



# 2013 Annual Statistical Report on United Nations Procurement

Procurement of goods  
and services

Procurement profiles of the  
Development Assistance  
Committee member countries

Procurement profiles of the top twenty  
developing countries and countries with  
economies in transition



## **2013 Annual Statistical Report on United Nations Procurement**

Copyright © 2014  
by the United Nations Office for Project Services  
Marmorvej 51, 2100 Copenhagen, Denmark



All rights reserved. No part of this publication may be reproduced, stored in a retrieval system or transmitted, in any form or by any means, electronic, photocopying, recording or otherwise, without prior permission of UNOPS.

# Table of contents

---

Introduction .....	1
Methodology .....	2
Glossary of terms .....	3
Executive summary .....	5
Total procurement of goods and services for operational activities of the UN system .....	5
Countries of supply to the UN in 2013 .....	5
Ten major countries of supply to the UN system in 2013 .....	6
Procurement from developing countries and countries with economies in transition .....	7
Top twenty developing countries and countries with economies in transition supplying UN organizations .....	8
Procurement from developing countries and countries with economies in transition by region .....	8
Countries with largest increases in procurement volume from 2003 to 2013 .....	9
Procurement by organizations of the UN system in 2012 and 2013 .....	10
Procurement from developing countries and countries with economies in transition by largest UN organizations .....	11
Procurement by sectors of categories of goods and services .....	11
Segments of goods and services procured from developed countries, developing countries and countries with economies in transition .....	12
Sustainable procurement reporting in the UN system .....	13
Procurement from UN Global Compact members .....	13
Sustainable procurement in the UN system .....	15
Policy and strategy .....	16
Sustainability integration in the procurement process .....	17
Internal capacity building .....	18
Supply chain development .....	19
United Nations procurement and the Global Compact .....	20
Diversification and capacity development of the supply base .....	22
Sustainable procurement outlook for 2014 .....	22
Procurement profiles of the top twenty developing countries and countries with economies in transition .....	23
Afghanistan .....	24
Argentina .....	25
Brazil .....	26
China .....	27
Democratic Republic of the Congo .....	28
Ethiopia .....	29
India .....	30
Jordan .....	31
Kenya .....	32
Lebanon .....	33
Pakistan .....	34
Panama .....	35
Russian Federation .....	36
South Africa .....	37
South Sudan .....	38
Sudan .....	39
Turkey .....	40
Uganda .....	41
United Arab Emirates .....	42
Zimbabwe .....	43
Procurement profiles of the DAC member countries .....	44
Australia .....	45
Austria .....	46
Belgium .....	47
Canada .....	48
Czech Republic .....	49
Denmark .....	50
Finland .....	51
France .....	52
Germany .....	53
Greece .....	54
Iceland .....	55

Ireland	56
Italy	57
Japan	58
Luxemburg	59
Netherlands	60
New Zealand	61
Norway	62
Poland	63
Portugal	64
Republic of Korea (South)	65
Slovakia	66
Slovenia	67
Spain	68
Sweden	69
Switzerland	70
United Kingdom	71
United States of America	72
<b>Procurement of goods and services</b>	<b>73</b>
Total procurement of goods and services (by supplier country or country of contractor)	74
Total procurement by UN organization	77
Procurement of goods by UN organization and country of supplier	78
Procurement of goods by country of supplier and UN organization	96
Procurement of services by UN organization and country of contractor	111
Procurement of services by country of contractor and UN organization	129
<b>Top ten categories of procurement by UN organization</b>	<b>144</b>
<b>Share of UN organization for each procurement category</b>	<b>152</b>
<b>Major purchase orders by UN organization</b>	<b>171</b>
<b>Major contracts for services and works by UN organization</b>	<b>241</b>
<b>Annexes</b>	<b>353</b>
Annex 1 Abbreviations and distribution of countries and territories	354
Annex 2 Developing countries	356
Annex 3 Economies in transition	358
Annex 4 Developed countries	359
Annex 5 Category names	360

# Introduction

---

The first annual statistical report on procurement by United Nations organizations in respect of operational activities, prepared by the Inter-Agency Procurement Services Office (IAPSO) of the United Nations Development Programme (UNDP), was submitted to the 39th session of the General Assembly (Doc. A/39/417) in 1984. By resolution 39/220 the General Assembly established the need for recurrent reporting of such information on operational activities and encouraged organizations of the UN system to cooperate with IAPSO in this important exercise. This edition of the Annual Statistical Report therefore marks the 30th anniversary of the report on procurement by UN organizations.

Since 2008 the report has been compiled by the United Nations Office for Project Services (UNOPS), as a result of the partial merger between UNOPS and IAPSO in 2008.

The 2013 Annual Statistical Report on United Nations Procurement (ASR) analyzes procurement from developing countries and countries with economies in transition, and examines the performance of the United Nations system in increasing opportunities for vendors in developing countries and countries with economies in transition.

In the context of the continuous attention to sustainability within the UN system, the information conveyed by the ASR has also been supplemented by sustainable procurement indicators. This year a revised set of questions was developed for the participating UN organizations, which provided a better understanding of the UN system performance in terms of sustainable procurement implementation. The reporting framework follows sustainability integration throughout the procurement process and also puts focus on specific areas within sustainable procurement.

In addition, the 2013 ASR looks at procurement by UN organizations from vendors that support the United Nations Global Compact.<sup>1</sup> This section of the report measures procurement by the UN system from companies that embrace universal principles in the areas of human rights, labour, environment and anti-corruption. Organizations of the UN system give no preferential treatment to Global Compact signatories, but strongly encourage them to subscribe to the Global Compact and support its underpinning principles.

Since 2008, the ASR has featured a Thematic Supplement that focuses on a current topic in procurement. This year, the supplement provides an overview of innovation in public procurement, including case studies and contributions from practitioners and experts globally. In view of the renewed emphasis on sustainability and innovation in development operations, this supplement is a timely reminder of the importance of the procurement function in this regard.

This publication has been produced by UNOPS on behalf of the organizations of the UN system. UNOPS is grateful to the UN organizations for their continuous support and contributions that make the publication possible. UNOPS hopes that this report provides useful information on the broad spectrum of procurement by the UN system. UNOPS continually strives to improve and refine the report to better serve expectations and objectives of government stakeholders, donors, the business community and UN organizations.<sup>2</sup>

In previous years, the ASR included statistical data on the personnel components for the operational activities within the UN organizations (in 2012, six UN organizations provided personnel data). From this year onwards, this statistical data will no longer be reported through the ASR, but is available through the Statistics Division, Department of Economic and Social Affairs (DESA) of the United Nations.

---

<sup>1</sup> See <http://www.unglobalcompact.org/>

<sup>2</sup> The 2013 Annual Statistical Report is available online at <https://www.ungm.org/Public/KnowledgeCentre/StatisticalReport> and at <https://www.unops.org/english/About/multimedia/Pages/Annual-Statistical-Report.aspx>.

## Methodology

The statistical data on procurement of goods and services for operational activities are requested from UN organizations. To facilitate collection and compilation of the large amount of rich data, UNOPS provides pro-forma tables, together with instructions for completing the reporting requirements.

UNOPS relies on the participating UN organizations in the compilation and reporting of the statistics. The 2013 report compiles information supplied by 33 UN organizations in total, which is the same number of organizations providing data as for the 2012 report; albeit the Joint United Nations Programme on HIV/AIDS (UNAIDS) submitted their procurement data<sup>3</sup> for the first time, whereas the United Nations Economic and Social Commission for Asia and the Pacific (ESCAP) did not submit their procurement data.

The data in the category 'goods' is based on country of supplier; the data in the category 'services' is based on country of contractor. Moreover, purchase orders and contracts for services are reported by contract amount and not by expenditures incurred. Many UN organizations cannot report data based on country of origin of goods, or on actual expenditures at the present time.

The categorization of countries and territories used in the ASR has been revised to adhere to those used by the Statistics Division, Department of Economic and Social Affairs (DESA) of the United Nations. The report uses the following designations: developing countries, countries with economies in transition and developed countries. The designations 'developing', 'in transition' and 'developed' are intended for statistical convenience and do not express a judgment about the stage reached by a particular country or area in the development process.

---

<sup>3</sup> In previous years, the UNAIDS procurement was reported through the UNDP.

# Glossary of terms

---

All sources of UN funding	Covers technical cooperation and other development assistance from regular, extra budgetary and trust funds, as well as emergency, humanitarian and peacekeeping operations.
Development Assistance Committee (DAC) member countries	A key forum of major bilateral donors who work together to increase the effectiveness of their common efforts to support sustainable development. DAC consists of 28 member countries as well as the European Union.
Developing countries and countries with economies in transition (DC/ET)	Countries for which the United Nations provides financial/technical assistance. A list of these countries is attached as Annex 2.
Goods	Objects of every kind and description including raw materials, products and equipment and objects in solid, liquid or gaseous form, and electricity, as well as services incidental to the supply of the goods if the value of those incidental services does not exceed that of the goods themselves.
Procurement	The acquisition through purchase or lease of real property, goods or other products (including intellectual property), works or services.
Services	Work, duty or labour performed by a contractor pursuant to a contract. Rendering of services may involve the associated provision of utilities or facilities if specified in the terms of the contract. Typical examples of services include security, catering, cleaning, travel management, event management, IT services, training, freight forwarding, and consulting.
Sustainable procurement	Sustainable procurement practices integrate requirements, specifications and criteria that are compatible and in favour of the protection of the environment, of social progress and in support of economic development, namely by seeking resource efficiency, improving the quality of products and services and ultimately optimizing costs.
United Nations Global Compact	The UN Global Compact is a strategic policy initiative for businesses that are committed to aligning their operations and strategies with ten universally accepted principles in the areas of human rights, labour, environment and anti-corruption. By doing so, business, as a primary driver of globalization, can help ensure that markets, commerce, technology and finance advance in ways that benefit economies and societies everywhere.



# Executive summary



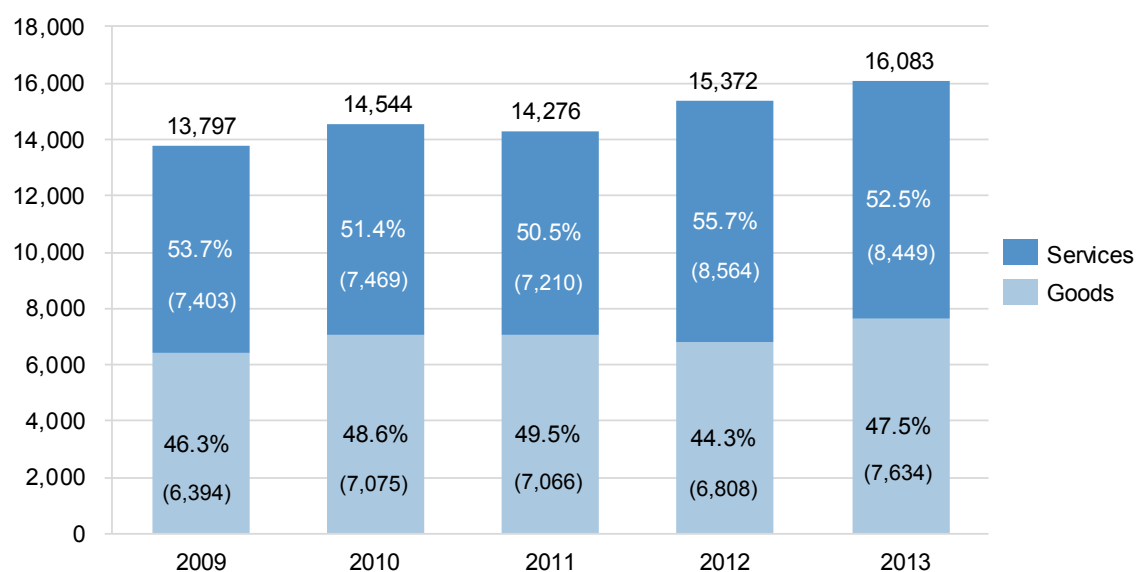
## Executive Summary

### Total procurement of goods and services for operational activities of the UN system

The overall procurement volume (goods and services combined) of UN organizations during 2013 increased to \$16.1 billion, from \$15.4 billion in 2012 – an increase of 4.6 percent<sup>4</sup> (Figure 1). The total procurement of goods increased by \$826 million, an increase of 12.1 percent, while procurement of services decreased by \$115 million, a slight decline of 1.3 percent.

Figure 1

Total procurement of goods and services, 2009-2013  
(in percentage and millions of US dollars)



The increase in the overall procurement volume is mainly attributable to raises in volume from four organizations<sup>5</sup>: the Food and Agricultural Organization of the United Nations (FAO)<sup>6</sup>, the United Nations High Commissioner for Refugees (UNHCR), the United Nations Children's Fund (UNICEF) and the United Nations Procurement Division (UN/PD). The increase within these four organizations was due mainly to a rise in the procurement of medical equipment, pharmaceuticals, live plant and animal materials, and management and administrative services.

Since 2008, the procurement of services by the UN system has exceeded its procurement of goods. In 2013, despite a significant increase in the procurement volume of goods, the procurement of services still constituted the majority of the UN system's procurement, with 52.5% of the total procurement volume being attributable to services.

### Countries of supply to the UN in 2013

The UN system procured goods and services from 192 different countries in 2013, with 123 countries having an annual procurement volume of more than \$10 million each in 2013. The next sections of the Annual Statistical Report examine the UN system's performance in increasing opportunities for vendors in developing countries and countries with economies in transition.

<sup>4</sup> The same number of organizations, 33 in total, reported procurement statistics in 2013 as compared to 2012. One agency (ESCAP) reported its procurement in 2012 and did not provide it for 2013, but in 2013, UNAIDS provided data for the first time.

<sup>5</sup> Please see Figure 7.

<sup>6</sup> The FAO reported travel statistics in 2013, which was not reported in previous years, explaining a part of the rise in its 2013 procurement volume.

## Ten major countries of supply to the UN system in 2013

The ten major countries supplying UN organizations in 2013 included four developing countries (Table 1), with the United Arab Emirates, Afghanistan, India and Kenya accounting for 37.4 percent of the total procurement volume of the top ten countries of supply. This corresponds to a decrease in procurement volume from developing countries and countries with economies in transition within the ten major countries of 6.5 percentage points, down from 43.9 percent in 2012<sup>7</sup>.

This is the first year where the United Arab Emirates is featured in this list, where procurement consisted primarily of fuels, management services, shelter equipment and food supplies. These goods and services were primarily procured by the United Nations Procurement Division (UN/PD), the World Food Programme (WFP) and the United Nations High Commissioner for Refugees (UNHCR).

Table 1

Top ten countries supplying the UN system in 2013  
(in millions of US dollars and percentage of overall procurement volume)

Countries	Goods	Services	Total	% of total
United States of America	568.7	1,100.7	1,669.4	10.4%
India	953.4	127.8	1,081.2	6.7%
Switzerland	267.7	448.9	716.6	4.5%
Afghanistan	50.5	650.4	700.9	4.4%
Denmark	299.5	253.2	552.7	3.4%
Belgium	500.2	49.9	550.1	3.4%
United Arab Emirates	363.8	138.2	502.1	3.1%
France	369.9	131.8	501.7	3.1%
United Kingdom	250.1	243.7	493.8	3.1%
Kenya	86.2	307.3	393.5	2.4%
<b>Top 10 total</b>	<b>3,710.0</b>	<b>3,452.0</b>	<b>7,162.0</b>	<b>44.5%</b>
<b>Grand total</b>	<b>7,633.8</b>	<b>8,449.7</b>	<b>16,083.4</b>	<b>100.0%</b>

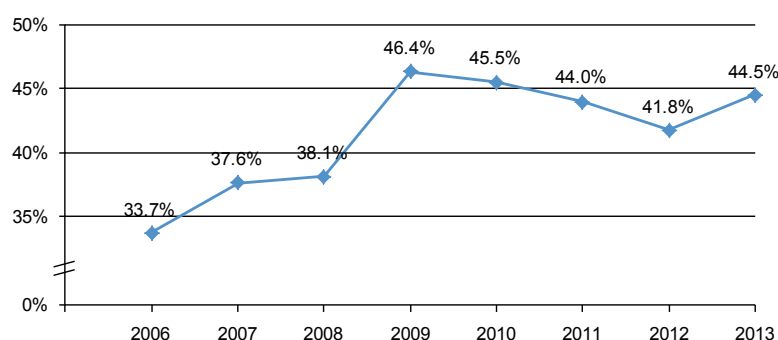
Afghanistan has featured on this list since 2004, and was in 2013 the fourth largest country to supply the UN system. Procurement from Afghanistan consisted primarily of construction, management and security services procured by UNDP and UNOPS.

India has featured on this list since 2000, and has maintained its position as the second largest country of supply to the UN system in 2013, with a 6.7 percent share of total UN procurement volume, an increase of one percentage point over the previous year. Procurement from India included pharmaceuticals, food supplies, medical equipment and management services, procured primarily by the United Nations Children's Fund (UNICEF), WFP and the Pan American Health Organization (PAHO).

For the second consecutive year, Kenya is amongst the ten major countries to supply the UN system, with a share of total procurement volume in 2013 of 2.4 percent, representing a small decrease of 0.3 percentage points over 2012. Procurement from Kenya consisted primarily of transportation services, management services, construction services and food supplies. These goods and services were primarily procured by WFP, UN/PD and UNHCR.

Figure 2

Share of total procurement volume of the top ten countries to supply the UN system, 2006 – 2013  
(in percentage)



<sup>7</sup> The corresponding percentage for 2011 was 30.7 percent.

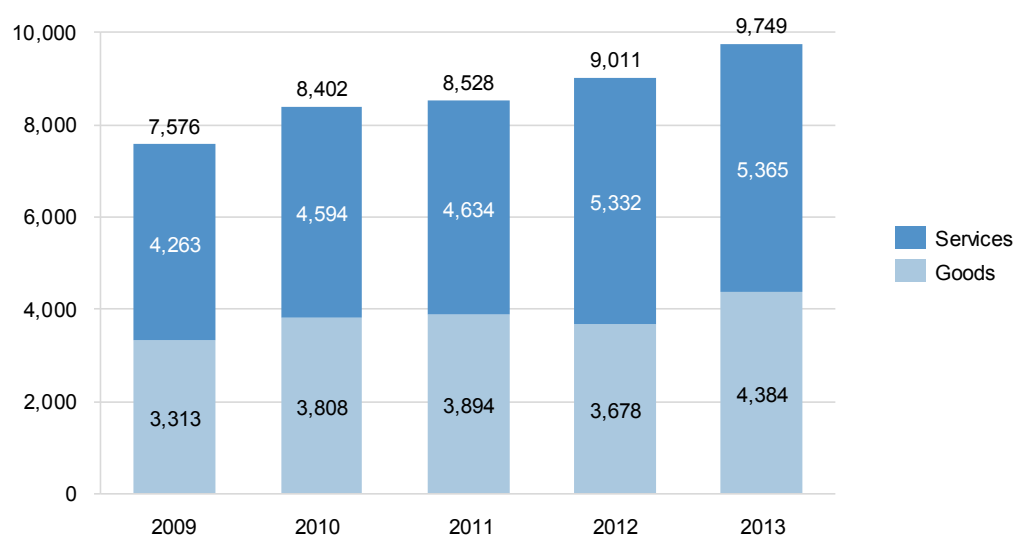
The percentage share of total goods and services procured from the top ten major countries of supply to the UN system had a decreasing trend between 2009 and 2012, representing a widening of the geographical spread of the United Nations source of supply (Figure 2). For 2013, this downward trend has reversed, and the share of the top ten countries of supply to the UN in the total procurement volume has increased from 2012 to 2013 by 2.7 percentage points.

## Procurement from developing countries and countries with economies in transition

General Assembly Resolution 57/279 (2005) on procurement reform, encourages UN organizations to increase opportunities for suppliers from developing countries and countries with economies in transition. General Assembly Resolution 61/246 (2007), reiterates the request. In response, UN organizations have placed more orders with suppliers from these countries. The growth of such orders has steadily grown over the 2009 to 2013 period (Figure 3), with a cumulative increase of 28.7 percent for the same period. This increase represents an annual compounded growth rate of 6.1 percent; compared with an overall average procurement volume growth of 3.7 percent annually.

Figure 3

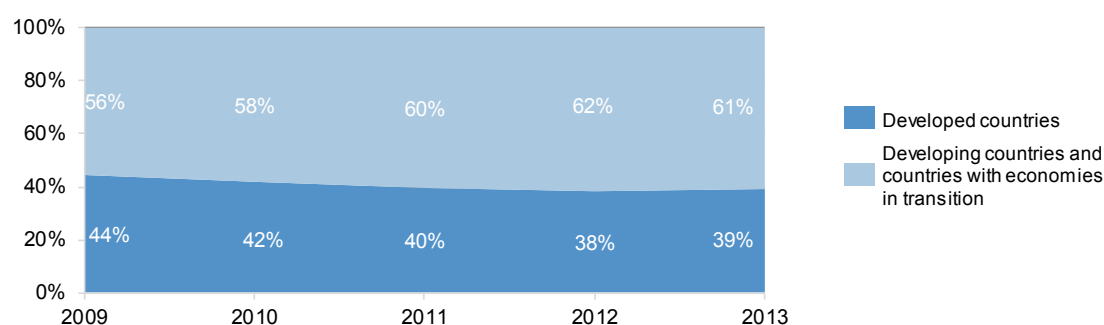
UN procurement from developing countries and countries with economies in transition, 2009-2013  
(in millions of US dollars)



In 2013, procurement from developing countries and countries with economies in transition increased by \$738 million over 2012. Compared to the previous year, the share of procurement from developing countries and countries with economies in transition decreased from 61.7 to 60.8 percent. The share of procurement from developed countries increased from 38.3 percent to 39.2 percent. Procurement from unspecified countries<sup>8</sup> was \$54.9 million in 2013.

Figure 4

UN procurement from developing countries and countries with economies in transition, 2009-2013  
(in percentage)



<sup>8</sup> Countries are unspecified when organizations cannot attribute the origin of the supplier in their management information systems.

## Top twenty developing countries and countries with economies in transition supplying UN organizations

In total, procurement of goods and services from the top twenty developing countries and countries with economies in transition represents 38.5 percent of overall UN procurement volume, an increase of 1.4 percentage points over the previous year. For a detailed overview of procurement volume trends, types of goods and services procured, as well as the share of UN procurement for each of the countries listed in Table 2, please refer to the procurement profiles of these countries available from page 23 onwards.

Table 2

Top twenty developing countries and countries with economies in transition supplying UN operations in 2013  
(in millions of US dollars and percentage)

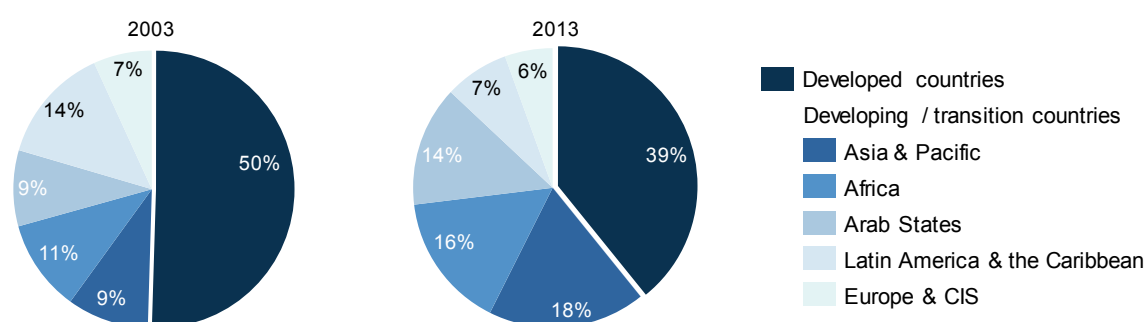
Countries	Goods	Services	Total	% of total
India	953.4	127.8	1081.2	6.7%
Afghanistan	50.5	650.4	700.9	4.4%
United Arab Emirates	363.8	138.2	502.1	3.1%
Kenya	86.2	307.3	393.5	2.4%
Russian Federation	65.9	298.6	364.4	2.3%
Sudan	179.0	167.8	346.7	2.2%
Lebanon	166.6	127.7	294.3	1.8%
Argentina	117.8	160.1	277.8	1.7%
Ethiopia	95.1	175.9	271.0	1.7%
Pakistan	104.5	123.9	228.4	1.4%
Turkey	196.7	31.3	228.0	1.4%
Jordan	120.8	101.1	221.9	1.4%
South Africa	90.8	103.6	194.4	1.2%
Panama	127.1	53.5	180.7	1.1%
China	113.1	65.1	178.1	1.1%
Brazil	43.8	118.6	162.4	1.0%
Dem. Rep. of Congo	25.9	118.7	144.6	0.9%
Uganda	38.6	102.9	141.5	0.9%
Zimbabwe	53.0	87.3	140.3	0.9%
South Sudan	16.4	117.5	133.9	0.8%
<b>Top 20</b>	<b>3,008.9</b>	<b>3,177.1</b>	<b>6,186.0</b>	<b>38.5%</b>
<b>Grand total</b>	<b>7,633.8</b>	<b>8,449.7</b>	<b>16,083.4</b>	<b>100.0%</b>

## Procurement from developing countries and countries with economies in transition by region

Over the last ten years, the share of UN procurement from developing countries and countries with economies in transition has significantly increased. Figure 5 below illustrates this increase by showing the distribution of the UN procurement in 2003 and in 2013, where procurement from countries with developing economies and countries with economies in transition is separated by region.<sup>9</sup>

Figure 5

Procurement volume of the UN system by region in 2003 and 2013  
(in percentage)



<sup>9</sup> Countries with developed economies have been separated to highlight the share of UN procurement that is made from countries with developing economies and countries with economies in transition.

Figure 5 shows that the share of procurement from developed countries has decreased over the last ten years (from 50 percent to 39 percent). This is consistent with the UN resolutions encouraging UN organizations to increase opportunities for suppliers from developing countries and countries with economies in transition.

The developing countries and countries with economies in transition in the Asia and Pacific region have seen the largest increase in the last ten years, as their share of the total procurement has doubled (from nine percent in 2003 to 18 percent in 2013). Amongst countries within the Asian region, India and Afghanistan have seen particularly large increases in their procurement volume over the ten year period (\$922 million and \$658 million of increase, respectively).

Procurement from countries within the African and the Arab States regions has also risen in the last ten years: the share of UN procurement from each of these two regions has increased by five percentage points since 2003. Amongst countries within the Arab States region, the United Arab Emirates and Sudan showed the largest growth in the last ten years, with increases of \$484 million and \$337 million respectively. In the African region, Kenya and Ethiopia represented the majority of the growth in procurement volume, with increases of \$336 million and \$238 million respectively over the last ten years.

The share of procurement from the European and CIS region has decreased slightly, from seven percent in 2003 to six percent in 2013. Despite this decrease, some countries in the European and CIS region saw their procurement volume increase. The Russian Federation saw an increase of \$246 million in its procurement volume during the last ten years, while procurement from Turkey rose by \$124 million over the same time period.

The Latin America and the Caribbean region witnessed a decrease in its share of the total UN procurement since 2003. Procurement from this region represented seven percent of the UN system's total procurement in 2013; a significant decrease from 14 percent in 2003. However, it should be noted that the volume of procurement from countries within the Latin America and the Caribbean region has risen over the last ten years (from \$644 million to \$1.2 billion).

### Countries with largest increases in procurement volume from 2003 to 2013

As previously highlighted, the share of UN procurement from countries with developing economies and economies in transition has risen significantly over the last ten years. The procurement from some developing countries and countries with economies in transition has shown a larger than average growth during that period.

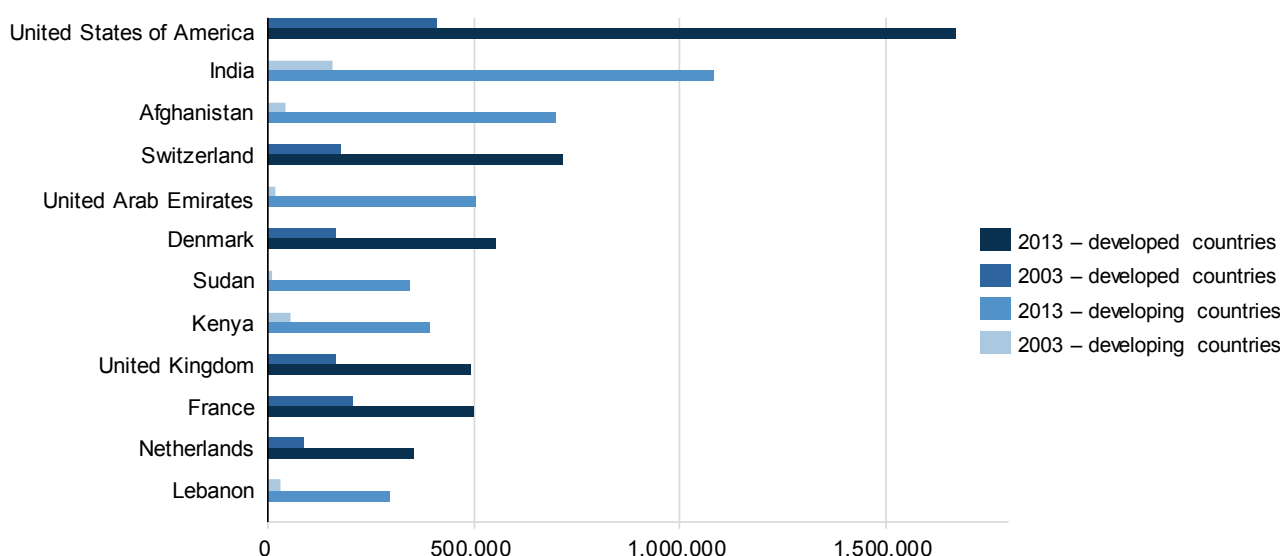
The following five developing countries, representing the largest increase in procurement volume, saw their combined volume increase by more than \$2.7 billion over the last ten years: India, Afghanistan, United Arab Emirates, Sudan and Kenya. Each of these five countries saw their procurement volume increase by at least 500 percent from 2003 to 2013.

Despite the decrease in the share of procurement coming from developed countries over the last ten years, some developed countries have seen their procurement volume to the UN system grow substantially since 2003. The United States of America, with an increase of \$1.2 billion (300 percent) and Switzerland, with an increase of \$540 million (300 percent) show the largest growth amongst developed countries during the last ten years.

Globally, the procurement volume of the UN rose by \$11 billion from 2003 to 2013.

Figure 6

Countries with largest increases in procurement volume between 2003 and 2013  
(in thousands of US dollars)



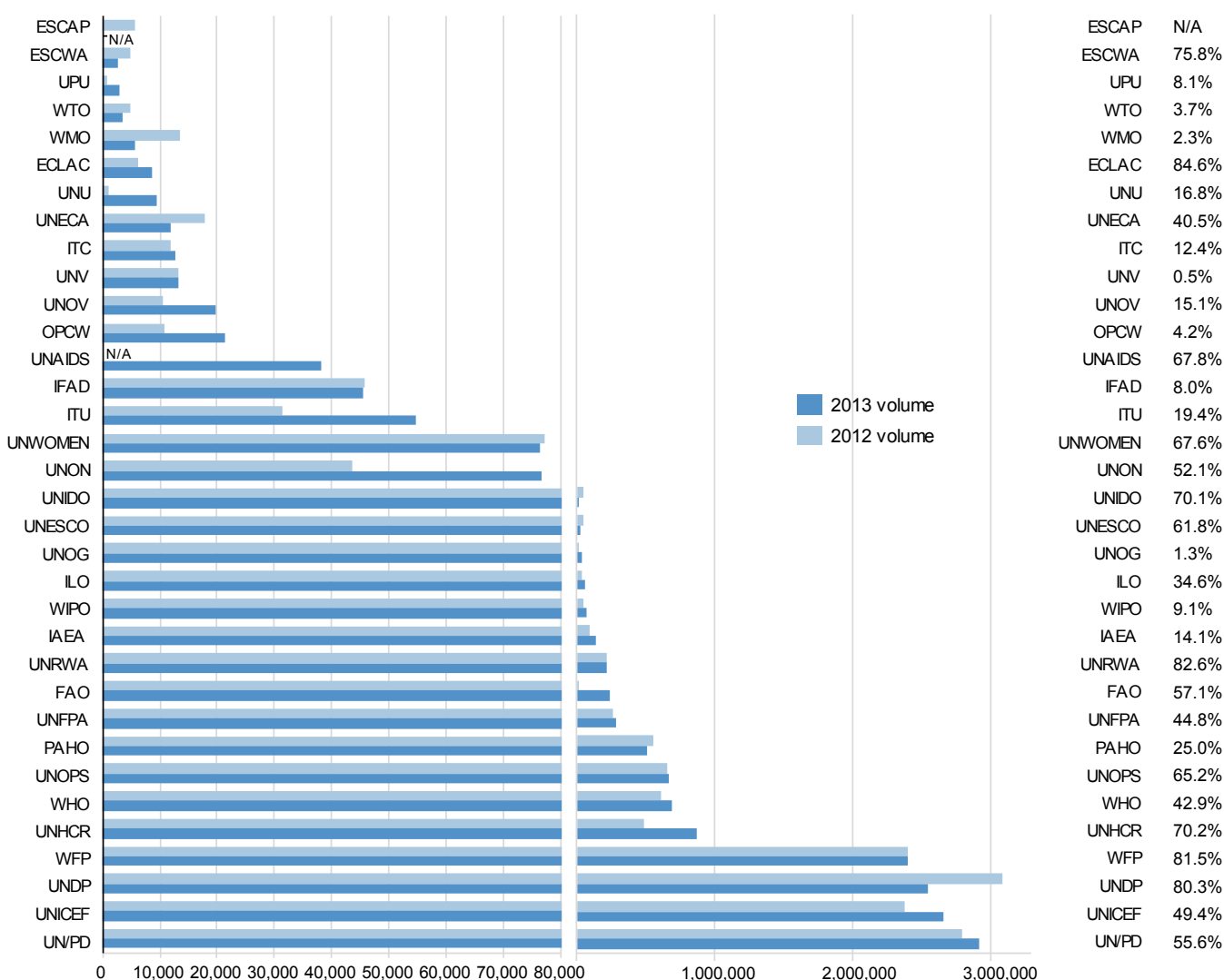
## Procurement by organizations of the UN system in 2012 and 2013

The following (Figure 7) presents the procurement volume of the individual UN organizations in 2012 and 2013. The figure includes the percentage share of procurement from developing countries and those with economies in transition<sup>10</sup>. Even though the total procurement of the UN system increased by \$711 million in 2013, twelve of the 33 reporting organizations<sup>11</sup> witnessed a decline in their procurement volume. Eight organizations saw their procurement volume increase by more than 50 percent over their 2012 volume.<sup>12</sup>

Figure 7

Total procurement by UN organization and share of procurement from developing countries and countries with economies in transition, in 2012 and 2013

(in thousands of US dollars and percentage)



<sup>10</sup> The right column in Figure 7 shows the percentage of the 2013 procurement volume from developing countries and countries with economies in transition.

<sup>11</sup> The year-on-year comparison is possible for 32 of the 33 reporting organizations as procurement from UNAIDS was reported through UNDP in 2012.

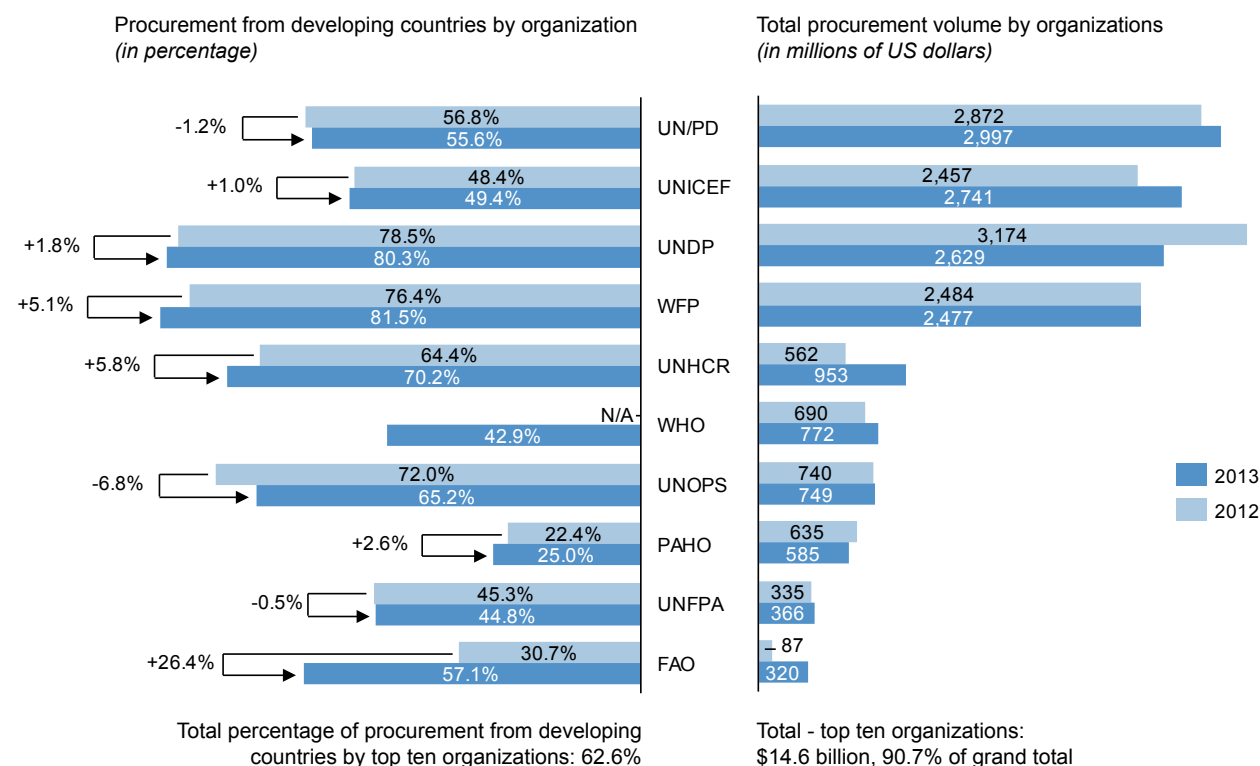
<sup>12</sup> For the detailed list of procurement of goods and services by UN organization, please refer to table 'Total procurement by UN organization' available on page 77.

## Procurement from developing countries and countries with economies in transition by largest UN organizations

Figure 8 displays the procurement volume by the ten largest UN organizations, which as a group represented 90.7 percent of the overall procurement volume of the UN system. The figure also shows the 2013 share of procurement from developing countries and countries with economies in transition, with the change in percentage points over the previous year. Organizations are listed in descending order by total procurement volume in 2013.

Figure 8

Procurement by organizations of the UN system from developing countries and countries with economies in transition, in 2012 and 2013



## Procurement by sectors of categories of goods and services

The UN system's procurement of goods and services consists of a wide variety of categories, which can be grouped into sectors of categories that relate to the different areas of procurement that support the UN operational activities. Figure 9 shows the distribution of the UN's procurement across the largest sectors of categories of goods and services.

Figure 9

Procurement of the UN system by sector of goods and services, in 2013 (in percentage)



The figure illustrates that two sectors are significantly larger than others in terms of procurement volume: the health sector (pharmaceuticals, healthcare services, and medical and laboratory equipment) and the transport sector (transport services and motor vehicles). In 2013, the health sector represented 22 percent of the UN system’s procurement while the transport sector represented 16 percent of the procurement volume.

Three other sectors have a share of ten percent or more of the UN’s procurement volume in 2013: construction and engineering (construction supplies and services, engineering services, structures), food and farming (food, beverage, live plants and animals, farming accessories and services) and management and administrative services.

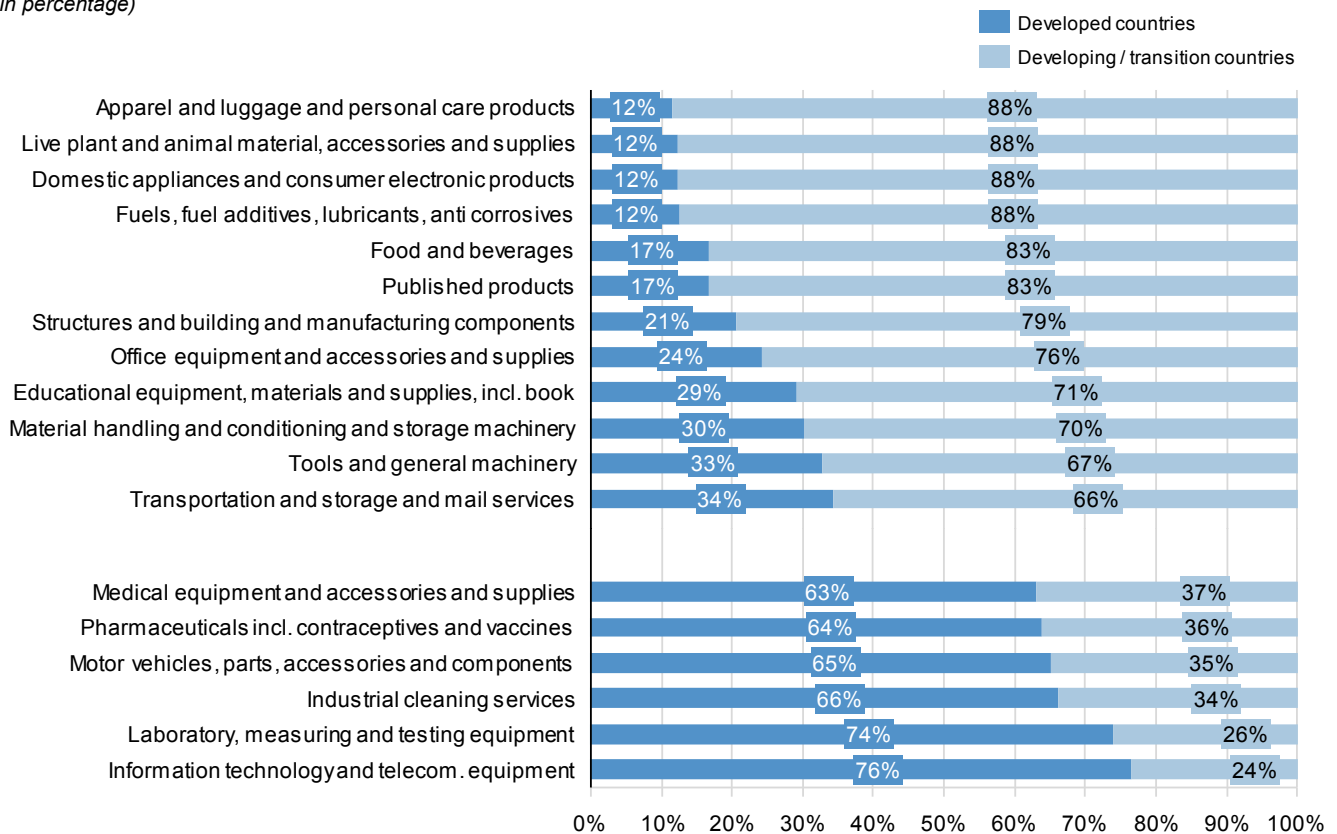
Combined together, these five largest sectors of procurement account for more than two-thirds (69 percent) of the total procurement done by UN organizations in 2013.

### Segments of goods and services procured from developed countries, developing countries and countries with economies in transition

In recent years, a majority of the UN system’s procurement has come from countries with developing economies and economies in transition. The following category analysis shows which categories are predominantly procured from developed countries and which categories are predominantly procured from developing countries and countries with economies in transition.

Figure 10

Categories with uneven distribution of procurement between developed and developing/transition economies<sup>13</sup>  
(in percentage)



In 2013, twelve different categories of products and services were widely procured from countries with developing economies and economies in transition (Figure 10). For each of those twelve categories, at least 66 percent of the procurement volume came from developing countries and countries with economies in transition. Six categories had more than 80 percent of their procurement volume originating from developing countries and countries with economies in transition.

Conversely, IT equipment and laboratory equipment were largely procured from countries with developed economies. For each of these two categories, approximately three-quarters of the procurement volume was made from developed countries. Additionally, four other categories, displayed in the figure above, had approximately two thirds of the procurement volume originating from developed countries.

<sup>13</sup> Categories with less than \$50 million of total procurement in 2013 were excluded from this chart.



## Sustainable procurement reporting in the UN system

Through its significant purchasing volume, UN organizations can deliver key policy objectives within all areas of sustainable development. As defined by the UN High Level Committee on Management's Procurement Network (HLCM PN), sustainable procurement (SP) integrates requirements, specifications and criteria that are compatible and in favour of the protection of the environment, of social progress and in support of economic development.

The sustainable procurement reporting section of the 2013 ASR aims at developing a baseline of where the UN system is at in its progress towards implementing SP. For this reporting year, 27 out of the 33 organizations that returned statistical information have also provided information on their SP profile. Sustainable procurement actions are prevalent in the UN system, as evidenced by 24 organizations reporting that they have started to implement SP initiatives of some nature. However, longer term commitment in the form of a SP policy statement is not always present.

The analysis of integration of sustainability into the procurement process reveals that it is most widespread in the early stages, i.e. in the requirement definition stage. In this regard, the UN Sustainable Procurement Guidelines facilitate implementation of SP in the procurement process, by providing criteria that may be used for the requisition and procurement of goods and services. Procurement volume with categories covered by UN Sustainable Procurement Guidelines represents a significant share of the total procurement volume of the UN system.

Another instrument that can guide a SP process is the United Nations Supplier Code of Conduct, which expresses the expectations that the UN has of its suppliers. Twenty-six UN organizations (including the organizations within the UN Secretariat) require their suppliers to accept and adhere to the United Nations Supplier Code of Conduct when registering their interest in doing business with the organization in the United Nations Global Marketplace (UNGM), where acceptance of the United Nations Supplier Code of Conduct is a mandatory requirement.

Sustainable procurement also involves helping suppliers, especially in developing countries and countries with economies in transition, become more efficient and competitive in larger markets. One in five of the reporting organizations have specific programmes in place to support local capacity development of suppliers.

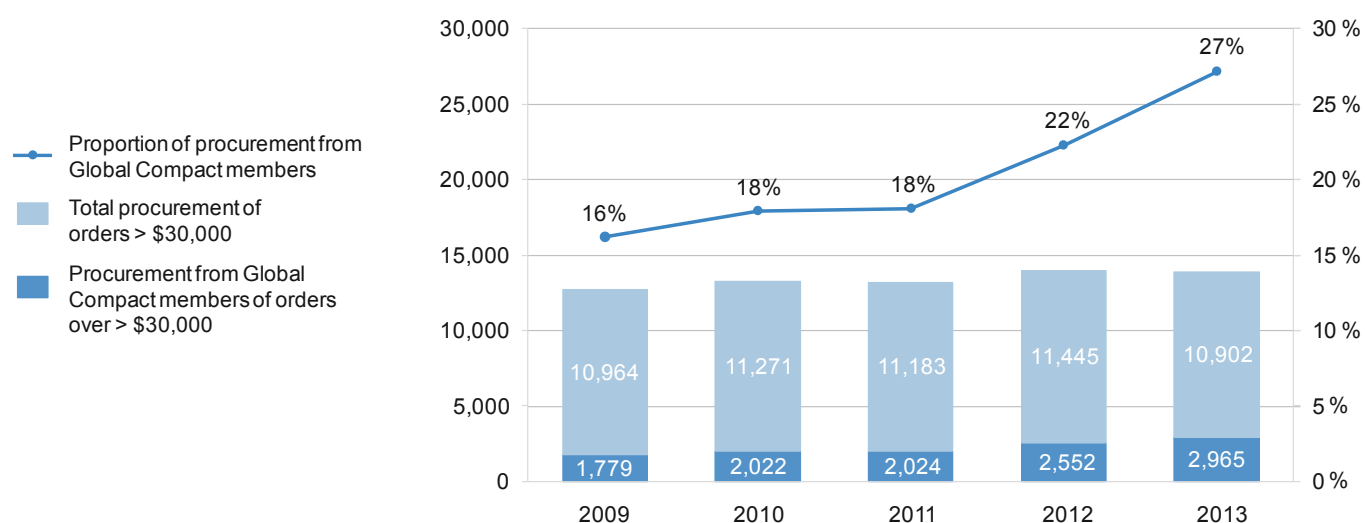
More than two-thirds of the reporting organizations have SP interventions planned for 2014, demonstrating that SP implementation is advancing within the UN system.

## Procurement from UN Global Compact members

The UN system also seeks to minimize environmental and social risks related to the supply chain by encouraging suppliers to sign up to the United Nations Global Compact principles. The share of UN procurement volume from Global Compact members has grown steadily over the last five years, both in terms of actual volume and as a proportion of total procurement volume. The main share of procurement from Global Compact members originates from developed countries, to the contrary of overall UN procurement. However, the largest year-on-year increase of procurement from Global Compact members can be found in suppliers from the Asia and Pacific region.

Figure 11

Share of UN procurement from Global Compact members, 2009-2013 (based on orders > \$30,000)  
(in millions of US dollars and percentage)





# Sustainable procurement in the UN system

## Sustainable procurement in the UN system

The emphasis on sustainability within the UN system was renewed in the outcome document of the United Nations Conference on Sustainable Development, Rio+20, 'The Future We Want' (GA/RES/66/288, adopted on 27 July 2012).

Sustainable procurement (SP) is one of the main means to achieve sustainability according to Agenda 21<sup>14</sup> and Chapter III of the Johannesburg Plan of Implementation<sup>15</sup>. SP is also one of the thematic priorities of the UN High Level Committee on Management's Procurement Network (HLCM PN), implemented through its Working Group on Sustainable Procurement.

UN procurement spend, which represented \$16.1 billion in 2013, can influence markets towards innovation and sustainability, thereby contributing to the UN mandate. Through its significant purchasing power, UN organizations can deliver key policy objectives within all areas of sustainable development. With respect to the environment, SP can help organizations reduce greenhouse gas emissions, improve water efficiency and support recycling by considering concepts such as whole life costing. Positive social results from SP include capacity building, poverty reduction and improved equity. From an economic perspective, SP can generate income, optimize costs and support the transfer of skills and technology.

In this regard, the information conveyed by the Annual Statistical Report on United Nations Procurement is supplemented by SP indicators. This year a revised set of questions was developed to allow better understanding of UN system performance in terms of SP implementation. Another objective of the revised reporting framework was to aid easy, straightforward and time efficient reporting. Qualitative indicators were used to gather data to develop a baseline of where the UN system is at in its progress towards integrating sustainability in its procurement operations. The reporting framework follows sustainability integration throughout the procurement process and also puts focus on specific areas within SP.

---

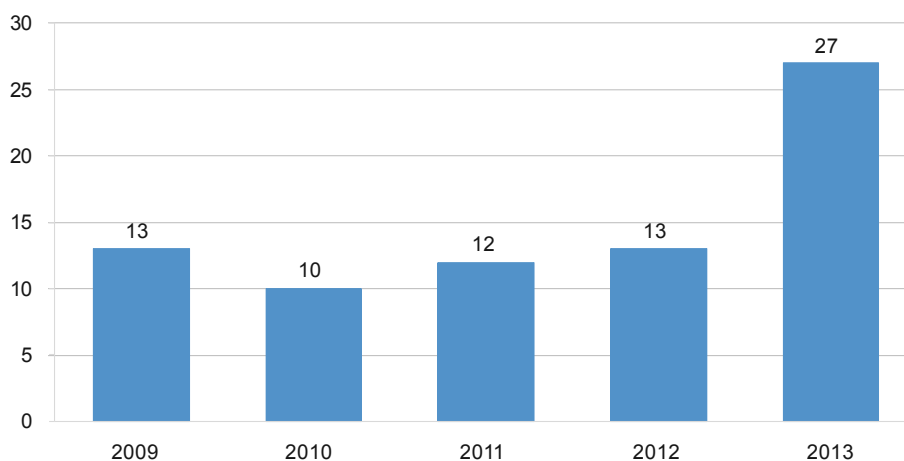
*"Sustainable Procurement practices integrate requirements, specifications and criteria that are compatible and in favor of the protection of the environment, of social progress and in support of economic development, namely by seeking resource efficiency, improving the quality of products and services and ultimately optimizing costs."*

Sustainable Procurement as defined by the HLCM PN

---

Figure 12

Sustainable procurement reporting among UN organizations, 2009-2013  
(in number)



<sup>14</sup> Agenda 21 is a non-binding, voluntarily implemented action plan of the United Nations with regard to sustainable development. It is a product of the UN Conference on Environment and Development (UNCED) held in Rio de Janeiro, Brazil, in 1992.

<sup>15</sup> The Johannesburg Declaration on Sustainable Development was adopted at the World Summit on Sustainable Development (WSSD), sometimes referred to as Earth Summit 2002, at which the Plan of Implementation of the World Summit on Sustainable Development was also agreed upon.

**Case study: UNFPA green procurement strategy**

In 2013 UNFPA developed a Green Procurement Strategy and included environmental requirements in two bidding processes for male condoms and intrauterine contraceptive devices. UNFPA also launched guidelines on Safe Disposal of Unwanted and Used Contraceptives.

UNFPA further participate in the informal Inter-Agency Task Team for Sustainable Procurement in the Health Sector (IATT-SPHS) and in collaboration with UNOPS, UNDP, WHO and UNEP is developing a Joint UN Programme for Greening Procurement in the Health Sector.

For the 2013 reporting year, 27 out of the 33 organizations (more than 80 percent) that returned statistical information have also provided information on their SP profile. Based on procurement volume, the organizations that have reported on their SP profile together comprise 75 percent of the total UN procurement spend. The reporting rate increased significantly from previous years (see Figure 12). It is worth noting that this increase is at least in part linked to the data collection methodology which also included one-on-one interviews as well as simplified and streamlined reporting.

The sustainable procurement reporting framework focuses on approaches for implementing and managing SP in the UN context by integrating environmental, social and economic aspects in the procurement process. The framework emphasizes the areas of policy and strategy, sustainability integration in the procurement process, internal capacity building, and supply chain development.

Within the reporting framework, a classification was also defined to assess the reporting capability for SP within the UN system. The two levels of reporting include a basic level with qualitative indicators and an advanced level with quantitative indicators on sustainability integration throughout the procurement process. Of the 27 organizations reporting, 52 percent were able to report on an advanced level, while the remaining 48 percent reported on the basic level.

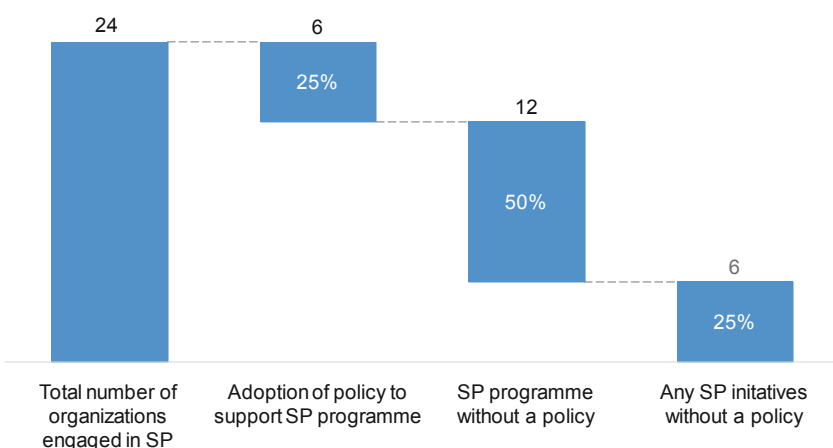
Twenty-four organizations (89 percent) reported that they have started to implement SP initiatives of some kind, including interventions such as provision of SP training and support for sustainability integration in the procurement process.

**Policy and strategy**

In order for SP to be delivered consistently across an organization, both high-level commitment and a well-structured approach are necessary. High-level commitment is generally expressed through a policy document describing the overall principles and goals pursued by the organization. A well-structured approach means a programme or strategy that incorporates assessment of sustainability risks in procurement, prioritization of spend areas, development of action plans and monitoring of progress. The reporting framework differentiates between having implemented an SP programme, i.e. having a structured approach in place for SP, and having introduced ad hoc SP initiatives.

Figure 13

Status of sustainable procurement policy adoption, 2013  
(in number and percentage)



**Case study: FAO, IFAD and WFP combined sustainable procurement tenders**

Through the Rome-based organizations' Common Procurement Team (CPT), inter-organizational tenders now include sustainability criteria as part of the requirements of the tenders and as part of the evaluation criteria for award of contracts. Examples include cleaning services, a tender for computers and the purchase of certified renewable electricity since 2007.

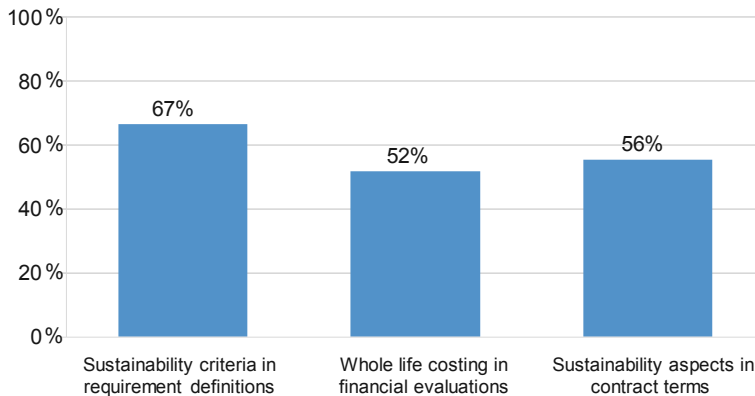
Figure 13 demonstrates that while SP actions are prevalent in the UN system, high-level commitment in the form of a SP policy statement is not always present. Out of the reporting organizations that have reported implementation of any SP initiatives only 25 percent have adopted an SP policy to support their programmes.

## Sustainability integration in the procurement process

The inclusion of sustainability principles in the procurement process is an integral and critical step in the implementation of SP practices. Sustainability considerations can be integrated at various stages, from planning to contract management. The reporting framework determines the level of support within the UN system for integrating sustainability in the procurement process. This is measured through three specific interventions: inclusion of sustainability criteria in requirement definitions; use of whole life costing (life-cycle costs) in financial evaluations; and incorporation of sustainability aspects in contract terms.

Figure 14

Sustainability integration in the procurement process, 2013  
(in percentage of reporting organizations)



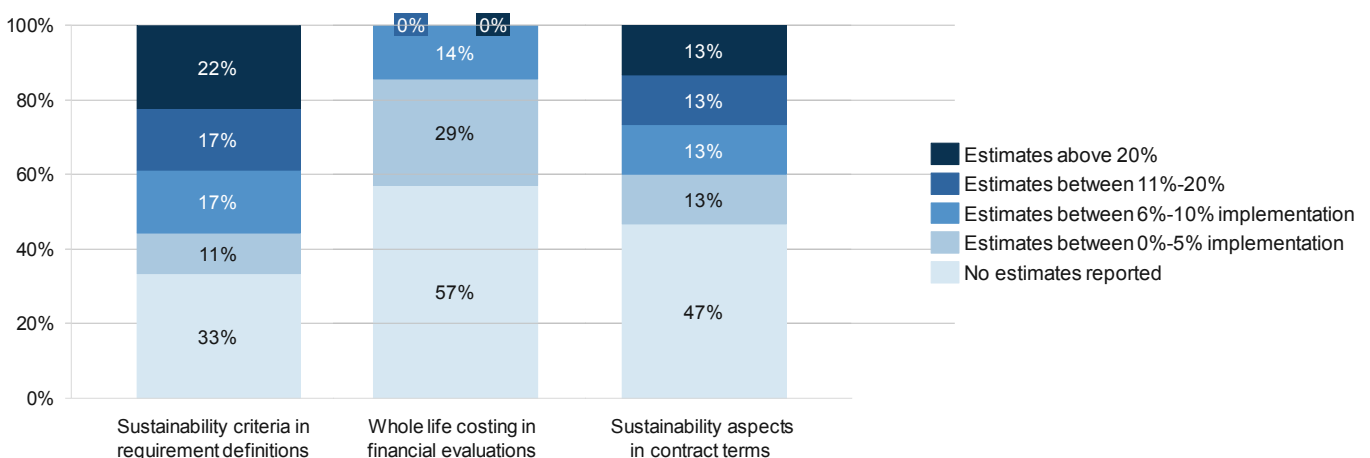
### Case study: Sustainability in UNOPS solicitation methods

In the latest revision of its Procurement Manual, UNOPS introduced explicit best practice provisions for advancing sustainability in its requests for quotation, invitations to bid and requests for proposal. Procurers can also find guidance on how to use the RFP methodology for goods or simple services, where a share of non-mandatory but desired sustainability requirements can be assigned extra points. This is especially useful when additional complexity derived from the inclusion of sustainability criteria warrants the use of a weighted scoring system, or when the procurement entity is unsure about the price and/or availability of sustainable products in the market.

As Figure 14 demonstrates, the integration of sustainability in the procurement process is most widespread in the early stages of the procurement process, i.e. in the requirement definition stage. From a qualitative assessment of the reported cases, it appears that sustainability requirements have been integrated more frequently in the form of environmental criteria than social criteria.

Figure 15

Level of sustainability implementation in the procurement process (estimations based on number of tenders) as share of organizations implementing SP, 2013  
(in percentage)



The reporting framework mainly focuses on whether or not organizations support the different SP interventions within its procurement operations. However, advanced indicators also measure the estimated share of procurements that have sustainability integrated.

While some organizations have the capacity to estimate the extent of sustainability integration in the different steps, it has become clear that the UN system overall currently has limited capacity to report on SP quantitatively. As shown in Figure 15, the rate of integration of sustainability in the procurement process is wide-ranging within the UN system.

Figure 15 also demonstrates that the degree of sustainability integration is greatest at the requirement definition stage, where four organizations estimate that over 20 percent of their total number of procurements in 2013 have included sustainability criteria (i.e. environmental, social and/or economic). The highest estimate of the use of whole life costing in financial evaluations is ten percent or less. It is important to note however that not all products and services are appropriate for the use of whole life costing approaches.

The UN Sustainable Procurement Guidelines<sup>16</sup> facilitate implementation of SP in the procurement process by providing criteria that may be used for the requisition and procurement of given goods and services. They provide concrete guidance on how to integrate sustainability in requirements, specifications and criteria. The guidance covers the goods and services' key environmental impacts and social considerations as well as the most appropriate means of verification including information on the availability of sustainable products and whole life costing.

#### Case study: UNDP recommended sustainability criteria in technical evaluation criteria

The UNDP Sustainable Procurement framework launched in 2013 recommends that for RFPs, the evaluation criteria template allocates seven percent of the points to sustainability issues. This number can be adjusted up or down, but it is recommended that sustainable procurement criteria account for at least three percent of the total points.

Table 3

UN procurement volume for categories with UN Sustainable Procurement Guidelines<sup>17</sup>  
(in millions of US dollars)

Category	2013 procurement volume
Freight forwarding	1,997
Cafeteria, food and kitchen equipment	1,527
Motor vehicles	369
Computers, monitors and imaging equipment	187
Cleaning products and services	62
Furniture	62
Generators and batteries	42
Stationery	16
<b>Total</b>	<b>4,262</b>

As Table 3 shows, the total spend with categories covered by UN Sustainable Procurement Guidelines represents a significant share of the total procurement volume of the UN system.

## Internal capacity building

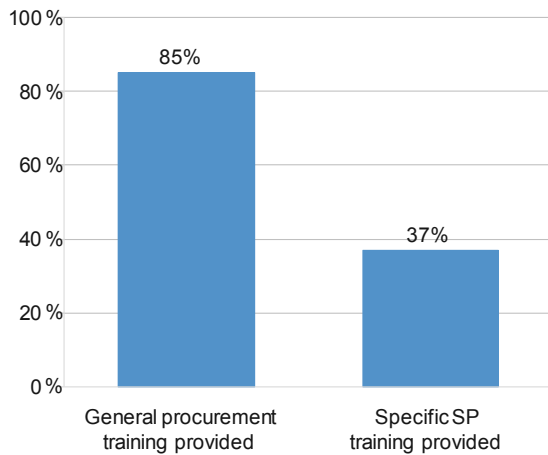
In order to be able to successfully implement and advance sustainable procurement and in particular reflecting on the specialist knowledge required to implement sustainable procurement, UN practitioners require support to develop sufficient professional expertise to include sustainability aspects in procurement processes. One means to this end is through skills and knowledge building through training, certifications and other interventions.

<sup>16</sup> The UN Sustainable Procurement Guidelines have been developed by Sustainable UN (SUN), a UNEP initiative, in collaboration with UNOPS, ILO and ITC/ILO with support from the HLCM PN Working Group on SP. Guidelines including product sheets are specifically provided for the areas of ICT, generators and batteries, catering and food, cleaning, furniture, stationery, vehicles and freight forwarding. See: <http://www.greeningtheblue.org/resources/procurement>

<sup>17</sup> Note that some organizations do not provide information on the subcategories of goods and services procured. Consequently the information in the table should be seen as giving an indication of the procurement volumes of the specific goods and services addressed in the UN SP guidelines.

Figure 16

Procurement training interventions, 2013  
(in percentage of reporting organizations)



#### Case study: Dissemination of online UN SP training

The online UN Sustainable Procurement training developed by UNEP, UNOPS and ITC-ILO has been utilized to a great extent among UN organizations. This online training module is based on the publication 'Buying for a Better World – A Sustainable Procurement Guide' and the course is open to all, but the final quiz is accessible to UN staff only. The course is available on [www.ungm.org](http://www.ungm.org).

Comparing the organizations providing any type of procurement training to those organizations who report having provided specific SP training demonstrates that while the procurement training being provided within the UN system is broad and encompassing sustainability aspects, provision of specific SP training is relatively limited. Figure 16 shows that, while 23 (85 percent) of the reporting organizations provide procurement training of some kind, the share of organizations that provide specific training in SP is less than half of that. Online training is the most prevalent learning method for the organizations that do provide specific SP training, with the online UN SP training being referred to in 60 percent of the cases.

## Supply chain development

Suppliers are responsible for environmental and social impacts both through the goods and services they supply and through their operations and their own supply chain. The reporting framework covers indicators that map whether and how organizations identify and monitor the sustainability risks and performance of its suppliers.

The United Nations Supplier Code of Conduct expresses the expectations that the UN has of its suppliers and is an instrument that can guide an SP process. Requiring suppliers to adhere to the United Nations Supplier Code of Conduct implies making specific requirements of suppliers and contractors in terms of social, ethical and environmental aspects.

By ensuring that suppliers endorse and comply with the United Nations Supplier Code of Conduct or similar, organizations protect their reputation by only dealing with companies which adhere to a high standard of ethical conduct, social responsibility and environmental good practice.

Twenty-six UN organizations (including the organizations within the UN Secretariat) require their suppliers to accept and adhere to the United Nations Supplier Code of Conduct when registering their interest of doing business with the organization in the United Nations Global Marketplace (UNGM), where acceptance of the United Nations Supplier Code of Conduct is a mandatory requirement. However, the reporting demonstrates that enforcement of supplier codes of conduct is not frequently monitored with few organizations actively checking adherence. Active monitoring activities can include interventions such as ethics offices, hotlines to report misconduct, sanction committees and audits.

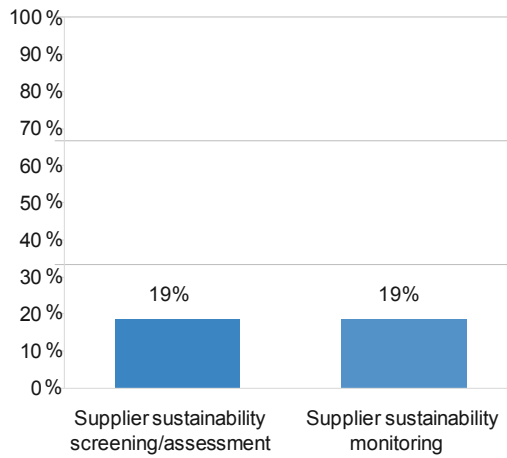
#### Monitoring of adherence to supplier code of conduct at IFAD

IFAD has in place an Ethics Office, Investigation Office, and various initiatives to ensure that fraud and corruption, harassment or other non-acceptable behaviors by staff or external parties are prevented or identified and sanctioned.

A Sanction Committee led by Senior Management has the responsibility to decide sanctions on staff and third parties found involved in irregular practices.

Figure 17

Uptake of supplier sustainability assessment and monitoring, 2013  
(in percentage of reporting organizations)



Besides utilizing a supplier code of conduct, organizations can undertake several other measures to enhance sustainability performance and minimize sustainability risks arising from the supply chain. These measures can be undertaken both pre- and post-contract. Pre-contract, organizations can undertake initial and continuing sustainability screening or assessment. Post-contract, organizations can monitor progress in terms of sustainability performance.

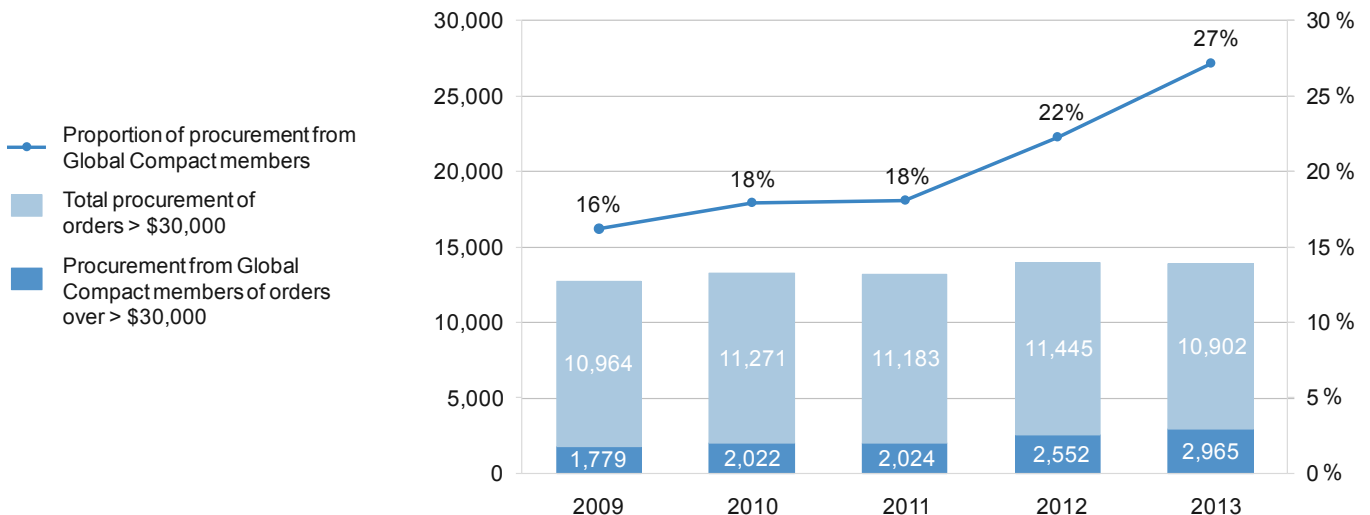
Supplier sustainability assessments and monitoring are areas where the UN system has only started implementation. As Figure 17 exhibits, five of the reporting organizations (19 percent) have initiated supplier sustainability assessments. Monitoring of supplier sustainability performance has had the same uptake.

### United Nations procurement and the Global Compact

Another means available to the UN system to minimize environmental and social risks related to suppliers is to encourage prospective and current suppliers to sign up to the principles of the United Nations Global Compact. The Global Compact is a strategic policy initiative for businesses that are committed to aligning their operations and strategies with ten universally accepted principles in the areas of human rights, labour, environment and anti-corruption. As the world’s largest global corporate citizenship initiative, the Global Compact is a voluntary initiative, a learning dialogue and a platform for action. For the seventh consecutive year, the 2013 ASR features an analysis of the participation of suppliers to the UN system in the Global Compact. The UN strongly encourages its suppliers to support the Global Compact and its principles.

Figure 11

Share of UN procurement from Global Compact members, 2009-2013 (based on orders > \$30,000)  
(in millions of US dollars and percentage)





The share of UN procurement volume from Global Compact members has grown steadily over the last five years both in terms of actual volume and as the proportion of total procurement volume (Figure 11). In 2013, the share of procurement from Global Compact members was 27 percent (based on orders larger than \$30,000), up nearly 5 percentage points from 2012.

The main proportion of procurement from Global Compact members is from developed countries (70 percent). This is a clear difference from overall UN procurement where the purchases from developed countries are a corresponding 39 percent (Figure 5).

Figure 18

Procurement from Global Compact members as a share of total UN procurement of large orders (> \$30,000) by region, 2013  
(in millions of US dollars and percentage)

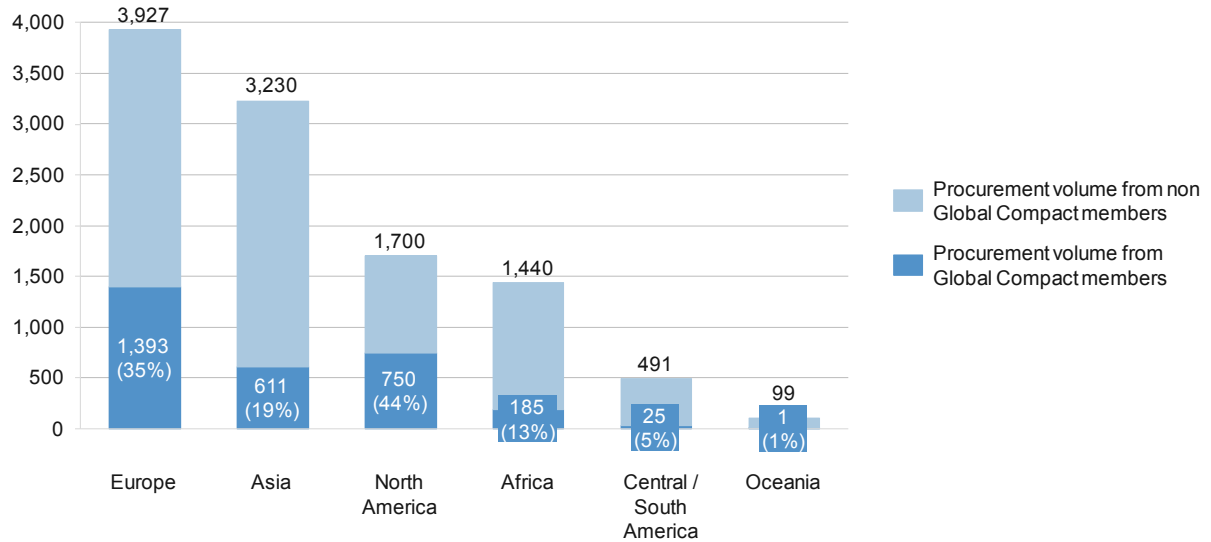
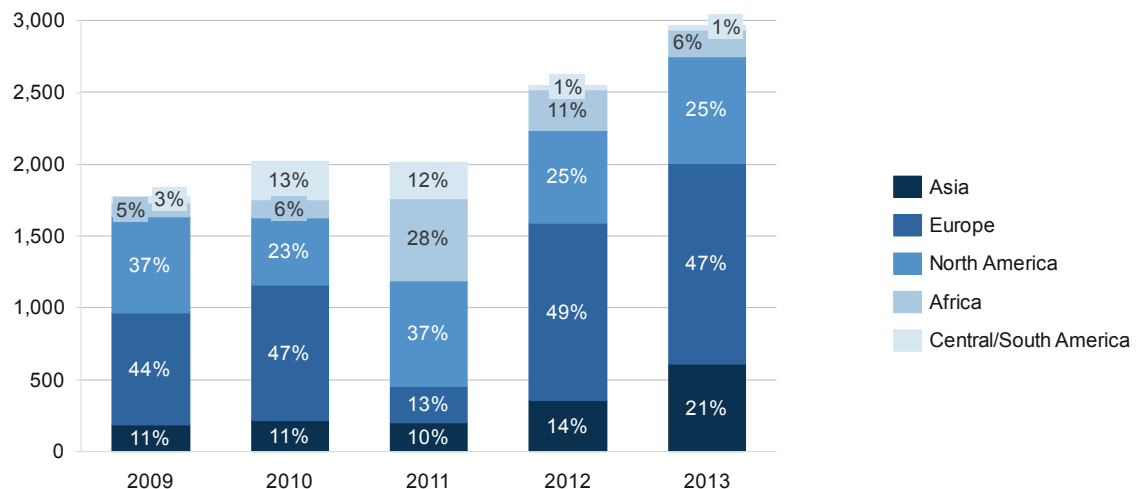


Figure 18 exhibits the relationship between procurement from Global Compact members and total UN procurement for different regions. Confirming the analyses in previous years, suppliers to the UN system located in the northern hemisphere have a relatively larger share of procurement among all Global Compact members.

Figure 19

Regional breakdown of procurement from Global Compact members of large orders (> \$30,000), 2009-2013  
(in millions of US dollars and percentage)



However, as Figure 19 demonstrates, the largest increase year-on-year of procurement from Global Compact members both in absolute and relative terms can be found in Asia. Procurement from Global Compact members in Asia has increased steadily from \$188 million in 2009 to \$611 million in 2013. The procurement volume from Global Compact members in Africa and Central/South America has fluctuated under the same period and in 2013 remained relatively limited.

### Diversification and capacity development of the supply base

Sustainable procurement also involves helping suppliers, especially in developing and emerging economies, become more efficient and competitive in larger markets.

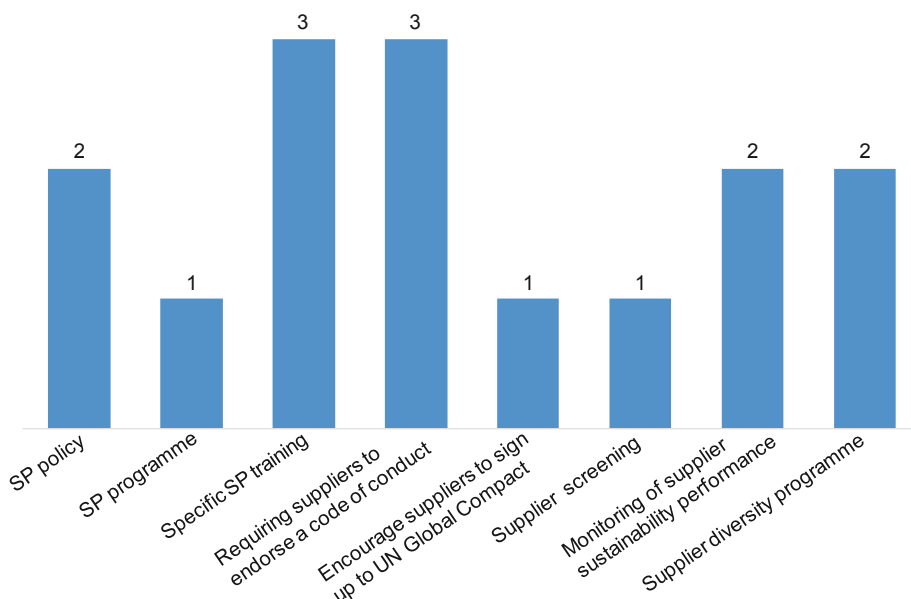
The SP reporting framework included a component on initiatives to support diversity in the supply base of UN organizations and the development of local capacity of suppliers. UN organizations can use their buying power to give a signal to the market and leverage supply chains to expand opportunities for under-represented businesses. These indicators highlight that opportunities deriving from doing business with the UN can be made available to a large number of interested parties worldwide.

One in five of the reporting organizations (22 percent) have specific programmes in place to support local capacity development of suppliers. A couple of organizations have also started initiatives aiming to build capacity of under-represented businesses and encourage greater participation of under-represented businesses in their supply chains.

<p><b>Case study: ILO gender diversity requirements in projects</b></p> <p>In 2013, two road rehabilitation programmes in East Timor required that contractors or subcontractors should recruit workers from amongst the local population of the site area, and at least 30 percent of the workers should be women.</p>	<p><b>Case study: WFP Purchase for Progress Initiative (P4P)</b></p> <p>The P4P links WFP's demand for staple foods (cereals, pulses and blended foods) with the technical expertise of a wide range of partners to help smallholder farmers boost their agricultural production and sell their surplus at a fair price. The programme has as one of its key objectives to promote the inclusion of women farmers.</p>	<p><b>Case study: ITC local website development</b></p> <p>ITC produces websites for beneficiaries in numerous developing countries. Within the related procurements, there are often evaluation criteria relating to the local culture as well as knowledge of the local business environment and local language. These are not always included as mandatory criteria, but give extra points, thus helping local businesses compete.</p>
---	--	---

Figure 20

Interventions planned for 2014  
(in number of organizations)



### Sustainable procurement outlook for 2014

There are a number of UN organizations with SP interventions planned for 2014 in a range of areas.

Many of the interventions planned are related to supply chain development (see Figure 20) and include actively encouraging suppliers to sign up to the Global Compact, capturing sustainability information during the supplier registration process as well as the development and implementation of online supplier sustainability assessment tools. With 70 percent of the reporting organizations having interventions planned for 2014, the data demonstrates that sustainable procurement implementation is indeed advancing within the UN system.



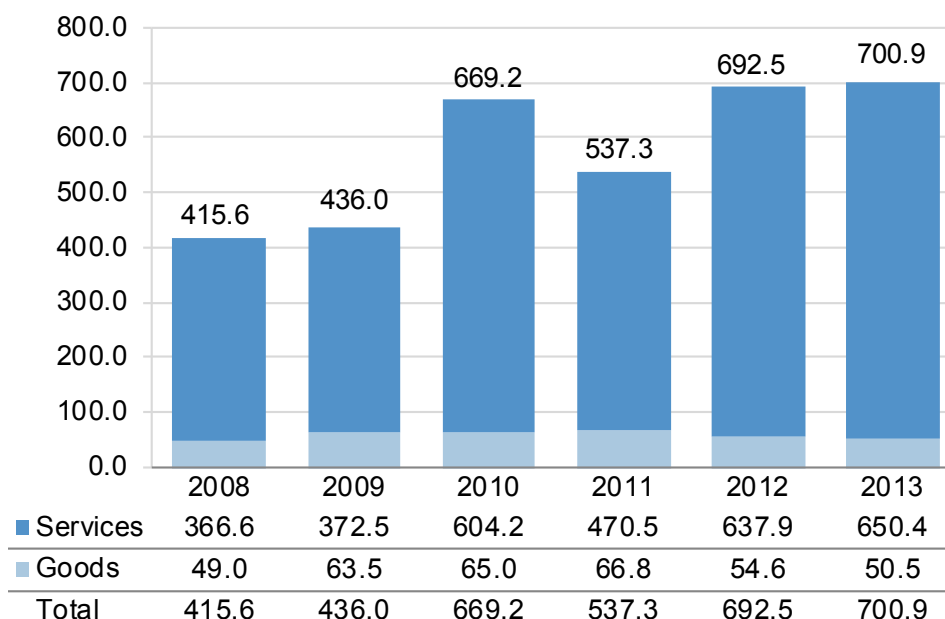
# Procurement profiles of the top twenty developing countries and countries with economies in transition

## Afghanistan

Share of total procurement of goods and services in 2013

\$700.9 million | 4.36% of total UN procurement

### 1. Procurement trend (in millions of US dollars)



### 2. Procurement of goods and services by organization (in millions of US dollars)

UNDP	448.72
UNOPS	119.45
WFP	30.13
UN/PD	25.69
UNHCR	19.69
FAO	15.39
UNICEF	14.26
WHO	9.51
UNON	4.97
UNFPA	3.88
UNESCO	3.65
UNWOMEN	2.50
UNOV	1.82
ILO	1.09
Other	0.11

**Total** **700.86**

### 3. Commonly procured goods and services

#### Goods

Fuel and Oils  
 Motor Vehicles  
 Construction Machinery & Supplies  
 Building Material  
 IT and Office Supplies

#### Services

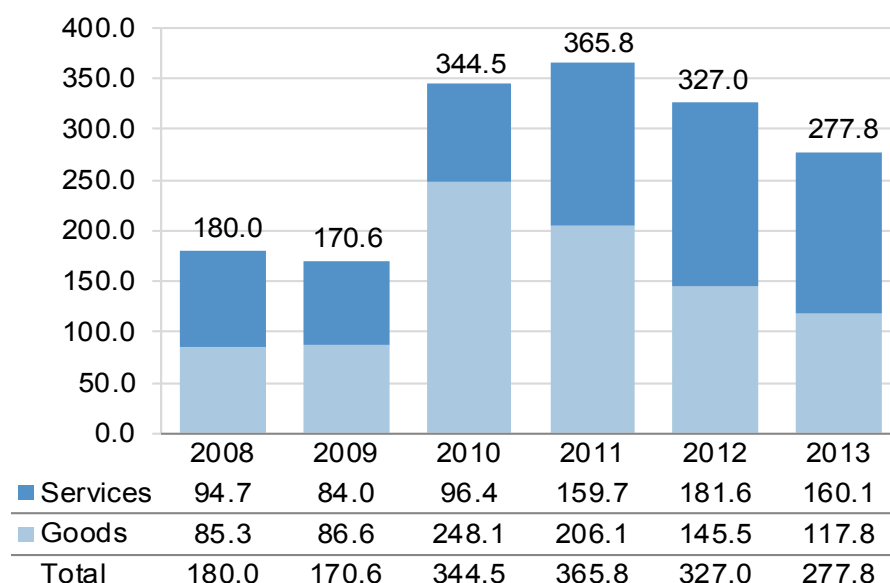
Fuel and Oils  
 Motor Vehicles  
 Construction Machinery & Supplies  
 Building Material  
 IT and Office Supplies

## Argentina

Share of total procurement of goods and services in 2013

\$277.8 million | 1.73% of total UN procurement

## 1. Procurement trend (in millions of US dollars)



## 2. Procurement of goods and services by organization (in millions of US dollars)

UNDP	247.38
UNICEF	8.63
UNOPS	6.21
UNIDO	5.69
WFP	5.08
PAHO	1.19
IAEA	0.52
UNESCO	0.46
UNFPA	0.43
WHO	0.41
FAO	0.38
UNHCR	0.34
UN/PD	0.31
ECLAC	0.31
WIPO	0.17
UNAIDS	0.13
Other	0.22

<b>Total</b>	<b>277.84</b>
--------------	---------------

## 3. Commonly procured goods and services

## Goods

Food Supplies  
 Medical Equipment  
 Motor Vehicles  
 Tools and General Machinery  
 Paper Products

## Services

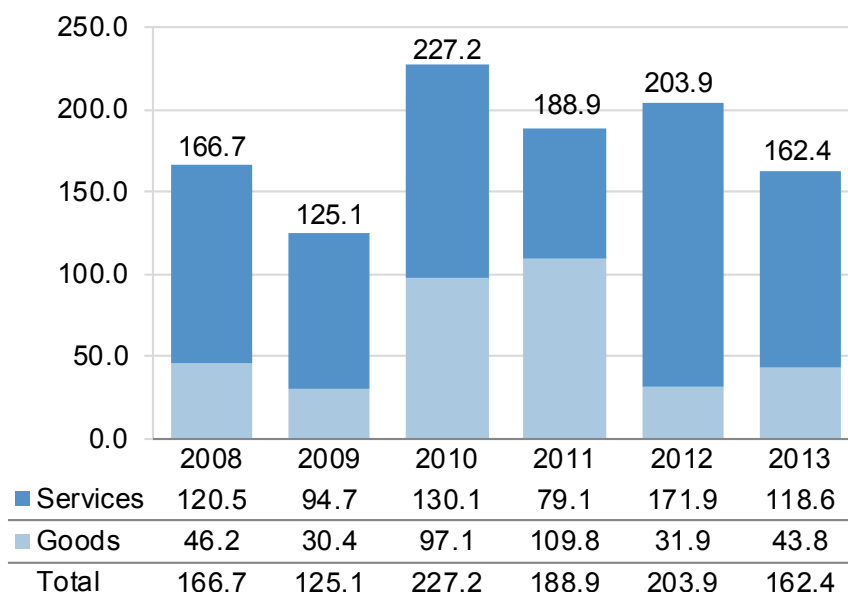
Administrative Services  
 Environmental Services  
 Engineering Services  
 Construction Services

## Brazil

Share of total procurement of goods and services in 2013

\$162.4 million | 1.01% of total UN procurement

### 1. Procurement trend (in millions of US dollars)



### 2. Procurement of goods and services by organization (in millions of US dollars)

UNDP	101.96
UNESCO	15.75
UNICEF	8.81
UNOPS	7.16
PAHO	6.81
WFP	5.58
ITU	5.06
FAO	3.21
WHO	2.44
ILO	1.19
UNFPA	0.93
UNON	0.89
UNWOMEN	0.73
IAEA	0.53
WIPO	0.51
UNAIDS	0.48
Other	0.36

**Total** **162.40**

### 3. Commonly procured goods and services

#### Goods

Pharmaceuticals  
Security and Safety Equipment  
Food Supplies  
Furniture

#### Services

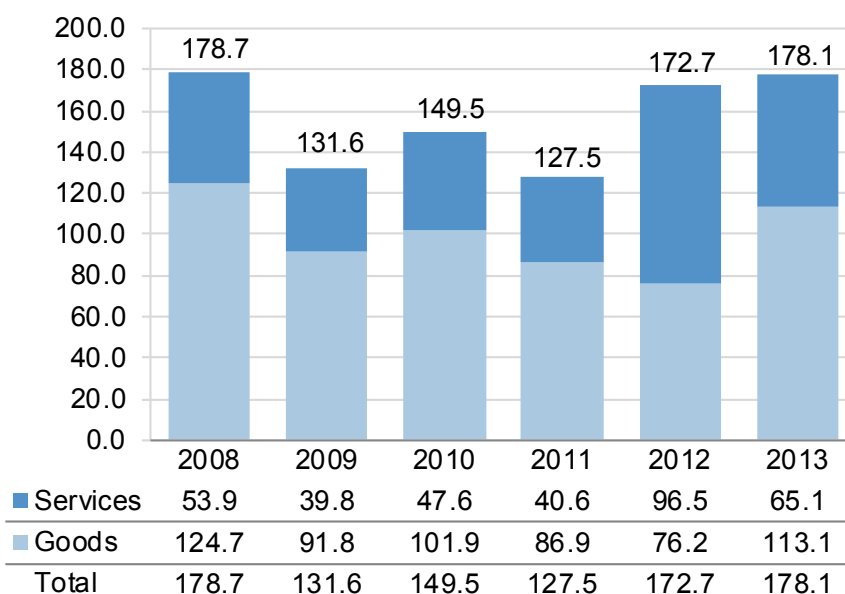
Administrative Services  
Engineering Services  
Construction Services  
Healthcare Services  
Transportation Services

## China

Share of total procurement of goods and services in 2013

\$178.1 million | 1.11% of total UN procurement

## 1. Procurement trend (in millions of US dollars)



## 2. Procurement of goods and services by organization (\$ millions)

UNICEF	48.71
UNDP	28.77
UN/PD	24.93
UNFPA	20.09
UNIDO	16.86
UNOPS	14.78
WHO	6.71
WFP	3.98
UNHCR	3.05
WIPO	2.67
FAO	2.29
UNESCO	1.35
IAEA	0.89
UNU	0.66
UNOV	0.57
UNAIDS	0.38
UNOG	0.37
UNON	0.25
Other	0.81

<b>Total</b>	<b>178.11</b>
--------------	---------------

## 3. Commonly procured goods and services

## Goods

Medical Equipment  
 Educational Equipment  
 Apparel and Luggage  
 Material Handling Machinery  
 Pharmaceuticals

## Services

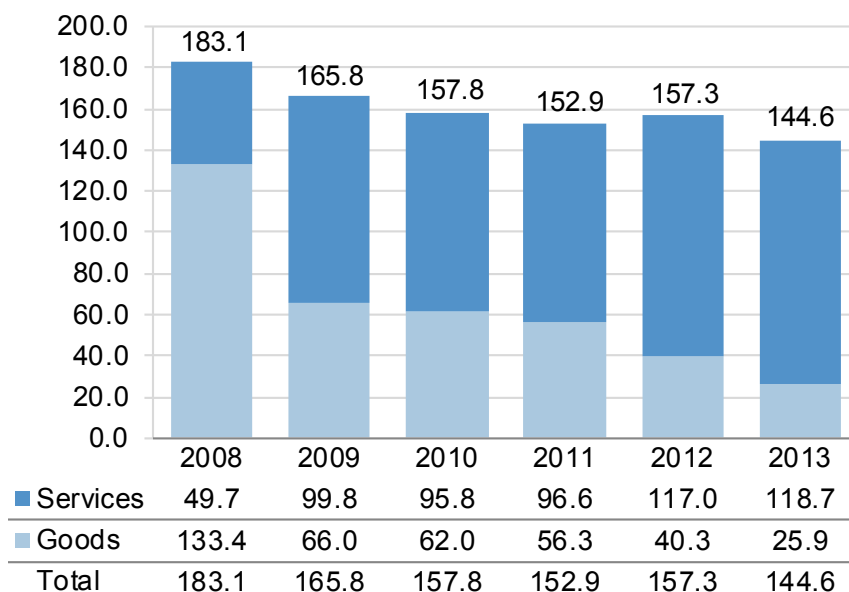
Engineering Services  
 Administrative Services  
 Environmental Services  
 Transportation Services

## Democratic Republic of the Congo

Share of total procurement of goods and services in 2013

\$144.6 million | 0.9% of total UN procurement

### 1. Procurement trend (in millions of US dollars)



### 2. Procurement of goods and services by organization (in millions of US dollars)

WFP	40.60
UN/PD	26.39
UNOPS	25.02
UNDP	20.47
UNICEF	11.64
UNHCR	7.95
WHO	4.08
FAO	3.76
UNFPA	2.09
UNESCO	1.50
ILO	0.42
UNAIDS	0.35
UNWOMEN	0.29
IAEA	0.05
WIPO	0.02
Other	0.00

**Total** **144.63**

### 3. Commonly procured goods and services

#### Goods

Fuels and Fuel Additives  
Food Supplies  
Motor Vehicles  
Published Products

#### Services

Transportation Services  
Construction Services  
Administrative Services  
Security and Safety Services

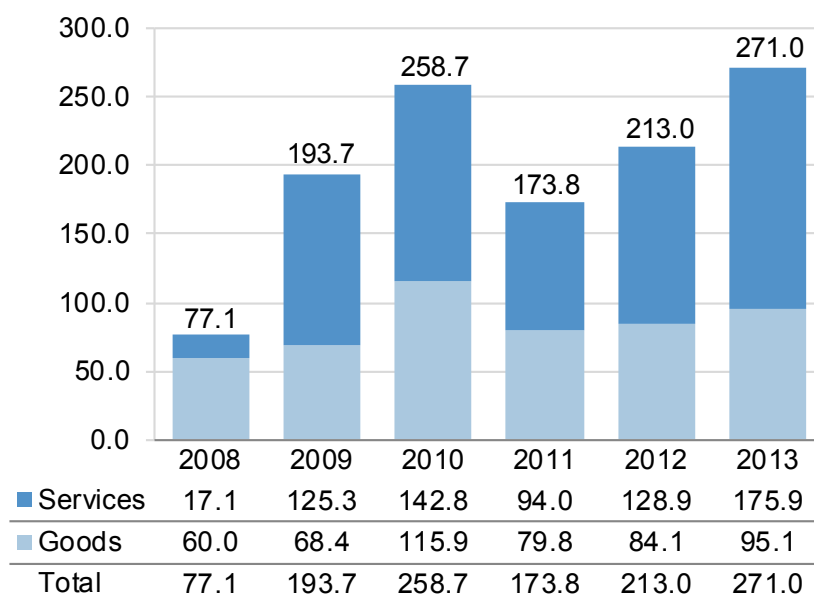


## Ethiopia

Share of total procurement of goods and services in 2013

\$271.0 million | 1.7% of total UN procurement

### 1. Procurement trend (in millions of US dollars)



### 2. Procurement of goods and services by organization (in millions of US dollars)

WFP	140.81
UN/PD	52.20
UNICEF	20.19
UNDP	18.67
UNHCR	13.34
UNOPS	10.64
FAO	4.14
WHO	3.89
ECA	2.97
UNFPA	1.61
UNESCO	0.63
UNWOMEN	0.55
UNIDO	0.40
UNAIDS	0.35
IAEA	0.24
ILO	0.13
Other	0.22

**Total 270.98**

### 3. Commonly procured goods and services

#### Goods

Food Supplies  
 Medical Equipment  
 Apparel and Luggage  
 Fuels and Fuel Additives

#### Services

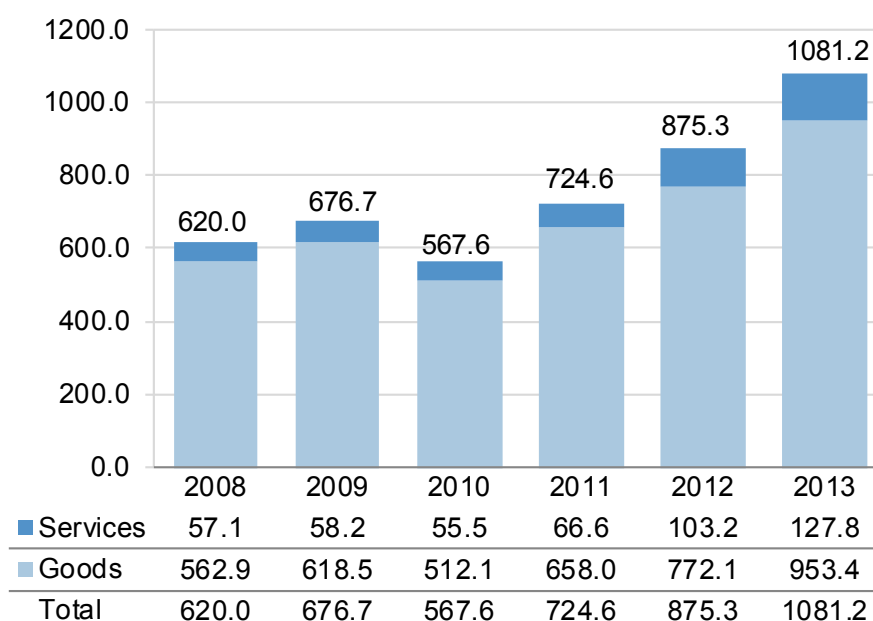
Transportation Services  
 Administrative Services  
 Construction Services  
 Security and Safety Services

## India

Share of total procurement of goods and services in 2013

\$1,081.2 million | 6.72% of total UN procurement

### 1. Procurement trend (in millions of US dollars)



### 2. Procurement of goods and services by organization (in millions of US dollars)

UNICEF	672.60
WFP	130.76
PAHO	87.96
UNHCR	51.14
WHO	38.07
UNDP	35.58
UNFPA	16.84
UNOPS	10.39
UN/PD	10.21
IAEA	8.11
UNIDO	4.65
ILO	4.03
UNWOMEN	3.27
WIPO	2.89
FAO	1.19
UNAIDS	1.10
UNRWA	0.82
Other	1.61

**Total**

**1081.23**

### 3. Commonly procured goods and services

#### Goods

Pharmaceuticals  
Food Supplies  
Medical Equipment  
Domestic Appliances  
Apparel and Luggage

#### Services

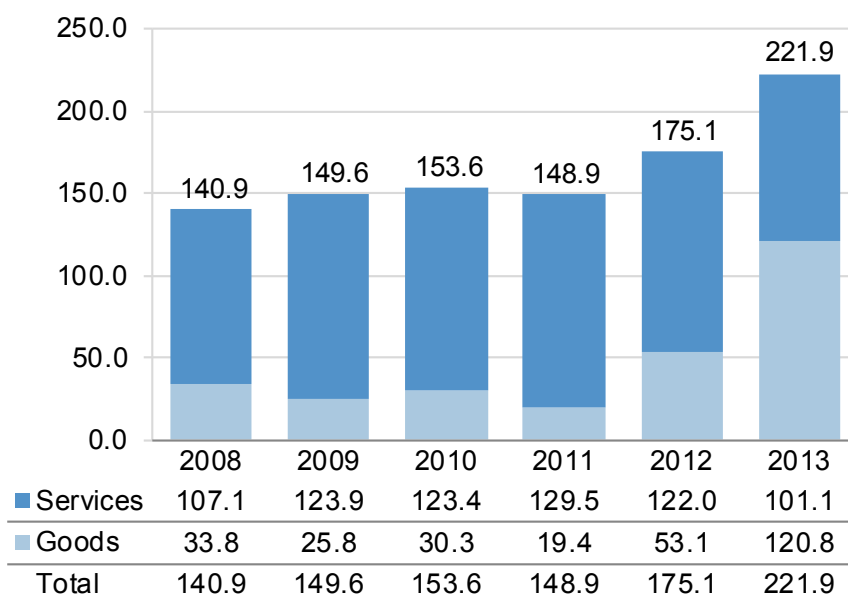
Administrative Services  
Engineering Services  
Healthcare Services  
Transportation Services

## Jordan

Share of total procurement of goods and services in 2013

\$221.9 million | 1.38% of total UN procurement

## 1. Procurement trend (in millions of US dollars)



## 2. Procurement of goods and services by organization (in millions of US dollars)

UNHCR	78.97
UNRWA	31.31
UNICEF	30.63
WFP	22.94
WHO	12.44
UNOPS	12.14
UN/PD	10.81
UNDP	9.87
FAO	4.24
UNESCO	2.12
UNFPA	1.54
UNIDO	1.51
ILO	1.43
UNWOMEN	1.00
UNON	0.65
Other	0.35

<b>Total</b>	<b>221.95</b>
--------------	---------------

## 3. Commonly procured goods and services

## Goods

Food Supplies  
Domestic Appliances  
Apparel and Luggage  
Structures and Construction Components

## Services

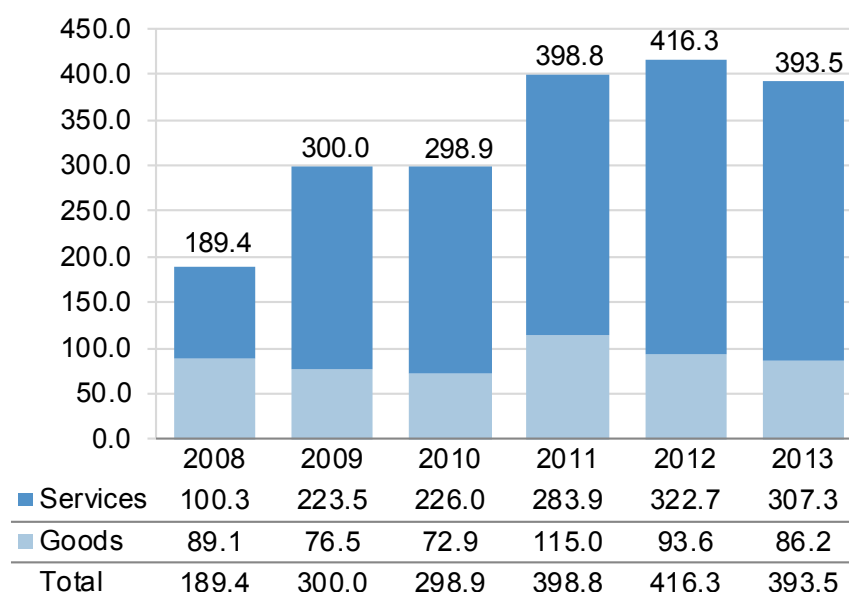
Administrative Services  
Transportation Services  
Construction Services  
Financial and Insurance Services

## Kenya

Share of total procurement of goods and services in 2013

\$393.5 million | 2.4% of total UN procurement

### 1. Procurement trend (in millions of US dollars)



### 2. Procurement of goods and services by organization (in millions of US dollars)

WFP	149.72
UN/PD	64.94
UNHCR	45.87
UNDP	33.91
UNOPS	31.24
UNON	23.65
UNICEF	15.75
WHO	9.04
FAO	7.28
UNWOMEN	3.98
UNFPA	2.41
UNESCO	1.61
ILO	1.30
ECA	0.81
UNAIDS	0.64
ITC	0.36
IFAD	0.31
Other	0.66

**Total**

**393.49**

### 3. Commonly procured goods and services

#### Goods

Food Supplies  
Fuels and Fuel Additives  
Apparel and Luggage  
IT Equipment  
Structures and Construction Components

#### Services

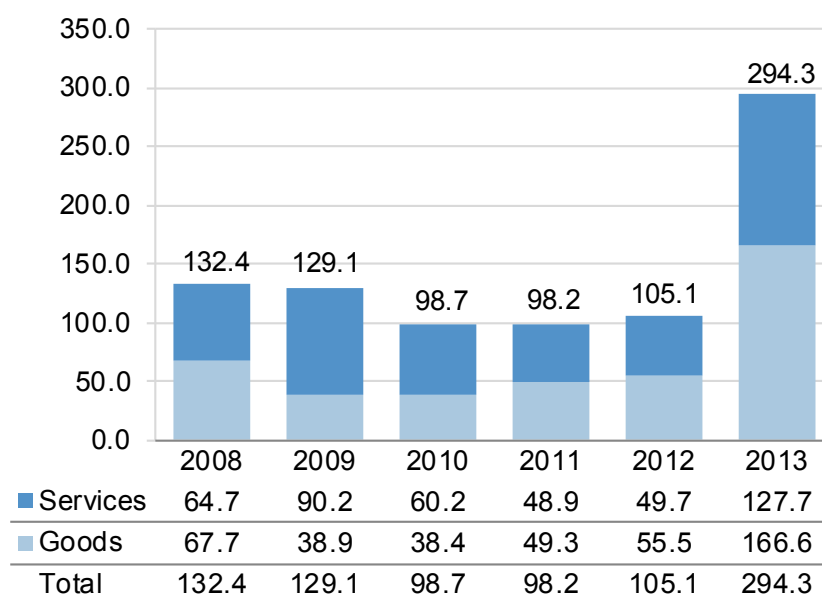
Transportation Services  
Administrative Services  
Construction Services  
Public Utilities

## Lebanon

Share of total procurement of goods and services in 2013

\$294.3 million | 1.8% of total UN procurement

### 1. Procurement trend (in millions of US dollars)



### 2. Procurement of goods and services by organization (in millions of US dollars)

UNRWA	74.67
UNHCR	70.62
UN/PD	52.05
UNICEF	30.71
WFP	29.31
UNDP	22.47
WHO	4.71
UNOPS	2.32
ILO	2.04
ESCWA	1.89
FAO	1.19
UNIDO	0.73
UNFPA	0.63
UNESCO	0.57
Other	0.34

**Total** **294.27**

### 3. Commonly procured goods and services

#### Goods

Fuels and Fuel Additives  
Food Supplies  
Apparel and Luggage  
Domestic Appliances

#### Services

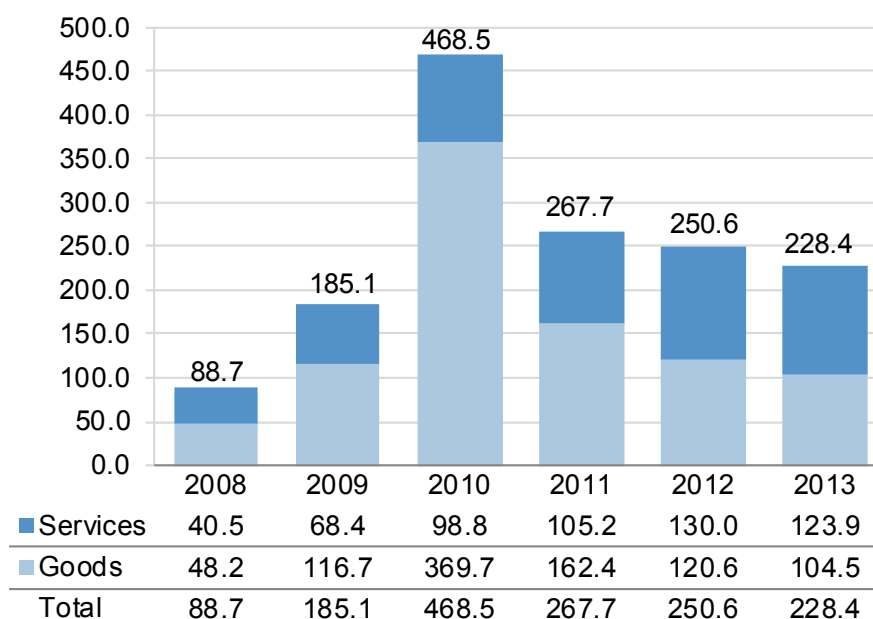
Construction Services  
Administrative Services  
Transportation Services  
Engineering Services

## Pakistan

Share of total procurement of goods and services in 2013

\$228.4 million | 1.4% of total UN procurement

### 1. Procurement trend (in millions of US dollars)



### 2. Procurement of goods and services by organization (in millions of US dollars)

WFP	80.01
UNHCR	45.85
UNDP	34.09
UNICEF	32.95
WHO	11.18
FAO	4.26
UNON	3.95
UNOPS	3.08
UNWOMEN	3.06
IAEA	2.89
UN/PD	2.77
UNESCO	1.45
UNFPA	1.39
ILO	0.47
UNIDO	0.42
WIPO	0.29
UNAIDS	0.13
Other	0.12

**Total**

**228.35**

### 3. Commonly procured goods and services

#### Goods

Food Supplies  
Domestic Appliances  
Shelter Equipment and Blankets  
Office Equipment and Supplies

#### Services

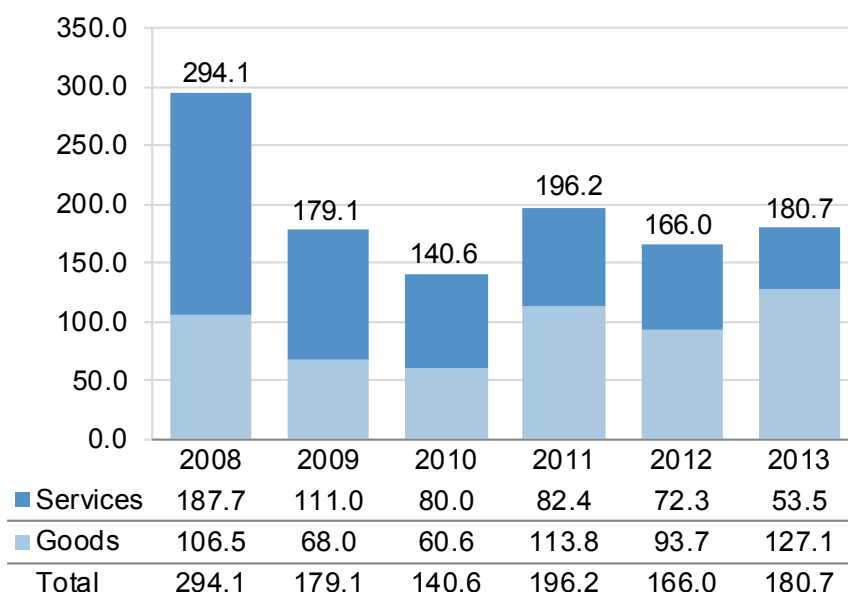
Administrative Services  
Transportation Services  
Construction Services  
Engineering Services  
Healthcare Services

## Panama

Share of total procurement of goods and services in 2013

\$180.7 million | 1.12% of total UN procurement

### 1. Procurement trend (in millions of US dollars)



### 2. Procurement of goods and services by organization (in millions of US dollars)

UN/PD	138.39
UNDP	30.45
PAHO	4.89
UNFPA	1.21
WFP	1.17
UNICEF	0.96
UNOPS	0.79
UNON	0.75
UNWOMEN	0.53
FAO	0.48
UNHCR	0.25
ILO	0.23
UNAIDS	0.23
WHO	0.14
Other	0.17

**Total** **180.66**

### 3. Commonly procured goods and services

#### Goods

Food Supplies  
Pharmaceuticals  
Educational Equipment

#### Services

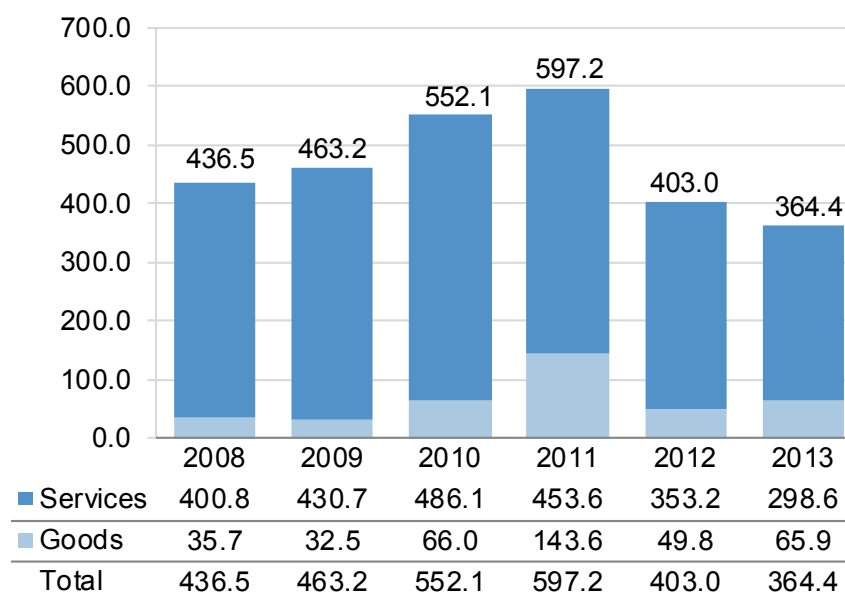
Humanitarian Aid  
Administrative Services  
Transportation Services  
Public Utilities

## Russian Federation

Share of total procurement of goods and services in 2013

\$364.4 million | 2.27% of total UN procurement

### 1. Procurement trend (in millions of US dollars)



### 2. Procurement of goods and services by organization (in millions of US dollars)

UN/PD	276.69
WFP	58.18
UNICEF	7.81
UNDP	7.05
WHO	5.98
IAEA	1.89
UNIDO	1.81
UNHCR	0.91
UNOPS	0.52
ILO	0.51
UNESCO	0.49
FAO	0.45
UNRWA	0.44
UNOG	0.44
UNAIDS	0.32
UNWOMEN	0.26
Other	0.70

**Total** **364.43**

### 3. Commonly procured goods and services

#### Goods

Food Supplies  
Pharmaceuticals  
Laboratory Equipment

#### Services

Transportation Services  
Healthcare Services  
Construction Services  
Administrative Services  
Editorial and Graphic Services

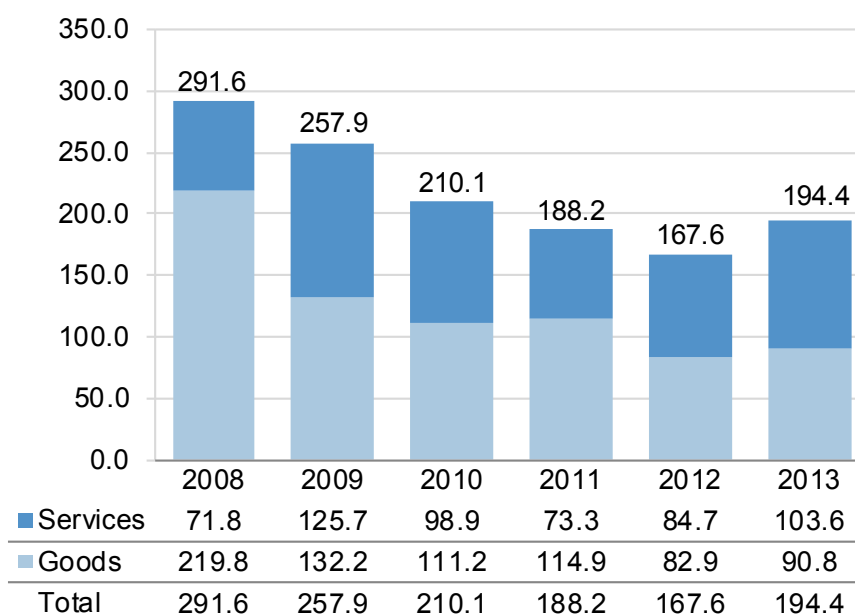


## South Africa

Share of total procurement of goods and services in 2013

\$194.4 million | 1.2% of total UN procurement

## 1. Procurement trend (in millions of US dollars)



## 2. Procurement of goods and services by organization (in millions of US dollars))

WFP	56.25
UN/DP	49.66
UNDP	26.39
UNICEF	19.00
UNOPS	18.08
WHO	6.30
FAO	4.00
UNAIDS	3.79
UNFPA	2.68
IAEA	2.51
UNHCR	1.12
UNON	1.03
ILO	0.94
UNWOMEN	0.86
UNESCO	0.83
UNIDO	0.58
ECA	0.21
Other	0.16

<b>Total</b>	<b>194.40</b>
--------------	---------------

## 3. Commonly procured goods and services

## Goods

Food Supplies  
 Motor Vehicles  
 Medical Equipment  
 Material Handling Machinery

## Services

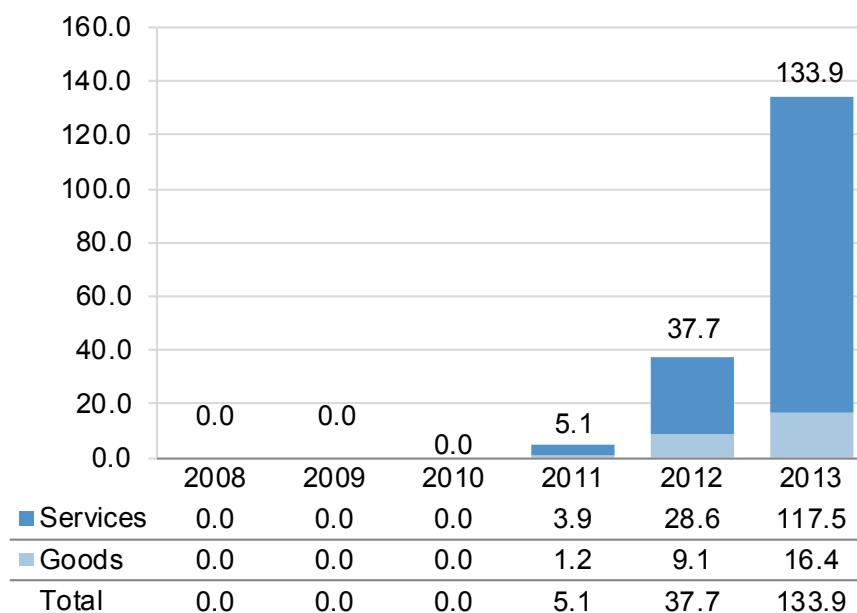
Transportation Services  
 Administrative Services  
 Healthcare Services  
 Security and Safety Services  
 Engineering Services

## South Sudan

Share of total procurement of goods and services in 2013

\$133.9 million | 0.8% of total UN procurement

### 1. Procurement trend (in millions of US dollars)



### 2. Procurement of goods and services by organization (in millions of US dollars)

WFP	70.77
UNHCR	15.61
UN/PD	11.97
UNICEF	10.21
UNDP	7.99
UNOPS	7.96
WHO	4.93
FAO	1.99
UNWOMEN	0.88
UNIDO	0.69
UNESCO	0.67
UNAIDS	0.17
ILO	0.07
Other	0.00

**Total** **133.90**

### 3. Commonly procured goods and services

#### Goods

Structures and Construction Components  
Fuels and Fuel Additives  
Tools and General Machinery

#### Services

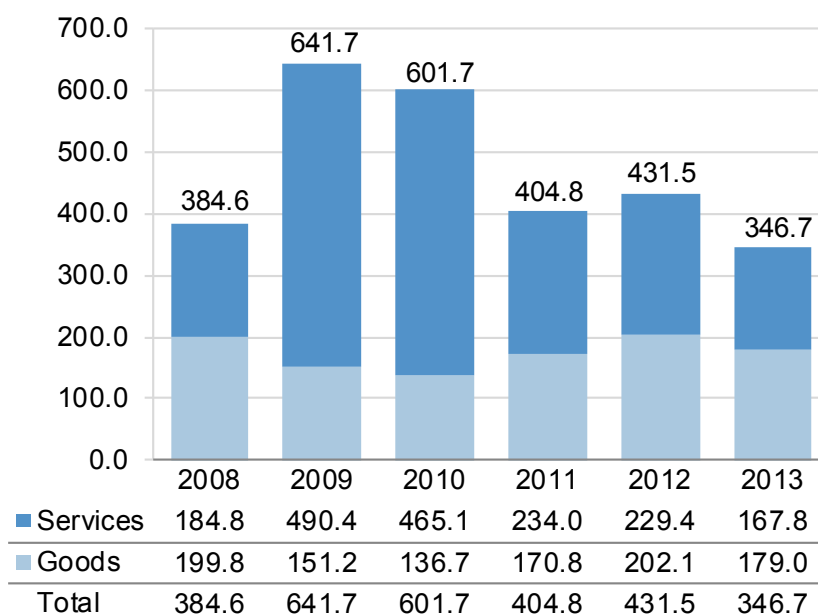
Transportation Services  
Administrative Services  
Construction Services  
Security and Safety Services  
Engineering Services

## Sudan

Share of total procurement of goods and services in 2013

\$346.7 million | 2.2% of total UN procurement

## 1. Procurement trend (in millions of US dollars)



## 2. Procurement of goods and services by organization (in millions of US dollars)

UNDP	448.72
UN/PD	169.91
WFP	129.13
UNHCR	12.24
UNDP	11.63
UNICEF	8.17
WHO	5.49
UNFPA	4.03
FAO	2.67
UNOPS	1.88
UNIDO	0.73
UNWOMEN	0.35
UNESCO	0.13
UNAIDS	0.13
IAEA	0.11
Other	0.11

---

**Total** **346.72**

## 3. Commonly procured goods and services

---

**Goods**

Fuels and Fuel Additives  
 Food Supplies  
 Medical Equipment

---

**Services**

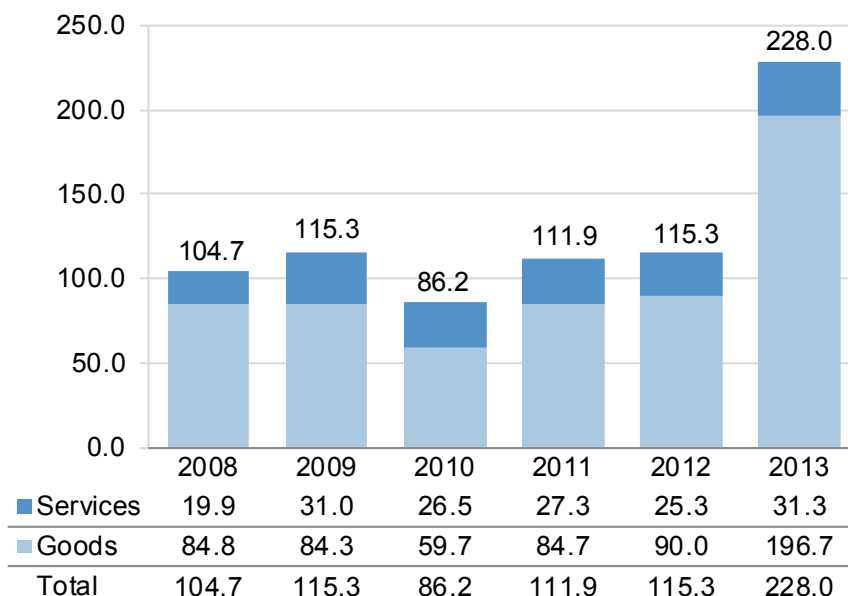
Transportation Services  
 Construction Services  
 Administrative Services  
 Engineering Services  
 Healthcare Services

## Turkey

Share of total procurement of goods and services in 2013

\$228.0 million | 1.42% of total UN procurement

### 1. Procurement trend (in millions of US dollars)



### 2. Procurement of goods and services by organization (in millions of US dollars)

WFP	129.13
UNHCR	47.46
UNRWA	13.52
UNDP	10.68
UN/PD	7.51
UNICEF	6.29
WHO	2.96
UNFPA	2.50
UNIDO	2.38
UNESCO	2.27
UNOPS	1.61
FAO	0.79
UNWOMEN	0.37
IAEA	0.32
Other	0.20

**Total** **227.99**

### 3. Commonly procured goods and services

#### Goods

Food Supplies  
 Motor Vehicles  
 Structures and Construction Components  
 Furniture  
 Apparel and Luggage

#### Services

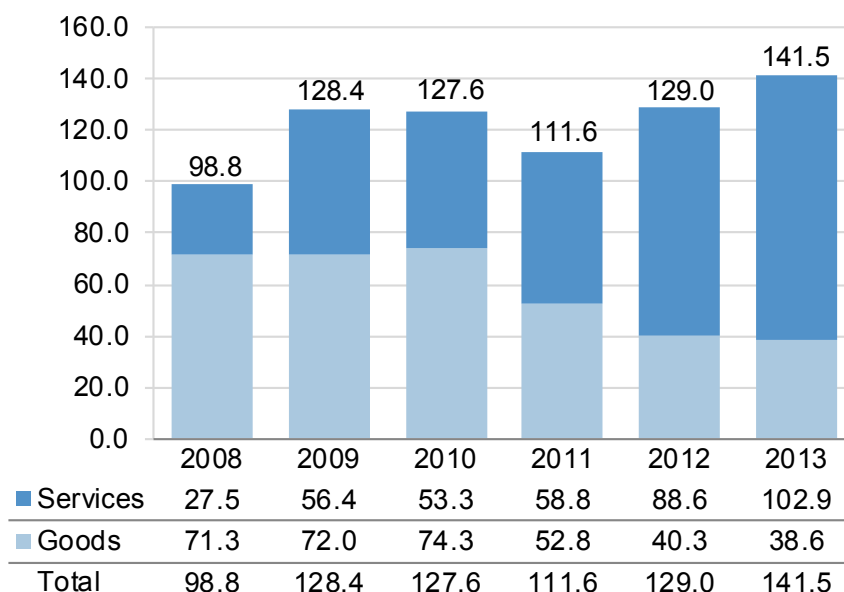
Administrative Services  
 Engineering Services  
 Construction Services

## Uganda

Share of total procurement of goods and services in 2013

\$141.5 million | 0.88% of total UN procurement

### 1. Procurement trend (in millions of US dollars)



### 2. Procurement of goods and services by organization (in millions of US dollars)

WFP	41.69
UN/DP	41.36
UNICEF	11.18
UNHCR	10.91
WHO	9.76
UNDP	9.23
UNOPS	8.93
UNFPA	3.20
FAO	2.20
ILO	1.05
UNWOMEN	0.80
UNESCO	0.34
UNON	0.28
UNAIDS	0.23
IFAD	0.12
Other	0.19

**Total 141.48**

### 3. Commonly procured goods and services

#### Goods

Fuels and Fuel Additives  
Food Supplies  
Apparel and Luggage

#### Services

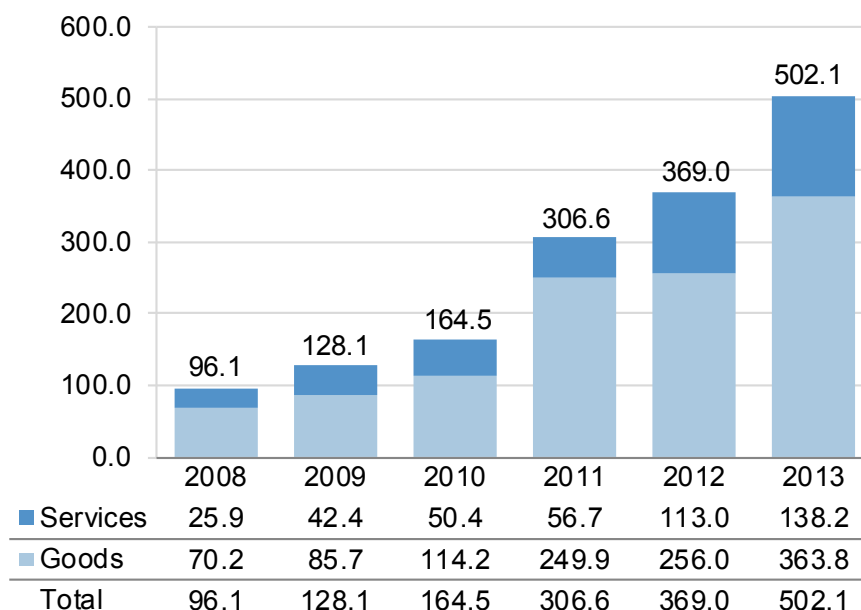
Transportation Services  
Construction Services  
Engineering Services  
Administrative Services  
Healthcare Services

## United Arab Emirates

Share of total procurement of goods and services in 2013

\$502.1 million | 3.12% of total UN procurement

### 1. Procurement trend (in millions of US dollars)



### 2. Procurement of goods and services by organization (in millions of US dollars)

UN/PD	312.97
WFP	66.68
UNHCR	54.21
UNDP	23.59
UNOPS	15.17
UNICEF	11.30
WHO	8.43
UNRWA	2.85
FAO	2.48
PAHO	1.46
UNFPA	0.78
ECA	0.62
UNON	0.42
UNOV	0.39
UNWOMEN	0.20
IAEA	0.14
UNAIDS	0.10
Other	0.32

**Total** **502.09**

### 3. Commonly procured goods and services

#### Goods

Fuels and Fuel Additives  
Shelter Equipment  
Food Supplies  
Domestic Appliances  
Structures and Construction Components

#### Services

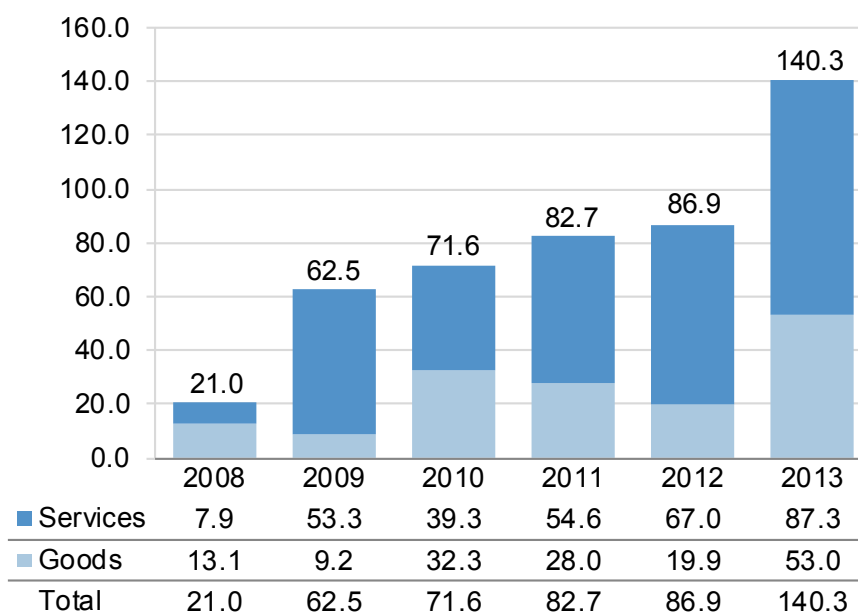
Administrative Services  
Transportation Services  
Public Utilities

## Zimbabwe

Share of total procurement of goods and services in 2013

\$140.3 million | 0.87% of total UN procurement

## 1. Procurement trend (in millions of US dollars)



## 2. Procurement of goods and services by organization (in millions of US dollars)

UNDP	72.64
UNICEF	28.35
WFP	21.09
UNFPA	5.72
FAO	5.58
UNHCR	1.95
WHO	1.53
UNOPS	1.28
ILO	0.68
UNWOMEN	0.57
UNESCO	0.44
WIPO	0.20
UNAIDS	0.12
IAEA	0.10
UNON	0.02
Other	0.00

---

**Total** **140.27**

## 3. Commonly procured goods and services

## Goods

---

- Plant and Animal Supplies
- Food Supplies
- Tools and General Machinery
- Motor Vehicles

## Services

---

- Administrative Services
- Transportation Services
- Construction Services
- Editorial and Graphic Services



# Procurement profiles of the DAC member countries

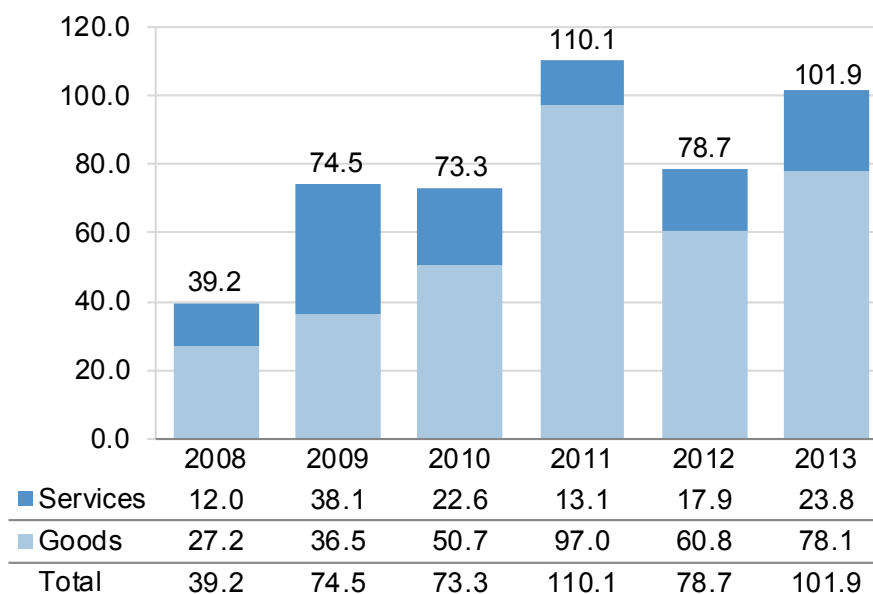


## Australia

Share of total procurement of goods and services in 2013

\$101.9 million | 0.6% of total UN procurement

## 1. Procurement trend (in millions of US dollars)



## 2. Procurement of goods and services by organization (in millions of US dollars))

UN/PD	67.39
WHO	7.74
WFP	7.70
UNDP	7.16
UNHCR	4.54
UNICEF	2.32
PAHO	0.88
UNWOMEN	0.81
FAO	0.70
UNOPS	0.48
UNESCO	0.39
IAEA	0.37
WIPO	0.35
UNFPA	0.31
ILO	0.20
Other	0.54

<b>Total</b>	<b>101.87</b>
--------------	---------------

## 3. Commonly procured goods and services

## Goods

Fuels and Fuel Additives  
IT Equipment  
Food Supplies  
Medical Equipment

## Services

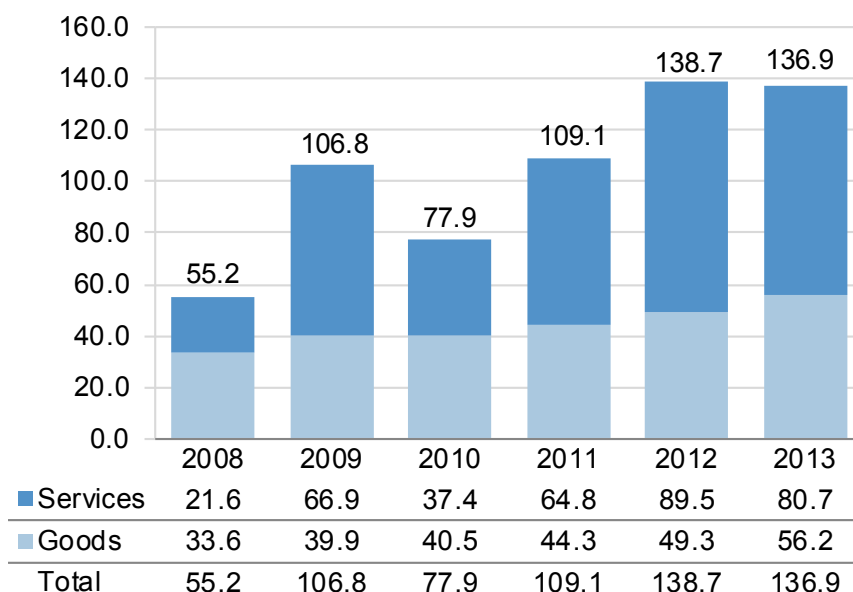
Administrative Services  
Healthcare Services  
Engineering Services  
Public Utilities  
Education and Training Services

## Austria

Share of total procurement of goods and services in 2013

\$136.9 million | 0.85% of total UN procurement

### 1. Procurement trend (in millions of US dollars)



### 2. Procurement of goods and services by organization (in millions of US dollars)

IAEA	103.1
UNDP	14.04
UN/PD	6.80
UNOV	4.71
FAO	3.08
WHO	1.57
UNIDO	1.17
UNICEF	0.75
UNOPS	0.49
UNON	0.38
UNHCR	0.16
ILO	0.14
UNWOMEN	0.11
WFP	0.08
ITU	0.08
Other	0.28

**Total** **136.90**

### 3. Commonly procured goods and services

#### Goods

Laboratory Equipment  
IT Equipment  
Medical Equipment  
Motor Vehicles

#### Services

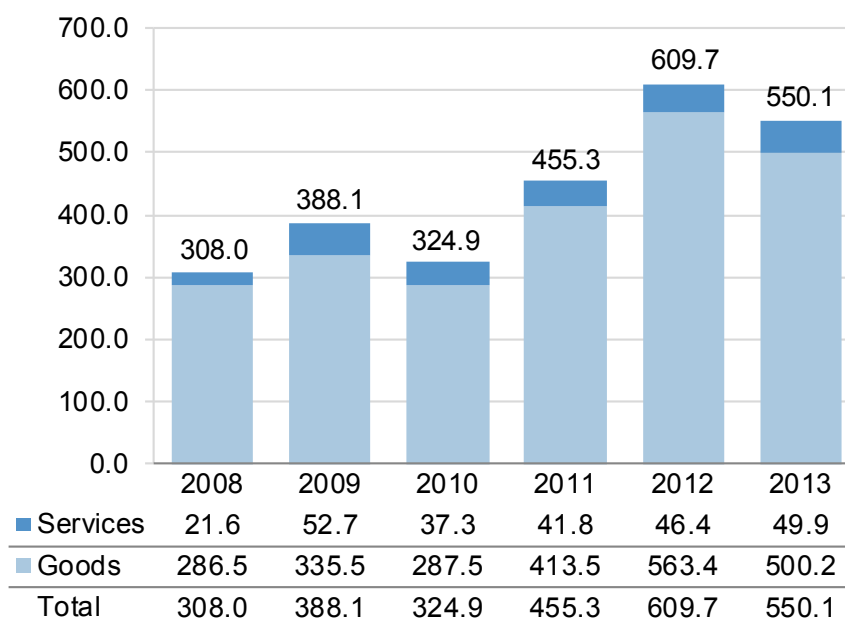
Humanitarian Aid  
Construction Services  
Air Charter and Operations  
Engineering Services  
Education and Training Services

## Belgium

Share of total procurement of goods and services in 2013

\$550.1 million | 3.42% of total UN procurement

## 1. Procurement trend (in millions of US dollars)



## 2. Procurement of goods and services by organization (in millions of US dollars)

UNICEF	315.13
PAHO	115.12
WFP	38.44
UNHCR	28.21
WHO	14.67
UNDP	7.68
WIPO	5.55
UN/PD	5.19
OPCW	2.78
UNRWA	2.43
FAO	2.23
IAEA	2.19
UNESCO	2.04
ILO	1.92
UNFPA	1.74
UNOPS	1.43
Other	3.40

**Total****550.12**

## 3. Commonly procured goods and services

**Goods**

Pharmaceuticals  
 Food Supplies  
 Medical Equipment  
 Structures and Construction Components  
 Shelter Equipment and Blankets

**Services**

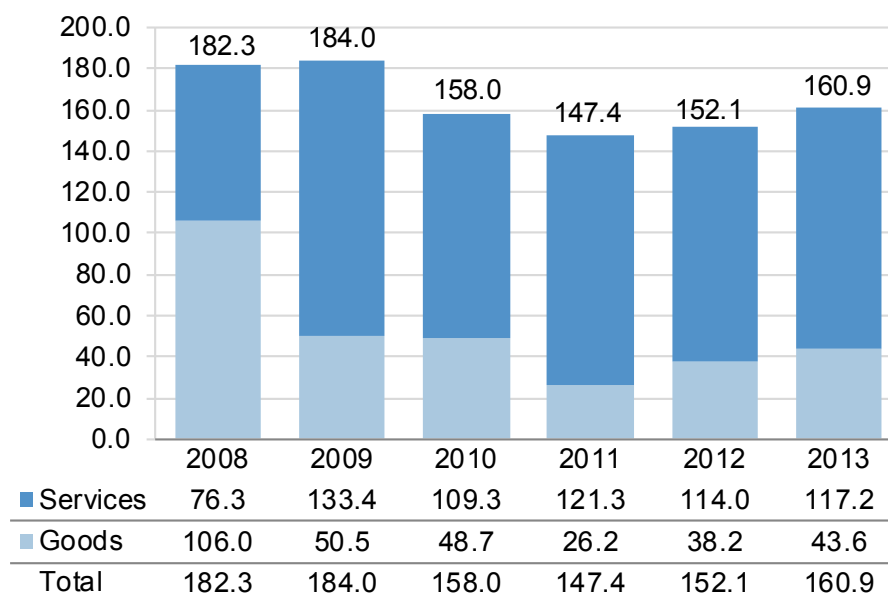
Healthcare Services  
 Transportation Services  
 Administrative Services

## Canada

Share of total procurement of goods and services in 2013

\$160.9 million | 1.00% of total UN procurement

### 1. Procurement trend (in millions of US dollars)



### 2. Procurement of goods and services by organization (in millions of US dollars)

UN/DP	68.19
WFP	29.23
UNDP	12.48
UNICEF	12.05
WHO	10.40
UNON	7.42
UNOPS	4.47
UNHCR	3.34
IAEA	3.32
PAHO	2.10
UNWOMEN	1.85
UNESCO	1.28
ILO	1.16
FAO	1.06
UNFPA	0.74
UNOV	0.67
Other	1.13

**Total** **160.89**

### 3. Commonly procured goods and services

#### Goods

Food Supplies  
Pharmaceuticals  
Laboratory Equipment  
Safety and Security Equipment

#### Services

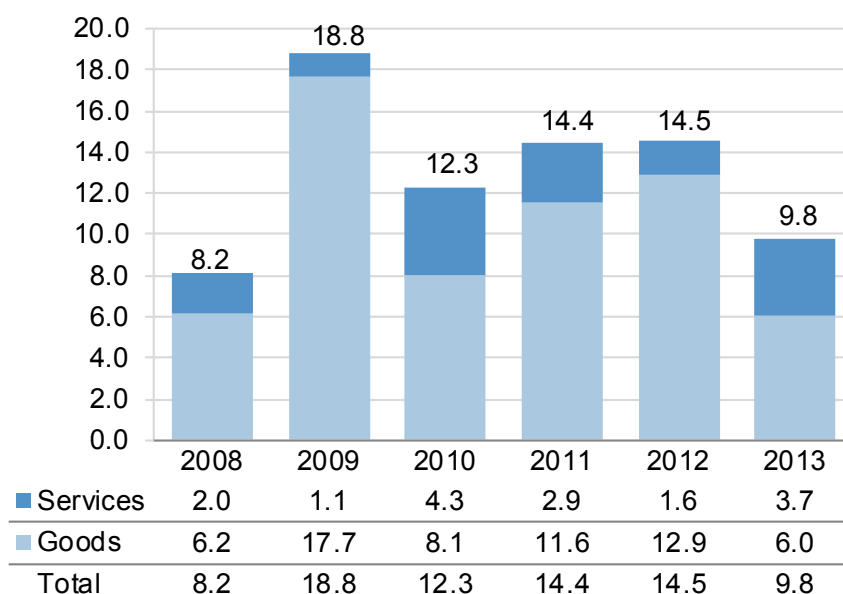
Transportation Services  
Administrative Services  
Healthcare Services  
Engineering Services

## Czech Republic

Share of total procurement of goods and services in 2013

\$9.8 million | 0.06% of total UN procurement

## 1. Procurement trend (in millions of US dollars)



## 2. Procurement of goods and services by organization (in millions of US dollars)

UN/PD	3.41
UNDP	1.60
IAEA	1.50
UNOPS	1.37
UNESCO	1.03
UNICEF	0.36
WHO	0.19
UNHCR	0.12
WIPO	0.07
ILO	0.03
UNFPA	0.03
UNIDO	0.02
OPCW	0.01
<b>Total</b>	<b>9.75</b>

## 3. Commonly procured goods and services

## Goods

Motor Vehicles  
Medical Equipment

## Services

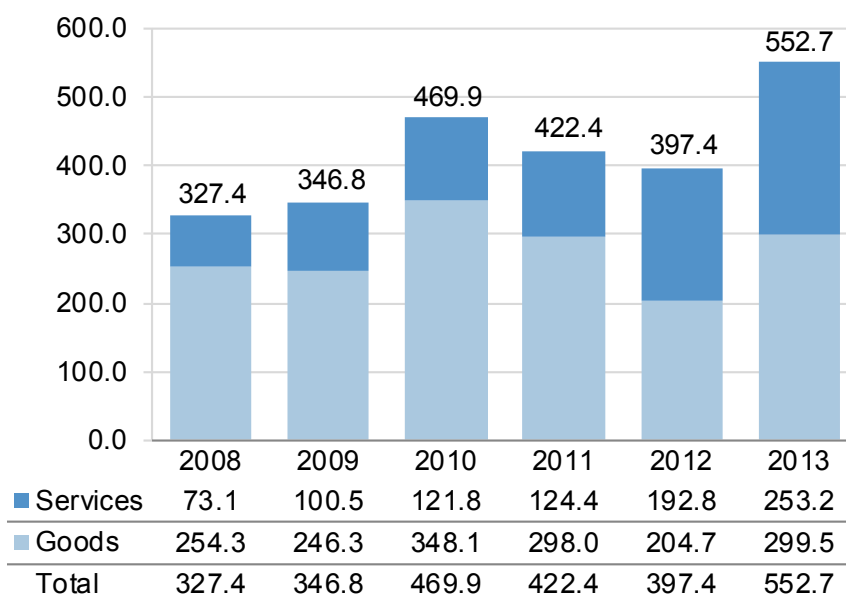
Humanitarian Aid  
Environmental Services  
Engineering Services  
Administrative Services

## Denmark

Share of total procurement of goods and services in 2013

\$552.7 million | 3.44% of total UN procurement

### 1. Procurement trend (in millions of US dollars)



### 2. Procurement of goods and services by organization (in millions of US dollars)

UNDP	193.33
UNICEF	127.47
UNHCR	71.06
UN/PD	60.59
UNOPS	25.75
WFP	20.00
WHO	17.76
UNFPA	16.48
FAO	5.32
PAHO	3.16
UNOV	3.12
ILO	1.86
ECA	1.84
UNRWA	0.99
IFAD	0.67
UNON	0.54
Other	2.76

**Total** **552.70**

### 3. Commonly procured goods and services

#### Goods

Pharmaceuticals  
IT Equipment  
Motor Vehicles  
Shelter Equipment and Blankets  
Medical Equipment

#### Services

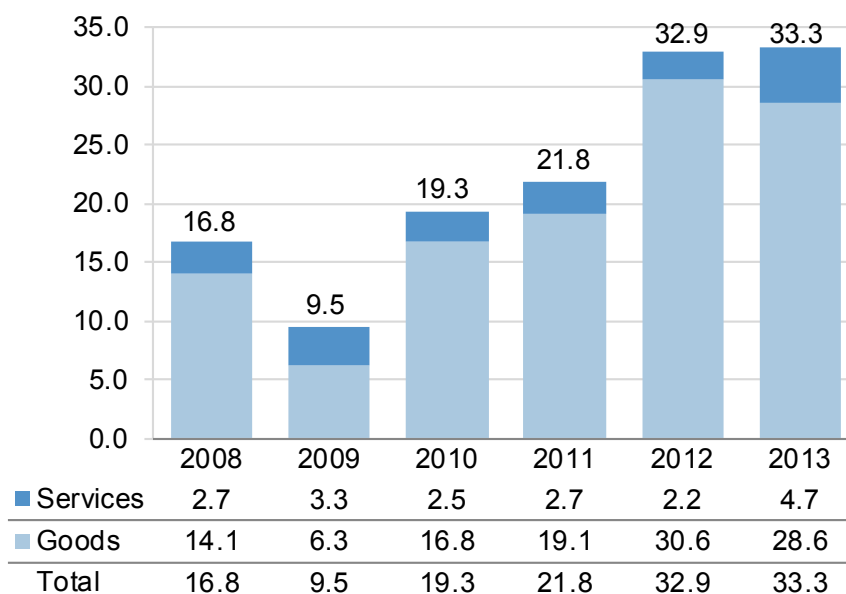
Transportation Services  
Administrative Services  
Engineering Services  
Construction Services

## Finland

Share of total procurement of goods and services in 2013

\$33.3 million | 0.21% of total UN procurement

## 1. Procurement trend (in millions of US dollars)



## 2. Procurement of goods and services by organization (in millions of US dollars)

UNFPA	22.40
UNDP	3.60
UNICEF	2.38
UNU	1.27
WHO	1.16
UNHCR	0.79
WFP	0.60
OPCW	0.36
UN/PD	0.25
ILO	0.15
FAO	0.07
WMO	0.04
UNV	0.04
UNWOMEN	0.04
Other	0.13

---

**Total** **33.29**

## 3. Commonly procured goods and services

---

**Goods**

Pharmaceuticals  
 Power Generation Machinery  
 Medical Equipment  
 Safety and Security Equipment

---

**Services**

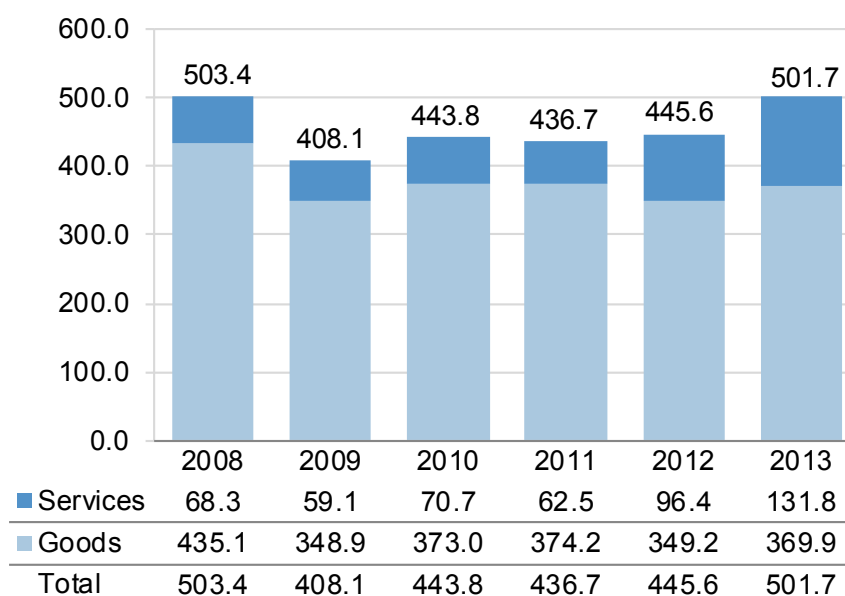
Administrative Services  
 Transportation Services  
 Engineering Services

## France

Share of total procurement of goods and services in 2013

\$501.7 million | 3.12% of total UN procurement

### 1. Procurement trend (in millions of US dollars)



### 2. Procurement of goods and services by organization (in millions of US dollars)

UNICEF	189.20
PAHO	70.49
WFP	68.49
UNDP	39.31
WHO	35.89
UN/PD	27.44
UNESCO	18.23
UNHCR	9.80
UNOPS	9.34
FAO	8.09
WIPO	4.80
IAEA	4.80
UNON	4.37
UNOG	3.16
ILO	1.83
ITU	1.47
Other	5.02

**Total** **501.72**

### 3. Commonly procured goods and services

#### Goods

Pharmaceuticals  
 Medical Equipment  
 Food Supplies  
 Laboratory Equipment

#### Services

Healthcare Services  
 Transportation Services  
 Administrative Services  
 Engineering Services

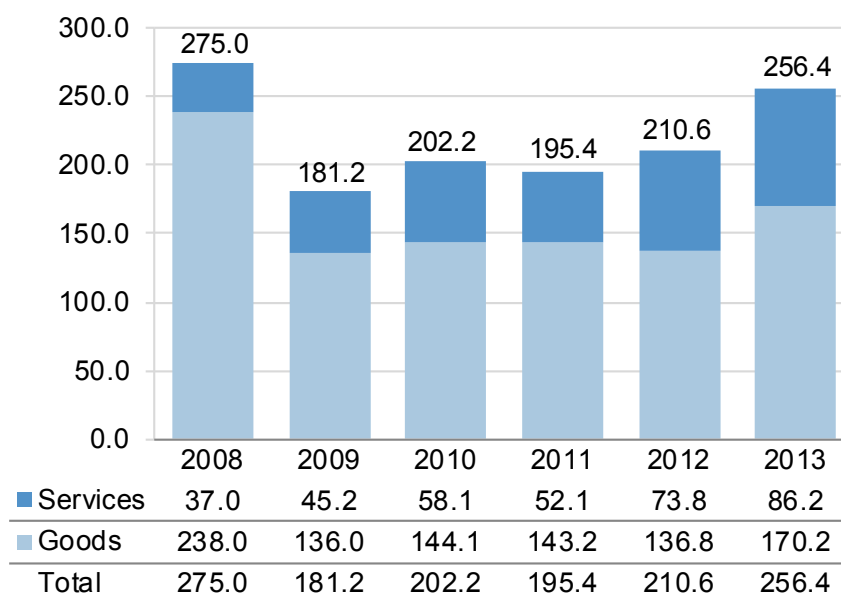


## Germany

Share of total procurement of goods and services in 2013

\$256.4 million | 1.59% of total UN procurement

## 1. Procurement trend (in millions of US dollars)



## 2. Procurement of goods and services by organization (in millions of US dollars)

UN/PD	53.12
UNFPA	38.77
UNICEF	36.21
WHO	22.94
IAEA	20.01
UNDP	19.41
WFP	19.10
UNV	12.71
UNHCR	8.27
WIPO	5.99
PAHO	3.09
UNOG	2.62
FAO	2.35
UNIDO	2.14
UNOPS	1.89
OPCW	1.27
Other	6.45

<b>Total</b>	<b>256.36</b>
--------------	---------------

## 3. Commonly procured goods and services

## Goods

Pharmaceuticals  
 Medical Equipment  
 Food Supplies  
 Laboratory Equipment  
 Motor Vehicles

## Services

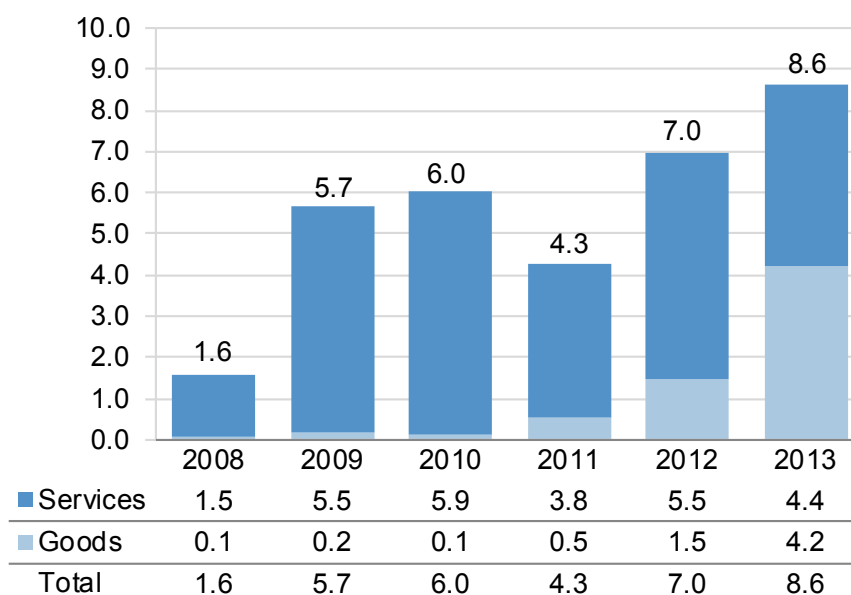
Transportation Services  
 Administrative Services  
 Healthcare Services

## Greece

Share of total procurement of goods and services in 2013

\$8.6 million | 0.05% of total UN procurement

### 1. Procurement trend (in millions of US dollars)



### 2. Procurement of goods and services by organization (in millions of US dollars)

UNICEF	2.24
WFP	1.79
FAO	1.51
UNHCR	1.30
UNDP	0.56
WHO	0.49
UNON	0.32
UNOPS	0.23
ILO	0.09
IAEA	0.05
UNESCO	0.04
UNOG	0.01

**Total** **8.64**

### 3. Commonly procured goods and services

#### Goods

Pharmaceuticals  
Food Supplies

#### Services

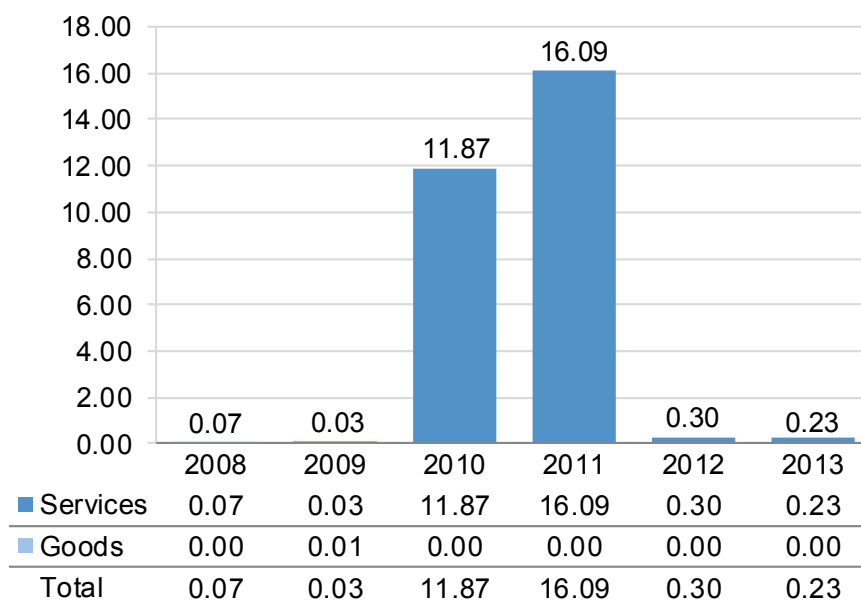
Environmental Services  
Transportation Services  
Administrative Services  
Engineering Services

## Iceland

Share of total procurement of goods and services in 2013

\$0.2 million | 0.00% of total UN procurement

## 1. Procurement trend (in millions of US dollars)



## 2. Procurement of goods and services by organization (in millions of US dollars)

WHO	0.11
UNWOMEN	0.08
ILO	0.02
UNDP	0.01
UNFPA	0.01

---

**Total** **0.23**

## 3. Commonly procured goods and services

---

**Goods**

N/A

---

**Services**

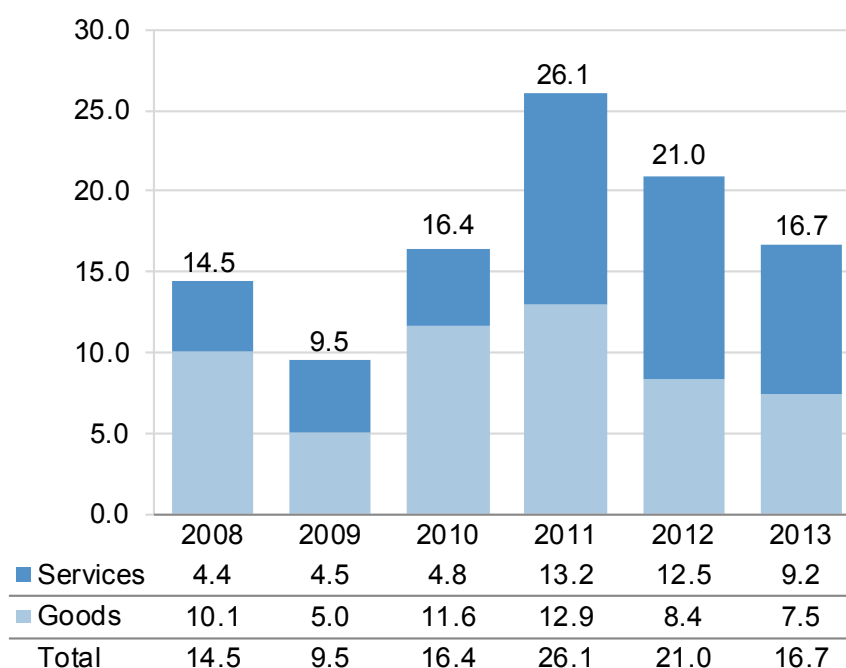
Administrative Services  
Healthcare Services

## Ireland

Share of total procurement of goods and services in 2013

\$16.7 million | 0.10% of total UN procurement

## 1. Procurement trend (in millions of US dollars)



## 2. Procurement of goods and services by organization (in millions of US dollars)

WHO	3.82
WFP	2.50
UNICEF	1.82
UNHCR	1.70
UNDP	1.33
IAEA	1.02
UNOG	0.77
ILO	0.60
FAO	0.57
UN/PD	0.57
UNOPS	0.41
ITC	0.34
ECA	0.22
ITU	0.15
WIPO	0.14
UNON	0.13
Other	0.59

<b>Total</b>	<b>16.68</b>
--------------	--------------

## 3. Commonly procured goods and services

## Goods

IT Equipment  
Pharmaceuticals  
Medical Equipment  
Tools and General Machinery

## Services

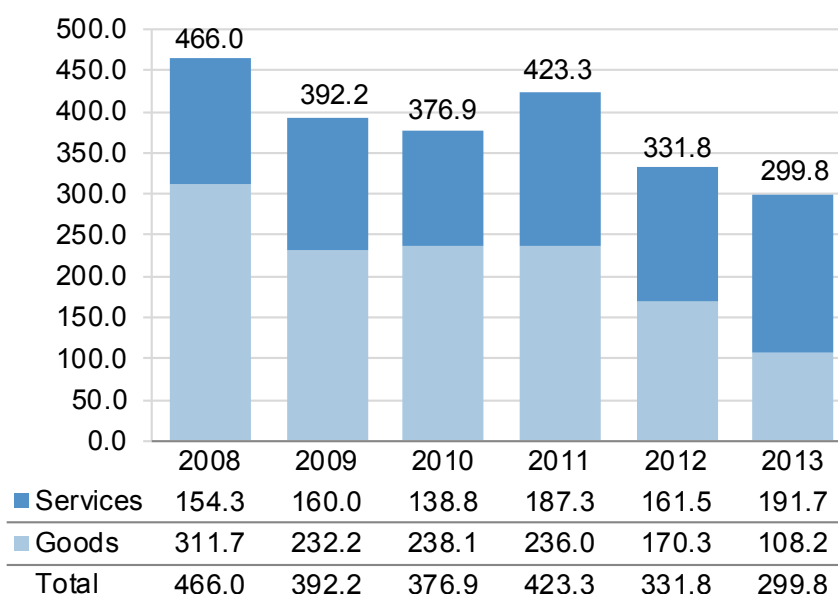
Engineering Services  
Administrative Services  
Public Utilities  
Education and Training Services

## Italy

Share of total procurement of goods and services in 2013

\$299.8 million | 1.86% of total UN procurement

## 1. Procurement trend (in millions of US dollars)



## 2. Procurement of goods and services by organization (in millions of US dollars)

UN/PD	64.03
WFP	63.48
FAO	35.81
IFAD	26.35
UNICEF	20.11
UNRWA	12.44
ILO	11.81
UNHCR	10.66
WHO	9.85
UNESCO	8.49
IAEA	6.96
UNDP	6.51
UNIDO	5.09
UNOPS	3.46
UNOV	3.43
PAHO	3.41
Other	7.94

<b>Total</b>	<b>299.82</b>
--------------	---------------

## 3. Commonly procured goods and services

## Goods

Food Supplies  
 Medical Equipment  
 Pharmaceuticals  
 IT Equipment

## Services

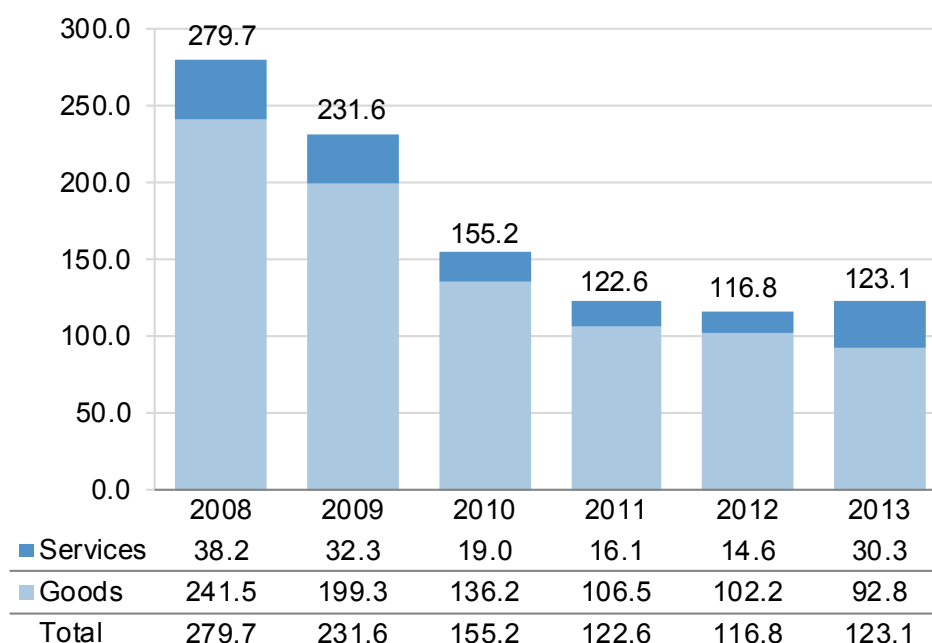
Administrative Services  
 Engineering Services  
 Transportation Services  
 Public Utilities  
 Education and Training Services

## Japan

Share of total procurement of goods and services in 2013

\$123.1 million | 0.8% of total UN procurement

### 1. Procurement trend (in millions of US dollars)



### 2. Procurement of goods and services by organization (in millions of US dollars)

UNOPS	35.90
UNHCR	23.08
UNICEF	13.29
WHO	10.62
WFP	10.28
UN/PD	10.03
WIPO	7.55
UNU	4.17
UNDP	1.96
IAEA	1.69
UNON	1.51
UNESCO	0.86
UNIDO	0.62
UNFPA	0.48
ILO	0.44
FAO	0.20
Other	0.39

**Total** **123.07**

### 3. Commonly procured goods and services

#### Goods

Motor Vehicles  
Pharmaceuticals  
Food Supplies

#### Services

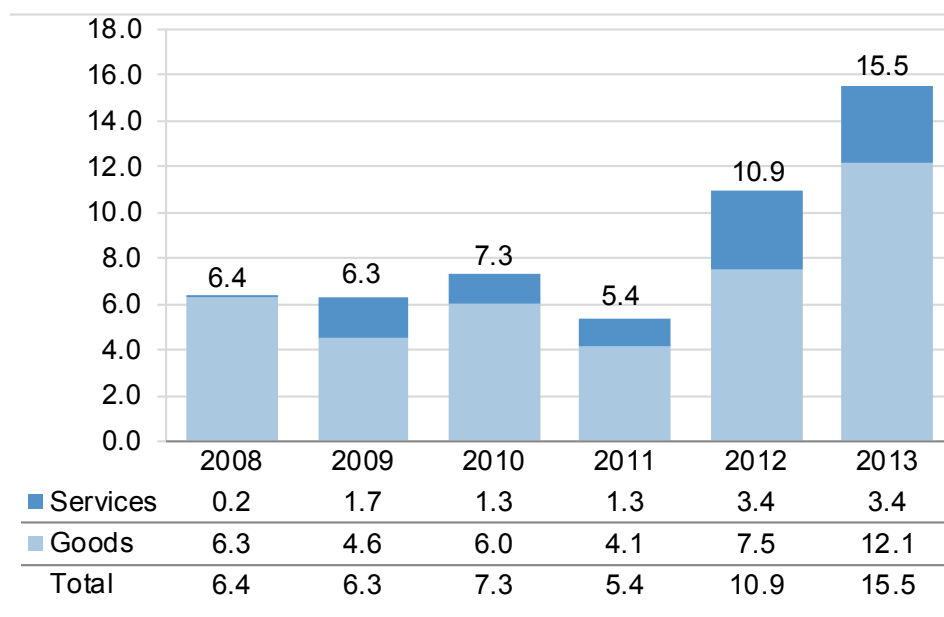
Administrative Services  
Editorial and Graphic Services  
Transportation Services  
Construction Services  
Financial and Insurance Services

## Luxemburg

Share of total procurement of goods and services in 2013

\$15.5 million | 0.10% of total UN procurement

## 1. Procurement trend (in millions of US dollars)



## 2. Procurement of goods and services by organization (in millions of US dollars)

UNICEF	8.90
PAHO	2.14
WHO	1.64
WIPO	0.46
UNHCR	0.43
OPCW	0.30
UNESCO	0.29
IAEA	0.24
ITU	0.18
UNOG	0.15
UNOPS	0.14
UNDP	0.13
UNOV	0.13
FAO	0.11
Other	0.29

<b>Total</b>	<b>15.53</b>
--------------	--------------

## 3. Commonly procured goods and services

## Goods

Medical Equipment  
 Laboratory Equipment  
 IT Equipment  
 Material Handling Machinery

## Services

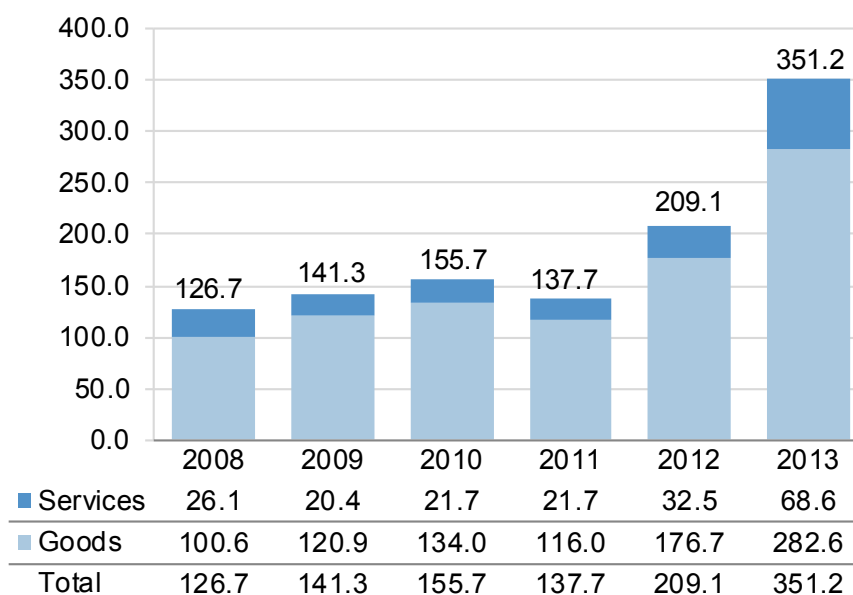
Editorial and Graphic Services  
 Engineering Services  
 Administrative Services

## Netherlands

Share of total procurement of goods and services in 2013

\$351.2 million | 2.18% of total UN procurement

### 1. Procurement trend (in millions of US dollars)



### 2. Procurement of goods and services by organization (in millions of US dollars)

PAHO	97.28
WHO	55.16
UNFPA	51.87
UNDP	29.64
UNICEF	28.52
UNRWA	22.84
OPCW	13.44
UN/PD	12.27
UNOPS	11.68
WFP	10.62
UNHCR	6.04
FAO	4.16
UNIDO	2.38
IAEA	1.52
ILO	1.00
Other	2.75

**Total** **351.19**

### 3. Commonly procured goods and services

#### Goods

Pharmaceuticals  
 Medical Equipment  
 Food Supplies  
 Educational Equipment  
 Laboratory Equipment

#### Services

Healthcare Services  
 Transportation Services  
 Administrative Services  
 Engineering Services

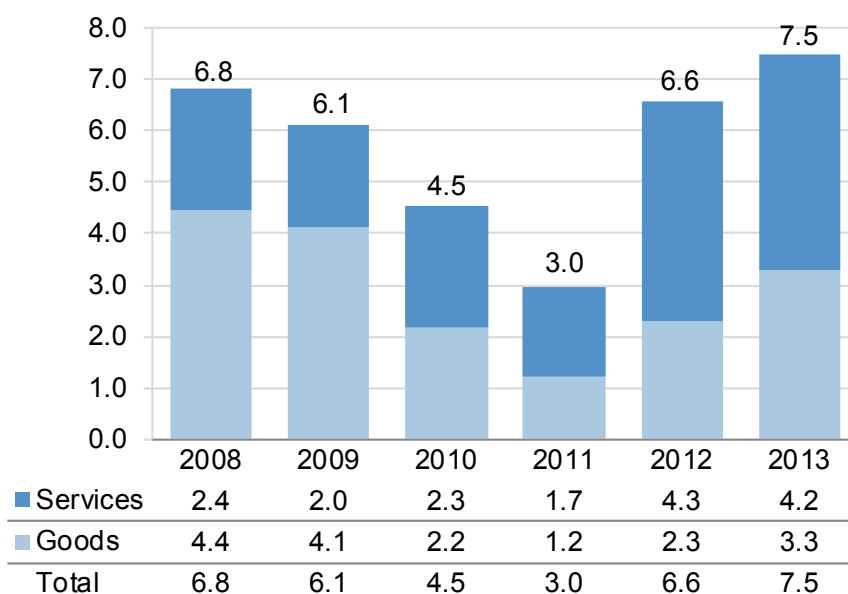


## New Zealand

Share of total procurement of goods and services in 2013

\$7.5 million | 0.05% of total UN procurement

## 1. Procurement trend (in millions of US dollars)



## 2. Procurement of goods and services by organization (in millions of US dollars)

UN/PD	2.25
WHO	1.58
UNDP	1.30
FAO	0.54
WFP	0.46
UNOPS	0.36
UNFPA	0.26
UNICEF	0.18
UNWOMEN	0.16
ILO	0.13
UNESCO	0.06
UNAIDS	0.06
Other	0.12
<b>Total</b>	<b>7.47</b>

## 3. Commonly procured goods and services

## Goods

IT Equipment  
Pharmaceuticals

## Services

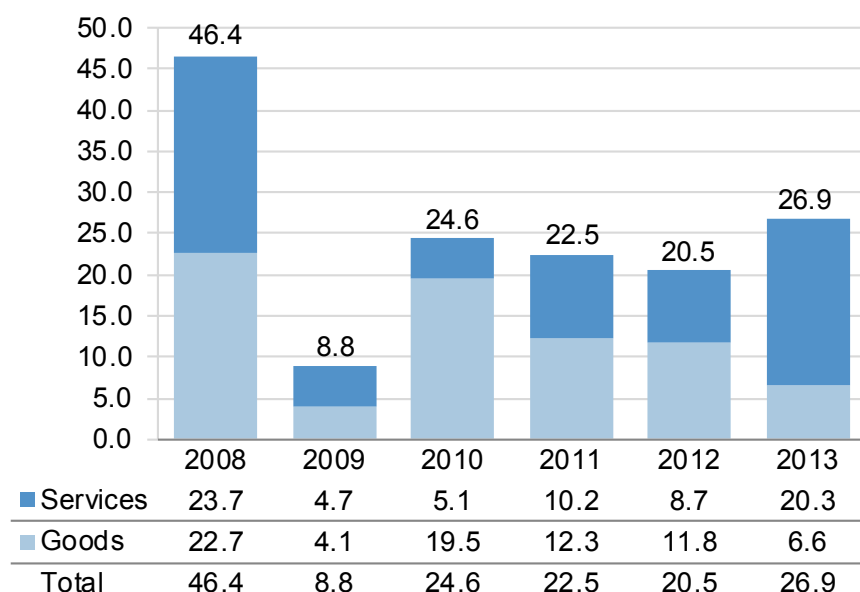
Administrative Services  
Healthcare Services  
Engineering Services  
Transportation Services

## Norway

Share of total procurement of goods and services in 2013

\$26.9 million | 0.17% of total UN procurement

### 1. Procurement trend (in millions of US dollars)



### 2. Procurement of goods and services by organization (in millions of US dollars)

WFP	6.83
WHO	6.34
UNDP	4.16
UNICEF	1.95
UN/PD	1.44
UNHCR	1.43
UNOG	1.23
PAHO	0.59
ILO	0.59
FAO	0.59
UNIDO	0.53
UNRWA	0.44
UNOPS	0.32
UNFPA	0.19
UNWOMEN	0.10
WMO	0.09
Other	0.09

**Total** **26.92**

### 3. Commonly procured goods and services

#### Goods

Medical Equipment  
Structures and Construction Components

#### Services

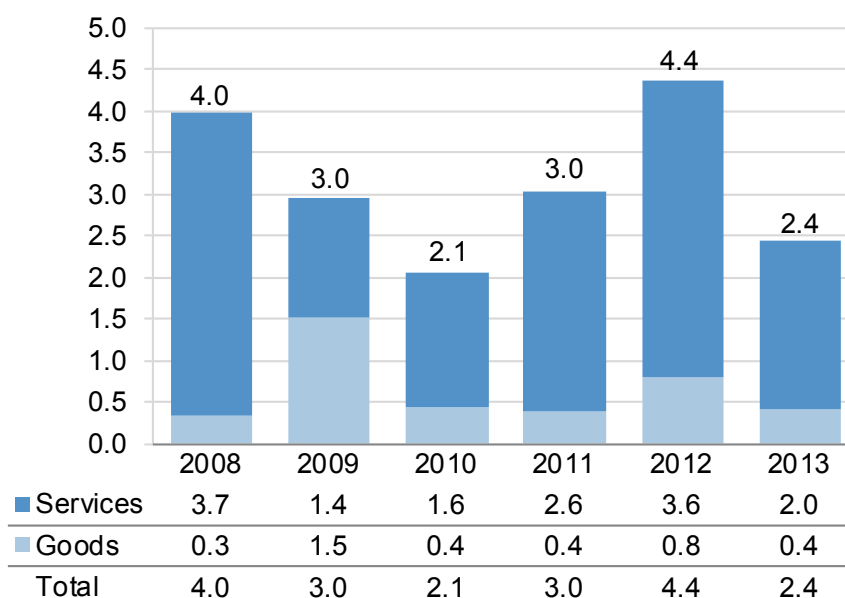
Administrative Services  
Financial and Insurance Services  
Transportation Services  
Engineering Services

## Poland

Share of total procurement of goods and services in 2013

\$2.4 million | 0.02% of total UN procurement

## 1. Procurement trend (in millions of US dollars)



## 2. Procurement of goods and services by organization (in millions of US dollars)

UNDP	1.43
IAEA	0.32
UNICEF	0.21
UNHCR	0.14
WHO	0.10
UNIDO	0.10
WFP	0.05
UNON	0.04
UNESCO	0.02
WIPO	0.01
UNFPA	0.01
ITU	0.01

---

**Total** **2.44**

## 3. Commonly procured goods and services

---

**Goods**

Pharmaceuticals  
Laboratory Equipment

---

**Services**

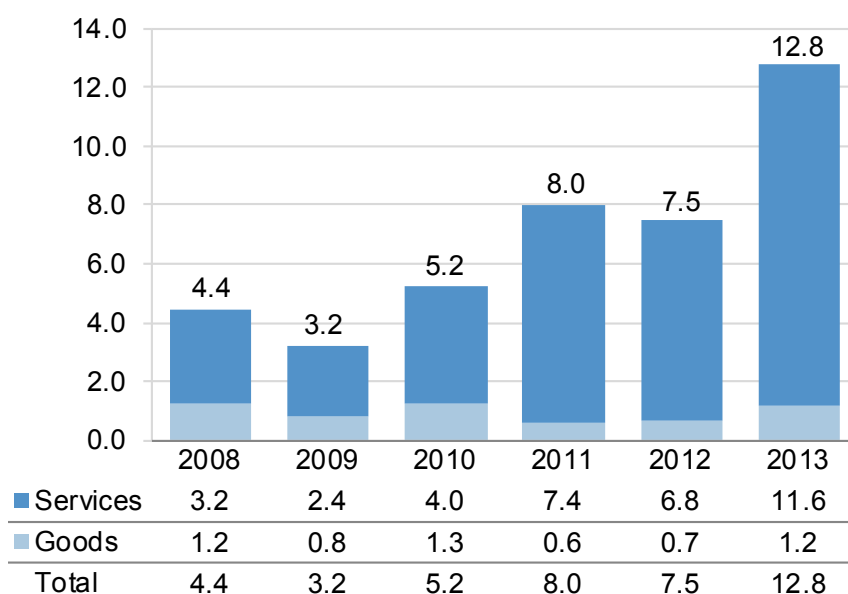
Administrative Services  
Engineering Services

## Portugal

Share of total procurement of goods and services in 2013

\$12.8 million | 0.08% of total UN procurement

### 1. Procurement trend (in millions of US dollars)



### 2. Procurement of goods and services by organization (in millions of US dollars)

UN/PD	9.10
WHO	1.55
UNDP	0.59
UNIDO	0.34
UNRWA	0.22
UNICEF	0.18
UNON	0.17
FAO	0.11
UNOPS	0.10
UNHCR	0.08
ILO	0.08
WIPO	0.08
Other	0.21

**Total** **12.83**

### 3. Commonly procured goods and services

#### Goods

Medical Equipment  
IT Equipment

#### Services

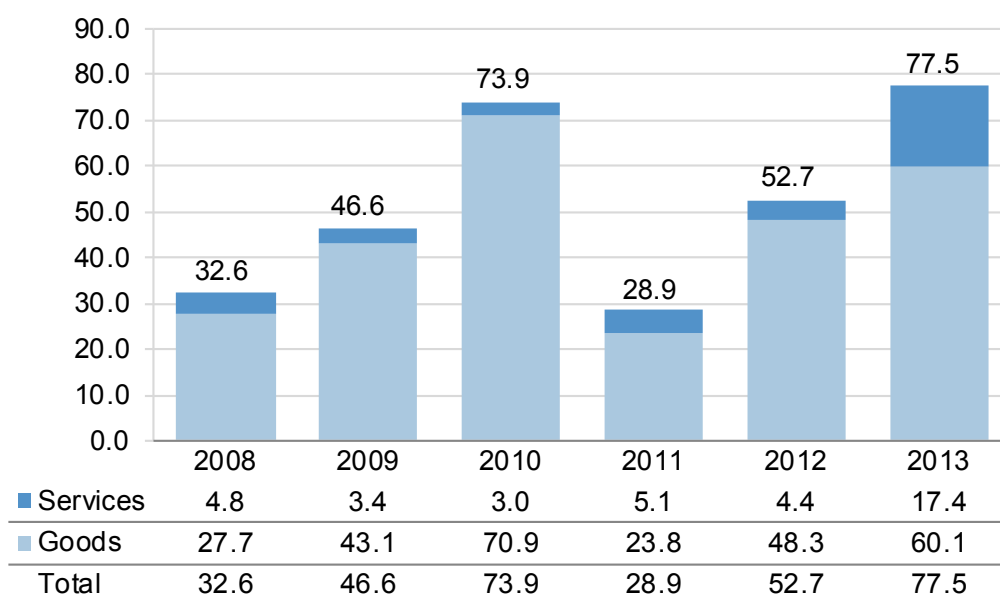
Transportation Services  
Administrative Services  
Healthcare Services  
Building Services

## Republic of Korea (South)

Share of total procurement of goods and services in 2013

\$77.5 million | 0.48% of total UN procurement

## 1. Procurement trend (in millions of US dollars)



## 2. Procurement of goods and services by organization (in millions of US dollars)

PAHO	39.85
UN/PD	14.13
UNICEF	6.81
WHO	6.69
UNHCR	2.60
UNDP	2.45
WIPO	1.56
UNOPS	1.28
UNFPA	0.98
WFP	0.65
IAEA	0.18
UNESCO	0.14
UNIDO	0.06
FAO	0.04
Other	0.07

---

**Total** **77.5**

## 3. Commonly procured goods and services

---

**Goods**

Pharmaceuticals  
 Medical Equipment  
 Laboratory Equipment  
 Shelter Equipment and Blankets  
 Motor Vehicles

---

**Services**

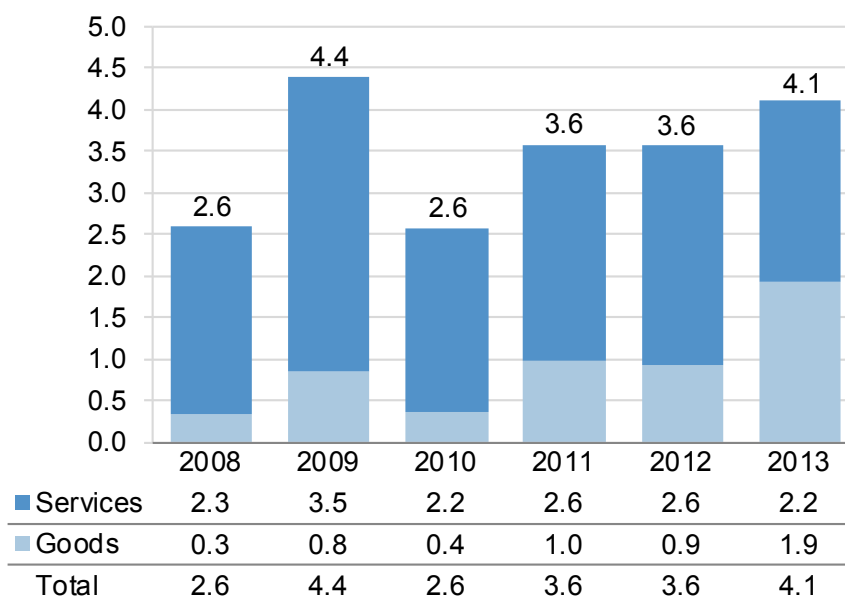
Transportation Services  
 Administrative Services  
 Editorial and Graphic Services

## Slovakia

Share of total procurement of goods and services in 2013

\$4.1 million | 0.03% of total UN procurement

### 1. Procurement trend (in millions of US dollars)



### 2. Procurement of goods and services by organization (in millions of US dollars)

UNDP	1.54
UNICEF	1.46
IAEA	0.59
UNOPS	0.11
WHO	0.09
UNHCR	0.07
UNWOMEN	0.07
WMO	0.05
UNOV	0.04
UNIDO	0.03
WIPO	0.03
UNRWA	0.02
ILO	0.01
OPCW	0.01

**Total** **4.11**

### 3. Commonly procured goods and services

#### Goods

Medical Equipment  
Laboratory Equipment

#### Services

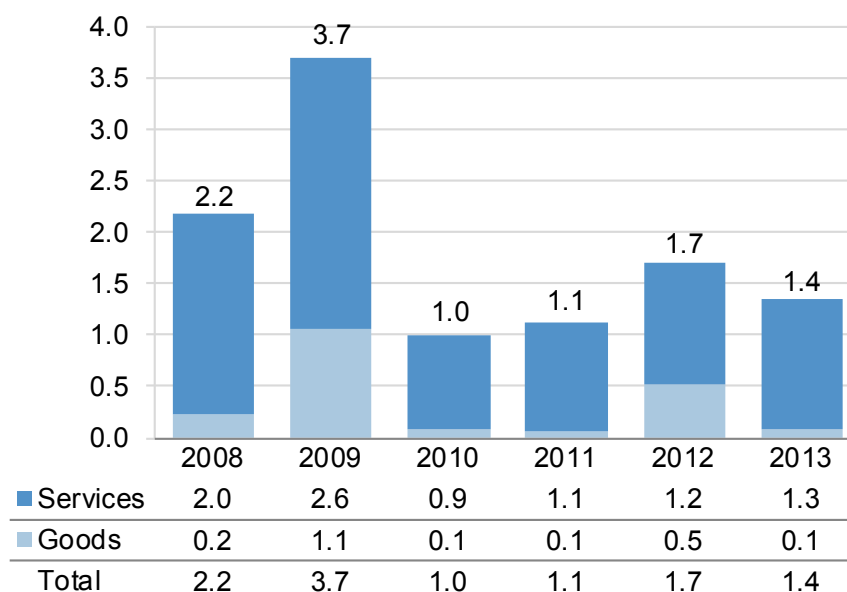
Financial and Insurance Services  
Editorial and Graphic Services

## Slovenia

## Share of total procurement of goods and services in 2013

\$1.4 million | 0.01% of total UN procurement

## 1. Procurement trend (in millions of US dollars)



## 2. Procurement of goods and services by organization (in millions of US dollars)

IAEA	0.56
UNDP	0.43
UNESCO	0.14
WHO	0.08
UNHCR	0.04
UN/PD	0.04
UNOV	0.03
UNWOMEN	0.01
UNAIDS	0.01
WIPO	0.01

---

**Total** **1.36**

## 3. Commonly procured goods and services

---

**Goods**

Laboratory Equipment

---

**Services**

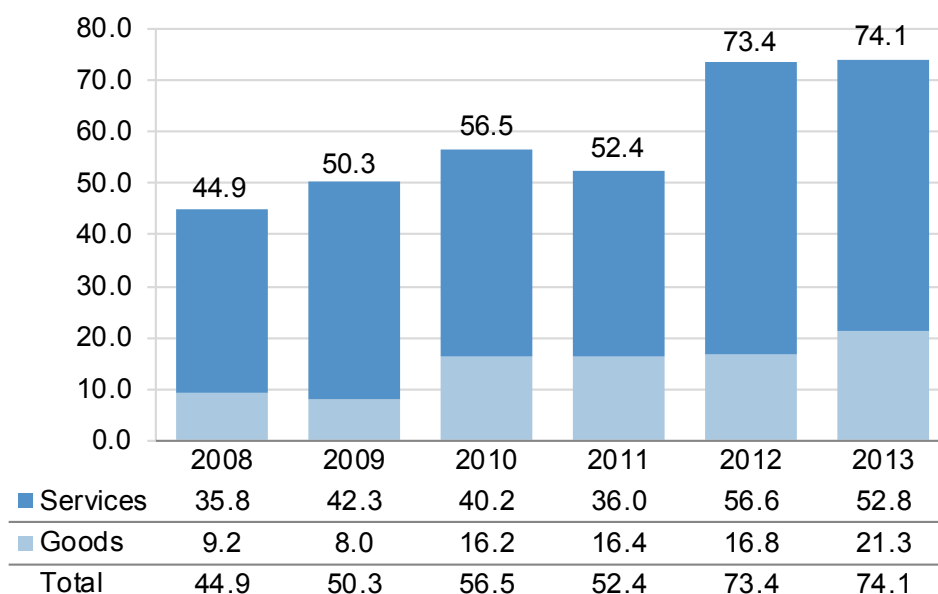
 Engineering Services  
 Administrative Services  
 Construction Services

## Spain

Share of total procurement of goods and services in 2013

\$74.1 million | 0.46% of total UN procurement

### 1. Procurement trend (in millions of US dollars)



### 2. Procurement of goods and services by organization (in millions of US dollars)

UN/DP	25.10
UNOPS	13.76
UNDP	13.54
WHO	3.75
UNICEF	3.48
UNHCR	2.02
WTO	1.96
WFP	1.52
UPU	1.25
UNIDO	1.17
PAHO	0.90
FAO	0.72
UNFPA	0.71
IAEA	0.70
WIPO	0.69
UNWOMEN	0.67
Other	2.19

**Total** **74.10**

### 3. Commonly procured goods and services

#### Goods

Material Handling Machinery  
Electrical Systems and Components  
IT Equipment

#### Services

Transportation Services  
Construction Services  
Engineering Services  
Administrative Services  
Healthcare Services

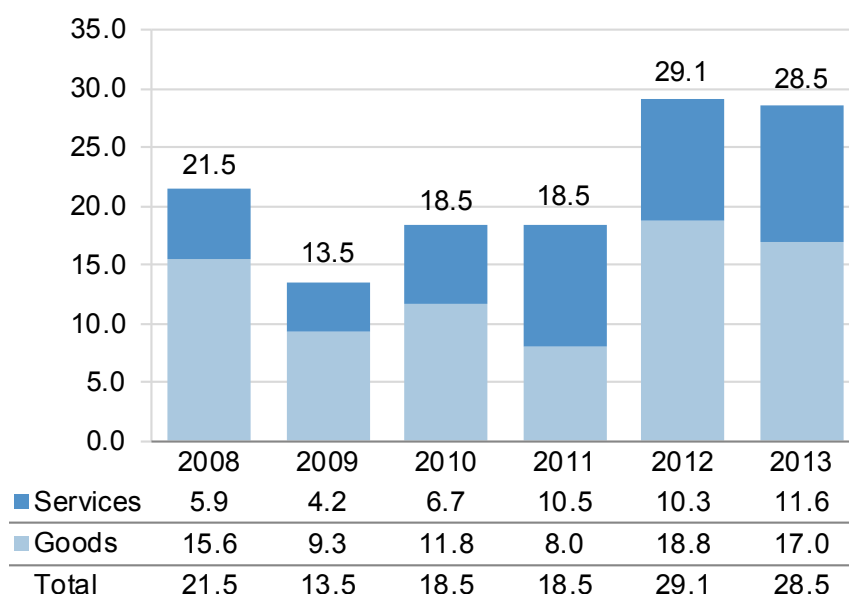


## Sweden

Share of total procurement of goods and services in 2013

\$28.5 million | 0.18% of total UN procurement

## 1. Procurement trend (in millions of US dollars)



## 2. Procurement of goods and services by organization (in millions of US dollars)

UNICEF	11.69
UN/PD	6.54
UNHCR	5.39
WFP	0.94
WHO	0.88
UNDP	0.70
IAEA	0.55
UNOPS	0.46
UNOG	0.28
UNRWA	0.21
OPCW	0.20
UNWOMEN	0.19
UNFPA	0.12
Other	0.38

<b>Total</b>	<b>28.54</b>
--------------	--------------

## 3. Commonly procured goods and services

## Goods

Medical Equipment  
 Educational Equipment  
 Motor Vehicles  
 Cleaning Equipment  
 Laboratory Equipment

## Services

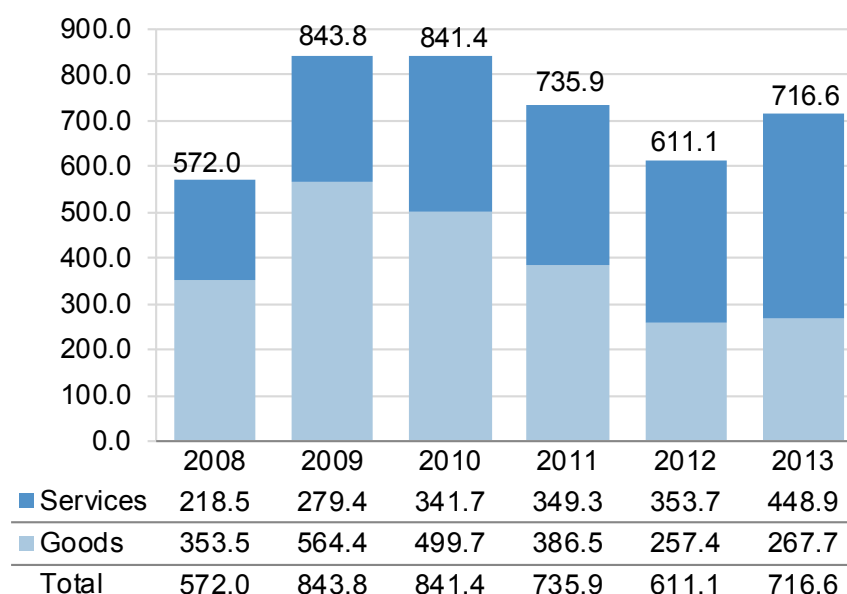
Administrative Services  
 Construction Services  
 Engineering Services  
 Transportation Services

## Switzerland

Share of total procurement of goods and services in 2013

\$716.6 million | 4.46% of total UN procurement

### 1. Procurement trend (in millions of US dollars)



### 2. Procurement of goods and services by organization (in millions of US dollars)

UNICEF	195.88
WHO	101.41
UNOG	87.44
WIPO	84.94
ILO	58.61
UNHCR	39.66
ITU	38.14
UN/PD	27.49
WFP	25.56
UNDP	14.12
ITC	9.16
UNOPS	8.50
WMO	4.18
UNIDO	3.83
IFAD	3.53
IAEA	2.94
Other	11.23

**Total** **716.62**

### 3. Commonly procured goods and services

#### Goods

Pharmaceuticals  
Medical Equipment  
IT Equipment  
Food Supplies

#### Services

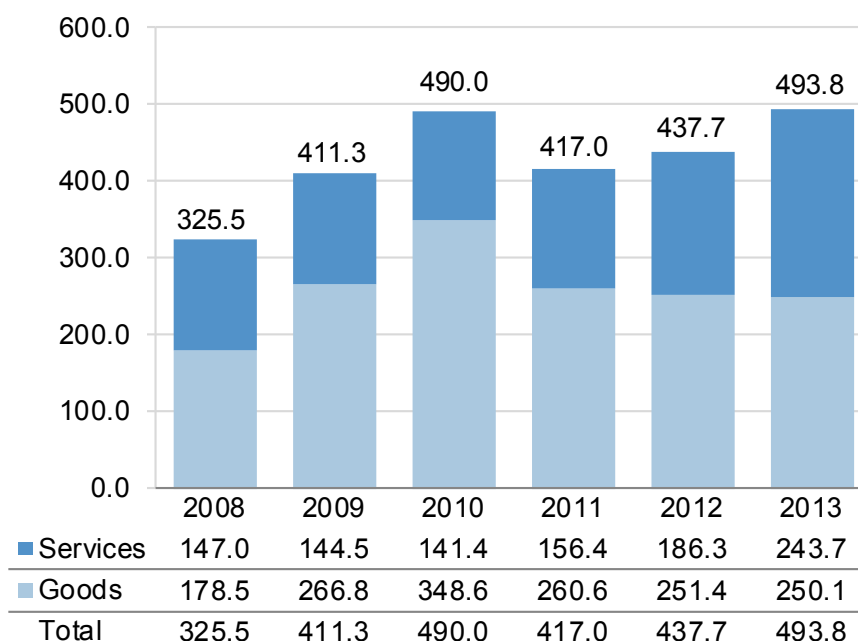
Construction Services  
Engineering Services  
Administrative Services  
Transportation Services  
Financial and Insurance Services

## United Kingdom

Share of total procurement of goods and services in 2013

\$493.8 million | 3.07% of total UN procurement

## 1. Procurement trend (in millions of US dollars)



## 2. Procurement of goods and services by organization (in millions of US dollars)

UN/PD	87.77
PAHO	72.52
UNOPS	71.30
UNICEF	66.74
WHO	39.13
WFP	23.92
UNHCR	23.21
UNFPA	21.80
UNDP	21.00
IAEA	11.32
FAO	11.26
WIPO	11.23
IFAD	5.36
ILO	4.36
UNOG	3.91
UNIDO	3.57
Other	15.40

---

**Total** **493.78**

## 3. Commonly procured goods and services

---

**Goods**

Pharmaceuticals  
 Motor Vehicles  
 IT Equipment  
 Medical Equipment

---

**Services**

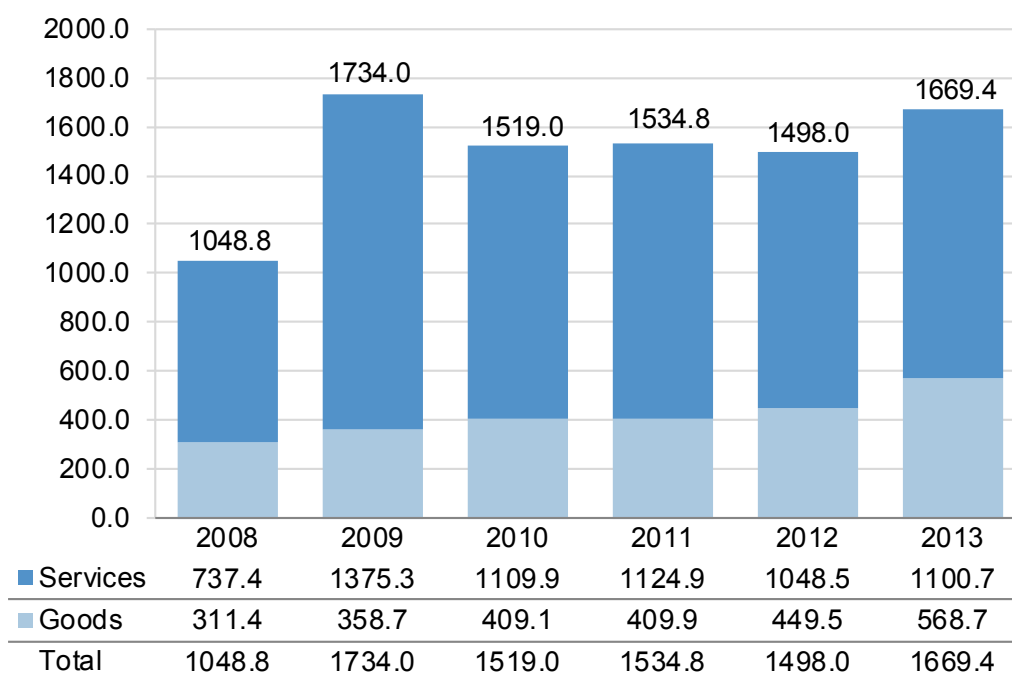
Administrative Services  
 Engineering Services  
 Safety and Security Services  
 Transportation Services  
 Healthcare Services

## United States of America

Share of total procurement of goods and services in 2013

\$1,669.37 million | 10.4% of total UN procurement

### 1. Procurement trend (in millions of US dollars)



### 2. Procurement of goods and services by organization (in millions of US dollars)

UN/DP	757.27
UNICEF	324.82
WFP	110.46
UNDP	103.92
WHO	84.60
UNOPS	67.08
PAHO	65.15
UNHCR	39.96
UNFPA	39.54
UNWOMEN	15.65
WIPO	14.06
IAEA	9.31
FAO	6.21
ILO	4.83
UNOG	4.77
IFAD	3.56
Other	18.19

**Total** **1669.37**

### 3. Commonly procured goods and services

#### Goods

Pharmaceuticals  
IT Equipment  
Medical Equipment  
Motor Vehicles

#### Services

Administrative Services  
Transportation Services  
Construction Services  
Engineering Services  
Healthcare Services



# Procurement of goods and services

(USD Thousand)

Country	Goods		Services		Total	
	2012	2013	2012	2013	2012	2013
<b>Developed Countries</b>						
Andorra						
Australia	60,818.31	78,104.54	17,875.91	23,765.51	78,694.22	101,870.05
Austria	49,269.85	56,178.26	89,451.15	80,725.27	138,721.00	136,903.53
Belgium	563,358.44	500,207.40	46,387.80	49,915.68	609,746.25	550,123.08
Bulgaria	1,458.57	3,246.42	23,600.61	17,938.04	25,059.19	21,184.46
Canada	38,174.17	43,642.36	113,973.66	117,249.75	152,147.83	160,892.10
Cyprus	15,411.97	11,120.73	15,426.50	6,003.35	30,838.47	17,124.09
Czech Republic	12,897.87	6,033.56	1,613.81	3,717.81	14,511.68	9,751.37
Denmark	204,675.51	299,520.79	192,768.53	253,183.25	397,444.04	552,704.04
Estonia	1,019.59	319.16	2,528.05	3,391.81	3,547.64	3,710.97
Finland	30,623.17	28,633.01	2,237.41	4,654.98	32,860.59	33,287.99
France	349,179.48	369,917.48	96,384.29	131,806.84	445,563.77	501,724.32
Germany	136,800.17	170,154.78	73,822.76	86,202.06	210,622.93	256,356.84
Greece	1,468.13	4,200.47	5,489.82	4,439.90	6,957.96	8,640.37
Hungary	4,356.55	8,043.47	4,226.48	3,982.94	8,583.03	12,026.41
Iceland			298.20	233.73	298.20	233.73
Ireland	8,421.72	7,476.58	12,539.61	9,200.01	20,961.32	16,676.59
Israel	29,973.94	25,087.06	9,878.57	19,925.55	39,852.51	45,012.61
Italy	170,335.42	108,157.09	161,470.57	191,660.82	331,805.99	299,817.91
Japan	102,172.08	92,792.53	14,604.96	30,272.47	116,777.03	123,065.00
Latvia	478.22	548.26	1,835.16	1,357.33	2,313.38	1,905.59
Liechtenstein		23.40	156.52	37.14	156.52	60.53
Lithuania	67.30	57.29	2,891.86	1,195.12	2,959.16	1,252.40
Luxembourg	7,512.06	12,133.08	3,432.85	3,394.31	10,944.91	15,527.38
Malta	153.64	290.12	14,044.29	12,575.07	14,197.93	12,865.19
Monaco		793.13	243.38	485.99	243.38	1,279.12
Netherlands	176,664.40	282,579.45	32,457.74	68,609.69	209,122.14	351,189.14
New Zealand	2,311.02	3,289.86	4,253.35	4,178.32	6,564.37	7,468.18
Norway	11,796.52	6,641.80	8,726.61	20,279.77	20,523.14	26,921.56
Poland	805.88	413.51	3,565.53	2,027.29	4,371.40	2,440.81
Portugal	686.26	1,201.33	6,781.25	11,629.88	7,467.51	12,831.22
Romania	2,869.89	2,541.98	3,598.17	4,732.63	6,468.06	7,274.61
San Marino	17.09	0.10	787.93	0.28	805.03	0.38
Slovakia	935.76	1,923.93	2,642.25	2,186.50	3,578.01	4,110.43
Slovenia	513.16	78.47	1,187.75	1,280.43	1,700.91	1,358.90
Spain	16,751.97	21,297.76	56,635.06	52,804.90	73,387.02	74,102.66
Sweden	18,750.07	16,961.10	10,310.15	11,579.62	29,060.22	28,540.73
Switzerland	257,385.07	267,682.93	353,668.74	448,940.54	611,053.81	716,623.47
United Kingdom of GBr & Northern Ireland	251,360.16	250,097.51	186,326.27	243,679.14	437,686.43	493,776.65
United States of America	449,546.77	568,683.61	1,048,479.06	1,100,688.23	1,498,025.83	1,669,371.85
<b>Sub-Total for Developed Countries</b>	<b>2,979,020.21</b>	<b>3,250,074.32</b>	<b>2,626,602.58</b>	<b>3,029,931.94</b>	<b>5,605,622.78</b>	<b>6,280,006.26</b>

<b>Developing Countries and Countries with Economies in Transition</b>						
<b>Africa</b>						
Angola	1,849.07	6,952.60	5,011.93	6,511.05	6,861.01	13,463.65
Benin	15,771.23	7,930.20	16,805.13	14,641.93	32,576.36	22,572.13
Botswana	1,381.77	1,592.24	6,641.64	6,419.30	8,023.41	8,011.54
Burkina Faso	15,200.92	15,127.38	19,821.49	25,408.84	35,022.42	40,536.22
Burundi	6,601.95	5,791.16	13,684.21	12,644.20	20,286.15	18,435.35
Cabo Verde	812.14	914.66	3,758.58	3,769.51	4,570.72	4,684.17
Cameroon	7,169.07	8,233.06	39,492.56	13,824.85	46,661.63	22,057.91
Central African Republic	5,984.94	4,101.87	13,789.16	11,550.61	19,774.10	15,652.47
Chad	13,768.63	12,438.29	40,201.38	55,929.85	53,970.01	68,368.15
Congo, Republic of the	5,494.41	4,585.02	15,131.97	15,492.93	20,626.38	20,077.94
Côte d'Ivoire	32,783.35	34,296.47	48,638.78	41,326.93	81,422.13	75,623.40
Democratic Republic of the Congo	40,255.88	25,935.40	117,045.43	118,693.74	157,301.31	144,629.14
Equatorial Guinea	173.75	1,950.48	658.91	2,684.34	832.66	4,634.82
Eritrea	440.66	2,035.53	5,458.11	3,500.19	5,898.77	5,535.72
Ethiopia	84,092.70	95,125.68	128,862.92	175,850.08	212,955.63	270,975.77
Gabon	733.61	1,185.54	2,570.78	2,374.20	3,304.39	3,559.74
Gambia	1,400.56	1,829.37	4,366.71	4,365.95	5,767.27	6,195.32
Ghana	8,828.03	6,542.51	23,631.63	19,635.66	32,459.66	26,178.18
Guinea	3,142.49	5,477.22	15,779.32	19,848.83	18,921.81	25,326.05
Guinea-Bissau	2,789.50	2,829.92	6,337.96	4,934.62	9,127.46	7,764.53
Kenya	93,562.79	86,188.09	322,702.73	307,297.04	416,265.52	393,485.13
Lesotho	3,191.95	1,928.15	3,660.81	5,855.26	6,852.76	7,783.41
Liberia	53,372.83	36,651.39	39,027.25	23,621.86	92,400.08	60,273.25
Madagascar	6,791.48	10,944.60	14,248.71	14,072.72	21,040.19	25,017.32
Malawi	22,455.64	36,793.06	22,201.46	23,742.11	44,657.10	60,535.17
Mali	21,461.56	44,933.77	29,379.00	83,491.72	50,840.57	128,425.48
Mauritius	5,725.14	1,072.34	15,944.76	19,651.29	21,669.90	20,723.63
Mozambique	11,695.84	11,997.79	17,423.86	18,536.46	29,119.70	30,534.25
Namibia	1,010.90	1,110.64	5,353.77	2,819.75	6,364.67	3,930.39
Niger	30,699.97	21,650.04	22,987.33	40,608.63	53,687.30	62,258.68
Nigeria	13,125.72	8,768.43	44,094.43	45,198.79	57,220.14	53,967.23
Rwanda	15,844.27	12,257.21	16,567.44	17,836.73	32,411.70	30,093.95
Sao Tome and Principe	258.10	168.40	1,197.34	1,258.60	1,455.44	1,427.00
Senegal	6,971.68	12,692.56	32,526.76	25,452.34	39,498.45	38,144.90
Seychelles	113.62	238.70	2,805.46	2,048.63	2,919.08	2,287.33
Sierra Leone	14,072.85	6,564.99	14,026.62	12,014.53	28,099.47	18,579.52
South Africa	82,888.06	90,840.60	84,719.71	103,558.20	167,607.77	194,398.80
South Sudan	9,066.66	16,436.19	28,587.18	117,458.86	37,653.84	133,895.05
Swaziland	369.06	2,181.30	2,324.61	9,284.80	2,693.67	11,466.10
Togo	13,774.75	5,293.92	15,427.12	6,168.43	29,201.87	11,462.35
Uganda	40,322.26	38,596.38	88,632.77	102,882.35	128,955.03	141,478.73
United Republic of Tanzania	41,535.23	55,309.44	57,183.60	28,641.51	98,718.83	83,950.95
Zambia	39,381.96	34,827.07	16,336.91	18,960.71	55,718.88	53,787.78
Zimbabwe	19,896.07	52,961.24	67,012.09	87,312.02	86,908.16	140,273.25
<b>Sub-Total for Africa</b>	<b>796,263.04</b>	<b>835,280.90</b>	<b>1,492,060.32</b>	<b>1,677,180.97</b>	<b>2,288,323.36</b>	<b>2,512,461.86</b>

(USD Thousand)

Country	Goods		Services		Total	
	2012	2013	2012	2013	2012	2013
<b>Arab States</b>						
Algeria	5,288.01	6,202.59	6,993.80	8,903.93	12,281.81	15,106.53
Bahrain	216.20	87.92	578.54	682.23	794.75	770.16
Comoros	1,655.75	869.24	1,922.42	878.63	3,578.16	1,747.86
Djibouti	3,059.34	1,496.92	22,150.09	31,695.61	25,209.43	33,192.53
Egypt	14,185.63	65,490.81	66,231.76	61,251.36	80,417.39	126,742.17
Iran (Islamic Republic of)	7,205.94	5,555.47	16,681.72	25,506.28	23,887.67	31,061.75
Iraq	12,070.77	19,023.62	29,973.87	30,766.28	42,044.64	49,789.90
Jordan	53,126.54	120,843.34	121,985.93	101,106.09	175,112.47	221,949.44
Kuwait	20,895.29	56,826.79	12,338.73	39,741.67	33,234.02	96,568.46
Lebanon	55,456.57	166,565.79	49,684.07	127,699.36	105,140.64	294,265.15
Libya	3,633.67	1,373.94	6,415.15	9,216.05	10,048.82	10,589.99
Mauritania	7,374.83	8,034.11	20,133.00	17,125.84	27,507.83	25,159.95
Morocco	9,224.34	5,092.49	14,700.87	13,503.20	23,925.21	18,595.69
Oman	4,730.23	3,033.54	443.47	4,171.78	5,173.70	7,205.32
Qatar	18.19	110.88	965.11	1,044.45	983.31	1,155.34
Saudi Arabia	753.89	3,844.51	21,828.61	24,600.23	22,582.49	28,444.75
Somalia	6,328.18	5,560.40	48,884.60	47,315.10	55,212.79	52,875.50
Sudan	202,121.86	178,966.01	229,412.90	167,753.68	431,534.76	346,719.69
Syrian Arab Republic	43,820.78	60,026.31	17,452.11	55,701.13	61,272.89	115,727.44
Tunisia	1,521.81	2,738.67	8,069.20	10,392.35	9,591.02	13,131.02
United Arab Emirates	256,033.97	363,846.50	112,978.64	138,248.09	369,012.61	502,094.59
Yemen	38,193.75	36,599.73	22,263.64	31,130.74	60,457.39	67,730.47
<b>Sub-Total for Arab States</b>	<b>746,915.54</b>	<b>1,112,189.60</b>	<b>832,088.25</b>	<b>948,434.09</b>	<b>1,579,003.79</b>	<b>2,060,623.69</b>
<b>Asia &amp; Pacific</b>						
Afghanistan	54,627.11	50,485.16	637,905.26	650,375.79	692,532.37	700,860.94
Bangladesh	18,767.91	32,422.17	44,721.63	50,527.43	63,489.54	82,949.60
Bhutan	1,558.18	715.65	2,561.28	1,134.10	4,119.46	1,849.75
Brunei Darussalam			24.00	70.33	24.00	70.33
Cambodia	11,305.55	5,120.44	14,624.29	19,483.58	25,929.84	24,604.01
China	76,242.41	113,056.31	96,458.83	65,056.44	172,701.24	178,112.74
Democratic People's Rep. of Korea	5,270.06	2,793.82	3,157.91	1,092.23	8,427.97	3,886.05
Fiji	2,156.38	970.38	6,229.80	4,764.16	8,386.18	5,734.53
India	772,108.83	953,390.46	103,211.03	127,837.96	875,319.86	1,081,228.41
Indonesia	117,519.99	87,163.18	58,890.23	29,930.75	176,410.22	117,093.93
Kiribati	39.64	11.17	203.93	540.60	243.56	551.77
Lao People's Democratic Republic	3,908.87	5,446.36	7,757.09	11,489.80	11,665.96	16,936.16
Malaysia	11,660.67	11,405.34	15,604.61	22,485.96	27,265.29	33,891.30
Maldives	263.92	640.16	1,941.42	2,742.69	2,205.34	3,382.84
Marshall Islands	8.57	105.02	54.59	206.99	63.15	312.01
Micronesia (Federated States of)	15.29	35.22	162.45	372.71	177.73	407.93
Mongolia	1,352.32	3,512.17	3,813.09	12,725.95	5,165.41	16,238.12
Myanmar	32,827.11	37,750.06	17,291.32	21,627.87	50,118.43	59,377.93
Nauru	82.13		70.84	18.17	152.98	18.17
Nepal	6,491.90	5,387.41	41,804.56	30,731.11	48,296.46	36,118.52
Pakistan	120,619.43	104,458.95	129,990.34	123,895.27	250,609.77	228,354.22
Palau	21.25	8.99	137.01	30.44	158.26	39.44
Papua New Guinea	652.62	489.06	3,533.83	4,678.99	4,186.46	5,168.05
Philippines	8,146.35	26,690.22	20,110.25	38,314.07	28,256.60	65,004.29
Republic of Korea, (South)	48,289.21	60,111.05	4,379.37	17,391.12	52,668.58	77,502.17
Samoa	650.02	865.35	3,104.69	3,480.10	3,754.71	4,345.45
Singapore	1,239.61	7,256.71	3,035.19	6,151.37	4,274.79	13,408.08
Solomon Islands	479.64	657.83	1,099.80	1,995.88	1,579.44	2,653.72
Sri Lanka	8,764.29	8,548.49	24,333.88	13,856.13	33,098.18	22,404.62
Thailand	23,023.87	23,938.74	32,325.52	36,929.04	55,349.38	60,867.78
Timor-Leste	4,193.13	3,982.47	6,363.36	9,437.71	10,556.49	13,420.18
Tonga	10.41	163.30	459.76	83.72	470.17	247.02
Tuvalu	148.12	261.27	413.37	457.89	561.49	719.17
Vanuatu	125.43	311.10	325.32	509.25	450.75	820.36
Viet Nam	22,040.61	25,035.55	14,123.79	35,036.88	36,164.40	60,072.44
<b>Sub-Total for Asia &amp; Pacific</b>	<b>1,354,610.82</b>	<b>1,573,189.57</b>	<b>1,300,223.64</b>	<b>1,345,462.48</b>	<b>2,654,834.46</b>	<b>2,918,652.05</b>
<b>Europe &amp; Cis</b>						
Albania	1,042.55	651.86	13,268.27	5,024.86	14,310.82	5,676.72
Armenia	1,638.89	3,858.65	4,048.62	6,118.39	5,687.52	9,977.04
Azerbaijan	3,031.52	1,395.93	10,012.53	6,072.05	13,044.05	7,467.98
Belarus	4,888.69	3,336.27	4,887.50	5,261.12	9,776.18	8,597.39
Bosnia and Herzegovina	6,668.27	2,933.78	17,774.88	14,468.05	24,443.15	17,401.83
Croatia	724.72	1,444.97	6,607.98	5,183.93	7,332.70	6,628.90
Georgia	1,687.96	2,582.21	9,422.92	6,636.88	11,110.88	9,219.09
Kazakhstan	23,046.58	1,039.56	5,329.15	12,272.24	28,375.74	13,311.80
Kyrgyzstan	5,502.66	3,013.00	10,801.14	11,095.68	16,303.80	14,108.68
Montenegro	64.99	1,204.02	693.33	4,690.08	758.32	5,894.10
Republic of Moldova	1,725.11	1,175.95	18,699.17	10,571.12	20,424.28	11,747.07
Russian Federation	49,810.91	65,879.28	353,155.45	298,553.17	402,966.36	364,432.46
Serbia	2,241.52	2,786.99	7,008.54	9,951.80	9,250.06	12,738.79
Tajikistan	3,796.13	4,154.39	19,510.17	9,571.17	23,306.30	13,725.56
The former Yugoslav Republic of Macedonia	901.57	984.39	8,574.49	5,218.59	9,476.06	6,202.98
Turkey	89,991.25	196,665.80	25,268.60	31,323.67	115,259.85	227,989.47
Turkmenistan	976.65	746.57	2,503.62	1,215.77	3,480.26	1,962.34
Ukraine	21,334.29	16,255.52	119,955.73	108,515.33	141,290.02	124,770.86
Uzbekistan	1,852.46	3,258.47	6,601.56	11,130.23	8,454.03	14,388.69
<b>Sub-Total for Europe and Cis</b>	<b>220,926.73</b>	<b>313,367.61</b>	<b>644,123.64</b>	<b>562,874.14</b>	<b>865,050.37</b>	<b>876,241.75</b>

(USD Thousand)

Country	Goods		Services		Total	
	2012	2013	2012	2013	2012	2013
<b>Latin America &amp; The Caribbean</b>						
Antigua and Barbuda	25.36	90.73	660.78	504.82	686.15	595.55
Argentina	145,454.77	117,755.52	181,585.30	160,082.42	327,040.07	277,837.95
Bahamas	3.12	7.91	56.21	111.71	59.33	119.62
Barbados	580.50	869.52	2,592.85	3,247.98	3,173.35	4,117.50
Belize	315.92	1,243.61	1,715.75	2,125.71	2,031.67	3,369.32
Bolivia (Plurinational State of)	5,486.24	4,147.24	12,360.54	7,848.52	17,846.78	11,995.76
Brazil	31,938.23	43,776.39	171,941.60	118,623.91	203,879.83	162,400.30
Chile	3,719.03	4,716.37	21,836.34	22,080.97	25,555.37	26,797.34
Colombia	16,570.79	11,426.52	55,277.59	59,674.00	71,848.38	71,100.53
Costa Rica	1,806.91	1,398.31	7,357.92	6,326.27	9,164.83	7,724.58
Cuba	5,590.17	16,800.66	3,317.84	5,628.38	8,908.01	22,429.04
Dominica	1.84	5.79	151.85	83.86	153.69	89.65
Dominican Republic	10,267.71	4,255.42	12,779.04	7,310.44	23,046.75	11,565.87
Ecuador	3,586.63	4,590.40	13,677.71	11,032.11	17,264.34	15,622.51
El Salvador	13,663.83	17,307.22	17,007.12	28,785.93	30,670.94	46,093.15
Grenada	0.28	29.80	179.66	83.62	179.95	113.42
Guatemala	11,960.24	9,078.01	48,225.23	46,928.13	60,185.47	56,006.14
Guyana	287.15	254.26	780.03	1,844.91	1,067.18	2,099.17
Haiti	26,902.35	17,254.13	81,437.63	59,929.93	108,339.98	77,184.07
Honduras	18,888.95	13,815.28	15,574.56	12,947.80	34,463.51	26,763.08
Jamaica	871.52	805.88	4,229.57	3,364.74	5,101.10	4,170.62
Mexico	6,721.67	4,313.69	47,162.06	34,618.73	53,883.73	38,932.42
Nicaragua	8,419.91	5,334.70	14,412.95	20,057.72	22,832.86	25,392.41
Panama	93,738.18	127,124.57	72,311.36	53,532.17	166,049.54	180,656.75
Paraguay	14,237.25	5,172.85	20,039.64	16,694.41	34,276.89	21,867.26
Peru	45,756.77	35,407.79	80,503.34	36,858.42	126,260.12	72,266.21
Saint Kitts and Nevis	13.40	0.34	260.52	178.56	273.92	178.90
Saint Lucia	1.06	74.74	614.99	213.26	616.05	288.00
Saint Vincent and the Grenadines	238.53	15.79	191.79	172.58	430.32	188.37
Suriname	436.75	175.73	1,235.90	1,048.51	1,672.65	1,224.24
Trinidad and Tobago	144.78	399.13	2,074.06	2,608.22	2,218.84	3,007.35
Uruguay	2,190.75	1,781.80	16,210.72	14,716.82	18,401.47	16,498.62
Venezuela (Bolivarian Republic of)	2,372.55	5,158.47	5,162.94	2,924.46	7,535.49	8,082.93
<b>Sub-Total for Latin America &amp; The Caribbean</b>	<b>472,193.16</b>	<b>454,588.58</b>	<b>912,925.41</b>	<b>742,190.04</b>	<b>1,385,118.57</b>	<b>1,196,778.62</b>
<b>Sub-Total for all Regions</b>	<b>6,569,929.49</b>	<b>7,538,690.57</b>	<b>7,808,023.84</b>	<b>8,306,073.65</b>	<b>14,377,953.33</b>	<b>15,844,764.22</b>
Unspecified Countries	150,456.67	13.96	605,504.91	54,896.38	755,961.58	54,910.34
Global Projects						
Interregional Projects						
Arab Countries	84,558.03	92,577.71	123,145.93	76,241.83	207,703.96	168,819.54
African Countries	306.30	150.93	388.50	484.67	694.80	635.60
Asian Countries	69.57	60.10	1,676.64	1,560.89	1,746.21	1,620.99
European Countries	1,076.44	1,859.38	11,082.95	9,861.42	12,159.39	11,720.80
Latin America And The Caribbean	1,228.05	423.89	14,653.91	538.65	15,881.96	962.55
<b>Grand-Total</b>	<b>6,807,624.56</b>	<b>7,633,776.54</b>	<b>8,564,476.68</b>	<b>8,449,657.49</b>	<b>15,372,101.24</b>	<b>16,083,434.03</b>
Percentage	44.29%	47.46%	55.71%	52.54%	100.00%	100.00%
<b>Developed Countries:</b>	<b>2,979,020.21</b>	<b>3,250,074.32</b>	<b>2,626,602.58</b>	<b>3,029,931.94</b>	<b>5,605,622.78</b>	<b>6,280,006.26</b>
Percentage	44.75%	42.57%	33.00%	36.09%	38.35%	39.18%
<b>Developing Countries/ Economies In Transition:</b>	<b>3,678,147.68</b>	<b>4,383,688.27</b>	<b>5,332,369.19</b>	<b>5,364,829.17</b>	<b>9,010,516.87</b>	<b>9,748,517.43</b>
Percentage	55.25%	57.43%	67.00%	63.91%	61.65%	60.82%
<b>Arab States</b>	<b>831,473.57</b>	<b>1,204,767.31</b>	<b>955,234.18</b>	<b>1,024,675.92</b>	<b>1,786,707.75</b>	<b>2,229,443.22</b>
Percentage	12.49%	15.78%	12.00%	12.21%	12.22%	13.91%
<b>Africa</b>	<b>796,569.34</b>	<b>835,431.83</b>	<b>1,492,448.82</b>	<b>1,677,665.63</b>	<b>2,289,018.16</b>	<b>2,513,097.46</b>
Percentage	11.97%	10.94%	18.75%	19.98%	15.66%	15.68%
<b>Asia &amp; Pacific</b>	<b>1,354,680.38</b>	<b>1,573,249.67</b>	<b>1,301,900.28</b>	<b>1,347,023.37</b>	<b>2,656,580.66</b>	<b>2,920,273.04</b>
Percentage	20.35%	20.61%	16.36%	16.05%	18.18%	18.22%
<b>Europe &amp; Cis</b>	<b>222,003.17</b>	<b>315,226.99</b>	<b>655,206.59</b>	<b>572,735.55</b>	<b>877,209.76</b>	<b>887,962.55</b>
Percentage	3.33%	4.13%	8.23%	6.82%	6.00%	5.54%
<b>Latin America &amp; The Caribbean</b>	<b>473,421.21</b>	<b>455,012.48</b>	<b>927,579.32</b>	<b>742,728.69</b>	<b>1,401,000.53</b>	<b>1,197,741.17</b>
Percentage	7.11%	5.96%	11.65%	8.85%	9.59%	7.47%
<b>Others</b>	<b>150,456.67</b>	<b>13.96</b>	<b>605,504.91</b>	<b>54,896.38</b>	<b>755,961.58</b>	<b>54,910.34</b>
Percentage	2.21%	0.00%	7.07%	0.65%	4.92%	0.34%



(USD Thousand)

Agency	Goods		Services		Total		% of Total
	2012	2013	2012	2013	2012	2013	
ESCAP	1,772	Data N/A	3,891	Data N/A	5,664	Data N/A	
ESCWA	3,640	1,452	1,290	1,145	4,930	2,597	0.02%
ECLAC	2,067	3,623	4,034	4,883	6,101	8,506	0.05%
FAO	39,108	136,993	47,421	183,129	86,529	320,122	1.99%
IAEA	57,350	80,621	109,396	129,686	166,746	210,307	1.31%
IFAD	1,190	2,275	44,444	43,318	45,634	45,593	0.28%
ILO	8,227	10,816	108,163	130,667	116,390	141,482	0.88%
ITC	603	1,856	11,223	10,835	11,826	12,690	0.08%
ITU	4,034	4,715	27,408	49,871	31,442	54,586	0.34%
OPCW	2,465	4,628	8,417	16,763	10,882	21,392	0.13%
PAHO	625,025	557,214	9,882	27,772	634,906	584,986	3.64%
UNAIDS	Data N/A	5,044	Data N/A	33,172	Data N/A	38,217	0.24%
UNDP	761,676	811,168	2,412,240	1,817,718	3,173,916	2,628,885	16.35%
UNECA	12,589	9,498	5,260	2,276	17,849	11,774	0.07%
UNESCO	11,141	12,774	109,920	92,624	121,061	105,397	0.66%
UNFPA	215,365	216,887	119,852	148,980	335,217	365,866	2.27%
UNHCR	284,425	533,819	277,645	418,816	562,070	952,635	5.92%
UNICEF	1,870,145	2,251,686	587,016	489,333	2,457,161	2,741,019	17.04%
UNIDO	35,930	19,819	91,351	65,537	127,281	85,356	0.53%
UN/DPD	1,044,293	1,123,312	1,827,435	1,873,770	2,871,728	2,997,081	18.63%
UNOG	11,649	19,827	76,021	89,057	87,670	108,885	0.68%
UNON	15,366	11,434	28,090	65,220	43,456	76,654	0.48%
UNOPS	247,130	250,228	492,590	499,103	739,720	749,332	4.66%
UNOV	4,362	7,945	6,159	11,890	10,522	19,835	0.12%
UNRWA	140,935	167,357	151,219	122,167	292,154	289,524	1.80%
UNU	22	967	1,160	8,603	1,183	9,570	0.06%
UNV	166	492	13,131	12,864	13,297	13,357	0.08%
UNWOMEN	6,972	7,325	70,224	69,004	77,196	76,328	0.47%
UPU	688	2,989			688	2,989	0.02%
WFP	1,263,143	1,160,831	1,220,840	1,315,727	2,483,983	2,476,558	15.40%
WHO	135,093	210,421	554,500	561,425	689,593	771,846	4.80%
WIPO		5,086	127,094	145,864	127,094	150,950	0.94%
WMO	944	500	12,545	5,144	13,489	5,644	0.04%
WTO	112	174	4,614	3,297	4,726	3,472	0.02%
<b>TOTAL</b>	<b>6,807,624</b>	<b>7,633,777</b>	<b>8,564,476</b>	<b>8,449,657</b>	<b>15,372,102</b>	<b>16,083,434</b>	<b>100.00%</b>

The UN Annual Statistical Report presents all data in US dollars. Some organizations, have their budgets and accounting in currencies other than US dollars thereby necessitating currency conversion using an average annual conversion rate. Due to extreme exchange rate fluctuations, data presented in US dollars may show trends in terms of procurement volume increases or decreases that are the reciprocal of the trend shown by the data in the original currency.

Supplier Country	(USD Thousand)					
	ESCWA	ECA	Agencies ECLAC	FAO	IAEA	IFAD
Afghanistan				2,768.08		
Albania				5.87		
Algeria				16.40		
Andorra						
Angola				531.14		
Antigua and Barbuda				86.98		
Argentina			21.52	148.99	2.37	
Armenia				346.96	34.57	
Australia				546.31	98.95	
Austria	3.80			266.69	32,123.78	
Azerbaijan				33.71		
Bahamas				5.07		
Bahrain						
Bangladesh				11,449.98		
Barbados				30.21		
Belarus						
Belgium	11.59	14.16		1,126.83	1,490.51	1.13
Belize				26.74		
Benin				320.70		
Bhutan				29.89		
Bolivia (Plurinational State of)				1,146.11		
Bosnia and Herzegovina						
Botswana				438.37		
Brazil				246.82		
Brunei Darussalam						
Bulgaria				830.55	126.73	
Burkina Faso				1,211.36	86.12	
Burundi				851.48		
Cabo Verde				365.58		
Cambodia				444.89		
Cameroon				272.03		
Canada				32.82	2,836.77	
Central African Republic				468.80		
Chad				700.58		
Chile			2,187.01	310.62		
China		74.60		1,450.99	177.47	
Colombia				1,367.39	10.72	
Comoros				9.43		
Congo, Republic of the				113.47		
Costa Rica				34.29	469.51	
Côte d'Ivoire				224.66		
Croatia					214.20	
Cuba				22.20	7.62	
Cyprus		25.98				
Czech Republic					863.62	
Democratic People's Rep. of Korea (North)				424.29		
Democratic Republic of the Congo				2,479.21		
Denmark	44.44	1,838.28	182.32	3,647.47	286.32	615.14
Djibouti				68.87		
Dominica				5.79		
Dominican Republic				127.62		
Ecuador				455.70	213.76	
Egypt				657.77	125.33	
El Salvador				593.58		
Equatorial Guinea				32.90		
Eritrea				67.90		
Estonia						
Ethiopia		1,145.17		2,779.47	73.27	
Fiji				50.47		
Finland				52.20	7.55	
France		218.79	42.64	922.15	3,302.64	4.30
Gabon				142.96		
Gambia				312.76		
Georgia				10.27		
Germany	62.13	141.58	11.69	1,964.83	14,051.43	0.28
Ghana				552.71		
Greece						
Grenada				9.18		
Guatemala				242.49		1.00
Guinea				410.45		
Guinea-Bissau				250.56		
Guyana				14.76		
Haiti				939.26		
Honduras				718.39		
Hungary		9.26		91.43	5,255.38	
Iceland						
India				507.96		
Indonesia				336.88	89.71	
Iran (Islamic Republic of)				4.22		
Iraq						
Ireland	50.24	224.29		139.54	1,019.20	

Supplier Country	(USD Thousand)					
	ESCWA	ECA	Agencies ECLAC	FAO	IAEA	IFAD
Israel		10.75		630.92	181.26	
Italy	6.79	302.97		8,206.07	2,854.38	1,531.44
Jamaica				39.69	14.48	
Japan	41.43			135.98	532.85	
Jordan	10.50			3,040.65		
Kazakhstan				5.00	18.96	
Kenya		810.57		3,980.35	23.69	
Kiribati				4.32		
Kuwait						
Kyrgyzstan				119.23		
Lao People's Democratic Republic				181.13		
Latvia					520.89	
Lebanon	807.56			974.60		
Lesotho				1,218.69		
Liberia				764.05		
Libya						
Liechtenstein						
Lithuania					41.94	
Luxembourg				80.50	165.46	
Madagascar				2,053.78		
Malawi				1,391.38		
Malaysia				7.08		
Maldives						
Mali				2,542.44		
Malta						
Marshall Islands				70.38		
Mauritania				600.60		
Mauritius				42.30		
Mexico			127.13	512.69	148.86	
Micronesia (Federated States of)				34.17		
Monaco						
Mongolia				23.31		
Montenegro						
Morocco		21.25		83.53	48.61	
Mozambique				677.34		
Myanmar				714.81		
Namibia				121.08		
Nauru						
Nepal				68.65		
Netherlands		123.60		3,294.33	651.55	14.69
New Zealand				479.23		
Nicaragua				927.87		
Niger				2,204.67		
Nigeria				594.30		
Norway				2.85		
Oman				2.96		
Pakistan				3,464.55	20.13	
Palau				1.75		
Panama				209.07	26.41	
Papua New Guinea				41.80		
Paraguay				141.66		
Peru				385.02	21.82	
Philippines				4,490.79	115.33	
Poland					95.04	
Portugal				95.01		
Qatar						
Republic of Korea, (South)					37.19	
Republic of Moldova				26.62		
Romania						
Russian Federation				322.73	865.49	
Rwanda				167.57		
Saint Kitts and Nevis				0.34		
Saint Lucia				67.06		
Saint Vincent and the Grenadines				12.97		
Samoa				230.24		
San Marino				0.10		
Sao Tome and Principe						
Saudi Arabia				1,097.42		
Senegal				915.36		
Serbia					151.62	
Seychelles				13.37		
Sierra Leone				97.01		
Singapore				19.43	97.06	
Slovakia					356.50	
Slovenia					40.71	
Solomon Islands				3.83		
Somalia				844.38		
South Africa		173.89		3,335.12	333.18	
South Sudan				1,281.47		
Spain		29.68	4.50	497.12	210.33	4.57

(USD Thousand)

Supplier Country	Agencies					
	ESCWA	ECA	ECLAC	FAO	IAEA	IFAD
Sri Lanka				1,952.40		
Sudan				2,560.78		
Suriname						
Swaziland				852.16		
Sweden		38.45		8.18	413.51	
Switzerland	11.23	49.40		237.97	410.57	16.37
Syrian Arab Republic				5,949.27		
Tajikistan				370.00		
Thailand				710.76		
The former Yugoslav Republic of Macedonia				12.41		
Timor-Leste				47.57		
Togo				321.88		
Tonga				104.50		
Trinidad and Tobago			175.44	40.06		
Tunisia				214.73		
Turkey		45.51		148.29		
Turkmenistan						
Tuvalu				13.13		
Uganda				1,375.22		
Ukraine				4.02	248.23	
United Arab Emirates	32.24	619.89		1,740.05		3.03
United Kingdom of GBr & Northern Ireland	35.36	974.68		4,931.58	3,715.24	34.70
United Republic of Tanzania				132.01		
United States of America	334.23	2,605.44	829.44	2,764.25	5,206.74	48.76
Uruguay				25.09		
Uzbekistan					10.60	
Vanuatu				44.93		
Venezuela (Bolivarian Republic of)				2.56		
Viet Nam				476.61	74.95	
Yemen				1,181.08		
Zambia				465.86		
Zimbabwe				4,283.44		
<b>Sub-Total</b>	<b>1,451.52</b>	<b>9,498.17</b>	<b>3,581.68</b>	<b>131,860.51</b>	<b>80,621.09</b>	<b>2,275.40</b>
Unspecified Countries		0.15		3.17		
Global Projects						
Interregional Projects						
Arab Countries *				5,122.35		
African Countries						
Asian Countries				6.89		
European Countries						
Latin America And The Caribbean			41.46			
<b>Grand-Total</b>	<b>1,451.52</b>	<b>9,498.32</b>	<b>3,623.14</b>	<b>136,992.91</b>	<b>80,621.09</b>	<b>2,275.40</b>
<b>Developed Countries:</b>	601.23	6,607.30	1,070.58	30,984.93	76,859.82	2,271.37
Percentage	41.42%	69.56%	29.55%	22.62%	95.33%	99.82%
<b>Developing Countries/ Economies In Transition:</b>	850.30	2,890.87	2,552.55	106,004.82	3,761.27	4.03
Percentage	58.58%	30.44%	70.45%	77.38%	4.67%	0.18%
<b>Arab States</b>	850.30	641.14		24,169.10	173.94	3.03
Percentage	58.58%	6.75%		17.64%	0.22%	0.00
<b>Africa</b>		2,129.62		41,357.92	516.26	
Percentage		0.22		0.30	0.64%	
<b>Asia &amp; Pacific</b>		74.60		30,174.70	611.85	
Percentage		0.01		0.22	0.76%	
<b>Europe &amp; Cis</b>		45.51		1,378.50	1,543.67	
Percentage		0.00		0.01	1.91%	
<b>Latin America &amp; The Caribbean</b>			2,552.55	8,897.99	915.55	1.00
Percentage			70.45%	0.06	1.14%	0.00
<b>Others</b>		0.15		3.17		
Percentage		0.00%		0.00%		

\* Procurement from the State of Palestine

Supplier Country	Agencies						(USD Thousand)
	ILO	ITC	ITU	OPCW	PAHO	UNAIDS	
Afghanistan	4.80		2.65				
Albania	5.06						
Algeria						5.43	
Andorra							
Angola						11.04	
Antigua and Barbuda							
Argentina					1,107.56	5.11	
Armenia							
Australia		9.47	73.84		850.40		
Austria							
Azerbaijan							
Bahamas					2.85		
Bahrain							
Bangladesh						16.82	
Barbados							
Belarus							
Belgium	0.02			15.32	113,985.57	0.84	
Belize							
Benin						110.53	
Bhutan			41.42				
Bolivia (Plurinational State of)	54.46					1.30	
Bosnia and Herzegovina	3.45						
Botswana						25.15	
Brazil					6,682.12	14.39	
Brunei Darussalam							
Bulgaria							
Burkina Faso			2.52			10.06	
Burundi						54.09	
Cabo Verde							
Cambodia	18.58	2.81				5.56	
Cameroon			5.25			22.59	
Canada	26.63		2.22	1.26	1,601.71		
Central African Republic						35.56	
Chad						49.60	
Chile					75.82		
China	4.06	39.54	9.03			22.28	
Colombia	25.87				966.12	9.52	
Comoros			107.59				
Congo, Republic of the						58.46	
Costa Rica					33.00		
Côte d'Ivoire			33.27			141.53	
Croatia							
Cuba					6.40		
Cyprus							
Czech Republic	0.23		0.34	6.32			
Democratic People's Rep. of Korea (North)							
Democratic Republic of the Congo						73.73	
Denmark	1,678.97				2,727.92	432.20	
Djibouti						23.19	
Dominica							
Dominican Republic					61.95	0.69	
Ecuador					157.99	1.97	
Egypt	270.01					62.98	
El Salvador					37.17	12.53	
Equatorial Guinea							
Eritrea						25.87	
Estonia							
Ethiopia	51.63					37.29	
Fiji		22.92				31.94	
Finland	97.80			30.05			
France	122.88	117.91	581.02	2.58	68,505.57	234.05	
Gabon						13.22	
Gambia			78.44			17.81	
Georgia			18.37				
Germany	32.89	66.48	53.50	1,093.37	2,279.48	55.47	
Ghana						39.61	
Greece	0.67					4.00	
Grenada							
Guatemala					1,266.61	59.78	
Guinea						17.74	
Guinea-Bissau							
Guyana						8.25	
Haiti	15.85					12.96	
Honduras						1.57	
Hungary	51.29						
Iceland							
India	45.71		7.80		79,714.15	88.27	
Indonesia	204.50		1.65			18.40	
Iran (Islamic Republic of)						0.52	
Iraq							
Ireland	50.20	306.00	67.80	8.26	124.80	24.81	

Supplier Country	Agencies						(USD Thousand)
	ILO	ITC	ITU	OPCW	PAHO	UNAIDS	
Israel	51.89		7.13		632.68	1.96	
Italy	115.11				3,264.41		
Jamaica						7.08	
Japan	228.81					31.01	
Jordan	26.42						
Kazakhstan						5.79	
Kenya		232.48				87.41	
Kiribati							
Kuwait	7.62						
Kyrgyzstan							
Lao People's Democratic Republic	8.14					1.91	
Latvia							
Lebanon	200.80			73.33			
Lesotho						29.93	
Liberia						24.04	
Libya							
Liechtenstein							
Lithuania			10.65				
Luxembourg				302.00	1,839.47		
Madagascar						66.10	
Malawi						13.96	
Malaysia	0.05		13.12		0.11	4.00	
Maldives							
Mali			245.63			41.92	
Malta						6.99	
Marshall Islands							
Mauritania						38.81	
Mauritius							
Mexico					669.30		
Micronesia (Federated States of)							
Monaco							
Mongolia							
Montenegro							
Morocco						3.99	
Mozambique						116.60	
Myanmar						75.83	
Namibia						7.01	
Nauru							
Nepal						26.47	
Netherlands	212.33	9.14		1,939.69	95,505.72	74.25	
New Zealand							
Nicaragua							
Niger			12.66			20.34	
Nigeria						37.09	
Norway		0.59		14.57	358.96		
Oman							
Pakistan			12.26			42.19	
Palau							
Panama	13.13				4,798.61	40.42	
Papua New Guinea						23.68	
Paraguay							
Peru	188.51				31.36	3.00	
Philippines						3.66	
Poland	0.64						
Portugal							
Qatar							
Republic of Korea, (South)					38,191.31	15.92	
Republic of Moldova	7.18					2.60	
Romania							
Russian Federation			106.50			1.48	
Rwanda						36.09	
Saint Kitts and Nevis							
Saint Lucia							
Saint Vincent and the Grenadines							
Samoa							
San Marino							
Sao Tome and Principe							
Saudi Arabia							
Senegal		19.43	2.44			169.68	
Serbia	1.44		1.78				
Seychelles							
Sierra Leone						12.24	
Singapore	112.94					3.36	
Slovakia							
Slovenia		2.61					
Solomon Islands							
Somalia							
South Africa	92.46					211.31	
South Sudan						96.22	
Spain	4.02				754.67	3.41	

Supplier Country	Agencies						(USD Thousand)
	ILO	ITC	ITU	OPCW	PAHO	UNAIDS	
Sri Lanka			9.72				8.16
Sudan							29.67
Suriname							
Swaziland							21.79
Sweden		10.52	1.32				
Switzerland	5,085.82	950.32	2,337.68	29.80	873.59		794.80
Syrian Arab Republic							
Tajikistan							10.73
Thailand	519.51		100.91				128.98
The former Yugoslav Republic of Macedonia	3.70						
Timor-Leste							
Togo							26.92
Tonga							
Trinidad and Tobago	37.70						15.05
Tunisia	37.89						1.88
Turkey							
Turkmenistan							
Tuvalu							
Uganda	6.89		2.14				46.15
Ukraine	2.15						37.46
United Arab Emirates	93.76		1.83		1,043.21		96.52
United Kingdom of GBr & Northern Ireland	688.88	49.97	47.30	852.44	70,234.31		18.72
United Republic of Tanzania			47.98				13.07
United States of America	223.67	15.42	610.00	259.44	58,542.76		373.95
Uruguay					276.34		6.39
Uzbekistan							
Vanuatu							
Venezuela (Bolivarian Republic of)	0.34						11.82
Viet Nam							25.60
Yemen	41.64						0.67
Zambia							61.73
Zimbabwe							27.86
<b>Sub-Total</b>	<b>10,778.99</b>	<b>1,855.60</b>	<b>4,657.75</b>	<b>4,628.42</b>	<b>557,203.97</b>		<b>5,044.36</b>
Unspecified Countries							
Global Projects							
Interregional Projects							
Arab Countries *	36.60		56.97				
African Countries							
Asian Countries							
European Countries							
Latin America And The Caribbean					10.01		
<b>Grand-Total</b>	<b>10,815.59</b>	<b>1,855.60</b>	<b>4,714.72</b>	<b>4,628.42</b>	<b>557,213.97</b>		<b>5,044.36</b>
<b>Developed Countries:</b>	8,672.74	1,538.43	3,792.79	4,555.10	422,082.01		2,056.46
Percentage	80.19%	82.91%	80.45%	98.42%	75.75%		40.77%
<b>Developing Countries/ Economies In Transition:</b>	2,142.85	317.17	921.94	73.33	135,131.97		2,987.90
Percentage	19.81%	17.09%	19.55%	1.58%	24.25%		59.23%
<b>Arab States</b>	714.75		166.39	73.33	1,043.21		263.65
Percentage	6.61%		3.53%	0.02	0.19%		0.05
<b>Africa</b>	150.99	251.91	430.33				1,911.34
Percentage	1.40%	0.14	9.13%				0.38
<b>Asia &amp; Pacific</b>	918.29	65.26	198.56		117,905.57		543.02
Percentage	8.49%	0.04	4.21%		21.16%		0.11
<b>Europe &amp; Cis</b>	15.79		126.65				55.47
Percentage	0.15%		2.69%				0.01
<b>Latin America &amp; The Caribbean</b>	335.86				16,183.19		211.83
Percentage	3.11%				2.90%		0.04
<b>Others</b>							
Percentage							

\* Procurement from the State of Palestine

(USD Thousand)

Supplier Country	Agencies					
	UNDP	UNESCO	UNFPA	UNHCR	UNICEF	UNIDO
Afghanistan	16,865.57	112.40	488.41	6,754.20	4,174.72	40.31
Albania	231.46		2.37	279.24	102.77	
Algeria	885.09		8.50	105.74	397.02	
Andorra						
Angola	5,674.09		24.92	28.18	663.40	
Antigua and Barbuda	2.45					
Argentina	103,339.35	39.76		21.68	2,522.44	245.96
Armenia	3,139.81		8.75	208.61	82.02	26.77
Australia	586.42	0.19		3,894.55	867.55	
Austria	11,764.99	29.34	32.02	4.34	723.80	443.42
Azerbaijan	1,162.51		83.53	8.11	74.28	15.00
Bahamas						
Bahrain	62.05					
Bangladesh	5,478.83	52.79	200.18	630.41	5,382.40	515.50
Barbados	773.22		1.79		30.50	
Belarus	3,243.51		1.83	59.86	25.64	
Belgium	3,400.62	73.58	1,350.10	27,589.18	313,415.60	
Belize	1,035.56	5.13			44.03	
Benin	2,935.75	19.25	69.71	95.48	862.78	
Bhutan	384.45		8.33		130.64	9.37
Bolivia (Plurinational State of)	1,382.79		28.20		293.30	
Bosnia and Herzegovina	2,316.91	9.07	24.13	59.37	507.00	
Botswana	237.01	4.91	24.15	724.27		
Brazil	25,376.98	297.53	40.37	2.87	5,486.66	6.40
Brunei Darussalam						
Bulgaria	382.88	0.08		34.83	1,696.14	
Burkina Faso	1,396.73	0.26	236.01	1,067.22	3,269.37	0.01
Burundi	902.61		129.76	1,234.55	1,263.56	0.13
Cabo Verde	424.95					82.23
Cambodia	450.38	112.83	78.58		1,198.90	44.35
Cameroon	1,195.31	339.41	266.15	1,784.37	1,604.09	1,633.75
Canada	621.41	79.50	5.47	724.31	8,704.47	15.87
Central African Republic	474.34		220.90	257.53	1,561.18	
Chad	1,726.92	95.29	270.47	4,318.13	3,943.31	0.13
Chile	1,866.43	80.69			144.64	
China	15,882.91	126.79	17,179.91	238.08	46,958.04	317.99
Colombia	5,409.87		330.89	425.73	116.74	1.30
Comoros	368.76				337.11	1.47
Congo, Republic of the	647.90	69.91	51.46	1,609.68	93.15	
Costa Rica	708.13	29.43	26.11	17.05	46.28	
Côte d'Ivoire	2,186.41	134.42	665.80	498.39	2,427.35	8.55
Croatia	914.85	18.25		30.73	238.40	6.15
Cuba	15,485.72	23.02	5.60		659.61	
Cyprus	76.75			8.41	5,333.98	
Czech Republic	31.44			5.83	357.41	24.68
Democratic People's Rep. of Korea (North)	160.91				1,875.53	
Democratic Republic of the Congo	3,967.66	483.68	602.72	4,470.95	5,030.88	
Denmark	175,232.66	216.04	9,647.27	14,798.58	23,952.93	226.38
Djibouti	751.76		13.09	345.70	200.91	79.48
Dominica						
Dominican Republic	982.93	59.48	10.44		1,915.22	
Ecuador	701.56	108.92	1,995.49	144.62	103.09	172.57
Egypt	4,281.95	66.80	87.20	1,831.19	925.92	75.11
El Salvador	15,466.62		54.18		315.09	
Equatorial Guinea	1,745.69		16.32		132.24	
Eritrea	1,650.58	6.05	39.98	63.87	46.33	
Estonia						
Ethiopia	7,412.49	27.38	151.72	6,677.57	8,422.00	166.68
Fiji	200.18		213.55		137.26	
Finland	3,012.25		21,986.57	698.11	2,187.41	
France	16,795.33	3,337.03	362.31	4,773.58	186,574.15	111.16
Gabon	382.50	89.42	67.32	2.24	132.88	
Gambia	796.90		251.25	199.42	88.58	53.06
Georgia	1,638.87		5.70	363.80	388.38	
Germany	12,839.60	74.38	35,445.83	7,637.40	35,628.67	1,730.74
Ghana	1,450.77	37.81	329.19	523.10	1,367.36	42.27
Greece	25.47			694.10	2,211.13	
Grenada	20.62					
Guatemala	950.31	59.97	34.62		1,446.63	48.92
Guinea	3,307.59	2.60	140.38	676.39	671.19	1.37
Guinea-Bissau	1,365.42		75.61	24.60	284.85	
Guyana	185.55		0.90		44.80	
Haiti	2,736.77	36.03	52.13		2,565.25	35.03
Honduras	2,223.98		62.37		232.54	3.93
Hungary	6.43		200.78	132.05	86.94	
Iceland						
India	16,319.61	192.70	14,655.16	47,030.59	640,353.88	1,275.70
Indonesia	1,856.13	91.05	72.98	44.13	27,540.28	24.28
Iran (Islamic Republic of)	1,471.45	67.42	11.82	2,768.52	85.28	137.01
Iraq	309.19	148.53	229.10	10,181.26	4,628.15	2.38
Ireland	397.42	1.25	26.04		1,809.71	



Supplier Country	(USD Thousand)					
	Agencies					
	UNDP	UNESCO	UNFPA	UNHCR	UNICEF	UNIDO
Israel	1,000.07	27.41	210.17	11.42	10,009.26	
Italy	898.75	1,844.70	2,491.98	770.28	18,693.24	3,471.60
Jamaica	455.60	66.32	5.59		137.16	
Japan	764.55	80.16	146.20	22,162.72	13,285.42	
Jordan	1,402.97	197.72	234.57	50,604.13	25,061.91	11.66
Kazakhstan	679.13	53.37	7.13	60.88	133.60	
Kenya	9,892.20	97.28	277.21	23,227.34	10,603.65	79.30
Kiribati	4.47					
Kuwait	686.93			9,252.02		
Kyrgyzstan	1,653.31	5.05	81.69	48.74	1,073.50	3.18
Lao People's Democratic Republic	2,366.00	1.57	41.73		863.82	9.75
Latvia	25.30					
Lebanon	5,612.19	85.20	63.32	45,702.31	29,149.38	568.11
Lesotho	419.70		84.39		101.82	
Liberia	1,211.29	56.55	223.08	2,009.06	1,231.73	80.45
Libya	245.30		13.46	520.27	310.67	90.37
Liechtenstein						
Lithuania	4.70					
Luxembourg	29.28	19.49			8,201.75	
Madagascar	1,367.01	8.85	622.66		4,999.38	
Malawi	1,985.74	11.88	224.59	224.04	5,586.57	
Malaysia	565.81	9.03	1,667.67	1,026.60	1,778.90	54.19
Maldives	154.68		2.56		16.95	4.17
Mali	4,018.34	50.93	629.86	946.19	8,024.74	
Malta	0.77			9.08		4.66
Marshall Islands	5.14		29.51			
Mauritania	882.38	0.36	283.56	4,896.87	869.99	
Mauritius	480.53				3.85	6.26
Mexico	2,088.50	88.68	49.86	57.09	124.90	64.26
Micronesia (Federated States of)						
Monaco	793.13					
Mongolia	591.13	0.62	1,380.85		1,077.00	18.87
Montenegro	961.61			119.20	119.56	
Morocco	694.73	61.77	9.63	69.92	86.59	26.65
Mozambique	2,739.56	37.15	193.78	35.22	3,462.71	65.21
Myanmar	860.17	8.70	1,054.03	3,339.97	2,252.68	4.84
Namibia	239.77	69.22	73.90	263.14	244.75	1.12
Nauru						
Nepal	2,508.55	51.36	44.01	156.42	884.18	1.86
Netherlands	25,887.13	71.90	47,652.58	4,882.40	26,272.27	1,261.74
New Zealand	289.47	1.15		0.01	88.82	
Nicaragua	1,783.85		541.31		229.16	16.73
Niger	1,581.48	0.27	178.84	2,065.08	5,276.54	
Nigeria	1,199.53	40.27	401.94	1,266.62	3,406.60	21.83
Norway	1,435.43	0.30	61.88	1,420.52	1,825.02	
Oman			7.32	190.54	96.98	
Pakistan	1,828.06	242.46	74.07	33,607.24	12,155.31	215.69
Palau	7.24					
Panama	6,619.94	1.73	58.13	25.76	281.79	15.60
Papua New Guinea	135.75		14.42		108.28	
Paraguay	1,632.04		5.48		50.79	
Peru	5,764.67	4.50	81.90		90.78	3.26
Philippines	2,932.26		2,679.36	323.02	9,876.44	52.35
Poland	10.84	0.25		10.50	205.61	90.63
Portugal	3.10			72.69	132.33	2.69
Qatar	0.46	20.26			48.96	
Republic of Korea, (South)	2,233.98		753.23		6,785.74	35.28
Republic of Moldova	775.59		3.81	63.06	11.74	67.15
Romania	265.27			23.76	2,302.87	
Russian Federation	1,211.84	9.84		148.61	7,583.05	239.26
Rwanda	615.60	6.88	290.70	1,255.08	1,120.04	0.32
Saint Kitts and Nevis						
Saint Lucia						
Saint Vincent and the Grenadines	0.20					
Samoa	533.15	45.71				
San Marino						
Sao Tome and Principe	113.31	7.27	1.33		3.28	
Saudi Arabia	638.26	38.90		161.55	27.60	0.40
Senegal	1,099.29	222.54	147.85	416.44	3,045.01	0.08
Serbia	342.74		6.53	169.95	165.08	4.97
Seychelles	19.19				66.63	
Sierra Leone	1,421.50		221.00	414.58	1,970.57	118.41
Singapore	351.19	0.47	1.44		813.68	
Slovakia	126.20				1,441.22	
Slovenia						2.96
Solomon Islands	629.49				3.14	
Somalia	1,416.53		141.98	111.21	597.60	19.71
South Africa	11,450.82	0.63	263.31	280.20	13,748.35	64.25
South Sudan	5,349.56	177.67		2,667.24	2,605.45	72.45
Spain	9,284.67	320.05	440.47	1,927.72	3,330.69	466.39

(USD Thousand)

Supplier Country	Agencies					
	UNDP	UNESCO	UNFPA	UNHCR	UNICEF	UNIDO
Sri Lanka	1,560.87		50.01	258.82	1,050.69	7.08
Sudan	3,714.59	42.13	858.26	3,395.10	6,182.75	508.72
Suriname	166.35				7.20	
Swaziland	978.88		52.01		81.15	
Sweden	6.54	0.39	7.10	2,463.74	10,663.51	51.95
Switzerland	313.35	63.97	17.43	5,117.18	189,940.75	276.36
Syrian Arab Republic	1,971.54		1,913.33	14,446.57	9,119.24	36.64
Tajikistan	3,145.02	3.54	94.75	3.49	442.79	
Thailand	642.64	300.59	1,284.55	246.93	5,892.74	32.38
The former Yugoslav Republic of Macedonia	442.40		3.04	75.55	65.11	349.30
Timor-Leste	3,390.55	62.97	94.95		497.62	
Togo	1,611.84		199.32	247.90	436.31	
Tonga	58.80					
Trinidad and Tobago	119.49	1.04	5.16		1.42	
Tunisia	812.18	15.77	8.09	110.66	26.98	24.48
Turkey	4,989.97	14.58	1,254.07	43,224.95	5,692.45	52.42
Turkmenistan	631.09		0.41		79.38	0.89
Tuvalu	248.14					
Uganda	2,673.91	3.50	295.59	6,175.37	3,459.79	9.49
Ukraine	506.12		38.23	201.32	142.16	46.01
United Arab Emirates	17,389.45	0.03	274.61	52,261.64	10,922.14	75.81
United Kingdom of GB & Northern Ireland	9,671.42	571.62	12,627.51	12,542.95	48,357.47	1,125.23
United Republic of Tanzania	2,864.44	61.51	142.95	3,779.31	25,029.22	58.81
United States of America	26,416.20	238.75	23,360.52	11,573.30	296,253.54	1,434.69
Uruguay	801.68	25.64	27.08		299.02	
Uzbekistan	2,526.87	11.54	18.64		447.53	
Vanuatu	24.97				216.71	
Venezuela (Bolivarian Republic of)	4,635.16	17.74	35.62	132.44	256.16	62.40
Viet Nam	832.53	92.65	82.47		30.88	650.49
Yemen	6,094.64	3.00	64.28	1,738.43	5,206.47	
Zambia	3,328.04	47.12	44.54	396.96	3,110.67	4.76
Zimbabwe	42,123.65	74.42	698.64	1,159.21	3,307.51	
<b>Sub-Total</b>	<b>804,053.46</b>	<b>12,659.29</b>	<b>216,435.39</b>	<b>533,371.18</b>	<b>2,248,502.06</b>	<b>19,771.94</b>
Unspecified Countries						10.65
Global Projects						
Interregional Projects						
Arab Countries *	6,715.28	114.63	96.15		3,184.41	
African Countries	95.89			30.13		
Asian Countries	16.38					36.83
European Countries	277.03		1.45	417.76		
Latin America And The Caribbean	9.64		353.54			
<b>Grand-Total</b>	<b>811,167.69</b>	<b>12,773.92</b>	<b>216,886.52</b>	<b>533,819.07</b>	<b>2,251,686.48</b>	<b>19,819.42</b>
<b>Developed Countries:</b>	<b>302,399.84</b>	<b>7,051.53</b>	<b>156,072.25</b>	<b>123,983.52</b>	<b>1,214,553.63</b>	<b>10,741.16</b>
Percentage	37.28%	55.20%	71.96%	23.23%	53.94%	54.20%
<b>Developing Countries/ Economies In Transition:</b>	<b>508,767.85</b>	<b>5,722.38</b>	<b>60,814.28</b>	<b>409,835.55</b>	<b>1,037,132.85</b>	<b>9,067.61</b>
Percentage	62.72%	44.80%	28.04%	76.77%	46.06%	45.75%
<b>Arab States</b>	<b>56,407.65</b>	<b>862.53</b>	<b>4,318.26</b>	<b>198,693.65</b>	<b>97,466.06</b>	<b>1,657.98</b>
Percentage	6.95%	0.07	1.99%	37.22%	4.33%	0.08
<b>Africa</b>	<b>138,762.67</b>	<b>2,284.31</b>	<b>8,901.30</b>	<b>71,115.04</b>	<b>132,790.79</b>	<b>2,570.92</b>
Percentage	17.11%	0.18	4.10%	0.13	5.90%	0.13
<b>Asia &amp; Pacific</b>	<b>80,073.70</b>	<b>1,504.70</b>	<b>42,151.94</b>	<b>93,656.39</b>	<b>772,056.39</b>	<b>3,351.26</b>
Percentage	9.87%	0.12	19.44%	0.18	34.29%	0.17
<b>Europe &amp; Cis</b>	<b>30,015.07</b>	<b>125.25</b>	<b>1,632.23</b>	<b>45,480.16</b>	<b>17,362.70</b>	<b>743.94</b>
Percentage	3.70%	0.01	0.75%	0.09	0.77%	0.04
<b>Latin America &amp; The Caribbean</b>	<b>202,733.17</b>	<b>945.59</b>	<b>3,806.72</b>	<b>827.25</b>	<b>17,445.17</b>	<b>676.36</b>
Percentage	24.99%	0.07	1.76%	0.00	0.77%	0.03
<b>Others</b>						<b>10.65</b>
Percentage						0.05%

\* Procurement from the State of Palestine

Supplier Country	(USD Thousand)					
	UNOG	UNON	UNOPS	UNOV	UN/PD	UNRWA
Afghanistan		714.84	3,889.88		9,196.45	
Albania						
Algeria					228.06	
Andorra						
Angola						
Antigua and Barbuda						
Argentina			5,220.94			
Armenia			2.85			
Australia	13.86		295.52	0.49	64,501.22	
Austria		383.39	490.08	2,090.95	6,629.41	71.38
Azerbaijan			17.07			
Bahamas						
Bahrain		13.67				12.21
Bangladesh			0.78			
Barbados			5.08			
Belarus			5.43			
Belgium	23.53	19.91	73.37	80.27	785.35	2,130.28
Belize			22.21		109.95	
Benin			2.72			
Bhutan			6.14			
Bolivia (Plurinational State of)						
Bosnia and Herzegovina			0.18			
Botswana			21.39			
Brazil		44.52	55.44			
Brunei Darussalam						
Bulgaria			169.93			
Burkina Faso			61.52			
Burundi			18.25		637.95	
Cabo Verde			0.23	20.00		
Cambodia			292.37			
Cameroon			18.63			
Canada	14.27	110.93	3,151.76	2.12	2,794.49	11.23
Central African Republic			3.70		743.74	
Chad			9.17			
Chile			49.35			
China	2.50	3.93	9,507.45	467.32	18,201.09	57.93
Colombia		63.12	114.82			
Comoros						
Congo, Republic of the			5.41			
Costa Rica			34.53			
Côte d'Ivoire			160.12		25,326.55	
Croatia			2.45			
Cuba		2.90				
Cyprus		5.14	9.41		1,910.75	1,432.19
Czech Republic			1,328.94	0.83	3,408.71	
Democratic People's Rep. of Korea (North)						
Democratic Republic of the Congo			1,729.85		3,093.89	
Denmark	279.80	368.48	13,742.36	2,586.47	35,523.19	166.41
Djibouti			5.55			
Dominica						
Dominican Republic			4.86		883.18	
Ecuador		13.02				
Egypt			19.31		215.70	558.83
El Salvador		9.40	99.04			
Equatorial Guinea						
Eritrea						
Estonia						
Ethiopia		1.46	388.23		214.00	
Fiji						
Finland	4.35		18.69		82.24	
France	839.34	188.64	5,021.41	229.21	25,071.40	83.25
Gabon			1.78		30.00	
Gambia			6.54			
Georgia			17.33			
Germany	2,153.69	125.24	1,359.60	64.24	33,579.62	199.69
Ghana			7.07		81.62	
Greece		5.83	129.07		8.87	
Grenada						
Guatemala		16.53	2,595.43			
Guinea			22.71			
Guinea-Bissau					667.81	
Guyana						
Haiti		21.73	6,210.69		1,180.80	
Honduras			6.97			
Hungary		11.52		11.86		
Iceland						
India			8,967.61		246.44	126.05
Indonesia			311.09			
Iran (Islamic Republic of)			3.39			
Iraq		67.88	17.80		3,156.57	
Ireland		7.33	383.31	0.84	335.49	

Supplier Country	(USD Thousand)					
	UNOG	UNON	UNOPS	UNOV	UN/PD	UNRWA
Israel			231.93		4,975.31	6,799.97
Italy		1.32	2,168.34	278.33	27,655.95	537.06
Jamaica		79.96				
Japan		10.97	35,293.04	36.00	7,778.59	46.50
Jordan		212.04	9,423.52		232.15	14,313.40
Kazakhstan			0.54			
Kenya		2,605.45	8,724.15		12,909.78	38.74
Kiribati						
Kuwait			451.27		46,428.18	0.78
Kyrgyzstan			0.15			
Lao People's Democratic Republic						
Latvia						
Lebanon			890.28	0.26	42,947.35	19,476.51
Lesotho			21.84			
Liberia			1,182.27		29,126.83	
Libya			23.64		165.45	
Liechtenstein		23.40				
Lithuania						
Luxembourg				3.56	18.32	
Madagascar						
Malawi						
Malaysia			19.27			
Maldives			435.51			
Mali			111.81		9,116.06	
Malta						
Marshall Islands						
Mauritania						
Mauritius			72.46		81.11	
Mexico		0.10	117.75			
Micronesia (Federated States of)			1.05			
Monaco						
Mongolia			5.64			
Montenegro						
Morocco			45.73		3,743.60	
Mozambique			8.70			
Myanmar		196.95	2,486.36			
Namibia			1.47			
Nauru						
Nepal			9.27			
Netherlands	119.41		10,616.33	185.96	8,767.57	22,841.41
New Zealand			319.37		1,858.25	
Nicaragua			77.65			
Niger			1.94			
Nigeria			437.42		51.76	
Norway			103.42		60.25	16.15
Oman			113.01			54.28
Pakistan		2,207.46	283.17		217.01	15.95
Palau						
Panama		157.17	60.00		114,783.74	
Papua New Guinea						
Paraguay			2,871.92			
Peru			28,832.98			
Philippines	24.79		75.63			
Poland						
Portugal		168.42	41.72			224.85
Qatar					41.20	
Republic of Korea, (South)			1,229.81		4,972.13	
Republic of Moldova			45.96			
Romania					-49.92	
Russian Federation			11.32	1.63		438.19
Rwanda					194.16	
Saint Kitts and Nevis						
Saint Lucia			7.68			
Saint Vincent and the Grenadines			2.62			
Samoa			0.18			
San Marino						
Sao Tome and Principe						
Saudi Arabia						
Senegal			104.18		55.22	
Serbia			1,558.24		370.22	
Seychelles			139.52			
Sierra Leone			257.95		1,377.69	
Singapore			470.28		159.03	
Slovakia						
Slovenia				24.55		
Solomon Islands						
Somalia		12.50	3.24		2,368.44	
South Africa		93.49	11,366.59	0.17	2,962.51	
South Sudan			2,431.51		933.34	
Spain		22.06	1,649.54		348.89	65.53

Supplier Country	(USD Thousand)					
	UNOG	UNON	Agencies			UNRWA
			UNOPS	UNOV	UN/PD	
Sri Lanka		439.12	1,335.03			
Sudan			284.30		129,428.31	
Suriname			2.19			
Swaziland						
Sweden	153.55	36.49		0.11	2,725.64	213.28
Switzerland	10,324.66	784.61	3,554.41	4.79	25,386.77	
Syrian Arab Republic					437.89	16,430.38
Tajikistan			0.42			
Thailand	117.90		1,290.95		10.33	
The former Yugoslav Republic of Macedonia			0.54		28.94	
Timor-Leste					-168.62	
Togo						
Tonga						
Trinidad and Tobago			3.79			
Tunisia			267.66		5.09	
Turkey			181.20		1,452.52	13,488.57
Turkmenistan						
Tuvalu						
Uganda		97.56	289.90		12,655.09	
Ukraine			10,322.57			
United Arab Emirates		77.43	3,546.49	348.35	253,361.56	2,848.49
United Kingdom of GBr & Northern Ireland	2,811.50	394.80	14,526.63	989.94	46,593.78	514.67
United Republic of Tanzania			205.13		1,236.66	
United States of America	2,944.31	1,609.74	19,806.02	516.61	86,612.76	31.42
Uruguay		3.72	316.86			
Uzbekistan			5.28			
Vanuatu						
Venezuela (Bolivarian Republic of)						
Viet Nam			4.48			
Yemen			512.48			
Zambia						
Zimbabwe						
<b>Sub-Total</b>	<b>19,827.45</b>	<b>11,434.17</b>	<b>247,412.30</b>	<b>7,944.88</b>	<b>1,123,261.41</b>	<b>103,245.58</b>
Unspecified Countries						
Global Projects						
Interregional Projects						
Arab Countries *			1,669.62		9.42	64,111.12
African Countries					24.91	
Asian Countries						
European Countries			1,146.49		15.91	
Latin America And The Caribbean						
<b>Grand-Total</b>	<b>19,827.45</b>	<b>11,434.17</b>	<b>250,228.41</b>	<b>7,944.88</b>	<b>1,123,311.65</b>	<b>167,356.70</b>
<b>Developed Countries:</b>	19,682.26	4,278.23	114,484.21	7,107.15	387,362.89	35,385.29
Percentage	99.27%	37.42%	45.75%	89.46%	34.48%	21.14%
<b>Developing Countries/ Economies In Transition:</b>	145.19	7,155.94	135,744.20	837.73	735,948.76	131,971.41
Percentage	0.73%	62.58%	54.25%	10.54%	65.52%	78.86%
<b>Arab States</b>		383.52	17,277.28	348.61	482,768.96	117,805.98
Percentage		0.03	6.90%	0.04	42.98%	0.70
<b>Africa</b>		2,797.95	27,814.15	20.17	101,520.68	38.74
Percentage		0.24	11.12%	0.00	9.04%	0.00
<b>Asia &amp; Pacific</b>	145.19	3,562.30	30,621.95	467.32	32,833.86	199.93
Percentage	0.73%	0.31	12.24%	0.06	2.92%	0.00
<b>Europe &amp; Cis</b>			13,272.06	1.63	1,867.59	13,926.76
Percentage			5.30%	0.00	0.17%	0.08
<b>Latin America &amp; The Caribbean</b>		412.17	46,712.80		116,957.67	
Percentage		0.04	18.67%		10.41%	
<b>Others</b>						
Percentage						

\* Procurement from the State of Palestine

Supplier Country	(USD Thousand)					
	UNU	UNV	Agencies UNWOMEN	UPU	WFP	WHO
Afghanistan			273.15		3,095.00	2,104.70
Albania			24.05			1.05
Algeria			1.60		4,462.94	91.82
Andorra						
Angola						19.85
Antigua and Barbuda						
Argentina					5,059.71	20.15
Armenia						8.32
Australia			4.74		5,619.57	697.42
Austria						1,120.86
Azerbaijan						1.72
Bahamas						
Bahrain						
Bangladesh			0.39		8,036.59	650.03
Barbados			28.72			
Belarus						
Belgium					33,480.48	1,129.66
Belize						
Benin					3,310.44	202.84
Bhutan					32.06	73.35
Bolivia (Plurinational State of)	2.20		2.21		1,236.68	
Bosnia and Herzegovina			6.88			6.78
Botswana						117.00
Brazil			4.45		5,514.86	2.19
Brunei Darussalam						
Bulgaria						5.29
Burkina Faso					7,352.05	434.16
Burundi			21.49		534.15	143.14
Cabo Verde			0.84			20.83
Cambodia			20.53	29.24	1,557.28	864.13
Cameroon			18.13		716.25	276.30
Canada	6.07		1.37		22,427.21	457.24
Central African Republic					131.57	204.55
Chad					631.76	692.93
Chile			1.81			
China	8.93		1.59		427.15	1,896.74
Colombia			32.99		2,551.44	
Comoros						44.88
Congo, Republic of the						1,935.57
Costa Rica						
Côte d'Ivoire			9.07		1,917.27	563.09
Croatia						19.93
Cuba					587.61	
Cyprus						2,318.13
Czech Republic						5.20
Democratic People's Rep. of Korea (North)						333.10
Democratic Republic of the Congo			74.90		3,573.11	354.83
Denmark			210.04	126.08		10,988.15
Djibouti			0.30			8.09
Dominica						
Dominican Republic			209.05			
Ecuador			14.20		507.49	
Egypt			95.01		47,240.84	8,965.13
El Salvador			2.62		717.00	
Equatorial Guinea						23.33
Eritrea						134.96
Estonia					312.64	6.52
Ethiopia			7.06		67,190.22	380.05
Fiji			124.44			189.64
Finland	63.36	31.42	10.67			306.19
France					44,459.42	7,651.62
Gabon						323.22
Gambia						24.61
Georgia			75.51			64.00
Germany	237.18	448.33	39.15		8,124.54	10,529.79
Ghana	25.83		2.43		2,001.33	81.42
Greece					802.50	318.83
Grenada						
Guatemala			11.80		2,343.94	
Guinea				6.70		220.09
Guinea-Bissau			3.40			157.66
Guyana						
Haiti			31.44		3,416.21	
Honduras			0.83		10,564.71	
Hungary					1,607.48	579.04
Iceland						
India			21.56	30.44	127,677.85	16,127.24
Indonesia			2.82		55,901.04	668.23
Iran (Islamic Republic of)					996.17	9.67
Iraq						282.76
Ireland					321.87	2,176.40

Supplier Country	(USD Thousand)					
	UNU	UNV	Agencies UNWOMEN	UPU	WFP	WHO
Israel			75.36			229.58
Italy					29,453.71	3,610.67
Jamaica						
Japan	242.88		82.97		2,237.09	9,647.96
Jordan			152.43		13,619.39	2,299.89
Kazakhstan			2.80		64.61	7.75
Kenya			430.42		10,990.34	1,176.13
Kiribati						2.38
Kuwait						
Kyrgyzstan			24.50			3.64
Lao People's Democratic Republic				37.24	1,020.60	914.47
Latvia						2.07
Lebanon					18,837.83	1,176.76
Lesotho						51.77
Liberia			142.63		410.59	188.83
Libya						4.79
Liechtenstein						
Lithuania						
Luxembourg						1,473.25
Madagascar					1,740.13	86.69
Malawi			21.97		27,293.89	39.05
Malaysia	37.78				5,531.89	689.85
Maldives						26.27
Mali			235.59		18,380.19	590.06
Malta						268.62
Marshall Islands						
Mauritania						461.54
Mauritius						385.82
Mexico			100.64		163.93	
Micronesia (Federated States of)						
Monaco						
Mongolia						414.75
Montenegro						3.66
Morocco			62.91		86.48	47.10
Mozambique			17.20		4,525.58	118.73
Myanmar					25,560.81	1,194.93
Namibia					31.50	57.69
Nauru						
Nepal			126.95		1,057.65	452.03
Netherlands	126.80	1.04			4,681.30	27,349.55
New Zealand			1.09			252.49
Nicaragua			2.54		1,755.59	
Niger			0.31		10,171.42	136.50
Nigeria			71.22			1,239.86
Norway						1,339.67
Oman					923.58	1,644.86
Pakistan			131.81		47,776.40	2,165.19
Palau						
Panama			33.09			
Papua New Guinea			119.42			45.70
Paraguay			15.15		455.81	
Peru						
Philippines			6.66		2,239.26	3,870.66
Poland						
Portugal						460.52
Qatar						
Republic of Korea, (South)						5,856.46
Republic of Moldova			152.04			20.21
Romania						
Russian Federation					54,528.71	410.63
Rwanda			13.03		8,430.98	126.79
Saint Kitts and Nevis						
Saint Lucia						
Saint Vincent and the Grenadines						
Samoa						56.07
San Marino						
Sao Tome and Principe						43.21
Saudi Arabia					1,604.17	276.20
Senegal			108.74		6,103.66	282.63
Serbia						14.43
Seychelles						
Sierra Leone			62.41		423.62	188.01
Singapore	3.31		2.39			5,217.23
Slovakia						
Slovenia						7.65
Solomon Islands			13.45			7.93
Somalia					0.56	44.25
South Africa			24.58		45,685.78	753.24
South Sudan			147.61		273.22	400.47
Spain	20.23		0.88	1,245.60	436.45	55.88

(USD Thousand)						
Supplier Country	Agencies					
	UNU	UNV	UNWOMEN	UPU	WFP	WHO
Sri Lanka					1,517.18	359.41
Sudan			48.38		30,297.59	1,615.44
Suriname						
Swaziland						195.31
Sweden						150.02
Switzerland				1,375.97		15,262.86
Syrian Arab Republic					7,500.45	2,221.01
Tajikistan			1.41		20.84	61.41
Thailand			65.15		11,822.89	771.54
The former Yugoslav Republic of Macedonia						3.42
Timor-Leste			31.52			25.91
Togo					2,211.85	237.89
Tonga						
Trinidad and Tobago						
Tunisia			3.97			1,209.29
Turkey			11.74		126,038.86	70.68
Turkmenistan						34.79
Tuvalu						
Uganda			170.51		11,078.44	256.82
Ukraine					4,701.88	5.37
United Arab Emirates			159.78	1.20	12,605.03	6,343.98
United Kingdom of GBr & Northern Ireland	27.03		583.24		668.10	16,335.80
United Republic of Tanzania			106.60	136.33	21,202.80	292.63
United States of America	161.57	11.61	2,189.07		18,089.83	5,447.75
Uruguay						
Uzbekistan					197.00	41.00
Vanuatu			9.21			15.28
Venezuela (Bolivarian Republic of)	4.22					
Viet Nam			11.96		21,956.08	796.86
Yemen					19,749.22	2,007.81
Zambia					27,112.51	254.89
Zimbabwe			34.77		1,111.75	139.98
<b>Sub-Total</b>	<b>967.37</b>	<b>492.39</b>	<b>7,201.32</b>	<b>2,988.80</b>	<b>1,150,819.37</b>	<b>209,084.61</b>
Unspecified Countries						
Global Projects						
Interregional Projects						
Arab Countries *			122.46		10,011.69	1,327.00
African Countries						
Asian Countries						
European Countries			0.73			
Latin America And The Caribbean						9.25
<b>Grand-Total</b>	<b>967.37</b>	<b>492.39</b>	<b>7,324.52</b>	<b>2,988.80</b>	<b>1,160,831.06</b>	<b>210,420.87</b>
<b>Developed Countries:</b>	885.11	492.39	3,198.57	2,747.65	172,722.17	120,184.68
Percentage	91.50%	100.00%	43.67%	91.93%	14.88%	57.12%
<b>Developing Countries/ Economies In Transition:</b>	82.26		4,125.95	241.15	988,108.89	90,236.19
Percentage	8.50%		56.33%	8.07%	85.12%	42.88%
<b>Arab States</b>			646.85	1.20	167,935.94	30,082.28
Percentage			8.83%	0.00	14.47%	0.14
<b>Africa</b>	25.83		1,724.92	143.03	284,536.38	13,553.43
Percentage	2.67%		23.55%	0.05	24.51%	0.06
<b>Asia &amp; Pacific</b>	50.01		963.00	96.92	315,209.72	45,790.10
Percentage	5.17%		13.15%	0.03	27.15%	0.22
<b>Europe &amp; Cis</b>			147.62		185,551.89	758.58
Percentage			2.02%		15.98%	0.00
<b>Latin America &amp; The Caribbean</b>	6.42		491.53		34,874.97	31.59
Percentage	0.66%		6.71%		3.00%	0.00
<b>Others</b>						
Percentage						

\* Procurement from the State of Palestine



Supplier Country	Agencies			(USD Thousand)	
	WIPO	WMO	WTO	Total All	%
Afghanistan				50,485.16	0.66%
Albania				651.86	0.01%
Algeria				6,202.59	0.08%
Andorra					
Angola				6,952.60	0.09%
Antigua and Barbuda	1.30			90.73	0.00%
Argentina				117,755.52	1.54%
Armenia				3,858.65	0.05%
Australia	1.47	42.57		78,104.54	1.02%
Austria				56,178.26	0.74%
Azerbaijan				1,395.93	0.02%
Bahamas				7.91	0.00%
Bahrain				87.92	0.00%
Bangladesh	7.48			32,422.17	0.42%
Barbados				869.52	0.01%
Belarus				3,336.27	0.04%
Belgium	9.51			500,207.40	6.55%
Belize				1,243.61	0.02%
Benin				7,930.20	0.10%
Bhutan				715.65	0.01%
Bolivia (Plurinational State of)				4,147.24	0.05%
Bosnia and Herzegovina				2,933.78	0.04%
Botswana				1,592.24	0.02%
Brazil	0.79			43,776.39	0.57%
Brunei Darussalam					
Bulgaria				3,246.42	0.04%
Burkina Faso				15,127.38	0.20%
Burundi				5,791.16	0.08%
Cabo Verde				914.66	0.01%
Cambodia				5,120.44	0.07%
Cameroon	80.82			8,233.06	0.11%
Canada		13.22		43,642.36	0.57%
Central African Republic				4,101.87	0.05%
Chad				12,438.29	0.16%
Chile				4,716.37	0.06%
China				113,056.31	1.48%
Colombia				11,426.52	0.15%
Comoros				869.24	0.01%
Congo, Republic of the				4,585.02	0.06%
Costa Rica				1,398.31	0.02%
Côte d'Ivoire				34,296.47	0.45%
Croatia				1,444.97	0.02%
Cuba				16,800.66	0.22%
Cyprus				11,120.73	0.15%
Czech Republic				6,033.56	0.08%
Democratic People's Rep. of Korea (North)				2,793.82	0.04%
Democratic Republic of the Congo				25,935.40	0.34%
Denmark	2.92			299,520.79	3.92%
Djibouti				1,496.92	0.02%
Dominica				5.79	0.00%
Dominican Republic				4,255.42	0.06%
Ecuador				4,590.40	0.06%
Egypt	11.73			65,490.81	0.86%
El Salvador				17,307.22	0.23%
Equatorial Guinea				1,950.48	0.03%
Eritrea				2,035.53	0.03%
Estonia				319.16	0.00%
Ethiopia				95,125.68	1.25%
Fiji				970.38	0.01%
Finland		44.14		28,633.01	0.38%
France	365.10			369,917.48	4.85%
Gabon				1,185.54	0.02%
Gambia				1,829.37	0.02%
Georgia				2,582.21	0.03%
Germany	111.11	12.85		170,154.78	2.23%
Ghana				6,542.51	0.09%
Greece				4,200.47	0.06%
Grenada				29.80	0.00%
Guatemala				9,078.01	0.12%
Guinea				5,477.22	0.07%
Guinea-Bissau				2,829.92	0.04%
Guyana				254.26	0.00%
Haiti				17,254.13	0.23%
Honduras				13,815.28	0.18%
Hungary				8,043.47	0.11%
Iceland					
India	1.75			953,390.46	12.49%
Indonesia				87,163.18	1.14%
Iran (Islamic Republic of)				5,555.47	0.07%
Iraq				19,023.62	0.25%
Ireland	0.02	1.79		7,476.58	0.10%

(USD Thousand)					
Supplier Country	Agencies			Total	%
	WIPO	WMO	WTO	All	
Israel				25,087.06	0.33%
Italy				108,157.09	1.42%
Jamaica				805.88	0.01%
Japan		7.41		92,792.53	1.22%
Jordan				120,843.34	1.58%
Kazakhstan				1,039.56	0.01%
Kenya		1.60		86,188.09	1.13%
Kiribati				11.17	0.00%
Kuwait				56,826.79	0.74%
Kyrgyzstan				3,013.00	0.04%
Lao People's Democratic Republic				5,446.36	0.07%
Latvia				548.26	0.01%
Lebanon				166,565.79	2.18%
Lesotho				1,928.15	0.03%
Liberia				36,651.39	0.48%
Libya				1,373.94	0.02%
Liechtenstein				23.40	0.00%
Lithuania				57.29	0.00%
Luxembourg				12,133.08	0.16%
Madagascar				10,944.60	0.14%
Malawi				36,793.06	0.48%
Malaysia				11,405.34	0.15%
Maldives				640.16	0.01%
Mali				44,933.77	0.59%
Malta				290.12	0.00%
Marshall Islands				105.02	0.00%
Mauritania				8,034.11	0.11%
Mauritius				1,072.34	0.01%
Mexico				4,313.69	0.06%
Micronesia (Federated States of)				35.22	0.00%
Monaco				793.13	0.01%
Mongolia				3,512.17	0.05%
Montenegro				1,204.02	0.02%
Morocco				5,092.49	0.07%
Mozambique				11,997.79	0.16%
Myanmar				37,750.06	0.49%
Namibia				1,110.64	0.01%
Nauru					
Nepal				5,387.41	0.07%
Netherlands	36.78			282,579.45	3.70%
New Zealand				3,289.86	0.04%
Nicaragua				5,334.70	0.07%
Niger				21,650.04	0.28%
Nigeria				8,768.43	0.11%
Norway	2.19			6,641.80	0.09%
Oman				3,033.54	0.04%
Pakistan				104,458.95	1.37%
Palau				8.99	0.00%
Panama				127,124.57	1.67%
Papua New Guinea				489.06	0.01%
Paraguay				5,172.85	0.07%
Peru				35,407.79	0.46%
Philippines				26,690.22	0.35%
Poland				413.51	0.01%
Portugal				1,201.33	0.02%
Qatar				110.88	0.00%
Republic of Korea, (South)				60,111.05	0.79%
Republic of Moldova				1,175.95	0.02%
Romania				2,541.98	0.03%
Russian Federation				65,879.28	0.86%
Rwanda				12,257.21	0.16%
Saint Kitts and Nevis				0.34	0.00%
Saint Lucia				74.74	0.00%
Saint Vincent and the Grenadines				15.79	0.00%
Samoa				865.35	0.01%
San Marino				0.10	0.00%
Sao Tome and Principe				168.40	0.00%
Saudi Arabia				3,844.51	0.05%
Senegal				12,692.56	0.17%
Serbia				2,786.99	0.04%
Seychelles				238.70	0.00%
Sierra Leone				6,564.99	0.09%
Singapore	4.91			7,256.71	0.10%
Slovakia				1,923.93	0.03%
Slovenia				78.47	0.00%
Solomon Islands				657.83	0.01%
Somalia				5,560.40	0.07%
South Africa	0.72			90,840.60	1.19%
South Sudan				16,436.19	0.22%
Spain			174.41	21,297.76	0.28%

(USD Thousand)

Supplier Country	Agencies			Total All	%
	WIPO	WMO	WTO		
Sri Lanka				8,548.49	0.11%
Sudan				178,966.01	2.34%
Suriname				175.73	0.00%
Swaziland				2,181.30	0.03%
Sweden	16.80			16,961.10	0.22%
Switzerland	4,221.52	240.76		267,682.93	3.51%
Syrian Arab Republic				60,026.31	0.79%
Tajikistan				4,154.39	0.05%
Thailand				23,938.74	0.31%
The former Yugoslav Republic of Macedonia				984.39	0.01%
Timor-Leste				3,982.47	0.05%
Togo				5,293.92	0.07%
Tonga				163.30	0.00%
Trinidad and Tobago				399.13	0.01%
Tunisia				2,738.67	0.04%
Turkey				196,665.80	2.58%
Turkmenistan				746.57	0.01%
Tuvalu				261.27	0.00%
Uganda				38,596.38	0.51%
Ukraine				16,255.52	0.21%
United Arab Emirates				363,846.50	4.77%
United Kingdom of GB & Northern Ireland	120.00	52.64		250,097.51	3.28%
United Republic of Tanzania				55,309.44	0.72%
United States of America	89.07	82.76		568,683.61	7.45%
Uruguay				1,781.80	0.02%
Uzbekistan				3,258.47	0.04%
Vanuatu				311.10	0.00%
Venezuela (Bolivarian Republic of)				5,158.47	0.07%
Viet Nam				25,035.55	0.33%
Yemen				36,599.73	0.48%
Zambia				34,827.07	0.46%
Zimbabwe				52,961.24	0.69%
<b>Sub-Total</b>	<b>5,085.97</b>	<b>499.75</b>	<b>174.41</b>	<b>7,538,690.57</b>	<b>98.75%</b>
Unspecified Countries				13.96	0.00%
Global Projects					
Interregional Projects					
Arab Countries *				92,577.71	1.21%
African Countries				150.93	0.00%
Asian Countries				60.10	0.00%
European Countries				1,859.38	0.02%
Latin America And The Caribbean				423.89	0.01%
<b>Grand-Total</b>	<b>5,085.97</b>	<b>499.75</b>	<b>174.41</b>	<b>7,633,776.54</b>	<b>100.00%</b>
<b>Developed Countries:</b>	4,976.48	498.14	174.41	3,250,074.32	42.11%
Percentage	97.85%	99.68%	100.00%	42.57%	
<b>Developing Countries/ Economies In Transition:</b>	109.49	1.60		4,383,688.27	57.89%
Percentage	2.15%	0.32%		57.43%	
<b>Arab States</b>	11.73			1,204,767.31	
Percentage	0.23%			15.78%	
<b>Africa</b>	81.54	1.60		835,431.83	
Percentage	1.60%	0.00		10.94%	
<b>Asia &amp; Pacific</b>	14.13			1,573,249.67	
Percentage	0.28%			20.61%	
<b>Europe &amp; Cis</b>				315,226.99	
Percentage				4.13%	
<b>Latin America &amp; The Caribbean</b>	2.09			455,012.48	
Percentage	0.04%			5.96%	
<b>Others</b>				13.96	
Percentage				0.00%	

\* Procurement from the State of Palestine

(USD Thousand)

Agency	Supplier Countries						
	Afghanistan	Albania	Algeria	Andorra	Angola	Antigua and Barbuda	Argentina
ESCWA	0.00	0.00	0.00	0.00	0.00	0.00	0.00
ECA	0.00	0.00	0.00	0.00	0.00	0.00	0.00
ECLAC	0.00	0.00	0.00	0.00	0.00	0.00	21.52
FAO	2,768.08	5.87	16.40	0.00	531.14	86.98	148.99
IAEA	0.00	0.00	0.00	0.00	0.00	0.00	2.37
IFAD	0.00	0.00	0.00	0.00	0.00	0.00	0.00
ILO	4.80	5.06	0.00	0.00	0.00	0.00	0.00
ITC	0.00	0.00	0.00	0.00	0.00	0.00	0.00
ITU	2.65	0.00	0.00	0.00	0.00	0.00	0.00
OPCW	0.00	0.00	0.00	0.00	0.00	0.00	0.00
PAHO	0.00	0.00	0.00	0.00	0.00	0.00	1,107.56
UNAIDS	0.00	0.00	5.43	0.00	11.04	0.00	5.11
UNDP	16,865.57	231.46	885.09	0.00	5,674.09	2.45	103,339.35
UNESCO	112.40	0.00	0.00	0.00	0.00	0.00	39.76
UNFPA	488.41	2.37	8.50	0.00	24.92	0.00	0.00
UNHCR	6,754.20	279.24	105.74	0.00	28.18	0.00	21.68
UNICEF	4,174.72	102.77	397.02	0.00	663.40	0.00	2,522.44
UNIDO	40.31	0.00	0.00	0.00	0.00	0.00	245.96
UNOG	0.00	0.00	0.00	0.00	0.00	0.00	0.00
UNON	714.84	0.00	0.00	0.00	0.00	0.00	0.00
UNOPS	3,889.88	0.00	0.00	0.00	0.00	0.00	5,220.94
UNOV	0.00	0.00	0.00	0.00	0.00	0.00	0.00
UN/PD	9,196.45	0.00	228.06	0.00	0.00	0.00	0.00
UNRWA	0.00	0.00	0.00	0.00	0.00	0.00	0.00
UNU	0.00	0.00	0.00	0.00	0.00	0.00	0.00
UNV	0.00	0.00	0.00	0.00	0.00	0.00	0.00
UNWOMEN	273.15	24.05	1.60	0.00	0.00	0.00	0.00
UPU	0.00	0.00	0.00	0.00	0.00	0.00	0.00
WFP	3,095.00	0.00	4,462.94	0.00	0.00	0.00	5,059.71
WHO	2,104.70	1.05	91.82	0.00	19.85	0.00	20.15
WIPO	0.00	0.00	0.00	0.00	0.00	1.30	0.00
WMO	0.00	0.00	0.00	0.00	0.00	0.00	0.00
WTO	0.00	0.00	0.00	0.00	0.00	0.00	0.00
<b>All</b>	<b>50,485.16</b>	<b>651.86</b>	<b>6,202.59</b>	<b>0.00</b>	<b>6,952.60</b>	<b>90.73</b>	<b>117,755.52</b>
<b>%</b>	<b>0.66%</b>	<b>0.01%</b>	<b>0.08%</b>	<b>0.00%</b>	<b>0.09%</b>	<b>0.00%</b>	<b>1.54%</b>

Agency	Supplier Countries						
	Armenia	Australia	Austria	Azerbaijan	Bahamas	Bahrain	Bangladesh
ESCWA	0.00	0.00	3.80	0.00	0.00	0.00	0.00
ECA	0.00	0.00	0.00	0.00	0.00	0.00	0.00
ECLAC	0.00	0.00	0.00	0.00	0.00	0.00	0.00
FAO	346.96	546.31	266.69	33.71	5.07	0.00	11,449.98
IAEA	34.57	98.95	32,123.78	0.00	0.00	0.00	0.00
IFAD	0.00	0.00	0.00	0.00	0.00	0.00	0.00
ILO	0.00	0.00	0.00	0.00	0.00	0.00	0.00
ITC	0.00	9.47	0.00	0.00	0.00	0.00	0.00
ITU	0.00	73.84	0.00	0.00	0.00	0.00	0.00
OPCW	0.00	0.00	0.00	0.00	0.00	0.00	0.00
PAHO	0.00	850.40	0.00	0.00	2.85	0.00	0.00
UNAIDS	0.00	0.00	0.00	0.00	0.00	0.00	16.82
UNDP	3,139.81	586.42	11,764.99	1,162.51	0.00	62.05	5,478.83
UNESCO	0.00	0.19	29.34	0.00	0.00	0.00	52.79
UNFPA	8.75	0.00	32.02	83.53	0.00	0.00	200.18
UNHCR	208.61	3,894.55	4.34	8.11	0.00	0.00	630.41
UNICEF	82.02	867.55	723.80	74.28	0.00	0.00	5,382.40
UNIDO	26.77	0.00	443.42	15.00	0.00	0.00	515.50
UNOG	0.00	13.86	0.00	0.00	0.00	0.00	0.00
UNON	0.00	0.00	383.39	0.00	0.00	13.67	0.00
UNOPS	2.85	295.52	490.08	17.07	0.00	0.00	0.78
UNOV	0.00	0.49	2,090.95	0.00	0.00	0.00	0.00
UN/PD	0.00	64,501.22	6,629.41	0.00	0.00	0.00	0.00
UNRWA	0.00	0.00	71.38	0.00	0.00	12.21	0.00
UNU	0.00	0.00	0.00	0.00	0.00	0.00	0.00
UNV	0.00	0.00	0.00	0.00	0.00	0.00	0.00
UNWOMEN	0.00	4.74	0.00	0.00	0.00	0.00	0.39
UPU	0.00	0.00	0.00	0.00	0.00	0.00	0.00
WFP	0.00	5,619.57	0.00	0.00	0.00	0.00	8,036.59
WHO	8.32	697.42	1,120.86	1.72	0.00	0.00	650.03
WIPO	0.00	1.47	0.00	0.00	0.00	0.00	7.48
WMO	0.00	42.57	0.00	0.00	0.00	0.00	0.00
WTO	0.00	0.00	0.00	0.00	0.00	0.00	0.00
<b>All</b>	<b>3,858.65</b>	<b>78,104.54</b>	<b>56,178.26</b>	<b>1,395.93</b>	<b>7.91</b>	<b>87.92</b>	<b>32,422.17</b>
<b>%</b>	<b>0.05%</b>	<b>1.02%</b>	<b>0.74%</b>	<b>0.02%</b>	<b>0.00%</b>	<b>0.00%</b>	<b>0.42%</b>

Agency	Supplier Countries							(USD Thousand)
	Barbados	Belarus	Belgium	Belize	Benin	Bhutan	Bolivia (Plurin. State of)	
ESCWA	0.00	0.00	11.59	0.00	0.00	0.00	0.00	
ECA	0.00	0.00	14.16	0.00	0.00	0.00	0.00	
ECLAC	0.00	0.00	0.00	0.00	0.00	0.00	0.00	
FAO	30.21	0.00	1,126.83	26.74	320.70	29.89	1,146.11	
IAEA	0.00	0.00	1,490.51	0.00	0.00	0.00	0.00	
IFAD	0.00	0.00	1.13	0.00	0.00	0.00	0.00	
ILO	0.00	0.00	0.02	0.00	0.00	0.00	54.46	
ITC	0.00	0.00	0.00	0.00	0.00	0.00	0.00	
ITU	0.00	0.00	0.00	0.00	0.00	41.42	0.00	
OPCW	0.00	0.00	15.32	0.00	0.00	0.00	0.00	
PAHO	0.00	0.00	113,985.57	0.00	0.00	0.00	0.00	
UNAIDS	0.00	0.00	0.84	0.00	110.53	0.00	1.30	
UNDP	773.22	3,243.51	3,400.62	1,035.56	2,935.75	384.45	1,382.79	
UNESCO	0.00	0.00	73.58	5.13	19.25	0.00	0.00	
UNFPA	1.79	1.83	1,350.10	0.00	69.71	8.33	28.20	
UNHCR	0.00	59.86	27,589.18	0.00	95.48	0.00	0.00	
UNICEF	30.50	25.64	313,415.60	44.03	862.78	130.64	293.30	
UNIDO	0.00	0.00	0.00	0.00	0.00	9.37	0.00	
UNOG	0.00	0.00	23.53	0.00	0.00	0.00	0.00	
UNON	0.00	0.00	19.91	0.00	0.00	0.00	0.00	
UNOPS	5.08	5.43	73.37	22.21	2.72	6.14	0.00	
UNOV	0.00	0.00	80.27	0.00	0.00	0.00	0.00	
UN/PD	0.00	0.00	785.35	109.95	0.00	0.00	0.00	
UNRWA	0.00	0.00	2,130.28	0.00	0.00	0.00	0.00	
UNU	0.00	0.00	0.00	0.00	0.00	0.00	2.20	
UNV	0.00	0.00	0.00	0.00	0.00	0.00	0.00	
UNWOMEN	28.72	0.00	0.00	0.00	0.00	0.00	2.21	
UPU	0.00	0.00	0.00	0.00	0.00	0.00	0.00	
WFP	0.00	0.00	33,480.48	0.00	3,310.44	32.06	1,236.68	
WHO	0.00	0.00	1,129.66	0.00	202.84	73.35	0.00	
WIPO	0.00	0.00	9.51	0.00	0.00	0.00	0.00	
WMO	0.00	0.00	0.00	0.00	0.00	0.00	0.00	
WTO	0.00	0.00	0.00	0.00	0.00	0.00	0.00	
<b>All</b>	<b>869.52</b>	<b>3,336.27</b>	<b>500,207.40</b>	<b>1,243.61</b>	<b>7,930.20</b>	<b>715.65</b>	<b>4,147.24</b>	
<b>%</b>	<b>0.01%</b>	<b>0.04%</b>	<b>6.55%</b>	<b>0.02%</b>	<b>0.10%</b>	<b>0.01%</b>	<b>0.05%</b>	

Agency	Supplier Countries						
	Bosnia and Herzegovina	Botswana	Brazil	Brunei Darussalam	Bulgaria	Burkina Faso	Burundi
ESCWA	0.00	0.00	0.00	0.00	0.00	0.00	0.00
ECA	0.00	0.00	0.00	0.00	0.00	0.00	0.00
ECLAC	0.00	0.00	0.00	0.00	0.00	0.00	0.00
FAO	0.00	438.37	246.82	0.00	830.55	1,211.36	851.48
IAEA	0.00	0.00	0.00	0.00	126.73	86.12	0.00
IFAD	0.00	0.00	0.00	0.00	0.00	0.00	0.00
ILO	3.45	0.00	0.00	0.00	0.00	0.00	0.00
ITC	0.00	0.00	0.00	0.00	0.00	0.00	0.00
ITU	0.00	0.00	0.00	0.00	0.00	2.52	0.00
OPCW	0.00	0.00	0.00	0.00	0.00	0.00	0.00
PAHO	0.00	0.00	6,682.12	0.00	0.00	0.00	0.00
UNAIDS	0.00	25.15	14.39	0.00	0.00	10.06	54.09
UNDP	2,316.91	237.01	25,376.98	0.00	382.88	1,396.73	902.61
UNESCO	9.07	4.91	297.53	0.00	0.08	0.26	0.00
UNFPA	24.13	24.15	40.37	0.00	0.00	236.01	129.76
UNHCR	59.37	724.27	2.87	0.00	34.83	1,067.22	1,234.55
UNICEF	507.00	0.00	5,486.66	0.00	1,696.14	3,269.37	1,263.56
UNIDO	0.00	0.00	6.40	0.00	0.00	0.01	0.13
UNOG	0.00	0.00	0.00	0.00	0.00	0.00	0.00
UNON	0.00	0.00	44.52	0.00	0.00	0.00	0.00
UNOPS	0.18	21.39	55.44	0.00	169.93	61.52	18.25
UNOV	0.00	0.00	0.00	0.00	0.00	0.00	0.00
UN/PD	0.00	0.00	0.00	0.00	0.00	0.00	637.95
UNRWA	0.00	0.00	0.00	0.00	0.00	0.00	0.00
UNU	0.00	0.00	0.00	0.00	0.00	0.00	0.00
UNV	0.00	0.00	0.00	0.00	0.00	0.00	0.00
UNWOMEN	6.88	0.00	4.45	0.00	0.00	0.00	21.49
UPU	0.00	0.00	0.00	0.00	0.00	0.00	0.00
WFP	0.00	0.00	5,514.86	0.00	0.00	7,352.05	534.15
WHO	6.78	117.00	2.19	0.00	5.29	434.16	143.14
WIPO	0.00	0.00	0.79	0.00	0.00	0.00	0.00
WMO	0.00	0.00	0.00	0.00	0.00	0.00	0.00
WTO	0.00	0.00	0.00	0.00	0.00	0.00	0.00
<b>All</b>	<b>2,933.78</b>	<b>1,592.24</b>	<b>43,776.39</b>	<b>0.00</b>	<b>3,246.42</b>	<b>15,127.38</b>	<b>5,791.16</b>
<b>%</b>	<b>0.04%</b>	<b>0.02%</b>	<b>0.57%</b>	<b>0.00%</b>	<b>0.04%</b>	<b>0.20%</b>	<b>0.08%</b>

(USD Thousand)

Agency	Supplier Countries						
	Cabo Verde	Cambodia	Cameroon	Canada	Central African Republic	Chad	Chile
ESCWA	0.00	0.00	0.00	0.00	0.00	0.00	0.00
ECA	0.00	0.00	0.00	0.00	0.00	0.00	0.00
ECLAC	0.00	0.00	0.00	0.00	0.00	0.00	2,187.01
FAO	365.58	444.89	272.03	32.82	468.80	700.58	310.62
IAEA	0.00	0.00	0.00	2,836.77	0.00	0.00	0.00
IFAD	0.00	0.00	0.00	0.00	0.00	0.00	0.00
ILO	0.00	18.58	0.00	26.63	0.00	0.00	0.00
ITC	0.00	2.81	0.00	0.00	0.00	0.00	0.00
ITU	0.00	0.00	5.25	2.22	0.00	0.00	0.00
OPCW	0.00	0.00	0.00	1.26	0.00	0.00	0.00
PAHO	0.00	0.00	0.00	1,601.71	0.00	0.00	75.82
UNAIDS	0.00	5.56	22.59	0.00	35.56	49.60	0.00
UNDP	424.95	450.38	1,195.31	621.41	474.34	1,726.92	1,866.43
UNESCO	0.00	112.83	339.41	79.50	0.00	95.29	80.69
UNFPA	0.00	78.58	266.15	5.47	220.90	270.47	0.00
UNHCR	0.00	0.00	1,784.37	724.31	257.53	4,318.13	0.00
UNICEF	0.00	1,198.90	1,604.09	8,704.47	1,561.18	3,943.31	144.64
UNIDO	82.23	44.35	1,633.75	15.87	0.00	0.13	0.00
UNOG	0.00	0.00	0.00	14.27	0.00	0.00	0.00
UNON	0.00	0.00	0.00	110.93	0.00	0.00	0.00
UNOPS	0.23	292.37	18.63	3,151.76	3.70	9.17	49.35
UNOV	20.00	0.00	0.00	2.12	0.00	0.00	0.00
UN/PD	0.00	0.00	0.00	2,794.49	743.74	0.00	0.00
UNRWA	0.00	0.00	0.00	11.23	0.00	0.00	0.00
UNU	0.00	0.00	0.00	6.07	0.00	0.00	0.00
UNV	0.00	0.00	0.00	0.00	0.00	0.00	0.00
UNWOMEN	0.84	20.53	18.13	1.37	0.00	0.00	1.81
UPU	0.00	29.24	0.00	0.00	0.00	0.00	0.00
WFP	0.00	1,557.28	716.25	22,427.21	131.57	631.76	0.00
WHO	20.83	864.13	276.30	457.24	204.55	692.93	0.00
WIPO	0.00	0.00	80.82	0.00	0.00	0.00	0.00
WMO	0.00	0.00	0.00	13.22	0.00	0.00	0.00
WTO	0.00	0.00	0.00	0.00	0.00	0.00	0.00
<b>All</b>	<b>914.66</b>	<b>5,120.44</b>	<b>8,233.06</b>	<b>43,642.36</b>	<b>4,101.87</b>	<b>12,438.29</b>	<b>4,716.37</b>
<b>%</b>	<b>0.01%</b>	<b>0.07%</b>	<b>0.11%</b>	<b>0.57%</b>	<b>0.05%</b>	<b>0.16%</b>	<b>0.06%</b>

Agency	Supplier Countries						
	China	Colombia	Comoros	Congo, Republic of the	Costa Rica	Côte d'Ivoire	Croatia
ESCWA	0.00	0.00	0.00	0.00	0.00	0.00	0.00
ECA	74.60	0.00	0.00	0.00	0.00	0.00	0.00
ECLAC	0.00	0.00	0.00	0.00	0.00	0.00	0.00
FAO	1,450.99	1,367.39	9.43	113.47	34.29	224.66	0.00
IAEA	177.47	10.72	0.00	0.00	469.51	0.00	214.20
IFAD	0.00	0.00	0.00	0.00	0.00	0.00	0.00
ILO	4.06	25.87	0.00	0.00	0.00	0.00	0.00
ITC	39.54	0.00	0.00	0.00	0.00	0.00	0.00
ITU	9.03	0.00	107.59	0.00	0.00	33.27	0.00
OPCW	0.00	0.00	0.00	0.00	0.00	0.00	0.00
PAHO	0.00	966.12	0.00	0.00	33.00	0.00	0.00
UNAIDS	22.28	9.52	0.00	58.46	0.00	141.53	0.00
UNDP	15,882.91	5,409.87	368.76	647.90	708.13	2,186.41	914.85
UNESCO	126.79	0.00	0.00	69.91	29.43	134.42	18.25
UNFPA	17,179.91	330.89	0.00	51.46	26.11	665.80	0.00
UNHCR	238.08	425.73	0.00	1,609.68	17.05	498.39	30.73
UNICEF	46,958.04	116.74	337.11	93.15	46.28	2,427.35	238.40
UNIDO	317.99	1.30	1.47	0.00	0.00	8.55	6.15
UNOG	2.50	0.00	0.00	0.00	0.00	0.00	0.00
UNON	3.93	63.12	0.00	0.00	0.00	0.00	0.00
UNOPS	9,507.45	114.82	0.00	5.41	34.53	160.12	2.45
UNOV	467.32	0.00	0.00	0.00	0.00	0.00	0.00
UN/PD	18,201.09	0.00	0.00	0.00	0.00	25,326.55	0.00
UNRWA	57.93	0.00	0.00	0.00	0.00	0.00	0.00
UNU	8.93	0.00	0.00	0.00	0.00	0.00	0.00
UNV	0.00	0.00	0.00	0.00	0.00	0.00	0.00
UNWOMEN	1.59	32.99	0.00	0.00	0.00	9.07	0.00
UPU	0.00	0.00	0.00	0.00	0.00	0.00	0.00
WFP	427.15	2,551.44	0.00	0.00	0.00	1,917.27	0.00
WHO	1,896.74	0.00	44.88	1,935.57	0.00	563.09	19.93
WIPO	0.00	0.00	0.00	0.00	0.00	0.00	0.00
WMO	0.00	0.00	0.00	0.00	0.00	0.00	0.00
WTO	0.00	0.00	0.00	0.00	0.00	0.00	0.00
<b>All</b>	<b>113,056.31</b>	<b>11,426.52</b>	<b>869.24</b>	<b>4,585.02</b>	<b>1,398.31</b>	<b>34,296.47</b>	<b>1,444.97</b>
<b>%</b>	<b>1.48%</b>	<b>0.15%</b>	<b>0.01%</b>	<b>0.06%</b>	<b>0.02%</b>	<b>0.45%</b>	<b>0.02%</b>

(USD Thousand)

Agency	Supplier Countries							
	Cuba	Cyprus	Czech Republic	Dem People's Rep. of Korea	Dem. Republic of the Congo	Denmark	Djibouti	
ESCWA		0.00	0.00	0.00	0.00	0.00	44.44	0.00
ECA		0.00	25.98	0.00	0.00	0.00	1,838.28	0.00
ECLAC		0.00	0.00	0.00	0.00	0.00	182.32	0.00
FAO		22.20	0.00	0.00	424.29	2,479.21	3,647.47	68.87
IAEA		7.62	0.00	863.62	0.00	0.00	286.32	0.00
IFAD		0.00	0.00	0.00	0.00	0.00	615.14	0.00
ILO		0.00	0.00	0.23	0.00	0.00	1,678.97	0.00
ITC		0.00	0.00	0.00	0.00	0.00	0.00	0.00
ITU		0.00	0.00	0.34	0.00	0.00	0.00	0.00
OPCW		0.00	0.00	6.32	0.00	0.00	0.00	0.00
PAHO		6.40	0.00	0.00	0.00	0.00	2,727.92	0.00
UNAIDS		0.00	0.00	0.00	0.00	73.73	432.20	23.19
UNDP		15,485.72	76.75	31.44	160.91	3,967.66	175,232.66	751.76
UNESCO		23.02	0.00	0.00	0.00	483.68	216.04	0.00
UNFPA		5.60	0.00	0.00	0.00	602.72	9,647.27	13.09
UNHCR		0.00	8.41	5.83	0.00	4,470.95	14,798.58	345.70
UNICEF		659.61	5,333.98	357.41	1,875.53	5,030.88	23,952.93	200.91
UNIDO		0.00	0.00	24.68	0.00	0.00	226.38	79.48
UNOG		0.00	0.00	0.00	0.00	0.00	279.80	0.00
UNON		2.90	5.14	0.00	0.00	0.00	368.48	0.00
UNOPS		0.00	9.41	1,328.94	0.00	1,729.85	13,742.36	5.55
UNOV		0.00	0.00	0.83	0.00	0.00	2,586.47	0.00
UN/PD		0.00	1,910.75	3,408.71	0.00	3,093.89	35,523.19	0.00
UNRWA		0.00	1,432.19	0.00	0.00	0.00	166.41	0.00
UNU		0.00	0.00	0.00	0.00	0.00	0.00	0.00
UNV		0.00	0.00	0.00	0.00	0.00	0.00	0.00
UNWOMEN		0.00	0.00	0.00	0.00	74.90	210.04	0.30
UPU		0.00	0.00	0.00	0.00	0.00	126.08	0.00
WFP		587.61	0.00	0.00	0.00	3,573.11	0.00	0.00
WHO		0.00	2,318.13	5.20	333.10	354.83	10,988.15	8.09
WIPO		0.00	0.00	0.00	0.00	0.00	2.92	0.00
WMO		0.00	0.00	0.00	0.00	0.00	0.00	0.00
WTO		0.00	0.00	0.00	0.00	0.00	0.00	0.00
<b>All</b>	<b>16,800.66</b>	<b>11,120.73</b>	<b>6,033.56</b>	<b>2,793.82</b>	<b>25,935.40</b>	<b>299,520.79</b>	<b>1,496.92</b>	
<b>%</b>	<b>0.22%</b>	<b>0.15%</b>	<b>0.08%</b>	<b>0.04%</b>	<b>0.34%</b>	<b>3.92%</b>	<b>0.02%</b>	

Agency	Supplier Countries							
	Dominica	Dominican Republic	Ecuador	Egypt	El Salvador	Equatorial Guinea	Eritrea	
ESCWA		0.00	0.00	0.00	0.00	0.00	0.00	0.00
ECA		0.00	0.00	0.00	0.00	0.00	0.00	0.00
ECLAC		0.00	0.00	0.00	0.00	0.00	0.00	0.00
FAO		5.79	127.62	455.70	657.77	593.58	32.90	67.90
IAEA		0.00	0.00	213.76	125.33	0.00	0.00	0.00
IFAD		0.00	0.00	0.00	0.00	0.00	0.00	0.00
ILO		0.00	0.00	0.00	270.01	0.00	0.00	0.00
ITC		0.00	0.00	0.00	0.00	0.00	0.00	0.00
ITU		0.00	0.00	0.00	0.00	0.00	0.00	0.00
OPCW		0.00	0.00	0.00	0.00	0.00	0.00	0.00
PAHO		0.00	61.95	157.99	0.00	37.17	0.00	0.00
UNAIDS		0.00	0.69	1.97	62.98	12.53	0.00	25.87
UNDP		0.00	982.93	701.56	4,281.95	15,466.62	1,745.69	1,650.58
UNESCO		0.00	59.48	108.92	66.80	0.00	0.00	6.05
UNFPA		0.00	10.44	1,995.49	87.20	54.18	16.32	39.98
UNHCR		0.00	0.00	144.62	1,831.19	0.00	0.00	63.87
UNICEF		0.00	1,915.22	103.09	925.92	315.09	132.24	46.33
UNIDO		0.00	0.00	172.57	75.11	0.00	0.00	0.00
UNOG		0.00	0.00	0.00	0.00	0.00	0.00	0.00
UNON		0.00	0.00	13.02	0.00	9.40	0.00	0.00
UNOPS		0.00	4.86	0.00	19.31	99.04	0.00	0.00
UNOV		0.00	0.00	0.00	0.00	0.00	0.00	0.00
UN/PD		0.00	883.18	0.00	215.70	0.00	0.00	0.00
UNRWA		0.00	0.00	0.00	558.83	0.00	0.00	0.00
UNU		0.00	0.00	0.00	0.00	0.00	0.00	0.00
UNV		0.00	0.00	0.00	0.00	0.00	0.00	0.00
UNWOMEN		0.00	209.05	14.20	95.01	2.62	0.00	0.00
UPU		0.00	0.00	0.00	0.00	0.00	0.00	0.00
WFP		0.00	0.00	507.49	47,240.84	717.00	0.00	0.00
WHO		0.00	0.00	0.00	8,965.13	0.00	23.33	134.96
WIPO		0.00	0.00	0.00	11.73	0.00	0.00	0.00
WMO		0.00	0.00	0.00	0.00	0.00	0.00	0.00
WTO		0.00	0.00	0.00	0.00	0.00	0.00	0.00
<b>All</b>	<b>5.79</b>	<b>4,255.42</b>	<b>4,590.40</b>	<b>65,490.81</b>	<b>17,307.22</b>	<b>1,950.48</b>	<b>2,035.53</b>	
<b>%</b>	<b>0.00%</b>	<b>0.06%</b>	<b>0.06%</b>	<b>0.86%</b>	<b>0.23%</b>	<b>0.03%</b>	<b>0.03%</b>	

(USD Thousand)

Agency	Supplier Countries						
	Estonia	Ethiopia	Fiji	Finland	France	Gabon	Gambia
ESCWA	0.00	0.00	0.00	0.00	0.00	0.00	0.00
ECA	0.00	1,145.17	0.00	0.00	0.00	218.79	0.00
ECLAC	0.00	0.00	0.00	0.00	0.00	42.64	0.00
FAO	0.00	2,779.47	50.47	52.20	922.15	142.96	312.76
IAEA	0.00	73.27	0.00	7.55	3,302.64	0.00	0.00
IFAD	0.00	0.00	0.00	0.00	4.30	0.00	0.00
ILO	0.00	51.63	0.00	97.80	122.88	0.00	0.00
ITC	0.00	0.00	22.92	0.00	117.91	0.00	0.00
ITU	0.00	0.00	0.00	0.00	581.02	0.00	78.44
OPCW	0.00	0.00	0.00	30.05	2.58	0.00	0.00
PAHO	0.00	0.00	0.00	0.00	68,505.57	0.00	0.00
UNAIDS	0.00	37.29	31.94	0.00	234.05	13.22	17.81
UNDP	0.00	7,412.49	200.18	3,012.25	16,795.33	382.50	796.90
UNESCO	0.00	27.38	0.00	0.00	3,337.03	89.42	0.00
UNFPA	0.00	151.72	213.55	21,986.57	362.31	67.32	251.25
UNHCR	0.00	6,677.57	0.00	698.11	4,773.58	2.24	199.42
UNICEF	0.00	8,422.00	137.26	2,187.41	186,574.15	132.88	88.58
UNIDO	0.00	166.68	0.00	0.00	111.16	0.00	53.06
UNOG	0.00	0.00	0.00	4.35	839.34	0.00	0.00
UNON	0.00	1.46	0.00	0.00	188.64	0.00	0.00
UNOPS	0.00	388.23	0.00	18.69	5,021.41	1.78	6.54
UNOV	0.00	0.00	0.00	0.00	229.21	0.00	0.00
UN/PD	0.00	214.00	0.00	82.24	25,071.40	30.00	0.00
UNRWA	0.00	0.00	0.00	0.00	83.25	0.00	0.00
UNU	0.00	0.00	0.00	63.36	0.00	0.00	0.00
UNV	0.00	0.00	0.00	31.42	0.00	0.00	0.00
UNWOMEN	0.00	7.06	124.44	10.67	0.00	0.00	0.00
UPU	0.00	0.00	0.00	0.00	0.00	0.00	0.00
WFP	312.64	67,190.22	0.00	0.00	44,459.42	0.00	0.00
WHO	6.52	380.05	189.64	306.19	7,651.62	323.22	24.61
WIPO	0.00	0.00	0.00	0.00	365.10	0.00	0.00
WMO	0.00	0.00	0.00	44.14	0.00	0.00	0.00
WTO	0.00	0.00	0.00	0.00	0.00	0.00	0.00
<b>All</b>	<b>319.16</b>	<b>95,125.68</b>	<b>970.38</b>	<b>28,633.01</b>	<b>369,917.48</b>	<b>1,185.54</b>	<b>1,829.37</b>
<b>%</b>	<b>0.00%</b>	<b>1.25%</b>	<b>0.01%</b>	<b>0.38%</b>	<b>4.85%</b>	<b>0.02%</b>	<b>0.02%</b>

Agency	Supplier Countries						
	Georgia	Germany	Ghana	Greece	Grenada	Guatemala	Guinea
ESCWA	0.00	62.13	0.00	0.00	0.00	0.00	0.00
ECA	0.00	141.58	0.00	0.00	0.00	0.00	0.00
ECLAC	0.00	11.69	0.00	0.00	0.00	0.00	0.00
FAO	10.27	1,964.83	552.71	0.00	9.18	242.49	410.45
IAEA	0.00	14,051.43	0.00	0.00	0.00	0.00	0.00
IFAD	0.00	0.28	0.00	0.00	0.00	1.00	0.00
ILO	0.00	32.89	0.00	0.67	0.00	0.00	0.00
ITC	0.00	66.48	0.00	0.00	0.00	0.00	0.00
ITU	18.37	53.50	0.00	0.00	0.00	0.00	0.00
OPCW	0.00	1,093.37	0.00	0.00	0.00	0.00	0.00
PAHO	0.00	2,279.48	0.00	0.00	0.00	1,266.61	0.00
UNAIDS	0.00	55.47	39.61	4.00	0.00	59.78	17.74
UNDP	1,638.87	12,839.60	1,450.77	25.47	20.62	950.31	3,307.59
UNESCO	0.00	74.38	37.81	0.00	0.00	59.97	2.60
UNFPA	5.70	35,445.83	329.19	0.00	0.00	34.62	140.38
UNHCR	363.80	7,637.40	523.10	694.10	0.00	0.00	676.39
UNICEF	388.38	35,628.67	1,367.36	2,211.13	0.00	1,446.63	671.19
UNIDO	0.00	1,730.74	42.27	0.00	0.00	48.92	1.37
UNOG	0.00	2,153.69	0.00	0.00	0.00	0.00	0.00
UNON	0.00	125.24	0.00	5.83	0.00	16.53	0.00
UNOPS	17.33	1,359.60	7.07	129.07	0.00	2,595.43	22.71
UNOV	0.00	64.24	0.00	0.00	0.00	0.00	0.00
UN/PD	0.00	33,579.62	81.62	8.87	0.00	0.00	0.00
UNRWA	0.00	199.69	0.00	0.00	0.00	0.00	0.00
UNU	0.00	237.18	25.83	0.00	0.00	0.00	0.00
UNV	0.00	448.33	0.00	0.00	0.00	0.00	0.00
UNWOMEN	75.51	39.15	2.43	0.00	0.00	11.80	0.00
UPU	0.00	0.00	0.00	0.00	0.00	0.00	6.70
WFP	0.00	8,124.54	2,001.33	802.50	0.00	2,343.94	0.00
WHO	64.00	10,529.79	81.42	318.83	0.00	0.00	220.09
WIPO	0.00	111.11	0.00	0.00	0.00	0.00	0.00
WMO	0.00	12.85	0.00	0.00	0.00	0.00	0.00
WTO	0.00	0.00	0.00	0.00	0.00	0.00	0.00
<b>All</b>	<b>2,582.21</b>	<b>170,154.78</b>	<b>6,542.51</b>	<b>4,200.47</b>	<b>29.80</b>	<b>9,078.01</b>	<b>5,477.22</b>
<b>%</b>	<b>0.03%</b>	<b>2.23%</b>	<b>0.09%</b>	<b>0.06%</b>	<b>0.00%</b>	<b>0.12%</b>	<b>0.07%</b>



Agency	Supplier Countries							(USD Thousand)
	Guinea-Bissau	Guyana	Haiti	Honduras	Hungary	Iceland	India	
ESCWA	0.00	0.00	0.00	0.00	0.00	0.00	0.00	0.00
ECA	0.00	0.00	0.00	0.00	0.00	9.26	0.00	0.00
ECLAC	0.00	0.00	0.00	0.00	0.00	0.00	0.00	0.00
FAO	250.56	14.76	939.26	718.39	91.43	0.00	0.00	507.96
IAEA	0.00	0.00	0.00	0.00	5,255.38	0.00	0.00	0.00
IFAD	0.00	0.00	0.00	0.00	0.00	0.00	0.00	0.00
ILO	0.00	0.00	15.85	0.00	51.29	0.00	0.00	45.71
ITC	0.00	0.00	0.00	0.00	0.00	0.00	0.00	0.00
ITU	0.00	0.00	0.00	0.00	0.00	0.00	0.00	7.80
OPCW	0.00	0.00	0.00	0.00	0.00	0.00	0.00	0.00
PAHO	0.00	0.00	0.00	0.00	0.00	0.00	0.00	79,714.15
UNAIDS	0.00	8.25	12.96	1.57	0.00	0.00	0.00	88.27
UNDP	1,365.42	185.55	2,736.77	2,223.98	6.43	0.00	0.00	16,319.61
UNESCO	0.00	0.00	36.03	0.00	0.00	0.00	0.00	192.70
UNFPA	75.61	0.90	52.13	62.37	200.78	0.00	0.00	14,655.16
UNHCR	24.60	0.00	0.00	0.00	132.05	0.00	0.00	47,030.59
UNICEF	284.85	44.80	2,565.25	232.54	86.94	0.00	0.00	640,353.88
UNIDO	0.00	0.00	35.03	3.93	0.00	0.00	0.00	1,275.70
UNOG	0.00	0.00	0.00	0.00	0.00	0.00	0.00	0.00
UNON	0.00	0.00	21.73	0.00	11.52	0.00	0.00	0.00
UNOPS	0.00	0.00	6,210.69	6.97	0.00	0.00	0.00	8,967.61
UNOV	0.00	0.00	0.00	0.00	11.86	0.00	0.00	0.00
UN/PD	667.81	0.00	1,180.80	0.00	0.00	0.00	0.00	246.44
UNRWA	0.00	0.00	0.00	0.00	0.00	0.00	0.00	126.05
UNU	0.00	0.00	0.00	0.00	0.00	0.00	0.00	0.00
UNV	0.00	0.00	0.00	0.00	0.00	0.00	0.00	0.00
UNWOMEN	3.40	0.00	31.44	0.83	0.00	0.00	0.00	21.56
UPU	0.00	0.00	0.00	0.00	0.00	0.00	0.00	30.44
WFP	0.00	0.00	3,416.21	10,564.71	1,607.48	0.00	0.00	127,677.85
WHO	157.66	0.00	0.00	0.00	579.04	0.00	0.00	16,127.24
WIPO	0.00	0.00	0.00	0.00	0.00	0.00	0.00	1.75
WMO	0.00	0.00	0.00	0.00	0.00	0.00	0.00	0.00
WTO	0.00	0.00	0.00	0.00	0.00	0.00	0.00	0.00
<b>All</b>	<b>2,829.92</b>	<b>254.26</b>	<b>17,254.13</b>	<b>13,815.28</b>	<b>8,043.47</b>	<b>0.00</b>	<b>0.00</b>	<b>953,390.46</b>
<b>%</b>	<b>0.04%</b>	<b>0.00%</b>	<b>0.23%</b>	<b>0.18%</b>	<b>0.11%</b>	<b>0.00%</b>	<b>0.00%</b>	<b>12.49%</b>

Agency	Supplier Countries							
	Indonesia	Iran (Islamic Republic of)	Iraq	Ireland	Israel	Italy	Jamaica	
ESCWA	0.00	0.00	0.00	0.00	50.24	0.00	6.79	0.00
ECA	0.00	0.00	0.00	0.00	224.29	10.75	302.97	0.00
ECLAC	0.00	0.00	0.00	0.00	0.00	0.00	0.00	0.00
FAO	336.88	4.22	0.00	0.00	139.54	630.92	8,206.07	39.69
IAEA	89.71	0.00	0.00	0.00	1,019.20	181.26	2,854.38	14.48
IFAD	0.00	0.00	0.00	0.00	0.00	0.00	1,531.44	0.00
ILO	204.50	0.00	0.00	0.00	50.20	51.89	115.11	0.00
ITC	0.00	0.00	0.00	0.00	306.00	0.00	0.00	0.00
ITU	1.65	0.00	0.00	0.00	67.80	7.13	0.00	0.00
OPCW	0.00	0.00	0.00	0.00	8.26	0.00	0.00	0.00
PAHO	0.00	0.00	0.00	0.00	124.80	632.68	3,264.41	0.00
UNAIDS	18.40	0.52	0.00	0.00	24.81	1.96	0.00	7.08
UNDP	1,856.13	1,471.45	309.19	397.42	1,000.07	898.75	898.75	455.60
UNESCO	91.05	67.42	148.53	1.25	27.41	1,844.70	66.32	66.32
UNFPA	72.98	11.82	229.10	26.04	210.17	2,491.98	5.59	5.59
UNHCR	44.13	2,768.52	10,181.26	0.00	11.42	770.28	0.00	0.00
UNICEF	27,540.28	85.28	4,628.15	1,809.71	10,009.26	18,693.24	137.16	137.16
UNIDO	24.28	137.01	2.38	0.00	0.00	3,471.60	0.00	0.00
UNOG	0.00	0.00	0.00	0.00	0.00	0.00	0.00	0.00
UNON	0.00	0.00	67.88	7.33	0.00	1.32	79.96	79.96
UNOPS	311.09	3.39	17.80	383.31	231.93	2,168.34	0.00	0.00
UNOV	0.00	0.00	0.00	0.84	0.00	278.33	0.00	0.00
UN/PD	0.00	0.00	3,156.57	335.49	4,975.31	27,655.95	0.00	0.00
UNRWA	0.00	0.00	0.00	0.00	6,799.97	537.06	0.00	0.00
UNU	0.00	0.00	0.00	0.00	0.00	0.00	0.00	0.00
UNV	0.00	0.00	0.00	0.00	0.00	0.00	0.00	0.00
UNWOMEN	2.82	0.00	0.00	0.00	75.36	0.00	0.00	0.00
UPU	0.00	0.00	0.00	0.00	0.00	0.00	0.00	0.00
WFP	55,901.04	996.17	0.00	321.87	0.00	29,453.71	0.00	0.00
WHO	668.23	9.67	282.76	2,176.40	229.58	3,610.67	0.00	0.00
WIPO	0.00	0.00	0.00	0.02	0.00	0.00	0.00	0.00
WMO	0.00	0.00	0.00	1.79	0.00	0.00	0.00	0.00
WTO	0.00	0.00	0.00	0.00	0.00	0.00	0.00	0.00
<b>All</b>	<b>87,163.18</b>	<b>5,555.47</b>	<b>19,023.62</b>	<b>7,476.58</b>	<b>25,087.06</b>	<b>108,157.09</b>	<b>805.88</b>	<b>805.88</b>
<b>%</b>	<b>1.14%</b>	<b>0.07%</b>	<b>0.25%</b>	<b>0.10%</b>	<b>0.33%</b>	<b>1.42%</b>	<b>0.01%</b>	<b>0.01%</b>

(USD Thousand)

Agency	Supplier Countries							
	Japan	Jordan	Kazakhstan	Kenya	Kiribati	Kuwait	Kyrgyzstan	
ESCWA	41.43	10.50	0.00	0.00	0.00	0.00	0.00	0.00
ECA	0.00	0.00	0.00	810.57	0.00	0.00	0.00	0.00
ECLAC	0.00	0.00	0.00	0.00	0.00	0.00	0.00	0.00
FAO	135.98	3,040.65	5.00	3,980.35	4.32	0.00	119.23	
IAEA	532.85	0.00	18.96	23.69	0.00	0.00	0.00	
IFAD	0.00	0.00	0.00	0.00	0.00	0.00	0.00	
ILO	228.81	26.42	0.00	0.00	0.00	7.62	0.00	
ITC	0.00	0.00	0.00	232.48	0.00	0.00	0.00	
ITU	0.00	0.00	0.00	0.00	0.00	0.00	0.00	
OPCW	0.00	0.00	0.00	0.00	0.00	0.00	0.00	
PAHO	0.00	0.00	0.00	0.00	0.00	0.00	0.00	
UNAIDS	31.01	0.00	5.79	87.41	0.00	0.00	0.00	
UNDP	764.55	1,402.97	679.13	9,892.20	4.47	686.93	1,653.31	
UNESCO	80.16	197.72	53.37	97.28	0.00	0.00	5.05	
UNFPA	146.20	234.57	7.13	277.21	0.00	0.00	81.69	
UNHCR	22,162.72	50,604.13	60.88	23,227.34	0.00	9,252.02	48.74	
UNICEF	13,285.42	25,061.91	133.60	10,603.65	0.00	0.00	1,073.50	
UNIDO	0.00	11.66	0.00	79.30	0.00	0.00	3.18	
UNOG	0.00	0.00	0.00	0.00	0.00	0.00	0.00	
UNON	10.97	212.04	0.00	2,605.45	0.00	0.00	0.00	
UNOPS	35,293.04	9,423.52	0.54	8,724.15	0.00	451.27	0.15	
UNOV	36.00	0.00	0.00	0.00	0.00	0.00	0.00	
UN/PD	7,778.59	232.15	0.00	12,909.78	0.00	46,428.18	0.00	
UNRWA	46.50	14,313.40	0.00	38.74	0.00	0.78	0.00	
UNU	242.88	0.00	0.00	0.00	0.00	0.00	0.00	
UNV	0.00	0.00	0.00	0.00	0.00	0.00	0.00	
UNWOMEN	82.97	152.43	2.80	430.42	0.00	0.00	24.50	
UPU	0.00	0.00	0.00	0.00	0.00	0.00	0.00	
WFP	2,237.09	13,619.39	64.61	10,990.34	0.00	0.00	0.00	
WHO	9,647.96	2,299.89	7.75	1,176.13	2.38	0.00	3.64	
WIPO	0.00	0.00	0.00	0.00	0.00	0.00	0.00	
WMO	7.41	0.00	0.00	1.60	0.00	0.00	0.00	
WTO	0.00	0.00	0.00	0.00	0.00	0.00	0.00	
<b>All</b>	<b>92,792.53</b>	<b>120,843.34</b>	<b>1,039.56</b>	<b>86,188.09</b>	<b>11.17</b>	<b>56,826.79</b>	<b>3,013.00</b>	
<b>%</b>	<b>1.22%</b>	<b>1.58%</b>	<b>0.01%</b>	<b>1.13%</b>	<b>0.00%</b>	<b>0.74%</b>	<b>0.04%</b>	

Agency	Supplier Countries							
	Lao People's Dem. Republic	Latvia	Lebanon	Lesotho	Liberia	Libya	Liechtenstein	
ESCWA	0.00	0.00	807.56	0.00	0.00	0.00	0.00	
ECA	0.00	0.00	0.00	0.00	0.00	0.00	0.00	
ECLAC	0.00	0.00	0.00	0.00	0.00	0.00	0.00	
FAO	181.13	0.00	974.60	1,218.69	764.05	0.00	0.00	
IAEA	0.00	520.89	0.00	0.00	0.00	0.00	0.00	
IFAD	0.00	0.00	0.00	0.00	0.00	0.00	0.00	
ILO	8.14	0.00	200.80	0.00	0.00	0.00	0.00	
ITC	0.00	0.00	0.00	0.00	0.00	0.00	0.00	
ITU	0.00	0.00	0.00	0.00	0.00	0.00	0.00	
OPCW	0.00	0.00	73.33	0.00	0.00	0.00	0.00	
PAHO	0.00	0.00	0.00	0.00	0.00	0.00	0.00	
UNAIDS	1.91	0.00	0.00	29.93	24.04	0.00	0.00	
UNDP	2,366.00	25.30	5,612.19	419.70	1,211.29	245.30	0.00	
UNESCO	1.57	0.00	85.20	0.00	56.55	0.00	0.00	
UNFPA	41.73	0.00	63.32	84.39	223.08	13.46	0.00	
UNHCR	0.00	0.00	45,702.31	0.00	2,009.06	520.27	0.00	
UNICEF	863.82	0.00	29,149.38	101.82	1,231.73	310.67	0.00	
UNIDO	9.75	0.00	568.11	0.00	80.45	90.37	0.00	
UNOG	0.00	0.00	0.00	0.00	0.00	0.00	0.00	
UNON	0.00	0.00	0.00	0.00	0.00	0.00	23.40	
UNOPS	0.00	0.00	890.28	21.84	1,182.27	23.64	0.00	
UNOV	0.00	0.00	0.26	0.00	0.00	0.00	0.00	
UN/PD	0.00	0.00	42,947.35	0.00	29,126.83	165.45	0.00	
UNRWA	0.00	0.00	19,476.51	0.00	0.00	0.00	0.00	
UNU	0.00	0.00	0.00	0.00	0.00	0.00	0.00	
UNV	0.00	0.00	0.00	0.00	0.00	0.00	0.00	
UNWOMEN	0.00	0.00	0.00	0.00	142.63	0.00	0.00	
UPU	37.24	0.00	0.00	0.00	0.00	0.00	0.00	
WFP	1,020.60	0.00	18,837.83	0.00	410.59	0.00	0.00	
WHO	914.47	2.07	1,176.76	51.77	188.83	4.79	0.00	
WIPO	0.00	0.00	0.00	0.00	0.00	0.00	0.00	
WMO	0.00	0.00	0.00	0.00	0.00	0.00	0.00	
WTO	0.00	0.00	0.00	0.00	0.00	0.00	0.00	
<b>All</b>	<b>5,446.36</b>	<b>548.26</b>	<b>166,565.79</b>	<b>1,928.15</b>	<b>36,651.39</b>	<b>1,373.94</b>	<b>23.40</b>	
<b>%</b>	<b>0.07%</b>	<b>0.01%</b>	<b>2.18%</b>	<b>0.03%</b>	<b>0.48%</b>	<b>0.02%</b>	<b>0.00%</b>	

Agency	Supplier Countries							(USD Thousand)
	Lithuania	Luxembourg	Madagascar	Malawi	Malaysia	Maldives	Mali	
ESCWA	0.00	0.00	0.00	0.00	0.00	0.00	0.00	0.00
ECA	0.00	0.00	0.00	0.00	0.00	0.00	0.00	0.00
ECLAC	0.00	0.00	0.00	0.00	0.00	0.00	0.00	0.00
FAO	0.00	80.50	2,053.78	1,391.38	7.08	0.00	2,542.44	
IAEA	41.94	165.46	0.00	0.00	0.00	0.00	0.00	0.00
IFAD	0.00	0.00	0.00	0.00	0.00	0.00	0.00	0.00
ILO	0.00	0.00	0.00	0.00	0.05	0.00	0.00	0.00
ITC	0.00	0.00	0.00	0.00	0.00	0.00	0.00	0.00
ITU	10.65	0.00	0.00	0.00	13.12	0.00	245.63	
OPCW	0.00	302.00	0.00	0.00	0.00	0.00	0.00	0.00
PAHO	0.00	1,839.47	0.00	0.00	0.11	0.00	0.00	0.00
UNAIDS	0.00	0.00	66.10	13.96	4.00	0.00	41.92	
UNDP	4.70	29.28	1,367.01	1,985.74	565.81	154.68	4,018.34	
UNESCO	0.00	19.49	8.85	11.88	9.03	0.00	50.93	
UNFPA	0.00	0.00	622.66	224.59	1,667.67	2.56	629.86	
UNHCR	0.00	0.00	0.00	224.04	1,026.60	0.00	946.19	
UNICEF	0.00	8,201.75	4,999.38	5,586.57	1,778.90	16.95	8,024.74	
UNIDO	0.00	0.00	0.00	0.00	54.19	4.17	0.00	0.00
UNOG	0.00	0.00	0.00	0.00	0.00	0.00	0.00	0.00
UNON	0.00	0.00	0.00	0.00	0.00	0.00	0.00	0.00
UNOPS	0.00	0.00	0.00	0.00	19.27	435.51	111.81	
UNOV	0.00	3.56	0.00	0.00	0.00	0.00	0.00	0.00
UN/PD	0.00	18.32	0.00	0.00	0.00	0.00	9,116.06	
UNRWA	0.00	0.00	0.00	0.00	0.00	0.00	0.00	0.00
UNU	0.00	0.00	0.00	0.00	37.78	0.00	0.00	0.00
UNV	0.00	0.00	0.00	0.00	0.00	0.00	0.00	0.00
UNWOMEN	0.00	0.00	0.00	21.97	0.00	0.00	235.59	
UPU	0.00	0.00	0.00	0.00	0.00	0.00	0.00	0.00
WFP	0.00	0.00	1,740.13	27,293.89	5,531.89	0.00	18,380.19	
WHO	0.00	1,473.25	86.69	39.05	689.85	26.27	590.06	
WIPO	0.00	0.00	0.00	0.00	0.00	0.00	0.00	0.00
WMO	0.00	0.00	0.00	0.00	0.00	0.00	0.00	0.00
WTO	0.00	0.00	0.00	0.00	0.00	0.00	0.00	0.00
<b>All</b>	<b>57.29</b>	<b>12,133.08</b>	<b>10,944.60</b>	<b>36,793.06</b>	<b>11,405.34</b>	<b>640.16</b>	<b>44,933.77</b>	
<b>%</b>	<b>0.00%</b>	<b>0.16%</b>	<b>0.14%</b>	<b>0.48%</b>	<b>0.15%</b>	<b>0.01%</b>	<b>0.59%</b>	

Agency	Supplier Countries							
	Malta	Marshall Islands	Mauritania	Mauritius	Mexico	Micronesia (Fed. States of)	Monaco	
ESCWA	0.00	0.00	0.00	0.00	0.00	0.00	0.00	0.00
ECA	0.00	0.00	0.00	0.00	0.00	0.00	0.00	0.00
ECLAC	0.00	0.00	0.00	0.00	0.00	127.13	0.00	0.00
FAO	0.00	70.38	600.60	42.30	512.69	34.17	0.00	0.00
IAEA	0.00	0.00	0.00	0.00	148.86	0.00	0.00	0.00
IFAD	0.00	0.00	0.00	0.00	0.00	0.00	0.00	0.00
ILO	0.00	0.00	0.00	0.00	0.00	0.00	0.00	0.00
ITC	0.00	0.00	0.00	0.00	0.00	0.00	0.00	0.00
ITU	0.00	0.00	0.00	0.00	0.00	0.00	0.00	0.00
OPCW	0.00	0.00	0.00	0.00	0.00	0.00	0.00	0.00
PAHO	0.00	0.00	0.00	0.00	669.30	0.00	0.00	0.00
UNAIDS	6.99	0.00	38.81	0.00	0.00	0.00	0.00	0.00
UNDP	0.77	5.14	882.38	480.53	2,088.50	0.00	793.13	
UNESCO	0.00	0.00	0.36	0.00	88.68	0.00	0.00	0.00
UNFPA	0.00	29.51	283.56	0.00	49.86	0.00	0.00	0.00
UNHCR	9.08	0.00	4,896.87	0.00	57.09	0.00	0.00	0.00
UNICEF	0.00	0.00	869.99	3.85	124.90	0.00	0.00	0.00
UNIDO	4.66	0.00	0.00	6.26	64.26	0.00	0.00	0.00
UNOG	0.00	0.00	0.00	0.00	0.00	0.00	0.00	0.00
UNON	0.00	0.00	0.00	0.00	0.10	0.00	0.00	0.00
UNOPS	0.00	0.00	0.00	72.46	117.75	1.05	0.00	0.00
UNOV	0.00	0.00	0.00	0.00	0.00	0.00	0.00	0.00
UN/PD	0.00	0.00	0.00	81.11	0.00	0.00	0.00	0.00
UNRWA	0.00	0.00	0.00	0.00	0.00	0.00	0.00	0.00
UNU	0.00	0.00	0.00	0.00	0.00	0.00	0.00	0.00
UNV	0.00	0.00	0.00	0.00	0.00	0.00	0.00	0.00
UNWOMEN	0.00	0.00	0.00	0.00	100.64	0.00	0.00	0.00
UPU	0.00	0.00	0.00	0.00	0.00	0.00	0.00	0.00
WFP	0.00	0.00	0.00	0.00	163.93	0.00	0.00	0.00
WHO	268.62	0.00	461.54	385.82	0.00	0.00	0.00	0.00
WIPO	0.00	0.00	0.00	0.00	0.00	0.00	0.00	0.00
WMO	0.00	0.00	0.00	0.00	0.00	0.00	0.00	0.00
WTO	0.00	0.00	0.00	0.00	0.00	0.00	0.00	0.00
<b>All</b>	<b>290.12</b>	<b>105.02</b>	<b>8,034.11</b>	<b>1,072.34</b>	<b>4,313.69</b>	<b>35.22</b>	<b>793.13</b>	
<b>%</b>	<b>0.00%</b>	<b>0.00%</b>	<b>0.11%</b>	<b>0.01%</b>	<b>0.06%</b>	<b>0.00%</b>	<b>0.01%</b>	

(USD Thousand)

Agency	Supplier Countries						
	Mongolia	Montenegro	Morocco	Mozambique	Myanmar	Namibia	Nauru
ESCWA	0.00	0.00	0.00	0.00	0.00	0.00	0.00
ECA	0.00	0.00	21.25	0.00	0.00	0.00	0.00
ECLAC	0.00	0.00	0.00	0.00	0.00	0.00	0.00
FAO	23.31	0.00	83.53	677.34	714.81	121.08	0.00
IAEA	0.00	0.00	48.61	0.00	0.00	0.00	0.00
IFAD	0.00	0.00	0.00	0.00	0.00	0.00	0.00
ILO	0.00	0.00	0.00	0.00	0.00	0.00	0.00
ITC	0.00	0.00	0.00	0.00	0.00	0.00	0.00
ITU	0.00	0.00	0.00	0.00	0.00	0.00	0.00
OPCW	0.00	0.00	0.00	0.00	0.00	0.00	0.00
PAHO	0.00	0.00	0.00	0.00	0.00	0.00	0.00
UNAIDS	0.00	0.00	3.99	116.60	75.83	7.01	0.00
UNDP	591.13	961.61	694.73	2,739.56	860.17	239.77	0.00
UNESCO	0.62	0.00	61.77	37.15	8.70	69.22	0.00
UNFPA	1,380.85	0.00	9.63	193.78	1,054.03	73.90	0.00
UNHCR	0.00	119.20	69.92	35.22	3,339.97	263.14	0.00
UNICEF	1,077.00	119.56	86.59	3,462.71	2,252.68	244.75	0.00
UNIDO	18.87	0.00	26.65	65.21	4.84	1.12	0.00
UNOG	0.00	0.00	0.00	0.00	0.00	0.00	0.00
UNON	0.00	0.00	0.00	0.00	196.95	0.00	0.00
UNOPS	5.64	0.00	45.73	8.70	2,486.36	1.47	0.00
UNOV	0.00	0.00	0.00	0.00	0.00	0.00	0.00
UN/PD	0.00	0.00	3,743.60	0.00	0.00	0.00	0.00
UNRWA	0.00	0.00	0.00	0.00	0.00	0.00	0.00
UNU	0.00	0.00	0.00	0.00	0.00	0.00	0.00
UNV	0.00	0.00	0.00	0.00	0.00	0.00	0.00
UNWOMEN	0.00	0.00	62.91	17.20	0.00	0.00	0.00
UPU	0.00	0.00	0.00	0.00	0.00	0.00	0.00
WFP	0.00	0.00	86.48	4,525.58	25,560.81	31.50	0.00
WHO	414.75	3.66	47.10	118.73	1,194.93	57.69	0.00
WIPO	0.00	0.00	0.00	0.00	0.00	0.00	0.00
WMO	0.00	0.00	0.00	0.00	0.00	0.00	0.00
WTO	0.00	0.00	0.00	0.00	0.00	0.00	0.00
<b>All</b>	<b>3,512.17</b>	<b>1,204.02</b>	<b>5,092.49</b>	<b>11,997.79</b>	<b>37,750.06</b>	<b>1,110.64</b>	<b>0.00</b>
<b>%</b>	<b>0.05%</b>	<b>0.02%</b>	<b>0.07%</b>	<b>0.16%</b>	<b>0.49%</b>	<b>0.01%</b>	<b>0.00%</b>

Agency	Supplier Countries						
	Nepal	Netherlands	New Zealand	Nicaragua	Niger	Nigeria	Norway
ESCWA	0.00	0.00	0.00	0.00	0.00	0.00	0.00
ECA	0.00	123.60	0.00	0.00	0.00	0.00	0.00
ECLAC	0.00	0.00	0.00	0.00	0.00	0.00	0.00
FAO	68.65	3,294.33	479.23	927.87	2,204.67	594.30	2.85
IAEA	0.00	651.55	0.00	0.00	0.00	0.00	0.00
IFAD	0.00	14.69	0.00	0.00	0.00	0.00	0.00
ILO	0.00	212.33	0.00	0.00	0.00	0.00	0.00
ITC	0.00	9.14	0.00	0.00	0.00	0.00	0.59
ITU	0.00	0.00	0.00	0.00	12.66	0.00	0.00
OPCW	0.00	1,939.69	0.00	0.00	0.00	0.00	14.57
PAHO	0.00	95,505.72	0.00	0.00	0.00	0.00	358.96
UNAIDS	26.47	74.25	0.00	0.00	20.34	37.09	0.00
UNDP	2,508.55	25,887.13	289.47	1,783.85	1,581.48	1,199.53	1,435.43
UNESCO	51.36	71.90	1.15	0.00	0.27	40.27	0.30
UNFPA	44.01	47,652.58	0.00	541.31	178.84	401.94	61.88
UNHCR	156.42	4,882.40	0.01	0.00	2,065.08	1,266.62	1,420.52
UNICEF	884.18	26,272.27	88.82	229.16	5,276.54	3,406.60	1,825.02
UNIDO	1.86	1,261.74	0.00	16.73	0.00	21.83	0.00
UNOG	0.00	119.41	0.00	0.00	0.00	0.00	0.00
UNON	0.00	0.00	0.00	0.00	0.00	0.00	0.00
UNOPS	9.27	10,616.33	319.37	77.65	1.94	437.42	103.42
UNOV	0.00	185.96	0.00	0.00	0.00	0.00	0.00
UN/PD	0.00	8,767.57	1,858.25	0.00	0.00	51.76	60.25
UNRWA	0.00	22,841.41	0.00	0.00	0.00	0.00	16.15
UNU	0.00	126.80	0.00	0.00	0.00	0.00	0.00
UNV	0.00	1.04	0.00	0.00	0.00	0.00	0.00
UNWOMEN	126.95	0.00	1.09	2.54	0.31	71.22	0.00
UPU	0.00	0.00	0.00	0.00	0.00	0.00	0.00
WFP	1,057.65	4,681.30	0.00	1,755.59	10,171.42	0.00	0.00
WHO	452.03	27,349.55	252.49	0.00	136.50	1,239.86	1,339.67
WIPO	0.00	36.78	0.00	0.00	0.00	0.00	2.19
WMO	0.00	0.00	0.00	0.00	0.00	0.00	0.00
WTO	0.00	0.00	0.00	0.00	0.00	0.00	0.00
<b>All</b>	<b>5,387.41</b>	<b>282,579.45</b>	<b>3,289.86</b>	<b>5,334.70</b>	<b>21,650.04</b>	<b>8,768.43</b>	<b>6,641.80</b>
<b>%</b>	<b>0.07%</b>	<b>3.70%</b>	<b>0.04%</b>	<b>0.07%</b>	<b>0.28%</b>	<b>0.11%</b>	<b>0.09%</b>

Agency	Supplier Countries							(USD Thousand)
	Oman	Pakistan	Palau	Panama	Papua New Guinea	Paraguay	Peru	
ESCWA	0.00	0.00	0.00	0.00	0.00	0.00	0.00	0.00
ECA	0.00	0.00	0.00	0.00	0.00	0.00	0.00	0.00
ECLAC	0.00	0.00	0.00	0.00	0.00	0.00	0.00	0.00
FAO	2.96	3,464.55	1.75	209.07	41.80	141.66	385.02	
IAEA	0.00	20.13	0.00	26.41	0.00	0.00	21.82	
IFAD	0.00	0.00	0.00	0.00	0.00	0.00	0.00	
ILO	0.00	0.00	0.00	13.13	0.00	0.00	188.51	
ITC	0.00	0.00	0.00	0.00	0.00	0.00	0.00	
ITU	0.00	12.26	0.00	0.00	0.00	0.00	0.00	
OPCW	0.00	0.00	0.00	0.00	0.00	0.00	0.00	
PAHO	0.00	0.00	0.00	4,798.61	0.00	0.00	31.36	
UNAIDS	0.00	42.19	0.00	40.42	23.68	0.00	3.00	
UNDP	0.00	1,828.06	7.24	6,619.94	135.75	1,632.04	5,764.67	
UNESCO	0.00	242.46	0.00	1.73	0.00	0.00	4.50	
UNFPA	7.32	74.07	0.00	58.13	14.42	5.48	81.90	
UNHCR	190.54	33,607.24	0.00	25.76	0.00	0.00	0.00	
UNICEF	96.98	12,155.31	0.00	281.79	108.28	50.79	90.78	
UNIDO	0.00	215.69	0.00	15.60	0.00	0.00	3.26	
UNOG	0.00	0.00	0.00	0.00	0.00	0.00	0.00	
UNON	0.00	2,207.46	0.00	157.17	0.00	0.00	0.00	
UNOPS	113.01	283.17	0.00	60.00	0.00	2,871.92	28,832.98	
UNOV	0.00	0.00	0.00	0.00	0.00	0.00	0.00	
UN/PD	0.00	217.01	0.00	114,783.74	0.00	0.00	0.00	
UNRWA	54.28	15.95	0.00	0.00	0.00	0.00	0.00	
UNU	0.00	0.00	0.00	0.00	0.00	0.00	0.00	
UNV	0.00	0.00	0.00	0.00	0.00	0.00	0.00	
UNWOMEN	0.00	131.81	0.00	33.09	119.42	15.15	0.00	
UPU	0.00	0.00	0.00	0.00	0.00	0.00	0.00	
WFP	923.58	47,776.40	0.00	0.00	0.00	455.81	0.00	
WHO	1,644.86	2,165.19	0.00	0.00	45.70	0.00	0.00	
WIPO	0.00	0.00	0.00	0.00	0.00	0.00	0.00	
WMO	0.00	0.00	0.00	0.00	0.00	0.00	0.00	
WTO	0.00	0.00	0.00	0.00	0.00	0.00	0.00	
<b>All</b>	<b>3,033.54</b>	<b>104,458.95</b>	<b>8.99</b>	<b>127,124.57</b>	<b>489.06</b>	<b>5,172.85</b>	<b>35,407.79</b>	
<b>%</b>	<b>0.04%</b>	<b>1.37%</b>	<b>0.00%</b>	<b>1.67%</b>	<b>0.01%</b>	<b>0.07%</b>	<b>0.46%</b>	

Agency	Supplier Countries							
	Philippines	Poland	Portugal	Qatar	Republic of Korea, (South)	Republic of Moldova	Romania	
ESCWA	0.00	0.00	0.00	0.00	0.00	0.00	0.00	0.00
ECA	0.00	0.00	0.00	0.00	0.00	0.00	0.00	0.00
ECLAC	0.00	0.00	0.00	0.00	0.00	0.00	0.00	0.00
FAO	4,490.79	0.00	95.01	0.00	0.00	26.62	0.00	
IAEA	115.33	95.04	0.00	0.00	37.19	0.00	0.00	
IFAD	0.00	0.00	0.00	0.00	0.00	0.00	0.00	
ILO	0.00	0.64	0.00	0.00	0.00	7.18	0.00	
ITC	0.00	0.00	0.00	0.00	0.00	0.00	0.00	
ITU	0.00	0.00	0.00	0.00	0.00	0.00	0.00	
OPCW	0.00	0.00	0.00	0.00	0.00	0.00	0.00	
PAHO	0.00	0.00	0.00	0.00	38,191.31	0.00	0.00	
UNAIDS	3.66	0.00	0.00	0.00	15.92	2.60	0.00	
UNDP	2,932.26	10.84	3.10	0.46	2,233.98	775.59	265.27	
UNESCO	0.00	0.25	0.00	20.26	0.00	0.00	0.00	
UNFPA	2,679.36	0.00	0.00	0.00	753.23	3.81	0.00	
UNHCR	323.02	10.50	72.69	0.00	0.00	63.06	23.76	
UNICEF	9,876.44	205.61	132.33	48.96	6,785.74	11.74	2,302.87	
UNIDO	52.35	90.63	2.69	0.00	35.28	67.15	0.00	
UNOG	24.79	0.00	0.00	0.00	0.00	0.00	0.00	
UNON	0.00	0.00	168.42	0.00	0.00	0.00	0.00	
UNOPS	75.63	0.00	41.72	0.00	1,229.81	45.96	0.00	
UNOV	0.00	0.00	0.00	0.00	0.00	0.00	0.00	
UN/PD	0.00	0.00	0.00	41.20	4,972.13	0.00	-49.92	
UNRWA	0.00	0.00	224.85	0.00	0.00	0.00	0.00	
UNU	0.00	0.00	0.00	0.00	0.00	0.00	0.00	
UNV	0.00	0.00	0.00	0.00	0.00	0.00	0.00	
UNWOMEN	6.66	0.00	0.00	0.00	0.00	152.04	0.00	
UPU	0.00	0.00	0.00	0.00	0.00	0.00	0.00	
WFP	2,239.26	0.00	0.00	0.00	0.00	0.00	0.00	
WHO	3,870.66	0.00	460.52	0.00	5,856.46	20.21	0.00	
WIPO	0.00	0.00	0.00	0.00	0.00	0.00	0.00	
WMO	0.00	0.00	0.00	0.00	0.00	0.00	0.00	
WTO	0.00	0.00	0.00	0.00	0.00	0.00	0.00	
<b>All</b>	<b>26,690.22</b>	<b>413.51</b>	<b>1,201.33</b>	<b>110.88</b>	<b>60,111.05</b>	<b>1,175.95</b>	<b>2,541.98</b>	
<b>%</b>	<b>0.35%</b>	<b>0.01%</b>	<b>0.02%</b>	<b>0.00%</b>	<b>0.79%</b>	<b>0.02%</b>	<b>0.03%</b>	

(USD Thousand)

Agency	Supplier Countries						
	Russian Federation	Rwanda	Saint Kitts and Nevis	Saint Lucia	St Vincent and the Grenadines	Samoa	San Marino
ESCWA	0.00	0.00	0.00	0.00	0.00	0.00	0.00
ECA	0.00	0.00	0.00	0.00	0.00	0.00	0.00
ECLAC	0.00	0.00	0.00	0.00	0.00	0.00	0.00
FAO	322.73	167.57	0.34	67.06	12.97	230.24	0.10
IAEA	865.49	0.00	0.00	0.00	0.00	0.00	0.00
IFAD	0.00	0.00	0.00	0.00	0.00	0.00	0.00
ILO	0.00	0.00	0.00	0.00	0.00	0.00	0.00
ITC	0.00	0.00	0.00	0.00	0.00	0.00	0.00
ITU	106.50	0.00	0.00	0.00	0.00	0.00	0.00
OPCW	0.00	0.00	0.00	0.00	0.00	0.00	0.00
PAHO	0.00	0.00	0.00	0.00	0.00	0.00	0.00
UNAIDS	1.48	36.09	0.00	0.00	0.00	0.00	0.00
UNDP	1,211.84	615.60	0.00	0.00	0.20	533.15	0.00
UNESCO	9.84	6.88	0.00	0.00	0.00	45.71	0.00
UNFPA	0.00	290.70	0.00	0.00	0.00	0.00	0.00
UNHCR	148.61	1,255.08	0.00	0.00	0.00	0.00	0.00
UNICEF	7,583.05	1,120.04	0.00	0.00	0.00	0.00	0.00
UNIDO	239.26	0.32	0.00	0.00	0.00	0.00	0.00
UNOG	0.00	0.00	0.00	0.00	0.00	0.00	0.00
UNON	0.00	0.00	0.00	0.00	0.00	0.00	0.00
UNOPS	11.32	0.00	0.00	7.68	2.62	0.18	0.00
UNOV	1.63	0.00	0.00	0.00	0.00	0.00	0.00
UN/PD	0.00	194.16	0.00	0.00	0.00	0.00	0.00
UNRWA	438.19	0.00	0.00	0.00	0.00	0.00	0.00
UNU	0.00	0.00	0.00	0.00	0.00	0.00	0.00
UNV	0.00	0.00	0.00	0.00	0.00	0.00	0.00
UNWOMEN	0.00	13.03	0.00	0.00	0.00	0.00	0.00
UPU	0.00	0.00	0.00	0.00	0.00	0.00	0.00
WFP	54,528.71	8,430.98	0.00	0.00	0.00	0.00	0.00
WHO	410.63	126.79	0.00	0.00	0.00	56.07	0.00
WIPO	0.00	0.00	0.00	0.00	0.00	0.00	0.00
WMO	0.00	0.00	0.00	0.00	0.00	0.00	0.00
WTO	0.00	0.00	0.00	0.00	0.00	0.00	0.00
<b>All</b>	<b>65,879.28</b>	<b>12,257.21</b>	<b>0.34</b>	<b>74.74</b>	<b>15.79</b>	<b>865.35</b>	<b>0.10</b>
<b>%</b>	<b>0.86%</b>	<b>0.16%</b>	<b>0.00%</b>	<b>0.00%</b>	<b>0.00%</b>	<b>0.01%</b>	<b>0.00%</b>

Agency	Supplier Countries						
	Sao Tome and Principe	Saudi Arabia	Senegal	Serbia	Seychelles	Sierra Leone	Singapore
ESCWA	0.00	0.00	0.00	0.00	0.00	0.00	0.00
ECA	0.00	0.00	0.00	0.00	0.00	0.00	0.00
ECLAC	0.00	0.00	0.00	0.00	0.00	0.00	0.00
FAO	0.00	1,097.42	915.36	0.00	13.37	97.01	19.43
IAEA	0.00	0.00	0.00	151.62	0.00	0.00	97.06
IFAD	0.00	0.00	0.00	0.00	0.00	0.00	0.00
ILO	0.00	0.00	0.00	1.44	0.00	0.00	112.94
ITC	0.00	0.00	19.43	0.00	0.00	0.00	0.00
ITU	0.00	0.00	2.44	1.78	0.00	0.00	0.00
OPCW	0.00	0.00	0.00	0.00	0.00	0.00	0.00
PAHO	0.00	0.00	0.00	0.00	0.00	0.00	0.00
UNAIDS	0.00	0.00	169.68	0.00	0.00	12.24	3.36
UNDP	113.31	638.26	1,099.29	342.74	19.19	1,421.50	351.19
UNESCO	7.27	38.90	222.54	0.00	0.00	0.00	0.47
UNFPA	1.33	0.00	147.85	6.53	0.00	221.00	1.44
UNHCR	0.00	161.55	416.44	169.95	0.00	414.58	0.00
UNICEF	3.28	27.60	3,045.01	165.08	66.63	1,970.57	813.68
UNIDO	0.00	0.40	0.08	4.97	0.00	118.41	0.00
UNOG	0.00	0.00	0.00	0.00	0.00	0.00	0.00
UNON	0.00	0.00	0.00	0.00	0.00	0.00	0.00
UNOPS	0.00	0.00	104.18	1,558.24	139.52	257.95	470.28
UNOV	0.00	0.00	0.00	0.00	0.00	0.00	0.00
UN/PD	0.00	0.00	55.22	370.22	0.00	1,377.69	159.03
UNRWA	0.00	0.00	0.00	0.00	0.00	0.00	0.00
UNU	0.00	0.00	0.00	0.00	0.00	0.00	3.31
UNV	0.00	0.00	0.00	0.00	0.00	0.00	0.00
UNWOMEN	0.00	0.00	108.74	0.00	0.00	62.41	2.39
UPU	0.00	0.00	0.00	0.00	0.00	0.00	0.00
WFP	0.00	1,604.17	6,103.66	0.00	0.00	423.62	0.00
WHO	43.21	276.20	282.63	14.43	0.00	188.01	5,217.23
WIPO	0.00	0.00	0.00	0.00	0.00	0.00	4.91
WMO	0.00	0.00	0.00	0.00	0.00	0.00	0.00
WTO	0.00	0.00	0.00	0.00	0.00	0.00	0.00
<b>All</b>	<b>168.40</b>	<b>3,844.51</b>	<b>12,692.56</b>	<b>2,786.99</b>	<b>238.70</b>	<b>6,564.99</b>	<b>7,256.71</b>
<b>%</b>	<b>0.00%</b>	<b>0.05%</b>	<b>0.17%</b>	<b>0.04%</b>	<b>0.00%</b>	<b>0.09%</b>	<b>0.10%</b>

(USD Thousand)

Agency	Supplier Countries						
	Slovakia	Slovenia	Solomon Islands	Somalia	South Africa	South Sudan	Spain
ESCWA	0.00	0.00	0.00	0.00	0.00	0.00	0.00
ECA	0.00	0.00	0.00	0.00	173.89	0.00	29.68
ECLAC	0.00	0.00	0.00	0.00	0.00	0.00	4.50
FAO	0.00	0.00	3.83	844.38	3,335.12	1,281.47	497.12
IAEA	356.50	40.71	0.00	0.00	333.18	0.00	210.33
IFAD	0.00	0.00	0.00	0.00	0.00	0.00	4.57
ILO	0.00	0.00	0.00	0.00	92.46	0.00	4.02
ITC	0.00	2.61	0.00	0.00	0.00	0.00	0.00
ITU	0.00	0.00	0.00	0.00	0.00	0.00	0.00
OPCW	0.00	0.00	0.00	0.00	0.00	0.00	0.00
PAHO	0.00	0.00	0.00	0.00	0.00	0.00	754.67
UNAIDS	0.00	0.00	0.00	0.00	211.31	96.22	3.41
UNDP	126.20	0.00	629.49	1,416.53	11,450.82	5,349.56	9,284.67
UNESCO	0.00	0.00	0.00	0.00	0.63	177.67	320.05
UNFPA	0.00	0.00	0.00	141.98	263.31	0.00	440.47
UNHCR	0.00	0.00	0.00	111.21	280.20	2,667.24	1,927.72
UNICEF	1,441.22	0.00	3.14	597.60	13,748.35	2,605.45	3,330.69
UNIDO	0.00	2.96	0.00	19.71	64.25	72.45	466.39
UNOG	0.00	0.00	0.00	0.00	0.00	0.00	0.00
UNON	0.00	0.00	0.00	12.50	93.49	0.00	22.06
UNOPS	0.00	0.00	0.00	3.24	11,366.59	2,431.51	1,649.54
UNOV	0.00	24.55	0.00	0.00	0.17	0.00	0.00
UN/PD	0.00	0.00	0.00	2,368.44	2,962.51	933.34	348.89
UNRWA	0.00	0.00	0.00	0.00	0.00	0.00	65.53
UNU	0.00	0.00	0.00	0.00	0.00	0.00	20.23
UNV	0.00	0.00	0.00	0.00	0.00	0.00	0.00
UNWOMEN	0.00	0.00	13.45	0.00	24.58	147.61	0.88
UPU	0.00	0.00	0.00	0.00	0.00	0.00	1,245.60
WFP	0.00	0.00	0.00	0.56	45,685.78	273.22	436.45
WHO	0.00	7.65	7.93	44.25	753.24	400.47	55.88
WIPO	0.00	0.00	0.00	0.00	0.72	0.00	0.00
WMO	0.00	0.00	0.00	0.00	0.00	0.00	0.00
WTO	0.00	0.00	0.00	0.00	0.00	0.00	174.41
<b>All</b>	<b>1,923.93</b>	<b>78.47</b>	<b>657.83</b>	<b>5,560.40</b>	<b>90,840.60</b>	<b>16,436.19</b>	<b>21,297.76</b>
<b>%</b>	<b>0.03%</b>	<b>0.00%</b>	<b>0.01%</b>	<b>0.07%</b>	<b>1.19%</b>	<b>0.22%</b>	<b>0.28%</b>

Agency	Supplier Countries						
	Sri Lanka	Sudan	Suriname	Swaziland	Sweden	Switzerland	Syrian Arab Republic
ESCWA	0.00	0.00	0.00	0.00	0.00	11.23	0.00
ECA	0.00	0.00	0.00	0.00	38.45	49.40	0.00
ECLAC	0.00	0.00	0.00	0.00	0.00	0.00	0.00
FAO	1,952.40	2,560.78	0.00	852.16	8.18	237.97	5,949.27
IAEA	0.00	0.00	0.00	0.00	413.51	410.57	0.00
IFAD	0.00	0.00	0.00	0.00	0.00	16.37	0.00
ILO	0.00	0.00	0.00	0.00	0.00	5,085.82	0.00
ITC	0.00	0.00	0.00	0.00	10.52	950.32	0.00
ITU	9.72	0.00	0.00	0.00	1.32	2,337.68	0.00
OPCW	0.00	0.00	0.00	0.00	0.00	29.80	0.00
PAHO	0.00	0.00	0.00	0.00	0.00	873.59	0.00
UNAIDS	8.16	29.67	0.00	21.79	0.00	794.80	0.00
UNDP	1,560.87	3,714.59	166.35	978.88	6.54	313.35	1,971.54
UNESCO	0.00	42.13	0.00	0.00	0.39	63.97	0.00
UNFPA	50.01	858.26	0.00	52.01	7.10	17.43	1,913.33
UNHCR	258.82	3,395.10	0.00	0.00	2,463.74	5,117.18	14,446.57
UNICEF	1,050.69	6,182.75	7.20	81.15	10,663.51	189,940.75	9,119.24
UNIDO	7.08	508.72	0.00	0.00	51.95	276.36	36.64
UNOG	0.00	0.00	0.00	0.00	153.55	10,324.66	0.00
UNON	439.12	0.00	0.00	0.00	36.49	784.61	0.00
UNOPS	1,335.03	284.30	2.19	0.00	0.00	3,554.41	0.00
UNOV	0.00	0.00	0.00	0.00	0.11	4.79	0.00
UN/PD	0.00	129,428.31	0.00	0.00	2,725.64	25,386.77	437.89
UNRWA	0.00	0.00	0.00	0.00	213.28	0.00	16,430.38
UNU	0.00	0.00	0.00	0.00	0.00	0.00	0.00
UNV	0.00	0.00	0.00	0.00	0.00	0.00	0.00
UNWOMEN	0.00	48.38	0.00	0.00	0.00	0.00	0.00
UPU	0.00	0.00	0.00	0.00	0.00	1,375.97	0.00
WFP	1,517.18	30,297.59	0.00	0.00	0.00	0.00	7,500.45
WHO	359.41	1,615.44	0.00	195.31	150.02	15,262.86	2,221.01
WIPO	0.00	0.00	0.00	0.00	16.80	4,221.52	0.00
WMO	0.00	0.00	0.00	0.00	0.00	240.76	0.00
WTO	0.00	0.00	0.00	0.00	0.00	0.00	0.00
<b>All</b>	<b>8,548.49</b>	<b>178,966.01</b>	<b>175.73</b>	<b>2,181.30</b>	<b>16,961.10</b>	<b>267,682.93</b>	<b>60,026.31</b>
<b>%</b>	<b>0.11%</b>	<b>2.34%</b>	<b>0.00%</b>	<b>0.03%</b>	<b>0.22%</b>	<b>3.51%</b>	<b>0.79%</b>

(USD Thousand)

Agency	Supplier Countries						
	Tajikistan	Thailand	The fmr Yug Rep Macedonia	Timor-Leste	Togo	Tonga	Trinidad and Tobago
ESCWA	0.00	0.00	0.00	0.00	0.00	0.00	0.00
ECA	0.00	0.00	0.00	0.00	0.00	0.00	0.00
ECLAC	0.00	0.00	0.00	0.00	0.00	0.00	175.44
FAO	370.00	710.76	12.41	47.57	321.88	104.50	40.06
IAEA	0.00	0.00	0.00	0.00	0.00	0.00	0.00
IFAD	0.00	0.00	0.00	0.00	0.00	0.00	0.00
ILO	0.00	519.51	3.70	0.00	0.00	0.00	37.70
ITC	0.00	0.00	0.00	0.00	0.00	0.00	0.00
ITU	0.00	100.91	0.00	0.00	0.00	0.00	0.00
OPCW	0.00	0.00	0.00	0.00	0.00	0.00	0.00
PAHO	0.00	0.00	0.00	0.00	0.00	0.00	0.00
UNAIDS	10.73	128.98	0.00	0.00	26.92	0.00	15.05
UNDP	3,145.02	642.64	442.40	3,390.55	1,611.84	58.80	119.49
UNESCO	3.54	300.59	0.00	62.97	0.00	0.00	1.04
UNFPA	94.75	1,284.55	3.04	94.95	199.32	0.00	5.16
UNHCR	3.49	246.93	75.55	0.00	247.90	0.00	0.00
UNICEF	442.79	5,892.74	65.11	497.62	436.31	0.00	1.42
UNIDO	0.00	32.38	349.30	0.00	0.00	0.00	0.00
UNOG	0.00	117.90	0.00	0.00	0.00	0.00	0.00
UNON	0.00	0.00	0.00	0.00	0.00	0.00	0.00
UNOPS	0.42	1,290.95	0.54	0.00	0.00	0.00	3.79
UNOV	0.00	0.00	0.00	0.00	0.00	0.00	0.00
UN/PD	0.00	10.33	28.94	-168.62	0.00	0.00	0.00
UNRWA	0.00	0.00	0.00	0.00	0.00	0.00	0.00
UNU	0.00	0.00	0.00	0.00	0.00	0.00	0.00
UNV	0.00	0.00	0.00	0.00	0.00	0.00	0.00
UNWOMEN	1.41	65.15	0.00	31.52	0.00	0.00	0.00
UPU	0.00	0.00	0.00	0.00	0.00	0.00	0.00
WFP	20.84	11,822.89	0.00	0.00	2,211.85	0.00	0.00
WHO	61.41	771.54	3.42	25.91	237.89	0.00	0.00
WIPO	0.00	0.00	0.00	0.00	0.00	0.00	0.00
WMO	0.00	0.00	0.00	0.00	0.00	0.00	0.00
WTO	0.00	0.00	0.00	0.00	0.00	0.00	0.00
<b>All</b>	<b>4,154.39</b>	<b>23,938.74</b>	<b>984.39</b>	<b>3,982.47</b>	<b>5,293.92</b>	<b>163.30</b>	<b>399.13</b>
<b>%</b>	<b>0.05%</b>	<b>0.31%</b>	<b>0.01%</b>	<b>0.05%</b>	<b>0.07%</b>	<b>0.00%</b>	<b>0.01%</b>

Agency	Supplier Countries						
	Tunisia	Turkey	Turkmenistan	Tuvalu	Uganda	Ukraine	United Arab Emirates
ESCWA	0.00	0.00	0.00	0.00	0.00	0.00	32.24
ECA	0.00	45.51	0.00	0.00	0.00	0.00	619.89
ECLAC	0.00	0.00	0.00	0.00	0.00	0.00	0.00
FAO	214.73	148.29	0.00	13.13	1,375.22	4.02	1,740.05
IAEA	0.00	0.00	0.00	0.00	0.00	248.23	0.00
IFAD	0.00	0.00	0.00	0.00	0.00	0.00	3.03
ILO	37.89	0.00	0.00	0.00	6.89	2.15	93.76
ITC	0.00	0.00	0.00	0.00	0.00	0.00	0.00
ITU	0.00	0.00	0.00	0.00	2.14	0.00	1.83
OPCW	0.00	0.00	0.00	0.00	0.00	0.00	0.00
PAHO	0.00	0.00	0.00	0.00	0.00	0.00	1,043.21
UNAIDS	1.88	0.00	0.00	0.00	46.15	37.46	96.52
UNDP	812.18	4,989.97	631.09	248.14	2,673.91	506.12	17,389.45
UNESCO	15.77	14.58	0.00	0.00	3.50	0.00	0.03
UNFPA	8.09	1,254.07	0.41	0.00	295.59	38.23	274.61
UNHCR	110.66	43,224.95	0.00	0.00	6,175.37	201.32	52,261.64
UNICEF	26.98	5,692.45	79.38	0.00	3,459.79	142.16	10,922.14
UNIDO	24.48	52.42	0.89	0.00	9.49	46.01	75.81
UNOG	0.00	0.00	0.00	0.00	0.00	0.00	0.00
UNON	0.00	0.00	0.00	0.00	97.56	0.00	77.43
UNOPS	267.66	181.20	0.00	0.00	289.90	10,322.57	3,546.49
UNOV	0.00	0.00	0.00	0.00	0.00	0.00	348.35
UN/PD	5.09	1,452.52	0.00	0.00	12,655.09	0.00	253,361.56
UNRWA	0.00	13,488.57	0.00	0.00	0.00	0.00	2,848.49
UNU	0.00	0.00	0.00	0.00	0.00	0.00	0.00
UNV	0.00	0.00	0.00	0.00	0.00	0.00	0.00
UNWOMEN	3.97	11.74	0.00	0.00	170.51	0.00	159.78
UPU	0.00	0.00	0.00	0.00	0.00	0.00	1.20
WFP	0.00	126,038.86	0.00	0.00	11,078.44	4,701.88	12,605.03
WHO	1,209.29	70.68	34.79	0.00	256.82	5.37	6,343.98
WIPO	0.00	0.00	0.00	0.00	0.00	0.00	0.00
WMO	0.00	0.00	0.00	0.00	0.00	0.00	0.00
WTO	0.00	0.00	0.00	0.00	0.00	0.00	0.00
<b>All</b>	<b>2,738.67</b>	<b>196,665.80</b>	<b>746.57</b>	<b>261.27</b>	<b>38,596.38</b>	<b>16,255.52</b>	<b>363,846.50</b>
<b>%</b>	<b>0.04%</b>	<b>2.58%</b>	<b>0.01%</b>	<b>0.00%</b>	<b>0.51%</b>	<b>0.21%</b>	<b>4.77%</b>



(USD Thousand)

Agency	Supplier Countries						
	United Kingdom	United Republic of Tanzania	United States of America	Uruguay	Uzbekistan	Vanuatu	Venezuela (Bolivarian Rep)
ESCWA	35.36	0.00	334.23	0.00	0.00	0.00	0.00
ECA	974.68	0.00	2,605.44	0.00	0.00	0.00	0.00
ECLAC	0.00	0.00	829.44	0.00	0.00	0.00	0.00
FAO	4,931.58	132.01	2,764.25	25.09	0.00	44.93	2.56
IAEA	3,715.24	0.00	5,206.74	0.00	10.60	0.00	0.00
IFAD	34.70	0.00	48.76	0.00	0.00	0.00	0.00
ILO	688.88	0.00	223.67	0.00	0.00	0.00	0.34
ITC	49.97	0.00	15.42	0.00	0.00	0.00	0.00
ITU	47.30	47.98	610.00	0.00	0.00	0.00	0.00
OPCW	852.44	0.00	259.44	0.00	0.00	0.00	0.00
PAHO	70,234.31	0.00	58,542.76	276.34	0.00	0.00	0.00
UNAIDS	18.72	13.07	373.95	6.39	0.00	0.00	11.82
UNDP	9,671.42	2,864.44	26,416.20	801.68	2,526.87	24.97	4,635.16
UNESCO	571.62	61.51	238.75	25.64	11.54	0.00	17.74
UNFPA	12,627.51	142.95	23,360.52	27.08	18.64	0.00	35.62
UNHCR	12,542.95	3,779.31	11,573.30	0.00	0.00	0.00	132.44
UNICEF	48,357.47	25,029.22	296,253.54	299.02	447.53	216.71	256.16
UNIDO	1,125.23	58.81	1,434.69	0.00	0.00	0.00	62.40
UNOG	2,811.50	0.00	2,944.31	0.00	0.00	0.00	0.00
UNON	394.80	0.00	1,609.74	3.72	0.00	0.00	0.00
UNOPS	14,526.63	205.13	19,806.02	316.86	5.28	0.00	0.00
UNOV	989.94	0.00	516.61	0.00	0.00	0.00	0.00
UN/PD	46,593.78	1,236.66	86,612.76	0.00	0.00	0.00	0.00
UNRWA	514.67	0.00	31.42	0.00	0.00	0.00	0.00
UNU	27.03	0.00	161.57	0.00	0.00	0.00	4.22
UNV	0.00	0.00	11.61	0.00	0.00	0.00	0.00
UNWOMEN	583.24	106.60	2,189.07	0.00	0.00	9.21	0.00
UPU	0.00	136.33	0.00	0.00	0.00	0.00	0.00
WFP	668.10	21,202.80	18,089.83	0.00	197.00	0.00	0.00
WHO	16,335.80	292.63	5,447.75	0.00	41.00	15.28	0.00
WIPO	120.00	0.00	89.07	0.00	0.00	0.00	0.00
WMO	52.64	0.00	82.76	0.00	0.00	0.00	0.00
WTO	0.00	0.00	0.00	0.00	0.00	0.00	0.00
<b>All</b>	<b>250,097.51</b>	<b>55,309.44</b>	<b>568,683.61</b>	<b>1,781.80</b>	<b>3,258.47</b>	<b>311.10</b>	<b>5,158.47</b>
<b>%</b>	<b>3.28%</b>	<b>0.72%</b>	<b>7.45%</b>	<b>0.02%</b>	<b>0.04%</b>	<b>0.00%</b>	<b>0.07%</b>

Agency	Supplier Countries			
	Viet Nam	Yemen	Zambia	Zimbabwe
ESCWA	0.00	0.00	0.00	0.00
ECA	0.00	0.00	0.00	0.00
ECLAC	0.00	0.00	0.00	0.00
FAO	476.61	1,181.08	465.86	4,283.44
IAEA	74.95	0.00	0.00	0.00
IFAD	0.00	0.00	0.00	0.00
ILO	0.00	41.64	0.00	0.00
ITC	0.00	0.00	0.00	0.00
ITU	0.00	0.00	0.00	0.00
OPCW	0.00	0.00	0.00	0.00
PAHO	0.00	0.00	0.00	0.00
UNAIDS	25.60	0.67	61.73	27.86
UNDP	832.53	6,094.64	3,328.04	42,123.65
UNESCO	92.65	3.00	47.12	74.42
UNFPA	82.47	64.28	44.54	698.64
UNHCR	0.00	1,738.43	396.96	1,159.21
UNICEF	30.88	5,206.47	3,110.67	3,307.51
UNIDO	650.49	0.00	4.76	0.00
UNOG	0.00	0.00	0.00	0.00
UNON	0.00	0.00	0.00	0.00
UNOPS	4.48	512.48	0.00	0.00
UNOV	0.00	0.00	0.00	0.00
UN/PD	0.00	0.00	0.00	0.00
UNRWA	0.00	0.00	0.00	0.00
UNU	0.00	0.00	0.00	0.00
UNV	0.00	0.00	0.00	0.00
UNWOMEN	11.96	0.00	0.00	34.77
UPU	0.00	0.00	0.00	0.00
WFP	21,956.08	19,749.22	27,112.51	1,111.75
WHO	796.86	2,007.81	254.89	139.98
WIPO	0.00	0.00	0.00	0.00
WMO	0.00	0.00	0.00	0.00
WTO	0.00	0.00	0.00	0.00
<b>All</b>	<b>25,035.55</b>	<b>36,599.73</b>	<b>34,827.07</b>	<b>52,961.24</b>
<b>%</b>	<b>0.33%</b>	<b>0.48%</b>	<b>0.46%</b>	<b>0.69%</b>

(USD Thousand)

Agency	Supplier Countries							Grand-Total
	Sub-Total	Unspecified Countries	Arab Countries	African Countries	Asian Countries	European Countries	Latin America & Caribbean	
ESCWA	1,451.52	0.00	0.00	0.00	0.00	0.00	0.00	1,451.52
ECA	9,498.17	0.15	0.00	0.00	0.00	0.00	0.00	9,498.32
ECLAC	3,581.68	0.00	0.00	0.00	0.00	0.00	41.46	3,623.14
FAO	131,860.51	3.17	5,122.35	0.00	6.89	0.00	0.00	136,992.91
IAEA	80,621.09	0.00	0.00	0.00	0.00	0.00	0.00	80,621.09
IFAD	2,275.40	0.00	0.00	0.00	0.00	0.00	0.00	2,275.40
ILO	10,778.99	0.00	36.60	0.00	0.00	0.00	0.00	10,815.59
ITC	1,855.60	0.00	0.00	0.00	0.00	0.00	0.00	1,855.60
ITU	4,657.75	0.00	56.97	0.00	0.00	0.00	0.00	4,714.72
OPCW	4,628.42	0.00	0.00	0.00	0.00	0.00	0.00	4,628.42
PAHO	557,203.97	0.00	0.00	0.00	0.00	0.00	10.01	557,213.97
UNAIDS	5,044.36	0.00	0.00	0.00	0.00	0.00	0.00	5,044.36
UNDP	804,053.46	0.00	6,715.28	95.89	16.38	277.03	9.64	811,167.69
UNESCO	12,659.29	0.00	114.63	0.00	0.00	0.00	0.00	12,773.92
UNFPA	216,435.39	0.00	96.15	0.00	0.00	1.45	353.54	216,886.52
UNHCR	533,371.18	0.00	0.00	30.13	0.00	417.76	0.00	533,819.07
UNICEF	2,248,502.06	0.00	3,184.41	0.00	0.00	0.00	0.00	2,251,686.48
UNIDO	19,771.94	10.65	0.00	0.00	36.83	0.00	0.00	19,819.42
UNOG	19,827.45	0.00	0.00	0.00	0.00	0.00	0.00	19,827.45
UNON	11,434.17	0.00	0.00	0.00	0.00	0.00	0.00	11,434.17
UNOPS	247,412.30	0.00	1,669.62	0.00	0.00	1,146.49	0.00	250,228.41
UNOV	7,944.88	0.00	0.00	0.00	0.00	0.00	0.00	7,944.88
UN/PD	1,123,261.41	0.00	9.42	24.91	0.00	15.91	0.00	1,123,311.65
UNRWA	103,245.58	0.00	64,111.12	0.00	0.00	0.00	0.00	167,356.70
UNU	967.37	0.00	0.00	0.00	0.00	0.00	0.00	967.37
UNV	492.39	0.00	0.00	0.00	0.00	0.00	0.00	492.39
UNWOMEN	7,201.32	0.00	122.46	0.00	0.00	0.73	0.00	7,324.52
UPU	2,988.80	0.00	0.00	0.00	0.00	0.00	0.00	2,988.80
WFP	1,150,819.37	0.00	10,011.69	0.00	0.00	0.00	0.00	1,160,831.06
WHO	209,084.61	0.00	1,327.00	0.00	0.00	0.00	9.25	210,420.87
WIPO	5,085.97	0.00	0.00	0.00	0.00	0.00	0.00	5,085.97
WMO	499.75	0.00	0.00	0.00	0.00	0.00	0.00	499.75
WTO	174.41	0.00	0.00	0.00	0.00	0.00	0.00	174.41
<b>All</b>	<b>7,538,690.57</b>	<b>13.96</b>	<b>92,577.71</b>	<b>150.93</b>	<b>60.10</b>	<b>1,859.38</b>	<b>423.89</b>	<b>7,633,776.54</b>
<b>%</b>	<b>98.75%</b>	<b>0.00%</b>	<b>1.21%</b>	<b>0.00%</b>	<b>0.00%</b>	<b>0.02%</b>	<b>0.01%</b>	<b>100.00%</b>

(USD Thousand)

Supplier Country	Agency					
	ESCWA	ECA	ECLAC	FAO	IAEA	IFAD
Afghanistan				12,623.36		
Albania				4.18	52.45	
Algeria				118.77	647.84	6.56
Andorra						
Angola				397.60	5.98	0.50
Antigua and Barbuda				67.50		
Argentina			286.51	231.59	519.20	
Armenia				117.39	89.88	
Australia				149.32	266.27	
Austria	0.45			2,816.57	70,933.27	
Azerbaijan				118.25	0.27	
Bahamas				35.00		
Bahrain					20.42	
Bangladesh				2,770.35	149.30	1.50
Barbados			2.35	288.19		
Belarus					225.20	
Belgium				1,102.01	700.32	1,318.44
Belize				34.00	21.52	
Benin				108.54	31.68	
Bhutan				7.53		
Bolivia (Plurinational State of)				381.95	11.60	39.08
Bosnia and Herzegovina						15.00
Botswana				10.12	40.30	
Brazil			15.45	2,964.69	526.93	
Brunei Darussalam						
Bulgaria				2.13	73.88	
Burkina Faso				832.26	133.49	50.00
Burundi				215.33	8.07	
Cabo Verde				49.43		
Cambodia				769.66	19.39	0.66
Cameroon				298.47	76.84	135.00
Canada				1,031.23	481.63	53.99
Central African Republic				47.15	22.54	
Chad				182.84	5.22	
Chile			2,735.98	904.42	81.63	395.44
China				839.92	708.92	33.44
Colombia			106.61	1,026.23	91.55	4.84
Comoros				33.12		
Congo, Republic of the				171.18		
Costa Rica			17.54	36.87	26.60	75.90
Côte d'Ivoire				192.57	28.69	23.98
Croatia					88.85	
Cuba			16.19	158.46	185.17	
Cyprus				1.59		
Czech Republic				2.82	638.94	1.59
Democratic People's Rep. of Korea (North)				271.67		
Democratic Republic of the Congo				1,283.30	45.63	
Denmark	2.22		1.13	1,669.88	48.93	55.62
Djibouti				561.95		
Dominica				5.84		
Dominican Republic			23.83	115.94	13.48	
Ecuador			1.40	248.66	8.43	8.90
Egypt				520.30	281.61	186.90
El Salvador			7.52	537.94	19.21	
Equatorial Guinea				61.02		
Eritrea				10.28	7.11	
Estonia					17.88	
Ethiopia		1,823.33		1,365.09	162.38	24.65
Fiji				19.05	2.55	
Finland				21.61		
France				7,169.06	1,497.73	603.52
Gabon				429.18	3.64	
Gambia				138.31		
Georgia				41.84	140.30	171.80
Germany	6.82		7.37	386.07	5,958.26	135.34
Ghana				2,132.20	550.57	113.63
Greece				1,508.60	46.89	
Grenada				59.96		
Guatemala			2.63	232.76	56.21	155.69
Guinea				109.48		88.60
Guinea-Bissau				226.84		
Guyana			3.05	109.68		
Haiti				1,203.73	5.59	158.20
Honduras			3.92	407.08	9.21	
Hungary				301.16	270.63	
Iceland						
India				683.30	8,111.17	235.35
Indonesia				1,118.15	130.86	31.57
Iran (Islamic Republic of)				33.03	86.56	
Iraq				8.73		
Ireland			13.13	431.01		4.89

(USD Thousand)

Supplier Country	Agency					
	ESCWA	ECA	ECLAC	FAO	IAEA	IFAD
Israel				251.44	35.76	
Italy		67.22		27,603.74	4,105.72	24,816.70
Jamaica			29.51	232.28	22.62	
Japan				66.17	1,156.83	1.04
Jordan	9.70			1,198.69	134.40	68.50
Kazakhstan					44.89	
Kenya				3,296.25	245.13	307.47
Kiribati				0.32		
Kuwait				45.37	17.61	
Kyrgyzstan				323.19	9.97	
Lao People's Democratic Republic				60.77		
Latvia					14.57	
Lebanon	1,086.27			215.71	30.26	
Lesotho				689.14	3.98	
Liberia				282.29		
Libya					13.01	
Liechtenstein						
Lithuania					79.25	
Luxembourg		1.56		26.44	76.77	92.23
Madagascar				492.35	60.25	6.94
Malawi				426.83	16.59	10.62
Malaysia				19.42	522.85	
Maldives						
Mali				1,438.58	40.03	29.50
Malta				62.05		
Marshall Islands				8.42		
Mauritania				419.66	6.90	
Mauritius				361.93	93.66	
Mexico			820.34	893.85	210.90	
Micronesia (Federated States of)				1.52		
Monaco					427.99	
Mongolia				82.44	229.62	
Montenegro					16.51	
Morocco	12.38	26.80		383.17	917.88	6.62
Mozambique				572.33	13.75	
Myanmar				51.70	23.06	43.86
Namibia				124.36	40.18	
Nauru				2.14		
Nepal				111.88	6.99	48.03
Netherlands		4.41		860.71	872.85	162.49
New Zealand				60.04	24.63	3.18
Nicaragua			11.39	867.72	164.18	
Niger				1,213.87	17.43	
Nigeria				115.08	61.82	34.31
Norway				583.50		
Oman				81.95		
Pakistan				794.72	2,870.58	84.46
Palau						
Panama			7.40	268.49	31.99	
Papua New Guinea				6.76		
Paraguay				236.27	2.30	
Peru			18.31	222.11	103.59	4.37
Philippines				1,054.18	165.76	35.01
Poland					221.36	
Portugal				11.17	74.75	
Qatar						
Republic of Korea, (South)				43.95	141.26	
Republic of Moldova				0.50	0.02	5.14
Romania					83.02	
Russian Federation				122.27	1,020.95	
Rwanda				183.86	0.49	39.43
Saint Kitts and Nevis				6.21		
Saint Lucia				2.95		
Saint Vincent and the Grenadines				14.05		
Samoa				436.91		
San Marino						
Sao Tome and Principe						
Saudi Arabia				720.58	95.78	
Senegal				938.90	342.60	306.27
Serbia					28.20	
Seychelles				25.58	3.68	
Sierra Leone				110.20	5.40	6.90
Singapore				67.53	29.90	
Slovakia					237.78	
Slovenia				2.31	516.02	
Solomon Islands						
Somalia				4,200.71		
South Africa		32.49		669.69	2,178.30	57.86
South Sudan				711.31		
Spain			21.52	221.13	491.92	79.71

(USD Thousand)

Supplier Country	Agency					
	ESCWA	ECA	ECLAC	FAO	IAEA	IFAD
Sri Lanka				1,470.63	86.41	50.75
Sudan				105.54	114.43	18.68
Suriname				9.08		
Swaziland				2,858.55		
Sweden				6.97	136.00	6.18
Switzerland				813.11	2,531.73	3,512.19
Syrian Arab Republic				7.10	59.77	
Tajikistan				195.64	75.69	
Thailand				1,462.34	190.29	170.91
The former Yugoslav Republic of Macedonia					74.01	
Timor-Leste				47.45		58.80
Togo				100.30		
Tonga				10.09		
Trinidad and Tobago			514.45	146.48	13.25	
Tunisia				455.59	214.50	
Turkey				637.80	323.38	14.68
Turkmenistan						
Tuvalu				0.60		
Uganda				823.16	49.86	123.45
Ukraine					326.98	
United Arab Emirates	10.55			744.67	135.69	0.82
United Kingdom of GBr & Northern Ireland	3.49	27.67	19.07	6,326.40	7,605.30	5,323.49
United Republic of Tanzania				687.13	70.33	
United States of America	13.47	292.10	172.91	3,448.03	4,099.73	3,512.95
Uruguay			16.83	276.10	189.02	97.50
Uzbekistan				22.00	16.31	
Vanuatu				3.27		
Venezuela (Bolivarian Republic of)				36.03	12.63	
Viet Nam				549.25	206.72	9.12
Yemen				118.74	12.95	
Zambia				309.03	189.65	37.05
Zimbabwe				1,294.89	98.12	
<b>Sub-Total</b>	<b>1,145.35</b>	<b>2,275.58</b>	<b>4,876.34</b>	<b>132,130.91</b>	<b>129,625.84</b>	<b>43,317.77</b>
Unspecified Countries				49,281.04		
Global Projects						
Interregional Projects						
Arab Countries *				1,448.67	59.92	
African Countries				15.99		
Asian Countries				44.24		
European Countries				208.05		
Latin America And The Caribbean			6.42			
<b>Grand-Total</b>	<b>1,145.35</b>	<b>2,275.58</b>	<b>4,882.76</b>	<b>183,128.90</b>	<b>129,685.76</b>	<b>43,317.77</b>
<b>Developed Countries:</b>	26.45	392.96	235.14	56,936.25	103,726.59	39,683.54
Percentage	2.31%	17.27%	4.82%	31.09%	79.98%	91.61%
<b>Developing Countries/ Economies In Transition:</b>	1,118.90	1,882.62	4,647.62	76,911.60	25,959.17	3,634.23
Percentage	97.69%	82.73%	95.18%	42.00%	20.02%	8.39%
<b>Arab States</b>	1,118.90	26.80		11,422.06	2,849.52	288.09
Percentage	97.69%	1.18%		6.24%	2.20%	0.67%
<b>Africa</b>		1,855.82		26,002.81	4,653.37	1,396.15
Percentage		81.55%		14.20%	3.59%	3.22%
<b>Asia &amp; Pacific</b>				25,433.49	13,595.62	803.45
Percentage				13.89%	10.48%	1.85%
<b>Europe &amp; Cis</b>				1,790.60	2,533.84	201.48
Percentage				0.98%	1.95%	0.47%
<b>Latin America &amp; The Caribbean</b>			4,647.62	12,262.13	2,326.79	939.92
Percentage			95.18%	6.70%	1.79%	2.17%
<b>Others</b>				49,281.04		
Percentage				26.91%		

\* Procurement from the State of Palestine

(USD Thousand)

Supplier Country	Agency					
	ILO	ITC	ITU	OPCW	PAHO	UNAIDS
Afghanistan	1,084.75		22.75			1.17
Albania	267.52					
Algeria						42.15
Andorra						
Angola	95.68					93.95
Antigua and Barbuda						
Argentina			62.12		86.51	121.92
Armenia	25.00					23.16
Australia	199.68		38.00	2.13	27.23	172.74
Austria	135.56		81.05	19.87		4.17
Azerbaijan	18.37		3.50			23.80
Bahamas					0.43	
Bahrain	33.77					
Bangladesh	987.12	28.52				54.81
Barbados			10.34			74.16
Belarus			3.40			51.47
Belgium	1,919.17		3.16	2,760.18	1,130.32	41.40
Belize	164.45					5.65
Benin	378.29	32.47				164.43
Bhutan						5.70
Bolivia (Plurinational State of)	699.15					11.20
Bosnia and Herzegovina	56.06					
Botswana	0.89					216.50
Brazil	1,191.79		5,062.08		131.60	463.39
Brunei Darussalam	16.09					
Bulgaria	12.40					
Burkina Faso	14.66	9.54	46.73			2,162.44
Burundi						77.12
Cabo Verde						
Cambodia	1,282.75	0.15				122.22
Cameroon	73.67	12.28	7.98			182.14
Canada	1,132.88	31.13	8.48	7.00	493.39	215.37
Central African Republic						88.21
Chad						68.94
Chile	74.74				3.93	81.23
China	162.48		155.46			356.72
Colombia	1,697.18		2.73		118.96	57.29
Comoros						
Congo, Republic of the						88.87
Costa Rica	163.82		35.39		3.39	36.29
Côte d'Ivoire	591.66	144.29				122.38
Croatia	8.49		0.79	7.95		
Cuba					0.18	
Cyprus				43.32		
Czech Republic	29.33	0.22				
Democratic People's Rep. of Korea (North)						
Democratic Republic of the Congo	416.00					274.69
Denmark	183.10	50.05	14.82	9.57	432.21	49.07
Djibouti						148.22
Dominica						
Dominican Republic					1.79	69.73
Ecuador	356.42				2.20	78.68
Egypt	34.68	44.95	94.39			251.66
El Salvador	548.41		3.77			50.25
Equatorial Guinea						
Eritrea						90.45
Estonia	0.14					
Ethiopia	79.53	10.82				308.19
Fiji	80.43	56.75	6.38			66.43
Finland	53.99		8.64	325.23		12.86
France	1,704.40	194.97	885.33	291.33	1,983.51	492.78
Gabon						137.74
Gambia		28.45	3.99			88.33
Georgia						21.37
Germany	576.63	336.94	136.26	174.21	810.42	94.97
Ghana	729.53	6.07	1.45			106.07
Greece	87.12					
Grenada						
Guatemala	0.65				71.33	105.20
Guinea	17.34	4.71				9.17
Guinea-Bissau						
Guyana	321.98					142.02
Haiti	1,803.25					73.87
Honduras	5.87		10.67			143.79
Hungary	561.41					0.72
Iceland	22.46					
India	3,988.62	200.96	55.83		8,245.52	1,006.95
Indonesia	1,286.71	29.00	18.08			98.17
Iran (Islamic Republic of)	0.10					30.46
Iraq						
Ireland	550.14	34.48	78.44	3.43	3.05	60.76

(USD Thousand)

Supplier Country	Agency					
	ILO	ITC	ITU	OPCW	PAHO	UNAIDS
Israel	112.81				24.44	17.86
Italy	11,690.80	44.62	48.07	7.52	147.51	818.36
Jamaica	256.93	6.96				142.05
Japan	209.96		66.49			
Jordan	1,399.38			9.27		59.05
Kazakhstan						26.10
Kenya	1,299.47	124.62	7.29			557.39
Kiribati			0.38			
Kuwait	48.97	0.32		17.76		
Kyrgyzstan	103.00		11.77			212.98
Lao People's Democratic Republic	342.49	10.00	1.94			18.35
Latvia			32.97			2.30
Lebanon	1,840.01		86.94	7.33		45.10
Lesotho						21.50
Liberia	1.50	2.90				139.10
Libya				662.89		2.27
Liechtenstein						
Lithuania						
Luxembourg	8.99	54.25	179.20	0.51	299.09	33.88
Madagascar	1,229.31					100.38
Malawi	32.48	11.34				175.90
Malaysia	107.21		2,146.81	39.17	0.51	2,249.99
Maldives						
Mali	99.87					34.95
Malta	7.39	6.53				
Marshall Islands						
Mauritania						23.15
Mauritius	34.21	9.30				
Mexico	23.79		8.51		27.19	3.85
Micronesia (Federated States of)						
Monaco						
Mongolia	112.57					115.18
Montenegro	57.14					
Morocco	25.31	5.57	4.70			191.26
Mozambique	57.50	32.99				295.65
Myanmar						202.77
Namibia	91.50					95.80
Nauru						
Nepal	117.06	31.19				62.86
Netherlands	791.44	52.26	139.92	11,504.56	1,776.76	130.75
New Zealand	130.60		16.67			55.92
Nicaragua						10.39
Niger	28.00					113.86
Nigeria			4.35			435.36
Norway	591.40			0.26	235.22	3.50
Oman	71.75					7.93
Pakistan	472.50					86.78
Palau						
Panama	219.56				90.39	191.55
Papua New Guinea						110.78
Paraguay	5.00					27.63
Peru	2,193.58	24.22	7.86		1.99	196.52
Philippines	947.05		2.43			154.84
Poland		0.89	5.11			4.15
Portugal	84.02					
Qatar						
Republic of Korea, (South)	2.17		9.82		1,662.38	14.60
Republic of Moldova	337.62		14.83			101.96
Romania	2.64					0.62
Russian Federation	510.87	35.22	153.68			323.34
Rwanda	49.97	22.53	2.92			195.84
Saint Kitts and Nevis						
Saint Lucia						9.87
Saint Vincent and the Grenadines						22.50
Samoa			1.28			
San Marino						
Sao Tome and Principe						
Saudi Arabia						32.09
Senegal	102.22	41.34	38.42			497.51
Serbia	421.05			70.61		
Seychelles						7.20
Sierra Leone						62.22
Singapore	141.04		1.03	0.59		79.15
Slovakia	10.81			8.11		
Slovenia						6.88
Solomon Islands						
Somalia	4,211.57					41.92
South Africa	843.36	20.22	0.65			3,579.89
South Sudan	73.73					70.65
Spain	448.16	41.33	512.40	4.15	141.15	69.48

(USD Thousand)

Supplier Country	Agency					
	ILO	ITC	ITU	OPCW	PAHO	UNAIDS
Sri Lanka	771.33	17.71	39.99			38.47
Sudan	38.10	9.77	0.54			104.32
Suriname			4.28			
Swaziland						196.73
Sweden	33.35	0.89	59.35	198.87		
Switzerland	53,521.46	8,214.66	35,804.34	30.45	481.13	1,634.43
Syrian Arab Republic	3.00					0.47
Tajikistan	0.71					54.59
Thailand	3,261.41	58.74	1,350.06			835.62
The former Yugoslav Republic of Macedonia	68.09					
Timor-Leste	1,075.82					
Togo	5.13					77.52
Tonga						
Trinidad and Tobago		2.98	25.66		3.55	139.58
Tunisia	172.00		59.43			33.08
Turkey	43.71					
Turkmenistan						
Tuvalu						
Uganda	1,044.59	36.11	15.97			184.33
Ukraine	336.00		4.18			322.64
United Arab Emirates			16.10		412.10	1.59
United Kingdom of GBr & Northern Ireland	3,666.63	370.47	1,255.57	395.80	2,282.98	1,247.90
United Republic of Tanzania	315.13	73.30	12.28			179.89
United States of America	4,607.55	124.94	848.86	161.13	6,610.04	2,400.27
Uruguay	4.40		2.27		18.04	15.50
Uzbekistan			3.89			363.76
Vanuatu	6.00	3.67				
Venezuela (Bolivarian Republic of)	42.44					104.60
Viet Nam	819.66	45.33				531.51
Yemen	709.08					88.32
Zambia	27.34	7.91				287.47
Zimbabwe	676.80					88.97
<b>Sub-Total</b>	<b>129,175.79</b>	<b>10,801.81</b>	<b>49,871.21</b>	<b>16,763.20</b>	<b>27,760.45</b>	<b>30,468.86</b>
Unspecified Countries	820.57	32.99320				2,692.14
Global Projects						
Interregional Projects						
Arab Countries *	281.10					
African Countries						
Asian Countries	0.35					
European Countries	388.82					11.44
Latin America And The Caribbean					11.19	
<b>Grand-Total</b>	<b>130,666.62</b>	<b>10,834.81</b>	<b>49,871.21</b>	<b>16,763.20</b>	<b>27,771.64</b>	<b>33,172.43</b>
<b>Developed Countries:</b>	<b>83,086.42</b>	<b>9,558.64</b>	<b>40,223.14</b>	<b>15,947.64</b>	<b>16,878.46</b>	<b>7,571.15</b>
Percentage	63.59%	88.22%	80.65%	95.13%	60.78%	22.82%
<b>Developing Countries/ Economies In Transition:</b>	<b>46,759.64</b>	<b>1,243.17</b>	<b>9,648.06</b>	<b>815.56</b>	<b>10,893.18</b>	<b>22,909.14</b>
Percentage	35.79%	11.47%	19.35%	4.87%	39.22%	69.06%
<b>Arab States</b>	<b>8,868.81</b>	<b>60.61</b>	<b>262.09</b>	<b>697.25</b>	<b>412.10</b>	<b>1,103.03</b>
Percentage	6.79%	0.56%	0.53%	4.16%	1.48%	3.33%
<b>Africa</b>	<b>8,409.38</b>	<b>631.16</b>	<b>142.02</b>			<b>11,677.72</b>
Percentage	6.44%	5.83%	0.28%			35.20%
<b>Asia &amp; Pacific</b>	<b>17,065.60</b>	<b>482.02</b>	<b>3,812.23</b>	<b>39.76</b>	<b>9,908.41</b>	<b>6,213.06</b>
Percentage	13.06%	4.45%	7.64%	0.24%	35.68%	18.73%
<b>Europe &amp; Cis</b>	<b>2,304.81</b>	<b>35.22</b>	<b>181.21</b>	<b>78.55</b>		<b>1,434.65</b>
Percentage	1.76%	0.33%	0.36%	0.47%		4.32%
<b>Latin America &amp; The Caribbean</b>	<b>9,773.41</b>	<b>34.16</b>	<b>5,235.68</b>		<b>572.66</b>	<b>2,378.72</b>
Percentage	7.48%	0.32%	10.50%		2.06%	7.17%
<b>Others</b>	<b>820.57</b>	<b>32.99</b>				<b>2,692.14</b>
Percentage	0.63%	0.30%				8.12%

\* Procurement from the State of Palestine



(USD Thousand)

Supplier Country	Agency					
	UNDP	UNESCO	UNFPA	UNICEF	UNHCR	UNIDO
Afghanistan	431,851.25	3,534.40	3,390.31	10,082.97	12,940.05	16.50
Albania	2,501.64	86.61	87.89	754.72	254.63	51.78
Algeria	2,579.97		67.59	402.17	800.78	171.73
Andorra						
Angola	2,721.37	36.63	327.86	1,921.18	582.28	
Antigua and Barbuda	338.03	30.84	9.10	6.00		
Argentina	144,037.70	416.59	427.02	6,102.71	319.25	5,442.10
Armenia	4,053.45		58.30	87.22	125.58	402.44
Australia	6,569.80	391.48	310.76	1,450.49	646.13	53.04
Austria	2,270.66	33.47	34.55	26.38	155.23	726.06
Azerbaijan	4,731.80	40.21	199.29	150.44	305.17	
Bahamas			11.87			
Bahrain	297.06				177.50	
Bangladesh	35,038.29	368.72	959.08	3,970.07	370.55	48.51
Barbados	1,535.00	151.99	112.24	16.63		
Belarus	4,187.81	12.20	148.92	92.88	179.12	
Belgium	4,278.85	1,969.79	385.20	1,711.79	616.73	155.79
Belize	1,549.75	38.05	21.22	143.96		
Benin	6,377.02	66.34	2,395.59	906.44	292.06	
Bhutan	605.47	57.00	39.44	95.84		19.63
Bolivia (Plurinational State of)	4,257.83	153.72	473.32	540.99	2.23	154.00
Bosnia and Herzegovina	12,875.41	100.35	142.43	561.88	349.82	16.80
Botswana	3,947.08	17.77	568.10	195.98	192.31	
Brazil	76,580.12	15,452.88	888.10	3,323.14	289.14	21.01
Brunei Darussalam	52.80					
Bulgaria	2,661.24	51.28	0.14	393.19	199.26	
Burkina Faso	4,300.08	189.88	869.82	6,218.58	890.38	196.20
Burundi	1,432.33		1,295.90	2,293.10	1,013.22	0.39
Cabo Verde	2,131.90	95.13	38.02			1,028.76
Cambodia	7,909.09	578.64	469.19	398.71	10.82	92.10
Cameroon	2,710.07	609.65	1,373.01	1,123.32	1,161.80	788.83
Canada	11,861.36	1,204.99	730.28	3,349.54	2,614.30	380.88
Central African Republic	530.14		1,262.94	1,627.01	407.08	144.00
Chad	2,019.83	54.91	1,970.72	5,610.86	4,701.72	0.03
Chile	13,449.26	1,942.60	111.23	1,200.27	38.20	228.53
China	12,884.34	1,224.79	2,906.44	1,753.53	2,807.06	16,541.66
Colombia	36,640.30	61.79	1,831.25	5,412.17	1,629.70	460.62
Comoros	414.62	14.80	169.89	15.36		
Congo, Republic of the	1,170.76	120.95	640.98	3,553.83	563.44	125.23
Costa Rica	4,089.00	264.30	119.12	426.19	464.19	5.57
Côte d'Ivoire	5,119.08	220.11	2,647.66	3,334.04	927.69	536.09
Croatia	4,016.65	163.26	175.63	257.94	17.07	105.62
Cuba	3,906.35	542.27	160.17	321.26		
Cyprus	2,169.17			83.96	43.65	
Czech Republic	1,568.41	1,026.42	27.86	3.00	115.91	
Democratic People's Rep. of Korea (North)	182.76	1.24	97.75	19.75		
Democratic Republic of the Congo	16,505.73	1,017.54	1,488.56	6,607.36	3,481.93	
Denmark	18,098.57	185.91	6,832.36	103,519.93	56,258.23	178.84
Djibouti	1,314.60	30.03	383.91	166.80	1,256.45	
Dominica	12.06	2.90	10.01			
Dominican Republic	2,612.50	77.72	203.01	833.09	149.49	
Ecuador	6,235.62	262.90	420.82	772.46	870.10	199.91
Egypt	38,780.65	541.12	1,281.90	818.52	3,746.73	720.33
El Salvador	24,347.63	23.49	629.32	146.57	40.48	90.34
Equatorial Guinea	925.90	53.93	114.14	86.63		
Eritrea	2,839.31	5.01	81.20	47.71	190.47	
Estonia	441.52	21.71			2.20	
Ethiopia	11,253.03	602.30	1,461.28	11,771.25	6,661.65	237.60
Fiji	544.52	136.06	1,197.39	396.44		
Finland	590.09	37.40	413.42	191.24	93.02	6.89
France	22,514.16	14,890.09	818.14	2,623.95	5,028.92	511.80
Gabon	747.02	117.36	374.01	60.18	72.56	0.15
Gambia	2,211.56	125.27	406.93	61.03	126.74	30.40
Georgia	3,587.97	7.50	190.04	282.96	647.50	
Germany	6,572.98	969.31	3,328.43	585.15	636.77	409.48
Ghana	3,297.39	647.33	1,386.17	1,197.28	1,838.87	307.58
Greece	537.57	44.65	2.00	32.51	605.73	
Grenada	0.01	0.65	17.88			
Guatemala	14,573.98	169.12	670.89	371.02	13.82	407.04
Guinea	7,260.34	187.11	329.95	7,959.76	593.53	195.05
Guinea-Bissau	1,486.88	52.28	98.13	1,156.19	37.21	128.00
Guyana	530.46		112.23	172.72		
Haiti	9,957.93	428.39	1,197.01	10,956.70	10.51	0.83
Honduras	8,140.59	20.40	650.49	84.75	11.77	8.00
Hungary	716.45	0.34	27.34	3.00	1,343.89	
Iceland	10.33		6.75			
India	19,260.33	565.19	2,187.77	32,249.41	4,110.90	3,378.26
Indonesia	16,020.73	1,293.52	477.24	3,013.46	624.15	430.71
Iran (Islamic Republic of)	4,565.19	97.86	200.42	219.41	19,304.99	108.19
Iraq	4,403.20	798.79	176.68	3,331.45	6,483.43	280.10
Ireland	937.03	9.55	85.69	13.67	1,698.52	

(USD Thousand)

Supplier Country	Agency					
	UNDP	UNESCO	UNFPA	UNICEF	UNHCR	UNIDO
Israel	2,915.13	32.15	104.98	239.54	349.56	4.57
Italy	5,612.01	6,642.21	867.08	1,413.36	9,894.18	1,616.82
Jamaica	1,166.72	487.38	524.28	84.57		
Japan	1,192.65	783.81	331.71		914.39	624.42
Jordan	8,467.89	1,925.96	1,306.43	5,565.44	28,368.12	1,494.17
Kazakhstan	10,045.74	283.89	204.08	320.19	564.45	
Kenya	24,019.08	1,509.55	2,132.65	5,148.65	22,644.99	116.58
Kiribati	23.08	8.95	30.03	427.98		
Kuwait	4,070.58	214.34	300.12		6,255.00	
Kyrgyzstan	3,630.78	164.32	460.10	3,169.20	197.52	
Lao People's Democratic Republic	6,833.49	177.83	392.58	109.53		12.32
Latvia	1,078.26			78.00	0.26	
Lebanon	16,860.06	480.01	563.87	1,557.08	24,919.68	160.79
Lesotho	1,605.48	76.19	398.60	103.03		112.00
Liberia	5,480.73	284.01	626.95	2,618.19	1,447.01	278.05
Libya	2,394.07	98.43	218.18	105.00	959.71	95.84
Liechtenstein						37.14
Lithuania	795.82		27.87		32.89	
Luxembourg	105.59	269.09	30.74	699.30	433.09	27.18
Madagascar	2,854.49	61.92	996.11	3,808.19		
Malawi	3,183.68	39.14	1,177.65	5,612.10	519.63	
Malaysia	2,538.52	122.31	279.55	3,417.94	1,743.24	235.25
Maldives	994.82	11.32	130.60	117.41		230.00
Mali	5,755.91	491.42	670.29	5,368.88	672.16	
Malta	297.74	239.00	6.48		67.76	
Marshall Islands	174.11		12.47			
Mauritania	2,209.15	266.86	2,061.15	1,913.78	2,140.06	
Mauritius	2,220.33	86.76	101.76	114.75		7.50
Mexico	25,177.89	236.10	1,007.28	1,247.74	485.76	144.70
Micronesia (Federated States of)	1.00	39.00	8.28			
Monaco	58.00					
Mongolia	9,358.14	322.41	440.64	1,175.31		1.45
Montenegro	3,969.59	5.00		134.96	166.65	67.93
Morocco	6,350.89	647.98	167.34	884.08	241.56	574.67
Mozambique	7,221.57	497.82	538.84	1,207.76	306.46	121.77
Myanmar	2,591.20	113.92	1,212.43	897.15	5,771.18	
Namibia	474.67	533.16	250.97	251.76	170.21	
Nauru			16.03			
Nepal	8,658.09	432.50	739.12	2,871.96	529.88	129.00
Netherlands	3,757.52	202.79	4,217.88	2,247.89	1,158.10	1,116.43
New Zealand	1,013.37	60.47	264.17	93.64	8.70	
Nicaragua	15,509.39	11.90	1,245.66	85.29	10.71	24.20
Niger	5,672.45	246.65	1,643.40	4,752.67	3,309.00	
Nigeria	19,137.88	69.88	2,633.87	10,717.28	587.00	283.01
Norway	2,728.82	22.63	132.97	129.25	5.89	527.35
Oman		40.99	193.29	215.55	10.13	
Pakistan	32,261.78	1,211.08	1,318.77	20,799.26	12,238.64	207.36
Palau	22.87					
Panama	23,834.68	53.97	1,152.62	683.21	228.73	
Papua New Guinea	2,267.11	56.68	700.33	8.48	69.84	
Paraguay	15,854.05	4.30	234.09	48.75		
Peru	16,783.87	448.09	535.09	582.04	15.00	127.85
Philippines	7,368.30	251.50	1,488.66	2,708.97	1,255.60	530.90
Poland	1,421.57	20.12	8.25		133.14	7.93
Portugal	587.52	52.21	5.74	50.95	12.10	339.41
Qatar	182.32	266.37				
Republic of Korea, (South)	216.87	137.70	229.79	27.28	2,595.40	24.57
Republic of Moldova	8,228.05		124.72	94.32	107.68	6.57
Romania	2,501.25		130.64	468.78	250.61	
Russian Federation	5,838.00	475.94	245.65	223.19	764.11	1,567.02
Rwanda	7,917.38	78.48	995.01	1,336.79	1,024.81	137.00
Saint Kitts and Nevis	26.07	81.09	8.48			
Saint Lucia	105.13	25.00	43.52			1.39
Saint Vincent and the Grenadines	118.68	8.33	7.33			
Samoa	2,452.89	392.91	4.04			
San Marino						
Sao Tome and Principe	794.71	40.11	123.60	8.26		119.00
Saudi Arabia	12,415.46	4.30		232.54	284.01	1,351.11
Senegal	3,989.36	1,405.88	1,918.66	2,203.68	3,068.97	283.07
Serbia	2,139.25	442.47	90.23	652.04	375.15	78.09
Seychelles	321.94	17.93	28.05	35.50		110.00
Sierra Leone	2,227.79	102.01	1,684.77	1,042.02	266.98	725.64
Singapore	584.24	45.37	10.06	89.55	21.78	1,680.23
Slovakia	1,414.44		2.91	14.85	68.59	30.10
Slovenia	432.33	144.22			39.94	
Solomon Islands	1,147.46	33.78	50.14	265.27	4.33	
Somalia	3,896.83		188.14	1,596.58	904.31	6.71
South Africa	14,940.63	824.88	2,421.24	5,249.49	844.61	511.05
South Sudan	2,639.04	492.36		7,601.28	12,938.80	621.67
Spain	4,253.24	340.55	270.63	144.95	91.26	699.98

(USD Thousand)

Supplier Country	Agency					
	UNDP	UNESCO	UNFPA	UNICEF	UNHCR	UNIDO
Sri Lanka	2,160.51	69.81	239.78	1,121.76	946.36	412.61
Sudan	7,917.41	92.10	3,172.10	1,989.62	8,840.73	223.57
Suriname	846.99	4.50	97.81	61.43		
Swaziland	1,763.99	16.33	520.30	472.84		150.00
Sweden	697.98	49.54	115.39	1,026.54	2,923.74	
Switzerland	13,811.15	647.52	1,088.64	5,941.88	34,542.25	3,558.62
Syrian Arab Republic	1,194.39		806.18	2,386.71	1,935.69	12.26
Tajikistan	5,463.66	24.30	219.01	276.76	117.83	132.85
Thailand	5,077.07	1,609.56	2,316.79	2,970.03	2,830.96	447.10
The former Yugoslav Republic of Macedonia	3,780.78	81.37	192.90	72.73	240.12	47.76
Timor-Leste	6,521.73	266.83	451.38	382.61		
Togo	2,609.94	65.10	429.21	833.66	519.22	
Tonga	57.97		12.02			
Trinidad and Tobago	1,242.38	71.13	63.48			149.85
Tunisia	4,806.43	416.15	368.60	373.92	687.92	360.85
Turkey	5,693.09	2,256.70	1,248.02	594.36	4,235.00	2,329.62
Turkmenistan	634.16		177.08	47.07	44.23	
Tuvalu	422.25	31.26	3.79			
Uganda	6,554.64	332.96	2,905.70	7,722.85	4,730.75	26.06
Ukraine	4,898.72	49.05	702.33	1,190.72	752.10	121.12
United Arab Emirates	6,199.71	75.46	508.40	374.50	1,950.59	2.05
United Kingdom of GBr & Northern Ireland	11,325.09	1,447.01	9,175.20	18,380.02	10,663.97	2,447.59
United Republic of Tanzania	5,376.32	707.73	556.46	1,621.23	3,182.23	157.97
United States of America	77,500.87	1,466.51	16,182.49	28,562.82	28,384.51	942.03
Uruguay	10,782.45	209.62	787.21	822.31	16.00	
Uzbekistan	3,459.06	221.52	492.57	773.35		
Vanuatu	67.21	36.07	19.63	4.94		
Venezuela (Bolivarian Republic of)	950.62	78.88	642.84	219.80	465.54	264.63
Viet Nam	20,950.70	756.00	899.67	183.28		50.05
Yemen	2,429.14	0.86	408.40	2,001.06	3,206.32	
Zambia	6,122.27	106.69	716.45	6,051.09	687.96	575.30
Zimbabwe	30,513.33	369.75	5,024.58	25,046.34	795.28	
<b>Sub-Total</b>	<b>1,785,462.28</b>	<b>92,006.77</b>	<b>148,451.65</b>	<b>486,250.69</b>	<b>417,333.16</b>	<b>65,165.03</b>
Unspecified Countries		0.31				358.19
Global Projects						
Interregional Projects						
Arab Countries *	29,212.36	466.84	263.80	3,076.62		13.68
African Countries	15.64				453.04	
Asian Countries	314.04	107.54	23.01	5.30		
European Countries	2,411.08		170.05		1,006.39	
Latin America And The Caribbean	302.31	42.04	71.44		22.98	
<b>Grand-Total</b>	<b>1,817,717.71</b>	<b>92,623.50</b>	<b>148,979.96</b>	<b>489,332.62</b>	<b>418,815.57</b>	<b>65,536.91</b>
<b>Developed Countries:</b>	215,298.53	33,256.21	45,966.67	173,479.55	160,033.41	14,402.33
Percentage	11.84%	35.90%	30.85%	35.45%	38.21%	21.98%
<b>Developing Countries/ Economies In Transition:</b>	1,602,419.18	59,366.98	103,013.29	315,853.06	258,782.16	50,776.38
Percentage	88.16%	64.09%	69.15%	64.55%	61.79%	77.48%
<b>Arab States</b>	160,961.97	6,479.26	12,806.38	27,226.19	112,473.71	5,576.04
Percentage	8.86%	7.00%	8.60%	5.56%	26.86%	8.51%
<b>Africa</b>	242,400.11	12,676.20	47,626.08	154,659.98	81,904.02	8,053.98
Percentage	13.34%	13.69%	31.97%	31.61%	19.56%	12.29%
<b>Asia &amp; Pacific</b>	637,392.19	13,993.92	22,754.19	89,564.20	48,870.73	24,488.20
Percentage	35.07%	15.11%	15.27%	18.30%	11.67%	37.37%
<b>Europe &amp; Cis</b>	87,918.65	4,414.66	5,204.49	9,642.60	10,342.45	4,921.03
Percentage	4.84%	4.77%	3.49%	1.97%	2.47%	7.51%
<b>Latin America &amp; The Caribbean</b>	465,518.21	21,802.93	14,497.42	34,665.77	5,083.57	7,730.56
Percentage	25.61%	23.54%	9.73%	7.08%	1.21%	11.80%
<b>Others</b>		0.31				358.19
Percentage		0.00%				0.55%

\* Procurement from the State of Palestine

(USD Thousand)

Supplier Country	Agency					
	UNOPS	UNOG	UNON	UNOV	UN/PD	UNRWA
Afghanistan	115,560.68	15.25	4,253.85	1,821.50	16,496.93	
Albania	16.39					
Algeria	2.91				112.28	
Andorra						
Angola	0.75					
Antigua and Barbuda	0.61		6.82			
Argentina	987.58	28.41	36.38		312.01	
Armenia	76.13					
Australia	180.64	20.00	62.67	33.20	2,888.60	
Austria	1.72			2,618.62	166.07	
Azerbaijan	51.32					
Bahamas	37.28		27.00			
Bahrain	38.09		92.89			3.76
Bangladesh	103.83					
Barbados	430.21					
Belarus	24.48		2.40			
Belgium	1,353.69	194.91	27.16	126.84	4,402.26	298.86
Belize	135.19				2.34	
Benin	53.80					
Bhutan	116.89					
Bolivia (Plurinational State of)	30.32		2.96			
Bosnia and Herzegovina	0.49		18.19			
Botswana	60.42					
Brazil	7,101.21	4.34	848.18			24.37
Brunei Darussalam						
Bulgaria	32.38	-99.45	10.79		8,502.21	
Burkina Faso	983.72		44.33		86.04	
Burundi	60.64				1,037.17	
Cabo Verde	142.62					
Cambodia	685.39					
Cameroon	472.02		32.03		42.35	
Canada	1,314.32	70.59	7,306.20	669.61	65,399.16	12.36
Central African Republic	12.52				551.14	
Chad	26.50					
Chile	95.87		58.71			
China	5,270.51	365.70	246.60	103.23	6,725.03	
Colombia	206.85		418.36			
Comoros	92.61		7.91			
Congo, Republic of the	53.45		32.01			
Costa Rica	285.39		38.67			
Côte d'Ivoire	301.40				20,235.34	
Croatia			0.43		9.36	
Cuba	6.53		20.98		253.37	
Cyprus			1.09		3,654.03	
Czech Republic	39.83			1.56	2.64	
Democratic People's Rep. of Korea (North)	2.16					
Democratic Republic of the Congo	23,290.29				23,294.99	
Denmark	12,005.61	26.23	174.42	537.19	25,067.02	825.39
Djibouti	24.91		998.40	12.48		
Dominica	53.05					
Dominican Republic	364.28		1.57		2,239.23	
Ecuador	82.02		254.20			
Egypt	5,097.22		30.00		952.37	
El Salvador	510.68		92.30			
Equatorial Guinea						
Eritrea	6.14					
Estonia					2,646.85	
Ethiopia	10,256.70	100.00	4.72		51,982.73	
Fiji	119.63		14.84			
Finland	1.95				171.93	29.80
France	4,316.57	2,322.18	4,177.11	77.68	2,366.67	11.19
Gabon	102.55				35.62	
Gambia	41.63					
Georgia	152.91		0.30			
Germany	534.88	464.72	798.67	939.59	19,541.54	1.32
Ghana	909.39				277.52	
Greece	96.70	9.48	317.74		-5.82	
Grenada	1.78					
Guatemala	28,153.41		40.10			
Guinea	639.49					
Guinea-Bissau	18.54				663.86	
Guyana	59.41		21.71			
Haiti	12,538.24		157.23		13,467.49	
Honduras	121.52		7.00			
Hungary	95.38		0.40	21.97	118.44	
Iceland						
India	1,422.44	80.00	174.29	1.80	9,966.23	689.93
Indonesia	1,166.60				48.58	
Iran (Islamic Republic of)	58.26				13.00	
Iraq	96.10		834.21		10,972.91	
Ireland	23.39	771.24	120.61	0.66	234.57	

(USD Thousand)

Supplier Country	Agency					
	UNOPS	UNOG	UNON	UNOV	UN/PD	UNRWA
Israel	867.63	75.00	5,188.24		5,115.23	219.14
Italy	1,287.44	2,134.46	331.00	3,150.74	36,369.87	11,906.40
Jamaica	35.68		247.86			
Japan	604.10		1,497.55		2,255.61	
Jordan	2,716.15		441.84	12.53	10,575.98	16,994.85
Kazakhstan	37.08	4.41				
Kenya	22,516.81		21,047.44		52,032.91	
Kiribati						
Kuwait	2,933.80		30.51		25,403.49	
Kyrgyzstan	6.61	47.30				
Lao People's Democratic Republic	0.23					
Latvia		7.97				
Lebanon	1,430.89		9.88		9,106.59	55,196.91
Lesotho	97.79					
Liberia	1,209.33				5,773.03	
Libya	418.31				3,544.22	
Liechtenstein						
Lithuania				6.13	59.53	
Luxembourg	135.53	148.65		122.17		
Madagascar	112.15		18.43			
Malawi	240.79					
Malaysia	103.99	27.54				
Maldives	1,064.40					
Mali	285.01				34,596.38	
Malta	60.86		107.90	104.48	5,942.05	
Marshall Islands	11.99					
Mauritania	20.53					
Mauritius	686.86		4.71		65.87	
Mexico	174.17		81.61		6.14	
Micronesia (Federated States of)	310.96		1.95			
Monaco						
Mongolia	113.72	5.00	138.31			
Montenegro						
Morocco	792.43		9.95		954.55	
Mozambique	40.95	10.00	13.33			
Myanmar	1,917.97		124.94			
Namibia	250.22		173.88			
Nauru						
Nepal	487.80		10.24		9,559.09	
Netherlands	1,061.16	189.73	338.32	11.53	3,507.16	
New Zealand	43.52	25.82	30.16		395.29	
Nicaragua	189.16		9.44			
Niger	53.23					
Nigeria	561.47				812.86	
Norway	220.52	1,229.71	28.16		1,384.54	425.21
Oman			43.31			
Pakistan	2,794.37		1,738.23		2,548.97	
Palau	7.57					
Panama	730.03		592.11		23,604.73	
Papua New Guinea	25.08					
Paraguay	35.08					
Peru	14,554.70		27.80			
Philippines	588.03					
Poland	1.53		37.67			
Portugal	61.82				9,104.85	
Qatar	207.51		75.09		278.10	
Republic of Korea, (South)	49.94		32.13		9,159.47	
Republic of Moldova	9.35					
Romania	373.92		216.11	0.20	22.75	
Russian Federation	505.44	435.35	42.45	25.64	276,692.65	
Rwanda	76.36		40.77		1,003.47	
Saint Kitts and Nevis	2.69		41.00			
Saint Lucia	15.90		9.50			
Saint Vincent and the Grenadines	0.42					
Samoa	16.00					
San Marino						
Sao Tome and Principe	120.00					
Saudi Arabia					9,241.04	
Senegal	1,090.88		88.30	84.32	-212.12	
Serbia	2,921.95		48.12		1,351.81	
Seychelles	1,461.89					
Sierra Leone	1,009.25				1,670.96	
Singapore	936.56				8.83	
Slovakia	113.41			42.19		16.24
Slovenia				6.15	36.85	
Solomon Islands	25.49					
Somalia	96.90		3,625.57	44.71	1,917.91	
South Africa	6,713.22	17.36	941.04	1.43	46,699.29	
South Sudan	5,523.80				11,033.01	
Spain	12,105.60	-18.62	51.42	120.97	24,753.08	

(USD Thousand)

Supplier Country	Agency					
	UNOPS	UNOG	UNON	UNOV	UN/PD	UNRWA
Sri Lanka	4,611.70		283.98			
Sudan	1,597.63		3.35		40,478.59	
Suriname	24.42					
Swaziland	251.73					
Sweden	457.21	128.63		10.00	3,818.45	
Switzerland	4,950.56	77,110.75	1,772.40	163.91	2,101.78	53.49
Syrian Arab Republic	0.09				2,604.74	1,813.65
Tajikistan	7.77					
Thailand	607.65	30.77	126.25		3,374.06	
The former Yugoslav Republic of Macedonia	14.80				89.22	
Timor-Leste	74.88				246.65	
Togo	37.89					
Tonga	0.10					
Trinidad and Tobago	61.69		62.53			
Tunisia	1,269.19				195.89	
Turkey	1,425.44	18.74	40.94		6,059.77	30.66
Turkmenistan	2.52					
Tuvalu						
Uganda	8,639.29		185.86		28,708.97	
Ukraine	2,136.10	40.60			90,162.22	
United Arab Emirates	11,619.44		339.05	45.00	59,608.60	
United Kingdom of GBr & Northern Ireland	56,769.31	1,099.15	1,288.45	645.37	41,171.50	1,165.44
United Republic of Tanzania	411.38	45.00	213.36		2,971.89	
United States of America	47,278.39	1,830.34	1,417.78	326.99	670,656.01	26.29
Uruguay	815.29		27.78			
Uzbekistan	4.25					
Vanuatu	21.65					
Venezuela (Bolivarian Republic of)	89.66					
Viet Nam	64.03		21.60			
Yemen	8,956.00					
Zambia	60.00		25.38			
Zimbabwe	1,278.51		24.66			
<b>Sub-Total</b>	<b>487,625.53</b>	<b>89,044.24</b>	<b>65,186.05</b>	<b>11,890.43</b>	<b>1,873,558.44</b>	<b>89,745.27</b>
Unspecified Countries		13.00				
Global Projects						
Interregional Projects						
Arab Countries *	6,409.19				90.25	32,421.56
African Countries						
Asian Countries						
European Countries	5,036.53				104.77	
Latin America And The Caribbean	32.00		34.05		16.21	
<b>Grand-Total</b>	<b>499,103.25</b>	<b>89,057.24</b>	<b>65,220.10</b>	<b>11,890.43</b>	<b>1,873,769.67</b>	<b>122,166.83</b>
<b>Developed Countries:</b>	146,389.57	87,768.46	25,302.01	9,737.79	941,850.72	14,991.14
Percentage	29.33%	98.55%	38.79%	81.90%	50.27%	12.27%
<b>Developing Countries/ Economies In Transition:</b>	352,713.68	1,275.77	39,918.10	2,152.64	931,918.95	107,175.69
Percentage	70.67%	1.43%	61.21%	18.10%	49.73%	87.73%
<b>Arab States</b>	43,878.15		6,541.96	114.72	176,050.51	106,430.73
Percentage	8.79%		10.03%	0.96%	9.40%	87.12%
<b>Africa</b>	90,161.38	172.36	22,890.25	85.76	283,363.26	
Percentage	18.06%	0.19%	35.10%	0.72%	15.12%	
<b>Asia &amp; Pacific</b>	138,274.67	524.27	7,167.21	1,926.52	58,133.85	689.93
Percentage	27.70%	0.59%	10.99%	16.20%	3.10%	0.56%
<b>Europe &amp; Cis</b>	12,420.21	546.40	152.84	25.64	374,469.80	30.66
Percentage	2.49%	0.61%	0.23%	0.22%	19.98%	0.03%
<b>Latin America &amp; The Caribbean</b>	67,969.92	32.75	3,165.84		39,901.53	24.37
Percentage	13.62%	0.04%	4.85%		2.13%	0.02%
<b>Others</b>		13.00				
Percentage		0.01%				

\* Procurement from the State of Palestine

(USD Thousand)

Supplier Country	Agency				
	UNU	UNV	UNWOMEN	WFP	WHO
Afghanistan			2,222.53	27,031.60	7,409.68
Albania			701.65		235.41
Algeria			85.50	3,383.15	430.82
Andorra					
Angola					317.58
Antigua and Barbuda				44.15	
Argentina			94.99	17.03	387.68
Armenia				629.63	420.73
Australia			807.65	2,084.89	7,043.90
Austria			114.60	83.52	450.07
Azerbaijan					416.07
Bahamas					
Bahrain					4.96
Bangladesh			536.09	2,607.35	2,464.69
Barbados			453.01	123.60	10.12
Belarus					324.45
Belgium	117.77	2.62	101.11	4,964.11	13,537.07
Belize					
Benin			6.40	2,701.56	1,097.93
Bhutan			4.98	75.18	74.91
Bolivia (Plurinational State of)	2.05		191.98	847.29	41.00
Bosnia and Herzegovina			201.99		118.36
Botswana			7.09		1,130.53
Brazil			725.51	61.13	2,439.05
Brunei Darussalam					
Bulgaria				5,860.83	221.76
Burkina Faso			52.76	5,793.32	2,479.25
Burundi			138.33	4,854.21	192.34
Cabo Verde			155.32	30.03	89.98
Cambodia			554.83	2,559.87	3,925.28
Cameroon			492.67	2,768.19	1,250.36
Canada	188.95		1,846.10	6,802.82	9,941.56
Central African Republic				5,908.03	930.51
Chad				40,683.73	586.25
Chile			90.33	432.36	77.35
China	655.07		216.32	3,556.92	4,815.57
Colombia			1,840.60	7,566.38	418.68
Comoros					115.38
Congo, Republic of the				2,882.41	6,057.13
Costa Rica			48.82	0.73	134.41
Côte d'Ivoire			277.46	4,380.54	2,166.84
Croatia					315.18
Cuba			1.52		5.00
Cyprus					6.54
Czech Republic				2.49	186.84
Democratic People's Rep. of Korea (North)				293.03	223.89
Democratic Republic of the Congo			212.18	37,031.50	3,722.99
Denmark	4.69	82.91	72.97	19,998.72	6,771.29
Djibouti				26,529.27	239.06
Dominica					
Dominican Republic			489.06		85.37
Ecuador			588.90	577.03	26.80
Egypt			911.80	1,976.86	4,901.23
El Salvador			72.73	1,628.80	9.13
Equatorial Guinea					1,428.70
Eritrea				51.20	171.32
Estonia			2.20	1.06	258.25
Ethiopia			538.16	73,617.93	3,514.08
Fiji			1,031.97	1.12	1,038.21
Finland	1,208.11	11.66	30.58	595.62	850.44
France	41.23	40.85	418.79	24,034.24	28,240.39
Gabon					273.87
Gambia			20.37	902.90	150.85
Georgia			645.96	224.17	499.61
Germany	848.29	12,263.29	254.86	10,977.25	12,409.77
Ghana	59.21		126.49	4,600.91	1,278.35
Greece				988.01	166.43
Grenada					
Guatemala			553.78	1,250.27	57.14
Guinea			73.31	1,718.36	648.57
Guinea-Bissau			4.16	803.45	246.45
Guyana			2.56		366.50
Haiti			554.87	7,401.09	0.00
Honduras			161.57	3,108.77	16.47
Hungary					256.08
Iceland			79.59		110.33
India	35.96	26.75	3,248.54	3,081.10	21,943.09
Indonesia			747.67	836.00	2,457.14
Iran (Islamic Republic of)			23.25	254.06	503.29
Iraq			252.03	2,425.85	696.35
Ireland	6.62		110.88	2,175.41	1,641.97

(USD Thousand)

Supplier Country	Agency				
	UNU	UNV	UNWOMEN	WFP	WHO
Israel		11.66	202.67	3,179.10	893.89
Italy		19.57	368.10	34,029.03	6,235.03
Jamaica			77.69		1.00
Japan	3,927.29	2.42	71.51	8,043.48	972.33
Jordan			847.74	9,321.05	10,145.04
Kazakhstan			367.86	18.16	327.44
Kenya	61.97		3,547.02	138,725.90	7,868.14
Kiribati			46.98		
Kuwait			118.15	258.82	16.20
Kyrgyzstan			353.01	1,356.70	1,017.40
Lao People's Democratic Republic			65.98	2,120.22	1,253.27
Latvia					134.32
Lebanon			56.79	10,477.05	3,537.96
Lesotho			3.50	2,244.57	482.85
Liberia			516.14	4,507.64	424.87
Libya				68.50	625.35
Liechtenstein					
Lithuania			24.15		166.03
Luxembourg				18.81	166.40
Madagascar				2,843.23	1,445.30
Malawi			504.00	10,870.67	854.85
Malaysia	592.38		27.64	6,480.22	1,681.47
Maldives			14.57		169.06
Mali		14.31	592.20	31,347.48	2,033.68
Malta				5,539.90	132.45
Marshall Islands					
Mauritania			52.89	7,723.42	262.84
Mauritius			31.46	15,638.16	151.98
Mexico		6.90	1,285.07	1,202.53	1,505.06
Micronesia (Federated States of)			10.00		
Monaco					
Mongolia			6.34		567.00
Montenegro			6.66	48.40	210.63
Morocco			706.96	140.00	300.03
Mozambique	37.24		429.98	5,239.30	1,854.18
Myanmar			1.70	6,535.83	2,063.04
Namibia				165.11	166.02
Nauru					
Nepal			880.86	3,875.03	2,112.89
Netherlands	243.41	2.92	369.51	5,940.48	27,809.79
New Zealand			154.73	458.80	1,322.84
Nicaragua			209.05	1,585.07	84.00
Niger			40.33	22,708.22	788.90
Nigeria			799.87	51.09	8,836.97
Norway			100.43	6,826.86	5,002.39
Oman				3,326.61	172.57
Pakistan	5.10		2,923.34	32,230.57	9,017.20
Palau					
Panama			495.00	1,169.53	141.75
Papua New Guinea			929.75		486.85
Paraguay			171.43	17.12	35.00
Peru			352.16	170.36	409.59
Philippines			242.28	11,823.53	9,536.58
Poland				47.96	104.37
Portugal			15.36	58.56	1,089.63
Qatar					35.06
Republic of Korea, (South)			0.95	646.56	835.55
Republic of Moldova			135.42		1,381.38
Romania			0.99		631.52
Russian Federation			261.79	3,649.61	5,569.45
Rwanda			614.26	3,501.30	581.65
Saint Kitts and Nevis					
Saint Lucia					
Saint Vincent and the Grenadines					
Samoa			65.24		92.46
San Marino					
Sao Tome and Principe				3.14	12.81
Saudi Arabia				181.80	32.59
Senegal		22.05	1,038.61	6,805.61	1,346.57
Serbia			223.10	0.81	1,080.39
Seychelles			1.06		30.67
Sierra Leone			169.15	1,987.59	920.12
Singapore	69.38		75.86	1,718.69	381.97
Slovakia			66.55		85.09
Slovenia			12.84		77.30
Solomon Islands			233.78	71.23	164.41
Somalia			26.10	20,672.05	5,884.97
South Africa			838.14	10,568.66	5,543.21
South Sudan			732.54	70,494.04	4,526.64
Spain			668.77	1,083.64	3,690.21



(USD Thousand)

Supplier Country	Agency				
	UNU	UNV	UNWOMEN	WFP	WHO
Sri Lanka			111.32	672.29	661.74
Sudan			300.12	98,832.11	3,877.82
Suriname					
Swaziland			0.74	1,122.33	1,919.84
Sweden	36.75		188.54	943.54	727.19
Switzerland	15.50	95.49	187.79	25,557.39	86,148.79
Syrian Arab Republic				42,513.47	2,342.67
Tajikistan			56.97	1,368.49	1,556.39
Thailand			1,525.65	1,787.45	6,728.41
The former Yugoslav Republic of Macedonia			215.24		259.62
Timor-Leste			151.08	15.70	144.76
Togo			12.00	1,211.90	254.40
Tonga			3.54		
Trinidad and Tobago			43.08		38.45
Tunisia			256.64	125.61	569.57
Turkey			356.76	3,093.66	2,884.78
Turkmenistan					298.92
Tuvalu					
Uganda			627.53	30,614.97	9,501.92
Ukraine			37.56	6,031.34	1,370.84
United Arab Emirates	4.16		38.35	54,075.15	2,083.61
United Kingdom of GB & Northern Ireland	52.45	225.12	1,829.26	23,255.54	22,790.55
United Republic of Tanzania			439.84	8,816.28	2,574.57
United States of America	389.01	35.78	13,456.89	92,365.70	79,148.01
Uruguay			351.83		217.81
Uzbekistan			50.02		5,698.97
Vanuatu			297.99		48.83
Venezuela (Bolivarian Republic of)			12.21		
Viet Nam			103.45	663.74	9,020.52
Yemen			134.24	12,418.14	602.56
Zambia			10.57	2,104.63	1,589.39
Zimbabwe			537.56	19,975.51	1,389.64
<b>Sub-Total</b>	<b>8,602.60</b>	<b>12,864.30</b>	<b>67,722.10</b>	<b>1,313,203.73</b>	<b>559,445.67</b>
Unspecified Countries				277.29	1,420.59
Global Projects					
Interregional Projects					
Arab Countries *			856.21	1,285.42	355.65
African Countries					
Asian Countries				960.10	106.31
European Countries			425.47		97.11
Latin America And The Caribbean					
<b>Grand-Total</b>	<b>8,602.60</b>	<b>12,864.30</b>	<b>69,003.78</b>	<b>1,315,726.53</b>	<b>561,425.32</b>
<b>Developed Countries:</b>	<b>7,080.08</b>	<b>12,794.29</b>	<b>21,557.43</b>	<b>285,917.73</b>	<b>319,420.82</b>
Percentage	82.30%	99.46%	31.24%	21.73%	56.89%
<b>Developing Countries/ Economies In Transition:</b>	<b>1,522.52</b>	<b>70.01</b>	<b>47,446.35</b>	<b>1,029,531.52</b>	<b>240,583.92</b>
Percentage	17.70%	0.54%	68.76%	78.25%	42.85%
<b>Arab States</b>	<b>4.16</b>		<b>4,666.76</b>	<b>295,988.40</b>	<b>37,735.59</b>
Percentage	0.05%		6.76%	22.50%	6.72%
<b>Africa</b>	<b>158.42</b>	<b>36.36</b>	<b>13,591.19</b>	<b>580,275.60</b>	<b>82,833.05</b>
Percentage	1.84%	0.28%	19.70%	44.10%	14.75%
<b>Asia &amp; Pacific</b>	<b>1,357.89</b>	<b>26.75</b>	<b>16,281.21</b>	<b>109,643.31</b>	<b>89,424.79</b>
Percentage	15.78%	0.21%	23.59%	8.33%	15.93%
<b>Europe &amp; Cis</b>			<b>3,904.04</b>	<b>16,420.97</b>	<b>22,701.74</b>
Percentage			5.66%	1.25%	4.04%
<b>Latin America &amp; The Caribbean</b>	<b>2.05</b>	<b>6.90</b>	<b>8,867.73</b>	<b>27,203.23</b>	<b>6,507.36</b>
Percentage	0.02%	0.05%	12.85%	2.07%	1.16%
<b>Others</b>				<b>277.29</b>	<b>1,420.59</b>
Percentage				0.02%	0.25%

\* Procurement from the State of Palestine

Supplier Country	Agency			(USD Thousand)	
	WIPO	WMO	WTO	Total	%
				All	
Afghanistan	16.25			650,375.79	7.70%
Albania	9.99			5,024.86	0.06%
Algeria	51.71			8,903.93	0.11%
Andorra					
Angola	9.71			6,511.05	0.08%
Antigua and Barbuda	1.78			504.82	0.01%
Argentina	165.13			160,082.42	1.89%
Armenia	9.48			6,118.39	0.07%
Australia	349.14	11.12	6.62	23,765.51	0.28%
Austria	40.68	7.38	5.30	80,725.27	0.96%
Azerbaijan	13.58			6,072.05	0.07%
Bahamas	0.13			111.71	0.00%
Bahrain	13.78			682.23	0.01%
Bangladesh	68.64			50,527.43	0.60%
Barbados	40.13			3,247.98	0.04%
Belarus	8.79			5,261.12	0.06%
Belgium	5,537.62		1,158.51	49,915.68	0.59%
Belize	9.58			2,125.71	0.03%
Benin	29.39			14,641.93	0.17%
Bhutan	31.53			1,134.10	0.01%
Bolivia (Plurinational State of)	7.86			7,848.52	0.09%
Bosnia and Herzegovina	11.26			14,468.05	0.17%
Botswana	32.21			6,419.30	0.08%
Brazil	509.81			118,623.91	1.40%
Brunei Darussalam	1.43			70.33	0.00%
Bulgaria	16.01			17,938.04	0.21%
Burkina Faso	53.71	1.67		25,408.84	0.30%
Burundi	26.07			12,644.20	0.15%
Cabo Verde	8.33			3,769.51	0.04%
Cambodia	104.84			19,483.58	0.23%
Cameroon	214.17			13,824.85	0.16%
Canada	101.64			117,249.75	1.39%
Central African Republic	19.33			11,550.61	0.14%
Chad	18.30			55,929.85	0.66%
Chile	78.89			22,080.97	0.26%
China	2,668.54	58.20		65,056.44	0.77%
Colombia	81.94			59,674.00	0.71%
Comoros	14.94			878.63	0.01%
Congo, Republic of the	32.68			15,492.93	0.18%
Costa Rica	34.42		19.66	6,326.27	0.07%
Côte d'Ivoire	77.10			41,326.93	0.49%
Croatia	16.73			5,183.93	0.06%
Cuba	50.94			5,628.38	0.07%
Cyprus				6,003.35	0.07%
Czech Republic	69.96			3,717.81	0.04%
Democratic People's Rep. of Korea (North)				1,092.23	0.01%
Democratic Republic of the Congo	21.05			118,693.74	1.40%
Denmark	19.35	7.02		253,183.25	3.00%
Djibouti	29.53			31,695.61	0.38%
Dominica				83.86	0.00%
Dominican Republic	30.34			7,310.44	0.09%
Ecuador	36.64			11,032.11	0.13%
Egypt	73.32	0.78	4.04	61,251.36	0.72%
El Salvador	27.37			28,785.93	0.34%
Equatorial Guinea	14.02			2,684.34	0.03%
Eritrea				3,500.19	0.04%
Estonia				3,391.81	0.04%
Ethiopia	74.67			175,850.08	2.08%
Fiji	52.39			4,764.16	0.06%
Finland	0.53			4,654.98	0.06%
France	4,437.85	101.83	10.60	131,806.84	1.56%
Gabon	20.32			2,374.20	0.03%
Gambia	29.18			4,365.95	0.05%
Georgia	22.63			6,636.88	0.08%
Germany	5,874.60	28.36	139.50	86,202.06	1.02%
Ghana	69.65			19,635.66	0.23%
Greece	2.30			4,439.90	0.05%
Grenada	3.33			83.62	0.00%
Guatemala	43.08			46,928.13	0.56%
Guinea	14.06			19,848.83	0.23%
Guinea-Bissau	12.62			4,934.62	0.06%
Guyana	2.58			1,844.91	0.02%
Haiti	15.01			59,929.93	0.71%
Honduras	35.92			12,947.80	0.15%
Hungary	265.73			3,982.94	0.05%
Iceland	4.27			233.73	0.00%
India	2,888.27			127,837.96	1.51%
Indonesia	102.43			29,930.75	0.35%
Iran (Islamic Republic of)	8.22			25,506.28	0.30%
Iraq	6.48			30,766.28	0.36%
Ireland	140.28	46.63	3.97	9,200.01	0.11%

Supplier Country	Agency			(USD Thousand)	
	WIPO	WMO	WTO	Total All	%
Israel	84.74			19,925.55	0.24%
Italy	426.60	6.64		191,660.82	2.27%
Jamaica	49.21			3,364.74	0.04%
Japan	7,550.73			30,272.47	0.36%
Jordan	43.91			101,106.09	1.20%
Kazakhstan	27.96			12,272.24	0.15%
Kenya	70.34	17.40		307,297.04	3.64%
Kiribati	2.88			540.60	0.01%
Kuwait	10.64			39,741.67	0.47%
Kyrgyzstan	31.84			11,095.68	0.13%
Lao People's Democratic Republic	90.80			11,489.80	0.14%
Latvia	8.69			1,357.33	0.02%
Lebanon	30.19			127,699.36	1.51%
Lesotho	16.63			5,855.26	0.07%
Liberia	30.14			23,621.86	0.28%
Libya	10.26			9,216.05	0.11%
Liechtenstein				37.14	0.00%
Lithuania	3.45			1,195.12	0.01%
Luxembourg	464.84			3,394.31	0.04%
Madagascar	43.65			14,072.72	0.17%
Malawi	65.84			23,742.11	0.28%
Malaysia	149.96			22,485.96	0.27%
Maldives	10.50			2,742.69	0.03%
Mali	21.08			83,491.72	0.99%
Malta	0.47			12,575.07	0.15%
Marshall Islands				206.99	0.00%
Mauritania	25.44			17,125.84	0.20%
Mauritius	42.05			19,651.29	0.23%
Mexico	69.36			34,618.73	0.41%
Micronesia (Federated States of)				372.71	0.00%
Monaco				485.99	0.01%
Mongolia	57.83			12,725.95	0.15%
Montenegro	6.61			4,690.08	0.06%
Morocco	159.09			13,503.20	0.16%
Mozambique	45.02			18,536.46	0.22%
Myanmar	77.13			21,627.87	0.26%
Namibia	31.92			2,819.75	0.03%
Nauru				18.17	0.00%
Nepal	66.63			30,731.11	0.36%
Netherlands	91.60	47.33		68,609.69	0.81%
New Zealand	15.78			4,178.32	0.05%
Nicaragua	40.19			20,057.72	0.24%
Niger	20.60			40,608.63	0.48%
Nigeria	46.08	10.62		45,198.79	0.53%
Norway	14.95	86.21		20,279.77	0.24%
Oman	7.72			4,171.78	0.05%
Pakistan	291.57			123,895.27	1.47%
Palau				30.44	0.00%
Panama	14.93		21.50	53,532.17	0.63%
Papua New Guinea	17.31			4,678.99	0.06%
Paraguay	23.40			16,694.41	0.20%
Peru	79.33			36,858.42	0.44%
Philippines	160.44			38,314.07	0.45%
Poland	11.94	1.31		2,027.29	0.02%
Portugal	81.76			11,629.88	0.14%
Qatar				1,044.45	0.01%
Republic of Korea, (South)	1,560.72			17,391.12	0.21%
Republic of Moldova	23.55			10,571.12	0.13%
Romania	22.58			4,732.63	0.06%
Russian Federation	56.08	34.48		298,553.17	3.53%
Rwanda	34.42			17,836.73	0.21%
Saint Kitts and Nevis	13.01			178.56	0.00%
Saint Lucia				213.26	0.00%
Saint Vincent and the Grenadines	1.26			172.58	0.00%
Samoa	18.38			3,480.10	0.04%
San Marino	0.28			0.28	0.00%
Sao Tome and Principe	36.98			1,258.60	0.01%
Saudi Arabia	8.95			24,600.23	0.29%
Senegal	51.28			25,452.34	0.30%
Serbia	24.61		3.92	9,951.80	0.12%
Seychelles	5.13			2,048.63	0.02%
Sierra Leone	23.52			12,014.53	0.14%
Singapore	209.60			6,151.37	0.07%
Slovakia	25.49	49.94		2,186.50	0.03%
Slovenia	5.60			1,280.43	0.02%
Solomon Islands				1,995.88	0.02%
Somalia	0.12			47,315.10	0.56%
South Africa	61.48			103,558.20	1.23%
South Sudan				117,458.86	1.39%
Spain	694.88	41.17	1,782.24	52,804.90	0.62%

Supplier Country	Agency			(USD Thousand)	
	WIPO	WMO	WTO	Total All	%
Sri Lanka	88.98			13,856.13	0.16%
Sudan	37.13			167,753.68	1.99%
Suriname				1,048.51	0.01%
Swaziland	11.42			9,284.80	0.11%
Sweden	10.34	4.19		11,579.62	0.14%
Switzerland	80,713.97	3,935.15		448,940.54	5.31%
Syrian Arab Republic	20.93			55,701.13	0.66%
Tajikistan	20.52			9,571.17	0.11%
Thailand	147.83	2.88	17.22	36,929.04	0.44%
The former Yugoslav Republic of Macedonia	81.95			5,218.59	0.06%
Timor-Leste				9,437.71	0.11%
Togo	12.17			6,168.43	0.07%
Tonga				83.72	0.00%
Trinidad and Tobago	29.67			2,608.22	0.03%
Tunisia	26.97			10,392.35	0.12%
Turkey	36.59			31,323.67	0.37%
Turkmenistan	11.80			1,215.77	0.01%
Tuvalu				457.89	0.01%
Uganda	53.39			102,882.35	1.22%
Ukraine	32.82			108,515.33	1.28%
United Arab Emirates	2.48			138,248.09	1.64%
United Kingdom of GB & Northern Ireland	11,110.29	239.80	73.26	243,679.14	2.88%
United Republic of Tanzania	229.20			28,641.51	0.34%
United States of America	13,970.65	404.29	50.86	1,100,688.23	13.03%
Uruguay	66.88			14,716.82	0.17%
Uzbekistan	24.53			11,130.23	0.13%
Vanuatu				509.25	0.01%
Venezuela (Bolivarian Republic of)	4.59			2,924.46	0.03%
Viet Nam	162.25			35,036.88	0.41%
Yemen	44.92			31,130.74	0.37%
Zambia	52.53			18,960.71	0.22%
Zimbabwe	198.07			87,312.02	1.03%
<b>Sub-Total</b>	<b>145,861.03</b>	<b>5,144.40</b>	<b>3,297.20</b>	<b>8,306,073.65</b>	<b>98.30%</b>
Unspecified Countries	0.26			54,896.38	0.65%
Global Projects					
Interregional Projects					
Arab Countries *	0.55			76,241.83	0.90%
African Countries				484.67	0.01%
Asian Countries				1,560.89	0.02%
European Countries	1.72			9,861.42	0.12%
Latin America And The Caribbean				538.65	0.01%
<b>Grand-Total</b>	<b>145,863.56</b>	<b>5,144.40</b>	<b>3,297.20</b>	<b>8,449,657.49</b>	<b>100.00%</b>
<b>Developed Countries:</b>	<b>132,169.59</b>	<b>5,018.37</b>	<b>3,230.86</b>	<b>3,029,931.94</b>	<b>35.86%</b>
Percentage	90.61%	97.55%	97.99%	36.09%	
<b>Developing Countries/ Economies In Transition:</b>	<b>13,693.70</b>	<b>126.03</b>	<b>66.34</b>	<b>5,364,829.17</b>	<b>63.49%</b>
Percentage	9.39%	2.45%	2.01%	63.91%	
<b>Arab States</b>	<b>627.28</b>	<b>0.78</b>	<b>4.04</b>	<b>1,024,675.92</b>	
Percentage	0.43%	0.02%	0.12%	12.21%	
<b>Africa</b>	<b>1,979.52</b>	<b>29.69</b>		<b>1,677,665.63</b>	
Percentage	1.36%	0.58%		19.98%	
<b>Asia &amp; Pacific</b>	<b>9,047.15</b>	<b>61.08</b>	<b>17.22</b>	<b>1,347,023.37</b>	
Percentage	6.20%	1.19%	0.52%	16.05%	
<b>Europe &amp; Cis</b>	<b>449.47</b>	<b>34.48</b>	<b>3.92</b>	<b>572,735.55</b>	
Percentage	0.31%	0.67%	0.12%	6.82%	
<b>Latin America &amp; The Caribbean</b>	<b>1,566.73</b>		<b>41.16</b>	<b>742,728.69</b>	
Percentage	1.07%		1.25%	8.85%	
<b>Others</b>	<b>0.26</b>			<b>54,896.38</b>	
Percentage	0.00%			0.65%	

\* Procurement from the State of Palestine

(USD Thousand)

Agency	Supplier Countries						
	Afghanistan	Albania	Algeria	Andorra	Angola	Antigua and Barbuda	Argentina
ESCWA	0.00	0.00	0.00	0.00	0.00	0.00	0.00
ECA	0.00	0.00	0.00	0.00	0.00	0.00	0.00
ECLAC	0.00	0.00	0.00	0.00	0.00	0.00	286.51
FAO	12,623.36	4.18	118.77	0.00	397.60	67.50	231.59
IAEA	0.00	52.45	647.84	0.00	5.98	0.00	519.20
IFAD	0.00	0.00	6.56	0.00	0.50	0.00	0.00
ILO	1,084.75	267.52	0.00	0.00	95.68	0.00	0.00
ITC	0.00	0.00	0.00	0.00	0.00	0.00	0.00
ITU	22.75	0.00	0.00	0.00	0.00	0.00	62.12
OPCW	0.00	0.00	0.00	0.00	0.00	0.00	0.00
PAHO	0.00	0.00	0.00	0.00	0.00	0.00	86.51
UNAIDS	1.17	0.00	42.15	0.00	93.95	0.00	121.92
UNDP	431,851.25	2,501.64	2,579.97	0.00	2,721.37	338.03	144,037.70
UNESCO	3,534.40	86.61	0.00	0.00	36.63	30.84	416.59
UNFPA	3,390.31	87.89	67.59	0.00	327.86	9.10	427.02
UNICEF	10,082.97	754.72	402.17	0.00	1,921.18	6.00	6,102.71
UNHCR	12,940.05	254.63	800.78	0.00	582.28	0.00	319.25
UNIDO	16.50	51.78	171.73	0.00	0.00	0.00	5,442.10
UNOPS	115,560.68	16.39	2.91	0.00	0.75	0.61	987.58
UNOG	15.25	0.00	0.00	0.00	0.00	0.00	28.41
UNON	4,253.85	0.00	0.00	0.00	0.00	6.82	36.38
UNOV	1,821.50	0.00	0.00	0.00	0.00	0.00	0.00
UN/PD	16,496.93	0.00	112.28	0.00	0.00	0.00	312.01
UNRWA	0.00	0.00	0.00	0.00	0.00	0.00	0.00
UNU	0.00	0.00	0.00	0.00	0.00	0.00	0.00
UNV	0.00	0.00	0.00	0.00	0.00	0.00	0.00
UNWOMEN	2,222.53	701.65	85.50	0.00	0.00	0.00	94.99
WFP	27,031.60	0.00	3,383.15	0.00	0.00	44.15	17.03
WHO	7,409.68	235.41	430.82	0.00	317.58	0.00	387.68
WIPO	16.25	9.99	51.71	0.00	9.71	1.78	165.13
WMO	0.00	0.00	0.00	0.00	0.00	0.00	0.00
WTO	0.00	0.00	0.00	0.00	0.00	0.00	0.00
<b>All</b>	<b>650,375.79</b>	<b>5,024.86</b>	<b>8,903.93</b>	<b>0.00</b>	<b>6,511.05</b>	<b>504.82</b>	<b>160,082.42</b>
<b>%</b>	<b>7.70%</b>	<b>0.06%</b>	<b>0.11%</b>	<b>0.00%</b>	<b>0.08%</b>	<b>0.01%</b>	<b>1.89%</b>

Agency	Supplier Countries						
	Armenia	Australia	Austria	Azerbaijan	Bahamas	Bahrain	Bangladesh
ESCWA	0.00	0.00	0.45	0.00	0.00	0.00	0.00
ECA	0.00	0.00	0.00	0.00	0.00	0.00	0.00
ECLAC	0.00	0.00	0.00	0.00	0.00	0.00	0.00
FAO	117.39	149.32	2,816.57	118.25	35.00	0.00	2,770.35
IAEA	89.88	266.27	70,933.27	0.27	0.00	20.42	149.30
IFAD	0.00	0.00	0.00	0.00	0.00	0.00	1.50
ILO	25.00	199.68	135.56	18.37	0.00	33.77	987.12
ITC	0.00	0.00	0.00	0.00	0.00	0.00	28.52
ITU	0.00	38.00	81.05	3.50	0.00	0.00	0.00
OPCW	0.00	2.13	19.87	0.00	0.00	0.00	0.00
PAHO	0.00	27.23	0.00	0.00	0.43	0.00	0.00
UNAIDS	23.16	172.74	4.17	23.80	0.00	0.00	54.81
UNDP	4,053.45	6,569.80	2,270.66	4,731.80	0.00	297.06	35,038.29
UNESCO	0.00	391.48	33.47	40.21	0.00	0.00	368.72
UNFPA	58.30	310.76	34.55	199.29	11.87	0.00	959.08
UNICEF	87.22	1,450.49	26.38	150.44	0.00	0.00	3,970.07
UNHCR	125.58	646.13	155.23	305.17	0.00	177.50	370.55
UNIDO	402.44	53.04	726.06	0.00	0.00	0.00	48.51
UNOPS	76.13	180.64	1.72	51.32	37.28	38.09	103.83
UNOG	0.00	20.00	0.00	0.00	0.00	0.00	0.00
UNON	0.00	62.67	0.00	0.00	27.00	92.89	0.00
UNOV	0.00	33.20	2,618.62	0.00	0.00	0.00	0.00
UN/PD	0.00	2,888.60	166.07	0.00	0.00	0.00	0.00
UNRWA	0.00	0.00	0.00	0.00	0.00	3.76	0.00
UNU	0.00	0.00	0.00	0.00	0.00	0.00	0.00
UNV	0.00	0.00	0.00	0.00	0.00	0.00	0.00
UNWOMEN	0.00	807.65	114.60	0.00	0.00	0.00	536.09
WFP	629.63	2,084.89	83.52	0.00	0.00	0.00	2,607.35
WHO	420.73	7,043.90	450.07	416.07	0.00	4.96	2,464.69
WIPO	9.48	349.14	40.68	13.58	0.13	13.78	68.64
WMO	0.00	11.12	7.38	0.00	0.00	0.00	0.00
WTO	0.00	6.62	5.30	0.00	0.00	0.00	0.00
<b>All</b>	<b>6,118.39</b>	<b>23,765.51</b>	<b>80,725.27</b>	<b>6,072.05</b>	<b>111.71</b>	<b>682.23</b>	<b>50,527.43</b>
<b>%</b>	<b>0.07%</b>	<b>0.28%</b>	<b>0.96%</b>	<b>0.07%</b>	<b>0.00%</b>	<b>0.01%</b>	<b>0.60%</b>

(USD Thousand)

Agency	Supplier Countries							Bolivia (Plurin. State of)
	Barbados	Belarus	Belgium	Belize	Benin	Bhutan		
ESCWA	0.00	0.00	0.00	0.00	0.00	0.00	0.00	0.00
ECA	0.00	0.00	0.00	0.00	0.00	0.00	0.00	0.00
ECLAC	2.35	0.00	0.00	0.00	0.00	0.00	0.00	0.00
FAO	288.19	0.00	1,102.01	34.00	108.54	7.53	381.95	
IAEA	0.00	225.20	700.32	21.52	31.68	0.00	11.60	
IFAD	0.00	0.00	1,318.44	0.00	0.00	0.00	39.08	
ILO	0.00	0.00	1,919.17	164.45	378.29	0.00	699.15	
ITC	0.00	0.00	0.00	0.00	32.47	0.00	0.00	
ITU	10.34	3.40	3.16	0.00	0.00	0.00	0.00	
OPCW	0.00	0.00	2,760.18	0.00	0.00	0.00	0.00	
PAHO	0.00	0.00	1,130.32	0.00	0.00	0.00	0.00	
UNAIDS	74.16	51.47	41.40	5.65	164.43	5.70	11.20	
UNDP	1,535.00	4,187.81	4,278.85	1,549.75	6,377.02	605.47	4,257.83	
UNESCO	151.99	12.20	1,969.79	38.05	66.34	57.00	153.72	
UNFPA	112.24	148.92	385.20	21.22	2,395.59	39.44	473.32	
UNICEF	16.63	92.88	1,711.79	143.96	906.44	95.84	540.99	
UNHCR	0.00	179.12	616.73	0.00	292.06	0.00	2.23	
UNIDO	0.00	0.00	155.79	0.00	0.00	19.63	154.00	
UNOPS	430.21	24.48	1,353.69	135.19	53.80	116.89	30.32	
UNOG	0.00	0.00	194.91	0.00	0.00	0.00	0.00	
UNON	0.00	2.40	27.16	0.00	0.00	0.00	2.96	
UNOV	0.00	0.00	126.84	0.00	0.00	0.00	0.00	
UN/PD	0.00	0.00	4,402.26	2.34	0.00	0.00	0.00	
UNRWA	0.00	0.00	298.86	0.00	0.00	0.00	0.00	
UNU	0.00	0.00	117.77	0.00	0.00	0.00	2.05	
UNV	0.00	0.00	2.62	0.00	0.00	0.00	0.00	
UNWOMEN	453.01	0.00	101.11	0.00	6.40	4.98	191.98	
WFP	123.60	0.00	4,964.11	0.00	2,701.56	75.18	847.29	
WHO	10.12	324.45	13,537.07	0.00	1,097.93	74.91	41.00	
WIPO	40.13	8.79	5,537.62	9.58	29.39	31.53	7.86	
WMO	0.00	0.00	0.00	0.00	0.00	0.00	0.00	
WTO	0.00	0.00	1,158.51	0.00	0.00	0.00	0.00	
<b>All</b>	<b>3,247.98</b>	<b>5,261.12</b>	<b>49,915.68</b>	<b>2,125.71</b>	<b>14,641.93</b>	<b>1,134.10</b>	<b>7,848.52</b>	
<b>%</b>	<b>0.04%</b>	<b>0.06%</b>	<b>0.59%</b>	<b>0.03%</b>	<b>0.17%</b>	<b>0.01%</b>	<b>0.09%</b>	

Agency	Supplier Countries						
	Bosnia and Herzegovina	Botswana	Brazil	Brunei Darussalam	Bulgaria	Burkina Faso	Burundi
ESCWA	0.00	0.00	0.00	0.00	0.00	0.00	0.00
ECA	0.00	0.00	0.00	0.00	0.00	0.00	0.00
ECLAC	0.00	0.00	15.45	0.00	0.00	0.00	0.00
FAO	0.00	10.12	2,964.69	0.00	2.13	832.26	215.33
IAEA	0.00	40.30	526.93	0.00	73.88	133.49	8.07
IFAD	15.00	0.00	0.00	0.00	0.00	50.00	0.00
ILO	56.06	0.89	1,191.79	16.09	12.40	14.66	0.00
ITC	0.00	0.00	0.00	0.00	0.00	9.54	0.00
ITU	0.00	0.00	5,062.08	0.00	0.00	46.73	0.00
OPCW	0.00	0.00	0.00	0.00	0.00	0.00	0.00
PAHO	0.00	0.00	131.60	0.00	0.00	0.00	0.00
UNAIDS	0.00	216.50	463.39	0.00	0.00	2,162.44	77.12
UNDP	12,875.41	3,947.08	76,580.12	52.80	2,661.24	4,300.08	1,432.33
UNESCO	100.35	17.77	15,452.88	0.00	51.28	189.88	0.00
UNFPA	142.43	568.10	888.10	0.00	0.14	869.82	1,295.90
UNICEF	561.88	195.98	3,323.14	0.00	393.19	6,218.58	2,293.10
UNHCR	349.82	192.31	289.14	0.00	199.26	890.38	1,013.22
UNIDO	16.80	0.00	21.01	0.00	0.00	196.20	0.39
UNOPS	0.49	60.42	7,101.21	0.00	32.38	983.72	60.64
UNOG	0.00	0.00	4.34	0.00	-99.45	0.00	0.00
UNON	18.19	0.00	848.18	0.00	10.79	44.33	0.00
UNOV	0.00	0.00	0.00	0.00	0.00	0.00	0.00
UN/PD	0.00	0.00	0.00	0.00	8,502.21	86.04	1,037.17
UNRWA	0.00	0.00	24.37	0.00	0.00	0.00	0.00
UNU	0.00	0.00	0.00	0.00	0.00	0.00	0.00
UNV	0.00	0.00	0.00	0.00	0.00	0.00	0.00
UNWOMEN	201.99	7.09	725.51	0.00	0.00	52.76	138.33
WFP	0.00	0.00	61.13	0.00	5,860.83	5,793.32	4,854.21
WHO	118.36	1,130.53	2,439.05	0.00	221.76	2,479.25	192.34
WIPO	11.26	32.21	509.81	1.43	16.01	53.71	26.07
WMO	0.00	0.00	0.00	0.00	0.00	1.67	0.00
WTO	0.00	0.00	0.00	0.00	0.00	0.00	0.00
<b>All</b>	<b>14,468.05</b>	<b>6,419.30</b>	<b>118,623.91</b>	<b>70.33</b>	<b>17,938.04</b>	<b>25,408.84</b>	<b>12,644.20</b>
<b>%</b>	<b>0.17%</b>	<b>0.08%</b>	<b>1.40%</b>	<b>0.00%</b>	<b>0.21%</b>	<b>0.30%</b>	<b>0.15%</b>

(USD Thousand)

Agency	Supplier Countries						
	Cabo Verde	Cambodia	Cameroon	Canada	Central African Republic	Chad	Chile
ESCWA	0.00	0.00	0.00	0.00	0.00	0.00	0.00
ECA	0.00	0.00	0.00	0.00	0.00	0.00	0.00
ECLAC	0.00	0.00	0.00	0.00	0.00	0.00	2,735.98
FAO	49.43	769.66	298.47	1,031.23	47.15	182.84	904.42
IAEA	0.00	19.39	76.84	481.63	22.54	5.22	81.63
IFAD	0.00	0.66	135.00	53.99	0.00	0.00	395.44
ILO	0.00	1,282.75	73.67	1,132.88	0.00	0.00	74.74
ITC	0.00	0.15	12.28	31.13	0.00	0.00	0.00
ITU	0.00	0.00	7.98	8.48	0.00	0.00	0.00
OPCW	0.00	0.00	0.00	7.00	0.00	0.00	0.00
PAHO	0.00	0.00	0.00	493.39	0.00	0.00	3.93
UNAIDS	0.00	122.22	182.14	215.37	88.21	68.94	81.23
UNDP	2,131.90	7,909.09	2,710.07	11,861.36	530.14	2,019.83	13,449.26
UNESCO	95.13	578.64	609.65	1,204.99	0.00	54.91	1,942.60
UNFPA	38.02	469.19	1,373.01	730.28	1,262.94	1,970.72	111.23
UNICEF	0.00	398.71	1,123.32	3,349.54	1,627.01	5,610.86	1,200.27
UNHCR	0.00	10.82	1,161.80	2,614.30	407.08	4,701.72	38.20
UNIDO	1,028.76	92.10	788.83	380.88	144.00	0.03	228.53
UNOPS	142.62	685.39	472.02	1,314.32	12.52	26.50	95.87
UNOG	0.00	0.00	0.00	70.59	0.00	0.00	0.00
UNON	0.00	0.00	32.03	7,306.20	0.00	0.00	58.71
UNOV	0.00	0.00	0.00	669.61	0.00	0.00	0.00
UN/PD	0.00	0.00	42.35	65,399.16	551.14	0.00	0.00
UNRWA	0.00	0.00	0.00	12.36	0.00	0.00	0.00
UNU	0.00	0.00	0.00	188.95	0.00	0.00	0.00
UNV	0.00	0.00	0.00	0.00	0.00	0.00	0.00
UNWOMEN	155.32	554.83	492.67	1,846.10	0.00	0.00	90.33
WFP	30.03	2,559.87	2,768.19	6,802.82	5,908.03	40,683.73	432.36
WHO	89.98	3,925.28	1,250.36	9,941.56	930.51	586.25	77.35
WIPO	8.33	104.84	214.17	101.64	19.33	18.30	78.89
WMO	0.00	0.00	0.00	0.00	0.00	0.00	0.00
WTO	0.00	0.00	0.00	0.00	0.00	0.00	0.00
<b>All</b>	<b>3,769.51</b>	<b>19,483.58</b>	<b>13,824.85</b>	<b>117,249.75</b>	<b>11,550.61</b>	<b>55,929.85</b>	<b>22,080.97</b>
<b>%</b>	<b>0.04%</b>	<b>0.23%</b>	<b>0.16%</b>	<b>1.39%</b>	<b>0.14%</b>	<b>0.66%</b>	<b>0.26%</b>

Agency	Supplier Countries						
	China	Colombia	Comoros	Congo, Republic of the	Costa Rica	Côte d'Ivoire	Croatia
ESCWA	0.00	0.00	0.00	0.00	0.00	0.00	0.00
ECA	0.00	0.00	0.00	0.00	0.00	0.00	0.00
ECLAC	0.00	106.61	0.00	0.00	17.54	0.00	0.00
FAO	839.92	1,026.23	33.12	171.18	36.87	192.57	0.00
IAEA	708.92	91.55	0.00	0.00	26.60	28.69	88.85
IFAD	33.44	4.84	0.00	0.00	75.90	23.98	0.00
ILO	162.48	1,697.18	0.00	0.00	163.82	591.66	8.49
ITC	0.00	0.00	0.00	0.00	0.00	144.29	0.00
ITU	155.46	2.73	0.00	0.00	35.39	0.00	0.79
OPCW	0.00	0.00	0.00	0.00	0.00	0.00	7.95
PAHO	0.00	118.96	0.00	0.00	3.39	0.00	0.00
UNAIDS	356.72	57.29	0.00	88.87	36.29	122.38	0.00
UNDP	12,884.34	36,640.30	414.62	1,170.76	4,089.00	5,119.08	4,016.65
UNESCO	1,224.79	61.79	14.80	120.95	264.30	220.11	163.26
UNFPA	2,906.44	1,831.25	169.89	640.98	119.12	2,647.66	175.63
UNICEF	1,753.53	5,412.17	15.36	3,553.83	426.19	3,334.04	257.94
UNHCR	2,807.06	1,629.70	0.00	563.44	464.19	927.69	17.07
UNIDO	16,541.66	460.62	0.00	125.23	5.57	536.09	105.62
UNOPS	5,270.51	206.85	92.61	53.45	285.39	301.40	0.00
UNOG	365.70	0.00	0.00	0.00	0.00	0.00	0.00
UNON	246.60	418.36	7.91	32.01	38.67	0.00	0.43
UNOV	103.23	0.00	0.00	0.00	0.00	0.00	0.00
UN/PD	6,725.03	0.00	0.00	0.00	0.00	20,235.34	9.36
UNRWA	0.00	0.00	0.00	0.00	0.00	0.00	0.00
UNU	655.07	0.00	0.00	0.00	0.00	0.00	0.00
UNV	0.00	0.00	0.00	0.00	0.00	0.00	0.00
UNWOMEN	216.32	1,840.60	0.00	0.00	48.82	277.46	0.00
WFP	3,556.92	7,566.38	0.00	2,882.41	0.73	4,380.54	0.00
WHO	4,815.57	418.68	115.38	6,057.13	134.41	2,166.84	315.18
WIPO	2,668.54	81.94	14.94	32.68	34.42	77.10	16.73
WMO	58.20	0.00	0.00	0.00	0.00	0.00	0.00
WTO	0.00	0.00	0.00	0.00	19.66	0.00	0.00
<b>All</b>	<b>65,056.44</b>	<b>59,674.00</b>	<b>878.63</b>	<b>15,492.93</b>	<b>6,326.27</b>	<b>41,326.93</b>	<b>5,183.93</b>
<b>%</b>	<b>0.77%</b>	<b>0.71%</b>	<b>0.01%</b>	<b>0.18%</b>	<b>0.07%</b>	<b>0.49%</b>	<b>0.06%</b>

(USD Thousand)

Agency	Supplier Countries						
	Cuba	Cyprus	Czech Republic	Dem. People's Rep. of Korea	Dem. Republic of the Congo	Denmark	Djibouti
ESCWA	0.00	0.00	0.00	0.00	0.00	2.22	0.00
ECA	0.00	0.00	0.00	0.00	0.00	0.00	0.00
ECLAC	16.19	0.00	0.00	0.00	0.00	1.13	0.00
FAO	158.46	1.59	2.82	271.67	1,283.30	1,669.88	561.95
IAEA	185.17	0.00	638.94	0.00	45.63	48.93	0.00
IFAD	0.00	0.00	1.59	0.00	0.00	55.62	0.00
ILO	0.00	0.00	29.33	0.00	416.00	183.10	0.00
ITC	0.00	0.00	0.22	0.00	0.00	50.05	0.00
ITU	0.00	0.00	0.00	0.00	0.00	14.82	0.00
OPCW	0.00	43.32	0.00	0.00	0.00	9.57	0.00
PAHO	0.18	0.00	0.00	0.00	0.00	432.21	0.00
UNAIDS	0.00	0.00	0.00	0.00	274.69	49.07	148.22
UNDP	3,906.35	2,169.17	1,568.41	182.76	16,505.73	18,098.57	1,314.60
UNESCO	542.27	0.00	1,026.42	1.24	1,017.54	185.91	30.03
UNFPA	160.17	0.00	27.86	97.75	1,488.56	6,832.36	383.91
UNICEF	321.26	83.96	3.00	19.75	6,607.36	103,519.93	166.80
UNHCR	0.00	43.65	115.91	0.00	3,481.93	56,258.23	1,256.45
UNIDO	0.00	0.00	0.00	0.00	0.00	178.84	0.00
UNOPS	6.53	0.00	39.83	2.16	23,290.29	12,005.61	24.91
UNOG	0.00	0.00	0.00	0.00	0.00	26.23	0.00
UNON	20.98	1.09	0.00	0.00	0.00	174.42	998.40
UNOV	0.00	0.00	1.56	0.00	0.00	537.19	12.48
UN/PD	253.37	3,654.03	2.64	0.00	23,294.99	25,067.02	0.00
UNRWA	0.00	0.00	0.00	0.00	0.00	825.39	0.00
UNU	0.00	0.00	0.00	0.00	0.00	4.69	0.00
UNV	0.00	0.00	0.00	0.00	0.00	82.91	0.00
UNWOMEN	1.52	0.00	0.00	0.00	212.18	72.97	0.00
WFP	0.00	0.00	2.49	293.03	37,031.50	19,998.72	26,529.27
WHO	5.00	6.54	186.84	223.89	3,722.99	6,771.29	239.06
WIPO	50.94	0.00	69.96	0.00	21.05	19.35	29.53
WMO	0.00	0.00	0.00	0.00	0.00	7.02	0.00
WTO	0.00	0.00	0.00	0.00	0.00	0.00	0.00
<b>All</b>	<b>5,628.38</b>	<b>6,003.35</b>	<b>3,717.81</b>	<b>1,092.23</b>	<b>118,693.74</b>	<b>253,183.25</b>	<b>31,695.61</b>
<b>%</b>	<b>0.07%</b>	<b>0.07%</b>	<b>0.04%</b>	<b>0.01%</b>	<b>1.40%</b>	<b>3.00%</b>	<b>0.38%</b>

Agency	Supplier Countries						
	Dominica	Dominican Republic	Ecuador	Egypt	El Salvador	Equatorial Guinea	Eritrea
ESCWA	0.00	0.00	0.00	0.00	0.00	0.00	0.00
ECA	0.00	0.00	0.00	0.00	0.00	0.00	0.00
ECLAC	0.00	23.83	1.40	0.00	7.52	0.00	0.00
FAO	5.84	115.94	248.66	520.30	537.94	61.02	10.28
IAEA	0.00	13.48	8.43	281.61	19.21	0.00	7.11
IFAD	0.00	0.00	8.90	186.90	0.00	0.00	0.00
ILO	0.00	0.00	356.42	34.68	548.41	0.00	0.00
ITC	0.00	0.00	0.00	44.95	0.00	0.00	0.00
ITU	0.00	0.00	0.00	94.39	3.77	0.00	0.00
OPCW	0.00	0.00	0.00	0.00	0.00	0.00	0.00
PAHO	0.00	1.79	2.20	0.00	0.00	0.00	0.00
UNAIDS	0.00	69.73	78.68	251.66	50.25	0.00	90.45
UNDP	12.06	2,612.50	6,235.62	38,780.65	24,347.63	925.90	2,839.31
UNESCO	2.90	77.72	262.90	541.12	23.49	53.93	5.01
UNFPA	10.01	203.01	420.82	1,281.90	629.32	114.14	81.20
UNICEF	0.00	833.09	772.46	818.52	146.57	86.63	47.71
UNHCR	0.00	149.49	870.10	3,746.73	40.48	0.00	190.47
UNIDO	0.00	0.00	199.91	720.33	90.34	0.00	0.00
UNOPS	53.05	364.28	82.02	5,097.22	510.68	0.00	6.14
UNOG	0.00	0.00	0.00	0.00	0.00	0.00	0.00
UNON	0.00	1.57	254.20	30.00	92.30	0.00	0.00
UNOV	0.00	0.00	0.00	0.00	0.00	0.00	0.00
UN/PD	0.00	2,239.23	0.00	952.37	0.00	0.00	0.00
UNRWA	0.00	0.00	0.00	0.00	0.00	0.00	0.00
UNU	0.00	0.00	0.00	0.00	0.00	0.00	0.00
UNV	0.00	0.00	0.00	0.00	0.00	0.00	0.00
UNWOMEN	0.00	489.06	588.90	911.80	72.73	0.00	0.00
WFP	0.00	0.00	577.03	1,976.86	1,628.80	0.00	51.20
WHO	0.00	85.37	26.80	4,901.23	9.13	1,428.70	171.32
WIPO	0.00	30.34	36.64	73.32	27.37	14.02	0.00
WMO	0.00	0.00	0.00	0.78	0.00	0.00	0.00
WTO	0.00	0.00	0.00	4.04	0.00	0.00	0.00
<b>All</b>	<b>83.86</b>	<b>7,310.44</b>	<b>11,032.11</b>	<b>61,251.36</b>	<b>28,785.93</b>	<b>2,684.34</b>	<b>3,500.19</b>
<b>%</b>	<b>0.00%</b>	<b>0.09%</b>	<b>0.13%</b>	<b>0.72%</b>	<b>0.34%</b>	<b>0.03%</b>	<b>0.04%</b>



(USD Thousand)

Agency	Supplier Countries						
	Estonia	Ethiopia	Fiji	Finland	France	Gabon	Gambia
ESCWA	0.00	0.00	0.00	0.00	0.00	0.00	0.00
ECA	0.00	1,823.33	0.00	0.00	0.00	0.00	0.00
ECLAC	0.00	0.00	0.00	0.00	0.00	0.00	0.00
FAO	0.00	1,365.09	19.05	21.61	7,169.06	429.18	138.31
IAEA	17.88	162.38	2.55	0.00	1,497.73	3.64	0.00
IFAD	0.00	24.65	0.00	0.00	603.52	0.00	0.00
ILO	0.14	79.53	80.43	53.99	1,704.40	0.00	0.00
ITC	0.00	10.82	56.75	0.00	194.97	0.00	28.45
ITU	0.00	0.00	6.38	8.64	885.33	0.00	3.99
OPCW	0.00	0.00	0.00	325.23	291.33	0.00	0.00
PAHO	0.00	0.00	0.00	0.00	1,983.51	0.00	0.00
UNAIDS	0.00	308.19	66.43	12.86	492.78	137.74	88.33
UNDP	441.52	11,253.03	544.52	590.09	22,514.16	747.02	2,211.56
UNESCO	21.71	602.30	136.06	37.40	14,890.09	117.36	125.27
UNFPA	0.00	1,461.28	1,197.39	413.42	818.14	374.01	406.93
UNICEF	0.00	11,771.25	396.44	191.24	2,623.95	60.18	61.03
UNHCR	2.20	6,661.65	0.00	93.02	5,028.92	72.56	126.74
UNIDO	0.00	237.60	0.00	6.89	511.80	0.15	30.40
UNOPS	0.00	10,256.70	119.63	1.95	4,316.57	102.55	41.63
UNOG	0.00	100.00	0.00	0.00	2,322.18	0.00	0.00
UNON	0.00	4.72	14.84	0.00	4,177.11	0.00	0.00
UNOV	0.00	0.00	0.00	0.00	77.68	0.00	0.00
UN/PD	2,646.85	51,982.73	0.00	171.93	2,366.67	35.62	0.00
UNRWA	0.00	0.00	0.00	29.80	11.19	0.00	0.00
UNU	0.00	0.00	0.00	1,208.11	41.23	0.00	0.00
UNV	0.00	0.00	0.00	11.66	40.85	0.00	0.00
UNWOMEN	2.20	538.16	1,031.97	30.58	418.79	0.00	20.37
WFP	1.06	73,617.93	1.12	595.62	24,034.24	0.00	902.90
WHO	258.25	3,514.08	1,038.21	850.44	28,240.39	273.87	150.85
WIPO	0.00	74.67	52.39	0.53	4,437.85	20.32	29.18
WMO	0.00	0.00	0.00	0.00	101.83	0.00	0.00
WTO	0.00	0.00	0.00	0.00	10.60	0.00	0.00
<b>All</b>	<b>3,391.81</b>	<b>175,850.08</b>	<b>4,764.16</b>	<b>4,654.98</b>	<b>131,806.84</b>	<b>2,374.20</b>	<b>4,365.95</b>
<b>%</b>	<b>0.04%</b>	<b>2.08%</b>	<b>0.06%</b>	<b>0.06%</b>	<b>1.56%</b>	<b>0.03%</b>	<b>0.05%</b>

Agency	Supplier Countries						
	Georgia	Germany	Ghana	Greece	Grenada	Guatemala	Guinea
ESCWA	0.00	6.82	0.00	0.00	0.00	0.00	0.00
ECA	0.00	0.00	0.00	0.00	0.00	0.00	0.00
ECLAC	0.00	7.37	0.00	0.00	0.00	2.63	0.00
FAO	41.84	386.07	2,132.20	1,508.60	59.96	232.76	109.48
IAEA	140.30	5,958.26	550.57	46.89	0.00	56.21	0.00
IFAD	171.80	135.34	113.63	0.00	0.00	155.69	88.60
ILO	0.00	576.63	729.53	87.12	0.00	0.65	17.34
ITC	0.00	336.94	6.07	0.00	0.00	0.00	4.71
ITU	0.00	136.26	1.45	0.00	0.00	0.00	0.00
OPCW	0.00	174.21	0.00	0.00	0.00	0.00	0.00
PAHO	0.00	810.42	0.00	0.00	0.00	71.33	0.00
UNAIDS	21.37	94.97	106.07	0.00	0.00	105.20	9.17
UNDP	3,587.97	6,572.98	3,297.39	537.57	0.01	14,573.98	7,260.34
UNESCO	7.50	969.31	647.33	44.65	0.65	169.12	187.11
UNFPA	190.04	3,328.43	1,386.17	2.00	17.88	670.89	329.95
UNICEF	282.96	585.15	1,197.28	32.51	0.00	371.02	7,959.76
UNHCR	647.50	636.77	1,838.87	605.73	0.00	13.82	593.53
UNIDO	0.00	409.48	307.58	0.00	0.00	407.04	195.05
UNOPS	152.91	534.88	909.39	96.70	1.78	28,153.41	639.49
UNOG	0.00	464.72	0.00	9.48	0.00	0.00	0.00
UNON	0.30	798.67	0.00	317.74	0.00	40.10	0.00
UNOV	0.00	939.59	0.00	0.00	0.00	0.00	0.00
UN/PD	0.00	19,541.54	277.52	-5.82	0.00	0.00	0.00
UNRWA	0.00	1.32	0.00	0.00	0.00	0.00	0.00
UNU	0.00	848.29	59.21	0.00	0.00	0.00	0.00
UNV	0.00	12,263.29	0.00	0.00	0.00	0.00	0.00
UNWOMEN	645.96	254.86	126.49	0.00	0.00	553.78	73.31
WFP	224.17	10,977.25	4,600.91	988.01	0.00	1,250.27	1,718.36
WHO	499.61	12,409.77	1,278.35	166.43	0.00	57.14	648.57
WIPO	22.63	5,874.60	69.65	2.30	3.33	43.08	14.06
WMO	0.00	28.36	0.00	0.00	0.00	0.00	0.00
WTO	0.00	139.50	0.00	0.00	0.00	0.00	0.00
<b>All</b>	<b>6,636.88</b>	<b>86,202.06</b>	<b>19,635.66</b>	<b>4,439.90</b>	<b>83.62</b>	<b>46,928.13</b>	<b>19,848.83</b>
<b>%</b>	<b>0.08%</b>	<b>1.02%</b>	<b>0.23%</b>	<b>0.05%</b>	<b>0.00%</b>	<b>0.56%</b>	<b>0.23%</b>

(USD Thousand)

Agency	Supplier Countries						
	Guinea-Bissau	Guyana	Haiti	Honduras	Hungary	Iceland	India
ESCWA	0.00	0.00	0.00	0.00	0.00	0.00	0.00
ECA	0.00	0.00	0.00	0.00	0.00	0.00	0.00
ECLAC	0.00	3.05	0.00	3.92	0.00	0.00	0.00
FAO	226.84	109.68	1,203.73	407.08	301.16	0.00	683.30
IAEA	0.00	0.00	5.59	9.21	270.63	0.00	8,111.17
IFAD	0.00	0.00	158.20	0.00	0.00	0.00	235.35
ILO	0.00	321.98	1,803.25	5.87	561.41	22.46	3,988.62
ITC	0.00	0.00	0.00	0.00	0.00	0.00	200.96
ITU	0.00	0.00	0.00	10.67	0.00	0.00	55.83
OPCW	0.00	0.00	0.00	0.00	0.00	0.00	0.00
PAHO	0.00	0.00	0.00	0.00	0.00	0.00	8,245.52
UNAIDS	0.00	142.02	73.87	143.79	0.72	0.00	1,006.95
UNDP	1,486.88	530.46	9,957.93	8,140.59	716.45	10.33	19,260.33
UNESCO	52.28	0.00	428.39	20.40	0.34	0.00	565.19
UNFPA	98.13	112.23	1,197.01	650.49	27.34	6.75	2,187.77
UNICEF	1,156.19	172.72	10,956.70	84.75	3.00	0.00	32,249.41
UNHCR	37.21	0.00	10.51	11.77	1,343.89	0.00	4,110.90
UNIDO	128.00	0.00	0.83	8.00	0.00	0.00	3,378.26
UNOPS	18.54	59.41	12,538.24	121.52	95.38	0.00	1,422.44
UNOG	0.00	0.00	0.00	0.00	0.00	0.00	80.00
UNON	0.00	21.71	157.23	7.00	0.40	0.00	174.29
UNOV	0.00	0.00	0.00	0.00	21.97	0.00	1.80
UN/PD	663.86	0.00	13,467.49	0.00	118.44	0.00	9,966.23
UNRWA	0.00	0.00	0.00	0.00	0.00	0.00	689.93
UNU	0.00	0.00	0.00	0.00	0.00	0.00	35.96
UNV	0.00	0.00	0.00	0.00	0.00	0.00	26.75
UNWOMEN	4.16	2.56	554.87	161.57	0.00	79.59	3,248.54
WFP	803.45	0.00	7,401.09	3,108.77	0.00	0.00	3,081.10
WHO	246.45	366.50	0.00	16.47	256.08	110.33	21,943.09
WIPO	12.62	2.58	15.01	35.92	265.73	4.27	2,888.27
WMO	0.00	0.00	0.00	0.00	0.00	0.00	0.00
WTO	0.00	0.00	0.00	0.00	0.00	0.00	0.00
<b>All</b>	<b>4,934.62</b>	<b>1,844.91</b>	<b>59,929.93</b>	<b>12,947.80</b>	<b>3,982.94</b>	<b>233.73</b>	<b>127,837.96</b>
<b>%</b>	<b>0.06%</b>	<b>0.02%</b>	<b>0.71%</b>	<b>0.15%</b>	<b>0.05%</b>	<b>0.00%</b>	<b>1.51%</b>

Agency	Supplier Countries						
	Indonesia	Iran (Islamic Republic of)	Iraq	Ireland	Israel	Italy	Jamaica
ESCWA	0.00	0.00	0.00	0.00	0.00	0.00	0.00
ECA	0.00	0.00	0.00	0.00	0.00	67.22	0.00
ECLAC	0.00	0.00	0.00	13.13	0.00	0.00	29.51
FAO	1,118.15	33.03	8.73	431.01	251.44	27,603.74	232.28
IAEA	130.86	86.56	0.00	0.00	35.76	4,105.72	22.62
IFAD	31.57	0.00	0.00	4.89	0.00	24,816.70	0.00
ILO	1,286.71	0.10	0.00	550.14	112.81	11,690.80	256.93
ITC	29.00	0.00	0.00	34.48	0.00	44.62	6.96
ITU	18.08	0.00	0.00	78.44	0.00	48.07	0.00
OPCW	0.00	0.00	0.00	3.43	0.00	7.52	0.00
PAHO	0.00	0.00	0.00	3.05	24.44	147.51	0.00
UNAIDS	98.17	30.46	0.00	60.76	17.86	818.36	142.05
UNDP	16,020.73	4,565.19	4,403.20	937.03	2,915.13	5,612.01	1,166.72
UNESCO	1,293.52	97.86	798.79	9.55	32.15	6,642.21	487.38
UNFPA	477.24	200.42	176.68	85.69	104.98	867.08	524.28
UNICEF	3,013.46	219.41	3,331.45	13.67	239.54	1,413.36	84.57
UNHCR	624.15	19,304.99	6,483.43	1,698.52	349.56	9,894.18	0.00
UNIDO	430.71	108.19	280.10	0.00	4.57	1,616.82	0.00
UNOPS	1,166.60	58.26	96.10	23.39	867.63	1,287.44	35.68
UNOG	0.00	0.00	0.00	771.24	75.00	2,134.46	0.00
UNON	0.00	0.00	834.21	120.61	5,188.24	331.00	247.86
UNOV	0.00	0.00	0.00	0.66	0.00	3,150.74	0.00
UN/PD	48.58	13.00	10,972.91	234.57	5,115.23	36,369.87	0.00
UNRWA	0.00	0.00	0.00	0.00	219.14	11,906.40	0.00
UNU	0.00	0.00	0.00	6.62	0.00	0.00	0.00
UNV	0.00	0.00	0.00	0.00	11.66	19.57	0.00
UNWOMEN	747.67	23.25	252.03	110.88	202.67	368.10	77.69
WFP	836.00	254.06	2,425.85	2,175.41	3,179.10	34,029.03	0.00
WHO	2,457.14	503.29	696.35	1,641.97	893.89	6,235.03	1.00
WIPO	102.43	8.22	6.48	140.28	84.74	426.60	49.21
WMO	0.00	0.00	0.00	46.63	0.00	6.64	0.00
WTO	0.00	0.00	0.00	3.97	0.00	0.00	0.00
<b>All</b>	<b>29,930.75</b>	<b>25,506.28</b>	<b>30,766.28</b>	<b>9,200.01</b>	<b>19,925.55</b>	<b>191,660.82</b>	<b>3,364.74</b>
<b>%</b>	<b>0.35%</b>	<b>0.30%</b>	<b>0.36%</b>	<b>0.11%</b>	<b>0.24%</b>	<b>2.27%</b>	<b>0.04%</b>

(USD Thousand)

Agency	Supplier Countries						
	Japan	Jordan	Kazakhstan	Kenya	Kiribati	Kuwait	Kyrgyzstan
ESCWA	0.00	9.70	0.00	0.00	0.00	0.00	0.00
ECA	0.00	0.00	0.00	0.00	0.00	0.00	0.00
ECLAC	0.00	0.00	0.00	0.00	0.00	0.00	0.00
FAO	66.17	1,198.69	0.00	3,296.25	0.32	45.37	323.19
IAEA	1,156.83	134.40	44.89	245.13	0.00	17.61	9.97
IFAD	1.04	68.50	0.00	307.47	0.00	0.00	0.00
ILO	209.96	1,399.38	0.00	1,299.47	0.00	48.97	103.00
ITC	0.00	0.00	0.00	124.62	0.00	0.32	0.00
ITU	66.49	0.00	0.00	7.29	0.38	0.00	11.77
OPCW	0.00	9.27	0.00	0.00	0.00	17.76	0.00
PAHO	0.00	0.00	0.00	0.00	0.00	0.00	0.00
UNAIDS	0.00	59.05	26.10	557.39	0.00	0.00	212.98
UNDP	1,192.65	8,467.89	10,045.74	24,019.08	23.08	4,070.58	3,630.78
UNESCO	783.81	1,925.96	283.89	1,509.55	8.95	214.34	164.32
UNFPA	331.71	1,306.43	204.08	2,132.65	30.03	300.12	460.10
UNICEF	0.00	5,565.44	320.19	5,148.65	427.98	0.00	3,169.20
UNHCR	914.39	28,368.12	564.45	22,644.99	0.00	6,255.00	197.52
UNIDO	624.42	1,494.17	0.00	116.58	0.00	0.00	0.00
UNOPS	604.10	2,716.15	37.08	22,516.81	0.00	2,933.80	6.61
UNOG	0.00	0.00	4.41	0.00	0.00	0.00	47.30
UNON	1,497.55	441.84	0.00	21,047.44	0.00	30.51	0.00
UNOV	0.00	12.53	0.00	0.00	0.00	0.00	0.00
UN/PD	2,255.61	10,575.98	0.00	52,032.91	0.00	25,403.49	0.00
UNRWA	0.00	16,994.85	0.00	0.00	0.00	0.00	0.00
UNU	3,927.29	0.00	0.00	61.97	0.00	0.00	0.00
UNV	2.42	0.00	0.00	0.00	0.00	0.00	0.00
UNWOMEN	71.51	847.74	367.86	3,547.02	46.98	118.15	353.01
WFP	8,043.48	9,321.05	18.16	138,725.90	0.00	258.82	1,356.70
WHO	972.33	10,145.04	327.44	7,868.14	0.00	16.20	1,017.40
WIPO	7,550.73	43.91	27.96	70.34	2.88	10.64	31.84
WMO	0.00	0.00	0.00	17.40	0.00	0.00	0.00
WTO	0.00	0.00	0.00	0.00	0.00	0.00	0.00
<b>All</b>	<b>30,272.47</b>	<b>101,106.09</b>	<b>12,272.24</b>	<b>307,297.04</b>	<b>540.60</b>	<b>39,741.67</b>	<b>11,095.68</b>
<b>%</b>	<b>0.36%</b>	<b>1.20%</b>	<b>0.15%</b>	<b>3.64%</b>	<b>0.01%</b>	<b>0.47%</b>	<b>0.13%</b>

Agency	Supplier Countries						
	Lao People's Dem. Republic	Latvia	Lebanon	Lesotho	Liberia	Libya	Liechtenstein
ESCWA	0.00	0.00	1,086.27	0.00	0.00	0.00	0.00
ECA	0.00	0.00	0.00	0.00	0.00	0.00	0.00
ECLAC	0.00	0.00	0.00	0.00	0.00	0.00	0.00
FAO	60.77	0.00	215.71	689.14	282.29	0.00	0.00
IAEA	0.00	14.57	30.26	3.98	0.00	13.01	0.00
IFAD	0.00	0.00	0.00	0.00	0.00	0.00	0.00
ILO	342.49	0.00	1,840.01	0.00	1.50	0.00	0.00
ITC	10.00	0.00	0.00	0.00	2.90	0.00	0.00
ITU	1.94	32.97	86.94	0.00	0.00	0.00	0.00
OPCW	0.00	0.00	7.33	0.00	0.00	662.89	0.00
PAHO	0.00	0.00	0.00	0.00	0.00	0.00	0.00
UNAIDS	18.35	2.30	45.10	21.50	139.10	2.27	0.00
UNDP	6,833.49	1,078.26	16,860.06	1,605.48	5,480.73	2,394.07	0.00
UNESCO	177.83	0.00	480.01	76.19	284.01	98.43	0.00
UNFPA	392.58	0.00	563.87	398.60	626.95	218.18	0.00
UNICEF	109.53	78.00	1,557.08	103.03	2,618.19	105.00	0.00
UNHCR	0.00	0.26	24,919.68	0.00	1,447.01	959.71	0.00
UNIDO	12.32	0.00	160.79	112.00	278.05	95.84	37.14
UNOPS	0.23	0.00	1,430.89	97.79	1,209.33	418.31	0.00
UNOG	0.00	7.97	0.00	0.00	0.00	0.00	0.00
UNON	0.00	0.00	9.88	0.00	0.00	0.00	0.00
UNOV	0.00	0.00	0.00	0.00	0.00	0.00	0.00
UN/PD	0.00	0.00	9,106.59	0.00	5,773.03	3,544.22	0.00
UNRWA	0.00	0.00	55,196.91	0.00	0.00	0.00	0.00
UNU	0.00	0.00	0.00	0.00	0.00	0.00	0.00
UNV	0.00	0.00	0.00	0.00	0.00	0.00	0.00
UNWOMEN	65.98	0.00	56.79	3.50	516.14	0.00	0.00
WFP	2,120.22	0.00	10,477.05	2,244.57	4,507.64	68.50	0.00
WHO	1,253.27	134.32	3,537.96	482.85	424.87	625.35	0.00
WIPO	90.80	8.69	30.19	16.63	30.14	10.26	0.00
WMO	0.00	0.00	0.00	0.00	0.00	0.00	0.00
WTO	0.00	0.00	0.00	0.00	0.00	0.00	0.00
<b>All</b>	<b>11,489.80</b>	<b>1,357.33</b>	<b>127,699.36</b>	<b>5,855.26</b>	<b>23,621.86</b>	<b>9,216.05</b>	<b>37.14</b>
<b>%</b>	<b>0.14%</b>	<b>0.02%</b>	<b>1.51%</b>	<b>0.07%</b>	<b>0.28%</b>	<b>0.11%</b>	<b>0.00%</b>

(USD Thousand)

Agency	Supplier Countries						
	Lithuania	Luxembourg	Madagascar	Malawi	Malaysia	Maldives	Mali
ESCWA	0.00	0.00	0.00	0.00	0.00	0.00	0.00
ECA	0.00	1.56	0.00	0.00	0.00	0.00	0.00
ECLAC	0.00	0.00	0.00	0.00	0.00	0.00	0.00
FAO	0.00	26.44	492.35	426.83	19.42	0.00	1,438.58
IAEA	79.25	76.77	60.25	16.59	522.85	0.00	40.03
IFAD	0.00	92.23	6.94	10.62	0.00	0.00	29.50
ILO	0.00	8.99	1,229.31	32.48	107.21	0.00	99.87
ITC	0.00	54.25	0.00	11.34	0.00	0.00	0.00
ITU	0.00	179.20	0.00	0.00	2,146.81	0.00	0.00
OPCW	0.00	0.51	0.00	0.00	39.17	0.00	0.00
PAHO	0.00	299.09	0.00	0.00	0.51	0.00	0.00
UNAIDS	0.00	33.88	100.38	175.90	2,249.99	0.00	34.95
UNDP	795.82	105.59	2,854.49	3,183.68	2,538.52	994.82	5,755.91
UNESCO	0.00	269.09	61.92	39.14	122.31	11.32	491.42
UNFPA	27.87	30.74	996.11	1,177.65	279.55	130.60	670.29
UNICEF	0.00	699.30	3,808.19	5,612.10	3,417.94	117.41	5,368.88
UNHCR	32.89	433.09	0.00	519.63	1,743.24	0.00	672.16
UNIDO	0.00	27.18	0.00	0.00	235.25	230.00	0.00
UNOPS	0.00	135.53	112.15	240.79	103.99	1,064.40	285.01
UNOG	0.00	148.65	0.00	0.00	27.54	0.00	0.00
UNON	0.00	0.00	18.43	0.00	0.00	0.00	0.00
UNOV	6.13	122.17	0.00	0.00	0.00	0.00	0.00
UN/PD	59.53	0.00	0.00	0.00	0.00	0.00	34,596.38
UNRWA	0.00	0.00	0.00	0.00	0.00	0.00	0.00
UNU	0.00	0.00	0.00	0.00	592.38	0.00	0.00
UNV	0.00	0.00	0.00	0.00	0.00	0.00	14.31
UNWOMEN	24.15	0.00	0.00	504.00	27.64	14.57	592.20
WFP	0.00	18.81	2,843.23	10,870.67	6,480.22	0.00	31,347.48
WHO	166.03	166.40	1,445.30	854.85	1,681.47	169.06	2,033.68
WIPO	3.45	464.84	43.65	65.84	149.96	10.50	21.08
WMO	0.00	0.00	0.00	0.00	0.00	0.00	0.00
WTO	0.00	0.00	0.00	0.00	0.00	0.00	0.00
<b>All</b>	<b>1,195.12</b>	<b>3,394.31</b>	<b>14,072.72</b>	<b>23,742.11</b>	<b>22,485.96</b>	<b>2,742.69</b>	<b>83,491.72</b>
<b>%</b>	<b>0.01%</b>	<b>0.04%</b>	<b>0.17%</b>	<b>0.28%</b>	<b>0.27%</b>	<b>0.03%</b>	<b>0.99%</b>

Agency	Supplier Countries						
	Malta	Marshall Islands	Mauritania	Mauritius	Mexico	Micronesia (Fed. States of)	Monaco
ESCWA	0.00	0.00	0.00	0.00	0.00	0.00	0.00
ECA	0.00	0.00	0.00	0.00	0.00	0.00	0.00
ECLAC	0.00	0.00	0.00	0.00	0.00	820.34	0.00
FAO	62.05	8.42	419.66	361.93	893.85	1.52	0.00
IAEA	0.00	0.00	6.90	93.66	210.90	0.00	427.99
IFAD	0.00	0.00	0.00	0.00	0.00	0.00	0.00
ILO	7.39	0.00	0.00	34.21	23.79	0.00	0.00
ITC	6.53	0.00	0.00	9.30	0.00	0.00	0.00
ITU	0.00	0.00	0.00	0.00	8.51	0.00	0.00
OPCW	0.00	0.00	0.00	0.00	0.00	0.00	0.00
PAHO	0.00	0.00	0.00	0.00	27.19	0.00	0.00
UNAIDS	0.00	0.00	23.15	0.00	3.85	0.00	0.00
UNDP	297.74	174.11	2,209.15	2,220.33	25,177.89	1.00	58.00
UNESCO	239.00	0.00	266.86	86.76	236.10	39.00	0.00
UNFPA	6.48	12.47	2,061.15	101.76	1,007.28	8.28	0.00
UNICEF	0.00	0.00	1,913.78	114.75	1,247.74	0.00	0.00
UNHCR	67.76	0.00	2,140.06	0.00	485.76	0.00	0.00
UNIDO	0.00	0.00	0.00	7.50	144.70	0.00	0.00
UNOPS	60.86	11.99	20.53	686.86	174.17	310.96	0.00
UNOG	0.00	0.00	0.00	0.00	0.00	0.00	0.00
UNON	107.90	0.00	0.00	4.71	81.61	1.95	0.00
UNOV	104.48	0.00	0.00	0.00	0.00	0.00	0.00
UN/PD	5,942.05	0.00	0.00	65.87	6.14	0.00	0.00
UNRWA	0.00	0.00	0.00	0.00	0.00	0.00	0.00
UNU	0.00	0.00	0.00	0.00	0.00	0.00	0.00
UNV	0.00	0.00	0.00	0.00	6.90	0.00	0.00
UNWOMEN	0.00	0.00	52.89	31.46	1,285.07	10.00	0.00
WFP	5,539.90	0.00	7,723.42	15,638.16	1,202.53	0.00	0.00
WHO	132.45	0.00	262.84	151.98	1,505.06	0.00	0.00
WIPO	0.47	0.00	25.44	42.05	69.36	0.00	0.00
WMO	0.00	0.00	0.00	0.00	0.00	0.00	0.00
WTO	0.00	0.00	0.00	0.00	0.00	0.00	0.00
<b>All</b>	<b>12,575.07</b>	<b>206.99</b>	<b>17,125.84</b>	<b>19,651.29</b>	<b>34,618.73</b>	<b>372.71</b>	<b>485.99</b>
<b>%</b>	<b>0.15%</b>	<b>0.00%</b>	<b>0.20%</b>	<b>0.23%</b>	<b>0.41%</b>	<b>0.00%</b>	<b>0.01%</b>

(USD Thousand)

Agency	Supplier Countries						
	Mongolia	Montenegro	Morocco	Mozambique	Myanmar	Namibia	Nauru
ESCWA	0.00	0.00	12.38	0.00	0.00	0.00	0.00
ECA	0.00	0.00	26.80	0.00	0.00	0.00	0.00
ECLAC	0.00	0.00	0.00	0.00	0.00	0.00	0.00
FAO	82.44	0.00	383.17	572.33	51.70	124.36	2.14
IAEA	229.62	16.51	917.88	13.75	23.06	40.18	0.00
IFAD	0.00	0.00	6.62	0.00	43.86	0.00	0.00
ILO	112.57	57.14	25.31	57.50	0.00	91.50	0.00
ITC	0.00	0.00	5.57	32.99	0.00	0.00	0.00
ITU	0.00	0.00	4.70	0.00	0.00	0.00	0.00
OPCW	0.00	0.00	0.00	0.00	0.00	0.00	0.00
PAHO	0.00	0.00	0.00	0.00	0.00	0.00	0.00
UNAIDS	115.18	0.00	191.26	295.65	202.77	95.80	0.00
UNDP	9,358.14	3,969.59	6,350.89	7,221.57	2,591.20	474.67	0.00
UNESCO	322.41	5.00	647.98	497.82	113.92	533.16	0.00
UNFPA	440.64	0.00	167.34	538.84	1,212.43	250.97	16.03
UNICEF	1,175.31	134.96	884.08	1,207.76	897.15	251.76	0.00
UNHCR	0.00	166.65	241.56	306.46	5,771.18	170.21	0.00
UNIDO	1.45	67.93	574.67	121.77	0.00	0.00	0.00
UNOPS	113.72	0.00	792.43	40.95	1,917.97	250.22	0.00
UNOG	5.00	0.00	0.00	10.00	0.00	0.00	0.00
UNON	138.31	0.00	9.95	13.33	124.94	173.88	0.00
UNOV	0.00	0.00	0.00	0.00	0.00	0.00	0.00
UN/PD	0.00	0.00	954.55	0.00	0.00	0.00	0.00
UNRWA	0.00	0.00	0.00	0.00	0.00	0.00	0.00
UNU	0.00	0.00	0.00	37.24	0.00	0.00	0.00
UNV	0.00	0.00	0.00	0.00	0.00	0.00	0.00
UNWOMEN	6.34	6.66	706.96	429.98	1.70	0.00	0.00
WFP	0.00	48.40	140.00	5,239.30	6,535.83	165.11	0.00
WHO	567.00	210.63	300.03	1,854.18	2,063.04	166.02	0.00
WIPO	57.83	6.61	159.09	45.02	77.13	31.92	0.00
WMO	0.00	0.00	0.00	0.00	0.00	0.00	0.00
WTO	0.00	0.00	0.00	0.00	0.00	0.00	0.00
<b>All</b>	<b>12,725.95</b>	<b>4,690.08</b>	<b>13,503.20</b>	<b>18,536.46</b>	<b>21,627.87</b>	<b>2,819.75</b>	<b>18.17</b>
<b>%</b>	<b>0.15%</b>	<b>0.06%</b>	<b>0.16%</b>	<b>0.22%</b>	<b>0.26%</b>	<b>0.03%</b>	<b>0.00%</b>

Agency	Supplier Countries						
	Nepal	Netherlands	New Zealand	Nicaragua	Niger	Nigeria	Norway
ESCWA	0.00	0.00	0.00	0.00	0.00	0.00	0.00
ECA	0.00	4.41	0.00	0.00	0.00	0.00	0.00
ECLAC	0.00	0.00	0.00	11.39	0.00	0.00	0.00
FAO	111.88	860.71	60.04	867.72	1,213.87	115.08	583.50
IAEA	6.99	872.85	24.63	164.18	17.43	61.82	0.00
IFAD	48.03	162.49	3.18	0.00	0.00	34.31	0.00
ILO	117.06	791.44	130.60	0.00	28.00	0.00	591.40
ITC	31.19	52.26	0.00	0.00	0.00	0.00	0.00
ITU	0.00	139.92	16.67	0.00	0.00	4.35	0.00
OPCW	0.00	11,504.56	0.00	0.00	0.00	0.00	0.26
PAHO	0.00	1,776.76	0.00	0.00	0.00	0.00	235.22
UNAIDS	62.86	130.75	55.92	10.39	113.86	435.36	3.50
UNDP	8,658.09	3,757.52	1,013.37	15,509.39	5,672.45	19,137.88	2,728.82
UNESCO	432.50	202.79	60.47	11.90	246.65	69.88	22.63
UNFPA	739.12	4,217.88	264.17	1,245.66	1,643.40	2,633.87	132.97
UNICEF	2,871.96	2,247.89	93.64	85.29	4,752.67	10,717.28	129.25
UNHCR	529.88	1,158.10	8.70	10.71	3,309.00	587.00	5.89
UNIDO	129.00	1,116.43	0.00	24.20	0.00	283.01	527.35
UNOPS	487.80	1,061.16	43.52	189.16	53.23	561.47	220.52
UNOG	0.00	189.73	25.82	0.00	0.00	0.00	1,229.71
UNON	10.24	338.32	30.16	9.44	0.00	0.00	28.16
UNOV	0.00	11.53	0.00	0.00	0.00	0.00	0.00
UN/PD	9,559.09	3,507.16	395.29	0.00	0.00	812.86	1,384.54
UNRWA	0.00	0.00	0.00	0.00	0.00	0.00	425.21
UNU	0.00	243.41	0.00	0.00	0.00	0.00	0.00
UNV	0.00	2.92	0.00	0.00	0.00	0.00	0.00
UNWOMEN	880.86	369.51	154.73	209.05	40.33	799.87	100.43
WFP	3,875.03	5,940.48	458.80	1,585.07	22,708.22	51.09	6,826.86
WHO	2,112.89	27,809.79	1,322.84	84.00	788.90	8,836.97	5,002.39
WIPO	66.63	91.60	15.78	40.19	20.60	46.08	14.95
WMO	0.00	47.33	0.00	0.00	0.00	10.62	86.21
WTO	0.00	0.00	0.00	0.00	0.00	0.00	0.00
<b>All</b>	<b>30,731.11</b>	<b>68,609.69</b>	<b>4,178.32</b>	<b>20,057.72</b>	<b>40,608.63</b>	<b>45,198.79</b>	<b>20,279.77</b>
<b>%</b>	<b>0.36%</b>	<b>0.81%</b>	<b>0.05%</b>	<b>0.24%</b>	<b>0.48%</b>	<b>0.53%</b>	<b>0.24%</b>

(USD Thousand)

Agency	Supplier Countries						
	Oman	Pakistan	Palau	Panama	Papua New Guinea	Paraguay	Peru
ESCWA	0.00	0.00	0.00	0.00	0.00	0.00	0.00
ECA	0.00	0.00	0.00	0.00	0.00	0.00	0.00
ECLAC	0.00	0.00	0.00	7.40	0.00	0.00	18.31
FAO	81.95	794.72	0.00	268.49	6.76	236.27	222.11
IAEA	0.00	2,870.58	0.00	31.99	0.00	2.30	103.59
IFAD	0.00	84.46	0.00	0.00	0.00	0.00	4.37
ILO	71.75	472.50	0.00	219.56	0.00	5.00	2,193.58
ITC	0.00	0.00	0.00	0.00	0.00	0.00	24.22
ITU	0.00	0.00	0.00	0.00	0.00	0.00	7.86
OPCW	0.00	0.00	0.00	0.00	0.00	0.00	0.00
PAHO	0.00	0.00	0.00	90.39	0.00	0.00	1.99
UNAIDS	7.93	86.78	0.00	191.55	110.78	27.63	196.52
UNDP	0.00	32,261.78	22.87	23,834.68	2,267.11	15,854.05	16,783.87
UNESCO	40.99	1,211.08	0.00	53.97	56.68	4.30	448.09
UNFPA	193.29	1,318.77	0.00	1,152.62	700.33	234.09	535.09
UNICEF	215.55	20,799.26	0.00	683.21	8.48	48.75	582.04
UNHCR	10.13	12,238.64	0.00	228.73	69.84	0.00	15.00
UNIDO	0.00	207.36	0.00	0.00	0.00	0.00	127.85
UNOPS	0.00	2,794.37	7.57	730.03	25.08	35.08	14,554.70
UNOG	0.00	0.00	0.00	0.00	0.00	0.00	0.00
UNON	43.31	1,738.23	0.00	592.11	0.00	0.00	27.80
UNOV	0.00	0.00	0.00	0.00	0.00	0.00	0.00
UN/PD	0.00	2,548.97	0.00	23,604.73	0.00	0.00	0.00
UNRWA	0.00	0.00	0.00	0.00	0.00	0.00	0.00
UNU	0.00	5.10	0.00	0.00	0.00	0.00	0.00
UNV	0.00	0.00	0.00	0.00	0.00	0.00	0.00
UNWOMEN	0.00	2,923.34	0.00	495.00	929.75	171.43	352.16
WFP	3,326.61	32,230.57	0.00	1,169.53	0.00	17.12	170.36
WHO	172.57	9,017.20	0.00	141.75	486.85	35.00	409.59
WIPO	7.72	291.57	0.00	14.93	17.31	23.40	79.33
WMO	0.00	0.00	0.00	0.00	0.00	0.00	0.00
WTO	0.00	0.00	0.00	21.50	0.00	0.00	0.00
<b>All</b>	<b>4,171.78</b>	<b>123,895.27</b>	<b>30.44</b>	<b>53,532.17</b>	<b>4,678.99</b>	<b>16,694.41</b>	<b>36,858.42</b>
<b>%</b>	<b>0.05%</b>	<b>1.47%</b>	<b>0.00%</b>	<b>0.63%</b>	<b>0.06%</b>	<b>0.20%</b>	<b>0.44%</b>

Agency	Supplier Countries						
	Philippines	Poland	Portugal	Qatar	Republic of Korea, (South)	Republic of Moldova	Romania
ESCWA	0.00	0.00	0.00	0.00	0.00	0.00	0.00
ECA	0.00	0.00	0.00	0.00	0.00	0.00	0.00
ECLAC	0.00	0.00	0.00	0.00	0.00	0.00	0.00
FAO	1,054.18	0.00	11.17	0.00	43.95	0.50	0.00
IAEA	165.76	221.36	74.75	0.00	141.26	0.02	83.02
IFAD	35.01	0.00	0.00	0.00	0.00	5.14	0.00
ILO	947.05	0.00	84.02	0.00	2.17	337.62	2.64
ITC	0.00	0.89	0.00	0.00	0.00	0.00	0.00
ITU	2.43	5.11	0.00	0.00	9.82	14.83	0.00
OPCW	0.00	0.00	0.00	0.00	0.00	0.00	0.00
PAHO	0.00	0.00	0.00	0.00	1,662.38	0.00	0.00
UNAIDS	154.84	4.15	0.00	0.00	14.60	101.96	0.62
UNDP	7,368.30	1,421.57	587.52	182.32	216.87	8,228.05	2,501.25
UNESCO	251.50	20.12	52.21	266.37	137.70	0.00	0.00
UNFPA	1,488.66	8.25	5.74	0.00	229.79	124.72	130.64
UNICEF	2,708.97	0.00	50.95	0.00	27.28	94.32	468.78
UNHCR	1,255.60	133.14	12.10	0.00	2,595.40	107.68	250.61
UNIDO	530.90	7.93	339.41	0.00	24.57	6.57	0.00
UNOPS	588.03	1.53	61.82	207.51	49.94	9.35	373.92
UNOG	0.00	0.00	0.00	0.00	0.00	0.00	27.00
UNON	0.00	37.67	0.00	75.09	32.13	0.00	216.11
UNOV	0.00	0.00	0.00	0.00	0.00	0.00	0.20
UN/PD	0.00	0.00	9,104.85	278.10	9,159.47	0.00	22.75
UNRWA	0.00	0.00	0.00	0.00	0.00	0.00	0.00
UNU	0.00	0.00	0.00	0.00	0.00	0.00	0.00
UNV	0.00	0.00	0.00	0.00	0.00	0.00	0.00
UNWOMEN	242.28	0.00	15.36	0.00	0.95	135.42	0.99
WFP	11,823.53	47.96	58.56	0.00	646.56	0.00	0.00
WHO	9,536.58	104.37	1,089.63	35.06	835.55	1,381.38	631.52
WIPO	160.44	11.94	81.76	0.00	1,560.72	23.55	22.58
WMO	0.00	1.31	0.00	0.00	0.00	0.00	0.00
WTO	0.00	0.00	0.00	0.00	0.00	0.00	0.00
<b>All</b>	<b>38,314.07</b>	<b>2,027.29</b>	<b>11,629.88</b>	<b>1,044.45</b>	<b>17,391.12</b>	<b>10,571.12</b>	<b>4,732.63</b>
<b>%</b>	<b>0.45%</b>	<b>0.02%</b>	<b>0.14%</b>	<b>0.01%</b>	<b>0.21%</b>	<b>0.13%</b>	<b>0.06%</b>

(USD Thousand)

Agency	Supplier Countries						
	Russian Federation	Rwanda	Saint Kitts and Nevis	Saint Lucia	St Vincent and the Grenadines	Samoa	San Marino
ESCWA	0.00	0.00	0.00	0.00	0.00	0.00	0.00
ECA	0.00	0.00	0.00	0.00	0.00	0.00	0.00
ECLAC	0.00	0.00	0.00	0.00	0.00	0.00	0.00
FAO	122.27	183.86	6.21	2.95	14.05	436.91	0.00
IAEA	1,020.95	0.49	0.00	0.00	0.00	0.00	0.00
IFAD	0.00	39.43	0.00	0.00	0.00	0.00	0.00
ILO	510.87	49.97	0.00	0.00	0.00	0.00	0.00
ITC	35.22	22.53	0.00	0.00	0.00	0.00	0.00
ITU	153.68	2.92	0.00	0.00	0.00	1.28	0.00
OPCW	0.00	0.00	0.00	0.00	0.00	0.00	0.00
PAHO	0.00	0.00	0.00	0.00	0.00	0.00	0.00
UNAIDS	323.34	195.84	0.00	9.87	22.50	0.00	0.00
UNDP	5,838.00	7,917.38	26.07	105.13	118.68	2,452.89	0.00
UNESCO	475.94	78.48	81.09	25.00	8.33	392.91	0.00
UNFPA	245.65	995.01	8.48	43.52	7.33	4.04	0.00
UNICEF	223.19	1,336.79	0.00	0.00	0.00	0.00	0.00
UNHCR	764.11	1,024.81	0.00	0.00	0.00	0.00	0.00
UNIDO	1,567.02	137.00	0.00	1.39	0.00	0.00	0.00
UNOPS	505.44	76.36	2.69	15.90	0.42	16.00	0.00
UNOG	435.35	0.00	0.00	0.00	0.00	0.00	0.00
UNON	42.45	40.77	41.00	9.50	0.00	0.00	0.00
UNOV	25.64	0.00	0.00	0.00	0.00	0.00	0.00
UN/PD	276,692.65	1,003.47	0.00	0.00	0.00	0.00	0.00
UNRWA	0.00	0.00	0.00	0.00	0.00	0.00	0.00
UNU	0.00	0.00	0.00	0.00	0.00	0.00	0.00
UNV	0.00	0.00	0.00	0.00	0.00	0.00	0.00
UNWOMEN	261.79	614.26	0.00	0.00	0.00	65.24	0.00
WFP	3,649.61	3,501.30	0.00	0.00	0.00	0.00	0.00
WHO	5,569.45	581.65	0.00	0.00	0.00	92.46	0.00
WIPO	56.08	34.42	13.01	0.00	1.26	18.38	0.28
WMO	34.48	0.00	0.00	0.00	0.00	0.00	0.00
WTO	0.00	0.00	0.00	0.00	0.00	0.00	0.00
<b>All</b>	<b>298,553.17</b>	<b>17,836.73</b>	<b>178.56</b>	<b>213.26</b>	<b>172.58</b>	<b>3,480.10</b>	<b>0.28</b>
<b>%</b>	<b>3.53%</b>	<b>0.21%</b>	<b>0.00%</b>	<b>0.00%</b>	<b>0.00%</b>	<b>0.04%</b>	<b>0.00%</b>

Agency	Supplier Countries						
	Sao Tome and Principe	Saudi Arabia	Senegal	Serbia	Seychelles	Sierra Leone	Singapore
ESCWA	0.00	0.00	0.00	0.00	0.00	0.00	0.00
ECA	0.00	0.00	0.00	0.00	0.00	0.00	0.00
ECLAC	0.00	0.00	0.00	0.00	0.00	0.00	0.00
FAO	0.00	720.58	938.90	0.00	25.58	110.20	67.53
IAEA	0.00	95.78	342.60	28.20	3.68	5.40	29.90
IFAD	0.00	0.00	306.27	0.00	0.00	6.90	0.00
ILO	0.00	0.00	102.22	421.05	0.00	0.00	141.04
ITC	0.00	0.00	41.34	0.00	0.00	0.00	0.00
ITU	0.00	0.00	38.42	0.00	0.00	0.00	1.03
OPCW	0.00	0.00	0.00	70.61	0.00	0.00	0.59
PAHO	0.00	0.00	0.00	0.00	0.00	0.00	0.00
UNAIDS	0.00	32.09	497.51	0.00	7.20	62.22	79.15
UNDP	794.71	12,415.46	3,989.36	2,139.25	321.94	2,227.79	584.24
UNESCO	40.11	4.30	1,405.88	442.47	17.93	102.01	45.37
UNFPA	123.60	0.00	1,918.66	90.23	28.05	1,684.77	10.06
UNICEF	8.26	232.54	2,203.68	652.04	35.50	1,042.02	89.55
UNHCR	0.00	284.01	3,068.97	375.15	0.00	266.98	21.78
UNIDO	119.00	1,351.11	283.07	78.09	110.00	725.64	1,680.23
UNOPS	120.00	0.00	1,090.88	2,921.95	1,461.89	1,009.25	936.56
UNOG	0.00	0.00	0.00	0.00	0.00	0.00	0.00
UNON	0.00	0.00	88.30	48.12	0.00	0.00	0.00
UNOV	0.00	0.00	84.32	0.00	0.00	0.00	0.00
UN/PD	0.00	9,241.04	-212.12	1,351.81	0.00	1,670.96	8.83
UNRWA	0.00	0.00	0.00	0.00	0.00	0.00	0.00
UNU	0.00	0.00	0.00	0.00	0.00	0.00	69.38
UNV	0.00	0.00	22.05	0.00	0.00	0.00	0.00
UNWOMEN	0.00	0.00	1,038.61	223.10	1.06	169.15	75.86
WFP	3.14	181.80	6,805.61	0.81	0.00	1,987.59	1,718.69
WHO	12.81	32.59	1,346.57	1,080.39	30.67	920.12	381.97
WIPO	36.98	8.95	51.28	24.61	5.13	23.52	209.60
WMO	0.00	0.00	0.00	0.00	0.00	0.00	0.00
WTO	0.00	0.00	0.00	3.92	0.00	0.00	0.00
<b>All</b>	<b>1,258.60</b>	<b>24,600.23</b>	<b>25,452.34</b>	<b>9,951.80</b>	<b>2,048.63</b>	<b>12,014.53</b>	<b>6,151.37</b>
<b>%</b>	<b>0.01%</b>	<b>0.29%</b>	<b>0.30%</b>	<b>0.12%</b>	<b>0.02%</b>	<b>0.14%</b>	<b>0.07%</b>

(USD Thousand)

Agency	Supplier Countries						
	Slovakia	Slovenia	Solomon Islands	Somalia	South Africa	South Sudan	Spain
ESCWA	0.00	0.00	0.00	0.00	0.00	0.00	0.00
ECA	0.00	0.00	0.00	0.00	0.00	32.49	0.00
ECLAC	0.00	0.00	0.00	0.00	0.00	0.00	21.52
FAO	0.00	2.31	0.00	4,200.71	669.69	711.31	221.13
IAEA	237.78	516.02	0.00	0.00	2,178.30	0.00	491.92
IFAD	0.00	0.00	0.00	0.00	57.86	0.00	79.71
ILO	10.81	0.00	0.00	4,211.57	843.36	73.73	448.16
ITC	0.00	0.00	0.00	0.00	20.22	0.00	41.33
ITU	0.00	0.00	0.00	0.00	0.65	0.00	512.40
OPCW	8.11	0.00	0.00	0.00	0.00	0.00	4.15
PAHO	0.00	0.00	0.00	0.00	0.00	0.00	141.15
UNAIDS	0.00	6.88	0.00	41.92	3,579.89	70.65	69.48
UNDP	1,414.44	432.33	1,147.46	3,896.83	14,940.63	2,639.04	4,253.24
UNESCO	0.00	144.22	33.78	0.00	824.88	492.36	340.55
UNFPA	2.91	0.00	50.14	188.14	2,421.24	0.00	270.63
UNICEF	14.85	0.00	265.27	1,596.58	5,249.49	7,601.28	144.95
UNHCR	68.59	39.94	4.33	904.31	844.61	12,938.80	91.26
UNIDO	30.10	0.00	0.00	6.71	511.05	621.67	699.98
UNOPS	113.41	0.00	25.49	96.90	6,713.22	5,523.80	12,105.60
UNOG	0.00	0.00	0.00	0.00	17.36	0.00	-18.62
UNON	0.00	0.00	0.00	3,625.57	941.04	0.00	51.42
UNOV	42.19	6.15	0.00	44.71	1.43	0.00	120.97
UN/PD	0.00	36.85	0.00	1,917.91	46,699.29	11,033.01	24,753.08
UNRWA	16.24	0.00	0.00	0.00	0.00	0.00	0.00
UNU	0.00	0.00	0.00	0.00	0.00	0.00	0.00
UNV	0.00	0.00	0.00	0.00	0.00	0.00	0.00
UNWOMEN	66.55	12.84	233.78	26.10	838.14	732.54	668.77
WFP	0.00	0.00	71.23	20,672.05	10,568.66	70,494.04	1,083.64
WHO	85.09	77.30	164.41	5,884.97	5,543.21	4,526.64	3,690.21
WIPO	25.49	5.60	0.00	0.12	61.48	0.00	694.88
WMO	49.94	0.00	0.00	0.00	0.00	0.00	41.17
WTO	0.00	0.00	0.00	0.00	0.00	0.00	1,782.24
<b>All</b>	<b>2,186.50</b>	<b>1,280.43</b>	<b>1,995.88</b>	<b>47,315.10</b>	<b>103,558.20</b>	<b>117,458.86</b>	<b>52,804.90</b>
<b>%</b>	<b>0.03%</b>	<b>0.02%</b>	<b>0.02%</b>	<b>0.56%</b>	<b>1.23%</b>	<b>1.39%</b>	<b>0.62%</b>

Agency	Supplier Countries						
	Sri Lanka	Sudan	Suriname	Swaziland	Sweden	Switzerland	Syrian Arab Republic
ESCWA	0.00	0.00	0.00	0.00	0.00	0.00	0.00
ECA	0.00	0.00	0.00	0.00	0.00	0.00	0.00
ECLAC	0.00	0.00	0.00	0.00	0.00	0.00	0.00
FAO	1,470.63	105.54	9.08	2,858.55	6.97	813.11	7.10
IAEA	86.41	114.43	0.00	0.00	136.00	2,531.73	59.77
IFAD	50.75	18.68	0.00	0.00	6.18	3,512.19	0.00
ILO	771.33	38.10	0.00	0.00	33.35	53,521.46	3.00
ITC	17.71	9.77	0.00	0.00	0.89	8,214.66	0.00
ITU	39.99	0.54	4.28	0.00	59.35	35,804.34	0.00
OPCW	0.00	0.00	0.00	0.00	198.87	30.45	0.00
PAHO	0.00	0.00	0.00	0.00	0.00	481.13	0.00
UNAIDS	38.47	104.32	0.00	196.73	0.00	1,634.43	0.47
UNDP	2,160.51	7,917.41	846.99	1,763.99	697.98	13,811.15	1,194.39
UNESCO	69.81	92.10	4.50	16.33	49.54	647.52	0.00
UNFPA	239.78	3,172.10	97.81	520.30	115.39	1,088.64	806.18
UNICEF	1,121.76	1,989.62	61.43	472.84	1,026.54	5,941.88	2,386.71
UNHCR	946.36	8,840.73	0.00	0.00	2,923.74	34,542.25	1,935.69
UNIDO	412.61	223.57	0.00	150.00	0.00	3,558.62	12.26
UNOPS	4,611.70	1,597.63	24.42	251.73	457.21	4,950.56	0.09
UNOG	0.00	0.00	0.00	0.00	128.63	77,110.75	0.00
UNON	283.98	3.35	0.00	0.00	0.00	1,772.40	0.00
UNOV	0.00	0.00	0.00	0.00	10.00	163.91	0.00
UN/PD	0.00	40,478.59	0.00	0.00	3,818.45	2,101.78	2,604.74
UNRWA	0.00	0.00	0.00	0.00	0.00	53.49	1,813.65
UNU	0.00	0.00	0.00	0.00	36.75	15.50	0.00
UNV	0.00	0.00	0.00	0.00	0.00	95.49	0.00
UNWOMEN	111.32	300.12	0.00	0.74	188.54	187.79	0.00
WFP	672.29	98,832.11	0.00	1,122.33	943.54	25,557.39	42,513.47
WHO	661.74	3,877.82	0.00	1,919.84	727.19	86,148.79	2,342.67
WIPO	88.98	37.13	0.00	11.42	10.34	80,713.97	20.93
WMO	0.00	0.00	0.00	0.00	4.19	3,935.15	0.00
WTO	0.00	0.00	0.00	0.00	0.00	0.00	0.00
<b>All</b>	<b>13,856.13</b>	<b>167,753.68</b>	<b>1,048.51</b>	<b>9,284.80</b>	<b>11,579.62</b>	<b>448,940.54</b>	<b>55,701.13</b>
<b>%</b>	<b>0.16%</b>	<b>1.99%</b>	<b>0.01%</b>	<b>0.11%</b>	<b>0.14%</b>	<b>5.31%</b>	<b>0.66%</b>



(USD Thousand)

Agency	Supplier Countries						
	Tajikistan	Thailand	The fmr Yug Rep Macedonia	Timor-Leste	Togo	Tonga	Trinidad and Tobago
ESCWA	0.00	0.00	0.00	0.00	0.00	0.00	0.00
ECA	0.00	0.00	0.00	0.00	0.00	0.00	0.00
ECLAC	0.00	0.00	0.00	0.00	0.00	0.00	514.45
FAO	195.64	1,462.34	0.00	47.45	100.30	10.09	146.48
IAEA	75.69	190.29	74.01	0.00	0.00	0.00	13.25
IFAD	0.00	170.91	0.00	58.80	0.00	0.00	0.00
ILO	0.71	3,261.41	68.09	1,075.82	5.13	0.00	0.00
ITC	0.00	58.74	0.00	0.00	0.00	0.00	2.98
ITU	0.00	1,350.06	0.00	0.00	0.00	0.00	25.66
OPCW	0.00	0.00	0.00	0.00	0.00	0.00	0.00
PAHO	0.00	0.00	0.00	0.00	0.00	0.00	3.55
UNAIDS	54.59	835.62	0.00	0.00	77.52	0.00	139.58
UNDP	5,463.66	5,077.07	3,780.78	6,521.73	2,609.94	57.97	1,242.38
UNESCO	24.30	1,609.56	81.37	266.83	65.10	0.00	71.13
UNFPA	219.01	2,316.79	192.90	451.38	429.21	12.02	63.48
UNICEF	276.76	2,970.03	72.73	382.61	833.66	0.00	0.00
UNHCR	117.83	2,830.96	240.12	0.00	519.22	0.00	0.00
UNIDO	132.85	447.10	47.76	0.00	0.00	0.00	149.85
UNOPS	7.77	607.65	14.80	74.88	37.89	0.10	61.69
UNOG	0.00	30.77	0.00	0.00	0.00	0.00	0.00
UNON	0.00	126.25	0.00	0.00	0.00	0.00	62.53
UNOV	0.00	0.00	0.00	0.00	0.00	0.00	0.00
UN/PD	0.00	3,374.06	89.22	246.65	0.00	0.00	0.00
UNRWA	0.00	0.00	0.00	0.00	0.00	0.00	0.00
UNU	0.00	0.00	0.00	0.00	0.00	0.00	0.00
UNV	0.00	0.00	0.00	0.00	0.00	0.00	0.00
UNWOMEN	56.97	1,525.65	215.24	151.08	12.00	3.54	43.08
WFP	1,368.49	1,787.45	0.00	15.70	1,211.90	0.00	0.00
WHO	1,556.39	6,728.41	259.62	144.76	254.40	0.00	38.45
WIPO	20.52	147.83	81.95	0.00	12.17	0.00	29.67
WMO	0.00	2.88	0.00	0.00	0.00	0.00	0.00
WTO	0.00	17.22	0.00	0.00	0.00	0.00	0.00
<b>All</b>	<b>9,571.17</b>	<b>36,929.04</b>	<b>5,218.59</b>	<b>9,437.71</b>	<b>6,168.43</b>	<b>83.72</b>	<b>2,608.22</b>
<b>%</b>	<b>0.11%</b>	<b>0.44%</b>	<b>0.06%</b>	<b>0.11%</b>	<b>0.07%</b>	<b>0.00%</b>	<b>0.03%</b>

Agency	Supplier Countries						
	Tunisia	Turkey	Turkmenistan	Tuvalu	Uganda	Ukraine	United Arab Emirates
ESCWA	0.00	0.00	0.00	0.00	0.00	0.00	10.55
ECA	0.00	0.00	0.00	0.00	0.00	0.00	0.00
ECLAC	0.00	0.00	0.00	0.00	0.00	0.00	0.00
FAO	455.59	637.80	0.00	0.60	823.16	0.00	744.67
IAEA	214.50	323.38	0.00	0.00	49.86	326.98	135.69
IFAD	0.00	14.68	0.00	0.00	123.45	0.00	0.82
ILO	172.00	43.71	0.00	0.00	1,044.59	336.00	0.00
ITC	0.00	0.00	0.00	0.00	36.11	0.00	0.00
ITU	59.43	0.00	0.00	0.00	15.97	4.18	16.10
OPCW	0.00	0.00	0.00	0.00	0.00	0.00	0.00
PAHO	0.00	0.00	0.00	0.00	0.00	0.00	412.10
UNAIDS	33.08	0.00	0.00	0.00	184.33	322.64	1.59
UNDP	4,806.43	5,693.09	634.16	422.25	6,554.64	4,898.72	6,199.71
UNESCO	416.15	2,256.70	0.00	31.26	332.96	49.05	75.46
UNFPA	368.60	1,248.02	177.08	3.79	2,905.70	702.33	508.40
UNICEF	373.92	594.36	47.07	0.00	7,722.85	1,190.72	374.50
UNHCR	687.92	4,235.00	44.23	0.00	4,730.75	752.10	1,950.59
UNIDO	360.85	2,329.62	0.00	0.00	26.06	121.12	2.05
UNOPS	1,269.19	1,425.44	2.52	0.00	8,639.29	2,136.10	11,619.44
UNOG	0.00	18.74	0.00	0.00	0.00	40.60	0.00
UNON	0.00	40.94	0.00	0.00	185.86	0.00	339.05
UNOV	0.00	0.00	0.00	0.00	0.00	0.00	45.00
UN/PD	195.89	6,059.77	0.00	0.00	28,708.97	90,162.22	59,608.60
UNRWA	0.00	30.66	0.00	0.00	0.00	0.00	0.00
UNU	0.00	0.00	0.00	0.00	0.00	0.00	4.16
UNV	0.00	0.00	0.00	0.00	0.00	0.00	0.00
UNWOMEN	256.64	356.76	0.00	0.00	627.53	37.56	38.35
WFP	125.61	3,093.66	0.00	0.00	30,614.97	6,031.34	54,075.15
WHO	569.57	2,884.78	298.92	0.00	9,501.92	1,370.84	2,083.61
WIPO	26.97	36.59	11.80	0.00	53.39	32.82	2.48
WMO	0.00	0.00	0.00	0.00	0.00	0.00	0.00
WTO	0.00	0.00	0.00	0.00	0.00	0.00	0.00
<b>All</b>	<b>10,392.35</b>	<b>31,323.67</b>	<b>1,215.77</b>	<b>457.89</b>	<b>102,882.35</b>	<b>108,515.33</b>	<b>138,248.09</b>
<b>%</b>	<b>0.12%</b>	<b>0.37%</b>	<b>0.01%</b>	<b>0.01%</b>	<b>1.22%</b>	<b>1.28%</b>	<b>1.64%</b>

(USD Thousand)

Agency	Supplier Countries						
	United Kingdom	United Republic of Tanzania	United States of America	Uruguay	Uzbekistan	Vanuatu	Venezuela (Bolivarian Rep)
ESCWA	3.49	0.00	13.47	0.00	0.00	0.00	0.00
ECA	27.67	0.00	292.10	0.00	0.00	0.00	0.00
ECLAC	19.07	0.00	172.91	16.83	0.00	0.00	0.00
FAO	6,326.40	687.13	3,448.03	276.10	22.00	3.27	36.03
IAEA	7,605.30	70.33	4,099.73	189.02	16.31	0.00	12.63
IFAD	5,323.49	0.00	3,512.95	97.50	0.00	0.00	0.00
ILO	3,666.63	315.13	4,607.55	4.40	0.00	6.00	42.44
ITC	370.47	73.30	124.94	0.00	0.00	3.67	0.00
ITU	1,255.57	12.28	848.86	2.27	3.89	0.00	0.00
OPCW	395.80	0.00	161.13	0.00	0.00	0.00	0.00
PAHO	2,282.98	0.00	6,610.04	18.04	0.00	0.00	0.00
UNAIDS	1,247.90	179.89	2,400.27	15.50	363.76	0.00	104.60
UNDP	11,325.09	5,376.32	77,500.87	10,782.45	3,459.06	67.21	950.62
UNESCO	1,447.01	707.73	1,466.51	209.62	221.52	36.07	78.88
UNFPA	9,175.20	556.46	16,182.49	787.21	492.57	19.63	642.84
UNICEF	18,380.02	1,621.23	28,562.82	822.31	773.35	4.94	219.80
UNHCR	10,663.97	3,182.23	28,384.51	16.00	0.00	0.00	465.54
UNIDO	2,447.59	157.97	942.03	0.00	0.00	0.00	264.63
UNOPS	56,769.31	411.38	47,278.39	815.29	4.25	21.65	89.66
UNOG	1,099.15	45.00	1,830.34	0.00	0.00	0.00	0.00
UNON	1,288.45	213.36	1,417.78	27.78	0.00	0.00	0.00
UNOV	645.37	0.00	326.99	0.00	0.00	0.00	0.00
UN/PD	41,171.50	2,971.89	670,656.01	0.00	0.00	0.00	0.00
UNRWA	1,165.44	0.00	26.29	0.00	0.00	0.00	0.00
UNU	52.45	0.00	389.01	0.00	0.00	0.00	0.00
UNV	225.12	0.00	35.78	0.00	0.00	0.00	0.00
UNWOMEN	1,829.26	439.84	13,456.89	351.83	50.02	297.99	12.21
WFP	23,255.54	8,816.28	92,365.70	0.00	0.00	0.00	0.00
WHO	22,790.55	2,574.57	79,148.01	217.81	5,698.97	48.83	0.00
WIPO	11,110.29	229.20	13,970.65	66.88	24.53	0.00	4.59
WMO	239.80	0.00	404.29	0.00	0.00	0.00	0.00
WTO	73.26	0.00	50.86	0.00	0.00	0.00	0.00
<b>All</b>	<b>243,679.14</b>	<b>28,641.51</b>	<b>1,100,688.23</b>	<b>14,716.82</b>	<b>11,130.23</b>	<b>509.25</b>	<b>2,924.46</b>
<b>%</b>	<b>2.88%</b>	<b>0.34%</b>	<b>13.03%</b>	<b>0.17%</b>	<b>0.13%</b>	<b>0.01%</b>	<b>0.03%</b>

Agency	Supplier Countries			
	Viet Nam	Yemen	Zambia	Zimbabwe
ESCWA	0.00	0.00	0.00	0.00
ECA	0.00	0.00	0.00	0.00
ECLAC	0.00	0.00	0.00	0.00
FAO	549.25	118.74	309.03	1,294.89
IAEA	206.72	12.95	189.65	98.12
IFAD	9.12	0.00	37.05	0.00
ILO	819.66	709.08	27.34	676.80
ITC	45.33	0.00	7.91	0.00
ITU	0.00	0.00	0.00	0.00
OPCW	0.00	0.00	0.00	0.00
PAHO	0.00	0.00	0.00	0.00
UNAIDS	531.51	88.32	287.47	88.97
UNDP	20,950.70	2,429.14	6,122.27	30,513.33
UNESCO	756.00	0.86	106.69	369.75
UNFPA	899.67	408.40	716.45	5,024.58
UNICEF	183.28	2,001.06	6,051.09	25,046.34
UNHCR	0.00	3,206.32	687.96	795.28
UNIDO	50.05	0.00	575.30	0.00
UNOPS	64.03	8,956.00	60.00	1,278.51
UNOG	0.00	0.00	0.00	0.00
UNON	21.60	0.00	25.38	24.66
UNOV	0.00	0.00	0.00	0.00
UN/PD	0.00	0.00	0.00	0.00
UNRWA	0.00	0.00	0.00	0.00
UNU	0.00	0.00	0.00	0.00
UNV	0.00	0.00	0.00	0.00
UNWOMEN	103.45	134.24	10.57	537.56
WFP	663.74	12,418.14	2,104.63	19,975.51
WHO	9,020.52	602.56	1,589.39	1,389.64
WIPO	162.25	44.92	52.53	198.07
WMO	0.00	0.00	0.00	0.00
WTO	0.00	0.00	0.00	0.00
<b>All</b>	<b>35,036.88</b>	<b>31,130.74</b>	<b>18,960.71</b>	<b>87,312.02</b>
<b>%</b>	<b>0.41%</b>	<b>0.37%</b>	<b>0.22%</b>	<b>1.03%</b>

(USD Thousand)

Agency	Supplier Countries							Grand-Total
	Sub-Total	Unspecified Countries	Arab Countries	African Countries	Asian Countries	European Countries	Latin America & Caribbean	
ESCWA	1,145.35	0.00	0.00	0.00	0.00	0.00	0.00	1,145.35
ECA	2,275.58	0.00	0.00	0.00	0.00	0.00	0.00	2,275.58
ECLAC	4,876.34	0.00	0.00	0.00	0.00	0.00	6.42	4,882.76
FAO	132,130.91	49,281.04	1,448.67	15.99	44.24	208.05	0.00	183,128.90
IAEA	129,625.84	0.00	59.92	0.00	0.00	0.00	0.00	129,685.76
IFAD	43,317.77	0.00	0.00	0.00	0.00	0.00	0.00	43,317.77
ILO	129,175.79	820.57	281.10	0.00	0.35	388.82	0.00	130,666.62
ITC	10,801.81	32.99	0.00	0.00	0.00	0.00	0.00	10,834.81
ITU	49,871.21	0.00	0.00	0.00	0.00	0.00	0.00	49,871.21
OPCW	16,763.20	0.00	0.00	0.00	0.00	0.00	0.00	16,763.20
PAHO	27,760.45	0.00	0.00	0.00	0.00	0.00	11.19	27,771.64
UNAIDS	30,468.86	2,692.14	0.00	0.00	0.00	11.44	0.00	33,172.43
UNDP	1,785,462.28	0.00	29,212.36	15.64	314.04	2,411.08	302.31	1,817,717.71
UNESCO	92,006.77	0.31	466.84	0.00	107.54	0.00	42.04	92,623.50
UNFPA	148,451.65	0.00	263.80	0.00	23.01	170.05	71.44	148,979.96
UNICEF	486,250.69	0.00	3,076.62	0.00	5.30	0.00	0.00	489,332.62
UNHCR	417,333.16	0.00	0.00	453.04	0.00	1,006.39	22.98	418,815.57
UNIDO	65,165.03	358.19	13.68	0.00	0.00	0.00	0.00	65,536.91
UNOPS	487,625.53	0.00	6,409.19	0.00	0.00	5,036.53	32.00	499,103.25
UNOG	89,044.24	13.00	0.00	0.00	0.00	0.00	0.00	89,057.24
UNON	65,186.05	0.00	0.00	0.00	0.00	0.00	34.05	65,220.10
UNOV	11,890.43	0.00	0.00	0.00	0.00	0.00	0.00	11,890.43
UN/PD	1,873,558.44	0.00	90.25	0.00	0.00	104.77	16.21	1,873,769.67
UNRWA	89,745.27	0.00	32,421.56	0.00	0.00	0.00	0.00	122,166.83
UNU	8,602.60	0.00	0.00	0.00	0.00	0.00	0.00	8,602.60
UNV	12,864.30	0.00	0.00	0.00	0.00	0.00	0.00	12,864.30
UNWOMEN	67,722.10	0.00	856.21	0.00	0.00	425.47	0.00	69,003.78
WFP	1,313,203.73	277.29	1,285.42	0.00	960.10	0.00	0.00	1,315,726.53
WHO	559,445.67	1,420.59	355.65	0.00	106.31	97.11	0.00	561,425.32
WIPO	145,861.03	0.26	0.55	0.00	0.00	1.72	0.00	145,863.56
WMO	5,144.40	0.00	0.00	0.00	0.00	0.00	0.00	5,144.40
WTO	3,297.20	0.00	0.00	0.00	0.00	0.00	0.00	3,297.20
<b>All</b>	<b>8,306,073.65</b>	<b>54,896.38</b>	<b>76,241.83</b>	<b>484.67</b>	<b>1,560.89</b>	<b>9,861.42</b>	<b>538.65</b>	<b>8,449,657.49</b>
<b>%</b>	<b>98.30%</b>	<b>0.65%</b>	<b>0.90%</b>	<b>0.01%</b>	<b>0.02%</b>	<b>0.12%</b>	<b>0.01%</b>	<b>100.00%</b>



## Top ten categories of procurement by UN organization

## UN Agency

ECLAC		No. of	
Rank	Group of Goods/Services	PO's	Value (USD)
1	Information Technology Broadcasting and Telecommunications	153	1,131,901.48
2	Building and Facility Construction and Maintenance Services	45	1,097,345.42
3	Management and Business Professionals and Administrative Services	16	889,765.39
4	Engineering and Research and Technology Based Services	19	696,941.29
5	Industrial Cleaning Services	11	556,108.59
6	Material Handling and Conditioning and Storage Machinery and their Accessories and Supplies	29	395,777.45
7	Editorial and Design and Graphic and Fine Art Services	48	369,073.34
8	Travel and Food and Lodging and Entertainment Services	97	342,826.12
9	Electrical Systems and Lighting and Components and Accessories and Supplies	29	294,306.83
10	Printing and Photographic and Audio and Visual Equipment and Supplies	19	274,574.82
<b>Total number of orders &amp; contracts raised during 2013:</b>		<b>911</b>	<b>6,048,620.73</b>

ESCWA		No. of	
Rank	Group of Goods/Services	PO's	Value (USD)
1	Information Technology Broadcasting and Telecommunications	48	804,818.02
2	Building and Facility Construction and Maintenance Services	6	418,673.42
3	Industrial Cleaning Services	1	399,345.02
4	Furniture and Furnishings	3	103,642.20
5	Editorial and Design and Graphic and Fine Art Services	15	92,081.77
6	Domestic Appliances and Supplies and Consumer Electronic Products	2	90,890.00
7	Education and Training Services	7	87,353.39
8	Security, Safety and Law Enforcement Equipment, incl. Demining Equipment	10	81,305.89
9	Paper Materials and Products	12	79,871.51
10	Transportation and Storage and Mail Services	8	60,433.71
<b>Total number of orders &amp; contracts raised during 2013:</b>		<b>152</b>	<b>2,218,414.93</b>

FAO		No. of	
Rank	Group of Goods/Services	PO's	Value (USD)
1	Live Plant and Animal Material and Accessories and Supplies	1,554	51,509,833.09
2	Transportation and Storage and Mail Services	4,295	43,931,896.98
3	Building and Facility Construction and Maintenance Services	1,223	34,290,360.83
4	Travel and Food and Lodging and Entertainment Services	2,682	32,982,715.33
5	Motor Vehicles and Parts, Accessories and Components, incl. other Transport Equipment	776	16,417,317.29
6	Engineering and Research and Technology Based Services	968	14,038,032.84
7	Information Technology Broadcasting and Telecommunications	1,784	11,994,347.32
8	Farming and Fishing and Forestry and Wildlife Machinery and Accessories	412	11,132,106.47
9	Farming and Fishing and Forestry and Wildlife Contracting Services	174	10,371,523.32
10	Public Utilities and Public Sector Related Services	653	8,138,601.20
<b>Total number of orders &amp; contracts raised during 2013:</b>		<b>25,580</b>	<b>234,806,734.67</b>

IAEA		No. of	
Rank	Group of Goods/Services	PO's	Value (USD)
1	Engineering and Research and Technology Based Services	2,969	41,092,866.80
2	Humanitarian Aid, Mine Action and Rural Development Services	103	39,909,742.51
3	Laboratory and Measuring and Observing and Testing Equipment	1,029	38,758,192.09
4	Building and Facility Construction and Maintenance Services	227	21,325,899.57
5	Information Technology Broadcasting and Telecommunications	906	17,058,806.19
6	Travel and Food and Lodging and Entertainment Services	3,921	13,415,396.40
7	Power Generation and Distribution Machinery and Accessories	208	7,727,873.90
8	Management and Business Professionals and Administrative Services	197	4,627,010.18
9	Medical Equipment and Accessories and Supplies	54	4,471,563.29
10	Printing and Photographic and Audio and Visual Equipment and Supplies	11	3,977,337.74
<b>Total number of orders &amp; contracts raised during 2013:</b>		<b>12,186</b>	<b>192,364,688.67</b>

IFAD		No. of	
Rank	Group of Goods/Services	PO's	Value (USD)
1	Management and Business Professionals and Administrative Services	144	14,402,116.64
2	Humanitarian Aid, Mine Action and Rural Development Services	211	7,462,672.78
3	Engineering and Research and Technology Based Services	213	6,810,721.43
4	Financial and Insurance Services	43	5,975,816.12
5	Education and Training Services	157	1,592,683.69
6	Travel and Food and Lodging and Entertainment Services	330	1,472,468.32
7	Information Technology Broadcasting and Telecommunications	56	1,324,148.66
8	Industrial Cleaning Services	16	1,295,895.66
9	Public Utilities and Public Sector Related Services	29	1,182,795.57
10	Security and Safety Services and Public Order	21	968,606.29
<b>Total number of orders &amp; contracts raised during 2013:</b>		<b>1,836</b>	<b>42,487,925.16</b>

## UN Agency

ILO		No. of PO's	Value (USD)
Rank	Group of Goods/Services		
1	Management and Business Professionals and Administrative Services	910	24,229,900.60
2	Engineering and Research and Technology Based Services	583	22,596,159.55
3	Education and Training Services	2,317	20,203,529.90
4	Building and Facility Construction and Maintenance Services	434	19,613,194.89
5	Humanitarian Aid, Mine Action and Rural Development Services	260	18,133,141.40
6	Transportation and Storage and Mail Services	5,832	14,329,114.92
7	Information Technology Broadcasting and Telecommunications	517	5,382,886.24
8	Editorial and Design and Graphic and Fine Art Services	840	4,816,227.64
9	Financial and Insurance Services	47	2,904,513.44
10	Public Utilities and Public Sector Related Services	235	1,990,212.57
<b>Total number of orders &amp; contracts raised during 2013:</b>		<b>12,882</b>	<b>134,198,881.15</b>

ITC		No. of PO's	Value (USD)
Rank	Group of Goods/Services		
1	Travel and Food and Lodging and Entertainment Services	122	4,811,962.27
2	Management and Business Professionals and Administrative Services	76	2,890,743.08
3	Engineering and Research and Technology Based Services	60	1,527,961.01
4	Information Technology Broadcasting and Telecommunications	66	928,926.01
5	Public Utilities and Public Sector Related Services	6	482,531.63
6	Editorial and Design and Graphic and Fine Art Services	53	311,754.77
7	Industrial Cleaning Services	2	294,370.37
8	Farming and Fishing and Forestry and Wildlife Machinery and Accessories	4	251,689.08
9	Humanitarian Aid, Mine Action and Rural Development Services	8	189,231.17
10	Furniture and Furnishings	14	170,574.84
<b>Total number of orders &amp; contracts raised during 2013:</b>		<b>586</b>	<b>11,859,744.23</b>

ITU		No. of PO's	Value (USD)
Rank	Group of Goods/Services		
1	Financial and Insurance Services		18,360,564.86
2	Engineering and Research and Technology Based Services		3,219,508.78
3	Travel and Food and Lodging and Entertainment Services		1,951,722.19
4	Building and Facility Construction and Maintenance Services		1,641,648.21
5	Management and Business Professionals and Administrative Services		1,432,861.38
6	Transportation and Storage and Mail Services		1,391,890.47
7	Information Technology Broadcasting and Telecommunications		1,093,062.82
8	Public Utilities and Public Sector Related Services		1,055,226.84
9	Industrial Cleaning Services		991,156.61
10	Education and Training Services		629,985.85
<b>Total number of orders &amp; contracts raised during 2013:</b>		<b>1,653</b>	<b>31,767,628.01</b>

OPCW		No. of PO's	Value (USD)
Rank	Group of Goods/Services		
1	Transportation and Storage and Mail Services	15	6,042,122.69
2	Management and Business Professionals and Administrative Services	27	3,951,848.29
3	Financial and Insurance Services	15	3,329,491.62
4	Security, Safety and Law Enforcement Equipment, incl. Demining Equipment	43	2,006,390.66
5	Laboratory and Measuring and Observing and Testing Equipment	35	1,396,460.22
6	Engineering and Research and Technology Based Services	39	888,605.71
7	Education and Training Services	101	850,675.31
8	Information Technology Broadcasting and Telecommunications	62	615,560.59
9	Public Utilities and Public Sector Related Services	7	575,656.69
10	Travel and Food and Lodging and Entertainment Services	11	462,219.51
<b>Total number of orders &amp; contracts raised during 2013:</b>		<b>616</b>	<b>20,119,031.29</b>

PAHO		No. of PO's	Value (USD)
Rank	Group of Goods/Services		
1	Pharmaceuticals incl. Contraceptives and Vaccines	493	521,409,483.00
2	Transportation and Storage and Mail Services	1,378	21,113,285.69
3	Laboratory and Measuring and Observing and Testing Equipment	13	12,574,797.00
4	Medical Equipment and Accessories and Supplies	193	9,628,731.00
5	Information Technology Broadcasting and Telecommunications	30	8,692,460.99
6	Engineering and Research and Technology Based Services	42	3,231,851.15
7	Paper Materials and Products	52	2,365,428.00
8	Management and Business Professionals and Administrative Services	75	2,116,637.16
9	Live Plant and Animal Material and Accessories and Supplies	N/A	966,122.00
10	Printing and Photographic and Audio and Visual Equipment and Supplies	64	430,100.00
<b>Total number of orders &amp; contracts raised during 2013:</b>		<b>2,466</b>	<b>582,528,895.99</b>

## UN Agency

UNAIDS		No. of PO's	Value (USD)
Rank	Group of Goods/Services		
1	Healthcare Services	1,225	17,704,554.76
2	Management and Business Professionals and Administrative Services	561	5,820,900.79
3	Building and Facility Construction and Maintenance Services	279	4,769,381.93
4	Office Equipment and Accessories and Supplies	713	2,196,402.03
5	Travel and Food and Lodging and Entertainment Services	344	1,898,538.98
6	Information Technology Broadcasting and Telecommunications	309	1,764,974.60
7	Engineering and Research and Technology Based Services	200	1,466,233.16
8	Editorial and Design and Graphic and Fine Art Services	145	862,117.27
9	Motor Vehicles and Parts, Accessories and Components, incl. other Transport Equipment	49	585,428.00
10	Public Utilities and Public Sector Related Services	94	515,090.79
<b>Total number of orders &amp; contracts raised during 2013:</b>		<b>4,002</b>	<b>37,583,622.31</b>

UNDP HQ		No. of PO's	Value (USD)
Rank	Group of Goods/Services		
1	Management and Business Professionals and Administrative Services		298,658,302.96
2	Pharmaceuticals incl. Contraceptives and Vaccines		142,816,324.60
3	Engineering and Research and Technology Based Services		134,373,361.57
4	Medical Equipment and Accessories and Supplies		49,446,896.09
5	Information Technology Broadcasting and Telecommunications		47,697,366.39
6	Public Utilities and Public Sector Related Services		36,932,296.75
7	Shelter Equipment and Supplies, incl. Tents, Blankets and Mosquito Nets		35,087,683.03
8	Motor Vehicles and Parts, Accessories and Components, incl. other Transport Equipment		34,756,809.40
9	Building and Facility Construction and Maintenance Services		31,787,329.86
10	Structures and Building and Construction and Manufacturing Components and Supplies		31,592,718.13
<b>Total number of orders &amp; contracts raised during 2013:</b>		<b>56,521</b>	<b>843,149,088.78</b>

UNECA		No. of PO's	Value (USD)
Rank	Group of Goods/Services		
1	Information Technology Broadcasting and Telecommunications	48	3,553,483.20
2	Building and Facility Construction and Maintenance Services	13	1,679,862.69
3	Office Equipment and Accessories and Supplies	74	1,668,006.00
4	Electrical Systems and Lighting and Components and Accessories and Supplies	34	854,708.42
5	Pharmaceuticals incl. Contraceptives and Vaccines	93	783,316.53
6	Structures and Building and Construction and Manufacturing Components and Supplies	22	619,292.22
7	Printing and Photographic and Audio and Visual Equipment and Supplies	25	494,282.76
8	Published Products	10	362,866.71
9	Motor Vehicles and Parts, Accessories and Components, incl. other Transport Equipment	11	335,570.91
10	Management and Business Professionals and Administrative Services	14	314,777.87
<b>Total number of orders &amp; contracts raised during 2013:</b>		<b>412</b>	<b>10,666,167.31</b>

UNESCO		No. of PO's	Value (USD)
Rank	Group of Goods/Services		
1	Engineering and Research and Technology Based Services	650	13,196,640.49
2	Management and Business Professionals and Administrative Services	1,150	12,405,780.22
3	Humanitarian Aid, Mine Action and Rural Development Services	553	10,786,244.25
4	Transportation and Storage and Mail Services	8,317	10,540,030.72
5	Education and Training Services	691	8,688,571.26
6	Public Utilities and Public Sector Related Services	657	7,175,990.37
7	Building and Facility Construction and Maintenance Services	1,179	6,931,825.19
8	Travel and Food and Lodging and Entertainment Services	992	6,523,833.77
9	Editorial and Design and Graphic and Fine Art Services	1,588	6,207,642.08
10	Information Technology Broadcasting and Telecommunications	927	4,544,040.32
<b>Total number of orders &amp; contracts raised during 2013:</b>		<b>23,567</b>	<b>87,000,598.67</b>

UNFPA		No. of PO's	Value (USD)
Rank	Group of Goods/Services		
1	Pharmaceuticals incl. Contraceptives and Vaccines	577	115,797,159.26
2	Apparel and Luggage and Personal Care Products	156	40,863,359.58
3	Management and Business Professionals and Administrative Services	4,746	37,722,723.52
4	Medical Equipment and Accessories and Supplies	653	30,718,090.09
5	Transportation and Storage and Mail Services	2,273	23,440,288.93
6	Travel and Food and Lodging and Entertainment Services	10,475	19,521,976.18
7	Education and Training Services	5,396	18,783,932.11
8	Building and Facility Construction and Maintenance Services	912	16,663,181.43
9	Editorial and Design and Graphic and Fine Art Services	1,937	15,872,913.28
10	Information Technology Broadcasting and Telecommunications	913	9,139,214.22
<b>Total number of orders &amp; contracts raised during 2013:</b>		<b>32,512</b>	<b>328,522,838.60</b>

## UN Agency

UNHCR		No. of	
Rank	Group of Goods/Services	PO's	Value (USD)
1	Management and Business Professionals and Administrative Services	3,605	142,633,279.82
2	Domestic Appliances and Supplies and Consumer Electronic Products	329	132,509,277.19
3	Transportation and Storage and Mail Services	2,133	83,869,192.13
4	Motor Vehicles and Parts, Accessories and Components, incl. other Transport Equipment	536	67,435,764.34
5	Apparel and Luggage and Personal Care Products	626	58,735,414.38
6	Structures and Building and Construction and Manufacturing Components and Supplies	407	56,383,046.63
7	Shelter Equipment and Supplies, incl. Tents, Blankets and Mosquito Nets	112	55,646,882.22
8	Engineering and Research and Technology Based Services	1,921	51,845,693.67
9	Building and Facility Construction and Maintenance Services	1,466	41,683,034.49
10	Information Technology Broadcasting and Telecommunications	1,404	39,389,698.94
<b>Total number of orders &amp; contracts raised during 2013:</b>		<b>22,120</b>	<b>730,131,283.81</b>

UNICEF		No. of	
Rank	Group of Goods/Services	PO's	Value (USD)
1	Pharmaceuticals incl. Contraceptives and Vaccines		1,482,731,910.00
2	Medical Equipment and Accessories and Supplies		389,856,367.00
3	Management and Business Professionals and Administrative Services		303,435,973.00
4	Transportation and Storage and Mail Services		116,431,698.00
5	Apparel and Luggage and Personal Care Products		67,454,237.00
6	Educational Equipment, Materials and Supplies, incl. Books, Publications and Toys		56,789,349.00
7	Tools and General Machinery		54,137,670.00
8	Published Products		47,390,504.00
9	Building and Facility Construction and Maintenance Services		42,314,767.00
10	Information Technology Broadcasting and Telecommunications		41,661,487.00
<b>Total number of orders &amp; contracts raised during 2013:</b>		<b>17,663</b>	<b>2,602,203,962.00</b>

UNIDO		No. of	
Rank	Group of Goods/Services	PO's	Value (USD)
1	Environmental Services	149	19,600,974.03
2	Engineering and Research and Technology Based Services	84	12,417,330.57
3	Management and Business Professionals and Administrative Services	143	10,169,092.29
4	Building and Facility Construction and Maintenance Services	59	8,352,410.23
5	Humanitarian Aid, Mine Action and Rural Development Services	112	5,201,985.05
6	Financial and Insurance Services	36	2,942,335.76
7	Farming and Fishing and Forestry and Wildlife Machinery and Accessories	51	2,860,800.04
8	Material Handling and Conditioning and Storage Machinery and their Accessories and Supplies	34	2,797,481.15
9	Power Generation and Distribution Machinery and Accessories	27	2,776,577.68
10	Farming and Fishing and Forestry and Wildlife Contracting Services	53	2,566,201.38
<b>Total number of orders &amp; contracts raised during 2013:</b>		<b>1,476</b>	<b>69,685,188.18</b>

UNOG		No. of	
Rank	Group of Goods/Services	PO's	Value (USD)
1	Transportation and Storage and Mail Services	42	25,528,075.95
2	Building and Facility Construction and Maintenance Services	419	22,884,625.67
3	Management and Business Professionals and Administrative Services	226	11,498,891.90
4	Information Technology Broadcasting and Telecommunications	430	9,146,434.99
5	Engineering and Research and Technology Based Services	211	7,236,276.24
6	Motor Vehicles and Parts, Accessories and Components, incl. other Transport Equipment	36	4,627,948.49
7	Industrial Cleaning Services	21	4,530,266.35
8	Travel and Food and Lodging and Entertainment Services	55	1,731,920.76
9	Editorial and Design and Graphic and Fine Art Services	70	1,147,963.28
10	Public Utilities and Public Sector Related Services	52	1,141,068.71
<b>Total number of orders &amp; contracts raised during 2013:</b>		<b>2,364</b>	<b>89,473,472.34</b>

UNON		No. of	
Rank	Group of Goods/Services	PO's	Value (USD)
1	Building and Facility Construction and Maintenance Services	139	28,684,105.23
2	Management and Business Professionals and Administrative Services	360	16,014,326.84
3	Information Technology Broadcasting and Telecommunications	391	4,426,434.69
4	Travel and Food and Lodging and Entertainment Services	332	3,747,921.74
5	Engineering and Research and Technology Based Services	180	3,530,925.48
6	Transportation and Storage and Mail Services	275	3,408,979.42
7	Financial and Insurance Services	70	3,028,103.80
8	Editorial and Design and Graphic and Fine Art Services	246	2,235,195.71
9	Public Utilities and Public Sector Related Services	129	1,923,231.81
10	Structures and Building and Construction and Manufacturing Components and Supplies	33	939,851.60
<b>Total number of orders &amp; contracts raised during 2013:</b>		<b>2,927</b>	<b>67,939,076.32</b>



## UN Agency

UNOPS		No. of	
Rank	Group of Goods/Services	PO's	Value (USD)
1	Building and Facility Construction and Maintenance Services	1,713	190,357,387.27
2	Security and Safety Services and Public Order	466	111,805,558.89
3	Motor Vehicles and Parts, Accessories and Components, incl. other Transport Equipment	697	102,195,181.44
4	Engineering and Research and Technology Based Services	2,245	55,945,817.89
5	Medical Equipment and Accessories and Supplies	491	43,803,675.28
6	Management and Business Professionals and Administrative Services	1,915	40,834,595.92
7	Transportation and Storage and Mail Services	6,251	30,328,275.88
8	Humanitarian Aid, Mine Action and Rural Development Services	872	20,899,444.65
9	Pharmaceuticals incl. Contraceptives and Vaccines	112	18,313,550.63
10	Information Technology Broadcasting and Telecommunications	1,064	18,130,536.39
<b>Total number of orders &amp; contracts raised during 2013:</b>		<b>26,017</b>	<b>632,614,024.24</b>

UNOV		No. of	
Rank	Group of Goods/Services	PO's	Value (USD)
1	Information Technology Broadcasting and Telecommunications	259	4,098,711.93
2	Engineering and Research and Technology Based Services	58	3,265,072.75
3	Land and Buildings and Structures and Thoroughfares	1	2,025,243.50
4	Education and Training Services	60	1,872,258.71
5	Travel and Food and Lodging and Entertainment Services	27	1,220,719.09
6	Building and Facility Construction and Maintenance Services	30	1,162,334.74
7	Security and Safety Services and Public Order	8	851,250.71
8	Editorial and Design and Graphic and Fine Art Services	98	722,290.50
9	Motor Vehicles and Parts, Accessories and Components, incl. other Transport Equipment	7	704,883.99
10	Paper Materials and Products	112	580,332.38
<b>Total number of orders &amp; contracts raised during 2013:</b>		<b>1,091</b>	<b>16,503,098.30</b>

UN/PD		No. of	
Rank	Group of Goods/Services	PO's	Value (USD)
1	Transportation and Storage and Mail Services	2,532	860,067,018.41
2	Fuels and Fuel Additives and Lubricants and Anti corrosive Materials	612	521,191,405.87
3	Management and Business Professionals and Administrative Services	1,760	299,196,375.56
4	Building and Facility Construction and Maintenance Services	1,704	242,233,997.83
5	Food and Beverage Products	321	224,543,658.11
6	Engineering and Research and Technology Based Services	1,769	221,881,891.63
7	Information Technology Broadcasting and Telecommunications	2,036	111,700,348.39
8	Motor Vehicles and Parts, Accessories and Components, incl. other Transport Equipment	942	63,358,029.53
9	Public Utilities and Public Sector Related Services	727	46,205,628.39
10	Industrial Cleaning Services	459	37,246,684.63
<b>Total number of orders &amp; contracts raised during 2013:</b>		<b>20,199</b>	<b>2,627,625,038.35</b>

UNRWA		No. of	
Rank	Group of Goods/Services	PO's	Value (USD)
1	Food and Beverage Products	358	94,307,264.99
2	Building and Facility Construction and Maintenance Services	558	75,878,931.67
3	Live Plant and Animal Material and Accessories and Supplies	104	13,442,097.66
4	Financial and Insurance Services	61	12,741,457.44
5	Engineering and Research and Technology Based Services	273	12,242,851.45
6	Pharmaceuticals incl. Contraceptives and Vaccines	384	8,106,617.60
7	Fuels and Fuel Additives and Lubricants and Anti corrosive Materials	421	6,827,801.06
8	Material Handling and Conditioning and Storage Machinery and their Accessories and Supplies	319	6,639,373.73
9	Information Technology Broadcasting and Telecommunications	770	6,068,776.94
10	Motor Vehicles and Parts, Accessories and Components, incl. other Transport Equipment	164	5,339,830.72
<b>Total number of orders &amp; contracts raised during 2013:</b>		<b>8,480</b>	<b>241,595,003.26</b>

UNU		No. of	
Rank	Group of Goods/Services	PO's	Value (USD)
1	Transportation and Storage and Mail Services	920	3,140,090.90
2	Security and Safety Services and Public Order	23	1,505,091.69
3	Public Utilities and Public Sector Related Services	17	960,091.22
4	Management and Business Professionals and Administrative Services	43	759,262.06
5	Information Technology Broadcasting and Telecommunications	49	645,442.11
6	Education and Training Services	42	563,045.87
7	Engineering and Research and Technology Based Services	49	542,516.30
8	Building and Facility Construction and Maintenance Services	27	524,594.48
9	Editorial and Design and Graphic and Fine Art Services	54	513,140.33
10	Published Products	20	169,052.36
<b>Total number of orders &amp; contracts raised during 2013:</b>		<b>1,279</b>	<b>9,322,327.32</b>

## UN Agency

UNV Rank	Group of Goods/Services	No. of PO's	Value (USD)
1	Financial and Insurance Services	3	6,292,395.66
2	Management and Business Professionals and Administrative Services	40	2,597,588.60
3	Transportation and Storage and Mail Services	788	1,275,542.03
4	Building and Facility Construction and Maintenance Services	4	777,246.11
5	Humanitarian Aid, Mine Action and Rural Development Services	4	666,713.75
6	Travel and Food and Lodging and Entertainment Services	102	443,198.76
7	Engineering and Research and Technology Based Services	32	362,125.97
8	Public Utilities and Public Sector Related Services	10	305,872.07
9	Information Technology Broadcasting and Telecommunications	17	165,209.78
10	Editorial and Design and Graphic and Fine Art Services	27	142,301.34
<b>Total number of orders &amp; contracts raised during 2013:</b>		<b>1,054</b>	<b>13,028,194.07</b>

UNWOMEN Rank	Group of Goods/Services	No. of PO's	Value (USD)
1	Management and Business Professionals and Administrative Services	4,254	48,247,910.87
2	Travel and Food and Lodging and Entertainment Services	965	5,790,960.52
3	Transportation and Storage and Mail Services	2,095	5,610,638.01
4	Editorial and Design and Graphic and Fine Art Services	655	3,144,452.78
5	Engineering and Research and Technology Based Services	190	2,262,781.71
6	Information Technology Broadcasting and Telecommunications	365	2,195,593.83
7	Motor Vehicles and Parts, Accessories and Components, incl. other Transport Equipment	62	1,292,820.05
8	Humanitarian Aid, Mine Action and Rural Development Services	98	1,199,713.51
9	Structures and Building and Construction and Manufacturing Components and Supplies	10	1,016,554.97
10	Furniture and Furnishings	147	940,661.47
<b>Total number of orders &amp; contracts raised during 2013:</b>		<b>9,880</b>	<b>71,702,087.72</b>

UPU Rank	Group of Goods/Services	No. of PO's	Value (USD)
1	Information Technology Broadcasting and Telecommunications	34	2,078,496.81
2	Distribution and Conditioning Systems and Equipment and Components	2	212,575.89
3	Electrical Systems and Lighting and Components and Accessories and Supplies	2	190,189.54
4	Motor Vehicles and Parts, Accessories and Components, incl. other Transport Equipment	1	136,329.60
5	Fuels and Fuel Additives and Lubricants and Anti corrosive Materials	2	135,032.32
6	Structures and Building and Construction and Manufacturing Components and Supplies	3	122,427.02
7	Electronic Components and Supplies	1	66,715.52
8	Security, Safety and Law Enforcement Equipment, incl. Demining Equipment	1	36,347.20
9	Office Equipment and Accessories and Supplies	1	9,008.62
10	Furniture and Furnishings	2	1,537.94
<b>Total number of orders &amp; contracts raised during 2013:</b>		<b>51</b>	<b>2,988,660.46</b>

WFP Rank	Group of Goods/Services	No. of PO's	Value (USD)
1	Food and Beverage Products		1,160,769,058.00
2	Transportation and Storage and Mail Services		923,285,664.00
3	Management and Business Professionals and Administrative Services		223,041,147.00
4	Public Utilities and Public Sector Related Services		65,328,978.00
5	Building and Facility Construction and Maintenance Services		54,354,703.00
6	Security and Safety Services and Public Order		22,908,374.00
7	Education and Training Services		12,043,002.00
8	Engineering and Research and Technology Based Services		9,969,645.00
9	Editorial and Design and Graphic and Fine Art Services		2,194,272.00
10	Financial and Insurance Services		1,776,068.00
<b>Total number of orders &amp; contracts raised during 2013:</b>			<b>2,475,670,911.00</b>

WHO Rank	Group of Goods/Services	No. of PO's	Value (USD)
1	Healthcare Services	14,264	396,892,569.71
2	Pharmaceuticals incl. Contraceptives and Vaccines	1,315	79,785,232.10
3	Management and Business Professionals and Administrative Services	3,345	55,003,666.75
4	Building and Facility Construction and Maintenance Services	1,179	44,425,411.71
5	Information Technology Broadcasting and Telecommunications	3,623	34,321,103.75
6	Laboratory and Measuring and Observing and Testing Equipment	2,547	31,369,661.31
7	Medical Equipment and Accessories and Supplies	990	22,661,571.73
8	Motor Vehicles and Parts, Accessories and Components, incl. other Transport Equipment	384	20,630,091.99
9	Engineering and Research and Technology Based Services	1,485	17,574,506.00
10	Travel and Food and Lodging and Entertainment Services	1,594	14,170,785.99
<b>Total number of orders &amp; contracts raised during 2013:</b>		<b>37,959</b>	<b>716,834,601.04</b>

## UN Agency

WIPO		No. of	
Rank	Group of Goods/Services	PO's	Value (USD)
1	Building and Facility Construction and Maintenance Services	441	35,494,085.21
2	Editorial and Design and Graphic and Fine Art Services	485	34,283,837.46
3	Engineering and Research and Technology Based Services	436	27,123,900.17
4	Travel and Food and Lodging and Entertainment Services	5,858	16,863,986.57
5	Management and Business Professionals and Administrative Services	488	11,270,366.27
6	Security and Safety Services and Public Order	73	4,314,969.26
7	Public Utilities and Public Sector Related Services	91	3,842,436.93
8	Transportation and Storage and Mail Services	69	2,799,203.93
9	Information Technology Broadcasting and Telecommunications	214	2,393,396.23
10	Industrial Cleaning Services	70	2,220,595.68
<b>Total number of orders &amp; contracts raised during 2013:</b>		<b>9,272</b>	<b>140,606,777.71</b>

WMO		No. of	
Rank	Group of Goods/Services	PO's	Value (USD)
1	Engineering and Research and Technology Based Services	57	1,995,597.38
2	Building and Facility Construction and Maintenance Services	55	987,222.59
3	Management and Business Professionals and Administrative Services	45	712,840.00
4	Security and Safety Services and Public Order	13	533,986.33
5	Editorial and Design and Graphic and Fine Art Services	29	296,366.21
6	Financial and Insurance Services	11	288,060.67
7	Information Technology Broadcasting and Telecommunications	45	192,488.47
8	Travel and Food and Lodging and Entertainment Services	17	167,207.16
9	Laboratory and Measuring and Observing and Testing Equipment	6	121,615.30
10	Transportation and Storage and Mail Services	8	62,747.30
<b>Total number of orders &amp; contracts raised during 2013:</b>		<b>345</b>	<b>5,358,131.41</b>

WTO		No. of	
Rank	Group of Goods/Services	PO's	Value (USD)
1	Financial and Insurance Services	3	1,158,508.82
2	Travel and Food and Lodging and Entertainment Services	7	776,990.01
3	Management and Business Professionals and Administrative Services	18	317,557.43
4	Industrial Cleaning Services	3	260,434.36
5	Engineering and Research and Technology Based Services	9	209,605.72
6	Editorial and Design and Graphic and Fine Art Services	5	168,022.45
7	Public Utilities and Public Sector Related Services	5	157,965.02
8	Building and Facility Construction and Maintenance Services	1	126,519.74
9	Transportation and Storage and Mail Services	3	100,880.69
10	Paper Materials and Products	3	49,263.31
<b>Total number of orders &amp; contracts raised during 2013:</b>		<b>67</b>	<b>3,325,747.55</b>



## Share of UN organization for each procurement category

Goods & Services procured by UN organization	TOTAL	ECLAC		ESCWA		FAO		IAEA	
	USD 1000	USD 1000	% of total	USD 1000	% of total	USD 1000	% of total	USD 1000	% of total
<b>GOODS</b>									
Apparel and Luggage and Personal Care Products	174,470	79.3	0.0%	48.5	0.0%	207.8	0.1%	0.0	0.0%
Building and Construction Machinery and Accessories	7,267	0.0	0.0%	0.0	0.0%	5.3	0.1%	0.0	0.0%
Chemicals including Bio Chemicals and Gas Materials	4,335	10.4	0.2%	0.0	0.0%	45.5	1.0%	1,209.1	27.9%
Cleaning Equipment and Supplies	7,130	25.1	0.4%	0.0	0.0%	379.4	5.3%	0.0	0.0%
Distribution and Conditioning Systems and Equipment and Components	24,666	1.4	0.0%	6.1	0.0%	2,726.1	11.1%	349.8	1.4%
Domestic Appliances and Supplies and Consumer Electronic Products	149,575	118.4	0.1%	90.9	0.1%	1,608.6	1.1%	0.0	0.0%
Educational Equipment, Materials and Supplies, incl. Books, Publications, Musical Instruments and Toys	73,475	0.1	0.0%	0.0	0.0%	60.0	0.1%	0.0	0.0%
Electrical Systems and Lighting and Components and Accessories and Supplies	23,495	294.3	1.3%	5.1	0.0%	879.8	3.7%	0.0	0.0%
Electronic Components and Supplies	4,359	73.6	1.7%	0.0	0.0%	6.2	0.1%	1,517.0	34.8%
Farming and Fishing and Forestry and Wildlife Machinery and Accessories	19,807	0.0	0.0%	0.0	0.0%	11,132.1	56.2%	466.8	2.4%
Food and Beverage Products	1,495,536	28.5	0.0%	8.7	0.0%	66.3	0.0%	0.0	0.0%
Fuels and Fuel Additives and Lubricants and Anti corrosive Materials	587,843	0.0	0.0%	20.8	0.0%	2,227.7	0.4%	0.0	0.0%
Furniture and Furnishings	61,928	241.2	0.4%	103.6	0.2%	1,171.7	1.9%	361.4	0.6%
Industrial Manufacturing and Processing Machinery and Accessories	12,839	22.1	0.2%	0.0	0.0%	702.3	5.5%	5.0	0.0%
Information Technology Broadcasting and Telecommunications	393,346	1,131.9	0.3%	804.8	0.2%	11,994.3	3.0%	17,058.8	4.3%
Laboratory and Measuring and Observing and Testing Equipment	128,207	3.4	0.0%	0.0	0.0%	5,503.2	4.3%	38,758.2	30.2%
Live Plant and Animal Material and Accessories and Supplies	88,706	7.2	0.0%	0.0	0.0%	51,509.8	58.1%	24.4	0.0%
Manufacturing Components and Supplies	8,344	93.9	1.1%	4.5	0.1%	298.4	3.6%	0.0	0.0%
Material Handling and Conditioning and Storage Machinery and their Accessories and Supplies	81,776	395.8	0.5%	47.2	0.1%	2,867.2	3.5%	141.4	0.2%
Medical Equipment and Accessories and Supplies	575,756	36.1	0.0%	0.4	0.0%	7,502.1	1.3%	4,471.6	0.8%
Mineral and Textile and Inedible Plant and Animal Materials	15,925	58.9	0.4%	14.3	0.1%	182.2	1.1%	0.0	0.0%
Mining and Well Drilling Machinery and Accessories	2,978	0.0	0.0%	0.0	0.0%	0.0	0.0%	0.0	0.0%
Motor Vehicles and Parts, Accessories and Components, incl. other Transport Equipment	369,432	26.7	0.0%	49.6	0.0%	16,417.3	4.4%	407.3	0.1%
Office Equipment and Accessories and Supplies	81,118	32.2	0.0%	3.1	0.0%	2,441.3	3.0%	76.6	0.1%
Paper Materials and Products	14,440	248.1	1.7%	79.9	0.6%	83.7	0.6%	413.0	2.9%
Pharmaceuticals incl. Contraceptives and Vaccines	2,389,173	9.1	0.0%	8.5	0.0%	1,452.4	0.1%	130.4	0.0%
Power Generation and Distribution Machinery and Accessories	57,336	65.1	0.1%	3.0	0.0%	2,088.6	3.6%	7,727.9	13.5%
Printing and Photographic and Audio and Visual Equipment and Supplies	29,389	274.6	0.9%	26.6	0.1%	985.0	3.4%	3,977.3	13.5%
Published Products	70,255	60.7	0.1%	1.9	0.0%	1,446.7	2.1%	1,323.7	1.9%
Resin and Rosin and Rubber and Foam and Film and Elastomeric Materials	472	0.0	0.0%	0.0	0.0%	76.8	16.3%	0.0	0.0%
Security, Safety and Law Enforcement Equipment, incl. Demining Equipment	47,109	116.0	0.2%	81.3	0.2%	1,282.7	2.7%	483.3	1.0%
Service Industry Machinery and Equipment and Supplies	4,664	5.3	0.1%	0.0	0.0%	285.3	6.1%	0.0	0.0%
Shelter Equipment and Supplies, incl. Tents, Blankets, Mosquito Nets and Other items	101,102	11.3	0.0%	0.0	0.0%	118.6	0.1%	0.0	0.0%
Structures and Building and Construction and Manufacturing Components and Supplies	143,632	105.1	0.1%	42.7	0.0%	4,508.0	3.1%	0.0	0.0%
Timepieces and Jewelry and Gemstone Products	81	0.0	0.0%	0.0	0.0%	0.4	0.6%	0.0	0.0%
Tools and General Machinery	66,869	47.4	0.1%	0.0	0.0%	4,729.9	7.1%	0.0	0.0%
Other Goods	316,942	0.0	0.0%	0.0	0.0%	0.0	0.0%	1,717.9	0.5%
<b>Total Goods</b>	<b>7,633,777</b>	<b>3,623.1</b>	<b>0.0%</b>	<b>1,451.5</b>	<b>0.0%</b>	<b>136,992.9</b>	<b>1.8%</b>	<b>80,621.1</b>	<b>1.1%</b>

Goods & Services procured by UN organization	TOTAL	ECLAC		ESCWA		FAO		IAEA	
	USD 1000	USD 1000	% of total	USD 1000	% of total	USD 1000	% of total	USD 1000	% of total
<b>SERVICES</b>									
Building and Facility Construction and Maintenance Services	932,379	1,097.3	0.1%	418.7	0.0%	34,290.4	3.7%	21,325.9	2.3%
Editorial and Design and Graphic and Fine Art Services	144,040	369.1	0.3%	92.1	0.1%	8,062.9	5.6%	1,369.5	1.0%
Education and Training Services	118,920	61.6	0.1%	87.4	0.1%	8,051.5	6.8%	1,725.6	1.5%
Engineering and Research and Technology Based Services	695,079	696.9	0.1%	0.0	0.0%	14,038.0	2.0%	41,092.9	5.9%
Environmental Services	42,499	0.9	0.0%	0.0	0.0%	2,869.8	6.8%	70.0	0.2%
Farming and Fishing and Forestry and Wildlife Contracting Services	26,636	0.0	0.0%	0.0	0.0%	10,371.5	38.9%	0.0	0.0%
Financial and Insurance Services	151,401	31.3	0.0%	6.1	0.0%	2,568.8	1.7%	1,156.9	0.8%
Healthcare Services	437,450	0.0	0.0%	11.4	0.0%	203.0	0.0%	0.0	0.0%
Humanitarian Aid, Mine Action and Rural Development Services	171,090	23.3	0.0%	0.0	0.0%	2,609.3	1.5%	39,909.7	23.3%
Industrial Cleaning Services	64,919	556.1	0.9%	399.3	0.6%	5,175.1	8.0%	3,753.4	5.8%
Industrial Production and Manufacturing Services	22,069	33.0	0.1%	0.0	0.0%	70.6	0.3%	0.0	0.0%
Land and Buildings and Structures and Thoroughfares	38,138	13.2	0.0%	0.0	0.0%	1,605.4	4.2%	0.0	0.0%
Management and Business Professionals and Administrative Services	1,586,941	889.8	0.1%	33.5	0.0%	6,923.7	0.4%	4,627.0	0.3%
Mining and oil and gas services	2,038	0.0	0.0%	0.0	0.0%	0.0	0.0%	0.0	0.0%
Organizations and Clubs	1,270	0.0	0.0%	0.0	0.0%	8.8	0.7%	0.0	0.0%
Personal and Domestic Services	993	4.3	0.4%	0.0	0.0%	36.0	3.6%	0.0	0.0%
Public Utilities and Public Sector Related Services	209,336	119.0	0.1%	0.0	0.0%	8,138.6	3.9%	0.0	0.0%
Security and Safety Services and Public Order	218,799	72.6	0.0%	2.5	0.0%	1,190.9	0.5%	0.0	0.0%
Transportation and Storage and Mail Services	2,222,760	43.6	0.0%	60.4	0.0%	43,931.9	2.0%	1,184.3	0.1%
Travel and Food and Lodging and Entertainment Services	187,902	342.8	0.2%	34.0	0.0%	32,982.7	17.6%	13,415.4	7.1%
Other Services	1,174,999	527.7	0.0%	0.0	0.0%	0.0	0.0%	55.0	0.0%
<b>Total Services</b>	<b>8,449,657</b>	<b>4,882.8</b>	<b>0.1%</b>	<b>1,145.4</b>	<b>0.0%</b>	<b>183,128.9</b>	<b>2.2%</b>	<b>129,685.8</b>	<b>1.5%</b>
<b>Total procurement volume by organization</b>	<b>16,083,434</b>	<b>8,505.9</b>	<b>0.1%</b>	<b>2,596.9</b>	<b>0.0%</b>	<b>320,121.8</b>	<b>2.0%</b>	<b>210,306.8</b>	<b>1.3%</b>

\* "Other Goods" and "Other Services" summarize procurement for which the category is unknown.

Goods & Services procured by UN organization	TOTAL	IFAD		ILO		ITC		ITU	
	USD 1000	USD 1000	% of total	USD 1000	% of total	USD 1000	% of total	USD 1000	% of total
<b>GOODS</b>									
Apparel and Luggage and Personal Care Products	174,470	4.7	0.0%	5.1	0.0%	0.0	0.0%	3.8	0.0%
Building and Construction Machinery and Accessories	7,267	0.0	0.0%	0.0	0.0%	0.0	0.0%	0.0	0.0%
Chemicals including Bio Chemicals and Gas Materials	4,335	0.0	0.0%	0.0	0.0%	0.0	0.0%	0.0	0.0%
Cleaning Equipment and Supplies	7,130	14.9	0.2%	0.0	0.0%	0.0	0.0%	0.0	0.0%
Distribution and Conditioning Systems and Equipment and Components	24,666	0.0	0.0%	1.1	0.0%	0.4	0.0%	0.0	0.0%
Domestic Appliances and Supplies and Consumer Electronic Products	149,575	343.4	0.2%	49.5	0.0%	34.4	0.0%	0.0	0.0%
Educational Equipment, Materials and Supplies, incl. Books, Publications, Musical Instruments and Toys	73,475	0.4	0.0%	33.9	0.0%	39.5	0.1%	0.0	0.0%
Electrical Systems and Lighting and Components and Accessories and Supplies	23,495	15.9	0.1%	0.0	0.0%	0.0	0.0%	0.0	0.0%
Electronic Components and Supplies	4,359	8.3	0.2%	3.8	0.1%	0.0	0.0%	0.0	0.0%
Farming and Fishing and Forestry and Wildlife Machinery and Accessories	19,807	0.0	0.0%	0.0	0.0%	251.7	1.3%	0.0	0.0%
Food and Beverage Products	1,495,536	0.0	0.0%	0.0	0.0%	0.0	0.0%	0.0	0.0%
Fuels and Fuel Additives and Lubricants and Anti corrosive Materials	587,843	0.0	0.0%	7.8	0.0%	11.4	0.0%	0.0	0.0%
Furniture and Furnishings	61,928	121.7	0.2%	1,334.2	2.2%	170.6	0.3%	111.0	0.2%
Industrial Manufacturing and Processing Machinery and Accessories	12,839	0.0	0.0%	0.0	0.0%	0.0	0.0%	0.0	0.0%
Information Technology Broadcasting and Telecommunications	393,346	1,324.1	0.3%	5,382.9	1.4%	928.9	0.2%	1,093.1	0.3%
Laboratory and Measuring and Observing and Testing Equipment	128,207	0.0	0.0%	197.0	0.2%	0.0	0.0%	0.0	0.0%
Live Plant and Animal Material and Accessories and Supplies	88,706	0.0	0.0%	76.4	0.1%	0.0	0.0%	0.0	0.0%
Manufacturing Components and Supplies	8,344	0.0	0.0%	8.2	0.1%	0.0	0.0%	0.0	0.0%
Material Handling and Conditioning and Storage Machinery and their Accessories and Supplies	81,776	2.0	0.0%	10.5	0.0%	0.0	0.0%	40.9	0.1%
Medical Equipment and Accessories and Supplies	575,756	0.0	0.0%	0.0	0.0%	0.0	0.0%	0.0	0.0%
Mineral and Textile and Inedible Plant and Animal Materials	15,925	0.0	0.0%	44.4	0.3%	0.0	0.0%	0.0	0.0%
Mining and Well Drilling Machinery and Accessories	2,978	0.0	0.0%	0.0	0.0%	0.0	0.0%	0.0	0.0%
Motor Vehicles and Parts, Accessories and Components, incl. other Transport Equipment	369,432	0.0	0.0%	1,461.5	0.4%	67.4	0.0%	0.0	0.0%
Office Equipment and Accessories and Supplies	81,118	129.1	0.2%	562.2	0.7%	124.8	0.2%	146.5	0.2%
Paper Materials and Products	14,440	9.0	0.1%	577.6	4.0%	40.0	0.3%	171.2	1.2%
Pharmaceuticals incl. Contraceptives and Vaccines	2,389,173	0.0	0.0%	0.0	0.0%	0.0	0.0%	0.0	0.0%
Power Generation and Distribution Machinery and Accessories	57,336	0.0	0.0%	5.6	0.0%	0.0	0.0%	0.0	0.0%
Printing and Photographic and Audio and Visual Equipment and Supplies	29,389	56.9	0.2%	26.9	0.1%	38.2	0.1%	0.0	0.0%
Published Products	70,255	172.2	0.2%	657.2	0.9%	100.0	0.1%	0.0	0.0%
Resin and Rosin and Rubber and Foam and Film and Elastomeric Materials	472	0.0	0.0%	25.4	5.4%	0.0	0.0%	0.0	0.0%
Security, Safety and Law Enforcement Equipment, incl. Demining Equipment	47,109	70.2	0.1%	318.1	0.7%	30.7	0.1%	0.0	0.0%
Service Industry Machinery and Equipment and Supplies	4,664	0.0	0.0%	1.4	0.0%	0.0	0.0%	0.0	0.0%
Shelter Equipment and Supplies, incl. Tents, Blankets, Mosquito Nets and Other items	101,102	2.4	0.0%	0.0	0.0%	17.6	0.0%	0.0	0.0%
Structures and Building and Construction and Manufacturing Components and Supplies	143,632	0.0	0.0%	10.6	0.0%	0.0	0.0%	539.9	0.4%
Timepieces and Jewelry and Gemstone Products	81	0.0	0.0%	2.9	3.6%	0.0	0.0%	0.0	0.0%
Tools and General Machinery	66,869	0.0	0.0%	11.5	0.0%	0.0	0.0%	0.0	0.0%
Other Goods	316,942	0.0	0.0%	0.0	0.0%	0.0	0.0%	2,608.3	0.8%
<b>Total Goods</b>	<b>7,633,777</b>	<b>2,275.4</b>	<b>0.0%</b>	<b>10,815.6</b>	<b>0.1%</b>	<b>1,855.6</b>	<b>0.0%</b>	<b>4,714.7</b>	<b>0.1%</b>

Goods & Services procured by UN organization	TOTAL	IFAD		ILO		ITC		ITU	
	USD 1000	USD 1000	% of total	USD 1000	% of total	USD 1000	% of total	USD 1000	% of total
<b>SERVICES</b>									
Building and Facility Construction and Maintenance Services	932,379	618.8	0.1%	19,613.2	2.1%	34.3	0.0%	1,641.6	0.2%
Editorial and Design and Graphic and Fine Art Services	144,040	718.5	0.5%	4,816.2	3.3%	311.8	0.2%	379.4	0.3%
Education and Training Services	118,920	1,592.7	1.3%	20,203.5	17.0%	123.2	0.1%	630.0	0.5%
Engineering and Research and Technology Based Services	695,079	6,810.7	1.0%	22,596.2	3.3%	1,528.0	0.2%	3,219.5	0.5%
Environmental Services	42,499	9.3	0.0%	40.0	0.1%	0.0	0.0%	0.0	0.0%
Farming and Fishing and Forestry and Wildlife Contracting Services	26,636	4.7	0.0%	122.0	0.5%	0.0	0.0%	0.0	0.0%
Financial and Insurance Services	151,401	5,975.8	3.9%	2,904.5	1.9%	28.9	0.0%	18,360.6	12.1%
Healthcare Services	437,450	269.6	0.1%	0.0	0.0%	14.0	0.0%	0.0	0.0%
Humanitarian Aid, Mine Action and Rural Development Services	171,090	7,462.7	4.4%	18,133.1	10.6%	189.2	0.1%	0.0	0.0%
Industrial Cleaning Services	64,919	1,295.9	2.0%	599.3	0.9%	294.4	0.5%	991.2	1.5%
Industrial Production and Manufacturing Services	22,069	6.3	0.0%	0.0	0.0%	99.0	0.4%	0.0	0.0%
Land and Buildings and Structures and Thoroughfares	38,138	21.7	0.1%	0.0	0.0%	0.0	0.0%	0.0	0.0%
Management and Business Professionals and Administrative Services	1,586,941	14,402.1	0.9%	24,229.9	1.5%	2,890.7	0.2%	1,432.9	0.1%
Mining and oil and gas services	2,038	0.0	0.0%	0.0	0.0%	0.0	0.0%	0.0	0.0%
Organizations and Clubs	1,270	0.0	0.0%	0.0	0.0%	0.0	0.0%	0.0	0.0%
Personal and Domestic Services	993	3.3	0.3%	0.0	0.0%	1.6	0.2%	6.1	0.6%
Public Utilities and Public Sector Related Services	209,336	1,182.8	0.6%	1,990.2	1.0%	482.5	0.2%	1,055.2	0.5%
Security and Safety Services and Public Order	218,799	968.6	0.4%	839.8	0.4%	5.6	0.0%	0.0	0.0%
Transportation and Storage and Mail Services	2,222,760	501.8	0.0%	14,329.1	0.6%	19.6	0.0%	1,391.9	0.1%
Travel and Food and Lodging and Entertainment Services	187,902	1,472.5	0.8%	249.5	0.1%	4,812.0	2.6%	1,951.7	1.0%
Other Services	1,174,999	0.0	0.0%	0.0	0.0%	0.0	0.0%	18,811.1	1.6%
<b>Total Services</b>	<b>8,449,657</b>	<b>43,317.8</b>	<b>0.5%</b>	<b>130,666.6</b>	<b>1.5%</b>	<b>10,834.8</b>	<b>0.1%</b>	<b>49,871.2</b>	<b>0.6%</b>
<b>Total procurement volume by organization</b>	<b>16,083,434</b>	<b>45,593.2</b>	<b>0.3%</b>	<b>141,482.2</b>	<b>0.9%</b>	<b>12,690.4</b>	<b>0.1%</b>	<b>54,585.9</b>	<b>0.3%</b>

\* "Other Goods" and "Other Services" summarize procurement for which the category is unknown.



Goods & Services procured by UN organization	TOTAL	OPCW		PAHO		UNAIDS		UNDP HQ	
	USD 1000	USD 1000	% of total	USD 1000	% of total	USD 1000	% of total	USD 1000	% of total
<b>GOODS</b>									
Apparel and Luggage and Personal Care Products	174,470	39.3	0.0%	110.9	0.1%	0.0	0.0%	1,118.5	0.6%
Building and Construction Machinery and Accessories	7,267	0.0	0.0%	0.0	0.0%	0.0	0.0%	593.9	8.2%
Chemicals including Bio Chemicals and Gas Materials	4,335	7.4	0.2%	0.0	0.0%	0.0	0.0%	432.2	10.0%
Cleaning Equipment and Supplies	7,130	27.6	0.4%	0.0	0.0%	0.0	0.0%	312.7	4.4%
Distribution and Conditioning Systems and Equipment and Components	24,666	20.0	0.1%	0.0	0.0%	29.7	0.1%	3,789.6	15.4%
Domestic Appliances and Supplies and Consumer Electronic Products	149,575	45.8	0.0%	0.0	0.0%	0.0	0.0%	2,898.1	1.9%
Educational Equipment, Materials and Supplies, incl. Books, Publications, Musical Instruments and Toys	73,475	34.0	0.0%	50.7	0.1%	0.0	0.0%	11,841.9	16.1%
Electrical Systems and Lighting and Components and Accessories and Supplies	23,495	11.7	0.0%	0.2	0.0%	0.0	0.0%	2,064.1	8.8%
Electronic Components and Supplies	4,359	0.0	0.0%	0.3	0.0%	0.0	0.0%	541.6	12.4%
Farming and Fishing and Forestry and Wildlife Machinery and Accessories	19,807	0.0	0.0%	0.0	0.0%	0.0	0.0%	4,598.3	23.2%
Food and Beverage Products	1,495,536	16.5	0.0%	0.0	0.0%	0.0	0.0%	1,449.2	0.1%
Fuels and Fuel Additives and Lubricants and Anti corrosive Materials	587,843	3.2	0.0%	0.0	0.0%	0.0	0.0%	9,172.4	1.6%
Furniture and Furnishings	61,928	19.9	0.0%	0.0	0.0%	0.0	0.0%	15,853.5	25.6%
Industrial Manufacturing and Processing Machinery and Accessories	12,839	0.0	0.0%	173.0	1.3%	0.0	0.0%	4,638.1	36.1%
Information Technology Broadcasting and Telecommunications	393,346	615.6	0.2%	8,692.5	2.2%	1,765.0	0.4%	47,697.4	12.1%
Laboratory and Measuring and Observing and Testing Equipment	128,207	1,396.5	1.1%	12,574.8	9.8%	0.0	0.0%	11,908.7	9.3%
Live Plant and Animal Material and Accessories and Supplies	88,706	0.0	0.0%	966.1	1.1%	0.0	0.0%	3,451.2	3.9%
Manufacturing Components and Supplies	8,344	1.6	0.0%	37.9	0.5%	0.0	0.0%	0.0	0.0%
Material Handling and Conditioning and Storage Machinery and their Accessories and Supplies	81,776	24.2	0.0%	49.6	0.1%	0.0	0.0%	31,304.8	38.3%
Medical Equipment and Accessories and Supplies	575,756	21.4	0.0%	9,628.7	1.7%	0.0	0.0%	49,446.9	8.6%
Mineral and Textile and Inedible Plant and Animal Materials	15,925	0.0	0.0%	8.9	0.1%	0.0	0.0%	305.5	1.9%
Mining and Well Drilling Machinery and Accessories	2,978	0.0	0.0%	0.0	0.0%	0.0	0.0%	679.6	22.8%
Motor Vehicles and Parts, Accessories and Components, incl. other Transport Equipment	369,432	70.4	0.0%	103.6	0.0%	585.4	0.2%	34,756.8	9.4%
Office Equipment and Accessories and Supplies	81,118	17.1	0.0%	43.6	0.1%	2,196.4	2.7%	4,470.6	5.5%
Paper Materials and Products	14,440	6.8	0.0%	2,365.4	16.4%	0.0	0.0%	1,562.0	10.8%
Pharmaceuticals incl. Contraceptives and Vaccines	2,389,173	0.0	0.0%	521,409.5	21.8%	26.8	0.0%	142,816.3	6.0%
Power Generation and Distribution Machinery and Accessories	57,336	84.6	0.1%	52.7	0.1%	22.5	0.0%	12,629.8	22.0%
Printing and Photographic and Audio and Visual Equipment and Supplies	29,389	55.6	0.2%	430.1	1.5%	0.0	0.0%	15,783.8	53.7%
Published Products	70,255	54.7	0.1%	82.5	0.1%	418.6	0.6%	2,601.4	3.7%
Resin and Rosin and Rubber and Foam and Film and Elastomeric Materials	472	0.0	0.0%	0.0	0.0%	0.0	0.0%	0.0	0.0%
Security, Safety and Law Enforcement Equipment, incl. Demining Equipment	47,109	2,006.4	4.3%	0.0	0.0%	0.0	0.0%	11,255.5	23.9%
Service Industry Machinery and Equipment and Supplies	4,664	0.0	0.0%	0.0	0.0%	0.0	0.0%	1,535.5	32.9%
Shelter Equipment and Supplies, incl. Tents, Blankets, Mosquito Nets and Other items	101,102	32.9	0.0%	0.0	0.0%	0.0	0.0%	35,087.7	34.7%
Structures and Building and Construction and Manufacturing Components and Supplies	143,632	15.3	0.0%	19.8	0.0%	0.0	0.0%	31,592.7	22.0%
Timepieces and Jewelry and Gemstone Products	81	0.0	0.0%	0.0	0.0%	0.0	0.0%	1.1	1.4%
Tools and General Machinery	66,869	0.0	0.0%	413.0	0.6%	0.0	0.0%	2,937.6	4.4%
Other Goods	316,942	0.0	0.0%	0.0	0.0%	0.0	0.0%	310,039.0	97.8%
<b>Total Goods</b>	<b>7,633,777</b>	<b>4,628.4</b>	<b>0.1%</b>	<b>557,214.0</b>	<b>7.3%</b>	<b>5,044.4</b>	<b>0.1%</b>	<b>811,167.7</b>	<b>10.6%</b>

Goods & Services procured by UN organization	TOTAL	OPCW		PAHO		UNAIDS		UNDP HQ	
	USD 1000	USD 1000	% of total	USD 1000	% of total	USD 1000	% of total	USD 1000	% of total
<b>SERVICES</b>									
Building and Facility Construction and Maintenance Services	932,379	349.3	0.0%	265.4	0.0%	4,769.4	0.5%	31,787.3	3.4%
Editorial and Design and Graphic and Fine Art Services	144,040	43.3	0.0%	192.7	0.1%	862.1	0.6%	29,915.5	20.8%
Education and Training Services	118,920	850.7	0.7%	70.9	0.1%	0.0	0.0%	18,379.9	15.5%
Engineering and Research and Technology Based Services	695,079	888.6	0.1%	3,231.9	0.5%	1,466.2	0.2%	134,373.4	19.3%
Environmental Services	42,499	33.6	0.1%	0.0	0.0%	0.0	0.0%	13,211.2	31.1%
Farming and Fishing and Forestry and Wildlife Contracting Services	26,636	0.0	0.0%	0.0	0.0%	0.0	0.0%	4,465.1	16.8%
Financial and Insurance Services	151,401	3,329.5	2.2%	0.0	0.0%	0.0	0.0%	14,749.4	9.7%
Healthcare Services	437,450	0.2	0.0%	36.7	0.0%	17,704.6	4.0%	5,954.1	1.4%
Humanitarian Aid, Mine Action and Rural Development Services	171,090	14.7	0.0%	76.5	0.0%	0.0	0.0%	31,177.8	18.2%
Industrial Cleaning Services	64,919	108.1	0.2%	4.5	0.0%	0.0	0.0%	433.0	0.7%
Industrial Production and Manufacturing Services	22,069	21.2	0.1%	111.2	0.5%	0.0	0.0%	6,946.7	31.5%
Land and Buildings and Structures and Thoroughfares	38,138	40.8	0.1%	40.2	0.1%	0.0	0.0%	0.0	0.0%
Management and Business Professionals and Administrative Services	1,586,941	3,951.8	0.2%	2,116.6	0.1%	5,820.9	0.4%	298,658.3	18.8%
Mining and oil and gas services	2,038	0.0	0.0%	228.0	11.2%	0.0	0.0%	0.0	0.0%
Organizations and Clubs	1,270	0.0	0.0%	0.0	0.0%	0.0	0.0%	471.7	37.2%
Personal and Domestic Services	993	0.0	0.0%	0.0	0.0%	0.0	0.0%	0.0	0.0%
Public Utilities and Public Sector Related Services	209,336	575.7	0.3%	0.0	0.0%	515.1	0.2%	36,932.3	17.6%
Security and Safety Services and Public Order	218,799	51.6	0.0%	0.0	0.0%	0.0	0.0%	11,196.1	5.1%
Transportation and Storage and Mail Services	2,222,760	6,042.1	0.3%	21,113.3	0.9%	135.6	0.0%	29,641.8	1.3%
Travel and Food and Lodging and Entertainment Services	187,902	462.2	0.2%	283.8	0.2%	1,898.5	1.0%	12,517.5	6.7%
Other Services	1,174,999	0.0	0.0%	0.0	0.0%	0.0	0.0%	1,136,906.6	96.8%
<b>Total Services</b>	<b>8,449,657</b>	<b>16,763.2</b>	<b>0.2%</b>	<b>27,771.6</b>	<b>0.3%</b>	<b>33,172.4</b>	<b>0.4%</b>	<b>1,817,717.7</b>	<b>21.5%</b>
<b>Total procurement volume by organization</b>	<b>16,083,434</b>	<b>21,391.6</b>	<b>0.1%</b>	<b>584,985.6</b>	<b>3.6%</b>	<b>38,216.8</b>	<b>0.2%</b>	<b>2,628,885.4</b>	<b>16.3%</b>

\* "Other Goods" and "Other Services" summarize procurement for which the category is unknown.

Goods & Services procured by UN organization	TOTAL	UNECA		UNESCO		UNFPA		UNHCR	
	USD 1000	USD 1000	% of total	USD 1000	% of total	USD 1000	% of total	USD 1000	% of total
<b>GOODS</b>									
Apparel and Luggage and Personal Care Products	174,470	0.0	0.0%	43.6	0.0%	40,863.4	23.4%	58,735.4	33.7%
Building and Construction Machinery and Accessories	7,267	0.0	0.0%	0.4	0.0%	0.0	0.0%	0.0	0.0%
Chemicals including Bio Chemicals and Gas Materials	4,335	0.0	0.0%	36.7	0.8%	0.0	0.0%	735.1	17.0%
Cleaning Equipment and Supplies	7,130	30.1	0.4%	20.8	0.3%	0.0	0.0%	254.7	3.6%
Distribution and Conditioning Systems and Equipment and Components	24,666	0.0	0.0%	27.8	0.1%	184.9	0.7%	3,624.4	14.7%
Domestic Appliances and Supplies and Consumer Electronic Products	149,575	0.0	0.0%	689.1	0.5%	0.0	0.0%	132,509.3	88.6%
Educational Equipment, Materials and Supplies, incl. Books, Publications, Musical Instruments and Toys	73,475	0.0	0.0%	187.0	0.3%	0.0	0.0%	3,461.3	4.7%
Electrical Systems and Lighting and Components and Accessories and Supplies	23,495	854.7	3.6%	522.9	2.2%	36.2	0.2%	9,167.2	39.0%
Electronic Components and Supplies	4,359	220.7	5.1%	42.1	1.0%	0.0	0.0%	236.1	5.4%
Farming and Fishing and Forestry and Wildlife Machinery and Accessories	19,807	0.0	0.0%	0.0	0.0%	0.0	0.0%	27.1	0.1%
Food and Beverage Products	1,495,536	0.0	0.0%	1.6	0.0%	0.0	0.0%	14,059.3	0.9%
Fuels and Fuel Additives and Lubricants and Anti corrosive Materials	587,843	0.0	0.0%	445.5	0.1%	0.0	0.0%	31,875.4	5.4%
Furniture and Furnishings	61,928	0.0	0.0%	846.3	1.4%	1,205.9	1.9%	16,033.3	25.9%
Industrial Manufacturing and Processing Machinery and Accessories	12,839	169.2	1.3%	83.1	0.6%	0.0	0.0%	684.7	5.3%
Information Technology Broadcasting and Telecommunications	393,346	3,553.5	0.9%	4,544.0	1.2%	9,139.2	2.3%	39,389.7	10.0%
Laboratory and Measuring and Observing and Testing Equipment	128,207	86.3	0.1%	108.7	0.1%	869.6	0.7%	639.1	0.5%
Live Plant and Animal Material and Accessories and Supplies	88,706	0.0	0.0%	0.0	0.0%	0.0	0.0%	67.0	0.1%
Manufacturing Components and Supplies	8,344	0.0	0.0%	0.0	0.0%	0.0	0.0%	578.7	6.9%
Material Handling and Conditioning and Storage Machinery and their Accessories and Supplies	81,776	0.0	0.0%	435.2	0.5%	0.0	0.0%	6,857.1	8.4%
Medical Equipment and Accessories and Supplies	575,756	118.8	0.0%	17.5	0.0%	30,718.1	5.3%	6,248.7	1.1%
Mineral and Textile and Inedible Plant and Animal Materials	15,925	0.0	0.0%	2.3	0.0%	0.0	0.0%	0.0	0.0%
Mining and Well Drilling Machinery and Accessories	2,978	0.0	0.0%	0.0	0.0%	0.0	0.0%	0.0	0.0%
Motor Vehicles and Parts, Accessories and Components, incl. other Transport Equipment	369,432	335.6	0.1%	948.3	0.3%	8,948.3	2.4%	67,435.8	18.3%
Office Equipment and Accessories and Supplies	81,118	1,668.0	2.1%	906.0	1.1%	5,574.6	6.9%	8,284.0	10.2%
Paper Materials and Products	14,440	0.0	0.0%	240.2	1.7%	0.0	0.0%	122.1	0.8%
Pharmaceuticals incl. Contraceptives and Vaccines	2,389,173	783.3	0.0%	12.0	0.0%	115,797.2	4.8%	8,502.4	0.4%
Power Generation and Distribution Machinery and Accessories	57,336	0.0	0.0%	313.4	0.5%	1,058.3	1.8%	5,155.4	9.0%
Printing and Photographic and Audio and Visual Equipment and Supplies	29,389	494.3	1.7%	418.3	1.4%	542.5	1.8%	631.2	2.1%
Published Products	70,255	362.9	0.5%	1,005.0	1.4%	1,948.4	2.8%	2,139.6	3.0%
Resin and Rosin and Rubber and Foam and Film and Elastomeric Materials	472	0.0	0.0%	0.0	0.0%	0.0	0.0%	0.0	0.0%
Security, Safety and Law Enforcement Equipment, incl. Demining Equipment	47,109	100.7	0.2%	419.0	0.9%	0.0	0.0%	2,924.0	6.2%
Service Industry Machinery and Equipment and Supplies	4,664	101.0	2.2%	0.0	0.0%	0.0	0.0%	137.0	2.9%
Shelter Equipment and Supplies, incl. Tents, Blankets, Mosquito Nets and Other items	101,102	0.0	0.0%	25.7	0.0%	0.0	0.0%	55,646.9	55.0%
Structures and Building and Construction and Manufacturing Components and Supplies	143,632	619.3	0.4%	0.0	0.0%	0.0	0.0%	56,383.0	39.3%
Timepieces and Jewelry and Gemstone Products	81	0.0	0.0%	0.0	0.0%	0.0	0.0%	2.1	2.6%
Tools and General Machinery	66,869	0.0	0.0%	31.1	0.0%	0.0	0.0%	1,271.9	1.9%
Other Goods	316,942	0.0	0.0%	400.2	0.1%	0.0	0.0%	0.0	0.0%
<b>Total Goods</b>	<b>7,633,777</b>	<b>9,498.3</b>	<b>0.1%</b>	<b>12,773.9</b>	<b>0.2%</b>	<b>216,886.5</b>	<b>2.8%</b>	<b>533,819.1</b>	<b>7.0%</b>

Goods & Services procured by UN organization	TOTAL	UNECA		UNESCO		UNFPA		UNHCR	
	USD 1000	USD 1000	% of total	USD 1000	% of total	USD 1000	% of total	USD 1000	% of total
<b>SERVICES</b>									
Building and Facility Construction and Maintenance Services	932,379	1,679.9	0.2%	6,931.8	0.7%	16,663.2	1.8%	41,683.0	4.5%
Editorial and Design and Graphic and Fine Art Services	144,040	108.5	0.1%	6,207.6	4.3%	15,872.9	11.0%	5,019.1	3.5%
Education and Training Services	118,920	0.0	0.0%	8,688.6	7.3%	18,783.9	15.8%	5,162.0	4.3%
Engineering and Research and Technology Based Services	695,079	0.0	0.0%	13,196.6	1.9%	2,597.8	0.4%	51,845.7	7.5%
Environmental Services	42,499	0.0	0.0%	762.1	1.8%	0.0	0.0%	0.0	0.0%
Farming and Fishing and Forestry and Wildlife Contracting Services	26,636	0.0	0.0%	573.5	2.2%	0.0	0.0%	227.7	0.9%
Financial and Insurance Services	151,401	0.0	0.0%	1,848.7	1.2%	3,978.3	2.6%	25,416.3	16.8%
Healthcare Services	437,450	0.0	0.0%	181.8	0.0%	0.0	0.0%	3,947.4	0.9%
Humanitarian Aid, Mine Action and Rural Development Services	171,090	0.0	0.0%	10,786.2	6.3%	0.0	0.0%	6,874.9	4.0%
Industrial Cleaning Services	64,919	0.0	0.0%	3,001.8	4.6%	1,222.2	1.9%	0.0	0.0%
Industrial Production and Manufacturing Services	22,069	6.2	0.0%	521.2	2.4%	176.0	0.8%	0.0	0.0%
Land and Buildings and Structures and Thoroughfares	38,138	0.0	0.0%	0.0	0.0%	0.0	0.0%	0.0	0.0%
Management and Business Professionals and Administrative Services	1,586,941	314.8	0.0%	12,405.8	0.8%	37,722.7	2.4%	142,633.3	9.0%
Mining and oil and gas services	2,038	0.0	0.0%	130.3	6.4%	0.0	0.0%	0.0	0.0%
Organizations and Clubs	1,270	0.0	0.0%	0.0	0.0%	299.0	23.5%	0.0	0.0%
Personal and Domestic Services	993	0.0	0.0%	0.0	0.0%	0.0	0.0%	0.0	0.0%
Public Utilities and Public Sector Related Services	209,336	19.4	0.0%	7,176.0	3.4%	6,756.2	3.2%	10,704.7	5.1%
Security and Safety Services and Public Order	218,799	0.0	0.0%	1,214.2	0.6%	1,945.5	0.9%	30,638.1	14.0%
Transportation and Storage and Mail Services	2,222,760	146.8	0.0%	10,540.0	0.5%	23,440.3	1.1%	83,869.2	3.8%
Travel and Food and Lodging and Entertainment Services	187,902	0.0	0.0%	6,523.8	3.5%	19,522.0	10.4%	10,794.2	5.7%
Other Services	1,174,999	0.0	0.0%	1,933.3	0.2%	0.0	0.0%	0.0	0.0%
<b>Total Services</b>	<b>8,449,657</b>	<b>2,275.6</b>	<b>0.0%</b>	<b>92,623.5</b>	<b>1.1%</b>	<b>148,980.0</b>	<b>1.8%</b>	<b>418,815.6</b>	<b>5.0%</b>
<b>Total procurement volume by organization</b>	<b>16,083,434</b>	<b>11,773.9</b>	<b>0.1%</b>	<b>105,397.4</b>	<b>0.7%</b>	<b>365,866.5</b>	<b>2.3%</b>	<b>952,634.6</b>	<b>5.9%</b>

\* "Other Goods" and "Other Services" summarize procurement for which the category is unknown.

Goods & Services procured by UN organization	TOTAL	UNICEF		UNIDO		UNOG		UNON	
	USD 1000	USD 1000	% of total	USD 1000	% of total	USD 1000	% of total	USD 1000	% of total
<b>GOODS</b>									
Apparel and Luggage and Personal Care Products	174,470	67,454.2	38.7%	0.0	0.0%	246.6	0.1%	487.2	0.3%
Building and Construction Machinery and Accessories	7,267	0.0	0.0%	344.1	4.7%	13.2	0.2%	364.1	5.0%
Chemicals including Bio Chemicals and Gas Materials	4,335	0.0	0.0%	0.0	0.0%	31.9	0.7%	0.0	0.0%
Cleaning Equipment and Supplies	7,130	0.0	0.0%	1.6	0.0%	1.1	0.0%	13.1	0.2%
Distribution and Conditioning Systems and Equipment and Components	24,666	0.0	0.0%	1,249.5	5.1%	12.3	0.1%	0.7	0.0%
Domestic Appliances and Supplies and Consumer Electronic Products	149,575	0.0	0.0%	0.0	0.0%	380.0	0.3%	45.6	0.0%
Educational Equipment, Materials and Supplies, incl. Books, Publications, Musical Instruments and Toys	73,475	56,789.3	77.3%	0.0	0.0%	62.1	0.1%	0.0	0.0%
Electrical Systems and Lighting and Components and Accessories and Supplies	23,495	0.0	0.0%	17.0	0.1%	54.3	0.2%	46.6	0.2%
Electronic Components and Supplies	4,359	0.0	0.0%	16.9	0.4%	28.1	0.6%	395.9	9.1%
Farming and Fishing and Forestry and Wildlife Machinery and Accessories	19,807	0.0	0.0%	2,860.8	14.4%	3.1	0.0%	0.0	0.0%
Food and Beverage Products	1,495,536	0.0	0.0%	0.0	0.0%	1.0	0.0%	123.6	0.0%
Fuels and Fuel Additives and Lubricants and Anti corrosive Materials	587,843	7,590.4	1.3%	0.0	0.0%	155.7	0.0%	172.6	0.0%
Furniture and Furnishings	61,928	0.0	0.0%	383.7	0.6%	607.8	1.0%	675.9	1.1%
Industrial Manufacturing and Processing Machinery and Accessories	12,839	0.0	0.0%	1,241.0	9.7%	208.0	1.6%	0.6	0.0%
Information Technology Broadcasting and Telecommunications	393,346	41,661.5	10.6%	925.2	0.2%	9,146.4	2.3%	4,426.4	1.1%
Laboratory and Measuring and Observing and Testing Equipment	128,207	9,210.3	7.2%	1,941.8	1.5%	308.5	0.2%	19.7	0.0%
Live Plant and Animal Material and Accessories and Supplies	88,706	0.0	0.0%	4.3	0.0%	43.6	0.0%	36.5	0.0%
Manufacturing Components and Supplies	8,344	0.0	0.0%	4.3	0.1%	55.7	0.7%	31.3	0.4%
Material Handling and Conditioning and Storage Machinery and their Accessories and Supplies	81,776	0.0	0.0%	2,797.5	3.4%	109.9	0.1%	0.0	0.0%
Medical Equipment and Accessories and Supplies	575,756	389,856.4	67.7%	0.0	0.0%	22.5	0.0%	722.6	0.1%
Mineral and Textile and Inedible Plant and Animal Materials	15,925	0.0	0.0%	0.0	0.0%	0.7	0.0%	0.0	0.0%
Mining and Well Drilling Machinery and Accessories	2,978	0.0	0.0%	2,275.8	76.4%	0.0	0.0%	0.0	0.0%
Motor Vehicles and Parts, Accessories and Components, incl. other Transport Equipment	369,432	38,104.3	10.3%	976.5	0.3%	4,627.9	1.3%	407.8	0.1%
Office Equipment and Accessories and Supplies	81,118	31,606.2	39.0%	187.3	0.2%	257.2	0.3%	279.2	0.3%
Paper Materials and Products	14,440	0.0	0.0%	0.0	0.0%	753.2	5.2%	282.4	2.0%
Pharmaceuticals incl. Contraceptives and Vaccines	2,389,173	1,482,731.9	62.1%	0.0	0.0%	14.4	0.0%	0.0	0.0%
Power Generation and Distribution Machinery and Accessories	57,336	0.0	0.0%	2,776.6	4.8%	32.0	0.1%	437.0	0.8%
Printing and Photographic and Audio and Visual Equipment and Supplies	29,389	0.0	0.0%	139.0	0.5%	115.0	0.4%	669.9	2.3%
Published Products	70,255	47,390.5	67.5%	0.0	0.0%	37.0	0.1%	250.4	0.4%
Resin and Rosin and Rubber and Foam and Film and Elastomeric Materials	472	0.0	0.0%	0.0	0.0%	0.0	0.0%	102.7	21.8%
Security, Safety and Law Enforcement Equipment, incl. Demining Equipment	47,109	0.0	0.0%	0.0	0.0%	600.4	1.3%	21.0	0.0%
Service Industry Machinery and Equipment and Supplies	4,664	0.0	0.0%	1,061.2	22.8%	0.1	0.0%	0.0	0.0%
Shelter Equipment and Supplies, incl. Tents, Blankets, Mosquito Nets and Other items	101,102	0.0	0.0%	0.0	0.0%	0.0	0.0%	243.1	0.2%
Structures and Building and Construction and Manufacturing Components and Supplies	143,632	25,153.7	17.5%	252.7	0.2%	16.1	0.0%	939.9	0.7%
Timepieces and Jewelry and Gemstone Products	81	0.0	0.0%	0.0	0.0%	0.0	0.0%	0.0	0.0%
Tools and General Machinery	66,869	54,137.7	81.0%	362.7	0.5%	84.6	0.1%	238.4	0.4%
Other Goods	316,942	0.0	0.0%	0.0	0.0%	1,796.8	0.6%	0.0	0.0%
<b>Total Goods</b>	<b>7,633,777</b>	<b>2,251,686.5</b>	<b>29.5%</b>	<b>19,819.4</b>	<b>0.3%</b>	<b>19,827.5</b>	<b>0.3%</b>	<b>11,434.2</b>	<b>0.1%</b>

Goods & Services procured by UN organization	TOTAL	UNICEF		UNIDO		UNOG		UNON	
	USD 1000	USD 1000	% of total	USD 1000	% of total	USD 1000	% of total	USD 1000	% of total
<b>SERVICES</b>									
Building and Facility Construction and Maintenance Services	932,379	42,314.8	4.5%	8,352.4	0.9%	22,884.6	2.5%	28,684.1	3.1%
Editorial and Design and Graphic and Fine Art Services	144,040	6,214.6	4.3%	176.8	0.1%	1,148.0	0.8%	2,235.2	1.6%
Education and Training Services	118,920	0.0	0.0%	878.8	0.7%	345.8	0.3%	851.3	0.7%
Engineering and Research and Technology Based Services	695,079	20,935.6	3.0%	12,417.3	1.8%	7,236.3	1.0%	3,530.9	0.5%
Environmental Services	42,499	0.0	0.0%	19,601.0	46.1%	8.0	0.0%	426.8	1.0%
Farming and Fishing and Forestry and Wildlife Contracting Services	26,636	0.0	0.0%	2,566.2	9.6%	0.0	0.0%	63.3	0.2%
Financial and Insurance Services	151,401	0.0	0.0%	2,942.3	1.9%	229.7	0.2%	3,028.1	2.0%
Healthcare Services	437,450	0.0	0.0%	0.0	0.0%	0.0	0.0%	204.8	0.0%
Humanitarian Aid, Mine Action and Rural Development Services	171,090	0.0	0.0%	5,202.0	3.0%	73.9	0.0%	0.0	0.0%
Industrial Cleaning Services	64,919	0.0	0.0%	0.0	0.0%	4,530.3	7.0%	346.8	0.5%
Industrial Production and Manufacturing Services	22,069	0.0	0.0%	1,153.7	5.2%	9.6	0.0%	328.2	1.5%
Land and Buildings and Structures and Thoroughfares	38,138	0.0	0.0%	0.0	0.0%	0.0	0.0%	51.4	0.1%
Management and Business Professionals and Administrative Services	1,586,941	303,436.0	19.1%	10,169.1	0.6%	11,498.9	0.7%	16,014.3	1.0%
Mining and oil and gas services	2,038	0.0	0.0%	1,279.2	62.8%	0.0	0.0%	20.4	1.0%
Organizations and Clubs	1,270	0.0	0.0%	0.0	0.0%	0.0	0.0%	0.0	0.0%
Personal and Domestic Services	993	0.0	0.0%	0.0	0.0%	72.0	7.3%	0.0	0.0%
Public Utilities and Public Sector Related Services	209,336	0.0	0.0%	0.0	0.0%	1,141.1	0.5%	1,923.2	0.9%
Security and Safety Services and Public Order	218,799	0.0	0.0%	0.0	0.0%	758.2	0.3%	354.3	0.2%
Transportation and Storage and Mail Services	2,222,760	116,431.7	5.2%	517.8	0.0%	25,528.1	1.1%	3,409.0	0.2%
Travel and Food and Lodging and Entertainment Services	187,902	0.0	0.0%	280.3	0.1%	1,731.9	0.9%	3,747.9	2.0%
Other Services	1,174,999	0.0	0.0%	0.0	0.0%	11,860.9	1.0%	0.0	0.0%
<b>Total Services</b>	<b>8,449,657</b>	<b>489,332.6</b>	<b>5.8%</b>	<b>65,536.9</b>	<b>0.8%</b>	<b>89,057.2</b>	<b>1.1%</b>	<b>65,220.1</b>	<b>0.8%</b>
<b>Total procurement volume by organization</b>	<b>16,083,434</b>	<b>2,741,019.1</b>	<b>17.0%</b>	<b>85,356.3</b>	<b>0.5%</b>	<b>108,884.7</b>	<b>0.7%</b>	<b>76,654.3</b>	<b>0.5%</b>

\* "Other Goods" and "Other Services" summarize procurement for which the category is unknown.

Goods & Services procured by UN organization	TOTAL	UNOPS		UNOV		UNPD		UNRWA	
	USD 1000	USD 1000	% of total	USD 1000	% of total	USD 1000	% of total	USD 1000	% of total
<b>GOODS</b>									
Apparel and Luggage and Personal Care Products	174,470	360.0	0.2%	78.9	0.0%	3,770.1	2.2%	799.2	0.5%
Building and Construction Machinery and Accessories	7,267	5,881.3	80.9%	0.0	0.0%	0.0	0.0%	27.6	0.4%
Chemicals including Bio Chemicals and Gas Materials	4,335	241.7	5.6%	0.0	0.0%	389.1	9.0%	910.1	21.0%
Cleaning Equipment and Supplies	7,130	256.8	3.6%	0.0	0.0%	3,166.6	44.4%	2,573.8	36.1%
Distribution and Conditioning Systems and Equipment and Components	24,666	383.3	1.6%	0.0	0.0%	11,553.0	46.8%	188.8	0.8%
Domestic Appliances and Supplies and Consumer Electronic Products	149,575	1,150.9	0.8%	72.0	0.0%	8,872.8	5.9%	517.7	0.3%
Educational Equipment, Materials and Supplies, incl. Books, Publications, Musical Instruments and Toys	73,475	6.7	0.0%	63.5	0.1%	386.0	0.5%	136.1	0.2%
Electrical Systems and Lighting and Components and Accessories and Supplies	23,495	1,208.1	5.1%	446.5	1.9%	7,132.4	30.4%	448.5	1.9%
Electronic Components and Supplies	4,359	203.0	4.7%	49.5	1.1%	939.0	21.5%	10.3	0.2%
Farming and Fishing and Forestry and Wildlife Machinery and Accessories	19,807	288.0	1.5%	0.0	0.0%	80.7	0.4%	98.1	0.5%
Food and Beverage Products	1,495,536	161.5	0.0%	0.0	0.0%	224,543.7	15.0%	94,307.3	6.3%
Fuels and Fuel Additives and Lubricants and Anti corrosive Materials	587,843	7,681.8	1.3%	0.0	0.0%	521,191.4	88.7%	6,827.8	1.2%
Furniture and Furnishings	61,928	5,804.2	9.4%	116.2	0.2%	11,477.6	18.5%	3,421.8	5.5%
Industrial Manufacturing and Processing Machinery and Accessories	12,839	353.5	2.8%	152.7	1.2%	2,967.3	23.1%	1,438.8	11.2%
Information Technology Broadcasting and Telecommunications	393,346	18,130.5	4.6%	4,098.7	1.0%	111,700.3	28.4%	6,068.8	1.5%
Laboratory and Measuring and Observing and Testing Equipment	128,207	4,843.5	3.8%	180.4	0.1%	6,581.9	5.1%	1,583.8	1.2%
Live Plant and Animal Material and Accessories and Supplies	88,706	263.7	0.3%	0.0	0.0%	17,446.6	19.7%	13,442.1	15.2%
Manufacturing Components and Supplies	8,344	0.0	0.0%	0.0	0.0%	6,444.9	77.2%	573.6	6.9%
Material Handling and Conditioning and Storage Machinery and their Accessories and Supplies	81,776	1,423.7	1.7%	430.8	0.5%	25,451.5	31.1%	6,639.4	8.1%
Medical Equipment and Accessories and Supplies	575,756	43,803.7	7.6%	5.7	0.0%	7,996.4	1.4%	2,346.5	0.4%
Mineral and Textile and Inedible Plant and Animal Materials	15,925	2,309.7	14.5%	2.4	0.0%	12,491.4	78.4%	504.6	3.2%
Mining and Well Drilling Machinery and Accessories	2,978	0.0	0.0%	0.0	0.0%	-39.8	-1.3%	62.2	2.1%
Motor Vehicles and Parts, Accessories and Components, incl. other Transport Equipment	369,432	102,195.2	27.7%	704.9	0.2%	63,358.0	17.2%	5,339.8	1.4%
Office Equipment and Accessories and Supplies	81,118	1,064.8	1.3%	272.5	0.3%	4,451.5	5.5%	717.3	0.9%
Paper Materials and Products	14,440	1,026.3	7.1%	580.3	4.0%	3,388.2	23.5%	2,137.1	14.8%
Pharmaceuticals incl. Contraceptives and Vaccines	2,389,173	18,313.6	0.8%	0.0	0.0%	9,272.9	0.4%	8,106.6	0.3%
Power Generation and Distribution Machinery and Accessories	57,336	2,511.7	4.4%	1.2	0.0%	21,263.1	37.1%	955.2	1.7%
Printing and Photographic and Audio and Visual Equipment and Supplies	29,389	2,301.9	7.8%	22.3	0.1%	1,255.2	4.3%	817.5	2.8%
Published Products	70,255	2,551.2	3.6%	234.8	0.3%	2,534.8	3.6%	4,226.8	6.0%
Resin and Rosin and Rubber and Foam and Film and Elastomeric Materials	472	0.0	0.0%	0.0	0.0%	-22.8	-4.8%	289.5	61.4%
Security, Safety and Law Enforcement Equipment, incl. Demining Equipment	47,109	12,480.2	26.5%	415.3	0.9%	13,549.9	28.8%	332.5	0.7%
Service Industry Machinery and Equipment and Supplies	4,664	774.6	16.6%	0.0	0.0%	139.6	3.0%	0.0	0.0%
Shelter Equipment and Supplies, incl. Tents, Blankets, Mosquito Nets and Other items	101,102	734.0	0.7%	0.0	0.0%	7,702.3	7.6%	246.2	0.2%
Structures and Building and Construction and Manufacturing Components and Supplies	143,632	10,865.1	7.6%	0.0	0.0%	10,272.8	7.2%	504.0	0.4%
Timepieces and Jewelry and Gemstone Products	81	0.0	0.0%	0.0	0.0%	66.8	82.8%	7.3	9.1%
Tools and General Machinery	66,869	654.4	1.0%	16.3	0.0%	1,536.5	2.3%	370.1	0.6%
Other Goods	316,942	0.0	0.0%	0.0	0.0%	0.0	0.0%	380.1	0.1%
<b>Total Goods</b>	<b>7,633,777</b>	<b>250,228.4</b>	<b>3.3%</b>	<b>7,944.9</b>	<b>0.1%</b>	<b>1,123,311.6</b>	<b>14.7%</b>	<b>167,356.7</b>	<b>2.2%</b>

Goods & Services procured by UN organization	TOTAL	UNOPS		UNOV		UNPD		UNRWA	
	USD 1000	USD 1000	% of total	USD 1000	% of total	USD 1000	% of total	USD 1000	% of total
<b>SERVICES</b>									
Building and Facility Construction and Maintenance Services	932,379	190,357.4	20.4%	1,162.3	0.1%	242,234.0	26.0%	75,878.9	8.1%
Editorial and Design and Graphic and Fine Art Services	144,040	4,574.5	3.2%	722.3	0.5%	5,778.4	4.0%	707.4	0.5%
Education and Training Services	118,920	7,914.6	6.7%	1,872.3	1.6%	7,823.6	6.6%	2,119.0	1.8%
Engineering and Research and Technology Based Services	695,079	55,945.8	8.0%	3,265.1	0.5%	221,881.9	31.9%	12,242.9	1.8%
Environmental Services	42,499	3,664.1	8.6%	0.0	0.0%	1,659.8	3.9%	142.9	0.3%
Farming and Fishing and Forestry and Wildlife Contracting Services	26,636	1,953.5	7.3%	10.0	0.0%	6,249.6	23.5%	1.8	0.0%
Financial and Insurance Services	151,401	3,537.9	2.3%	3.7	0.0%	24,004.2	15.9%	12,741.5	8.4%
Healthcare Services	437,450	1,707.1	0.4%	161.7	0.0%	7,531.9	1.7%	2,304.1	0.5%
Humanitarian Aid, Mine Action and Rural Development Services	171,090	20,899.4	12.2%	82.5	0.0%	20,961.4	12.3%	3,706.0	2.2%
Industrial Cleaning Services	64,919	2,140.9	3.3%	0.0	0.0%	37,246.7	57.4%	0.0	0.0%
Industrial Production and Manufacturing Services	22,069	1,797.8	8.1%	5.8	0.0%	9,624.9	43.6%	366.4	1.7%
Land and Buildings and Structures and Thoroughfares	38,138	0.0	0.0%	2,025.2	5.3%	34,340.1	90.0%	0.0	0.0%
Management and Business Professionals and Administrative Services	1,586,941	40,834.6	2.6%	103.1	0.0%	299,196.4	18.9%	4,684.6	0.3%
Mining and oil and gas services	2,038	0.0	0.0%	0.0	0.0%	379.8	18.6%	0.0	0.0%
Organizations and Clubs	1,270	483.8	38.1%	0.0	0.0%	0.0%	0.0%	0.0	0.0%
Personal and Domestic Services	993	0.0	0.0%	0.0	0.0%	869.2	87.6%	0.0	0.0%
Public Utilities and Public Sector Related Services	209,336	7,110.0	3.4%	118.5	0.1%	46,205.6	22.1%	2,497.3	1.2%
Security and Safety Services and Public Order	218,799	111,805.6	51.1%	851.3	0.4%	27,060.2	12.4%	42.1	0.0%
Transportation and Storage and Mail Services	2,222,760	30,328.3	1.4%	285.9	0.0%	860,067.0	38.7%	3,989.6	0.2%
Travel and Food and Lodging and Entertainment Services	187,902	14,048.1	7.5%	1,220.7	0.6%	20,655.1	11.0%	742.3	0.4%
Other Services	1,174,999	0.0	0.0%	0.0	0.0%	0.0%	0.0%	0.0	0.0%
<b>Total Services</b>	<b>8,449,657</b>	<b>499,103.2</b>	<b>5.9%</b>	<b>11,890.4</b>	<b>0.1%</b>	<b>1,873,769.7</b>	<b>22.2%</b>	<b>122,166.8</b>	<b>1.4%</b>
<b>Total procurement volume by organization</b>	<b>16,083,434</b>	<b>749,331.7</b>	<b>4.7%</b>	<b>19,835.3</b>	<b>0.1%</b>	<b>2,997,081.3</b>	<b>18.6%</b>	<b>289,523.5</b>	<b>1.8%</b>

\* "Other Goods" and "Other Services" summarize procurement for which the category is unknown.



Goods & Services procured by UN organization	TOTAL	UNU		UNV		UNWOMEN	
	USD 1000	USD 1000	% of total	USD 1000	% of total	USD 1000	% of total
<b>GOODS</b>							
Apparel and Luggage and Personal Care Products	174,470	0.0	0.0%	0.0	0.0%	0.0	0.0%
Building and Construction Machinery and Accessories	7,267	0.0	0.0%	0.0	0.0%	0.0	0.0%
Chemicals including Bio Chemicals and Gas Materials	4,335	0.0	0.0%	0.0	0.0%	0.0	0.0%
Cleaning Equipment and Supplies	7,130	0.0	0.0%	0.0	0.0%	0.0	0.0%
Distribution and Conditioning Systems and Equipment and Components	24,666	7.4	0.0%	0.0	0.0%	49.5	0.2%
Domestic Appliances and Supplies and Consumer Electronic Products	149,575	4.3	0.0%	29.2	0.0%	93.3	0.1%
Educational Equipment, Materials and Supplies, incl. Books, Publications, Musical Instruments and Toys	73,475	12.7	0.0%	0.0	0.0%	0.0	0.0%
Electrical Systems and Lighting and Components and Accessories and Supplies	23,495	3.5	0.0%	0.0	0.0%	56.9	0.2%
Electronic Components and Supplies	4,359	0.0	0.0%	0.0	0.0%	0.0	0.0%
Farming and Fishing and Forestry and Wildlife Machinery and Accessories	19,807	0.0	0.0%	0.0	0.0%	0.0	0.0%
Food and Beverage Products	1,495,536	0.0	0.0%	0.0	0.0%	0.0	0.0%
Fuels and Fuel Additives and Lubricants and Anti corrosive Materials	587,843	0.0	0.0%	0.0	0.0%	174.1	0.0%
Furniture and Furnishings	61,928	10.1	0.0%	30.2	0.0%	940.7	1.5%
Industrial Manufacturing and Processing Machinery and Accessories	12,839	0.0	0.0%	0.0	0.0%	0.0	0.0%
Information Technology Broadcasting and Telecommunications	393,346	645.4	0.2%	165.2	0.0%	2,195.6	0.6%
Laboratory and Measuring and Observing and Testing Equipment	128,207	0.0	0.0%	0.0	0.0%	0.0	0.0%
Live Plant and Animal Material and Accessories and Supplies	88,706	0.0	0.0%	0.0	0.0%	0.0	0.0%
Manufacturing Components and Supplies	8,344	0.0	0.0%	0.0	0.0%	0.0	0.0%
Material Handling and Conditioning and Storage Machinery and their Accessories and Supplies	81,776	0.0	0.0%	0.0	0.0%	7.0	0.0%
Medical Equipment and Accessories and Supplies	575,756	0.0	0.0%	102.3	0.0%	8.8	0.0%
Mineral and Textile and Inedible Plant and Animal Materials	15,925	0.0	0.0%	0.0	0.0%	0.0	0.0%
Mining and Well Drilling Machinery and Accessories	2,978	0.0	0.0%	0.0	0.0%	0.0	0.0%
Motor Vehicles and Parts, Accessories and Components, incl. other Transport Equipment	369,432	0.0	0.0%	40.3	0.0%	1,292.8	0.3%
Office Equipment and Accessories and Supplies	81,118	22.9	0.0%	2.5	0.0%	577.9	0.7%
Paper Materials and Products	14,440	0.0	0.0%	0.0	0.0%	0.0	0.0%
Pharmaceuticals incl. Contraceptives and Vaccines	2,389,173	0.0	0.0%	0.0	0.0%	0.0	0.0%
Power Generation and Distribution Machinery and Accessories	57,336	0.0	0.0%	0.0	0.0%	151.7	0.3%
Printing and Photographic and Audio and Visual Equipment and Supplies	29,389	26.6	0.1%	51.2	0.2%	147.0	0.5%
Published Products	70,255	169.1	0.2%	18.5	0.0%	170.6	0.2%
Resin and Rosin and Rubber and Foam and Film and Elastomeric Materials	472	0.0	0.0%	0.0	0.0%	0.0	0.0%
Security, Safety and Law Enforcement Equipment, incl. Demining Equipment	47,109	4.9	0.0%	9.2	0.0%	333.7	0.7%
Service Industry Machinery and Equipment and Supplies	4,664	0.0	0.0%	17.3	0.4%	0.0	0.0%
Shelter Equipment and Supplies, incl. Tents, Blankets, Mosquito Nets and Other items	101,102	0.0	0.0%	0.0	0.0%	108.5	0.1%
Structures and Building and Construction and Manufacturing Components and Supplies	143,632	60.4	0.0%	0.0	0.0%	1,016.6	0.7%
Timepieces and Jewelry and Gemstone Products	81	0.0	0.0%	0.0	0.0%	0.0	0.0%
Tools and General Machinery	66,869	0.0	0.0%	26.4	0.0%	0.0	0.0%
Other Goods	316,942	0.0	0.0%	0.0	0.0%	0.0	0.0%
<b>Total Goods</b>	<b>7,633,777</b>	<b>967.4</b>	<b>0.0%</b>	<b>492.4</b>	<b>0.0%</b>	<b>7,324.5</b>	<b>0.1%</b>

Goods & Services procured by UN organization	TOTAL	UNU		UNV		UNWOMEN		
	USD 1000	USD 1000	% of total	USD 1000	% of total	USD 1000	% of total	
		<b>SERVICES</b>						
Building and Facility Construction and Maintenance Services	932,379	524.6	0.1%	777.2	0.1%	651.3	0.1%	
Editorial and Design and Graphic and Fine Art Services	144,040	513.1	0.4%	142.3	0.1%	3,144.5	2.2%	
Education and Training Services	118,920	563.0	0.5%	1.3	0.0%	0.0	0.0%	
Engineering and Research and Technology Based Services	695,079	542.5	0.1%	362.1	0.1%	2,262.8	0.3%	
Environmental Services	42,499	0.0	0.0%	0.0	0.0%	0.0	0.0%	
Farming and Fishing and Forestry and Wildlife Contracting Services	26,636	0.0	0.0%	0.0	0.0%	0.0	0.0%	
Financial and Insurance Services	151,401	74.7	0.0%	6,292.4	4.2%	324.4	0.2%	
Healthcare Services	437,450	0.0	0.0%	0.0	0.0%	0.0	0.0%	
Humanitarian Aid, Mine Action and Rural Development Services	171,090	0.0	0.0%	666.7	0.4%	1,199.7	0.7%	
Industrial Cleaning Services	64,919	20.0	0.0%	0.0	0.0%	274.7	0.4%	
Industrial Production and Manufacturing Services	22,069	0.0	0.0%	0.0	0.0%	35.2	0.2%	
Land and Buildings and Structures and Thoroughfares	38,138	0.0	0.0%	0.0	0.0%	0.0	0.0%	
Management and Business Professionals and Administrative Services	1,586,941	759.3	0.0%	2,597.6	0.2%	48,247.9	3.0%	
Mining and oil and gas services	2,038	0.0	0.0%	0.0	0.0%	0.0	0.0%	
Organizations and Clubs	1,270	0.0	0.0%	0.0	0.0%	0.0	0.0%	
Personal and Domestic Services	993	0.0	0.0%	0.0	0.0%	0.0	0.0%	
Public Utilities and Public Sector Related Services	209,336	960.1	0.5%	305.9	0.1%	922.4	0.4%	
Security and Safety Services and Public Order	218,799	1,505.1	0.7%	0.0	0.0%	539.3	0.2%	
Transportation and Storage and Mail Services	2,222,760	3,140.1	0.1%	1,275.5	0.1%	5,610.6	0.3%	
Travel and Food and Lodging and Entertainment Services	187,902	0.0	0.0%	443.2	0.2%	5,791.0	3.1%	
Other Services	1,174,999	0.0	0.0%	0.0	0.0%	0.0	0.0%	
<b>Total Services</b>	<b>8,449,657</b>	<b>8,602.6</b>	<b>0.1%</b>	<b>12,864.3</b>	<b>0.2%</b>	<b>69,003.8</b>	<b>0.8%</b>	
<b>Total procurement volume by organization</b>	<b>16,083,434</b>	<b>9,570.0</b>	<b>0.1%</b>	<b>13,356.7</b>	<b>0.1%</b>	<b>76,328.3</b>	<b>0.5%</b>	

\* "Other Goods" and "Other Services" summarize procurement for which the category is unknown.

Goods & Services procured by UN organization	TOTAL	UPU		WFP		WHO	
	USD 1000	USD 1000	% of total	USD 1000	% of total	USD 1000	% of total
<b>GOODS</b>							
Apparel and Luggage and Personal Care Products	174,470	0.0	0.0%	0.0	0.0%	0.0	0.0%
Building and Construction Machinery and Accessories	7,267	0.0	0.0%	0.0	0.0%	0.0	0.0%
Chemicals including Bio Chemicals and Gas Materials	4,335	0.0	0.0%	0.0	0.0%	285.5	6.6%
Cleaning Equipment and Supplies	7,130	0.0	0.0%	0.0	0.0%	0.0	0.0%
Distribution and Conditioning Systems and Equipment and Components	24,666	212.6	0.9%	0.0	0.0%	223.9	0.9%
Domestic Appliances and Supplies and Consumer Electronic Products	149,575	0.0	0.0%	0.0	0.0%	18.6	0.0%
Educational Equipment, Materials and Supplies, incl. Books, Publications, Musical Instruments and Toys	73,475	0.0	0.0%	0.0	0.0%	309.8	0.4%
Electrical Systems and Lighting and Components and Accessories and Supplies	23,495	190.2	0.8%	0.0	0.0%	0.0	0.0%
Electronic Components and Supplies	4,359	66.7	1.5%	0.0	0.0%	0.0	0.0%
Farming and Fishing and Forestry and Wildlife Machinery and Accessories	19,807	0.0	0.0%	0.0	0.0%	0.0	0.0%
Food and Beverage Products	1,495,536	0.0	0.0%	1,160,769.1	77.6%	0.0	0.0%
Fuels and Fuel Additives and Lubricants and Anti corrosive Materials	587,843	135.0	0.0%	14.7	0.0%	134.9	0.0%
Furniture and Furnishings	61,928	1.5	0.0%	0.0	0.0%	143.1	0.2%
Industrial Manufacturing and Processing Machinery and Accessories	12,839	0.0	0.0%	0.0	0.0%	0.0	0.0%
Information Technology Broadcasting and Telecommunications	393,346	2,078.5	0.5%	39.3	0.0%	34,321.1	8.7%
Laboratory and Measuring and Observing and Testing Equipment	128,207	0.0	0.0%	0.0	0.0%	31,369.7	24.5%
Live Plant and Animal Material and Accessories and Supplies	88,706	0.0	0.0%	0.0	0.0%	1,367.3	1.5%
Manufacturing Components and Supplies	8,344	0.0	0.0%	0.0	0.0%	0.0	0.0%
Material Handling and Conditioning and Storage Machinery and their Accessories and Supplies	81,776	0.0	0.0%	0.0	0.0%	2,740.6	3.4%
Medical Equipment and Accessories and Supplies	575,756	0.0	0.0%	0.0	0.0%	22,661.6	3.9%
Mineral and Textile and Inedible Plant and Animal Materials	15,925	0.0	0.0%	0.0	0.0%	0.0	0.0%
Mining and Well Drilling Machinery and Accessories	2,978	0.0	0.0%	0.0	0.0%	0.0	0.0%
Motor Vehicles and Parts, Accessories and Components, incl. other Transport Equipment	369,432	136.3	0.0%	4.2	0.0%	20,630.1	5.6%
Office Equipment and Accessories and Supplies	81,118	9.0	0.0%	3.2	0.0%	14,100.9	17.4%
Paper Materials and Products	14,440	0.0	0.0%	0.0	0.0%	0.0	0.0%
Pharmaceuticals incl. Contraceptives and Vaccines	2,389,173	0.0	0.0%	0.0	0.0%	79,785.2	3.3%
Power Generation and Distribution Machinery and Accessories	57,336	0.0	0.0%	0.6	0.0%	0.0	0.0%
Printing and Photographic and Audio and Visual Equipment and Supplies	29,389	0.0	0.0%	0.0	0.0%	0.0	0.0%
Published Products	70,255	0.1	0.0%	0.0	0.0%	0.0	0.0%
Resin and Rosin and Rubber and Foam and Film and Elastomeric Materials	472	0.0	0.0%	0.0	0.0%	0.0	0.0%
Security, Safety and Law Enforcement Equipment, incl. Demining Equipment	47,109	36.3	0.1%	0.0	0.0%	85.2	0.2%
Service Industry Machinery and Equipment and Supplies	4,664	0.0	0.0%	0.0	0.0%	605.7	13.0%
Shelter Equipment and Supplies, incl. Tents, Blankets, Mosquito Nets and Other items	101,102	0.0	0.0%	0.0	0.0%	1,053.9	1.0%
Structures and Building and Construction and Manufacturing Components and Supplies	143,632	122.4	0.1%	0.0	0.0%	583.8	0.4%
Timepieces and Jewelry and Gemstone Products	81	0.0	0.0%	0.0	0.0%	0.0	0.0%
Tools and General Machinery	66,869	0.0	0.0%	0.0	0.0%	0.0	0.0%
Other Goods	316,942	0.0	0.0%	0.0	0.0%	0.0	0.0%
<b>Total Goods</b>	<b>7,633,777</b>	<b>2,988.8</b>	<b>0.0%</b>	<b>1,160,831.1</b>	<b>15.2%</b>	<b>210,420.9</b>	<b>2.8%</b>

Goods & Services procured by UN organization	TOTAL	UPU		WFP		WHO	
	USD 1000	USD 1000	% of total	USD 1000	% of total	USD 1000	% of total
<b>SERVICES</b>							
Building and Facility Construction and Maintenance Services	932,379	0.0	0.0%	54,354.7	5.8%	44,425.4	4.8%
Editorial and Design and Graphic and Fine Art Services	144,040	0.0	0.0%	2,194.3	1.5%	7,399.5	5.1%
Education and Training Services	118,920	0.0	0.0%	12,043.0	10.1%	0.0	0.0%
Engineering and Research and Technology Based Services	695,079	0.0	0.0%	9,969.6	1.4%	17,574.5	2.5%
Environmental Services	42,499	0.0	0.0%	0.0	0.0%	0.0	0.0%
Farming and Fishing and Forestry and Wildlife Contracting Services	26,636	0.0	0.0%	0.0	0.0%	0.0	0.0%
Financial and Insurance Services	151,401	0.0	0.0%	1,776.1	1.2%	13,268.1	8.8%
Healthcare Services	437,450	0.0	0.0%	94.7	0.0%	396,892.6	90.7%
Humanitarian Aid, Mine Action and Rural Development Services	171,090	0.0	0.0%	0.0	0.0%	0.0	0.0%
Industrial Cleaning Services	64,919	0.0	0.0%	0.0	0.0%	0.0	0.0%
Industrial Production and Manufacturing Services	22,069	0.0	0.0%	730.0	3.3%	0.0	0.0%
Land and Buildings and Structures and Thoroughfares	38,138	0.0	0.0%	0.0	0.0%	0.0	0.0%
Management and Business Professionals and Administrative Services	1,586,941	0.0	0.0%	223,041.1	14.1%	55,003.7	3.5%
Mining and oil and gas services	2,038	0.0	0.0%	0.0	0.0%	0.0	0.0%
Organizations and Clubs	1,270	0.0	0.0%	0.0	0.0%	0.0	0.0%
Personal and Domestic Services	993	0.0	0.0%	0.0	0.0%	0.0	0.0%
Public Utilities and Public Sector Related Services	209,336	0.0	0.0%	65,329.0	31.2%	3,155.2	1.5%
Security and Safety Services and Public Order	218,799	0.0	0.0%	22,908.4	10.5%	0.0	0.0%
Transportation and Storage and Mail Services	2,222,760	0.0	0.0%	923,285.7	41.5%	9,535.6	0.4%
Travel and Food and Lodging and Entertainment Services	187,902	0.0	0.0%	0.0	0.0%	14,170.8	7.5%
Other Services	1,174,999	0.0	0.0%	0.0	0.0%	0.0	0.0%
<b>Total Services</b>	<b>8,449,657</b>	<b>0.0</b>	<b>0.0%</b>	<b>1,315,726.5</b>	<b>15.6%</b>	<b>561,425.3</b>	<b>6.6%</b>
<b>Total procurement volume by organization</b>	<b>16,083,434</b>	<b>2,988.8</b>	<b>0.0%</b>	<b>2,476,557.6</b>	<b>15.4%</b>	<b>771,846.2</b>	<b>4.8%</b>

\* "Other Goods" and "Other Services" summarize procurement for which the category is unknown.

Goods & Services procured by UN organization	TOTAL	WIPO		WMO		WTO	
	USD 1000	USD 1000	% of total	USD 1000	% of total	USD 1000	% of total
<b>GOODS</b>							
Apparel and Luggage and Personal Care Products	174,470	13.2	0.0%	0.0	0.0%	0.0	0.0%
Building and Construction Machinery and Accessories	7,267	36.6	0.5%	0.0	0.0%	0.0	0.0%
Chemicals including Bio Chemicals and Gas Materials	4,335	0.0	0.0%	0.0	0.0%	0.0	0.0%
Cleaning Equipment and Supplies	7,130	47.8	0.7%	4.1	0.1%	0.0	0.0%
Distribution and Conditioning Systems and Equipment and Components	24,666	23.5	0.1%	0.0	0.0%	0.0	0.0%
Domestic Appliances and Supplies and Consumer Electronic Products	149,575	0.0	0.0%	0.0	0.0%	3.3	0.0%
Educational Equipment, Materials and Supplies, incl. Books, Publications, Musical Instruments and Toys	73,475	0.0	0.0%	0.0	0.0%	0.0	0.0%
Electrical Systems and Lighting and Components and Accessories and Supplies	23,495	23.8	0.1%	10.8	0.0%	4.6	0.0%
Electronic Components and Supplies	4,359	0.0	0.0%	0.0	0.0%	0.0	0.0%
Farming and Fishing and Forestry and Wildlife Machinery and Accessories	19,807	0.0	0.0%	0.0	0.0%	0.0	0.0%
Food and Beverage Products	1,495,536	0.0	0.0%	0.0	0.0%	0.0	0.0%
Fuels and Fuel Additives and Lubricants and Anti corrosive Materials	587,843	0.0	0.0%	0.0	0.0%	0.0	0.0%
Furniture and Furnishings	61,928	711.8	1.1%	7.2	0.0%	21.9	0.0%
Industrial Manufacturing and Processing Machinery and Accessories	12,839	0.0	0.0%	0.0	0.0%	0.0	0.0%
Information Technology Broadcasting and Telecommunications	393,346	2,393.4	0.6%	192.5	0.0%	41.6	0.0%
Laboratory and Measuring and Observing and Testing Equipment	128,207	0.0	0.0%	121.6	0.1%	0.0	0.0%
Live Plant and Animal Material and Accessories and Supplies	88,706	0.0	0.0%	0.0	0.0%	0.0	0.0%
Manufacturing Components and Supplies	8,344	211.1	2.5%	0.0	0.0%	0.0	0.0%
Material Handling and Conditioning and Storage Machinery and their Accessories and Supplies	81,776	0.0	0.0%	0.0	0.0%	0.0	0.0%
Medical Equipment and Accessories and Supplies	575,756	19.1	0.0%	0.0	0.0%	0.0	0.0%
Mineral and Textile and Inedible Plant and Animal Materials	15,925	0.0	0.0%	0.0	0.0%	0.0	0.0%
Mining and Well Drilling Machinery and Accessories	2,978	0.0	0.0%	0.0	0.0%	0.0	0.0%
Motor Vehicles and Parts, Accessories and Components, incl. other Transport Equipment	369,432	0.0	0.0%	0.0	0.0%	0.0	0.0%
Office Equipment and Accessories and Supplies	81,118	834.1	1.0%	19.7	0.0%	36.3	0.0%
Paper Materials and Products	14,440	260.0	1.8%	43.9	0.3%	49.3	0.3%
Pharmaceuticals incl. Contraceptives and Vaccines	2,389,173	0.0	0.0%	0.0	0.0%	0.0	0.0%
Power Generation and Distribution Machinery and Accessories	57,336	0.0	0.0%	0.0	0.0%	0.0	0.0%
Printing and Photographic and Audio and Visual Equipment and Supplies	29,389	102.1	0.3%	0.0	0.0%	0.0	0.0%
Published Products	70,255	255.0	0.4%	40.3	0.1%	0.0	0.0%
Resin and Rosin and Rubber and Foam and Film and Elastomeric Materials	472	0.0	0.0%	0.0	0.0%	0.0	0.0%
Security, Safety and Law Enforcement Equipment, incl. Demining Equipment	47,109	146.2	0.3%	6.4	0.0%	0.0	0.0%
Service Industry Machinery and Equipment and Supplies	4,664	0.0	0.0%	0.0	0.0%	0.0	0.0%
Shelter Equipment and Supplies, incl. Tents, Blankets, Mosquito Nets and Other items	101,102	0.0	0.0%	53.4	0.1%	17.5	0.0%
Structures and Building and Construction and Manufacturing Components and Supplies	143,632	8.1	0.0%	0.0	0.0%	0.0	0.0%
Timepieces and Jewelry and Gemstone Products	81	0.0	0.0%	0.0	0.0%	0.0	0.0%
Tools and General Machinery	66,869	0.0	0.0%	0.0	0.0%	0.0	0.0%
Other Goods	316,942	0.0	0.0%	0.0	0.0%	0.0	0.0%
<b>Total Goods</b>	<b>7,633,777</b>	<b>5,086.0</b>	<b>0.1%</b>	<b>499.7</b>	<b>0.0%</b>	<b>174.4</b>	<b>0.0%</b>

Goods & Services procured by UN organization	TOTAL	WIPO		WMO		WTO		
	USD 1000	USD 1000	% of total	USD 1000	% of total	USD 1000	% of total	
		<b>SERVICES</b>						
Building and Facility Construction and Maintenance Services	932,379	35,494.1	3.8%	987.2	0.1%	126.5	0.0%	
Editorial and Design and Graphic and Fine Art Services	144,040	34,283.8	23.8%	296.4	0.2%	168.0	0.1%	
Education and Training Services	118,920	95.3	0.1%	0.0	0.0%	0.0	0.0%	
Engineering and Research and Technology Based Services	695,079	27,123.9	3.9%	1,995.6	0.3%	209.6	0.0%	
Environmental Services	42,499	0.0	0.0%	0.0	0.0%	0.0	0.0%	
Farming and Fishing and Forestry and Wildlife Contracting Services	26,636	0.0	0.0%	27.1	0.1%	0.0	0.0%	
Financial and Insurance Services	151,401	1,376.4	0.9%	288.1	0.2%	1,158.5	0.8%	
Healthcare Services	437,450	230.0	0.1%	0.0	0.0%	0.0	0.0%	
Humanitarian Aid, Mine Action and Rural Development Services	171,090	1,040.3	0.6%	0.8	0.0%	0.0	0.0%	
Industrial Cleaning Services	64,919	2,220.6	3.4%	44.5	0.1%	260.4	0.4%	
Industrial Production and Manufacturing Services	22,069	3.5	0.0%	2.2	0.0%	20.7	0.1%	
Land and Buildings and Structures and Thoroughfares	38,138	0.0	0.0%	0.0	0.0%	0.0	0.0%	
Management and Business Professionals and Administrative Services	1,586,941	11,270.4	0.7%	712.8	0.0%	317.6	0.0%	
Mining and oil and gas services	2,038	0.0	0.0%	0.0	0.0%	0.0	0.0%	
Organizations and Clubs	1,270	0.0	0.0%	6.4	0.5%	0.0	0.0%	
Personal and Domestic Services	993	0.0	0.0%	0.0	0.0%	0.0	0.0%	
Public Utilities and Public Sector Related Services	209,336	3,842.4	1.8%	19.4	0.0%	158.0	0.1%	
Security and Safety Services and Public Order	218,799	4,315.0	2.0%	534.0	0.2%	0.0	0.0%	
Transportation and Storage and Mail Services	2,222,760	2,799.2	0.1%	62.7	0.0%	100.9	0.0%	
Travel and Food and Lodging and Entertainment Services	187,902	16,864.0	9.0%	167.2	0.1%	777.0	0.4%	
Other Services	1,174,999	4,904.7	0.4%	0.0	0.0%	0.0	0.0%	
<b>Total Services</b>	<b>8,449,657</b>	<b>145,863.6</b>	<b>1.7%</b>	<b>5,144.4</b>	<b>0.1%</b>	<b>3,297.2</b>	<b>0.0%</b>	
<b>Total procurement volume by organization</b>	<b>16,083,434</b>	<b>150,949.5</b>	<b>0.9%</b>	<b>5,644.1</b>	<b>0.0%</b>	<b>3,471.6</b>	<b>0.0%</b>	

\* "Other Goods" and "Other Services" summarize procurement for which the category is unknown.



## Major purchase orders by UN organization

AGENCY	Location of Supplier	Name of Supplier	Description of Goods	#POs	Total Value of POs (USD)
<b>CEPAL</b>					
	Chile	BUILDERHOUSE INGENIEROS SA	Software	1	75,218.41
	Chile	COM INES LUCIA VARGAS BARRERA EIRL	Tools and General Machinery	1	33,524.97
	Chile	COSMOPLAS S.A.	Industrial refrigeration	3	121,647.53
	Chile	DIST. PAPELES INDUSTRIALES S.A.	Paper Materials and Products	2	70,298.57
	Chile	FERROSTAAL CHILE S.A.C.	Printing machinery and equipment	1	70,114.50
	Chile	FINNING CHILE S.A.	Power Generation and Distribution Machinery and Accessories	1	58,366.13
	Chile	INTERGROUPE S. A.	Glass products	1	36,384.52
	Chile	NETSECURE INFORMATICA LTDA.	Software	1	37,911.00
	Chile	PHILIPS CHILENA S.A.	Lighting Fixtures and Accessories	1	38,471.77
	Chile	ROLEC COMERCIAL E INDUSTRIAL S.A.	Electrical equipment and components and supplies	2	106,576.76
	Chile	SAS INSTITUTE CHILE LTDA.	Software	1	31,818.50
	Chile	SECURITY ADVISOR CHILE LTDA.	Software	1	46,208.51
	Chile	SERVICIOS GAMBEL HVAC CHILE LTDA.	Industrial refrigeration	2	169,159.89
	Chile	TYCO SERVICES S.A.	Computer Equipment and Accessories	1	63,978.18
	Denmark	DAN:OFFICE APS	Computer Equipment and Accessories	1	41,379.00
	France	GRUPE MULLIEZ-FLORY	Clothing	1	42,637.84
	Puerto Rico	MOHAMMED'S ELECTRICAL COMPANY LTD.	Electrical Systems and Lighting and Components and Accessories	1	41,459.75
	Trinidad and Tobago	BALROOP'S SOUND SYSTEMS LIMITED	Audio and visual presentation and composing equipment	1	122,959.81
	United States of America	CISCO SYSTEMS, INC.	Electronic Components and Supplies	1	48,770.00
	United States of America	COLOR ID LLC	Security, Safety and Law Enforcement Equipment	1	42,641.00
	United States of America	ELSEVIER B.V.	Data management and query software	1	31,366.34
	United States of America	LENOVO (UNITED STATES) INC.	Computers	2	119,986.00
	United States of America	MICROSOFT LICENSING, GP	Software	1	42,266.64
	United States of America	WALDNER'S BUSINESS ENVIRONMENTS	Office furniture	3	159,734.21
<b>ESCWA</b>					
	Germany	Motorola Solutions UK Ltd.	Radios	1	47,194.50
	Japan	Nissan Trading Co. Ltd.	All terrain vehicles tracked or wheeled	1	41,426.05
	Lebanon	Name withheld for security reasons*	Shelving and storage	1	33,418.00
	Lebanon	AUTOMATION AND COMPUTER TECHNOLOGIES	Personal computers	1	40,526.50
	Lebanon	BMB s.a.l.	Personal computers	1	33,600.00
	Lebanon	COMPUTER INFORMATION SYSTEMS	Personal computers	1	71,054.36
	Lebanon	IDM(Inconet-Data Management).	Personal computers	1	81,000.00
	Lebanon	Khalife Computer and Office Machinery	Office furniture	1	119,519.00
	Lebanon	QUANTECH SAL	Personal computers	1	30,256.00
	United States of America	LENOVO (UNITED STATES) INC.	Personal computers	4	225,320.00
<b>FAO</b>					
	Afghanistan	AKBER SULAMAN TRA DING LTD	Passenger motor vehicles	1	34,200.00
	Afghanistan	Hamayoon Naemi Material Co. Ltd	Hand tools	1	40,400.00
	Afghanistan	Innovative Allied Technical Services	Passenger motor vehicles	1	409,600.00
	Afghanistan	Nangarhar MHP Technical Workshop	Power Generation and Distribution Machinery and Accessories	2	144,729.35
	Afghanistan	NEZAMUDIN Fertilizer Company	Organic fertilizers and plant nutrients	1	162,110.00
	Afghanistan	NOORULLAH CROSS FLOW TURBINE COMPANY	Power Generation and Distribution Machinery and Accessories	1	97,773.00
	Afghanistan	PARWIZ HAMIDI TURBIN PRODUCTION COMPANY	Power Generation and Distribution Machinery and Accessories	1	179,244.70
	Afghanistan	Rana M.H.P Technical Workshop	Power Generation and Distribution Machinery and Accessories	3	237,891.89
	Afghanistan	Rodat Afghan Momand Ltd	Hand tools	1	52,923.00
	Afghanistan	SADAT GHAFORI CO LTD	Tank trucks	1	69,800.00
	Afghanistan	Sadiq Hamdard LTD	Fertilizers and plant nutrients and herbicides	1	487,719.00
	Afghanistan	Sharq Improved Seed Production & Agri-Services Company Ltd	Cereal seeds	1	37,619.00
	Angola	AGRIPEC, LDA	Onion seeds or seedlings	1	38,216.56
	Angola	J & MAR INGLÉS, LDA	Agriculture, forestry and garden handtools	1	41,352.42
	Angola	KONEXUS, Equipamento e materiais de construção	Pipe piping and pipe fittings	1	96,658.67
	Angola	LUSOLANDA	Motorcycles	1	96,000.00
	Angola	RAMA TRADING	Agriculture, forestry and garden handtools	1	39,469.56
	Argentina	Name withheld for security reasons*	Office furniture	1	41,475.69
	Argentina	TICOM S.A	Network service equipment	1	47,653.00
	Armenia	GALOPER CO LTD	Agricultural tractors	1	68,738.87
	Armenia	OOO IT LOGIC TECH	Measuring and observing and testing instruments	1	47,696.48
	Armenia	PINK FLAMINGO	Chromatographic measuring instruments and accessories	1	178,459.00
	Australia	CODAN LTD	Radio frequency transmitters or receivers	1	66,328.64
	Australia	CODAN LTD	Radio receivers	2	191,970.96
	Australia	CSIRO AUSTRALIAN ANIMAL HEALTH LABORATORY (AAHL)	Veterinary products	1	188,200.00
	Austria	AMEX EXPORT-IMPORT GMBH	Laboratory and Measuring and Observing and Testing Equipment	3	113,676.00
	Austria	AMEX EXPORT-IMPORT GMBH	Laboratory blending and dispersing and homogenizing equipment	1	99,844.00
	Bangladesh	A.K. Bhuiyan & Co.	Moisture meters	1	172,529.31
	Bangladesh	ACI MOTORS LIMITED	Agricultural and forestry and landscape machinery and equipment	1	270,331.14
	Bangladesh	ACI MOTORS LIMITED	Agricultural machinery for cleaning and sorting and grading	1	425,807.07
	Bangladesh	ACI MOTORS LIMITED	Agricultural machinery for soil preparation	3	1,145,185.59
	Bangladesh	ACI MOTORS LIMITED	Irrigation pumps	3	323,707.39
	Bangladesh	ADVANCED CHEMICAL INDUSTRIES LIMITED	Pea seeds or seedlings	1	205,263.77
	Bangladesh	AKOH BOAT BUILDERS PVT. LTD.	Commercial marine craft	1	480,570.62
	Bangladesh	ALAM TRADERS	Cages or its accessories	1	77,537.28
	Bangladesh	ALAMGIR SEED COMPANY	Structural materials	1	53,713.54
	Bangladesh	ALIM INDUSTRIES LIMITED	Pumps	1	53,078.42
	Bangladesh	ATLAS BANGLADESH LIMITED	Motorcycles	1	219,512.20
	Bangladesh	B.R. TECHNOLOGY	Laboratory and Measuring and Observing and Testing Equipment	1	80,139.85
	Bangladesh	BANGLADESH AGRICULTURAL DEVELOPMENT CORPORATION	Phosphatic fertilizer	5	266,244.80
	Bangladesh	BISON TRADERS	Birds and fowl	2	135,656.23
	Bangladesh	BISON TRADERS	Goats	3	258,245.90
	Bangladesh	BISON TRADERS	Livestock	1	196,422.55
	Bangladesh	COMMODITIES EXIM LTD	Poultry and livestock equipment	1	89,915.74
	Bangladesh	DEPARTMENT OF AGRICULTURAL EXTENSION (DAE)	Fruit tree seeds or cuttings	3	191,359.75
	Bangladesh	DIAMED	Ultra cold or ultralow upright cabinets or freezers	1	62,800.00
	Bangladesh	DJ AGRO LIMITED	Animal containment and habitats	1	193,294.59
	Bangladesh	DJ AGRO LIMITED	Goats	1	146,586.58
	Bangladesh	DJ AGRO LIMITED	Live chickens	1	32,183.16
	Bangladesh	DJ AGRO LIMITED	Sheep	1	101,084.14
	Bangladesh	ELECTRO PROCESS PVT LTD	Calcium fertilizer	1	34,041.51
	Bangladesh	ELECTRO PROCESS PVT LTD	Commercial fishing nets	1	130,592.35
	Bangladesh	GAZI DAIRY FARM	Goats	2	366,392.41
	Bangladesh	GAZI FISH HATCHERIES AND NURSERIES	Live fish	1	78,468.57
	Bangladesh	GOLDEN FIBRE GLASS	Commercial marine craft	1	513,973.58
	Bangladesh	HNS AUTOMOBILES	Minivans or vans	1	31,694.70
	Bangladesh	KURI & COMPANY (PVT) LTD	Water purification equipment	1	45,042.60
	Bangladesh	Name withheld for security reasons*	Live fish	1	91,825.08
	Bangladesh	Name withheld for security reasons*	Rice seeds or seedlings	1	37,501.43
	Bangladesh	MAKS TRADING LTD	Laboratory supplies and fixtures	1	119,004.08
	Bangladesh	MESSRS F.S. TRADING	Goats	1	51,080.18
	Bangladesh	MESSRS KHAN BROTHERS	Animal containment and habitats	2	298,250.50
	Bangladesh	MESSRS KHAN BROTHERS	Birds and fowl	1	35,751.78
	Bangladesh	MESSRS KHAN BROTHERS	Commercial fishing nets	3	243,672.81
	Bangladesh	MESSRS KHAN BROTHERS	Containers and storage	1	34,836.00
	Bangladesh	MESSRS KHAN BROTHERS	Cool transport or storage	1	34,598.07
	Bangladesh	MESSRS KHAN BROTHERS	Fish food pellets	1	78,431.63
	Bangladesh	MESSRS KHAN BROTHERS	Goats	1	126,518.80
	Bangladesh	MESSRS KHAN BROTHERS	Hand tools	1	47,524.12
	Bangladesh	MS. TRADING CORPORATION	Agriculture, forestry and garden handtools	2	113,023.59
	Bangladesh	MS. TRADING CORPORATION	Clinical and diagnostic analyzer reagents	1	46,131.04
	Bangladesh	MS. TRADING CORPORATION	Poultry and livestock equipment	1	39,325.99
	Bangladesh	MULTI TRADE CORPORATION	Goats	1	122,963.60
	Bangladesh	NATIONAL FEED MILLS LTD.	Animal containment and habitats	2	740,369.26
	Bangladesh	NATIONAL FEED MILLS LTD.	Animal feed	2	292,727.39
	Bangladesh	NATIONAL FEED MILLS LTD.	Bird and fowl food	1	57,508.75
	Bangladesh	NATIONAL FEED MILLS LTD.	Fish food pellets	2	522,686.98

\* For security and privacy reasons, the name of the contractor is not displayed when it includes the name of an individual.



AGENCY	Location of Supplier	Name of Supplier	Description of Goods	#POs	Total Value of POs (USD)
	<b>FAO continued</b>				
	Bangladesh	ORBITAL INTERNATIONAL INC.	Cool transport or storage	1	166,919.15
	Bangladesh	RANGS LIMITED	Passenger motor vehicles	1	39,834.76
	Bangladesh	RIBON INTERNATIONAL	Agriculture, forestry and garden handtools	1	35,607.74
	Bangladesh	SA TRADE INTERNATIONAL	Seed and feed equipment	1	50,548.28
	Bangladesh	SYMBEX INTERNATIONAL	Exterior lighting fixtures and accessories	1	78,538.68
	Bangladesh	SYMBEX INTERNATIONAL	Water safety	1	188,191.98
	Bangladesh	The Metal(Pvt.) Limited	Fertilizer spreaders or distributors	1	35,070.31
	Belgium	BDC INTERNATIONAL SA	Laboratory and Measuring and Observing and Testing Equipment	1	50,779.40
	Belgium	DEMIMPEX MOTORS	Passenger motor vehicles	2	528,220.00
	Belgium	DEMIMPEX MOTORS	Station wagons	1	357,060.00
	Belgium	HENDYPLAN SA-NV	Software	1	31,185.00
	Belgium	MEDIAMAT BROADCAST SERVICES	Radio frequency transmitters or receivers	1	63,399.47
	Belgium	PACKO INOX NV	Food preparation machinery	1	44,575.00
	Belgium	PACKO INOX NV	Industrial food and beverage equipment	2	109,810.00
	Benin	COMUSCERIZ	Cereal seeds	1	31,477.21
	Bolivia (Plurinational State of)	Name withheld for security reasons*	Dietary supplements and nutritional therapy products	1	34,657.04
	Bolivia (Plurinational State of)	Name withheld for security reasons*	Structural materials	1	31,036.36
	Bolivia (Plurinational State of)	Name withheld for security reasons*	Cereal seeds	1	84,187.72
	Bolivia (Plurinational State of)	FABRICA NACIONAL DE CEMENTO S.A	Concrete and cement and plaster	1	72,777.62
	Botswana	Aridus Hydro Geotechnik	Soil measuring equipment	1	30,177.87
	Botswana	BOTSWANA VACCINE INSTITUTE LTD (BVI)	Veterinary equipment and supplies	1	408,935.36
	Brazil	Informac Comercio de Produtos de InformAija LTDA - ME	Photographic or filming or video equipment	1	35,410.32
	Brazil	SULSOFT SERVIÇOS DE PROCESSAMENTO DE DADOS LTDA	Software	1	31,233.48
	Bulgaria	NIKOS HRANENGINEERING LTD	Agricultural processing machinery and equipment	1	816,140.00
	Burkina Faso	APAMAH	Agricultural machinery for cleaning and sorting and grading	1	72,407.94
	Burkina Faso	BARRY ABIDINA	Sheep	1	88,011.95
	Burkina Faso	COGEDUFA	Animal containment and habitats	1	74,744.51
	Burkina Faso	EKRF	Goats	1	113,095.51
	Burkina Faso	ETABLISSEMENT OUEDRAOGO YACOUBA	Goats	1	56,431.19
	Burkina Faso	GANAME RASMANE	Live chickens	1	46,851.72
	Burkina Faso	GLOBAL PHARMACEUTICAL SOLUTIONS	Agricultural machinery for cleaning and sorting and grading	1	36,329.25
	Burkina Faso	ICO	Animal feed	1	39,035.89
	Burkina Faso	ISSA YOUSOUF	Goats	1	75,773.11
	Burkina Faso	KING AGRO	Bags	1	126,246.42
	Burkina Faso	TOTAL BURKINA SA	Fuels	1	42,139.47
	Burundi	ALCHEM INDUSTRIES BDI	Dispensing and spraying appliances for agriculture	1	64,997.10
	Burundi	AVET (intrants agricoles et vétérinaires)	Vegetable seeds and seedlings	1	35,643.27
	Burundi	B.E.T.C.F	Pumps	1	44,580.89
	Burundi	Name withheld for security reasons*	Goats	1	31,977.27
	Burundi	Name withheld for security reasons*	Tree and shrub seeds and cuttings	1	48,518.52
	Burundi	Name withheld for security reasons*	Goats	4	181,358.16
	Côte d'Ivoire	FUTUR-CI	Computers	1	55,628.69
	Cabo Verde	ANDREMO LDA.	Computer Equipment and Accessories	1	63,273.69
	Cabo Verde	AVANSOL MEDITERRANEO, S.L.- SUCURSAL	Domestic kitchenware and kitchen supplies	1	93,925.78
	Cabo Verde	ITOM-DISTRIBUIDORA, LDA	Industrial freezers	1	43,156.08
	Cabo Verde	Name withheld for security reasons*	Greenhouse equipment	1	99,447.80
	Cambodia	ANGKOR THOM BOOK CENTER	Office supplies	1	33,300.00
	Cambodia	OMC Company	Motorcycles	1	34,920.00
	Cambodia	RMA (CAMBODIA) CO LTD	Passenger motor vehicles	1	84,000.00
	Cameroon	BIO FIELD	Tomato seeds or seedlings	1	91,600.00
	Central African Republic	AFRITTECH	Vegetable seeds and seedlings	1	37,764.84
	Central African Republic	CFAO CENTRAFRIQUE	Automobiles or cars	1	63,716.54
	Central African Republic	ETE Q	Agriculture, forestry and garden handtools	1	44,642.86
	Central African Republic	QUINCAILLERIE MBK	Agriculture, forestry and garden handtools	1	35,677.45
	Chad	ETABLISSEMENTS KMA	Vegetable seeds and seedlings	1	83,836.67
	Chad	ETS ABOU NIMA	Pipe piping and pipe fittings	1	62,833.01
	Chad	ETS ABOU NIMA	Pumps	1	31,136.77
	Chad	ETS DIBININTCHI BLANGO	Agriculture, forestry and garden handtools	1	66,347.43
	Chad	ETS DIBININTCHI BLANGO	Animal feed	1	30,611.09
	Chad	ETS DMD	Agriculture, forestry and garden handtools	1	39,328.16
	Chad	GINED SERVICES	Transportation components and systems	1	30,892.32
	Chad	Name withheld for security reasons*	Cereal seeds	1	41,155.26
	Chad	SOCIETE AKBAR TUBE	Agriculture, forestry and garden handtools	1	40,639.10
	Chad	SOPIVET SARL	Pharmaceuticals incl. Contraceptives and Vaccines	1	34,335.02
	Chile	EASY SA	Structural building products	1	34,298.64
	Chile	GESTION AUDIOVISUAL LTDA.	Video and combination video and audio presentation equipment	1	74,873.00
	China	Beijing Broshine Technologies Co., Ltd	Pesticides or pest repellents	1	56,312.83
	China	DANDONG HUAYI ECONOMIC TRADE CORPORATION	Plastic bars and sheets	1	542,564.30
	China	DANDONG ZHONGGANG TRADING CO LTD	Wheat seeds	1	509,550.00
	China	HUBEI FOTMA MACHINERY CO LTD	Agricultural tractors	1	61,804.53
	China	SHANGHAI KOYO-ANP IMP & EXP CO LTD	Agricultural tractors	1	113,227.16
	Colombia	AGROCOSUR	Hand tools	1	31,559.83
	Colombia	AGROCOSUR	Structural materials	1	67,280.57
	Colombia	AGROINSUMOS VALOYES	Fruit tree seeds or cuttings	1	30,058.35
	Colombia	AGROQUIBDO	Fertilizers and plant nutrients and herbicides	1	69,120.84
	Colombia	COMERCIALIZADORA INTERNACIONAL M.A.C LTDA	Structural materials	1	40,752.46
	Colombia	DINAMIX LTDA	Rope and chain and cable and wire and strap	1	42,523.87
	Colombia	EL NARANJAL	Live chickens	1	33,698.03
	Colombia	MERCADEO LTDA	Organic fertilizers and plant nutrients	1	45,728.19
	Colombia	MERCADEO LTDA	Securing and protecting supplies	1	33,350.88
	Colombia	MERCADEO LTDA	Structural materials	3	187,899.40
	Congo	CFAO (CONGO)	Passenger motor vehicles	1	35,164.65
	Dem. People's Rep. of Korea	DIPLOMATIC CORPS FRIENDSHIP IMPORT CORPORATION	Organic fertilizers and plant nutrients	1	335,300.00
	Dem. People's Rep. of Korea	Korea Jihung Technology Exchange Center	Securing and protecting supplies	1	32,573.89
	Democratic Rep. of the Congo	ALPHO TRADING	Agricultural machinery for cleaning and sorting and grading	1	85,931.00
	Democratic Rep. of the Congo	ALPHO TRADING	Agriculture, forestry and garden handtools	1	48,140.00
	Democratic Rep. of the Congo	ALPHO TRADING	Hand tools	2	395,503.60
	Democratic Rep. of the Congo	Appui au Développement Intégral du sankuru (ADIS)	Rice seeds or seedlings	1	31,350.00
	Democratic Rep. of the Congo	Association Coopérative des Apiculteurs et Agriculteurs de Mudaka (ACAM)	Vegetable seeds and seedlings	1	41,269.25
	Democratic Rep. of the Congo	ASSOCIATION DE MULTIPLICATEURS ET VENDEURS DE SEMENCES AM	Cereal seeds	1	50,738.00
	Democratic Rep. of the Congo	CENTRE DE DEVELOPPEMENT ET DE PROMOTION RURALE DU SANKUR	Vegetable seeds and seedlings	1	30,000.00
	Democratic Rep. of the Congo	CFAO MOTORS RDC	Passenger motor vehicles	1	32,011.86
	Democratic Rep. of the Congo	CSDFC	Agriculture, forestry and garden handtools	1	60,220.00
	Democratic Rep. of the Congo	Espoir pour le Développement du Sankuru	Bean seeds or seedlings	1	50,000.00
	Democratic Rep. of the Congo	ESPOIR POUR LE DEVELOPPEMENT DU SANKURU "E.D.S"	Vegetable seeds and seedlings	1	43,200.00
	Democratic Rep. of the Congo	Etablissement MUGISHO	Agricultural machinery for cleaning and sorting and grading	1	33,000.00
	Democratic Rep. of the Congo	Etablissement MUGISHO	Hand tools	1	212,245.90
	Democratic Rep. of the Congo	Name withheld for security reasons*	Structural building products	1	45,220.00
	Democratic Rep. of the Congo	GMS ONGD asbl	Bean seeds or seedlings	1	30,400.00
	Democratic Rep. of the Congo	GROUPE REDA	Agriculture, forestry and garden handtools	1	36,680.00
	Democratic Rep. of the Congo	GROUPE REDA	Structural building products	1	41,807.98
	Democratic Rep. of the Congo	Name withheld for security reasons*	Vegetable seeds and seedlings	1	41,700.00
	Democratic Rep. of the Congo	MEPADE ONGD	Vegetable seeds and seedlings	1	67,000.00
	Democratic Rep. of the Congo	ONGD UDEF	Vegetable seeds and seedlings	1	42,500.00
	Democratic Rep. of the Congo	Name withheld for security reasons*	Agriculture, forestry and garden handtools	1	34,237.50
	Denmark	ADVIZING IT AFS	Global positioning system GPS receiver	1	39,416.25
	Denmark	AFRICA AUTOMOTIVE A/S	Automobiles or cars	1	98,370.00
	Denmark	DANOFFICE APS	Computer Equipment and Accessories	9	582,076.70
	Denmark	DANOFFICE APS	Computers	10	457,080.00
	Denmark	DANOFFICE APS	Data Voice or Multimedia Network Equipment or Platforms	2	69,825.00
	Denmark	DANOFFICE APS	Fixed network equipment and components	1	65,181.85
	Denmark	DANOFFICE APS	Printing machinery and equipment	1	39,888.00
	Denmark	KJAER & KJAER A/S	Motorcycles	1	33,740.00
	Denmark	UNITED NATIONS OFFICE FOR PROJECT SERVICES (UNOPS)	Passenger motor vehicles	5	558,242.70
	Denmark	LES ETABLISSEMENTS TANI	Dietary supplements and nutritional therapy products	1	33,881.36

\* For security and privacy reasons, the name of the supplier is not displayed when it includes the name of an individual.

AGENCY	Location of Supplier	Name of Supplier	Description of Goods	#POs	Total Value of POs (USD)
	<b>FAO continued</b>				
Ecuador		Consultgeo Cia. Ltda	Electronic reference material	1	381,746.11
Ecuador		VIMEWORKS CIA. LTDA	Software	1	33,488.00
Egypt		CLINILAB IMPORT EXPORT AGENCIES	Laboratory blending and dispersing and homogenizing equipment	1	45,351.00
Egypt		FAME LIMITED CO.	Structures and Building and Manufacturing Components	4	295,061.76
Egypt		INTERNATIONAL GROUP FOR TRADING & DISTRIBUTION	Minibuses	1	55,775.00
El Salvador		BASCULAS Y BALANZAS, S.A. DE C.V.	Agricultural processing machinery and equipment	1	38,000.00
El Salvador		TECNICO MERCANTIL SA DE CV	Agricultural and forestry and landscape machinery and equipment	1	40,637.36
Eritrea		SHISHAY FEED PLC	Animal feed	1	48,889.71
Ethiopia		AFAR PASTORAL AND AGRO-PASTORAL RESEARCH INSTITUTE	Dietary supplements and nutritional therapy products	1	76,180.26
Ethiopia		AGRICULTURAL INPUTS SUPPLY ENTERPRISE (AISE)	Fertilizers and plant nutrients and herbicides	3	458,849.02
Ethiopia		AGRICULTURAL INPUTS SUPPLY ENTERPRISE (AISE)	Organic fertilizers and plant nutrients	1	101,488.67
Ethiopia		AHM ENTERPRISE	Pharmaceuticals incl. Contraceptives and Vaccines	1	51,944.14
Ethiopia		AHM ENTERPRISE	Veterinary equipment and supplies	1	105,131.92
Ethiopia		AMHARA SEED ENTERPRISE	Wheat seeds	1	242,026.43
Ethiopia		BRAT MULTISUPPLIES TRADING	Cooling equipment and parts and accessories	1	55,108.18
Ethiopia		DAT INTERNATIONAL TRADING PLC	Veterinary products	1	38,028.22
Ethiopia		ETHIOPIAN SEED ENTERPRISE	Cereal seeds	2	198,726.85
Ethiopia		HARAMAYA UNIVERSITY	Potato seeds or seedlings	1	59,353.45
Ethiopia		HARAMAYA UNIVERSITY	Sweet potato seeds or seedlings	2	136,798.16
Ethiopia		HOLUME PLANTS AND ANIMAL SEED MULTIPLICATION AND MARKETING	Potato seeds or seedlings	1	31,955.49
Ethiopia		MEKELLE AGRICULTURAL RESEARCH CENTER	Potato seeds or seedlings	1	32,188.84
Ethiopia		MULUGETA MATAFERIA BUILDING MATERIALS	Films	2	105,084.19
Ethiopia		MULUGETA MATAFERIA BUILDING MATERIALS	Structural building products	1	32,683.76
Ethiopia		MY-MEDIA ENGINEERING & TRADING PLC	Agricultural processing machinery and equipment	1	41,005.91
Ethiopia		NATIONAL VETERINARY INSTITUTE (NVI ETHIOPIA)	Veterinary equipment and supplies	2	164,247.32
Ethiopia		OROMIA SEED ENTERPRISE	Wheat seeds	1	51,168.93
Ethiopia		SHEWIT MESNO COOPERATIVE	Potato seeds or seedlings	1	34,976.15
Ethiopia		SOMALI REGIONAL STATE OF ETHIOPIA SEED AND FORAGE ENTERPRISE	Animal feed	2	125,107.29
Ethiopia		SUGAR CORPORATION	Animal feed	1	88,654.35
Ethiopia		WAMOLE SWEET POTATO SEED PRODUCTION	Vegetable seeds and seedlings	1	31,323.48
Fiji		NIRANJANS AUTOPORT LIMITED FIJI	Product and material transport vehicles	1	41,269.84
Finland		VERSEIDAG BALLISTIC PROTECTION OY	Personal safety and protection	1	47,946.54
France		CPS - CFAO PROCUREMENT SERVICES	Passenger motor vehicles	1	32,874.00
France		FRARIMPEX SARL	Animal feed	1	106,000.00
France		NOVACOM SERVICES	Time synchronized generator	1	62,613.19
France		OVERSEAS TRADE AND SERVICES (SOCIETE OTS)	Water pumps	1	372,774.99
Gambia		CFAO MOTORS GAMBIA	Passenger motor vehicles	1	115,220.00
Germany		BASF SE	Pesticides or pest repellents	1	892,080.00
Germany		BOSS PRO-TEC GMBH	Truck tractors	1	121,270.00
Germany		FARMINGTONS AUTOMOTIVE GMBH	Passenger motor vehicles	1	276,641.51
Germany		LABSCO - LABORATORY SUPPLY COMPANY GMBH & CO KG	Cryogenic or liquid nitrogen freezers	1	103,006.00
Germany		PHAESUN GMBH	Electrical Systems and Lighting and Components and Accessories	1	64,803.62
Germany		SIGMA LABORZENTRIFUGEN GMBH	Laboratory and Measuring and Observing and Testing Equipment	1	43,996.02
Germany		SOLAR23 GMBH	Industrial refrigeration	1	288,663.00
Germany		WILH LAMBRECHT GMBH	Weather stations	1	93,313.24
Germany		ZIEGRA EISMASCHINEN GMBH	Ice makers	1	76,770.00
Ghana		DENG LIMITED	Exterior lighting fixtures and accessories	1	73,413.97
Ghana		GERONIMO DATA SYSTEMS (GDS) AFRICA LIMITED	Call management systems or accessories	1	31,914.60
Ghana		MINISTRY OF TRADE AND INDUSTRY	Containers and storage	1	80,000.00
Ghana		PUMPTECH	Irrigation pumps	1	35,801.10
Gibraltar		ARMoured PROJECT VEHICLES LTD (APV LTD)	Station wagons	2	603,327.74
Gibraltar		TOYOTA GIBALTAR STOCKHOLDINGS LTD (TGS)	Automobiles or cars	3	145,156.61
Gibraltar		TOYOTA GIBALTAR STOCKHOLDINGS LTD (TGS)	Passenger motor vehicles	22	2,147,749.79
Gibraltar		TOYOTA GIBALTAR STOCKHOLDINGS LTD (TGS)	Station wagons	4	188,213.53
Guinea		AFRIBONE GUINEE	Telephone equipment	1	31,459.32
Guinea		ENTREPRISE TIDIANE AGRICULTURE	Sulphuric fertilizer	1	34,269.94
Guinea		ETS LIN BALAMOU	Agricultural machinery for cleaning and sorting and grading	1	82,086.96
Guinea		GUICOP	Phosphatic fertilizer	1	55,258.27
Guinea		S.E.S. PLUS	Power generators	1	74,115.94
Guinea-Bissau		PHYTOSEM	Wheelbarrows	1	31,749.01
Haiti		ASSOCIATION DES PRODUCTEURS AGRICOLES ET DE STOCKAGE	Tree and shrub seeds and cuttings	1	45,005.65
Haiti		BARIK DISTRIBUTION STORE	Commercial fish hooks	1	39,568.00
Haiti		Federasyon Nasyonal Pwodikite Ayisyen	Containers and storage	1	53,456.23
Haiti		Name withheld for security reasons*	Tree and shrub seeds and cuttings	1	52,225.77
Haiti		Name withheld for security reasons*	Wheelbarrows	1	57,233.40
Haiti		FRANCOIS MURAT EXCELLENT SA	Fishing and aquaculture equipment	1	41,446.00
Haiti		GREEN ENERGY SOLUTIONS	Lamps and lightbulbs	1	60,000.00
Haiti		IRPDS AGRICULTURE PLUS	Vegetable seeds and seedlings	1	97,359.75
Haiti		SOGEMOP	Fruit tree seeds or cuttings	1	51,639.38
Haiti		TOTAL HAITI SA	Fuels	1	42,111.25
Honduras		DIMACO	Structural materials	1	34,924.73
Honduras		FERTICA HONDURAS	Organic fertilizers and plant nutrients	1	30,768.62
Honduras		FERTICA HONDURAS	Phosphatic fertilizer	2	124,844.18
Honduras		HJALATERIA VALLE	Structural building products	1	81,371.95
Honduras		IMFERRA S.A. DE C.V.	Structural materials	2	167,157.65
Honduras		LARACH CIA S DE RL DE CV	Concrete and cement and plaster	1	36,730.82
India		AMBALA AGRO MACHINERIES PVT LTD	Agricultural and forestry and landscape machinery and equipment	1	84,965.00
India		MAALAB SCIENTIFIC EQUIPMENT (I) PVT LTD	Laboratory supplies and fixtures	1	189,820.50
India		MAXCARE MARKETING & TECHNICAL SERVICES	Agricultural processing machinery and equipment	1	97,728.00
Indonesia		CV LINTAS CAKRAWALA	Livestock	1	70,351.24
Indonesia		CV MANDIRI JAYA	Organic fertilizers and plant nutrients	1	33,187.19
Indonesia		PT TOYOTA ASTRA MOTOR	Automobiles or cars	1	42,539.96
Ireland		LANDESK INTERNATIONAL LTD	Software	1	133,965.82
Ireland		LINKEDIN IRELAND LIMITED	Software	1	31,385.87
Israel		HACHAKLAIT VETERINARY SERVICES	Veterinary equipment and supplies	2	181,360.27
Israel		MAKHTESHIM CHEMICAL WORKS LTD	Pesticides or pest repellents	1	144,000.00
Israel		NETAFIM (ACS LTD)	Agricultural machinery for soil preparation	1	71,450.00
Israel		Toyota Zamir Jerusalem Ltd	Passenger motor vehicles	2	224,652.57
Italy		ADITINET CONSULTING SPA	Software	1	108,965.97
Italy		AMBROSIANA LAMIERE SRL	Corrugated steel sheet	1	82,980.00
Italy		AYNO VIDEOCONFERENZE SRL	Audio and visual equipment	1	33,028.53
Italy		AYNO VIDEOCONFERENZE SRL	Video and combination video and audio presentation equipment	1	399,126.53
Italy		BAGNETTI SRL	Removable storage media	1	39,521.73
Italy		BPT s.p.a a Socio Unico	Security surveillance and detection	1	57,797.68
Italy		COSMIC BLUE TEAM SPA	Removable storage media	1	31,182.07
Italy		ECOBYTE TECHNOLOGY SRL	Computer servers	1	143,157.39
Italy		EDISCO SRL	Audio visual equipment accessories	1	43,920.47
Italy		ELECTROLUX PROFESSIONAL SPA	Institutional food services equipment	1	243,640.75
Italy		ELETTROSERVICE SPA	Electrical cable and accessories	1	32,694.76
Italy		ENDECO SPA	Diesel generators	2	356,250.00
Italy		ENDECO SPA	Pumps	1	160,100.00
Italy		ENDECO SPA	Water pumps	1	153,100.00
Italy		ENGINEERING INGEGNERIA INFORMATICA SPA	Software	1	818,628.35
Italy		ERREBIAN SPA	Office supplies	1	563,093.62
Italy		FERRINO & C. SPA	Power generators	2	183,140.00
Italy		FUMAGALLI COMPONENTI SPA	Institutional hand dryers	1	219,336.46
Italy		GESCA DYNAMICS S.R.L.	Software	1	138,127.32
Italy		HARPA ITALIA SRL	Computer servers	5	443,920.42
Italy		HITRAC ENGINEERING GROUP SRL	Cooling equipment and parts and accessories	3	115,924.98
Italy		IBM ITALIA SPA	Software	1	249,278.36
Italy		IRDI SYSTEMS SRL	Surveillance and detection equipment	1	42,740.84
Italy		IZSLER IST ZOOPROFILATTICO SPERIMENTALE B.UBERTINI	Clinical and diagnostic analyzers and accessories and supplies	1	34,000.00
Italy		MERCEDES-BENZ ROMA SPA	Passenger motor vehicles	1	46,796.56
Italy		ORACLE ITALIA SRL	Software	2	341,454.96
Italy		OSV SRL ORGANIZZAZIONE SVILUPPO VENDITE	Agricultural and forestry and landscape machinery and equipment	1	52,422.12

\* For security and privacy reasons, the name of the supplier is not displayed when it includes the name of an individual.

AGENCY	Location of Supplier	Name of Supplier	Description of Goods	#POs	Total Value of POs (USD)
	<b>FAO continued</b>				
	Italy	OSV SRL ORGANIZZAZIONE SVILUPPO VENDITE	Agricultural processing machinery and equipment	1	100,627.84
	Italy	OSV SRL ORGANIZZAZIONE SVILUPPO VENDITE	Agricultural tractors	1	193,350.65
	Italy	PROJECT INFORMATICA SRL	Personal digital assistant PDAs or organizers	1	442,312.50
	Italy	SAS INSTITUTE SRL	Software	2	117,014.50
	Italy	SERENA SOFTWARE EUROPE LTD	Software	1	62,713.50
	Italy	Siap + Micros Srl	Weather stations	1	78,467.48
	Italy	SOVIMP SRL	Agriculture, forestry and garden handtools	1	49,582.00
	Italy	SUBA SEEDS COMPANY SPA	Fruit tree seeds or cuttings	1	69,997.29
	Italy	SUBA SEEDS COMPANY SPA	Vegetable seeds and seedlings	1	49,857.35
	Italy	TIBURTINI SRL	Promotional material or annual reports	1	47,581.16
	Italy	WURTH SRL	Structures and Building and Manufacturing Components	1	35,202.09
	Japan	GERBER, J & COMPANY (JAPAN) LTD	Motorcycles	2	102,628.00
	Japan	TOYOTA MOTOR CORPORATION	Passenger motor vehicles	1	31,226.53
	Jordan	JOVAC - JORDAN BIO INDUSTRIES CENTER	Veterinary equipment and supplies	4	3,715,500.00
	Kenya	AMIRAN KENYA LTD	Sesame seeds	1	157,860.00
	Kenya	AMIRAN KENYA LTD	Tomato seeds or seedlings	1	104,944.24
	Kenya	BARO ENTERPRISES LTD	Hand tools	1	35,961.00
	Kenya	BIAB INTERNATIONAL AB	Ultra cold or ultralow upright cabinets or freezers	1	252,310.00
	Kenya	BIOSYSTEMS LAB SUPPLIES	Industrial refrigeration	1	63,000.00
	Kenya	Bob Morgan Services Ltd	Security or access control systems	1	32,340.50
	Kenya	CMC MOTORS GROUP LIMITED	Agricultural tractors	1	74,526.75
	Kenya	EAST AFRICAN SUPPLIES & LOGISTICS LTD	Agriculture, forestry and garden handtools	1	30,454.00
	Kenya	EAST AFRICAN SUPPLIES & LOGISTICS LTD	Pesticides or pest repellents	1	79,230.90
	Kenya	FMD EAST AFRICA	Agricultural tractors	2	490,000.00
	Kenya	INSTOL LIMITED	Food preparation machinery	1	84,312.40
	Kenya	JUBBA MANAGEMENT AND BUSINESS CONSULTANTS	Industrial food and beverage equipment	1	154,940.00
	Kenya	KENHORN JUBA (K) LTD	Containers and storage	1	58,800.00
	Kenya	PROSPECTUS THERAPEUTICS LTD	Veterinary equipment and supplies	1	46,700.00
	Kenya	Reliable Commodity Solution Ltd	Securing and protecting supplies	1	44,090.00
	Kenya	ROTACHEM EA LTD	Pharmaceuticals incl. Contraceptives and Vaccines	1	120,612.25
	Kenya	SHAAKIR INTERNATIONAL TRADING CO. LTD	Goats	1	576,384.00
	Kenya	SHEPHERD COMPANY LIMITED	Pharmaceuticals incl. Contraceptives and Vaccines	1	74,375.00
	Kenya	SUMMIT PHARMACEUTICALS	Veterinary equipment and supplies	1	81,740.00
	Kenya	TECHNO RELIEF GROUP	Agriculture, forestry and garden handtools	1	64,074.90
	Kenya	TECHNO RELIEF GROUP	Bags	1	37,246.67
	Kenya	TECHNO RELIEF GROUP	Structural building products	1	159,097.26
	Kenya	VETERINARY & AGRONOMIC E.A. LTD	Vegetable seeds and seedlings	1	49,893.71
	Lao People's Democratic Rep.	Sengsakhone	Dispersing and spraying appliances for agriculture	1	66,737.28
	Lebanon	Al Farid General Trading	Poultry and livestock equipment	1	97,450.00
	Lebanon	Bassoul Hneiné	Station wagons	1	35,500.00
	Lebanon	DEBBANE FRERES TRADING SAL OFFSHORE	Pesticides or pest repellents	1	32,600.00
	Lebanon	LIBAN SOL SARL	Agricultural processing machinery and equipment	2	114,325.00
	Lebanon	LIBAN SOL SARL	Poultry and livestock equipment	2	288,013.00
	Lebanon	NJ SH LATHES WORKS EST	Agricultural processing machinery and equipment	1	69,750.00
	Lebanon	RASAMNY-YOUNIS MOTOR CO. SAL	Passenger motor vehicles	1	40,000.00
	Lebanon	Teletrade Computer Systems	Computer Equipment and Accessories	1	34,100.00
	Lesotho	ALFA-AGRO CHEM (PTY) LTD	Fertilizers and plant nutrients and herbicides	2	432,992.50
	Lesotho	CHEMBI (Pty) Ltd T/A	Laboratory and Measuring and Observing and Testing Equipment	1	38,671.09
	Lesotho	FARM WORLD	Cereal seeds	1	48,500.00
	Lesotho	MASERU TOYOTA (PTY) LTD	Passenger motor vehicles	1	37,690.62
	Lesotho	MASERU TOYOTA (PTY) LTD	Station wagons	1	41,338.58
	Lesotho	MED SUPPLIERS	Vegetable seeds and seedlings	1	48,357.77
	Lesotho	PANNAR SEED LESOTHO PTY LTD	Bean seeds or seedlings	1	188,500.00
	Lesotho	PANNAR SEED LESOTHO PTY LTD	Wheat seeds	1	240,175.95
	Liberia	GLOBAL LOGISTICS	Ice makers	1	30,675.00
	Liberia	GREEN FARM POULTRY & GEN. SUPPLIES	Fertilizers and plant nutrients and herbicides	1	37,520.00
	Liberia	UNITED MOTOR COMPANY	Passenger motor vehicles	1	35,750.00
	Luxembourg	DOMETIC SARL	Laboratory cooling equipment	1	105,950.04
	Madagascar	MADAGASCAR AUTOMOBILE (MADAUTO)	Cargo trucks	2	381,560.00
	Madagascar	MADAGASCAR AUTOMOBILE (MADAUTO)	Passenger motor vehicles	1	32,000.00
	Madagascar	TOYOTA RASSETA	Automobiles or cars	1	31,620.39
	Madagascar	TOYOTA RASSETA	Passenger motor vehicles	2	1,258,759.54
	Malawi	FARMERS WORLD	Fertilizers and plant nutrients and herbicides	2	100,497.92
	Malawi	FWAMAH INVESTMENT	Fertilizers and plant nutrients and herbicides	1	35,036.80
	Malawi	RAB PROCESSORS LTD	Fertilizers and plant nutrients and herbicides	4	266,938.43
	Malawi	SEED CO MALAWI LIMITED	Cereal seeds	1	64,350.00
	Malawi	SUNDAY TRADING	Vegetable seeds and seedlings	1	43,312.50
	Malawi	UNIVERSAL TRADING COMPANY 2005	Water pumps	2	114,283.49
	Malawi	WINDMILL MALAWI LIMITED	Fertilizers and plant nutrients and herbicides	3	230,796.49
	Mali	Name withheld for security reasons*	Wheelbarrows	1	75,113.88
	Mali	DAMA ENTREPRISE SARL	Fertilizers and plant nutrients and herbicides	1	53,509.55
	Mali	Ets Moctar SIMPARA	Fencing	1	684,507.00
	Mali	Name withheld for security reasons*	Animal feed	1	48,806.37
	Mali	Name withheld for security reasons*	Cereal seeds	1	33,789.22
	Mali	Name withheld for security reasons*	Fuels	1	37,788.77
	Mali	PKM INTERNATIONAL	Nitrogen Phosphorous Potassium Mixtures NPK	1	529,216.37
	Mali	S.E. TRA SA	Pumps	1	74,552.52
	Mali	SAHEL-DISTRIBUTION ET SERVICES SARL	Hand tools	1	177,013.13
	Mali	Société Mali Paysans sarl	Potato seeds or seedlings	1	80,456.86
	Mali	SOCIÉTÉ D'EQUIPEMENTS ET D'INTRANTS AGRICOLES AU MALI (SEIAM)	Nitrogen Phosphorous Potassium Mixtures NPK	1	128,389.25
	Mali	Name withheld for security reasons*	Fuels	1	34,294.67
	Mali	TOTAL MALI	Fuels	1	160,354.33
	Mali	TROPIC EQUIPMENT SARL	Agriculture, forestry and garden handtools	1	40,097.67
	Mauritania	CPVS SANTE ANIMALE	Pharmaceuticals incl. Contraceptives and Vaccines	1	140,360.50
	Mauritania	Ets Mohamedou O/ Rabani	Agriculture, forestry and garden handtools	1	43,666.84
	Mauritania	SOMACOGIR	Non electric iron and steel wire	1	64,727.65
	Mexico	ELIPSIS EN ORDENADORES SA DE CV	Computer Equipment and Accessories	1	102,715.45
	Mexico	FRENTE 8 VUELTA SA DE CV	Reference books	1	43,629.59
	Mozambique	AFRITOOLO MOZAMBIQUE LIMITADA	Agriculture, forestry and garden handtools	1	37,333.33
	Mozambique	CICLOMOTORES LDA	Motorcycles	1	51,217.82
	Mozambique	IAP - INSUMOS, AGRICULTURA E PECUARIA	Cereal seeds	1	81,442.73
	Mozambique	MARINE SERVICE, LDA	Motorcycles	1	44,896.55
	Mozambique	MINERVA CENTRAL, LDA	Power conditioning equipment	1	31,231.23
	Mozambique	MoAfer Industrias Alimentares S.A.	Vegetable seeds and seedlings	2	133,817.99
	Mozambique	PHOENIX SEEDS, LDA	Cereal seeds	1	56,310.35
	Mozambique	TOYOTA DE MOZAMBIQUE	Passenger motor vehicles	2	149,419.19
	Myanmar	Ayar Myay General Trading	Fertilizers and plant nutrients and herbicides	1	42,345.10
	Myanmar	Marlarmyayng Company Ltd.	Fertilizers and plant nutrients and herbicides	2	133,598.03
	Myanmar	MY Associates Co., Ltd.	Laboratory supplies and fixtures	1	60,005.00
	Myanmar	Seven Tigers Trading Company Limited	Vegetable seeds and seedlings	1	33,667.35
	Namibia	SOLTEC CC	Solar generators	1	110,254.88
	Netherlands	AUTOCAR INTERNATIONAL BV	Passenger motor vehicles	4	1,276,312.00
	Netherlands	BAKKER BROTHERS ZAADTEELT EN ZAADHANDEL BV	Cabbage seeds or seedlings	1	123,730.00
	Netherlands	BAKKER BROTHERS ZAADTEELT EN ZAADHANDEL BV	Cucumber seeds or seedlings	2	163,398.00
	Netherlands	BAKKER BROTHERS ZAADTEELT EN ZAADHANDEL BV	Grass and forage seeds and seedlings	1	211,750.00
	Netherlands	DURABILIT BV	Data Voice or Multimedia Network Equipment or Platforms	1	35,550.97
	Netherlands	GLOBE CORPORATION BV	Laboratory and Measuring and Observing and Testing Equipment	1	41,067.01
	Netherlands	IPA INTERNATIONAL PROCUREMENT AGENCY BV	Laboratory and Measuring and Observing and Testing Equipment	1	44,324.20
	Netherlands	IPA INTERNATIONAL PROCUREMENT AGENCY BV	Veterinary equipment	1	114,065.94
	Netherlands	SIMONIS BV INDUSTRIE-EN HANDELSONDERNERNING	Pesticides or pest repellents	3	1,455,659.00
	Netherlands	TRANSMOTORS BV	Automobiles or cars	1	69,983.00
	Netherlands	TRANSMOTORS BV	Passenger motor vehicles	1	62,572.00
	New Zealand	MORE4APPS NZ LIMITED	Software	1	38,241.00
	New Zealand	Taylor Built	Agricultural tractors	1	102,459.75
	New Zealand	Taylor Built	Fertilizers and plant nutrients and herbicides	1	94,350.49

\* For security and privacy reasons, the name of the supplier is not displayed when it includes the name of an individual.

AGENCY	Location of Supplier	Name of Supplier	Description of Goods	#POs	Total Value of POs (USD)
	<b>FAO continued</b>				
New Zealand		VENTURE EXPORTS LIMITED	Bean seeds or seedlings	1	66,803.36
New Zealand		VENTURE EXPORTS LIMITED	Passenger motor vehicles	1	35,305.16
Nicaragua		CENTENO COMERCIAL S.A.	Hand tools	1	51,486.09
Nicaragua		CENTENO COMERCIAL S.A.	Tanks and cylinders and their accessories	1	98,879.84
Nicaragua		FERRETERIA LA FE S A	Securing and protecting supplies	1	36,685.23
Nicaragua		HORTICOLA ECOLOGISTA SA (HORTECO SA)	Rice seeds or seedlings	1	36,065.00
Nicaragua		RAPPACCIOLI MCGREGOR SA - RAMAC	Fertilizers and plant nutrients and herbicides	1	68,432.00
Nicaragua		SABINA DE INGENIERIA SA	Agricultural and forestry and landscape machinery and equipment	1	71,289.00
Nicaragua		Tramesa Comercial S.A.	Hand tools	1	31,184.15
Niger		CAIMA	Fertilizers and plant nutrients and herbicides	3	238,320.05
Niger		Coopérative Alfarey Mazada	Cereal seeds	1	33,809.69
Niger		Coopérative Zaneydou	Cereal seeds	1	123,579.38
Niger		CPS IRI	Cereal seeds	1	38,607.58
Niger		Name withheld for security reasons*	Livestock	1	44,592.31
Niger		Ets Oumarou Amada	Livestock	1	51,557.64
Niger		Name withheld for security reasons*	Vegetable seeds and seedlings	1	41,370.18
Niger		Name withheld for security reasons*	Cereal seeds	2	936,078.78
Niger		Name withheld for security reasons*	Vegetable seeds and seedlings	1	411,284.40
Niger		OP Yan Albassa	Vegetable seeds and seedlings	1	31,811.60
Nigeria		FISH FOR ALL KONSULT	Fish food pellets	1	93,108.13
Nigeria		FISH FOR ALL KONSULT	Live fish	1	77,404.93
Nigeria		GRAND CEREALS LTD	Fish food pellets	1	279,173.67
Nigeria		NIGERIAN INSTITUTE FOR OCEANOGRAPHY AND MARINE RESEARCH	Agricultural and forestry and landscape machinery and equipment	1	46,227.90
Nigeria		NIGERIAN STORED PRODUCTS RESEARCH INSTITUTE	Agricultural processing machinery and equipment	1	48,008.52
Nigeria		ZAMITS GLOBAL FARM	Live fish	1	77,169.93
Pakistan		ABID HUSSAIN SHAH CORPORATION	Poultry and livestock equipment	1	39,408.72
Pakistan		AL HAMD TRADERS	Fertilizers and plant nutrients and herbicides	1	98,946.95
Pakistan		ALLIED ENGINEERING & SERVICES (PVT) LTD	Diesel generators	1	30,806.49
Pakistan		ALLIED POULTRY FEEDS & CHICKS	Animal feed	1	45,914.94
Pakistan		ARYAN SEED CORPORATION	Wheat seeds	2	341,281.77
Pakistan		BASGROW ZARAT KADHA	Wheat seeds	1	40,834.40
Pakistan		ELECTROLINE	Power conditioning equipment	2	79,815.14
Pakistan		HYDERABAD SEED CORPORATION	Wheat seeds	1	164,670.66
Pakistan		JULLUNDAR (PVT) LIMITED	Wheat seeds	1	43,947.06
Pakistan		LEADING EDGE TECHNOLOGIES	Fixed network equipment and components	1	30,322.28
Pakistan		M.AMAR ENTERPRISES	Nitrogen Phosphorous Potassium Mixtures NPK	1	31,427.22
Pakistan		MAXIM INTERNATIONAL (PVT) LTD	Animal feed	1	100,899.71
Pakistan		MEHBOOB CORPORATION	Chemical fertilizers and plant nutrients	2	1,076,039.86
Pakistan		MEHBOOB CORPORATION	Nitrogen Phosphorous Potassium Mixtures NPK	1	97,655.95
Pakistan		PERVEZ NURSERY	Grass and forage seeds and seedlings	1	38,090.74
Pakistan		Reflecdca (Pvt) Limited	Wheat seeds	1	99,713.87
Pakistan		SABOOR CHICKS	Live chickens	3	131,167.75
Pakistan		True Fix	Computer servers	1	114,606.30
Pakistan		UNITED AGRO CHEMICALS	Fertilizers and plant nutrients and herbicides	1	62,796.30
Pakistan		VPL LIMITED	Diesel generators	1	53,266.70
Panama		FUNDACION LOGISTICA HUMANITARIA	Industrial refrigeration	1	62,636.50
Panama		GRUPO URANO SA	Laboratory centrifuges and accessories	1	31,742.13
Papua New Guinea		TOYOTA TSUSHO (PNG) LIMITED	Station wagons	1	41,802.97
Paraguay		GRUPO EMPRESARIAL DEL PARAGUAY S.A.	Structural building products	1	50,062.75
Paraguay		SERVICIOS DE PRODUCCION AVICOLA	Birds and fowl	1	42,384.98
Peru		ALABAMA SA	Cereal seeds	1	50,037.91
Peru		EDU REPRESENTACIONES EIRLTD	Length and thickness and distance measuring instruments	1	88,119.03
Peru		RC INTEGRACIONES LOGISTICAS SAC	Agriculture, forestry and garden handtools	1	66,645.18
Peru		TQC SEMILLAS SAC	Rice seeds or seedlings	1	37,869.60
Peru		Name withheld for security reasons*	Bean seeds or seedlings	1	46,015.60
Philippines		ALS MARINE CENTER CORPORATION	Marine transport	1	145,263.11
Philippines		Name withheld for security reasons*	Rice seeds or seedlings	1	60,377.09
Philippines		CARMEN AGRICULTURAL RESOURCES AND DEVELOPMENT PRODUCER	Rice seeds or seedlings	1	65,429.23
Philippines		CENTRAL ISULAN MULTI PURPOSE COOPERATIVE	Rice seeds or seedlings	1	80,064.09
Philippines		DAVAO MULTI-PURPOSE SEED PRODUCERS COOPERATIVE (DAMSEPCO)	Rice seeds or seedlings	1	49,439.23
Philippines		DRREF AGRI PRODUCTS MARKETING	Rice seeds or seedlings	3	307,770.85
Philippines		ELENA V. CO HARDWARE INC.	Agriculture, forestry and garden handtools	1	47,749.83
Philippines		FLOR DELFIN IRON SHOP	Agriculture, forestry and garden handtools	1	273,804.08
Philippines		FLOR DELFIN IRON SHOP	Hand tools	2	217,129.01
Philippines		GMG AGRI FARM PRODUCTS	Cattle	1	40,544.48
Philippines		NORTHLAND AGRI PRODUCTS & SERVICES	Cereal seeds	1	71,503.37
Philippines		NEUEA ECUA SEED GROWERS MULTI-PURPOSE COOPERATIVE	Rice seeds or seedlings	1	133,410.67
Philippines		ROXAS HYBRID SEEDS MPC	Rice seeds or seedlings	3	334,593.73
Philippines		SEED PRODUCERS COOPERATIVE OF OCCIDENTAL MINDORO (SEPCOM)	Rice seeds or seedlings	1	134,557.11
Philippines		SOLANDA ENTERPRISES, INCORPORATION	Engines	1	75,966.86
Philippines		TOYOTA PASONG TAMO INC.	Passenger motor vehicles	1	104,211.49
Philippines		TRAMAT MERCANTILE INC	Agricultural and forestry and landscape machinery and equipment	1	136,084.10
Philippines		UNIVERSAL HARVESTER, INC	Fertilizers and plant nutrients and herbicides	3	1,665,301.44
Philippines		VBARR MARKETING CORPORATION	Organic fertilizers and plant nutrients	1	97,876.86
Philippines		YAMANI ENTERPRISES	Commercial fishing nets	1	42,696.43
Philippines		ZAMBALES SEED GROWERS MPC	Rice seeds or seedlings	1	115,165.94
Portugal		REAL SALES - GESTAO COMERCIAL E TRADING LDA	Aquaculture equipment	1	95,306.28
Russian Federation		FEDERAL GOVERNMENTAL BUDGETARY INSTITUTE (FGBI ARRIAH)	Veterinary equipment and supplies	2	288,702.00
Rwanda		COJEPENYA	Wood	1	53,006.02
Samoa		AGRICULTURE STORE CORPORATION	Agriculture, forestry and garden handtools	1	71,251.54
Samoa		Bluebird Lumber & Hardware	Agriculture, forestry and garden handtools	1	30,436.68
Samoa		Soil Health Pacific	Agriculture, forestry and garden handtools	1	51,569.54
Saudi Arabia		AL-FALAH AUTO COMPANY	Passenger motor vehicles	3	142,266.66
Saudi Arabia		AL-JAZIRAH VEHICLES AGENCIES CO.LTD	Passenger motor vehicles	1	41,426.67
Saudi Arabia		AL-Jomaih Automotive Co.	Passenger motor vehicles	2	88,533.33
Saudi Arabia		AL-JOMAIH AUTOMOTIVE JEDDAH BRANCH	Passenger motor vehicles	1	66,800.00
Saudi Arabia		DAR AL-ZAHARAWI MEDICAL LLC.	Laboratory and Measuring and Observing and Testing Equipment	1	64,000.00
Saudi Arabia		HUDDUD AL TEQNIYA LTD.	Software	1	50,933.32
Saudi Arabia		LABOON FOOD PRODUCTION COMPANY LTD.	Livestock	1	99,840.00
Saudi Arabia		RESTECH FOR MEDICAL AND SCIENTIFIC EQUIPMENT	Laboratory and Measuring and Observing and Testing Equipment	1	97,173.33
Saudi Arabia		SAFWAT AL-KHARJ CONTRACTING ESTABLISHMENT	Audio and visual equipment	1	99,866.67
Senegal		CAPSI	Agricultural and forestry and landscape machinery and equipment	1	86,635.18
Senegal		F K S LE FOUR DU KHALIFE SARL	Animal feed	1	90,936.74
Senegal		GIE SAPRET	Structures and Building and Manufacturing Components	1	41,090.86
Senegal		SEDAB-SARL	Caigua seeds or seedlings	1	156,665.50
Senegal		SEDAB-SARL	Nitrogen Phosphorous Potassium Mixtures NPK	2	185,709.08
Senegal		SEMAF	Tomato seeds or seedlings	1	34,515.08
Senegal		SOPEL SN	Veterinary equipment	1	79,299.68
Somalia		Al-Fadli General Trading Company	Water pumps	1	72,163.71
Somalia		CITY CENTER TECHNO (LLC)	Ice makers	1	376,920.00
Somalia		Darusalam Seed Production Enterprises	Cereal seeds	1	92,100.00
Somalia		Sesame Seed Improvement and Multiplication Association - (SESIMA)	Sesame seeds	1	137,820.00
Somalia		VICTORIA FURNITURES LTD	Furniture and Furnishings	1	95,175.00
South Africa		AVIMA (PTY) LTD	Pesticides or pest repellents	1	1,090,560.00
South Africa		BASF SOUTH AFRICA (PTY) LTD	Pesticides or pest repellents	2	442,956.99
South Africa		JMB WATER STORAGE SOLUTIONS CC	Aquaculture equipment	1	38,611.24
South Africa		LAC CORPORATE SUPPLIERS cc	Personal safety and protection	1	36,844.99
South Africa		MACCAFERRI SA (PTY) LTD	Agriculture, forestry and garden handtools	1	35,655.00
South Africa		STARKE AYRES PTY LTD	Vegetable seeds and seedlings	1	82,108.32
South Africa		V & M GRAINS CC	Animal feed	2	1,351,827.50
South Africa		XCALLIBRE	Software	1	61,842.90
South Sudan		INAMDAR HOLDING LTD	Motorcycles	2	191,750.00
South Sudan		KAGELU FORESTRY TRAINING CENTRE(KFTC)	Fruit tree seeds or cuttings	1	80,576.27
South Sudan		KAGELU FORESTRY TRAINING CENTRE(KFTC)	Tree and shrub seeds and cuttings	1	49,629.62
South Sudan		TECHNO RELIEF GROUP	Hand tools	1	130,756.60

\* For security and privacy reasons, the name of the supplier is not displayed when it includes the name of an individual.

AGENCY				Total Value of
Location of Supplier	Name of Supplier	Description of Goods	#POs	POs (USD)
South Sudan	TECHNO RELIEF SUDAN LTD	Agriculture, forestry and garden handtools	1	130,757.40
South Sudan	TECHNO RELIEF SUDAN LTD	Fishing and aquaculture equipment	1	464,850.40
South Sudan	UNITED NATIONS MISSION IN SOUTH SUDAN	Fuels	1	183,243.00
Spain	BM GLOBAL BUSINESS SL	Pumps	1	65,399.21
Spain	CZ VETERINARIA SA	Veterinary equipment and supplies	1	61,130.00
Spain	GOZPER S COOP	Dispensing and spraying appliances for agriculture	1	185,595.00
Spain	NOVEDADES AGRICOLAS SA	Pumps	1	55,004.70
Spain	TECNICAS DE CONTROL SA	Projectors and supplies	1	65,393.25
Sri Lanka	AGRO VET FARM	Cattle	2	130,434.78
Sri Lanka	All Focus (Private) Ltd	Rice seeds or seedlings	1	98,032.66
Sri Lanka	ASIA AGRO SERVICES (PVT) LTD	Vegetable seeds and seedlings	2	150,140.85
Sri Lanka	CEYNOR FOUNDATION LIMITED	Commercial fishing nets	1	72,567.82
Sri Lanka	DEPARTMENT OF ANIMAL PRODUCTION & HEALTH - NORTHERN PROVINCE	Birds and fowl	1	39,209.48
Sri Lanka	Lanka Ashok Leyland PLC	Minibuses	1	39,789.79
Sri Lanka	MAGMA ANIMAL PRODUCTS	Birds and fowl	1	38,830.04
Sri Lanka	PULATHISI PRAJA SANWARDANA SAMAGAMA	Rice seeds or seedlings	1	47,651.52
Sri Lanka	SEED AND PLANTS DISTRIBUTORS	Rice seeds or seedlings	1	53,357.39
Sri Lanka	Thalawa High Breeds International Pvt Ltd	Cattle	2	109,583.47
Sri Lanka	TOYOTA LANKA (PVT) LTD	Passenger motor vehicles	4	259,981.20
Sri Lanka	V S INFORMATION SYSTEMS (PVT) LTD	Computers	1	34,426.09
Palestine (State of)	ABDEL AAL RAGHEB COMPANY	Sheep	4	209,546.08
Palestine (State of)	AHMED AL DHADOUH COMPANY	Rabbits	3	316,741.87
Palestine (State of)	AHMED ANAYEH AND PARTENRA COMPANY	Domestic kitchenware and kitchen supplies	1	30,718.59
Palestine (State of)	AL MAKHARZEH STORES	Grass and forage seeds and seedlings	1	204,161.98
Palestine (State of)	AL SABI COMPANY	Plastic bars and sheets	1	49,917.80
Palestine (State of)	AL Sanable Company	Pharmaceuticals incl. Contraceptives and Vaccines	1	35,489.94
Palestine (State of)	AL SHAARAWIEIH NURSERY	Vegetable seeds and seedlings	1	51,167.84
Palestine (State of)	AL WOSTA COMPANY	Animal feed	1	66,760.97
Palestine (State of)	AL YASMEEN CO FOR AGRICULTURAL ENGINEERING	Livestock feed	1	97,168.59
Palestine (State of)	ALSANABEL COMPANY	Veterinary equipment and supplies	1	488,821.43
Palestine (State of)	ALSANABEL COMPANY	Veterinary products	1	58,938.55
Palestine (State of)	ATA ABU ALRUB NURSERY	Seeds and bulbs and seedlings and cuttings	1	78,864.74
Palestine (State of)	ATEA KESHO & SONS CO	Aquaculture equipment	1	273,254.21
Palestine (State of)	COMPANY TWOM ODEH FOR AGRICULTURAL INPUTS	Plastic bars and sheets	1	88,838.74
Palestine (State of)	FADEL IMAD HAMADA AND HIS BROTHERS COMPANY	Live chickens	1	322,656.03
Palestine (State of)	HARVEST MODERN COMPANY (ALHASSAD COMPANY)	Poultry and livestock equipment	1	201,856.63
Palestine (State of)	HUSNI AL BILAWI FOR GENERAL TRADING	Beekeeping equipment	1	89,881.60
Palestine (State of)	IYAD AL ATTAR COMPANY	Animal feed	1	66,415.95
Palestine (State of)	IYAD AL ATTAR COMPANY	Water testing and conservation and ecology	1	36,775.12
Palestine (State of)	KHUDAIR BROTHERS COMPANY	Greenhouse equipment	1	47,366.98
Palestine (State of)	KHUDAIR BROTHERS COMPANY	Organic fertilizers and plant nutrients	1	35,332.00
Palestine (State of)	MIQDADI AGRICULTURAL MATERIALS COMPANY	Fertilizers and plant nutrients and herbicides	1	97,021.04
Palestine (State of)	SUHEIL ABU HALIMA COMPANY	Plastic bars and sheets	2	368,530.16
Palestine (State of)	TECHNOGREEN COMPANY (RAMALLAH)	Agricultural and forestry and landscape machinery and equipment	2	518,246.58
Palestine (State of)	TECHNOGREEN COMPANY (RAMALLAH)	Beekeeping equipment	1	39,454.20
Palestine (State of)	TECHNOGREEN COMPANY (RAMALLAH)	Containers and storage	1	71,210.36
Palestine (State of)	TECHNOGREEN COMPANY (RAMALLAH)	Emergency and field medical services kits	1	34,092.62
Palestine (State of)	TECHNOGREEN COMPANY (RAMALLAH)	Plastic bars and sheets	1	53,746.57
Palestine (State of)	WALEED AL ARDA COMPANY FOR AGRICULTURE INPUTS	Agricultural machinery for harvesting	1	199,282.36
Sudan	AGRIBUSINESS SUDAN COMPANY LTD	Cereal seeds	1	50,077.54
Sudan	AGRIBUSINESS SUDAN COMPANY LTD	Pea seeds or seedlings	1	161,570.11
Sudan	AL dabbagh Development	Pharmaceuticals incl. Contraceptives and Vaccines	2	160,498.12
Sudan	AL dabbagh Development	Veterinary equipment and supplies	1	35,474.64
Sudan	CENTRAL VETERINARY RESEARCH LABORATORIES	Veterinary equipment and supplies	3	281,720.45
Sudan	GOLDEN ARROW CO. LTD.	Passenger motor vehicles	2	248,500.00
Sudan	Hamad Mohamed Musa Enterprises for Agricultural Services	Millet seeds	1	35,122.82
Sudan	IBI Solar	Pumps	1	94,066.32
Sudan	Ministry of Agriculture and Animal Resources and Natural Resources	Veterinary equipment and supplies	1	48,387.10
Sudan	Ministry of Animal Recourses and Fisheries	Veterinary equipment and supplies	2	208,968.81
Sudan	Ministry of Animal Resource Fisheries & Range Land	Veterinary equipment and supplies	1	52,989.13
Sudan	OMDURMAN DIGGING EQUIPMENT AND MATERIALS FACTORY	Agriculture, forestry and garden handtools	1	61,801.08
Sudan	OMDURMAN DIGGING EQUIPMENT AND MATERIALS FACTORY	Hand tools	2	133,877.99
Sudan	RANS FOR AGRIC SERVICES & INVESTMENT CO	Sesame seeds	1	151,776.63
Sudan	SARARAT INTERNATIONAL CO	Sorghum seeds	1	45,920.10
Sudan	SARARAT INTERNATIONAL CO	Vegetable seeds and seedlings	1	49,799.74
Sudan	SUDANESE AGROBUSINESS GROUP (SAG)	Vegetable seeds and seedlings	1	46,014.49
Sudan	ZAS FOR IMPROVED SEEDS & CROPS PRODUCTION	Sorghum seeds	1	120,059.79
Swaziland	AFRITOOL PTY LTD	Agriculture, forestry and garden handtools	1	100,020.00
Swaziland	ENGEN Swaziland Pty Ltd	Fuels	1	123,722.43
Swaziland	ERG Swaziland Pty Ltd	Pipe piping and pipe fittings	1	31,811.97
Swaziland	Farm Services (Pty) Ltd	Agricultural machinery for soil preparation	1	40,164.57
Swaziland	SIA ta BUILDERS WAREHOUSE	Tanks and cylinders and their accessories	1	274,059.21
Switzerland	INTERTRADE INTERNATIONAL SERVICES (IIS)	Agricultural and forestry and landscape machinery and equipment	1	45,186.76
Switzerland	INTERTRADE INTERNATIONAL SERVICES (IIS)	Veterinary equipment	1	49,960.00
Switzerland	PRIONICS AG	Clinical and diagnostic analyzers and accessories and supplies	1	39,485.00
Syrian Arab Republic	GENERAL ORGANIZATION FOR FODDER	Animal feed	2	1,005,050.00
Syrian Arab Republic	GENERAL ORGANIZATION FOR SEED MULTIPLICATION (GOSM)	Barley seeds	1	686,501.35
Syrian Arab Republic	GENERAL ORGANIZATION FOR SEED MULTIPLICATION (GOSM)	Wheat seeds	3	4,257,714.72
Tajikistan	JSC AVTOREM	Threshing machines	2	97,400.00
Tajikistan	Production Cooperative "Latif Murodov"	Wheat seeds	1	39,659.75
Tajikistan	Silicon World Computer LLC	Computer Equipment and Accessories	1	124,895.83
Thailand	GIBTHAI CO LTD	Laboratory and Measuring and Observing and Testing Equipment	1	38,907.85
Thailand	PCL HOLDING CO LTD	Laboratory and Measuring and Observing and Testing Equipment	1	47,610.92
Thailand	SJS FINE IMPORTS CO., LTD.	Station wagons	1	43,295.00
Thailand	TOYOTA PARAGON MOTOR COMPANY LIMITED	Minivans or vans	1	63,415.41
Togo	EVERYTHING, Togo	Agriculture, forestry and garden handtools	2	119,108.87
Togo	STIEA SARL	Fertilizers and plant nutrients and herbicides	1	73,567.63
Togo	STIEA SARL	Vegetable seeds and seedlings	1	42,530.47
Tonga	Nishi Trading Co.Ltd	Fertilizers and plant nutrients and herbicides	1	32,571.70
Tunisia	ISOLAB	Agricultural and forestry and landscape machinery and equipment	1	36,367.05
Turkey	SEHA MUHENDISLIK MUSAVIRLIK TIC VE MAK SAN LTD STI	Computer servers	1	30,313.03
Uganda	Alidi United Company Ltd.	Goats	1	87,685.92
Uganda	EAST AFRICAN SEED (U) LTD	Cereal seeds	1	34,510.00
Uganda	JRA Vet Partners	Goats	1	39,585.90
Uganda	Kakise Holdings Ltd	Livestock	1	76,163.98
Uganda	NASECO (1996) LTD (NALWEYO SEED COMPANY)	Sorghum seeds	1	59,216.00
Uganda	QUALITY CHEMICALS LIMITED	Veterinary equipment and supplies	1	60,000.00
Uganda	Soroti Agricultural Implements and Machinery Manufacturing Company Limited	Agricultural and forestry and landscape machinery and equipment	1	44,467.60
Uganda	Soroti Agricultural Implements and Machinery Manufacturing Company Limited	Agricultural processing machinery and equipment	1	46,728.97
Uganda	Temele Development Organisation Ltd.	Livestock	2	131,120.86
Uganda	Tianjin Machinery Company Uganda Limited	Agriculture, forestry and garden handtools	1	49,702.97
Uganda	TOYOTA UGANDA LTD	Motorcycles	2	127,802.00
Uganda	TOYOTA UGANDA LTD	Passenger motor vehicles	1	32,939.00
Uganda	Tusam Enterprises Uganda Limited	Goats	1	41,569.71
Uganda	VICTORIA SEEDS LIMITED	Bean seeds or seedlings	1	106,887.58
United Arab Emirates	AGRI COMMODITIES & FINANCE FZE	Fertilizers and plant nutrients and herbicides	1	191,835.40
United Arab Emirates	AL SHIRAWI ENTERPRISES LLC	Irrigation pumps	1	46,045.00
United Arab Emirates	AL WATHBA MARIONNET LLC	Fruit tree seeds or cuttings	1	61,650.00
United Arab Emirates	International Armored Group	Passenger motor vehicles	1	995,360.00
United Arab Emirates	OKI GENERAL TRADING LLC	Passenger motor vehicles	1	121,700.00
United Arab Emirates	PEACOCK ELECTROMECHANICAL TRADING CO LLC	Agricultural and forestry and landscape machinery and equipment	1	165,225.00
United Arab Emirates	TRUEBELL MARKETING & TRADING LLC	Passenger motor vehicles	1	65,552.00
United Arab Emirates	WORLD FOOD PROGRAMME (WFP)	Automobiles or cars	1	51,693.91
United Arab Emirates	WORLD FOOD PROGRAMME (WFP)	Radio frequency transmitters or receivers	1	45,739.00
United Kingdom	CODAN LTD	Radio receivers	1	137,272.42

\* For security and privacy reasons, the name of the supplier is not displayed when it includes the name of an individual.

AGENCY	Location of Supplier	Name of Supplier	Description of Goods	#POs	Total Value of POs (USD)
<b>FAO continued</b>					
United Kingdom		FG WILSON (ENGINEERING) LTD	Diesel generators	1	91,839.00
United Kingdom		MARSTON BOOK SERVICES LTD.	Printed publications	1	31,914.89
United Kingdom		MEDIWORLD LIMITED	Laboratory and Measuring and Observing and Testing Equipment	1	41,509.75
United Kingdom		MICRON GROUP	Dispensing and spraying appliances for agriculture	1	46,672.00
United Kingdom		MICRON SPRAYERS LIMITED	Dispensing and spraying appliances for agriculture	9	1,042,982.25
United Kingdom		MICROSOFT IRELAND OPERATIONS LTD	Software	1	49,746.96
United Kingdom		SHEARGOLD LIMITED	Computer Equipment and Accessories	1	35,200.00
United Kingdom		SHEARGOLD LIMITED	Safety apparel	2	98,489.10
United Kingdom		STEPHAN UK LTD	Industrial food and beverage equipment	1	74,269.00
United Kingdom		UNITED SHIELD INTERNATIONAL LIMITED	Personal safety and protection	1	56,870.00
United Kingdom		IWA PRODUCTS UK LTD	Safety apparel	1	40,630.50
United States of America		AGRI CONSULTANTS AND SUPPLIERS	Pumps	2	79,012.50
United States of America		AGRI CONSULTANTS AND SUPPLIERS	Vegetable seeds and seedlings	1	31,225.00
United States of America		AGRICULTURAL TRADING COMPANY LIMITED	Fertilizers and plant nutrients and herbicides	3	223,843.75
United States of America		BATTELLE MEMORIAL INSTITUTE	Hydrological instruments	1	80,400.00
United States of America		E LOGIC INC	Computer Equipment and Accessories	1	111,015.00
United States of America		XINDA NETWORKS INC	Data Voice or Multimedia Network Equipment or Platforms	1	436,421.01
United States of America		FORESTRY SUPPLIERS INC	Length and thickness and distance measuring instruments	2	73,779.60
United States of America		Life Fitness	Physical and occupational therapy and rehabilitation products	1	104,382.00
United States of America		MELBOURNE IT DBS INC	Software	1	42,440.32
United States of America		NOETIX UK LTD	Software	1	74,747.11
United States of America		NYIOMBO INVESTMENTS (MW) LTD	Fertilizers and plant nutrients and herbicides	6	379,321.24
United States of America		PLANSON INTERNATIONAL INC	Computer servers	2	266,641.20
United States of America		PLANSON INTERNATIONAL INC	Power conditioning equipment	1	39,163.00
United States of America		POWER STEERING SOFTWARE INC	Software	1	132,648.00
United States of America		SUTRON CORPORATION	Weather stations	1	35,948.50
United States of America		UNITED NATIONS	Electronic publications and music	1	43,347.00
Viet Nam		Ha Phuong Equipment Co., LTD	Laboratory and Measuring and Observing and Testing Equipment	1	38,310.14
Viet Nam		IDEAL FARMING CORPORATION, HCMC, VIETNAM	Agricultural and forestry and landscape machinery and equipment	1	49,932.69
Viet Nam		VIET ANH INSTRUMENTS CO LTD	Laboratory and Measuring and Observing and Testing Equipment	1	36,628.38
Viet Nam		VIET ANH INSTRUMENTS CO LTD	Veterinary equipment and supplies	1	49,942.38
Yemen		Al-Fakhray for General Trading & Agencies	Animal feed	1	56,948.50
Yemen		Al-Farouk Center for Farms Services	Animal feed	1	331,851.72
Yemen		AL-KBOUS INDUSTRIAL TRADING & INVESTMENT GROUP	Agricultural and forestry and landscape machinery and equipment	1	132,624.00
Yemen		ALRAWABI FOR AGRICULTURE TRADING	Organic fertilizers and plant nutrients	1	144,400.00
Yemen		AlSaeed Stores for Iron	Structural building products	1	85,674.42
Yemen		GENERAL SEEDS MULTIPLICATION CORPORATION	Cereal seeds	1	33,271.33
Yemen		NAFCO	Vegetable seeds and seedlings	1	47,200.00
Yemen		Sana'a Veterinary Clinic	Veterinary equipment and supplies	1	105,000.00
Yemen		Yareem Center for Poultry Farms Services	Live chickens	1	182,058.14
Zambia		Diesel Electric Ltd	Diesel generators	1	65,035.71
Zambia		PANNAR SEED (ZAMBIA) LIMITED	Seeds and bulbs and seedlings and cuttings	1	199,800.00
Zambia		TOYOTA ZAMBIA LTD	Minivans or vans	1	86,702.36
Zimbabwe		KELLY ROB AIRCONDITIONING SYSTEMS (PVT) LTD	Air conditioners	1	74,397.00
Zimbabwe		NATIONAL FOODS OPERATIONS LIMITED	Animal feed	2	3,787,455.00
Zimbabwe		PROGRESS MARKETING	Structural building products	1	137,707.81
Zimbabwe		TS TIMBER	Structural building products	1	63,562.14
Zimbabwe		V & W ENGINEERING & INSTALLATIONS (PVT) LTD	Agricultural and forestry and landscape machinery and equipment	1	432,198.70
<b>IAEA</b>					
Armenia		Armenian Scientific Research Institute for NPP Operation - ARMATOM	Cameras	1	34,569.54
Austria		A1 Telekom Austria AG	Fixed network equipment and components	4	140,028.52
Austria		AB Sciex Austria GMBH	Spectroscopic equipment	1	418,026.87
Austria		ACP IT Solutions GmbH	Fixed network equipment and components	7	3,000,196.13
Austria		ACP IT Solutions GmbH	Other Goods	1	34,263.89
Austria		ACP IT Solutions GmbH	Software	3	192,919.11
Austria		Agilent Technologies Oesterreich GmbH	Laboratory and Measuring and Observing and Testing Equipment	1	35,960.87
Austria		AMEX EXPORT-IMPORT Ges.m.b.H.	Agricultural and forestry and landscape machinery and equipment	3	130,252.99
Austria		AMEX EXPORT-IMPORT Ges.m.b.H.	Laboratory and Measuring and Observing and Testing Equipment	26	1,604,108.71
Austria		AMEX EXPORT-IMPORT Ges.m.b.H.	Laboratory entomological equipment and accessories	1	47,668.48
Austria		AMEX EXPORT-IMPORT Ges.m.b.H.	Medical Equipment and Accessories and Supplies	1	31,264.64
Austria		Analog & Digital Messtechnik GesmbH	Measuring and observing and testing instruments	1	36,109.93
Austria		arbyte web solutions GmbH	Software	1	41,610.60
Austria		Autohaus Liewers AG	Motor Vehicles and Parts, Accessories and Components	1	67,755.71
Austria		AV Professional Herbert Hietler GmbH	Other Goods	1	64,907.09
Austria		BACHER SYSTEMS EDV GmbH	Fixed network equipment and components	1	47,431.93
Austria		BACHER SYSTEMS EDV GmbH	Information Technology Broadcasting and Telecommunications	2	392,071.61
Austria		Bechtle GmbH	Personal computers	2	60,264.90
Austria		Berthold Technologies GmbH	Gas analyzers and monitors	3	96,467.55
Austria		BIO-RAD Laboratories Ges.m.b.H.	Laboratory and Measuring and Observing and Testing Equipment	1	70,201.99
Austria		Bitl Technology GmbH	Gas analyzers and monitors	1	189,883.44
Austria		Bruker Austria GmbH	Gas analyzers and monitors	1	70,198.68
Austria		Bruker Austria GmbH	Spectroscopic equipment	2	269,271.53
Austria		Buchta & Dank GmbH	Measuring and observing and testing instruments	1	83,523.18
Austria		CA Software A-sterreich GmbH	Software	1	76,821.19
Austria		CANBERRA PACKARD Central Europe GmbH	Air conditioners	2	142,622.81
Austria		CANBERRA PACKARD Central Europe GmbH	Dosimetry equipment	11	677,671.52
Austria		CANBERRA PACKARD Central Europe GmbH	Gas analyzers and monitors	21	2,640,799.34
Austria		CANBERRA PACKARD Central Europe GmbH	Hot cell devices	1	116,874.17
Austria		CANBERRA PACKARD Central Europe GmbH	Laboratory and Measuring and Observing and Testing Equipment	4	340,569.53
Austria		CANBERRA PACKARD Central Europe GmbH	Nuclear evaluation instruments	1	186,352.85
Austria		CANBERRA PACKARD Central Europe GmbH	Spectroscopic equipment	4	217,440.00
Austria		Comporex Austria GmbH	Software	2	106,791.68
Austria		DMG / MORI SEIKI AUSTRIA GMBH	Other Goods	1	143,046.36
Austria		DMG / MORI SEIKI AUSTRIA GMBH	Software	1	70,827.81
Austria		Elekta GmbH	Other Goods	3	565,649.00
Austria		Elekta GmbH	Particle accelerator	1	892,561.59
Austria		Euromsoft - Digital Medien & Software	Notebook computers	1	37,255.63
Austria		Euromsoft - Digital Medien & Software	Software	1	30,516.56
Austria		HALI-BAEROMA-BEL Ges.m.b.H.	Furniture	3	100,480.04
Austria		Horiba GmbH	Measuring and observing and testing instruments	1	43,334.77
Austria		IBM Oesterreich Internationale Bueromaschinen GmbH	Software	3	374,194.10
Austria		IVELLIO-VELLIN	Laser printers	3	104,947.03
Austria		IVELLIO-VELLIN	Notebook computers	1	31,278.15
Austria		IVELLIO-VELLIN	Personal computers	4	214,839.74
Austria		Kaleidoscope Communications Solutions	Software	1	46,357.62
Austria		Kapsch BusinessCom AG	Software	1	126,683.76
Austria		Kolbinger Electronic	Passive discrete components	1	39,683.31
Austria		MEET Instruments GmbH	Gas analyzers and monitors	10	995,760.40
Austria		MEET Instruments GmbH	Other Goods	1	119,205.30
Austria		METTLER-TOLEDO Ges.m.b.H.	Laboratory and Measuring and Observing and Testing Equipment	1	36,642.38
Austria		MICROSOFT Ges.m.b.H.	Software	5	519,849.34
Austria		Minerva Wissenschaftliche Buchhandlung	Printed publications	1	62,224.03
Austria		Mondi Paper Sales GmbH	Printing and writing paper	1	33,602.30
Austria		Olympus Austria	Laboratory and Measuring and Observing and Testing Equipment	2	238,718.06
Austria		Open Text Software GmbH	Software	1	187,047.22
Austria		Oracle Austria GmbH	Software	7	851,446.72
Austria		Otto SAUSENG GmbH	Passive discrete components	1	71,717.88
Austria		PCS IT-Trading GmbH	Software	2	188,649.00
Austria		PFEIFFER VACUUM Austria GmbH	Laboratory and Measuring and Observing and Testing Equipment	2	86,625.19
Austria		Prutscher Laboratory Systems GmbH	Laboratory and Measuring and Observing and Testing Equipment	1	57,281.31
Austria		Reichhoff & Reichhoff GmbH	Fixed network equipment and components	1	199,370.86
Austria		RS COMPONENTS Handelsges.mbh	Other Goods	1	31,404.66
Austria		RS COMPONENTS Handelsges.mbh	Passive discrete components	1	38,148.24
Austria		S&T Austria GmbH	Software	1	33,095.40
Austria		SAS Institute Software GmbH	Software	1	35,352.98

\* For security and privacy reasons, the name of the supplier is not displayed when it includes the name of an individual.

AGENCY	Location of Supplier	Name of Supplier	Description of Goods	#POs	Total Value of POs (USD)
IAEA continued					
Austria		SCHMIDBERGER ELEKTRO Ges.m.b.H.	Fixed network equipment and components	1	30,543.05
Austria		Schunk Intec GmbH	Laboratory and Measuring and Observing and Testing Equipment	1	35,218.54
Austria		Seenor GmbH	Laboratory and Measuring and Observing and Testing Equipment	1	53,016.56
Austria		Shimadzu Handelsgesellschaft mbH	Chromatographic measuring instruments and accessories	1	55,862.85
Austria		Shimadzu Handelsgesellschaft mbH	Laboratory and Measuring and Observing and Testing Equipment	3	204,807.28
Austria		Sitexs-Databusiness IT Solutions GmbH	Notebook computers	4	146,370.85
Austria		Sitexs-Databusiness IT Solutions GmbH	Nuclear evaluation instruments	3	112,460.93
Austria		SOFTWARE GmbH Oesterreich	Software	1	322,530.38
Austria		SSI Schaefer Shop GmbH	Printing and writing paper	1	36,158.94
Austria		Syrch and Partner Informatik KEGa	Software	1	41,006.62
Austria		TeoBit Handelsgesellschaft m.b.H	Passive discrete components	1	65,960.26
Austria		TECHWORK Data GmbH	Software	1	191,291.97
Austria		Thermo Fisher Scientific Messtechnik GmbH	Laboratory and Measuring and Observing and Testing Equipment	2	77,430.46
Austria		Thermo Fisher Scientific Messtechnik GmbH	Spectroscopic equipment	2	652,980.14
Austria		Thermo Fisher Scientific wissenschaftliche Gerate GmbH	Spectroscopic equipment	2	88,105.96
Austria		VWR International GmbH AUS-USA	Dosimetry equipment	2	63,032.39
Austria		VWR International GmbH AUS-USA	Laboratory and Measuring and Observing and Testing Equipment	24	1,243,987.81
Austria		VWR International GmbH AUS-USA	Laboratory entomological equipment and accessories	2	70,446.36
Austria		VWR International GmbH AUS-USA	Other Goods	1	48,364.24
Austria		WIESNER-HAGER GmbH	Furniture	1	37,764.24
Austria		Wolfgang Denzel	Motor Vehicles and Parts, Accessories and Components	1	52,980.13
Austria		XEROX Austria GmbH	Photocopiers	1	30,265.74
Belgium		Cypra International SPRL	Medical Equipment and Accessories and Supplies	1	42,218.54
Belgium		Eckert and Ziegler BEBIG s.a.	Brachytherapy units	3	1,320,066.11
Belgium		Orfit Industries NV	Dosimetry equipment	1	61,763.05
Bulgaria		EPSILON MEDICAL BULGARIA Ltd	Laboratory and Measuring and Observing and Testing Equipment	1	72,423.84
Bulgaria		GITAVA - Ltd.	Irradiation equipment	1	54,304.64
Burkina Faso		CIRDES-Centre international de Recherche-Developpement	Laboratory and Measuring and Observing and Testing Equipment	1	41,841.06
Burkina Faso		CIRDES-Centre international de Recherche-Developpement	Laboratory entomological equipment and accessories	1	32,900.66
Canada		Acura of Oakville	Motor Vehicles and Parts, Accessories and Components	1	35,127.22
Canada		Alamonde Canada Ltd.	Passive discrete components	1	165,604.87
Canada		Best Theratronics Ltd.	Medical Equipment and Accessories and Supplies	1	31,603.34
Canada		Best Theratronics Ltd.	Radiotherapy teletherapy products	2	163,884.76
Canada		BOT ENGINEERING Ltd	Gas analyzers and monitors	3	145,369.38
Canada		BOT ENGINEERING Ltd	Nuclear evaluation instruments	3	1,350,071.52
Canada		Channel Systems Incorporated	Nuclear evaluation instruments	3	487,624.79
Canada		Channel Systems Incorporated	Passive discrete components	1	33,862.21
Canada		Pico Envirotec Inc.	Gas analyzers and monitors	1	78,132.41
Canada		SEASTAR CHEMICALS	Laboratory and Measuring and Observing and Testing Equipment	1	64,258.56
Canada		STAR,IK Ltd Canada	Measuring and observing and testing instruments	1	42,550.00
Canada		TEKRAN INSTRUMENTS CORPORATION	Laboratory and Measuring and Observing and Testing Equipment	1	57,852.53
China		STARLIMS ASIA PACIFIC LTD	Software	1	64,918.82
Costa Rica		Orgoma	Laboratory and Measuring and Observing and Testing Equipment	1	467,920.53
Croatia		EKOTEH Dosimetry	Gas analyzers and monitors	1	104,635.76
Croatia		EKOTEH Dosimetry	Tanks and cylinders and their accessories	1	87,417.22
Czech Republic		UJP Praha a.s.	Other Goods	1	63,373.51
Czech Republic		UJP Praha a.s.	Radiotherapy teletherapy products	2	760,352.32
Denmark		Danoffice Ltd	Fixed network equipment and components	1	33,719.87
Denmark		J J X-Ray A/S	Laboratory and Measuring and Observing and Testing Equipment	1	52,251.66
Denmark		Secunia ApS	Software	1	39,735.10
Ecuador		FIELQUIMEC CIA. LTDA	Spectroscopic equipment	1	213,762.37
Egypt		Agitech - Arabian Group for Intregated Technologies	Chromatographic measuring instruments and accessories	1	125,329.88
Ethiopia		United Nations Development Program	Motor Vehicles and Parts, Accessories and Components	1	73,266.44
France		ADS Laminare S.A.	Laboratory and Measuring and Observing and Testing Equipment	1	108,472.85
France		AERIAL Centre de Ressources Technologiques	Spectroscopic equipment	1	45,099.34
France		AIRINSPACE S.E.	Air conditioners	1	108,079.47
France		Airax Systems	Laboratory and Measuring and Observing and Testing Equipment	3	93,509.94
France		CEM W Waves	Laboratory and Measuring and Observing and Testing Equipment	1	55,219.54
France		Charles River Laboratories	Laboratory and Measuring and Observing and Testing Equipment	1	33,966.89
France		Detec Europe	Gas analyzers and monitors	2	216,357.62
France		Euriware SA	Software	1	60,553.64
France		Getinge-La Calhã ne	Motor Vehicles and Parts, Accessories and Components	1	41,387.02
France		JACOMEX SAS	Hot cell devices	1	1,286,603.97
France		Landauer Europe	Dosimetry equipment	2	160,397.36
France		Landauer Europe	Gas analyzers and monitors	1	71,748.34
France		MIRION TECHNOLOGIES IST	Gas analyzers and monitors	1	204,953.64
France		PERKIN ELMER S.A.	Laboratory and Measuring and Observing and Testing Equipment	1	81,301.99
France		PHOTONIS France S.A.S.	Gas analyzers and monitors	1	33,973.51
France		Saphymo	Gas analyzers and monitors	1	36,164.24
France		Waters SAS	Chromatographic measuring instruments and accessories	1	263,576.16
Germany		Active Components GmbH	Passive discrete components	1	40,238.94
Germany		Aibotix GmbH	Other Goods	1	197,683.44
Germany		Analyticon Instruments GmbH	Spectroscopic equipment	2	104,463.58
Germany		BrainLAB Sales GmbH	Medical Equipment and Accessories and Supplies	1	244,987.43
Germany		Clavis Deutschland GmbH	Laboratory and Measuring and Observing and Testing Equipment	1	147,409.27
Germany		COMSOL Multiphysics GmbH	Software	1	32,417.22
Germany		Dr. NEUMANN Elektronik GmbH	Nuclear evaluation instruments	2	3,513,864.90
Germany		Dr. NEUMANN Elektronik GmbH	Passive discrete components	1	45,198.68
Germany		Dr. Westmeier GmbH	Spectroscopic equipment	1	60,847.68
Germany		DSG Detector Systems GmbH	Spectroscopic equipment	1	52,715.23
Germany		FCI	Laboratory and Measuring and Observing and Testing Equipment	2	167,933.77
Germany		FLIR Radiation	Gas analyzers and monitors	10	1,136,133.90
Germany		FLIR Radiation	Nuclear evaluation instruments	1	188,503.31
Germany		GBS Elektronik GmbH	Nuclear evaluation instruments	1	116,043.44
Germany		GC TECHNOLOGY GmbH	Gas analyzers and monitors	1	84,980.13
Germany		Gerads GmbH	Laboratory and Measuring and Observing and Testing Equipment	1	31,097.35
Germany		Huber Diffraktionstechnik GmbH and Co. KG	Laboratory and Measuring and Observing and Testing Equipment	1	55,856.95
Germany		IBA DOSIMETRY GmbH	Dosimetry equipment	2	80,688.08
Germany		IBA DOSIMETRY GmbH	Gas analyzers and monitors	2	63,512.05
Germany		IBA DOSIMETRY GmbH	Medical Equipment and Accessories and Supplies	1	35,969.54
Germany		IGG Institute for Scientific Instrumens GmbH	Gas analyzers and monitors	1	46,185.43
Germany		INTEGRA Biosciences GmbH	Laboratory and Measuring and Observing and Testing Equipment	1	198,013.25
Germany		ION-TOF GmbH	Spectroscopic equipment	1	116,993.38
Germany		L.O.T. Oriel GmbH	Gas analyzers and monitors	1	37,668.87
Germany		LABSCO Laboratory Supply Company GmbH&Co	Air conditioners	1	63,560.26
Germany		LABSCO Laboratory Supply Company GmbH&Co	Laboratory and Measuring and Observing and Testing Equipment	7	436,576.26
Germany		LABSCO Laboratory Supply Company GmbH&Co	Passive discrete components	1	30,562.91
Germany		LABSCO Laboratory Supply Company GmbH&Co	Pharmaceuticals incl. Contraceptives and Vaccines	1	32,274.01
Germany		Magnettech GmbH	Dosimetry equipment	1	74,834.44
Germany		Magnettech GmbH	Spectroscopic equipment	1	77,748.34
Germany		MCV Mobile VideoCommunication GmbH	Other Goods	1	52,664.94
Germany		mesytec GmbH & Co. KG	Laboratory and Measuring and Observing and Testing Equipment	1	30,972.19
Germany		Meta Systems GmbH	Laboratory and Measuring and Observing and Testing Equipment	1	33,774.83
Germany		MVC Mobile VideoCommunication AG	Passive discrete components	2	88,201.60
Germany		Partec GmbH	Laboratory and Measuring and Observing and Testing Equipment	1	54,251.66
Germany		QUANTACHROME GmbH & Co. KG	Laboratory and Measuring and Observing and Testing Equipment	1	81,854.30
Germany		RadPro International GmbH	Dosimetry equipment	2	79,436.43
Germany		RadPro International GmbH	Gas analyzers and monitors	1	98,643.71
Germany		RadPro International GmbH	Safety apparel	1	56,158.94
Germany		Saphymo GmbH	Laboratory and Measuring and Observing and Testing Equipment	1	44,527.15
Germany		Sartorius Stedim Biotech GmbH	Laboratory and Measuring and Observing and Testing Equipment	1	47,483.44
Germany		Scintomics GmbH	Laboratory and Measuring and Observing and Testing Equipment	3	277,086.85
Germany		SIEMENS AG	Brachytherapy units	1	126,760.26
Germany		SIEMENS AG	Measuring and observing and testing instruments	1	42,309.93
Germany		SIEMENS AG	Medical diagnostic x ray products	1	120,741.72

\* For security and privacy reasons, the name of the supplier is not displayed when it includes the name of an individual.

AGENCY	Location of Supplier	Name of Supplier	Description of Goods	#POs	Total Value of POs (USD)
	<b>IAEA continued</b>				
	Germany	SIEMENS AG	Radiotherapy simulators	2	935,609.27
	Germany	SPECTRO ANALYTICAL INSTRUMENTS GmbH	Spectroscopic equipment	2	209,771.82
	Germany	Springer Customer Service Center GmbH	Printed publications	1	70,870.20
	Germany	THERMO ELECTRON ERLANGEN	Dosimetry equipment	4	436,011.82
	Germany	THERMO ELECTRON ERLANGEN	Gas analyzers and monitors	2	80,188.08
	Germany	Thermo Fisher Scientific Messtechnik GmbH	Dosimetry equipment	4	428,893.27
	Germany	Thermo Fisher Scientific Messtechnik GmbH	Gas analyzers and monitors	7	429,975.22
	Germany	TQS Technical Quartz Solutions GmbH	Laboratory and Measuring and Observing and Testing Equipment	1	32,386.75
	Germany	TSI GmbH	Laboratory and Measuring and Observing and Testing Equipment	1	30,496.69
	Germany	Varian Medical Systems Haan GmbH	Brachytherapy units	1	43,150.64
	Germany	WITec GmbH	Viewing and observing instruments and accessories	1	207,947.02
	Hungary	Hungarian Academy of Sciences- Research Centre for Astronomy and Earth S	Other Goods	1	41,059.60
	Hungary	HUNGAROSTER Co. Ltd.	Isotopes	1	505,960.26
	Hungary	Institute of Isotopes Co. Ltd.	Isotopes	1	193,377.48
	Hungary	Institute of Isotopes Co. Ltd.	Radiotherapy teletherapy products	1	172,185.43
	Hungary	Mediso Medical Imaging Systems	Cameras	10	3,942,768.20
	Hungary	Mirrotrom Ltd.	Laboratory and Measuring and Observing and Testing Equipment	2	256,026.49
	Indonesia	PT. Kromtekindo Utama	Laboratory and Measuring and Observing and Testing Equipment	1	89,707.95
	Ireland	Microsoft (Ireland)	Software	3	1,010,656.83
	Israel	Bio-Fly	Laboratory entomological equipment and accessories	1	61,200.00
	Israel	Xenometrix Ltd	Spectroscopic equipment	1	86,077.88
	Italy	Comecer S.P.A	Industrial nucleonic instruments	1	1,057,337.75
	Italy	Joint Research Center	Laboratory and Measuring and Observing and Testing Equipment	3	134,569.60
	Italy	MecMurphil	Hot cell devices	1	192,052.98
	Italy	Milestone S.R.L.	Spectroscopic equipment	1	39,134.53
	Italy	Murphil sri	Hot cell devices	2	483,262.06
	Italy	Perkin Elmer Italia S.p.A.	Gas analyzers and monitors	3	414,130.86
	Italy	Perkin Elmer Italia S.p.A.	Laboratory and Measuring and Observing and Testing Equipment	3	287,830.34
	Italy	Perkin Elmer Italia S.p.A.	Safety apparel	1	54,425.03
	Italy	TEMA SINERGIE S.p.A.	Hot cell devices	1	91,390.73
	Japan	CANBERRA JAPAN K.K.	Software	1	93,293.97
	Japan	Chiyoda Technol Corporation	Dosimetry equipment	1	252,047.83
	Japan	JAPAN RADIOISOTOPE Association	Isotopes	1	44,568.58
	Japan	Kato Tech Co. Ltd.	Laboratory and Measuring and Observing and Testing Equipment	1	76,923.81
	Latvia	Baltic Scientific Instruments Ltd.	Gas analyzers and monitors	4	225,675.49
	Latvia	ZRF RITEC SIA	Gas analyzers and monitors	2	180,887.42
	Luxembourg	Dokumenta S.A.	Software	1	165,456.95
	Mexico	KIMECA.NET SA DE CV	Software	1	81,895.84
	Mexico	TecnofA-sica, S.A. de C.V.	Laboratory and Measuring and Observing and Testing Equipment	1	33,258.77
	Morocco	MABIOTECH	Laboratory and Measuring and Observing and Testing Equipment	1	48,613.51
	Netherlands	Fox Crypto BV	Fixed network equipment and components	1	66,998.01
	Netherlands	IDB Holland	Pharmaceuticals incl. Contraceptives and Vaccines	1	34,470.20
	Netherlands	PANalytical B.V.	Spectroscopic equipment	1	182,781.46
	Netherlands	ScienceDirect Elsevier	Printed publications	1	107,011.10
	Philippines	BRHL Trading & Industrial Construction Corporation	Laboratory and Measuring and Observing and Testing Equipment	1	115,333.28
	Poland	POLATOM	Isotopes	1	31,350.99
	Republic of Korea	Macrogen Inc.	Laboratory and Measuring and Observing and Testing Equipment	1	37,192.05
	Russian Federation	Aspect Scientific Production Center	Gas analyzers and monitors	1	79,066.23
	Russian Federation	Open Joint Stock Company OJSC YAFI	Software	1	39,602.65
	Russian Federation	Scientific Engineering Center Nuclear Physics Researches	Nuclear evaluation instruments	2	610,463.57
	Russian Federation	SPC ASPECT	Gas analyzers and monitors	1	101,788.08
	Russian Federation	VTK Untest Ltd.	Measuring and observing and testing instruments	1	31,456.95
	Serbia	DSP Chromatography d.o.o.	Laboratory and Measuring and Observing and Testing Equipment	1	51,689.79
	Serbia	DSP Chromatography d.o.o.	Spectroscopic equipment	1	99,531.02
	Singapore	NDT Instruments Pte Ltd.	Measuring and observing and testing instruments	1	92,950.99
	Slovakia	AMEC Nuclear Slovakia s.r.o	Laboratory and Measuring and Observing and Testing Equipment	1	191,986.75
	Slovakia	Ivan Moravek-MORO	Laboratory entomological equipment and accessories	1	50,847.68
	Slovakia	Slovak Academy of Sciences (SAS) Institute of Zoology; Department of Entom	Laboratory entomological equipment and accessories	2	74,039.74
	Slovenia	MEDILINE	Laboratory and Measuring and Observing and Testing Equipment	1	36,143.50
	South Africa	CHEMETRIX (PTY) LIMITED	Spectroscopic equipment	1	182,538.86
	South Africa	Hot Platinum (Pty) Ltd	Laboratory and Measuring and Observing and Testing Equipment	1	37,771.07
	South Africa	ZIEHM IMAGING SA (PTY) LTD	Medical diagnostic x ray products	1	92,887.10
	Spain	Transformaciones y Servicios	Laboratory entomological equipment and accessories	1	186,490.07
	Sweden	Facilia AB	Software	3	281,026.48
	Sweden	Parameter AB	Laboratory and Measuring and Observing and Testing Equipment	1	50,072.85
	Sweden	Scandpower AB	Software	1	46,876.82
	Switzerland	Genius Inside S.A.	Software	1	45,556.75
	Switzerland	SCRT	Fixed network equipment and components	1	186,989.13
	Switzerland	SCRT	Software	2	105,621.20
	Ukraine	Atom Komplex Prylad	Other Goods	1	138,565.43
	Ukraine	IT Slavtich LLC	Software	1	109,668.87
	United Kingdom	Affymetrix UK Ltd	Laboratory and Measuring and Observing and Testing Equipment	1	272,777.48
	United Kingdom	AMETEK Advanced Measurement Technology	Gas analyzers and monitors	5	360,135.63
	United Kingdom	AMETEK Advanced Measurement Technology	Spectroscopic equipment	2	92,074.45
	United Kingdom	Appropriate Applications Ltd	Laboratory entomological equipment and accessories	1	49,218.03
	United Kingdom	Axios Systems Plc	Software	1	84,776.25
	United Kingdom	BYG Systems Ltd.	Software	6	696,042.98
	United Kingdom	Cavendish Nuclear Ltd	Software	1	31,872.64
	United Kingdom	CROFT ASSOCIATES Ltd.	Safety apparel	1	31,567.72
	United Kingdom	CROFT ASSOCIATES Ltd.	Tanks and cylinders and their accessories	1	30,164.34
	United Kingdom	Elsevier EMEA	Printed publications	1	172,276.82
	United Kingdom	Eton International	Passive discrete components	1	62,858.00
	United Kingdom	High Technology Sources Ltd.	Isotopes	1	93,126.49
	United Kingdom	In House Gas (Manufacturing) Ltd	Laboratory and Measuring and Observing and Testing Equipment	1	46,834.44
	United Kingdom	MIRION TECHNOLOGIES IST	Nuclear evaluation instruments	2	314,945.70
	United Kingdom	NOETIX UK LTD	Software	3	262,548.35
	United Kingdom	Quotient Bioresearch (Radiochemicals) Ltd	Isotopes	1	38,609.27
	United Kingdom	Storm Technologies Ltd	Notebook computers	1	39,844.90
	United Kingdom	Wagtech Projects Ltd.	Laboratory and Measuring and Observing and Testing Equipment	4	140,804.69
	United Kingdom	Wagtech Projects Ltd.	Spectroscopic equipment	1	34,385.43
	United States of America	AccessData Group Inc.	Software	1	39,280.25
	United States of America	Adaptive Digital Systems Inc.	Nuclear evaluation instruments	1	64,066.12
	United States of America	Berkeley Nucleonics Corporation	Laboratory and Measuring and Observing and Testing Equipment	1	33,287.02
	United States of America	Brooks Rand Inc.	Laboratory and Measuring and Observing and Testing Equipment	1	39,457.40
	United States of America	Canberra Industries, Inc.	Software	1	96,639.74
	United States of America	CCL Industries, Inc.	Laboratory and Measuring and Observing and Testing Equipment	1	33,118.15
	United States of America	CEM Corporation	Laboratory and Measuring and Observing and Testing Equipment	1	31,693.35
	United States of America	Charm Sciences, Inc.	Laboratory and Measuring and Observing and Testing Equipment	3	179,742.16
	United States of America	CIRS - Computerized Imaging Reference Systems, Inc.	Dosimetry equipment	1	36,560.70
	United States of America	Cryomech, Inc.	Laboratory and Measuring and Observing and Testing Equipment	1	57,525.01
	United States of America	Edart GTI, Inc.	Laboratory and Measuring and Observing and Testing Equipment	1	47,206.09
	United States of America	Elemental Scientific, Inc.	Laboratory and Measuring and Observing and Testing Equipment	1	48,254.30
	United States of America	Environmental Systems Research Institute, Inc	Software	2	254,582.78
	United States of America	FOSS THERAPY SERVICES, INC.	Laboratory entomological equipment and accessories	1	40,688.25
	United States of America	GCS Holdings, Inc.	Software	2	599,611.17
	United States of America	GE REUTER-STOKES Inc.	Nuclear evaluation instruments	1	42,131.63
	United States of America	Hopewell Designs Inc	Dosimetry equipment	2	317,322.75
	United States of America	Hopewell Designs Inc	Irradiation equipment	2	207,753.17
	United States of America	Los Gatos Research	Laboratory and Measuring and Observing and Testing Equipment	4	356,317.24
	United States of America	Metal Technology	Laboratory and Measuring and Observing and Testing Equipment	1	51,966.64
	United States of America	National Electrostatics Corp.	Gas analyzers and monitors	1	94,815.60
	United States of America	National Electrostatics Corp.	Laboratory and Measuring and Observing and Testing Equipment	1	38,090.00
	United States of America	National Electrostatics Corp.	Particle accelerator	1	183,937.63
	United States of America	POINTE TECHNOLOGIES	Software	1	47,936.42
	United States of America	QUAESTA Instruments, LLC	Passive discrete components	1	104,304.94

\* For security and privacy reasons, the name of the supplier is not displayed when it includes the name of an individual.



AGENCY				Total Value of
Location of Supplier	Name of Supplier	Description of Goods	#POs	POs (USD)
<b>IAEA continued</b>				
United States of America	RADCAL Corp.	Dosimetry equipment	1	37,225.63
United States of America	Society of Nuclear Medicine	Molecular Image and ing	1	43,378.68
United States of America	Thomson Scientific Inc.	Printed publications	1	41,415.66
United States of America	United Nations Consortium	Printed publications	1	152,098.74
United States of America	YFH, Inc. dba Aquila	Nuclear evaluation instruments	2	406,733.88
Viet Nam	Centre for Applications of Nuclear Technique in Industry CANTI	Laboratory and Measuring and Observing and Testing Equipment	1	74,947.02
<b>IFAD</b>				
Denmark	DANOFFICE APS	Computers	1	581,575.00
Italy	AYNO VIDEOCONFERENZE SRL	Audio and visual equipment	1	234,215.88
Italy	COSMIC BLUE TEAM SPA	Media storage devices	1	197,484.88
Italy	DIMENSION DATA ITALIA SRL	Network service equipment	1	33,926.68
Italy	DIMENSION DATA ITALIA SRL	Networking software	1	113,044.17
Italy	G.D. GRAFIDATA SRL	Computers	2	383,753.64
Italy	STV GROUP SCARL	Audio and visual equipment	1	117,350.99
<b>ILO</b>				
Denmark	ADVIZING IT	Computer accessories	2	89,163.40
Denmark	ADVIZING IT	Minicomputer	5	1,001,671.91
Denmark	DANOFFICE APS	Removable storage media	2	157,644.00
Denmark	KJAER & KJAER	Motor vehicles	1	32,300.00
Egypt	ABOU GHALI MOTORS	Motor vehicles	2	99,405.00
Egypt	AUTO EGYPT FOR TRADING SAE	Motor vehicles	4	170,608.98
Ethiopia	ORBIS TRADING&TECH.CENT	Motor vehicles	1	51,632.00
Finland	VERSEIDAG BALLISTIC PROTECTION OY	Personal safety and protection	1	97,801.89
Gibraltar	TOYOTA GIBRALTAR STOCKHOLDINGS LTD	Motor vehicles	6	392,482.17
India	TOYOTA KIRLOSKAR PVT LTD	Motor vehicles	1	45,453.16
Indonesia	PT TOYOTA ASTRA MOTOR	Motor vehicles	1	44,810.00
Ireland	MICROSOFT IRELAND OPERATIONS LTD	Software	1	46,921.67
Israel	DELEK MOTORS	Motor vehicles	1	51,890.14
Italy	P.A.S.I. S.R.L.	Measuring and observing and testing instruments	1	90,300.00
Japan	TOYOTA MOTOR CORPORATION	Motor vehicles	4	171,846.02
Netherlands	EBSCO SUBSCRIPTION SERV.EUROPE	Printed publications	1	175,000.00
Singapore	PROCEQ ASIA PTE LTD	Measuring and observing and testing instruments	1	97,235.00
South Africa	KONICA MINOLTA	Computer Equipment and Accessories	1	52,642.00
South Africa	Mc CARTHY LTD t/a CHRYSLER JEEP DODGE MENLYN	Motor vehicles	1	39,819.00
Switzerland	ABDT MORCIANO - BUREAU DE DEVELOPPEMENT POUR LES TECHNOL	Minicomputer	1	86,685.00
Switzerland	ANTALIS SA	Corrugated fiberboard or container board CCM	3	131,642.85
Switzerland	ESPACE CONCEPT SARL	Furniture and Furnishings	2	612,931.44
Switzerland	HEIDELBERG SUISSSE SA	Duplicating machines	1	396,825.40
Switzerland	HEPTAGO S.A.	Software	1	30,773.81
Switzerland	HEWLETT PACKARD (SUISSSE) SARL	Removable storage media	2	506,118.08
Switzerland	HEWLETT PACKARD (SUISSSE) SARL	Software	4	503,965.94
Switzerland	IBM SCHWEIZ	Minicomputer	1	93,767.86
Switzerland	IBM SCHWEIZ	System Cards	4	361,527.38
Switzerland	IBM SCHWEIZ	Utility and device driver software	1	272,690.00
Switzerland	ID INTEGRATED DATA S.A.	Software	1	157,209.00
Switzerland	KARDEX SYSTEMS AG	Furniture and Furnishings	1	203,696.43
Switzerland	MAMMUT SOFT COMPUTING AG	Software	1	37,542.92
Switzerland	NOS S.A.	Furniture and Furnishings	1	30,734.94
Switzerland	ORACLE SOFTWARE (SCHWEIZ) GMBH	Software	2	140,522.92
Switzerland	SAS INSTITUTE	Software	1	36,842.11
Switzerland	SHARP ELECTRONICS (SCHWEIZ) AG	Office machines and their supplies and accessories	1	77,661.31
Switzerland	STRUCTURE 17	Furniture and Furnishings	1	110,993.58
Switzerland	SUNRISE COMMUNICATIONS AG	Software	1	137,799.58
Switzerland	SUNRISE COMMUNICATIONS AG	Utility and device driver software	2	187,696.95
Thailand	AUTOEXPRESS DOT COM CO LTD	Motor vehicles	1	54,087.66
Thailand	DELL CORPORATION (THAILAND) CO LTD	Computer accessories	1	32,840.05
Thailand	DELL CORPORATION (THAILAND) CO LTD	Minicomputer	1	32,977.18
Thailand	DELL THAILAND	Computer Equipment and Accessories	1	35,004.00
Thailand	ROCKWORTH PUBLIC COMPANY LIMITED	Furniture and Furnishings	3	110,088.83
Thailand	UN ESCAP	Software	1	38,717.00
Trinidad and Tobago	CLASSIC MOTORS	Motor vehicles	1	37,696.00
Tunisia	STAFIM SA	Motor vehicles	1	37,892.00
United Arab Emirates	AUTOMOTIVE SOLUTIONS JLT	Motor vehicles	2	90,540.00
United Kingdom	AEGIS ENGINEERING LTD	Personal safety and protection	1	67,288.00
United Kingdom	IN-TEND LTD	Software	1	54,880.44
United States of America	ITHAKA HARBORS, INC.	Printed media	1	82,500.00
United States of America	UNITED NATIONS - NEW YORK	Printed media	1	100,000.00
Yemen	AUTOMOTIVE & MACHINERY TRADING CENTER	Motor vehicles	1	35,000.00
<b>ITC</b>				
China	TOP SOURCES TRADING LTD.	Sewing and stitching and weaving equipment and accessories	1	38,036.00
France	EBSCO INFORMATION SERVICES SAS	Printed publications	1	37,658.54
Germany	BMW AG (MUNCHEN)	Motor vehicles	1	57,544.24
Ireland	MICROSOFT IRELAND OPERATIONS LIMITED	Software	2	305,189.25
Kenya	AMIRAN KENYA LIMITED	Agricultural and forestry and landscape machinery and equipment	1	232,477.56
Switzerland	DAN OFFICE SA	Computer Equipment and Accessories	3	179,924.00
Switzerland	DAREST INFORMATI SA	Computer Equipment and Accessories	1	37,081.47
Switzerland	DM DOCUMENT MATERIEL SA	Printing machinery and equipment	1	35,124.92
Switzerland	LANEXPERT SA	Computer Equipment and Accessories	1	33,342.63
Switzerland	LINEA-BUREAU SA	Office furniture	1	34,729.88
Switzerland	ROUND OFFICE SA	Office furniture	1	40,442.22
United Kingdom	VOCUS UK LTD	Software	1	43,520.97
<b>ITU</b>				
Côte d'Ivoire	AFRICA NETWORK CONSEILS	Other Goods	1	33,265.52
Comoros	MR ABDOLHOUSSE IDRISSE	Other Goods	1	107,587.05
France	ASTELLIA	Other Goods	1	131,242.22
France	FRANCE PHOTONS	Other Goods	1	101,356.17
Gambia	FOCUS ENERGY SOLUTIONS LTD	Other Goods	1	78,437.52
Germany	HEUREKA E-BUSINESS GMBH	Software	1	52,234.97
Mali	SOLARIS SA	Other Goods	1	245,632.41
Russian Federation	SBL Corporation	Other Goods	1	49,038.36
Palestine (State of)	NEXT LEVEL TECHNOLOGY SYSTEMS	Other Goods	1	56,974.58
Switzerland	DELL SA	Other Goods	4	215,962.92
Switzerland	DL- GROUPE GMG	Information Technology Broadcasting and Telecommunications	3	356,108.56
Switzerland	SAP(Suisse) AG	Software	1	60,517.24
Switzerland	SCHNEIDER ELECTRIC IT SWITZERLAND A	Structures and Building and Manufacturing Components	1	33,758.08
Switzerland	SEMA-TECH	Structures and Building and Manufacturing Components	1	43,338.93
Switzerland	WIRD AG	Information Technology Broadcasting and Telecommunications	1	34,913.79
Thailand	NEUS COMPANY LIMITED	Other Goods	1	52,097.60
United Republic of Tanzania	MPOMABIVA INVESTMENTS LTD	Other Goods	1	37,733.74
United States of America	AMERICAN SIGNAL CORPORATION	Other Goods	2	145,727.09
United States of America	NEXPEDIENCE NETWORKS LLC	Other Goods	1	482,854.01
<b>OPCW</b>				
Germany	BLAoeCHER GMBH	Protective coveralls	3	254,025.58
Germany	BRUKER DALTONIK	Chemical agent detector	2	807,364.24
Lebanon	EST. ADEL CHARABATI FOR TRADING - USD	Hydro electric generators	1	57,171.30
Luxembourg	SES TECHCOM	Satellite access equipment	1	302,002.65
Netherlands	AEDSOLUTIONS	Rapid test kits	1	50,082.67
Netherlands	BMW DEN HAAG B.V.	Automobiles or cars	1	68,049.01
Netherlands	HATEK LASTECHANIEK BV	Weapon or explosives detectors and supplies	1	30,015.36
Netherlands	HOLLAND SYSTEMEN ELEKTRONISCHE BEVEILIGING BV	Digital video recorders	1	41,492.57
Netherlands	JOINT ANALYTICAL SYSTEMS BENELUX BV (JSB)	Gas chromatographs	1	674,034.77
Netherlands	JOINT ANALYTICAL SYSTEMS BENELUX BV (JSB)	Laboratory and scientific equipment	1	35,994.05
Netherlands	JOINT ANALYTICAL SYSTEMS BENELUX BV (JSB)	Mass spectrometers	1	123,185.51
Netherlands	JOINT ANALYTICAL SYSTEMS BENELUX BV (JSB)	Personal computers	1	45,876.56
Netherlands	OPTIX CO	Hazardous material protective apparel	1	32,145.70

\* For security and privacy reasons, the name of the supplier is not displayed when it includes the name of an individual.

2013 | Major purchase orders by UN organization

AGENCY	Location of Supplier	Name of Supplier	Description of Goods	#POs	Total Value of POs (USD)
<b>OPCW continued</b>					
	Netherlands	PROCARE BV	Rapid test kits	1	95,883.44
	Netherlands	STOREDATA BV	Desktop computers	1	33,047.68
	Netherlands	WILTEC B. V. UDEN	Protective gloves	1	42,845.25
	United Kingdom	AVON PROTECTION SYSTEMS	Masks or accessories	1	135,080.60
	United Kingdom	HAZMATLINK LTD	Air samplers or collectors	1	233,112.58
	United Kingdom	MMIC EOD LIMITED	Air samplers or collectors	1	114,291.36
	United Kingdom	SMITH DETECTION	Chemical agent detector	1	210,909.93
	United Kingdom	SMITHS DETECTION WATFORD LTD.	Chemical agent detector	2	76,257.15
	United States of America	LEIDOS	Body armour	1	202,555.30
<b>PAHO</b>					
	Argentina	EDITORIAL EL ATENEO	Printing and writing paper	1	50,175.00
	Argentina	EDITORIAL MEDICA PANAMERICANA.	Printing and writing paper	5	279,847.00
	Argentina	ELSEVIER ARGENTINA.	Printing and writing paper	2	374,937.00
	Argentina	JANSSEN CILAG FARMACEUTICA S.A.	Antiviral drugs	1	178,160.00
	Argentina	WIENER LABORATORIOS SAIC.	Vascular imaging and interventional cardiology lab products	4	33,046.00
	Australia	INVERNESS MEDICAL AUSTRALIA PTY LTD	Vascular imaging and interventional cardiology lab products	4	877,633.00
	Belgium	GLAXOSMITHKLINE BIOLOGICALS SA	Vaccines and antigens and toxoids	73	114,746,208.00
	Brazil	FIOTEC.	Vaccines and antigens and toxoids	1	451,395.00
	Brazil	LAFEPE.	Antibiotics	1	139,327.00
	Brazil	MSMISTURA EQUIPAMENTOS PARA LABORATORIO	Laboratory washing and cleaning equipment	1	59,532.00
	Brazil	RHJ-INDUSTRIA E COMERCIO DE EQUIPAMENTOS	Laboratory washing and cleaning equipment	1	170,345.00
	Brazil	SANOFI FARMACEUTICA LTDA.	Prednicarbate	9	5,890,358.00
	Canada	COGSDALE CORPORATION.	Software	1	212,756.50
	Canada	INTERVAX LIMITED.	Vaccines and antigens and toxoids	15	1,150,372.00
	Colombia	FITOGRANOS COMERCIALIZADORA AGROINDUST	Pesticides or pest repellents	1	189,499.00
	Colombia	VECTORS & PEST MANAGEMENT LTDA.	Pesticides or pest repellents	1	79,853.00
	Colombia	VENTAS DISTRIBUCION & MARKETING.	Pesticides or pest repellents	1	740,254.00
	Denmark	STATENS SERUM INSTITUT	Pharmaceutical industry machinery and equipment and supplies	1	31,000.00
	Denmark	UNICEF SUPPLY DIVISION.	Vaccines and antigens and toxoids	5	1,599,889.00
	Denmark	VESTFROST A/S	Laboratory cooling equipment	1	35,428.00
	Denmark	VESTFROST A/S.	Laboratory cooling equipment	2	1,244,146.00
	Ecuador	ABBOTT ECUADOR.	Antiviral drugs	1	149,634.00
	El Salvador	PROMED, EL SALVADOR.	Vascular imaging and interventional cardiology lab products	1	34,650.00
	France	CEPHEID SAS.	Laboratory washing and cleaning equipment	3	7,335,662.00
	France	MERIAL.	Vaccines and antigens and toxoids	3	1,330,369.00
	France	SANOFI PASTEUR	Immunostimulating agents	4	328,072.00
	France	SANOFI PASTEUR	Vaccines and antigens and toxoids	115	60,710,196.00
	Germany	HELM MEDICAL GMBH.	Syringes and accessories	17	1,568,489.00
	Germany	NOVARTIS VACC. AND DIAGN. GMBH & CO. KG.	Vaccines and antigens and toxoids	3	918,217.00
	Guatemala	PRODUCTOS ROCHE GUATEMALA, S.A	Vascular imaging and interventional cardiology lab products	3	653,944.00
	Guatemala	SIEMENS HEALTHCARE DIAGNOSTICS GUT.	Vascular imaging and interventional cardiology lab products	3	669,088.00
	India	AUROBINDO PHARMA LIMITED.	Antiviral drugs	4	636,702.00
	India	BIOLOGICAL E LIMITED	Vaccines and antigens and toxoids	21	12,687,935.00
	India	BLOW KINGS.	Laboratory cooling equipment	1	74,000.00
	India	CIPLA LTD	Antiviral drugs	2	1,135,612.00
	India	CIPLA LTD	Lumefantrine or benflumetol	1	156,423.00
	India	HAFFKINE BIO-PHARMACEUTICAL CORP LTD.	Vaccines and antigens and toxoids	13	2,083,562.00
	India	HETERO LABS LIMITED.	Anthelmintics and other antiparasitics	2	887,810.00
	India	HETERO LABS LIMITED.	Antiviral drugs	4	257,457.00
	India	HINDUSTAN SYRINGES & MEDICAL DEVICES	Syringes and accessories	4	266,828.00
	India	LUPIN LIMITED.	Antitubercular drugs	4	351,435.00
	India	MACLEODS PHARMACEUTICALS	Antitubercular drugs	5	621,969.00
	India	MICRO LABS LTD.	Antiviral drugs	1	211,838.00
	India	MYLAN LABORATORIES LTD.	Antiviral drugs	7	7,733,588.00
	India	PIRAMAL ENTERPRISES LIMITE.	Dietary supplements and nutritional therapy products	5	2,717,318.00
	India	PT BIO FARMA (PERSERO).	Vaccines and antigens and toxoids	14	1,322,888.00
	India	RANBAXY LABORATORIES LIMITED.	Antiviral drugs	6	584,218.00
	India	SERUM INSTITUTE OF INDIA	Vaccines and antigens and toxoids	155	52,156,079.00
	India	SHANTHA BIOTECHNICS LIMITED.	Vaccines and antigens and toxoids	6	564,642.00
	India	STRIDES ARCOLAB LIMITED.	Antiviral drugs	8	1,047,883.00
	Israel	ORGENICS LTD.	Vascular imaging and interventional cardiology lab products	4	645,067.00
	Italy	KEDRION SPA.	Immunostimulating agents	3	379,591.00
	Italy	NOVARTIS VACCINES AND DIAGNOSTICS SRL.	Vaccines and antigens and toxoids	10	2,712,582.00
	Luxembourg	DOMET	Laboratory cooling equipment	3	2,135,718.00
	Mexico	MCGRAW-HILL INTERAMERICANA EDITORES,S.A	Printing and writing paper	3	559,614.00
	Mexico	MERCK SHARP & DOHME.	Antiviral drugs	2	85,142.00
	Netherlands	ABBVIE LOGISTICS B.V.	Antiviral drugs	3	908,200.00
	Netherlands	AMSTELFARMA.	Dietary supplements and nutritional therapy products	1	34,378.00
	Netherlands	BILTHOVEN BIOLOGICALS	Vaccines and antigens and toxoids	3	528,246.00
	Netherlands	GLOBAL DRUG FACILITY (IDA).	Alkylating agents	1	53,359.00
	Netherlands	GLOBAL DRUG FACILITY (IDA).	Antitubercular drugs	8	1,412,238.00
	Netherlands	GLOBAL DRUG FACILITY (IDA).	Prednicarbate	1	104,353.00
	Netherlands	IDA FOUNDATION.	Lumefantrine or benflumetol	1	133,993.00
	Netherlands	IMRES B.V	Antiasthmatic drugs	1	32,775.00
	Netherlands	IMRES B.V	Bath and body	1	34,676.00
	Netherlands	IMRES B.V	Lumefantrine or benflumetol	2	1,017,768.00
	Netherlands	MERCK SHARP & DOHME INTERNATIONAL	Vaccines and antigens and toxoids	34	87,968,911.00
	Netherlands	SVIZERA EUROPE BV, ALMERE.	Antitubercular drugs	16	2,523,502.00
	Netherlands	SVIZERA EUROPE BV.	Antitubercular drugs	9	1,537,503.00
	Netherlands	THE MEDICAL EXPORT GROUP	Antifungal drugs	1	54,752.00
	Netherlands	THE MEDICAL EXPORT GROUP	Specialty fabrics or cloth	1	31,104.00
	Norway	POLYNOR	Syringes and accessories	1	31,275.00
	Norway	POLYNOR.	Syringes and accessories	4	191,114.00
	Panama	CSL BEHRING PANAMA S A	Immunostimulating agents	6	1,283,032.00
	Panama	ETHNOR DEL ISTMO, SA. JANSSEN.	Antiviral drugs	5	345,232.00
	Panama	PRODUCTOS ROCHE (PANAMA), SA.	Vascular imaging and interventional cardiology lab products	1	153,199.00
	Panama	STENDHAL AMERICAS, S.A.	Antiviral drugs	3	3,006,380.00
	Peru	CIENTIFICA ANDINCA SAC.	Dosimetry equipment	1	33,343.00
	Republic of Korea	GREEN CROSS CORPORATION.	Immunostimulating agents	6	1,941,983.00
	Republic of Korea	GREEN CROSS CORPORATION.	Vaccines and antigens and toxoids	46	35,475,705.00
	Republic of Korea	LG LIFE SCIENCES	Vaccines and antigens and toxoids	19	1,783,687.00
	Republic of Korea	STANDARD DIAGNOSTICS, INC	Vascular imaging and interventional cardiology lab products	1	31,156.00
	Spain	ELSEVIER ESPANA, S.L.	Printing and writing paper	8	541,739.00
	Spain	TOYOTA GIBRALTAR STOCKHOLDINGS, LTD	Passenger motor vehicles	2	89,678.00
	Switzerland	BASF AGRO B.V. ARHEM (NL).	Vectors	1	708,408.00
	Switzerland	INTERNATIONAL COMPUTING CENTER (ICC)	Printed publications	1	82,063.00
	United Arab Emirates	ABU DHABI MEDICAL DEVICES CO	Syringes and accessories	15	1,098,595.00
	United Kingdom	DULAS LTD.	Laboratory cooling equipment	3	815,537.00
	United Kingdom	GEMINI DATA LOGGERS (UK) LTD	Laboratory cooling equipment	1	121,612.00
	United Kingdom	GLAXOSMITHKLINE EXPORT LTD.	Vaccines and antigens and toxoids	44	66,264,913.00
	United Kingdom	NOVARTIS VACCINES & DIAGNOSTICS LIMITED.	Vaccines and antigens and toxoids	3	5,224,660.00
	United States of America	AMERICAN HOSPITAL SUPPLY.	Medical gloves and accessories	1	33,050.00
	United States of America	AMERICAN HOSPITAL SUPPLY, INC	Medical staff clothing and related articles	1	42,999.00
	United States of America	BIO-RAD LABORATORIES	Vascular imaging and interventional cardiology lab products	2	318,000.00
	United States of America	BLACKBOARD COLLABORATE INC.	Software	1	78,880.00
	United States of America	CARDON SOLUTIONS, LLC.	Software	1	45,000.00
	United States of America	CHEMIBIO DIAGNOSTIC SYSTEMS, INC	Vascular imaging and interventional cardiology lab products	2	220,800.00
	United States of America	CITRIX SYSTEMS, INC.	Software	1	37,344.00
	United States of America	COLLABORATIVE SOLUTIONS, LLC.	Software	2	2,778,600.00
	United States of America	CORE BTS, INC.	Software	1	124,321.54
	United States of America	CORE BTS, INC.	Visual information display device	1	90,349.00
	United States of America	FISHER SCIENTIFIC WORLDWI	Laboratory washing and cleaning equipment	2	120,104.00
	United States of America	H.D. HUDSON MANUFACTURING	Dispensing tools	2	436,351.00
	United States of America	INTERNATIONAL TECHNOLOGIES TRADING, INC	Lifting equipment and accessories	1	32,640.00
	United States of America	JOHN W. HOCK CO	Vectors	1	54,731.00

\* For security and privacy reasons, the name of the supplier is not displayed when it includes the name of an individual.

AGENCY			Total Value of
Location of Supplier	Name of Supplier	Description of Goods	#POs POs (USD)
<b>PAHO continued</b>			
United States of America	KLUWER, WOLTERS	Printing and writing paper	1 219,434.00
United States of America	LANE INSTRUMENT CORP.	Blood pressure units and related products	1 165,764.00
United States of America	MERCK SHARP DOHME CORP.	Vaccines and antigens and toxoids	19 14,865,160.00
United States of America	MICROSOFT LICENSING, GP.	Software	1 231,319.71
United States of America	MILLIPORE CORPORATION.	Vascular imaging and interventional cardiology lab products	3 368,628.00
United States of America	RAYONED.	Laboratory washing and cleaning equipment	1 30,479.00
United States of America	SERVICE FOR SCIENCE AND INDUSTRY, INC	Centrifugal castings	1 61,411.00
United States of America	SERVICE FOR SCIENCE AND INDUSTRY, INC	Laboratory washing and cleaning equipment	1 72,260.00
United States of America	SIEMENS HEALTHCARE DIAGNOSTICS INC	Vascular imaging and interventional cardiology lab products	10 1,158,146.00
United States of America	SOFTCHOICE CORPORATION.	Software	1 49,050.00
United States of America	TABLEAU SOFTWARE, INC.	Software	1 38,178.00
United States of America	THOMAS SCIENTIFIC.	Laboratory washing and cleaning equipment	1 45,305.00
United States of America	TIDEMARK SYSTEMS, INC.	Software	1 377,000.00
United States of America	UNIVERSAL MEDICAL PRODUCTS, INC	Liquid crystal thermometer	1 72,494.00
United States of America	WATERS CORPORATION.	Pharmaceutical industry machinery and equipment and supplies	1 76,281.00
United States of America	WELCH ALLYN, INC.	Blood pressure units and related products	1 39,190.00
United States of America	WYETH-AYERST INTERNATIONAL.	Vaccines and antigens and toxoids	25 30,696,591.00
Uruguay	ROCHE INTERNATIONAL LTD.	Antiviral drugs	1 291,341.00
<b>UNAIDS</b>			
Denmark	N/A	Motor vehicles	6 221,269.00
Denmark	N/A	Office supplies	1 31,197.00
France	N/A	Printed publications	3 164,231.96
France	N/A	Software	1 60,258.00
Germany	N/A	Motor vehicles	1 50,119.00
India	N/A	Office Equipment and Accessories and Supplies	1 41,332.59
Japan	N/A	Motor vehicles	1 31,009.00
Netherlands	N/A	Software	1 56,610.00
Senegal	N/A	Office supplies	1 30,268.00
South Sudan	N/A	Printed publications	1 68,098.94
Switzerland	N/A	Information Technology Broadcasting and Telecommunications	3 468,552.00
Switzerland	N/A	Software	1 51,702.58
United Arab Emirates	N/A	Motor vehicles	2 90,257.00
Zambia	N/A	Information Technology Broadcasting and Telecommunications	1 44,068.00
<b>UNDP</b>			
Afghanistan	AFGHAN ICT SOLUTION CO LTD	Software	1 133,979.70
Afghanistan	AHMAD PRINTING PRESS	Bins and baskets	1 65,569.00
Afghanistan	BASHIR LODIN LTD	Other Goods	1 49,357.14
Afghanistan	CHASHM-E-ABI CONSTRUCTION CO	Other Goods	1 65,058.00
Afghanistan	DWA LIMITED	Data Voice or Multimedia Network Equipment or Platforms	1 48,689.75
Afghanistan	E.C.L AFGHAN LTD	Fuels	14 2,276,259.16
Afghanistan	EAGLE OF HINDOKUSH CONSTRUCTION COMPANYY	Structures and Building and Manufacturing Components	1 290,477.00
Afghanistan	ETEFAQ BAMYAN INT. TRANSPORT CO.	Motor vehicles	1 43,352.63
Afghanistan	Ghulam Nabi Yaqobi Constr. Road Building	Structures and Building and Manufacturing Components	1 43,954.47
Afghanistan	IDG SECURITY AFGHANISTAN LTD	Other Goods	5 271,437.50
Afghanistan	KHAIR KHWA FUEL LOGISTICS GROUP	Fuels	3 133,550.29
Afghanistan	PLANSON INTERNATIONAL CORPORATION	Computer Equipment and Accessories	2 145,090.07
Afghanistan	UNWFP / UNHAS	Motor vehicles	1 75,500.00
Afghanistan	UN-WFP DUBAI	Batteries and generators and kinetic power transmission	1 63,557.64
Afghanistan	UN-WFP DUBAI	Laboratory and scientific equipment	1 43,938.65
Afghanistan	UN-WFP DUBAI	Law enforcement	1 68,603.70
Afghanistan	WISE CONSTRUCTION COMPANYY	Heating and ventilation and air circulation	1 31,800.00
Afghanistan	Ziarmal Maiwand Cons and Engineering	Structures and Building and Manufacturing Components	1 248,960.00
Afghanistan	ZIP TECH SOLUTIONS	Audio and visual presentation and composing equipment	1 44,069.85
Afghanistan	ZIP TECH SOLUTIONS	Communications Devices and Accessories	1 83,512.13
Albania	AL-TEK SHPK	Batteries and generators and kinetic power transmission	1 30,442.81
Albania	TIMEX SHPK	Batteries and generators and kinetic power transmission	1 30,390.28
Algeria	CETIC spa	Computer Equipment and Accessories	1 111,452.30
Algeria	IBM Tunisia SA	Data Voice or Multimedia Network Equipment or Platforms	1 58,442.02
Angola	OMARF LDA	Raw materials processing machinery	1 208,494.00
Angola	UNICEF DENMARK	Anti infective drugs	2 6,280,651.90
Argentina	GALANDER S A	Other Goods	1 35,792.46
Armenia	BARVA LLC	Agricultural and forestry and landscape machinery and equipment	1 32,926.83
Armenia	CARD AGROSERVICE CJSC	Industrial process machinery and equipment and supplies	1 41,839.95
Armenia	CARD AGROSERVICE CJSC	Raw materials processing machinery	1 47,600.00
Armenia	GALOPER LLC	Agricultural and forestry and landscape machinery and equipment	1 67,730.02
Armenia	GALOPER LLC	Material handling machinery and equipment	1 49,064.04
Armenia	HOGHACHAP LLC	Printed media	1 63,665.46
Armenia	IUNETWORKS LLC	Data Voice or Multimedia Network Equipment or Platforms	2 692,068.95
Armenia	KARCOMAUTO LTD	Material handling machinery and equipment	1 149,394.09
Armenia	MURAN Ltd	Motor vehicles	1 32,772.28
Armenia	SPECMASH LLC	Industrial process machinery and equipment and supplies	1 63,500.00
Armenia	ZEPPELIN ARMENIA LLC	Material handling machinery and equipment	1 82,000.00
Australia	SCHIAVELLO (VIC) PTY LTD	Commercial and industrial furniture	1 519,742.00
Austria	ADCON TELEMETRY GMBH	Power sources	1 177,385.07
Austria	AMEX EXPORT IMPORT GmbH	Emergency and field medical services products	3 626,506.48
Austria	AMEX EXPORT IMPORT GmbH	Medical facility products	1 1,254,533.40
Austria	AMEX EXPORT-IMPORT GMBH	Anti infective drugs	1 39,433.00
Austria	AMEX EXPORT-IMPORT GMBH	Emergency and field medical services products	4 695,078.54
Austria	AMEX EXPORT-IMPORT GMBH	Intravenous and arterial administration products	1 102,274.40
Austria	AMEX EXPORT-IMPORT GMBH	Laboratory and scientific equipment	15 3,250,432.59
Austria	AMEX EXPORT-IMPORT GMBH	Medical facility products	5 1,952,147.85
Austria	AMEX EXPORT-IMPORT GMBH	Other Goods	1 233,011.40
Austria	AMEX EXPORT-IMPORT GMBH	Patient care and treatment products and supplies	11 1,266,863.02
Austria	HVD Vertriebs-Gesellschaft m.b.H.	Laboratory and scientific equipment	1 63,904.82
Austria	M.B.T. MASCHINENHANDEL GMBH	Raw materials processing machinery	1 39,205.30
Austria	SCHAGERL MUSIC GMBH	Musical instruments and parts and accessories	1 866,000.00
Austria	VWR International GmbH	Emergency and field medical services products	5 496,563.42
Austria	VWR INTERNATIONAL GMBH	Laboratory and scientific equipment	1 122,471.24
Austria	VWR International GmbH	Medical facility products	1 88,633.28
Austria	VWR International GmbH	Patient care and treatment products and supplies	2 529,718.48
Azerbaijan	Caspi Cuisine MMC	Institutional food services equipment	1 38,007.67
Azerbaijan	Diamond Motor LTD BV1	Motor vehicles	1 35,900.00
Azerbaijan	Nurgun Avto LRS	Motor vehicles	1 40,636.94
Bangladesh	Advance Comm. Trading	Non motorized cycles	1 43,232.64
Bangladesh	CARE & CONSTRUCTION	Heating and ventilation and air circulation	1 36,867.31
Bangladesh	East West Media Group Ltd.	Printed media	1 170,274.25
Bangladesh	Easy Traders	Printed media	1 47,359.23
Bangladesh	ESKAYEF BANGLADESH LIMITED	Miscellaneous drug categories	1 77,070.94
Bangladesh	Gurpal Systems Limited	Security surveillance and detection	1 98,148.14
Bangladesh	Honeycom Automation & Security Pvt. Ltd.	Law enforcement	1 137,049.90
Bangladesh	IBCS-PRIMAX Software (Bangladesh) Ltd.	Software	1 152,618.98
Bangladesh	Information Solution Ltd	Computer Equipment and Accessories	2 140,956.27
Bangladesh	JAN Associates Limited	Computer Equipment and Accessories	1 38,651.98
Bangladesh	RENAISSANCE BANGLADESH	Printed media	1 39,458.80
Bangladesh	Tech Valley Solutions Limited	Computer Equipment and Accessories	1 62,922.00
Bangladesh	Technomedia Limited	Paper products	1 83,737.67
Bangladesh	Trade Linkers Office Automation Ltd.	Office machines and their supplies and accessories	2 119,457.16
Bangladesh	TVS Auto Bangladesh Ltd	Motor vehicles	1 57,433.57
Barbados	SERENA TRADING INC	Exterior finishing materials	3 289,080.37
Barbados	SERENA TRADING INC	Hand tools	1 48,411.18
Barbados	SERENA TRADING INC	Industrial process machinery and equipment and supplies	1 76,617.31
Barbados	SERENA TRADING INC	Interior finishing materials	1 181,212.41
Belarus	AGROTEHNOGARANT CHPTUP	Material handling machinery and equipment	1 86,681.89
Belarus	BELAGROSISTEMA SERVIS OOO	Automotive specialty tools	1 41,564.24
Belarus	BELKOMMASHAVTO CHPUP	Motor vehicles	1 288,700.00

\* For security and privacy reasons, the name of the supplier is not displayed when it includes the name of an individual.

## 2013 | Major purchase orders by UN organization

AGENCY	Location of Supplier	Name of Supplier	Description of Goods	#POs	Total Value of POs (USD)
	UNDP continued				
	Belarus	BELOVOL OOO	Emergency and field medical services products	1	32,089.20
	Belarus	BELROSGROSERVICE SOOO	Hydraulic machinery and equipment	1	216,453.71
	Belarus	METALLOPOLIMER RUE SDTB	Raw materials processing machinery	1	282,080.00
	Belarus	MOLDECHNENSKY ZAVOD METALLOIZDELIY OAO	Containers and storage	1	78,060.00
	Belarus	Name withheld for security reasons*	Prepared and preserved foods	1	33,840.00
	Belarus	Stroitely Trest #25 OAO	Heating and ventilation and air circulation	1	46,036.71
	Belarus	TEPLOTERRA OOO	Electrical equipment and components and supplies	1	36,052.47
	Belgium	BD INTERNATIONAL	Laboratory and scientific equipment	1	2,576,056.60
	Belgium	BD INTERNATIONAL	Patient care and treatment products and supplies	2	228,801.88
	Belgium	Becton Dickinson INTERNATIONAL	Emergency and field medical services products	1	402,817.30
	Belgium	Becton Dickinson INTERNATIONAL	Patient care and treatment products and supplies	1	74,166.57
	Belize	BELIZE DIESEL AND EQUIPMENT CO LTD	Motor vehicles	1	37,975.00
	Belize	BELIZE ESTATE CO. LTD.	Motor vehicles	1	32,500.00
	Belize	BENNY'S ENTERPRISES LTD	Marine transport	1	38,900.00
	Belize	BRAVO INVESTMENTS LTD.	Motor vehicles	1	80,700.00
	Benin	CENADIS	Data Voice or Multimedia Network Equipment or Platforms	1	63,537.33
	Benin	MANKPONDJI INTER	Structures and Building and Manufacturing Components	1	36,880.03
	Benin	SAD NEGOCES	Structures and Building and Manufacturing Components	1	32,747.92
	Benin	STE FALL DISTRIBUTION	Motor vehicles	1	37,202.38
	Benin	TAMIEL	Clothing	1	91,704.88
	Benin	TOYOTA GIBRALTAR	Motor vehicles	2	144,520.80
	Bhutan	Jamtshe Tshongkhag	Batteries and generators and kinetic power transmission	1	45,814.72
	Bolivia (Plurinational State of)	BRAMA PROYECTO DISEÑO Y CONSTRUCCIONES M	Raw materials processing machinery	1	32,584.63
	Bolivia (Plurinational State of)	L-SER	Agricultural and forestry and landscape machinery and equipment	1	46,807.08
	Bolivia (Plurinational State of)	NOSIGLIA SPORT LTDA	Motor vehicles	1	33,600.00
	Bolivia (Plurinational State of)	TORNERIA METAL MECANICA MAROMA	Raw materials processing machinery	2	118,816.74
	Bolivia (Plurinational State of)	TOYOSA S.A.	Motor vehicles	1	58,000.00
	Bolivia (Plurinational State of)	TOYOTA BOLIVIA S.A.	Motor vehicles	1	58,000.00
	Bolivia (Plurinational State of)	UNICEF	Camping and outdoor equipment and accessories	1	99,431.07
	Bosnia and Herzegovina	AMEX EXPORT-IMPORT GMBH	Emergency and field medical services products	1	103,449.69
	Bosnia and Herzegovina	AMEX EXPORT-IMPORT GMBH	Patient care and treatment products and supplies	1	249,946.54
	Bosnia and Herzegovina	ATTRADE DOO	Live animals	1	154,440.00
	Bosnia and Herzegovina	BIOS EXPORT IMPORT	Fishing and aquaculture equipment	1	48,070.30
	Bosnia and Herzegovina	CEBOS DOO	Other Goods	1	32,815.37
	Bosnia and Herzegovina	DIAMEDIC SARAJEVO	Emergency and field medical services products	1	38,291.22
	Bosnia and Herzegovina	DOMOINVEST DOO	Structures and Building and Manufacturing Components	1	74,866.80
	Bosnia and Herzegovina	FARMAVITA DOO	Emergency and field medical services products	2	468,952.60
	Bosnia and Herzegovina	FEF EXPORT I IMPORT DOO	Accommodation furniture	1	115,930.99
	Bosnia and Herzegovina	GTR DOO MOSTAR	Structures and Building and Manufacturing Components	1	67,103.02
	Bosnia and Herzegovina	ITC DOO	Agricultural and forestry and landscape machinery and equipment	2	64,596.29
	Bosnia and Herzegovina	MIKRO+POLO DOO	Laboratory and scientific equipment	1	40,188.18
	Bosnia and Herzegovina	R&S DOO	Computer Equipment and Accessories	1	45,623.03
	Bosnia and Herzegovina	UNIFARM DOO	Hormones and hormone antagonists	1	333,589.89
	Bosnia and Herzegovina	WERKOS BH	Industrial pumps and compressors	1	37,230.07
	Brazil	A GERADORA ALUGUEL DE MAQUINAS S A	Heating and ventilation and air circulation	1	62,108.01
	Brazil	BELMAX COMERCIO E SERVICOS DE CERCAMENTO	Law enforcement	3	5,598,177.27
	Brazil	BRALIX INDUSTRIA E COMERCIO DE PLASTICOS	Containers and storage	1	33,406.55
	Brazil	BRASIL TELECOM S A	Structures and Building and Manufacturing Components	1	62,387.73
	Brazil	CASA DOS BEBEDOUROS LTDA	Industrial food and beverage equipment	1	32,528.09
	Brazil	CONCEITO ENGENHARIA EPP	Plumbing fixtures	1	80,102.27
	Brazil	EMPRESA BRASIL DE COMUNICAAÇÃO S/A	Printed media	1	63,321.97
	Brazil	Expresso Service Maquina e Serviço Ltda	Printing and publishing equipment	1	163,593.80
	Brazil	FEESC - FUNDAÇÃO DE ENSINO E	Software	1	1,370,468.19
	Brazil	GLOBO TRADUCAO DE LINGUAS LTDA	Computer Equipment and Accessories	1	71,809.14
	Brazil	GRÁFICA E EDITORA IDEAL LTDA	Computer Equipment and Accessories	1	55,299.27
	Brazil	INDUSTRIA BRASILEIRA DE INFLAVEIS	Camping and outdoor equipment and accessories	1	468,788.01
	Brazil	INFORMOBILE INDUSTRIA E	Accommodation furniture	1	119,296.64
	Brazil	JB PROPAGANDA E MARKETING LTDA	Law enforcement	1	48,990.01
	Brazil	LPR LTDA	Accommodation furniture	4	2,806,898.77
	Brazil	MADERCOFE LTDA ME	Accommodation furniture	1	74,962.14
	Brazil	MEDCENTER SERVICOS DE TRANSPORTES LTDA	Medical facility products	1	91,434.96
	Brazil	MEGA ENERGIA LOCAÇÃO E ADMINISTRAÇÃO DE	Fuels	2	1,351,415.60
	Brazil	MICROSOFT INFORMÁTICA LTDA	Software	1	120,716.58
	Brazil	MRC 2004 MANUTENÇÃO E REPAROS DE	Structures and Building and Manufacturing Components	2	2,117,099.47
	Brazil	PROTECLINE PROTEÇÕES LINEARES LTDA	Batteries and generators and kinetic power transmission	1	38,795.07
	Brazil	ROCHA BRESSAN ENGENHARIA INDUSTRIA E	Security surveillance and detection	3	1,754,081.00
	Brazil	SANTA TEREZA FORMAS ANDAIMES E ESC LTDA	Interior finishing materials	1	76,016.96
	Brazil	SOLARTERRA IMP COM DE EQUIP E SISTEMAS	Industrial pumps and compressors	1	65,032.52
	Brazil	STEMAC S/A GRUPOS GERADORES	Batteries and generators and kinetic power transmission	1	48,415.25
	Brazil	TECNOLACH INDUSTRIAL LTDA.	Office machines and their supplies and accessories	1	40,333.02
	Brazil	TELELOK CENTRAL DE LOCAÇÕES E COMERCIO	Accommodation furniture	2	729,075.21
	Brazil	TUJOLOS INJETA LTDA-ME	Institutional food services equipment	1	46,866.92
	Bulgaria	BULGARI BEST LTD	Electrical equipment and components and supplies	1	80,659.76
	Bulgaria	PARAFLOW COMMUNICATIONS OOD	Audio and visual presentation and composing equipment	1	69,065.33
	Burkina Faso	ACIMEX SARL	Law enforcement	1	44,746.87
	Burkina Faso	ART - CONSULT	Structural building products	1	53,464.31
	Burkina Faso	C.B.E	Computer Equipment and Accessories	1	61,989.33
	Burkina Faso	GRANDE DISTRIBUTION IMPORT EXPORT	Photographic or filming or video equipment	1	37,095.06
	Burkina Faso	INSTALLATION- REPARATION- VENUE	Computer Equipment and Accessories	1	33,645.89
	Burkina Faso	MULTI TRAVAUX CONSULT	Animal feed	1	61,400.76
	Burkina Faso	SYSCOM NETWORK	Photographic or filming or video equipment	1	59,968.63
	Burundi	DAN OFFICE	Computer Equipment and Accessories	1	32,566.00
	Burundi	MAGASIN BONAUTO	Motor vehicles	1	37,277.80
	Burundi	SHANGHAI KOYO ANP IMPORT & EXPORT Co Ltd	Batteries and generators and kinetic power transmission	1	31,543.00
	Burundi	SOFT CENTER	Software	1	67,329.86
	Burundi	UNOPS Headquarters	Motor vehicles	4	407,997.47
	Côte d'Ivoire	ATC COMAFRIQUE	Motor vehicles	1	63,853.01
	Côte d'Ivoire	BRM	Accommodation furniture	1	40,722.74
	Côte d'Ivoire	CFAO TECHNOLOGIES	Consumer electronics	1	135,037.00
	Côte d'Ivoire	CFAO TECHNOLOGIES	Data Voice or Multimedia Network Equipment or Platforms	2	188,437.21
	Côte d'Ivoire	ENTREPRISE D'EQUIPEMENT ET DE REALISATIO	Security surveillance and detection	1	48,730.15
	Côte d'Ivoire	EXIMCO SARL	Law enforcement	1	100,812.02
	Côte d'Ivoire	IB COTE D'IVOIRE	Computer Equipment and Accessories	1	30,360.54
	Côte d'Ivoire	NTFS	Computer Equipment and Accessories	1	59,265.44
	Côte d'Ivoire	SIM (SERVICE INFORMATIQUE MONDIAL)	Office machines and their supplies and accessories	1	47,737.87
	Côte d'Ivoire	SOFT COMPUTECH	Audio and visual presentation and composing equipment	1	90,986.56
	Côte d'Ivoire	TOYOTA GIBRALTAR STOCKHOLDINGS LTD	Motor vehicles	1	81,172.58
	Côte d'Ivoire	TRACTAFRIC MOTORS COTE D'IVOIRE	Motor vehicles	1	75,690.17
	Cambodia	TRO CONSTRUCTION CO.,LTD	Structural building products	1	35,515.00
	Cambodia	YAMAHA MOTOR (CAMBODIA) CO., LTD	Motor vehicles	1	30,200.00
	Cameroon	CAMEROON TELECOMMUNICATIONS	Consumer electronics	1	30,182.65
	Cameroon	CAMI TOYOTA GROUPE CFAO	Batteries and generators and kinetic power transmission	1	59,641.04
	Cameroon	ETS TSAMBOU ET FILS	Other Goods	1	31,342.79
	Cameroon	JACO	Pest control products	1	54,261.52
	Cameroon	SOCADA	Motor vehicles	1	42,733.43
	Canada	ECENTRICARTS INC	Other Goods	1	97,828.20
	Canada	Emergent Protective Products Canada ULC	Personal safety and protection	1	59,770.83
	Canada	NORWOOD INDUSTRIES INC.	Sawmilling and lumber processing machinery and equipment	1	216,087.20
	Canada	REDLINE COMMUNICATION INC	Consumer electronics	1	32,179.60
	Canada	YASMAR MARKETING INTERNATIONAL LTD	Hand tools	1	41,341.94
	Central African Republic	GROUPE SYLVA SARL	Structural building products	1	90,239.29
	Central African Republic	T.O.T.A.L-CENTRAFRIQUE	Fuels	1	33,877.58
	Central African Republic	TRADEX RCA	Fuels	1	45,288.66
	Chad	ABOU SIMBIL Sarl	Textile and fabric machinery and accessories	1	66,584.64
	Chad	Etablissement Ahmat Youssouf	Collectibles and awards	1	34,450.69

\* For security and privacy reasons, the name of the supplier is not displayed when it includes the name of an individual.

AGENCY				Total Value of
Location of Supplier	Name of Supplier	Description of Goods	#POs	POs (USD)
<b>UNDP continued</b>				
Chad	ETS WADI KADJA	Collectibles and awards	1	48,976.46
Chad	ETS WORLD BUISINESS TCHAD	Textile and fabric machinery and accessories	1	50,977.01
Chad	HAMAMA	Batteries and generators and kinetic power transmission	1	50,469.55
Chad	Logistics International	Marine transport	1	33,904.92
Chad	Mahamat Tahir Cherif	Collectibles and awards	1	43,282.99
Chad	PSI & E 2000 SARL	Computer Equipment and Accessories	1	36,496.86
Chad	Service de Maintenance et d'Informatique	Computer Equipment and Accessories	1	35,900.06
Chad	SOPETRANS	Fuels	2	159,315.01
Chad	YOUNES BROS S.A.R.L	Batteries and generators and kinetic power transmission	1	46,450.00
Chile	BASSO MONTERRAT Y GUTIERREZ LTDA.	Marine transport	1	48,602.73
Chile	POLERAS POP LTDA.	Clothing	1	30,263.56
Chile	PROSEGUR ACTIVA CHILE SERVICIO LTDA.	Security surveillance and detection	2	95,963.36
Chile	TST STAG S.A.	Industrial refrigeration	2	163,230.00
China	Beijing BBEF Science & Technology Co.,	Consumer electronics	1	57,780.00
China	CHINA NEW ERA GROUP CORPORATION	Structures and Building and Manufacturing Components	1	298,012.40
China	EMPTOR INTERNATIONAL AS (AS A SUBSIDIARY)	Bins and baskets	1	355,870.00
China	EMPTOR INTERNATIONAL AS (AS A SUBSIDIARY)	Other Goods	2	8,455,545.80
China	EMPTOR INTERNATIONAL LTD	Bins and baskets	9	3,215,769.50
China	EMPTOR INTERNATIONAL LTD	Other Goods	2	69,654.00
China	Hunan Alloward Hydro-Generating Equipme	Heavy construction machinery and equipment	1	102,020.00
China	INTEC PRODUCTS INC	Patient care and treatment products and supplies	1	36,000.00
China	TAIXING FENGLING MUSICAL INSTRUMENTS CO	Musical Instruments and parts and accessories	1	2,060,800.00
China (Hong Kong)	Techcomp Limited	Medical facility products	1	104,592.33
China (Hong Kong)	Techcomp Limited	Structures and Building and Manufacturing Components	1	259,000.00
China (Hong Kong)	TOP SOURCES TRADING LTD.	Bins and baskets	1	337,500.00
Colombia	APCYTEL LTDA APLICACIONES CIBERNETICAS Y	Computer Equipment and Accessories	1	319,562.65
Colombia	COLOMBIA CIPE SAS	Office supplies	1	77,038.99
Colombia	CONSORCIO AGUA ACTIVA	Industrial filtering and purification	1	662,407.81
Colombia	DASA HIGH TECHNOLOGY SAS	Computer Equipment and Accessories	2	130,356.84
Colombia	DISTRIBUIDORA TOYOTA SAS	Motor vehicles	3	214,709.75
Colombia	EQUIPOS Y SOLUCIONES LOGISTICAS SAS	Structures and Building and Manufacturing Components	1	159,778.03
Colombia	INFORMESE SAS	Software	1	107,973.00
Colombia	INGENIEROS CONSTRUCTORES DE NARIA'O EU	Structures and Building and Manufacturing Components	1	112,751.92
Colombia	ITELCOIT	Computer Equipment and Accessories	1	32,201.71
Colombia	LEADERSEARCH SA	Software	1	144,838.56
Colombia	MAVEX S.A.S.	Collectibles and awards	1	34,760.00
Colombia	ORACLE COLOMBIA LTDA	Software	1	155,595.88
Colombia	SOCIEDAD COMERCIAL COLVAZCA LTDA	Exterior finishing materials	2	169,845.20
Colombia	SOCIEDAD TELE EQUIPOS Y CIA LTDA	Computer Equipment and Accessories	1	35,767.09
Colombia	WILMER JARAMILLO CORDOBA	Structures and Building and Manufacturing Components	1	53,505.70
Congo	CFAO CONGO CENTRAL MOTORS	Batteries and generators and kinetic power transmission	1	44,750.56
Congo	TOYOTA GIBALTAR STOCK HOLDINGS LTD	Motor vehicles	1	59,116.72
Congo	UNITED EXPORT LIMITED	Agricultural and forestry and landscape machinery and equipment	1	76,013.50
Costa Rica	GRUPO COMPUTACION MODULAR AVANZADA S.A.	Computer Equipment and Accessories	1	40,938.47
Croatia	ADRIATIC WORKBOATS D.O.O	Marine transport	1	198,000.00
Croatia	KOMPERG LTD	Other Goods	1	475,500.00
Dem. People's Rep. of Korea	Dynas Beijing Trade Co., LTD in DPRK	Minerals and ores and metals	1	63,077.21
Dem. People's Rep. of Korea	Institute of Thermal Engineering	Earth and stone	1	34,509.70
Democratic Rep. of the Congo	AGETRAF	Containers and storage	3	214,780.33
Democratic Rep. of the Congo	BUROTOP SPRL SA	Software	1	93,349.00
Democratic Rep. of the Congo	DAN OFFICE	Computer Equipment and Accessories	1	35,135.00
Democratic Rep. of the Congo	ENGEN RDC	Fuels	11	742,941.22
Democratic Rep. of the Congo	GENITEC	Electrical equipment and components and supplies	1	51,972.00
Democratic Rep. of the Congo	MAISON EBENEZER	Transportation components and systems	1	42,067.00
Democratic Rep. of the Congo	PIESAUTO & PARTNERS	Batteries and generators and kinetic power transmission	1	67,864.00
Democratic Rep. of the Congo	U.A.C. sprl	Lapidity machinery and equipment	1	179,780.00
Democratic Rep. of the Congo	UNOPS Copenhagen	Motor vehicles	1	31,322.71
Denmark	ADVIZING IT APS	Computer Equipment and Accessories	1	55,292.00
Denmark	Advizing IT	Computer Equipment and Accessories	28	2,584,123.36
Denmark	ADVIZING IT	Office machines and their supplies and accessories	1	167,841.00
Denmark	ADVIZING IT (Danish only)	Computer Equipment and Accessories	2	80,484.70
Denmark	ADVIZING IT APS	Computer Equipment and Accessories	6	534,904.00
Denmark	ADVIZING IT Aps	Containers and storage	1	1,150,000.00
Denmark	ADVIZING IT LTD	Computer Equipment and Accessories	5	455,170.00
Denmark	ADVIZING IT LTD	Data Voice or Multimedia Network Equipment or Platforms	1	412,371.00
Denmark	Advizing IT Ltd.	Computer Equipment and Accessories	1	68,858.00
Denmark	ADVIZINGIT	Computer Equipment and Accessories	1	39,707.00
Denmark	ATEA A/S	Data Voice or Multimedia Network Equipment or Platforms	1	184,721.00
Denmark	AV-HUSET A/S	Audio and visual presentation and composing equipment	1	39,342.27
Denmark	Botium A/S	Accommodation furniture	2	91,835.99
Denmark	CICCI APS	Data Voice or Multimedia Network Equipment or Platforms	1	1,034,176.39
Denmark	COMMZIG APS	Computer Equipment and Accessories	1	123,968.00
Denmark	Copenhagen Election A/S	Bins and baskets	2	624,553.00
Denmark	DAN OFFICE	Computer Equipment and Accessories	5	487,982.70
Denmark	DAN OFFICE	Office machines and their supplies and accessories	1	96,506.00
Denmark	DAN OFFICE	Printing and publishing equipment	1	181,424.00
Denmark	DAN OFFICE	Computer Equipment and Accessories	1	41,625.00
Denmark	DAN OFFICE APS	Computer Equipment and Accessories	2	78,324.50
Denmark	DAN OFFICE LTD	Computer Equipment and Accessories	1	30,134.00
Denmark	DANIMEX AFGHANISTAN LTD	Data Voice or Multimedia Network Equipment or Platforms	1	31,488.08
Denmark	DANIMEX COMMUNICATION	Data Voice or Multimedia Network Equipment or Platforms	1	51,241.50
Denmark	DANIMEX COMMUNICATION LTD	Data Voice or Multimedia Network Equipment or Platforms	1	62,731.71
Denmark	DANOFFICE	Computer Equipment and Accessories	1	55,190.45
Denmark	DANOFFICE APS	Audio and visual presentation and composing equipment	1	42,365.40
Denmark	DANOFFICE APS	Computer Equipment and Accessories	6	314,781.61
Denmark	DANOFFICE APS	Data Voice or Multimedia Network Equipment or Platforms	1	42,900.00
Denmark	DANOFFICE Aps	Photographic or filming or video equipment	1	34,650.00
Denmark	DANOFFICE IT	Computer Equipment and Accessories	2	61,966.00
Denmark	DANOFFICE IT	Printing and publishing equipment	1	59,759.00
Denmark	DHI	Software	1	52,200.00
Denmark	INFORMATIONSTEKNIK SKANDINAVIA A/S	Audio and visual presentation and composing equipment	1	358,045.36
Denmark	INFORMATIONSTEKNIK SKANDINAVIA A/S	Consumer electronics	2	273,740.38
Denmark	KJAER & KJAER	Motor vehicles	1	42,847.00
Denmark	KJAER & KJAER A/S	Motor vehicles	12	1,899,168.14
Denmark	KUEHNE + NAGEL	Vehicle bodies and trailers	1	132,250.00
Denmark	KUEHNE + NAGEL A/S	Emergency and field medical services products	1	58,402.50
Denmark	KUEHNE + NAGEL A/S	Motor vehicles	1	83,000.00
Denmark	LTA Danoffice Aps	Computer Equipment and Accessories	2	484,508.00
Denmark	NET DESIGN A/S	Data Voice or Multimedia Network Equipment or Platforms	4	1,861,306.83
Denmark	NetDesign A/S	Computer Equipment and Accessories	1	62,207.00
Denmark	PETER JUSTESEN	Batteries and generators and kinetic power transmission	1	66,138.06
Denmark	PLANSON EUROPE	Computer Equipment and Accessories	1	40,336.00
Denmark	PLANSON EUROPE	Computer Equipment and Accessories	2	122,903.00
Denmark	PLANSON EUROPE	Office machines and their supplies and accessories	2	117,899.06
Denmark	PRONESTOR ApS	Software	1	76,258.24
Denmark	SCAN GLOBAL LOGISTICS A/S	Other Goods	2	152,730.52
Denmark	SOFTWAREONE APS	Other Goods	1	99,867.00
Denmark	SuperOffice Danmark A/S	Software	1	60,623.80
Denmark	UNFPA	Patient care and treatment products and supplies	3	327,232.94
Denmark	UNFPA PROCUREMENT SERVICES SECTION	Patient care and treatment products and supplies	1	168,587.12
Denmark	UNFPA PROCUREMENT SUPPLY UNIT	Patient care and treatment products and supplies	1	76,899.78
Denmark	UNICEF	Anti infective drugs	12	3,692,764.66
Denmark	UNICEF	Camping and outdoor equipment and accessories	4	6,392,886.63
Denmark	UNICEF	Emergency and field medical services products	3	341,334.98
Denmark	UNICEF	Miscellaneous drug categories	2	204,396.58

\* For security and privacy reasons, the name of the supplier is not displayed when it includes the name of an individual.

## 2013 | Major purchase orders by UN organization

AGENCY	Location of Supplier	Name of Supplier	Description of Goods	#POs	Total Value of POs (USD)
	<b>UNDP continued</b>				
Denmark		UNICEF - COPENHGEN	Anti infective drugs	4	4,939,075.74
Denmark		UNICEF - COPENHGEN	Camping and outdoor equipment and accessories	2	10,953,195.66
Denmark		UNICEF - COPENHGEN	Emergency and field medical services products	3	336,434.51
Denmark		UNICEF COPENHAGEN	Anti infective drugs	3	521,621.04
Denmark		UNICEF DENMARK	Anti infective drugs	2	452,909.24
Denmark		UNICEF DENMARK	Camping and outdoor equipment and accessories	1	138,783.68
Denmark		UNICEF DENMARK	Emergency and field medical services products	3	442,617.16
Denmark		UNICEF DENMARK	Hormones and hormone antagonists	3	310,876.03
Denmark		UNICEF DENMARK	Laboratory and scientific equipment	2	116,502.10
Denmark		UNICEF DENMARK	Patient care and treatment products and supplies	1	84,400.00
Denmark		UNICEF DINAMARCA	Accommodation furniture	4	1,873,535.19
Denmark		UNICEF DINAMARCA	Collectibles and awards	1	468,749.23
Denmark		UNICEF NATIONS CHILDREN'S FUND	Anti infective drugs	5	835,108.41
Denmark		UNICEF Plads	Anti infective drugs	2	30,339,638.25
Denmark		UNICEF Plads	Emergency and field medical services products	2	2,124,222.83
Denmark		UNICEF Plads	Hormones and hormone antagonists	1	216,395.33
Denmark		UNICEF SUPPLY DIVISION	Anti infective drugs	15	72,131,098.50
Denmark		UNICEF SUPPLY DIVISION	Camping and outdoor equipment and accessories	1	17,163,827.00
Denmark		UNICEF SUPPLY DIVISION	Emergency and field medical services products	1	2,260,538.40
Denmark		UNICEF SUPPLY DIVISION	Hormones and hormone antagonists	1	56,029.18
Denmark		UNICEF SUPPLY DIVISION	Laboratory and scientific equipment	2	367,933.92
Denmark		Unicool A/S	Heating and ventilation and air circulation	1	149,185.00
Denmark		UNITED NATION CHILDREN'S FUND	Emergency and field medical services products	1	86,574.78
Denmark		United Nations Office for Project Service	Industrial pumps and compressors	1	36,365.06
Denmark		UNITED NATIONS OFFICE FOR PROJECT SERVIC	Motor vehicles	2	220,939.71
Denmark		United Nations Office of Project	Motor vehicles	1	36,396.89
Denmark		UNOPS	Accommodation furniture	1	34,475.77
Denmark		UNOPS	Industrial pumps and compressors	1	870,360.45
Denmark		UNOPS	Motor vehicles	22	6,396,944.54
Denmark		UNOPS, DENMARK	Batteries and generators and kinetic power transmission	1	47,741.32
Denmark		UNOPS, DENMARK	Camping and outdoor equipment and accessories	1	239,810.53
Djibouti		ANCIENS COMPTOIRS RIES	Motor vehicles	1	49,717.51
Djibouti		LUPINLIMITED	Anti infective drugs	1	70,773.14
Djibouti		RED SEA AUTOMOTIVE FZCO	Motor vehicles	1	136,930.76
Dominican Republic		COMERCIAL FIGUEROA SRL	Hand tools	1	62,640.89
Dominican Republic		COMPU-OFFICE DOMINICANA / WILMAN PUJOLS	Computer Equipment and Accessories	1	40,215.00
Dominican Republic		DELTA COMERCIAL C. POR A.	Motor vehicles	1	83,393.97
Dominican Republic		IMPRESA LA UNION	Printed media	1	80,998.78
Dominican Republic		INGENIERIA DE PROTECCION SRL	Security surveillance and detection	1	64,196.96
Dominican Republic		INVERSIONES TANACHLOT, S. A.	Heating and ventilation and air circulation	1	45,898.72
Dominican Republic		LOGICONE	Software	1	77,978.00
Dominican Republic		MULTICON CONSTRUCCION EN GENERAL S R L	Structures and Building and Manufacturing Components	1	30,451.40
Dominican Republic		PERAVIA MOTORS	Motor vehicles	3	110,000.00
Egypt		ELMOHER FOR CAR TRADING IMPORT&COMME	Motor vehicles	1	37,500.00
Egypt		Police Press	Bins and baskets	1	103,861.23
Egypt		PROFESSIONAL COMPUTER & ELECTRONICS	Computer Equipment and Accessories	1	40,056.18
Egypt		Raya Integration	Electronic hardware and component parts and accessories	1	193,322.66
Egypt		TOYOTA EGYPT	Motor vehicles	1	31,000.00
El Salvador		C. IMBERTON, S.A. DE C.V.	Hormones and hormone antagonists	3	1,273,896.40
El Salvador		COMERCIO Y REPRESENTACIONES, SA DE CV	Medical facility products	1	33,783.00
El Salvador		CONSTRUCCIONES DE INFRAESTRUCTURA CIVIL,	Structures and Building and Manufacturing Components	1	94,992.16
El Salvador		DROGUERIA FARMAVIDA, S.A. DE C.V.	Hormones and hormone antagonists	2	158,959.85
El Salvador		DROGUERIA MASTERS, S.A. DE C.V.	Hormones and hormone antagonists	2	310,932.00
El Salvador		DROGUERIA NUEVA SAN CARLOS, S.A. DE C.V.	Hormones and hormone antagonists	1	94,684.33
El Salvador		DROGUERIA SANTA LUCIA, S.A. DE C.V.	Clinical nutrition	1	45,119.88
El Salvador		DROGUERIA SANTA LUCIA, S.A. DE C.V.	Hormones and hormone antagonists	6	2,662,529.61
El Salvador		DRUNINTER, S.A. DE C.V.	Hormones and hormone antagonists	4	267,780.08
El Salvador		GENERAL DE VEHICULOS, S.A. DE C.V.	Motor vehicles	1	53,264.50
El Salvador		GRUPO PAILL S.A. DE C.V.	Hormones and hormone antagonists	2	127,501.64
El Salvador		GUARDADO S.A. DE C.V.	Hormones and hormone antagonists	2	152,214.04
El Salvador		JMTELCOM, S.A. de C.V.	Data Voice or Multimedia Network Equipment or Platforms	1	49,299.98
El Salvador		MONTREAL, S.A. DE C.V.	Hormones and hormone antagonists	2	107,750.50
El Salvador		NORVANDA HEALTHCARE, SA SUC. EL SALVADOR	Hormones and hormone antagonists	4	228,721.60
El Salvador		POR SU SALUD S.A. DE C.V.	Hormones and hormone antagonists	1	95,995.49
El Salvador		PROMED DE EL SALVADOR, S.A. DE C.V.	Patient care and treatment products and supplies	2	112,612.50
El Salvador		PROQUIFA S.A. DE C.V.	Hormones and hormone antagonists	2	153,323.00
El Salvador		QLS S.A. DE C.V.	Patient care and treatment products and supplies	1	59,923.92
El Salvador		SCIENTIFIC INSTRUMENTS, S.A DE C.V	Patient care and treatment products and supplies	1	129,685.50
El Salvador		SERVICIOS QUIRURGICOS DE EL SALVADOR,	Laboratory and scientific equipment	1	44,833.99
El Salvador		SERVICIOS QUIRURGICOS DE EL SALVADOR,	Patient care and treatment products and supplies	1	40,234.10
El Salvador		SERVICIOS TECNICOS MEDICOS, S.A. DE C.V.	Medical facility products	1	135,789.50
El Salvador		UDP ASOCIO DISA	Structures and Building and Manufacturing Components	1	1,357,620.00
El Salvador		UNOPS	Motor vehicles	1	76,791.19
Ethiopia		African Inst't of Mgt Dev't & Governance	Printed media	1	43,468.85
Ethiopia		Eyerusalem Chewa Guda	Structural building products	1	52,800.31
Ethiopia		GETACHEW TUSA Building Contractor	Structural building products	4	205,397.92
Ethiopia		GM PLC	Accommodation furniture	1	63,418.91
Ethiopia		PETER JUSTESEN	Audio and visual presentation and composing equipment	1	40,607.14
Ethiopia		Toyota Gibraltar Stockholdings Ltd.	Motor vehicles	2	92,810.40
European Countries		AUTOMOBILE SK KOSOVO SHPK	Motor vehicles	1	32,136.13
European Countries		BOITEK	Photographic or filming or video equipment	1	32,798.41
European Countries		N.T.P. A "Euro-LonaA"	Live animals	1	73,705.96
Finland		NAPS SYSTEMS OY	Batteries and generators and kinetic power transmission	1	1,404,102.09
Finland		Naps Systems Oy	Other Goods	3	495,727.21
Finland		VAISALA OYJ	Hydraulic machinery and equipment	1	572,088.00
Finland		VERSEIDAG BALLISTIC PROTECTION OY	Emergency and field medical services products	1	68,949.54
Finland		VERSEIDAG BALLISTIC PROTECTION OY	Personal safety and protection	1	109,434.00
Finland		VIDERA OY	Audio and visual presentation and composing equipment	4	161,535.44
France		ASSMANN TELECOM SAS	Audio and visual presentation and composing equipment	1	136,126.00
France		BAYER S.A.S Environmental Science	Anti infective drugs	1	301,098.34
France		BAYER SAS	Patient care and treatment products and supplies	1	1,796,817.22
France		BIO-RAD LABORATORIES	Emergency and field medical services products	1	402,555.91
France		BUFFET CRAMPON SA	Musical Instruments and parts and accessories	1	1,494,000.00
France		Cepheid HBDC SAS	Emergency and field medical services products	6	632,094.20
France		CEPHEID HBDC SAS	Laboratory and scientific equipment	2	257,320.00
France		CEPHEID HBDC SAS	Medical facility products	1	71,400.00
France		CEPHEID HBDC SAS	Patient care and treatment products and supplies	1	44,910.00
France		CEPHEID SAS	Emergency and field medical services products	1	44,028.00
France		ENNOV	Software	1	137,809.65
France		GEMALTO SA	Photographic or filming or video equipment	2	12,732,713.29
France		GRUPE MARCK SAS	Institutional food services equipment	1	847,682.12
France		NUANCES TECHNOLOGIES	Data Voice or Multimedia Network Equipment or Platforms	1	58,604.96
France		PULSONIC	Agricultural and forestry and landscape machinery and equipment	1	149,009.29
France		SPOT IMAGE SA	Consumer electronics	1	50,000.00
Gabon		GIBALTAR TOYOTA	Motor vehicles	2	90,770.90
Gabon		SARL OKLICEANE SERVICES ET CONSEILS	Motor vehicles	1	32,835.18
Gambia		CFAO (GMB) LTD	Motor vehicles	1	33,500.00
Gambia		FOCUS ENERGY SOLUTIONS	Computer Equipment and Accessories	1	53,417.00
Gambia		MARR BANTA SUPPLIERS	Well drilling and operation equipment	1	76,590.99
Georgia		GLOBAL MOTORS GEORGIA - GMG LTD	Motor vehicles	1	77,679.86
Georgia		I.E. ESHBA DAUR TEIMURAZOVICH	Computer Equipment and Accessories	3	150,240.30
Georgia		TOYOTA CENTER TBILISI LTD	Motor vehicles	1	41,400.00
Germany		AK DEUTSCHE HANDELS UND BERATUNGS GMBH	Containers and storage	1	35,100.00
Germany		Axians Networks & Solutions GmbH	Data Voice or Multimedia Network Equipment or Platforms	2	90,884.48
Germany		CAA COMMUNICATIONS AND ACCESSORIES INT.	Collectibles and awards	1	117,373.00

\* For security and privacy reasons, the name of the supplier is not displayed when it includes the name of an individual.

## Major purchase orders by UN organization | 2013

AGENCY				Total Value of
Location of Supplier	Name of Supplier	Description of Goods	#POs	POs (USD)
<b>UNDP continued</b>				
Germany	DELL COMPUTER GMBH	Computer Equipment and Accessories	1	35,369.00
Germany	DEUTSCHE GESELLSCHAFT FUR INTERNATIONALE	Hormones and hormone antagonists	1	70,542.79
Germany	Eckert & Ziegler Bebig GmbH	Medical facility products	1	358,659.78
Germany	European School of Governance (eugs)	Software	1	36,364.00
Germany	F. Urduetsch GmbH	Law enforcement	2	204,827.04
Germany	Fleischhacker GmbH & Co.	Emergency and field medical services products	1	50,931.13
Germany	Fleischhacker GmbH & Co.	Laboratory and scientific equipment	2	308,460.88
Germany	Fleischhacker GmbH & Co.	Medical facility products	2	562,309.52
Germany	Fleischhacker GmbH & Co.	Patient care and treatment products and supplies	3	311,807.04
Germany	FLEISCHHACKER GMBH & CO. KG	Emergency and field medical services products	1	86,352.76
Germany	HAIN LIFESCIENCE GMBH	Patient care and treatment products and supplies	1	66,431.48
Germany	International SOS GmbH	Emergency and field medical services products	1	111,367.50
Germany	PARTEC GMBH	Laboratory and scientific equipment	3	904,898.43
Germany	RKG Rheinische Kraftwagen GmbH & Co KG	Motor vehicles	1	49,126.26
Germany	SV MASCHINEN GMBH	Motor vehicles	1	54,200.00
Germany	TAKLOG INTERNATIONAL TARNSPORTS GmbH	Motor vehicles	1	247,500.00
Germany	Toyota Material Handling Deutschland GmbH	Hydraulic machinery and equipment	1	31,438.03
Germany	TRANSFAIR GMBH	Industrial process machinery and equipment and supplies	2	445,598.02
Germany	VALLON GmbH	Mining and quarrying machinery and equipment	1	141,101.70
Germany	Vallon GmbH	Other Goods	1	56,468.20
Germany	WTE Wassertechnik GmbH	Power generation	2	4,184,673.83
Germany	WTE Wassertechnik GmbH	Structures and Building and Manufacturing Components	1	3,706,795.77
Ghana	CFAO TRUCKS AND SERVICES	Motor vehicles	2	86,534.20
Ghana	DEVANCER COMPANY LIMITED	Office machines and their supplies and accessories	1	69,567.87
Ghana	Ghana Institute Of Advance Networks Tech	Computer Equipment and Accessories	1	35,426.25
Ghana	JOHN RED LIMITED	Other Goods	1	30,402.24
Ghana	PC AFRICA LTD.	Other Goods	2	88,322.25
Ghana	SAMIVA LIMITED	Batteries and generators and kinetic power transmission	1	74,524.10
Ghana	TOYOTA GIBALTAR	Motor vehicles	1	37,647.03
Ghana	TOYOTA GIBALTAR	Other Goods	2	69,568.43
Gibraltar	ARMOURED PROJECT VEHICLES	Motor vehicles	3	443,519.58
Gibraltar	TOYOTA GIBALTAR (STOCKHOLDINGS) LTD	Motor vehicles	1	41,616.02
Gibraltar	TOYOTA GIBALTAR STOCKHOLD LTD	Motor vehicles	1	48,165.69
Gibraltar	TOYOTA GIBALTAR STOCKHOLDING	Motor vehicles	5	566,109.87
Gibraltar	TOYOTA GIBALTAR STOCKHOLDING LTD	Motor vehicles	12	515,706.56
Gibraltar	Toyota Gibraltar Stockholdings	Motor vehicles	12	1,170,936.07
Gibraltar	TOYOTA GIBALTAR STOCKHOLDINGS LTD	Motor vehicles	24	1,948,477.50
Gibraltar	TOYOTA GIBALTAR STOCKHOLDINGS LTD	Motor vehicles	5	314,344.53
Gibraltar	TOYOTA GIBALTAR STOCKHOLDINGS LTD	Other Goods	1	33,163.59
Guatemala	EVOLUSOFT GUATEMALA, S.A.	Software	1	118,815.97
Guinea	CFAO MOTORS GUINEE SARL	Motor vehicles	3	1,184,079.20
Guinea	EUROFEU AFRIQUE DEVELOPEMENT	Other Goods	1	148,094.69
Guinea	JL AGENCE SYLI COMMUNICATION	Printing and publishing equipment	1	36,374.13
Guinea	MARIDAD TECHNOLOGY SARL	Motor vehicles	1	254,503.46
Guinea	PRESTOTYPE	Printing and publishing equipment	1	35,183.31
Guinea	TOTAL GUINEE SA	Fuels	1	56,915.42
Guinea-Bissau	BARROTE CONSTRUCAO SARL	Structural building products	1	34,945.21
Guinea-Bissau	EDUARDO GARCIA, CONSTRUCOES	Structural building products	1	110,598.56
Guinea-Bissau	ERCANO CONSTRUCAO	Other Goods	1	96,751.46
Guinea-Bissau	HIDRO SERVICOS LDA	Other Goods	1	75,434.81
Guinea-Bissau	SAFINA, LDA.	Batteries and generators and kinetic power transmission	1	62,055.27
Guinea-Bissau	TOYOTA GIBALTAR STOCKHOLDINGS LTD	Motor vehicles	1	95,794.40
Haiti	DELICE	Floriculture and silviculture products	1	77,454.25
Haiti	ES-KO INTERNATIONAL INC.	Laboratory and scientific equipment	1	67,484.80
Haiti	UNICEF SUPPLY DIVISION	Anti infective drugs	2	1,472,990.27
Haiti	UNICEF SUPPLY DIVISION	Hormones and hormone antagonists	1	249,184.41
Honduras	CENTROMATIC S.A.	Computer Equipment and Accessories	1	75,213.02
Honduras	DISTRIBUIDORA DE MOTORES, S.A.	Motor vehicles	1	37,205.88
Honduras	MILANO OFFICE SYSTEMS S DE R.L.	Commercial and industrial furniture	1	67,910.46
India	Abbott Healthcare Private Limited	Hormones and hormone antagonists	1	589,580.72
India	Allengers Medical Systems Ltd.	Medical facility products	3	492,964.18
India	Amkette Analytics Ltd.	Laboratory and scientific equipment	1	114,722.22
India	ASSOCIATED BUSINESS COMPUTERS	Computer Equipment and Accessories	1	31,866.15
India	BAJAJ LIFE CARE	Medical facility products	1	113,905.21
India	BBRAUN MEDICAL (I) PVT. LTD.	Medical facility products	1	32,925.79
India	Beckman Coulter India Pvt. Ltd.	Medical facility products	1	91,218.52
India	BioMedix Optotechnik & Devices Pvt Ltd.	Medical facility products	1	71,165.41
India	BIOMERIEUX INDIA PVT. LTD.	Medical facility products	1	130,232.56
India	CARDIO CARE	Medical facility products	1	69,963.54
India	CARL ZEISS INDIA (BANGALORE) PVT. LTD.	Medical facility products	1	179,354.66
India	COVDIEN HEALTHCARE INDIA PVT. LTD.	Medical facility products	1	342,460.47
India	Deepak Enterprises	Medical facility products	2	240,043.88
India	DELL INDIA PVT LTD	Computer Equipment and Accessories	1	43,392.53
India	DEVINE MEDIHEALTH PVT. LTD	Medical facility products	2	178,789.17
India	DHR HOLDING INDIA PVT. LTD.	Medical facility products	1	72,679.06
India	Digitex Medical Systems Pvt.Ltd.	Medical facility products	1	61,949.62
India	Envision Biotech	Structures and Building and Manufacturing Components	1	121,527.78
India	Eppendorf India Limited	Laboratory and scientific equipment	3	225,770.05
India	ESCO BIOTECH PVT. LTD.	Laboratory and scientific equipment	1	62,481.14
India	Fisher & Paykel Healthcare India Pvt.Ltd	Medical facility products	1	136,468.29
India	FORCE MOTORS LIMITED	Medical facility products	1	248,761.52
India	FUJIFILM SONGSITE INDIA PVT. LTD.	Medical facility products	1	34,934.04
India	FUTURE BIO SCIENCE PVT. LTD.	Laboratory and scientific equipment	1	166,741.07
India	GALPHA LABORATORIES LIMITED	Hormones and hormone antagonists	1	270,823.06
India	GOLZAR MOTORS PRIVATE LIMITED	Medical facility products	2	422,709.15
India	HORIBA INDIA PVT. LTD.	Medical facility products	1	109,340.37
India	I T SOLUTIONS INDIA PRIVATE LTD	Computer Equipment and Accessories	1	33,905.15
India	INDO MEDITECH	Medical facility products	1	99,692.27
India	INNOVATIVE MEDICARE TECHNOLOGIES PVT LTD	Medical facility products	2	94,705.12
India	INSTROMEDIX INDIA PVT. LTD.	Medical facility products	3	349,807.91
India	INSTRUKEM (INDIA)	Medical facility products	1	44,860.73
India	INTACH	Other Goods	1	34,589.48
India	Karl Storz Endoscopy India Pvt.Ltd.	Medical facility products	5	1,795,227.78
India	Lupin Limited	Anti infective drugs	4	713,173.89
India	Lupin Pharma LTD.	Anti infective drugs	1	158,903.74
India	Macleods Pharmaceuticals Ltd	Anti infective drugs	1	61,358.55
India	MAHINDRA & MAHINDRA LTD.	Motor vehicles	1	95,700.00
India	MANCHANDA MEDICOS	Hormones and hormone antagonists	1	258,295.53
India	MANCHANDA MEDICOS	Medical facility products	1	116,784.09
India	Martech Info Systems Pvt. Ltd.	Laboratory and scientific equipment	2	68,818.16
India	MEDEXCEL	Medical facility products	1	37,682.30
India	Medi Works	Medical facility products	1	488,378.84
India	Medicamen Organics Limited	Hormones and hormone antagonists	1	259,287.65
India	MEGHMANI ORGANICS LIMITED	Anti infective drugs	1	77,500.00
India	MGM ASSOCIATES	Medical facility products	1	460,000.20
India	Micro Labs Limited	Anti infective drugs	1	82,489.50
India	Nice Neotech Medical Systems Pvt.Ltd.	Medical facility products	3	333,464.17
India	PAREKH INTEGRATED SERVICES PVT. LTD.	Medical facility products	1	101,328.90
India	Phoenix Medical Systems Pvt Ltd	Medical facility products	1	66,178.55
India	PREMIER MEDICAL CORPORATION LTD	Emergency and field medical services products	1	1,279,000.00
India	PRIYANKA (INDIA) PVT.LTD.	Domestic kitchenware and kitchen supplies	1	135,000.00
India	PROGRESSION INFONET PVT. LTD.	Computer Equipment and Accessories	1	33,460.94
India	REMI ELEKTROTECHNIK LTD. (INSTRUMENTS)	Medical facility products	1	49,615.86
India	Roche Diagnostics India Pvt. Ltd.	Medical facility products	1	121,053.57
India	ROHIT SURGICAL PVT. LTD.	Medical facility products	1	43,757.44

\* For security and privacy reasons, the name of the supplier is not displayed when it includes the name of an individual.

AGENCY	Location of Supplier	Name of Supplier	Description of Goods	#POs	Total Value of POs (USD)
UNDP continued	India	RUBY INTERNATIONAL TRADERS	Laboratory and scientific equipment	1	52,862.52
	India	SAMRUDDHI ENTERPRISE	Structures and Building and Manufacturing Components	2	98,296.96
	India	Schiller Healthcare India Pvt. Ltd.	Medical facility products	1	230,611.14
	India	Sonosite India Pvt.Ltd.	Medical facility products	1	143,594.00
	India	Tagros Chemicals India Ltd	Anti infective drugs	3	341,225.04
	India	Taurus Healthcare Pvt. Ltd.	Medical facility products	1	66,586.91
	India	Terumo Penpol Limited	Medical facility products	1	36,451.68
	India	TML PREMIER CAR DIVISION ACCOUNT	Marine transport	1	44,055.08
	India	TOSHIBO MEDICALS PVT.LTD.	Medical facility products	1	65,182.89
	India	TRANSASIA BIO-MEDICALS LTD.	Medical facility products	1	36,744.14
	India	VARIETY VYAPAAR PVT. LTD.	Medical facility products	1	387,375.00
	India	Vishal Surgical Equipment Co.	Medical facility products	1	302,476.63
	India	Wipro GE Healthcare Pvt.Ltd.	Medical facility products	2	196,711.58
	Indonesia	PT SENJAYA SOLUSI SEKURINDO	Law enforcement	1	39,750.00
	Indonesia	PT. TRINET PRIMA SOLUSI	Software	1	60,720.91
	Indonesia	PT. WASKITA KARYA (Persero)	Structures and Building and Manufacturing Components	1	212,407.60
	Indonesia	UNIT EXPORT LIMITED	Marine transport	1	78,984.00
	Iran (Islamic Republic of)	Jarahiran co. (Abbas Solat)	Patient care and treatment products and supplies	1	32,003.07
	Iran (Islamic Republic of)	Nature Bio Tech Co.	Anti infective drugs	1	261,411.13
	Iran (Islamic Republic of)	Novin Parvar Asham	Live animals	1	112,128.42
	Iran (Islamic Republic of)	Pishkooch Store (Shapour Khakbiz)	Personal safety and protection	1	31,005.25
	Iran (Islamic Republic of)	Pole Ideal Pars Co.	Medical facility products	1	30,226.76
	Iran (Islamic Republic of)	Raymand Rad Company	Patient care and treatment products and supplies	1	42,809.85
	Iran (Islamic Republic of)	Reza Safar pour (Mobin Teb Yasin Co.)	Patient care and treatment products and supplies	1	54,240.79
	Iran (Islamic Republic of)	Sherkate Tolidi Nirou Moharekeh	Motor vehicles	1	182,483.36
	Iran (Islamic Republic of)	Tadarok Tajhiz Pars (Mahmud Moradi)	Patient care and treatment products and supplies	1	41,334.04
	Iran (Islamic Republic of)	Teb Khavare Mianeh(Mohammad Khair Abadi)	Patient care and treatment products and supplies	1	35,963.91
	Iraq	DAR ALSARMAD LTD	Structures and Building and Manufacturing Components	1	112,249.00
	Iraq	KHAIRAT ALSHEMAL COMPANY	Structures and Building and Manufacturing Components	1	86,550.00
	Ireland	MICROSOFT IRELAND OPERATIONS LTD	Software	1	391,571.52
	Israel	AL SORAGE LTD	Structural building products	1	87,165.00
	Israel	COMPUTER MEDIA CENTER	Data Voice or Multimedia Network Equipment or Platforms	1	57,663.97
	Israel	COMPUTER MEDIA CENTER	Software	1	41,466.21
	Israel	E.D.T.E-DRIVE TECHNOLOGY LTD	Data Voice or Multimedia Network Equipment or Platforms	1	139,550.00
	Israel	MEGAN DAVID ADOM IN ISRAEL	Motor vehicles	1	110,000.00
	Israel	Orad Control Solutions LTD	Security surveillance and detection	2	137,604.00
	Israel	Wise Tech LTD	Medical facility products	1	38,250.00
	Italy	AFROS SPA	Industrial filtering and purification	1	120,000.00
	Italy	COELMO	Batteries and generators and kinetic power transmission	2	142,740.42
	Italy	CORIMEC ITALIANA S.p.A	Structures and Building and Manufacturing Components	1	393,399.75
	Italy	ILSA SPA	Textile and fabric machinery and accessories	1	73,854.00
	Italy	WFP-UN Humanitarian Response Depot	Batteries and generators and kinetic power transmission	1	138,861.23
	Jamaica	ALTERNATIVE POWER SOURCES LIMITED	Batteries and generators and kinetic power transmission	1	124,037.18
	Japan	TOYOTA GIBRALTAR STOCKHOLDINGS LTD	Motor vehicles	1	78,239.94
	Japan	TOYOTA MOTOR CORPORATION	Motor vehicles	4	540,528.35
	Japan	Toyota Tsusho Corporation	Motor vehicles	2	143,094.62
	Jordan	AL MENJAL AGRIC. EST.	Pest control products	1	102,683.62
	Jordan	ARAB GREENHOUSES MANUFACTURING CO. LTD	Agricultural and forestry and landscape machinery and equipment	1	48,305.09
	Jordan	General Computer & Electronics Co.	Computer Equipment and Accessories	1	35,321.33
	Jordan	JORDAN ENGINEERING SYSTEMS	Audio and visual presentation and composing equipment	1	154,515.04
	Jordan	MOHD SAID TUFFAHA OFFICE SOLUTIONS EST.	Computer Equipment and Accessories	1	74,750.00
	Jordan	SPECIALISED TECHNICAL SERVICES (STS)	Computer Equipment and Accessories	1	32,976.00
	Jordan	Y.NASSAR & CO.	Pest control products	1	75,847.46
	Kazakhstan	ASTANA MOTOR ASTANA LTD	Motor vehicles	1	42,568.62
	Kazakhstan	Nadir LTD	Software	1	56,014.77
	Kenya	BILMARK GROUPS LIMITED	Structural building products	1	31,550.00
	Kenya	BRANDED WORLD COMPUTER SYSTEMS LTD	Computer Equipment and Accessories	1	42,200.23
	Kenya	DECIMAL POINT SUPPLIERS	Computer Equipment and Accessories	1	44,065.80
	Kenya	EAST AFRICA AQUATECH DRILLING LTD	Structures and Building and Manufacturing Components	1	60,000.00
	Kenya	GREEN PARK GOLF & COUNTRY COMPLEX	Other Goods	1	50,690.63
	Kenya	KUEHNE+NAGEL LTD	Other Goods	1	30,260.00
	Kenya	LANTech (Africa) Limited	Computer Equipment and Accessories	1	52,095.34
	Kenya	Mohamed Abdi Omer	Fuels	5	171,105.00
	Kenya	PAX MONDIAL	Structures and Building and Manufacturing Components	1	38,409.00
	Kenya	Personal Computer World Ltd	Computer Equipment and Accessories	1	41,745.00
	Kenya	PLANSON INTERNATIONAL CORPORATION	Computer Equipment and Accessories	1	134,921.00
	Kenya	SHAYONA STATIONERS (A) LTD.	Accommodation furniture	1	60,000.00
	Kenya	Sight And Sound Computers Ltd	Computer Equipment and Accessories	2	63,036.00
	Kenya	TOYOTA KENYA LTD	Motor vehicles	1	40,000.00
	Kenya	UNITY RESOURCES GROUP	Containers and storage	1	39,827.64
	Kenya	UNON	Other Goods	1	40,376.70
	Kenya	Victoria Fumitures Ltd	Accommodation furniture	1	74,070.00
	Kuwait	Eureka Trading Co. W.L.L.	Computer Equipment and Accessories	1	30,175.44
	Kyrgyzstan	AVANGARD I KO LTD	Power generation	1	36,770.00
	Kyrgyzstan	BIGRAND LTD	Prepared and preserved foods	1	31,039.53
	Kyrgyzstan	BRAND LTD	Computer Equipment and Accessories	2	67,963.49
	Kyrgyzstan	COMPASS LTD	Batteries and generators and kinetic power transmission	1	41,122.41
	Kyrgyzstan	EUROMED LLC	Medical facility products	1	31,147.54
	Kyrgyzstan	EVENT M LTD	Prepared and preserved foods	1	88,240.90
	Kyrgyzstan	FARWATER LLC	Emergency and field medical services products	1	90,658.71
	Kyrgyzstan	INSTRUMENTS LLC	Law enforcement	1	95,309.07
	Kyrgyzstan	LOGIC OJSC	Software	1	49,055.30
	Kyrgyzstan	MOL TUSHUM AGRICULTURAL COOPERATIVE	Raw materials processing machinery	1	52,991.81
	Kyrgyzstan	NSP LTD	Batteries and generators and kinetic power transmission	1	36,263.51
	Kyrgyzstan	NUR CLEANING SERVICE LTD	Prepared and preserved foods	1	46,844.80
	Lao People's Democratic Rep.	COMMSYSTEMS LTD	Mining and quarrying machinery and equipment	2	111,594.81
	Lao People's Democratic Rep.	DATAKOM CO. LTD.	Computer Equipment and Accessories	1	34,920.00
	Lao People's Democratic Rep.	TOYOTA LAO THANI CO.,LTD	Motor vehicles	1	30,000.00
	Lao People's Democratic Rep.	WATH-PHOU GARMENT	Clothing	1	55,808.50
	Lebanon	AL MOUROUJ AGRICULTURAL&TRADING CO.SARL	Floriculture and silviculture products	1	249,942.00
	Lebanon	ASAGO GENERAL TRADE & CONTRACTING	Batteries and generators and kinetic power transmission	1	59,180.00
	Lebanon	BALADI FRERES SAL	Motor vehicles	1	30,750.00
	Lebanon	BOU CHALHOUB IND. & COMM. EST.	Industrial process machinery and equipment and supplies	1	248,050.00
	Lebanon	CENTURY MOTOR CO S.A.L	Motor vehicles	1	49,841.00
	Lebanon	CHEHIMI BROTHERS NURSERY	Floriculture and silviculture products	2	87,317.40
	Lebanon	COMPUWORLD SARL	Computer Equipment and Accessories	1	30,890.20
	Lebanon	DALAL STEEL INDUSTRIES SARL	Industrial process machinery and equipment and supplies	1	514,000.00
	Lebanon	HRAIR BOUCHAKJIAN	Batteries and generators and kinetic power transmission	1	33,330.00
	Lebanon	IMPEX TRADING CO. (LEBANON) S.A.L	Motor vehicles	2	63,100.00
	Lebanon	JAD MEDICAL EQUIPMENT&SUPPLIES	Medical facility products	2	68,000.00
	Lebanon	JOINT VENTURE MMG SAL & EEG SAL	Batteries and generators and kinetic power transmission	1	57,994.20
	Lebanon	K.FLEIFEL IND. CO. S.A.R.L.	Accommodation furniture	1	46,458.50
	Lebanon	LEMATIC S.A.L	Industrial process machinery and equipment and supplies	1	384,000.00
	Lebanon	MEDICAP	Medical facility products	1	46,705.40
	Lebanon	MIDDLE EAST DEVELOPMENT CO. SAL	Motor vehicles	1	32,450.00
	Lebanon	MOHA CO	Medical facility products	1	43,200.00
	Lebanon	NURSERY AND FLOWERS OF CHTAURA	Floriculture and silviculture products	1	37,184.59
	Lebanon	POWER SERVICES & CONTRACTING S.A.R.L	Public safety and control	1	123,200.00
	Lebanon	RASAMNY YOUNIS MOTOR CO SAL	Motor vehicles	1	105,842.00
	Lebanon	SCIENCE VISION S.C.S	Patient care and treatment products and supplies	1	33,000.00
	Lebanon	SIM EST - SIMCO	Emergency and field medical services products	2	297,536.00
	Lebanon	SOCIETE LIBAN.POUR L'IND.DU BATIM-ALBINA	Mining and quarrying machinery and equipment	1	210,856.87
	Lebanon	SONIC COMPUTER SYSTEMS	Computer Equipment and Accessories	1	111,353.00
	Lebanon	SONIC COMPUTER SYSTEMS	Consumer electronics	1	30,184.00
	Lebanon	SONIC COMPUTER SYSTEMS	Office machines and their supplies and accessories	1	53,460.00

\* For security and privacy reasons, the name of the supplier is not displayed when it includes the name of an individual.



AGENCY	Location of Supplier	Name of Supplier	Description of Goods	#POs	Total Value of POs (USD)
UNDP continued					
Lebanon		TAKLA TRADING SAL	Hand tools	1	47,829.38
Lesotho		Maseru Toyota	Motor vehicles	1	42,616.07
Liberia		ALTERNATIVE ENERGY, INC.	Batteries and generators and kinetic power transmission	1	70,000.00
Liberia		Auto Spare Service	Batteries and generators and kinetic power transmission	2	71,200.00
Liberia		COMPUTER SHOP	Data Voice or Multimedia Network Equipment or Platforms	1	36,512.00
Liberia		EADECON (LIBERIA) INC.	Structures and Building and Manufacturing Components	1	149,324.00
Liberia		GUINII CREEK UNITED DEV. ASSOCIATION	Structures and Building and Manufacturing Components	1	59,433.08
Liberia		JUSMART ENGINEERS (LIB) LTD	Structures and Building and Manufacturing Components	1	47,112.22
Liberia		Reelin Liberia Inc.	Motor vehicles	1	75,176.00
Libya		Digital Future Co. for ICT	Consumer electronics	1	39,206.35
Madagascar		SOFIP EXPORT	Accommodation furniture	1	44,853.99
Madagascar		XAZZ SARL	Agricultural and forestry and landscape machinery and equipment	1	34,301.22
Malawi		LITHOTECH EXPORTS	Batteries and generators and kinetic power transmission	1	764,765.52
Malaysia		SFM COGEN SDN BHD	Power generation	1	386,000.00
Mali		CFAO MOTOR	Motor vehicles	1	265,788.16
Mali		CISSE MAMADOU DECOR ENTREPRISE	Bins and baskets	1	178,884.13
Mali		COMPUMALI SARL	Computer Equipment and Accessories	1	40,388.05
Mali		DABO ENTERPRISE SARL	Structures and Building and Manufacturing Components	3	37,053.47
Mali		EDIP SARL	Batteries and generators and kinetic power transmission	4	206,109.21
Mali		EDIP SARL	Containers and storage	1	30,494.84
Mali		GALERIE DOUCOURE ET FILS SARL	Other Goods	1	90,377.08
Mali		GROUP DELTA LOG	Motor vehicles	1	59,226.86
Mali		HANACO SARL	Computer Equipment and Accessories	1	39,354.51
Mali		HYDROCHEM MALI	Fertilizers and plant nutrients and herbicides	1	67,767.12
Mali		IMPRIM COLOR	Bins and baskets	2	69,178.35
Mali		IMPRIM SERVICES - SARL	Bins and baskets	1	51,190.99
Mali		KELLY IMAGES	Bins and baskets	1	111,699.49
Mali		MAMADOU TRAORE	Printing and publishing equipment	1	32,956.36
Mali		PRISME DECOR SARL	Bins and baskets	2	150,410.38
Mali		PROJET PRODUCTION INTERNATIONALE - MALI	Automotive specialty tools	1	55,534.96
Mali		SAS IMPRIM	Bins and baskets	1	57,640.44
Mali		SOCIETE IMPORT EXPORT ET TRANSPORT TIMY	Cereal and pulse products	1	122,869.44
Mali		STHIL ETS MOUSSA TRAORE	Industrial pumps and compressors	1	35,787.07
Mali		TOYOTA GIBALTAR	Motor vehicles	4	260,179.88
Mali		WAWA GROUPE INTERNATIONAL	Motor vehicles	2	127,871.07
Mauritania		CENTRE DE DISTRIBUTION IFORMATIQUE	Office machines and their supplies and accessories	1	39,378.58
Mauritania		DHIRIM DARL	Security surveillance and detection	1	58,117.16
Mauritius		SECUREWORKS LTD.	Medical facility products	1	49,027.00
Mauritius		SupplyQuip Ltd	Agricultural and forestry and landscape machinery and equipment	1	88,841.47
Mayotte		BOINA SECURITE	Doors and windows and glass	1	47,733.66
Mexico		ASESORIA Y PROVEEDORA DE EQUIPOS PARA L	Laboratory and scientific equipment	1	35,781.54
Mexico		AUTO SHAT, S.A. DE C.V.	Motor vehicles	1	31,831.23
Mexico		CORPORATIVO BD DE MEXICO, S. DE R.L. DE	Hormones and hormone antagonists	1	164,039.70
Mexico		DALTON AUTOMOTRIZ, S. DE R.L. DE C.V.	Motor vehicles	1	37,570.46
Monaco		ES-KO INTERNATIONAL INC.	Containers and storage	1	36,253.00
Monaco		ES-KO INTERNATIONAL INC.	Structures and Building and Manufacturing Components	1	730,072.00
Mongolia		KHURD AUTO LLC	Motor vehicles	1	79,915.00
Montenegro		Comtel d.o.o	Medical facility products	1	47,653.05
Montenegro		DR TRADE	Accommodation furniture	1	171,503.13
Morocco		Scandinavian Auto Maroc SARL	Motor vehicles	1	41,081.46
Mozambique		HIDROAFRICA	Agricultural and forestry and landscape machinery and equipment	1	47,665.75
Mozambique		TOYOTA DE MOCAMBIQUE, LDA.	Motor vehicles	1	52,936.87
Mozambique		TOYOTA GIBALTAR STOCKHOLDINGS LTD	Motor vehicles	1	44,254.16
Mozambique		TRIANA, LDA	Electrical equipment and components and supplies	1	36,728.50
Myanmar		Allied Marketing Co., Ltd	Office machines and their supplies and accessories	1	92,400.00
Myanmar		KMD COMPANY LIMITED	Computer Equipment and Accessories	1	66,000.00
Myanmar		MRS Computer & Network	Computer Equipment and Accessories	1	63,578.00
Myanmar		OCEAN GLORY LTD	Accommodation furniture	2	90,897.79
Namibia		TRANQUIL BLUE LANDSCAPING	Other Goods	1	49,013.31
Nepal		ARPAN TRADING P. LTD.	Computer Equipment and Accessories	2	88,595.62
Nepal		DESIGNS AND COLORS PVT. LTD.	Accommodation furniture	1	48,215.74
Nepal		GAYATRI BUILDERS	Structural building products	1	56,889.94
Nepal		I 4 TECHNOLOGIES PRIVATE LIMITED	Data Voice or Multimedia Network Equipment or Platforms	1	34,632.54
Nepal		MICE AD NEPAL	Structures and Building and Manufacturing Components	1	156,381.55
Nepal		MULTISYS PTE LTD	Audio and visual presentation and composing equipment	1	82,683.68
Nepal		OMNI BUSINESS CORPORATE INT'L. PVT.LTD.	Hydraulic machinery and equipment	1	223,091.91
Nepal		S. G. NEPAL PVT. LTD.	Printing and publishing equipment	1	48,694.57
Nepal		SOYAN MEGA SOFT P LTD	Software	1	65,879.38
Netherlands		ADAMS MUSICAL INSTRUMENTS	Musical Instruments and parts and accessories	1	42,865.02
Netherlands		DALSUP B.V.	Laboratory and scientific equipment	1	49,397.02
Netherlands		HOLMATRO RESCUE EQUIPMENT B.V.	Automotive specialty tools	1	49,788.35
Netherlands		IDA FOUNDATION	Anti infective drugs	34	11,847,431.97
Netherlands		IDA Foundation	Other Goods	1	176,488.02
Netherlands		IDA FOUNDATION	Patient care and treatment products and supplies	1	37,806.11
Netherlands		IMRES	Anti infective drugs	1	37,646.14
Netherlands		IMRES	Hormones and hormone antagonists	2	69,622.12
Netherlands		IMRES B. V.	Anti infective drugs	1	52,361.40
Netherlands		IMRES BV	Hormones and hormone antagonists	1	75,102.90
Netherlands		INTERNATIONAL DISPENSARY ASSOCIATION	Hormones and hormone antagonists	2	130,639.61
Netherlands		Lexis Nexis	Software	1	45,600.00
Netherlands		Maars Partitioning Systems B.V	Structural building products	1	294,563.70
Netherlands		Svizera Europe BV	Anti infective drugs	2	327,652.90
Netherlands		THE MEDICAL EXPORT B.V.	Emergency and field medical services products	8	777,273.86
Netherlands		THE MEDICAL EXPORT B.V.	Hormones and hormone antagonists	1	1,350,726.51
Netherlands		THE MEDICAL EXPORT B.V.	Patient care and treatment products and supplies	2	260,798.01
Netherlands		THE MEDICAL EXPORT GROUP B.V	Anti infective drugs	2	779,008.00
Netherlands		THE MEDICAL EXPORT GROUP B.V	Emergency and field medical services products	13	3,213,614.86
Netherlands		THE MEDICAL EXPORT GROUP B.V	Hormones and hormone antagonists	1	209,208.90
Netherlands		THE MEDICAL EXPORT GROUP B.V	Intravenous and arterial administration products	1	190,253.33
Netherlands		THE MEDICAL EXPORT GROUP B.V	Laboratory and scientific equipment	3	325,559.18
Netherlands		THE MEDICAL EXPORT GROUP B.V	Medical facility products	8	1,776,984.11
Netherlands		THE MEDICAL EXPORT GROUP B.V	Patient care and treatment products and supplies	15	3,697,679.18
Netherlands		The Medical Export Group B.V.	Laboratory and scientific equipment	1	632,836.42
Netherlands		UNI BUSINESS CENTRE B.V.	Data Voice or Multimedia Network Equipment or Platforms	1	126,060.28
Netherlands		UNICORN BV REFRIGERATION TOOLS AND EQUIP	Industrial refrigeration	1	68,715.00
Netherlands		VAN VLIET TRUCKS HOLLAND B.V.	Motor vehicles	1	42,847.68
Netherlands		WOMY EQUIPMENT SUPPLY BV.	Motor vehicles	1	43,180.05
New Zealand		NATIONAL INSTITUTE OF WATER & ATMOSPHERI	Data Voice or Multimedia Network Equipment or Platforms	1	284,500.50
Nicaragua		AUTONICA SA	Motor vehicles	1	33,571.91
Niger		ETS ABOUBAKAR ABDOU-RAZAK & FILS	Accommodation furniture	1	42,033.47
Niger		ETS MAI MOUSSA BOUKAR	Hand tools	1	36,214.23
Niger		SUN TECHNOLOGIE	Consumer electronics	1	36,207.09
Niger		TOYOTA GIBALTAR STOCKHOLDINGS LTD	Motor vehicles	2	165,795.59
Nigeria		BLUEWHALES ENERGY LTD	Fuels	1	30,665.28
Nigeria		ELIZADE NIG. LTD	Motor vehicles	1	66,921.60
Nigeria		G.U. EBECO INDUSTRIES LIMITED	Accommodation furniture	1	35,859.19
Nigeria		GLAXOSMITHKLINE	Hormones and hormone antagonists	1	33,307.09
Nigeria		MARY-VICTOR ENGINEERING CO. (NIG.) LTD	Electrical equipment and components and supplies	1	47,290.53
Nigeria		R.T. BRISCOE (NIGERIA) PLC	Motor vehicles	1	32,760.03
Nigeria		SAT INVESTMENT LTD	Batteries and generators and kinetic power transmission	1	39,466.54
Nigeria		TECHSPECIALIST CONSULTING LIMITED	Software	2	157,108.48
Norway		ASTRIUM SERVICES ENTERPRISE A/S	Consumer electronics	4	528,146.00
Norway		ROFI AS	Other Goods	1	209,485.00
Norway		W. GIERTSEN HALLSYSTEM AS	Other Goods	1	792,458.00
Pakistan		AHMED MEDIX (PVT) LTD	Motor vehicles	1	99,682.74

\* For security and privacy reasons, the name of the supplier is not displayed when it includes the name of an individual.

2013 | Major purchase orders by UN organization

AGENCY	Location of Supplier	Name of Supplier	Description of Goods	#POs	Total Value of POs (USD)
UNDP continued					
Pakistan		FORBES FORBES CAMPBELL & CO (PVT) LTD	Data Voice or Multimedia Network Equipment or Platforms	1	109,021.78
Pakistan		HAPPY FURNISHERS	Accommodation furniture	2	148,770.71
Pakistan		HR MOBILES (PVT) LTD.	Data Voice or Multimedia Network Equipment or Platforms	1	44,881.11
Pakistan		MARYAH PRINTERS PVT LTD	Bins and baskets	1	37,682.05
Pakistan		Nafisa Traders	Bins and baskets	1	52,856.70
Pakistan		Net IT Matrix	Audio and visual presentation and composing equipment	1	32,670.62
Pakistan		Zeb Trading Corporation	Accommodation furniture	1	63,580.28
Panama		A3-AIDICO, S.A	Structures and Building and Manufacturing Components	1	39,579.72
Panama		GIESA GROUP SA	Heavy construction machinery and equipment	1	74,816.65
Panama		GIESA GROUP SA	Institutional food services equipment	1	59,315.04
Panama		IDEAL MUSIC CORP	Musical Instruments and parts and accessories	1	1,048,790.00
Panama		LOGISTICA HUMANITARIA	Institutional food services equipment	1	103,300.80
Panama		OSSIA MUSIC CORP	Musical Instruments and parts and accessories	1	2,657,393.50
Panama		PRODUCTOS ROCHE (PANAMA), S.A.	Patient care and treatment products and supplies	4	348,163.20
Panama		RODEIBA, S.A.	Structures and Building and Manufacturing Components	2	237,325.00
Panama		YAMAHA MUSIC LATIN AMERICA, S.A	Musical Instruments and parts and accessories	1	722,655.00
Paraguay		DIESA S.A.	Motor vehicles	1	33,500.00
Paraguay		Name withheld for security reasons*	Accommodation furniture	1	83,196.11
Peru		A. JAIME ROJAS REPRESENT. GRLES. S.A.	Medical facility products	2	79,176.08
Peru		AHSECO PERU S.A.	Medical facility products	1	68,616.26
Peru		ARTICULOS VARIOS IMPORTACION Y EXPORT SA	Medical facility products	1	52,222.65
Peru		CARIMEX PERU S.A.C.	Motor vehicles	1	109,439.53
Peru		CESAR FELIPE BARRAZA RODRIGUEZ	Structural building products	1	58,745.75
Peru		DATA SUMINISTROS Y REPRESENT S R LTDA	Computer Equipment and Accessories	1	48,279.70
Peru		EL TUMI PERU S.R.L.	Medical facility products	1	119,850.00
Peru		ELECTROMEDICA PERUANA S.A.	Medical facility products	1	237,770.00
Peru		KS INTERNATIONAL GROUP S.A.C.	Accommodation furniture	1	60,253.10
Peru		M&G SOLUTIONS S.A.C.	Patient care and treatment products and supplies	1	42,560.62
Peru		MC AUTOS DEL PERU SA	Motor vehicles	1	87,176.97
Peru		RIVERA DIESEL S.A.	Batteries and generators and kinetic power transmission	1	41,342.48
Peru		TELCOMSERV SRL	Consumer electronics	1	34,333.28
Peru		UNIVERSO MEDICO S.A.C.	Patient care and treatment products and supplies	1	74,581.46
Philippines		BEVERLY B. ALBERTO	Personal safety and protection	1	34,802.78
Philippines		BLIMS GENERAL MERCHANDISE	Hand tools	2	113,071.92
Philippines		CT LINK SYSTEMS, INC.	Computer Equipment and Accessories	1	71,821.30
Philippines		DEUTSCHE MOTORGERATE INC.	Hand tools	1	38,283.06
Philippines		ECOPROTECT INDUSTRIAL INC	Hand tools	1	33,371.48
Philippines		FITLINE MERCHANDISING	Hand tools	1	228,502.08
Philippines		KENTOO HARDWARE CORP	Personal safety and protection	1	39,953.60
Philippines		KINGS SAFETYNET INC	Personal safety and protection	1	34,802.78
Philippines		MEDICAL GALLERY TRADING	Personal safety and protection	2	307,638.05
Philippines		NETEX SYSTEMS, INC.	Printing and publishing equipment	1	38,178.07
Philippines		PANDA CONSTRUCTION SUPPLY INC.	Personal safety and protection	2	131,624.12
Philippines		PRIMECOLOURS PRINTING CORPORATION	Personal safety and protection	1	33,062.65
Philippines		TOYOTA MANILA BAY CORP	Motor vehicles	1	69,278.68
Philippines		TOYOTA OTIS, INC.	Motor vehicles	1	63,983.32
Philippines		TOYOTA PASONG TAMO, INC.	Motor vehicles	2	227,031.64
Philippines		WESTPOINT ENERGY RESOURCES	Batteries and generators and kinetic power transmission	1	65,150.81
Philippines		WYLER ENTERPRISES, INC.	Personal safety and protection	1	56,264.50
Republic of Korea		Standard Diagnostics	Emergency and field medical services products	1	69,002.71
Republic of Korea		STANDARD DIAGNOSTICS INC.	Emergency and field medical services products	2	2,165,500.00
Republic of Moldova		(R) DAAC SYSTEM INTEGRATOR SRL	Computer Equipment and Accessories	2	83,730.00
Republic of Moldova		(R) IM RUMEON SRL	Motor vehicles	1	46,170.00
Republic of Moldova		(R) INTERMED SRL	Medical facility products	1	155,519.27
Republic of Moldova		(R) S AND T MOLD SRL	Computer Equipment and Accessories	1	51,318.00
Republic of Moldova		(R) SC PROEUROCONSULT SRL	Software	1	34,881.08
Russian Federation		KURGAN-IMEKS OOO	Agricultural and forestry and landscape machinery and equipment	1	68,275.00
Russian Federation		POLYMEDIA JOINT STOCK COMPANY	Audio and visual presentation and composing equipment	1	90,934.16
Russian Federation		SEISMICSYSTEM LTD	Data Voice or Multimedia Network Equipment or Platforms	1	82,724.55
Rwanda		GEMT COMPANY LTD	Structures and Building and Manufacturing Components	2	139,361.24
Rwanda		HOTEL GORILLAS / GOLF	Other Goods	1	34,770.00
Sao Tome and Principe		ELECTROFRIO	Batteries and generators and kinetic power transmission	1	44,116.52
Senegal		LA SENEGALAISE DE L'AUTOMOBILE	Motor vehicles	1	39,788.41
Serbia		DELIGHT	Accommodation furniture	1	147,510.55
Serbia		LUKOVIC AGRI	Agricultural and forestry and landscape machinery and equipment	1	102,035.28
Sierra Leone		SL NATIONAL PETROLEUM CO	Fuels	8	330,203.76
Sierra Leone		TOYOTA GIBRALTAR STOCKHOLDINGS LTD	Motor vehicles	2	151,448.56
Singapore		WIPRO LIMITED	Computer Equipment and Accessories	1	150,000.00
Slovakia		KONSTRUKTA INDUSTRY A.S.	Mining and quarrying machinery and equipment	2	86,658.31
Solomon Islands		ABN CONSULTANCY & RENEWABLE LIVELIHOOD	Printed media	1	56,453.67
Solomon Islands		DN COMPUTER SERVICES PM LTD	Computer Equipment and Accessories	1	34,862.49
Somalia		AL BARAKA CONSTRUCTION COMPANY	Other Goods	2	95,574.32
Somalia		BILAL CONSTRUCTION & TRADING COMPANY	Other Goods	2	173,132.74
Somalia		CITY CENTER TECHNO	Industrial refrigeration	1	120,277.50
Somalia		NUR HASSAN IMAN	Structural building products	1	68,825.86
Somalia		Professional BLG Co.	Other Goods	1	88,094.69
Somalia		Professional BLG Co.	Structural building products	1	72,264.38
Somalia		RA INTERNATIONAL FZCO	Structural building products	1	56,099.78
Somalia		ROOBLE GENERAL SERVICE	Other Goods	1	30,432.40
Somalia		TOYOTA GIBRALTAR STOCKHOLDINGS LIMITED	Motor vehicles	2	86,595.14
Somalia		WAYA ARAG CONSTRUCTION COMPANY	Other Goods	1	158,263.26
South Africa		BAYER (Pty) Limited	Pest control products	1	112,140.00
South Africa		DALBERG CONSULTING CC.	Other Goods	1	31,044.26
South Africa		DENEL LAND SYSTEMS INCORPORATING MECHEM	Structural building products	1	61,182.23
South Africa		HOLDFAST SYSTEMS (PTY) LTD	Mining and quarrying machinery and equipment	1	77,149.00
South Africa		LIPPY'S IN TOUCH STATIONERS	Paper products	1	43,293.24
South Africa		LITHOTECH EXPORTS	Bins and baskets	5	2,028,941.00
South Africa		LITHOTECH EXPORTS	Containers and storage	1	673,649.00
South Africa		LITHOTECH EXPORTS	Office machines and their supplies and accessories	2	2,470,884.52
South Africa		LITHOTECH EXPORTS	Other Goods	2	140,431.00
South Africa		NOVAMERIC (PTY) LTD	Photographic or filming or video equipment	1	88,863.32
South Africa		NYATI BLANKETS CC	Bedclothes and table and kitchen linen and towels	1	34,756.70
South Africa		REN-FORM CC	Bins and baskets	2	2,411,890.00
South Africa		REN-FORM CC	Other Goods	2	2,165,783.81
South Africa		SINGIZI CONSULTING	Other Goods	1	31,925.80
South Africa		SOUTH AFRICAN WEATHER SERVICE	Structures and Building and Manufacturing Components	1	52,236.93
South Africa		SSI ENGINEERS and ENVIRONMENTAL CONSULTAN	Other Goods	1	107,148.78
South Africa		UNIPRINT A DIVISION OF TIMES MEDIA (PTY)	Bins and baskets	2	1,208,267.36
South Africa		ZANS AFRICAN MEDICAL	Pest control products	1	45,067.80
South Sudan		Alsahm Engineering, Contracting & M LTD	Other Goods	1	46,608.00
South Sudan		AMEN INVESTMENT GROUP LIMITED	Structures and Building and Manufacturing Components	2	345,814.61
South Sudan		AWAKE GENERAL TRADING CO. LTD	Accommodation furniture	1	55,771.80
South Sudan		DIESEL GENERATORS	Batteries and generators and kinetic power transmission	1	47,944.00
South Sudan		DIESEL GENERATORS	Other Goods	1	47,944.00
South Sudan		GAMO ENGINEERING CO LTD	Structures and Building and Manufacturing Components	2	308,667.08
South Sudan		GBUDE PETROLEUM CO. LIMITED	Containers and storage	1	49,960.00
South Sudan		GROUP ENGINEERING SERVICES AND CONSTRUCT	Structures and Building and Manufacturing Components	1	182,278.46
South Sudan		JAMBO CONSTRUCTION AND TRADING LTD	Structures and Building and Manufacturing Components	1	150,077.76
South Sudan		MBF Construction Co. Ltd	Structures and Building and Manufacturing Components	3	326,175.10
South Sudan		NEWVISION ENGINEERING PLC	Structures and Building and Manufacturing Components	1	176,093.17
South Sudan		NYG CONSTRUCTION & GENERAL TRADING CO.LT	Structures and Building and Manufacturing Components	1	145,342.73
South Sudan		OCEAN CONSTRUCTION CO. LTD	Structures and Building and Manufacturing Components	1	166,647.80
South Sudan		PAN-CHINA CONSTRUCTION GROUP CO.LTD	Structures and Building and Manufacturing Components	2	1,106,331.00
South Sudan		Sarron Construction Ltd	Structural building products	1	123,715.76
South Sudan		Sarron Construction Ltd	Structures and Building and Manufacturing Components	2	316,868.07

\* For security and privacy reasons, the name of the supplier is not displayed when it includes the name of an individual.

AGENCY				Total Value of
Location of Supplier	Name of Supplier	Description of Goods	#POs	POs (USD)
UNDP continued				
South Sudan	STANDARDGAS PETROLEUM COMPANY LIMITED	Fuels	1	165,508.21
South Sudan	SUNSHINE TE CO. LTD.	Exterior finishing materials	1	296,386.76
South Sudan	THIRUMALA INTERNATIONAL SS LTD	Structures and Building and Manufacturing Components	1	169,200.00
South Sudan	TSAMOTA LIMITED	Hand tools	1	56,260.00
South Sudan	UNITED NATIONS MISSION IN SOUTH SUDAN	Fuels	1	237,387.40
South Sudan	WARSAW HOLDINGS LTD.	Heavy construction machinery and equipment	1	30,572.39
Spain	ALTAMIRA INFORMATION SLU	Software	1	65,000.00
Spain	ANACROM DIAGNOSTICOS S L	Laboratory and scientific equipment	1	144,064.99
Spain	CABRERA Y PEREZ, S. L	Exterior finishing materials	5	836,791.28
Spain	GALOHER CYNAD, S.L	Communications Devices and Accessories	1	31,292.35
Spain	INDRA SISTEMAS SA	Bins and baskets	3	3,081,827.76
Spain	INDRA SISTEMAS SA	Other Goods	1	3,676,673.08
Spain	METALURGICAS HALBAR SL	Agricultural and forestry and landscape machinery and equipment	1	40,272.32
Spain	METALURGICAS HALBAR SL	Hand tools	1	32,743.00
Spain	PROSOLIA SIGLO XXI	Batteries and generators and kinetic power transmission	1	32,930.00
Spain	Reig Jofre Group	Anti infective drugs	2	394,709.05
Spain	SUMINISTROS CONTINUOS SL	Hand tools	1	68,547.00
Spain	TOYOTA GIBRALTAR STOCKHOLDINGS LTD	Motor vehicles	6	322,937.16
Spain	TST STAG S.A.	Containers and storage	1	61,685.00
Spain	TST STAG SA	Elements and gases	1	117,905.15
Sri Lanka	Alcobronze (Private) Ltd.	Heating and ventilation and air circulation	1	59,031.00
Sri Lanka	DAVID PEIRIS MOTOR CO LTD	Motor vehicles	1	48,773.24
Sri Lanka	Name withheld for security reasons*	Structures and Building and Manufacturing Components	1	175,472.64
Sri Lanka	JANAKA ENGINEERING INDUSTRIES	Raw materials processing machinery	1	142,000.00
Sri Lanka	VISVAKARMA PVT LTD	Structures and Building and Manufacturing Components	2	224,466.35
Palestine (State of)	AL HANANI COMP. CONTRACTOR & GENR. WORK	Structures and Building and Manufacturing Components	1	84,735.00
Palestine (State of)	AL KAFRAIN CONTRACTING COMPANY	Structures and Building and Manufacturing Components	1	77,525.00
Palestine (State of)	AL KHAIR COMPANY FOR CONTRACTING	Structures and Building and Manufacturing Components	1	40,000.00
Palestine (State of)	AL QIBAB CONTRACTING COMPANY	Structures and Building and Manufacturing Components	1	385,665.00
Palestine (State of)	AL TAYMA COMPANY FOR CONTRACTING	Structures and Building and Manufacturing Components	1	96,125.00
Palestine (State of)	AL ZAITOUN ENGIN. CONTRACT. & TRAD. CO.	Structures and Building and Manufacturing Components	2	96,581.09
Palestine (State of)	AMER BROTHERS CO.FOR TRADING & GENERAL C	Structures and Building and Manufacturing Components	2	481,324.75
Palestine (State of)	AZ INTERNATIONAL CO.	Structures and Building and Manufacturing Components	1	1,565,618.97
Palestine (State of)	BETHLEHEM KITCHEN EQUIPMENT (BME)	Institutional food services equipment	1	46,833.00
Palestine (State of)	BUSINESS INTELLIGENCE TECHNOLOGIES CO.	Software	1	30,000.00
Palestine (State of)	ELECTRICAL INDUSTRIES COMPANY	Structures and Building and Manufacturing Components	1	30,756.30
Palestine (State of)	GAMA CONTRACTING AND INVESTMENT COMPANY	Structures and Building and Manufacturing Components	3	138,859.50
Palestine (State of)	GOLDEN SAND CONSTRUCTION COMPANY	Structures and Building and Manufacturing Components	4	249,002.81
Palestine (State of)	KHOZENDAR SON'S CO.	Structures and Building and Manufacturing Components	2	75,568.69
Palestine (State of)	MASROUJI COMPANY LTD	Hormones and hormone antagonists	1	42,690.00
Palestine (State of)	MEDICAL SUPPLIES & SERVICES	Emergency and field medical services products	1	30,800.00
Palestine (State of)	MEDICAL SUPPLIES & SERVICES	Hormones and hormone antagonists	1	41,000.00
Palestine (State of)	NEW SOFT, PROGRAMMING & INFORMATION TECH	Software	1	34,350.00
Palestine (State of)	SALAH AL DEAN CO. FOR TRADE & CONTRACTIN	Structures and Building and Manufacturing Components	1	603,909.00
Palestine (State of)	SATCO	Structures and Building and Manufacturing Components	2	245,150.72
Palestine (State of)	UNITED MOTOR TRADE CO. LTD	Motor vehicles	2	95,800.00
Palestine (State of)	VENUS TRADE CO.LTD	Textile and fabric machinery and accessories	1	51,600.00
Sudan	ABRAR ORG. FOR CARE OF WAR DISABLED&	Animal containment and habitats	1	666,213.04
Sudan	ADVIZING IT LTD	Computer Equipment and Accessories	1	38,528.00
Sudan	AHMED MUSTAFA HASSONA TRADING Co.	Motor vehicles	1	44,510.87
Sudan	AL WASAIL FOR ENGINEERING&CONTRACTING	Raw materials processing machinery	1	66,953.60
Sudan	ATLAS AUTOMOTIVE CO. LTD	Motor vehicles	1	42,040.54
Sudan	AZ TECHNOLOGY	Audio and visual presentation and composing equipment	1	66,939.92
Sudan	AZ TECHNOLOGY	Data Voice or Multimedia Network Equipment or Platforms	1	34,398.09
Sudan	BASS PETROLEUM LTD	Fuels	2	105,900.00
Sudan	CHARITY ORG FOR REHABILITATION & DEVELOPM	Animal containment and habitats	2	148,357.79
Sudan	DAR ELSAIG FURNITURE	Accommodation furniture	1	56,268.97
Sudan	ECO-BUILDERS LTD	Structures and Building and Manufacturing Components	1	163,150.38
Sudan	ELGROOP FOR CONTRACTING&TRADING ENTERPR.	Raw materials processing machinery	2	98,825.24
Sudan	FLAMNKI FOR BUSINESS& CONSTRUCTION	Raw materials processing machinery	2	88,087.96
Sudan	Generators Solution	Batteries and generators and kinetic power transmission	1	44,900.00
Sudan	GLOBAL HEALTH FOUNDATION	Animal containment and habitats	1	350,246.01
Sudan	ISMAN BUSINESS FOR TRADE & CONTRACTS	Raw materials processing machinery	2	94,826.89
Sudan	MIT ENGINEERING & CONTRACTING CO.LTD.	Computer Equipment and Accessories	1	42,523.30
Sudan	PROKEN FOR ENGINEERING AND CONTRACTING	Raw materials processing machinery	1	51,376.80
Sudan	REPRO COMPANY LTD.	Printed media	1	45,561.59
Sudan	SIBRO ORGANIZATION FOR DEVELOPMENT	Animal containment and habitats	1	111,439.13
Sudan	TRELELI FOR ENGINEERING&CONTRACTING	Raw materials processing machinery	1	43,173.51
Sudan	TROJAN ENTERPRISES	Fuels	1	55,500.00
Sudan	VIP FOR FURNITURE	Commercial and industrial furniture	1	57,848.00
Swaziland	MBABANE MOTORS (PTY) LTD	Motor vehicles	1	146,239.05
Swaziland	MULTI PURPOSE DISTRIBUTORS	Camping and outdoor equipment and accessories	1	143,381.30
Swaziland	T&S enterprises (PTY) LTD	Bedclothes and table and kitchen linen and towels	1	32,405.66
Switzerland	ETI UMWELTECHNIK AG	Laboratory and scientific equipment	1	95,981.00
Switzerland	NOVARTIS PHARMA SERVICES	Other Goods	1	158,492.50
Syrian Arab Republic	AL AMEEN FOR TRADING AND SERVICES	Containers and storage	1	77,890.20
Syrian Arab Republic	ASSASA COMPANY	Accommodation furniture	2	171,124.17
Syrian Arab Republic	CAT CONTRACTING & TRADING CO. LTD.	Structures and Building and Manufacturing Components	1	172,975.00
Syrian Arab Republic	CHILDREN CARE SOCIETY	Clothing	1	49,090.90
Syrian Arab Republic	CURATOR L.L.C	Accommodation furniture	1	76,239.38
Syrian Arab Republic	Name withheld for security reasons*	Agricultural and forestry and landscape machinery and equipment	1	54,263.22
Syrian Arab Republic	Name withheld for security reasons*	Pest control products	1	90,321.46
Syrian Arab Republic	RAHMOU AND SOUDAN COMPANY	Clothing	2	224,551.56
Syrian Arab Republic	REFAIA FOR AGRICULTURE	Agricultural and forestry and landscape machinery and equipment	1	59,987.88
Syrian Arab Republic	SAMER GHOSSON TRADING COMPANY	Emergency and field medical services products	1	53,220.30
Syrian Arab Republic	SYRIAN GROUP FOR BUSINESS & DEVELOPMENT	Elements and gases	2	281,791.84
Syrian Arab Republic	ZOD SECURITY SAL	Law enforcement	1	89,100.00
Syrian Arab Republic	ZODIAC LLHALOOL ALMTAKAMILA	Computer Equipment and Accessories	1	44,185.97
Tajikistan	GAZPROMNEFT TAJIKISTAN, LLC	Fuels	2	122,968.72
Tajikistan	LLC "SAFAR 66"	Well drilling and operation equipment	1	59,501.64
Tajikistan	LLC AMORAT	Well drilling and operation equipment	1	38,500.00
Tajikistan	LLC AR NUVO	Structures and Building and Manufacturing Components	1	96,647.32
Tajikistan	LLC ARDAMED FARMA	Meat and poultry products	1	40,764.67
Tajikistan	LLC HABIB 2004	Meat and poultry products	1	45,795.42
Tajikistan	LLC INTEGRAL	Structures and Building and Manufacturing Components	2	262,579.10
Tajikistan	LLC Neru	Paper products	1	33,000.00
Tajikistan	LLC NURI CHASHM	Medical facility products	2	79,870.00
Tajikistan	LLC RUSUDAL	Structural building products	1	36,100.00
Tajikistan	LLC SHARK	Structures and Building and Manufacturing Components	1	876,909.71
Tajikistan	NORD LLC	Accommodation furniture	1	49,513.00
Thailand	DIMENSIONDATA (THAILAND) LIMITED	Communications Devices and Accessories	1	72,717.58
Thailand	RMA AUTOMOTIVE COMPANY LIMITED	Motor vehicles	2	114,486.50
Thailand	RMA AUTOMOTIVE COMPANY LTD	Motor vehicles	1	30,755.00
Thailand	SJS Fine Imports Co., Ltd	Motor vehicles	1	30,875.00
Fmr Yugoslav Rep. Macedonia	ANTARIAS	Material handling machinery and equipment	1	87,343.16
Togo	DAN OFFICE	Computer Equipment and Accessories	1	106,019.00
Tonga	NIU IT	Computer Equipment and Accessories	1	39,659.88
Tunisia	ATELIER DU MEUBLE INTERIEUR	Accommodation furniture	1	30,388.82
Tunisia	ELKA CONSULTING	Other Goods	1	54,620.05
Tunisia	ELKRON TUNISIE	Computer Equipment and Accessories	1	79,395.10
Tunisia	Hichem NAKBI	Fishing and aquaculture equipment	1	57,117.22
Tunisia	Société DATABOX SA	Audio and visual presentation and composing equipment	1	50,000.24
Tunisia	STANDARD SHARING SOFTWARE	Communications Devices and Accessories	1	88,618.05
Turkey	ALANSAN INSAAT TEL ORME GAYRIMENKUL	Agricultural and forestry and landscape machinery and equipment	1	47,870.97
Turkey	ALANSAN TARIMSAL HIZMETLER GIDA INS.MAD.	Structures and Building and Manufacturing Components	1	44,595.01

\* For security and privacy reasons, the name of the supplier is not displayed when it includes the name of an individual.

AGENCY	Location of Supplier	Name of Supplier	Description of Goods	#POs	Total Value of POs (USD)
UNDP continued	Turkey	DAVUT OZEL-ORTADOGU INSAAT	Fishing and aquaculture equipment	1	52,526.09
	Turkey	EREM HALI MOBILYA TARIM ILET.INS.TIC.LTD	Agricultural and forestry and landscape machinery and equipment	1	37,659.46
	Turkey	GUVENLI ENERJİ SİSTEMLERİ ELEKTRONİK	Agricultural and forestry and landscape machinery and equipment	1	70,401.01
	Turkey	JAIN SULAMA SİSTEMLERİ SAN. VE TIC. A.Ş.	Agricultural and forestry and landscape machinery and equipment	1	73,017.42
	Turkey	NAVI GLOBAL DIS TICARET LIMITED SIRKETI	Computer Equipment and Accessories	1	31,010.34
	Turkey	NET GUNES PİLİ ENERJİ ELEKTRONİK MAK.	Power generation	1	32,308.50
	Turkey	NIK INSAAT TICARET LTD. STI	Photographic filmmaking supplies	1	68,643.60
	Turkey	OMNI TEKNOLOJİ BİLGİSAYAR SAN TIC LTD ST	Computer Equipment and Accessories	1	30,355.38
	Turkey	OZTIRYAKILER MADENİ ESYA SANAYİ VE TIC.	Institutional food services equipment	1	77,070.83
	Turkey	PRO-TEL INSAAT METAL TAR.URUN. TURIZM	Agricultural and forestry and landscape machinery and equipment	3	135,914.02
	Turkey	SAN-IS INSAAT SANAYİ VE TICARET A.Ş.	Structures and Building and Manufacturing Components	5	2,795,507.69
	Turkey	SANLI INSAAT TICARET LIMITED SIRKETI	Structures and Building and Manufacturing Components	3	543,039.66
	Turkmenistan	Name withheld for security reasons*	Nuts and seeds	1	312,972.18
	Turkmenistan	Name withheld for security reasons*	Heating and ventilation and air circulation	1	37,057.19
	Turkmenistan	Name withheld for security reasons*	Floriculture and silviculture products	1	57,557.90
	Uganda	AFRICA MOTORS & MACHINERY	Motor vehicles	1	49,711.00
	Uganda	ALL IN TRADE LIMITED	Power generation	1	49,505.50
	Uganda	BETA HOMES CONTRACTORS LTD	Structures and Building and Manufacturing Components	1	211,172.60
	Uganda	CAL UGANDA LTD	Computer Equipment and Accessories	1	30,187.77
	Uganda	CAR & GENERAL (U) LTD.	Motor vehicles	1	45,000.00
	Uganda	DAVIS & SHIRTLIFF INTERNATIONAL LTD	Batteries and generators and kinetic power transmission	1	67,002.62
	Uganda	HONDA UGANDA LIMITED	Motor vehicles	1	35,071.00
	Uganda	IGNITION GROUP LLC	Computer Equipment and Accessories	1	47,904.95
	Uganda	NEW SUN LIMITED	Power generation	1	49,431.13
	Uganda	NINA INTERIORS LTD	Accommodation furniture	1	44,073.52
	Uganda	PROMPT SUPPLY 2011 LTD	Accommodation furniture	1	40,693.40
	Uganda	UNIFREIGHT TRUCKING SERVICES LIMITED	Structures and Building and Manufacturing Components	1	34,945.00
	Ukraine	TOV "KA"DRC-Profi", 35780983	Fuels	2	61,461.52
	United Arab Emirates	AL GHURAIR Printing & Publishing LLC.	Containers and storage	1	98,630.00
	United Arab Emirates	AL GHURAIR Printing & Publishing LLC.	Other Goods	4	5,183,277.65
	United Arab Emirates	AL GHURAIR PRINTING AND PUBLISHING LLC	Bins and baskets	4	4,796,325.00
	United Arab Emirates	Danish Star FZC	Motor vehicles	1	48,957.26
	United Arab Emirates	EBCOM LIMITED	Agricultural and forestry and landscape machinery and equipment	3	2,180,027.00
	United Arab Emirates	FIRE BIRD INFORMATION TECHNOLOGY LLC	Computer Equipment and Accessories	1	49,674.00
	United Arab Emirates	GRAND GROUPE FZE	Agricultural and forestry and landscape machinery and equipment	1	69,130.05
	United Arab Emirates	Grand Hyatt Dubai	Other Goods	1	31,815.96
	United Arab Emirates	International Armored Group FZE	Motor vehicles	2	3,122,625.00
	United Arab Emirates	NATIONAL UNITED TRADING CO.	Dairy products and eggs	1	61,976.00
	United Arab Emirates	ORIENTAL ELITE TRADING LLC	Computer Equipment and Accessories	1	30,532.00
	United Arab Emirates	RA INTERNATIONAL	Structures and Building and Manufacturing Components	1	280,918.85
	United Arab Emirates	TRUEBELL MARKETING & TRADING L.L.C.	Motor vehicles	1	43,200.00
	United Arab Emirates	UN - World Food Programme Dubai	Motor vehicles	2	139,458.37
	United Arab Emirates	UN WORLD FOOD PROGRAM - DUBAI	Batteries and generators and kinetic power transmission	1	52,650.79
	United Arab Emirates	UN WORLD FOOD PROGRAM - DUBAI	Motor vehicles	1	151,889.87
	United Arab Emirates	UNITED NATIONS WORLD FOOD PROGRAMME	Other Goods	1	51,053.08
	United Arab Emirates	WFP UNITED ARAB EMIRATES	Computer Equipment and Accessories	1	113,965.20
	United Arab Emirates	WFP UNITED ARAB EMIRATES	Motor vehicles	2	162,227.04
	United Arab Emirates	WFP UNITED ARAB EMIRATES	Other Goods	1	55,028.76
	United Arab Emirates	WORLD FOOD PROGRAM	Camping and outdoor equipment and accessories	1	47,779.78
	United Kingdom	(R) HTSPE LIMITED	Motor vehicles	1	43,450.00
	United Kingdom	AEGIS ENGINEERING LTD	Personal safety and protection	1	65,611.41
	United Kingdom	EAGLE SCIENTIFIC LTD	Laboratory and scientific equipment	2	119,311.87
	United Kingdom	EAGLE SCIENTIFIC Ltd	Medical facility products	1	78,233.26
	United Kingdom	HARGREAVES PLANTS LTD	Seeds and bulbs and seedlings and cuttings	1	80,121.98
	United Kingdom	HUMAN RECOGNITION SYSTEMS LTD	Computer Equipment and Accessories	1	118,837.13
	United Kingdom	IHS GLOBAL LTD	Software	1	106,538.00
	United Kingdom	Investment Affairs L.P.	Textile and fabric machinery and accessories	1	34,170.00
	United Kingdom	Jankel Armouring Limited	Motor vehicles	5	1,865,690.47
	United Kingdom	JANKEL ARMOURING LTD	Motor vehicles	1	210,495.10
	United Kingdom	MICRON SPRAYERS LIMITED	Medical facility products	2	80,823.00
	United Kingdom	MOTOROLA SOLUTIONS UK LIMITED	Consumer electronics	1	137,834.70
	United Kingdom	Oxford Analytica Limited	Software	1	57,598.00
	United Kingdom	SHEARGOLD LIMITED	Batteries and generators and kinetic power transmission	1	50,130.00
	United Kingdom	SHEARGOLD LIMITED	Hand tools	1	136,874.00
	United Kingdom	THE HALO TRUST	Metal cutting machinery and accessories	1	55,334.00
	United Kingdom	UNIT EXPORT LIMITED	Motor vehicles	2	190,666.97
	United Kingdom	UNIT EXPORT LIMITED	Patient care and treatment products and supplies	1	59,670.00
	United Kingdom	UNIT EXPORT LTD	Accommodation furniture	1	182,536.82
	United Kingdom	XEROX LIMITED	Office machines and their supplies and accessories	1	41,400.00
	United Republic of Tanzania	ANATECH INSTRUMENTS (PTY) LTD	Laboratory and scientific equipment	1	44,641.60
	United Republic of Tanzania	Business Machines (Tanzania) Ltd	Office machines and their supplies and accessories	1	38,525.00
	United Republic of Tanzania	FURNITURE CENTRE LTD	Accommodation furniture	1	30,668.47
	United Republic of Tanzania	MANTRAC	Heavy construction machinery and equipment	1	358,000.00
	United Republic of Tanzania	TOYOTA TANZANIA LTD	Motor vehicles	1	160,651.08
	United States of America	A&A Harris Enterprises	Law enforcement	1	44,843.96
	United States of America	ADVIZING IT	Computer Equipment and Accessories	2	63,121.66
	United States of America	ADVIZING IT INC	Computer Equipment and Accessories	4	442,247.82
	United States of America	ADVIZING IT INC.	Audio and visual presentation and composing equipment	1	40,287.00
	United States of America	ADVIZING IT, Inc	Computer Equipment and Accessories	2	86,302.51
	United States of America	Alexander Wolf & Son A Division Of A.W.	Electronic hardware and component parts and accessories	1	42,154.00
	United States of America	Alexander Wolf & Son A Division Of A.W.	Structural building products	3	148,694.00
	United States of America	ANCO Engineers, Inc.	Power sources	1	258,300.00
	United States of America	Arenson Office Furnishings, Inc.	Accommodation furniture	1	42,613.26
	United States of America	ASTROPHYSICS INC.	Law enforcement	1	32,000.00
	United States of America	BARTZ TECHNOLOGY CORPORATION	Agricultural and forestry and landscape machinery and equipment	1	57,231.68
	United States of America	BLOOMBERG FINANCE L.P.	Software	1	68,400.00
	United States of America	CHEMICAL ABSTRACT SERVICE	Software	1	164,100.00
	United States of America	CISCO SYSTEMS	Data Voice or Multimedia Network Equipment or Platforms	1	34,459.08
	United States of America	CISCO SYSTEMS INC	Computer Equipment and Accessories	2	108,458.15
	United States of America	CISCO SYSTEMS INC	Data Voice or Multimedia Network Equipment or Platforms	1	146,297.00
	United States of America	CISCO SYSTEMS INC (C.C.N.P.)	Law enforcement	1	44,761.00
	United States of America	CISCO SYSTEMS INC.	Computer Equipment and Accessories	4	249,109.80
	United States of America	CISCO SYSTEMS INC.	Data Voice or Multimedia Network Equipment or Platforms	1	104,332.12
	United States of America	Cisco Systems Inc.(C.C.N.P.)	Communications Devices and Accessories	1	32,374.40
	United States of America	Cisco Systems Inc.(C.C.N.P.)	Computer Equipment and Accessories	1	51,309.01
	United States of America	Cisco Systems Inc.(C.C.N.P.)	Software	2	1,572,242.78
	United States of America	CISCO SYSTEMS, INC	Computer Equipment and Accessories	1	120,060.00
	United States of America	Cisco Systems, Inc.	Audio and visual presentation and composing equipment	1	39,625.68
	United States of America	CISCO SYSTEMS, Inc.	Computer Equipment and Accessories	1	73,303.82
	United States of America	Cisco Systems, Inc.	Data Voice or Multimedia Network Equipment or Platforms	1	30,205.96
	United States of America	Communications Development Inc.	Printed media	1	43,453.80
	United States of America	CyberNational, Inc.	Other Goods	1	116,194.00
	United States of America	CYBERNET ENTERPRISES, INC	Patient care and treatment products and supplies	1	41,026.79
	United States of America	DELL MARKETING L.P.	Office machines and their supplies and accessories	1	79,674.30
	United States of America	EASTMAN STRINGS, INC	Musical Instruments and parts and accessories	1	2,891,040.00
	United States of America	EDART GTI, Inc	Photographic or filming or video equipment	1	89,325.00
	United States of America	EMC CORPORATION	Computer Equipment and Accessories	1	49,061.00
	United States of America	Environmental System Research Institute	Other Goods	1	53,900.00
	United States of America	G & V DISTRIBUTION CORP	Data Voice or Multimedia Network Equipment or Platforms	1	35,759.00
	United States of America	H. D. HUDSON MANUFACTURING COMPANY	Industrial pumps and compressors	1	37,418.70
	United States of America	H.D. HUDSON MANUFACTURING COMPANY	Industrial pumps and compressors	1	107,939.90
	United States of America	ICF INCORPORATED, LLC	Patient care and treatment products and supplies	1	132,213.50
	United States of America	ILC DOVER LP	Other Goods	1	63,833.00
	United States of America	Keyser Consulting Group, LLC	Photographic or filming or video equipment	1	39,089.44
	United States of America	Lenovo, Inc.	Computer Equipment and Accessories	1	31,836.30

\* For security and privacy reasons, the name of the supplier is not displayed when it includes the name of an individual.

AGENCY	Location of Supplier	Name of Supplier	Description of Goods	#POs	Total Value of POs (USD)
UNDP continued					
United States of America		LEXUS OF MANHATTAN	Motor vehicles	1	55 887.30
United States of America		LI-COR INC	Agricultural and forestry and landscape machinery and equipment	1	57 720.70
United States of America		LTA Advizing IT (USA only)	Computer Equipment and Accessories	3	104 201.75
United States of America		LTA Lexmark International Inc	Computer Equipment and Accessories	1	50 000.00
United States of America		LTA PLANSON INTERNATIONAL CORPORATION	Computer Equipment and Accessories	1	35 528.00
United States of America		MELANIE DOHERTY DESIGN	Printed media	1	33 989.00
United States of America		PAN AMERICAN SANITARY BUREAU	Hormones and hormone antagonists	1	2 482 091.00
United States of America		Partnership for Supply Chain Management	Containers and storage	2	97 122.96
United States of America		PLANSON INTERNATIONAL	Audio and visual presentation and composing equipment	1	38 100.00
United States of America		PLANSON INTERNATIONAL	Office machines and their supplies and accessories	1	62 791.00
United States of America		PLANSON INTERNATIONAL	Printing and publishing equipment	1	79 178.00
United States of America		PLANSON INTERNATIONAL CO. INC.	Computer Equipment and Accessories	4	369 761.00
United States of America		PLANSON INTERNATIONAL CO. INC.	Office machines and their supplies and accessories	1	165 231.00
United States of America		PLANSON INTERNATIONAL CORPORATION	Computer Equipment and Accessories	26	5 352 948.00
United States of America		PLANSON INTERNATIONAL CORPORATION	Office machines and their supplies and accessories	1	42 352.00
United States of America		PLANSON INTERNATIONAL CORPORATION	Software	3	164 572.00
United States of America		PLANSON INTERNATIONAL CORPORATION	Computer Equipment and Accessories	1	63 788.00
United States of America		PLANSON INTERNATIONAL CORPORATION-USA	Computer Equipment and Accessories	1	33 940.00
United States of America		PLANSON INTERNATIONALE CORPORATION	Accommodation furniture	1	105 516.00
United States of America		PLANSON INTERNATIONALE CORPORATION	Computer Equipment and Accessories	1	69 083.00
United States of America		PLANSON INTERNATIONALE CORPORATION	Data Voice or Multimedia Network Equipment or Platforms	1	153 403.00
United States of America		POLYURETHANE MACHINERY	Industrial filtering and purification	1	68 500.00
United States of America		SHI INTERNATIONAL CORP	Software	1	138 303.00
United States of America		SYNERGY INTERNATIONAL SYSTEMS	Software	2	329 623.50
United States of America		TERA INTERNATIONAL	Emergency and field medical services products	1	63 000.00
United States of America		The Pan-american Health Organization	Containers and storage	1	30 000.00
United States of America		TOYOTA GIBRALTAR STOCKHOLDINGS LTD	Motor vehicles	3	274 185.80
United States of America		TOYOTA GIBRALTAR STOCKHOLDINGS LTD	Other Goods	1	155 965.04
United States of America		UNFPA	Packing supplies	1	181 940.52
United States of America		UNFPA	Patient care and treatment products and supplies	2	163 169.00
United States of America		UNFPA NY	Patient care and treatment products and supplies	1	110 201.00
United States of America		United States Information systems Inc.	Electronic hardware and component parts and accessories	1	45 000.00
United States of America		VSGI-Visual Systems Group, Inc.	Consumer electronics	1	39 437.00
United States of America		WENGER CORPORATION	Accommodation furniture	1	3 249 740.00
United States of America		Work Well Partners	Commercial and industrial furniture	3	371 339.45
Uruguay		ONALUR S A	Consumer electronics	1	215 205.98
Uzbekistan		COLTEX Technology	Dairy products and eggs	1	58 295.69
Uzbekistan		Jer Asti Suw Bulagi	Plumbing fixtures	1	41 468.16
Uzbekistan		KARAKALPAK STIGAL MCHJ	Plumbing fixtures	2	65 455.78
Uzbekistan		MDF FORMATION MCHJ	Electrical equipment and components and supplies	1	101 512.42
Uzbekistan		Tarli Tani PC	Live animals	1	53 356.16
Uzbekistan		TITAN TRADING INC	Leatherworking repairing machinery and equipment	1	73 150.00
Venezuela (Bolivarian Rep. of)		DISTRIBUIDORA OFIPACA 18-19 C.A.	Paper products	1	39 657.94
Venezuela (Bolivarian Rep. of)		SOCIEDAD IBERICA DE CONSTRUCCIONES	Electrical equipment and components and supplies	1	31 246.13
Venezuela (Bolivarian Rep. of)		SPARCSOLUTIONS, C.A.	Components for information technology or broadcasting or telecommunications	1	673 955.11
Venezuela (Bolivarian Rep. of)		SPARCSOLUTIONS, C.A.	Computer Equipment and Accessories	1	214 645.90
Viet Nam		CTY TNHH MTV UNG DUNG KT VA SAN XUAT	Computer Equipment and Accessories	1	75 094.69
Yemen		AL AHLASI CORP. FOR INTL TRADE	Other Goods	1	56 500.00
Yemen		AL-AMIRI INDUSTRIES	Other Goods	1	41 777.00
Yemen		Name withheld for security reasons*	Other Goods	1	83 943.80
Yemen		Apex Consulting	Other Goods	1	197 156.28
Yemen		APEX YEMEN TRADING CO.LTD	Office machines and their supplies and accessories	1	53 000.00
Yemen		Automotive Machinery Trading Center	Motor vehicles	3	127 500.00
Yemen		Automotive Machinery Trading Center	Other Goods	2	63 000.00
Yemen		Compute Me	Data Voice or Multimedia Network Equipment or Platforms	1	199 243.00
Yemen		Concept for Advertising & Media	Other Goods	1	89 000.00
Yemen		Dream Motors	Motor vehicles	1	34 400.00
Yemen		Group 4 Securitas Yemen Ltd.	Law enforcement	1	80 924.00
Yemen		Group 4 Securitas Yemen Ltd.	Other Goods	1	123 177.25
Yemen		MAM International Corp.	Audio and visual presentation and composing equipment	1	47 412.00
Yemen		MAM International Corp.	Electrical equipment and components and supplies	1	71 808.00
Yemen		MAM International Corp.	Other Goods	2	69 225.54
Yemen		Name withheld for security reasons*	Other Goods	1	72 000.00
Yemen		Name withheld for security reasons*	Other Goods	1	74 661.24
Yemen		Movenpick Hotel Sanaa	Other Goods	1	97 380.00
Yemen		NET WORLD SYSTEM	Security surveillance and detection	2	82 491.00
Yemen		NET WORLD SYSTEM	Software	3	916 002.00
Yemen		SAM INDUSTRIAL SUPPLIES	Batteries and generators and kinetic power transmission	1	168 000.00
Yemen		Smart Power for importing	Batteries and generators and kinetic power transmission	1	43 000.00
Yemen		THE TEHAMA TRADING COMPANY	Motor vehicles	1	50 500.00
Zambia		IDA FOUNDATION	Anti infective drugs	1	62 663.08
Zambia		Keegy Limited	Motor vehicles	1	49 437.00
Zambia		MEDICAL STORES LIMITED	Containers and storage	2	349 112.82
Zambia		NOVARTIS PHARMA SERVICES	Anti infective drugs	1	975 507.20
Zambia		STERELIN MEDICAL AND DIAGNOSTICS	Patient care and treatment products and supplies	1	1 204 114.19
Zimbabwe		BRALYN LITHO PRINTERS	Janitorial equipment	1	39 973.00
Zimbabwe		CISCO EQUIPMENT	Data Voice or Multimedia Network Equipment or Platforms	1	38 862.96
Zimbabwe		CLUSTER DIAGNOSTICS (PVT) LTD	Laboratory and scientific equipment	1	84 014.00
Zimbabwe		DANOFFICE	Communications Devices and Accessories	1	243 109.83
Zimbabwe		DANOFFICE	Computer Equipment and Accessories	2	93 046.40
Zimbabwe		DEXEL (PVT) LTD	Software	1	49 990.00
Zimbabwe		FIMA ENTERPRISES PVT LTD	Laboratory and scientific equipment	2	207 695.30
Zimbabwe		KINGSPORT INVESTMENTS	Clothing	1	71 253.00
Zimbabwe		KINGSPORT INVESTMENTS	Janitorial equipment	1	135 626.70
Zimbabwe		KJAER & KJAER	Motor vehicles	1	116 543.00
Zimbabwe		Medinte Distribution (Pvt) Ltd	Laboratory and scientific equipment	1	39 929.40
Zimbabwe		MEDSURE HEALTH CARE PVT LTD	Laboratory and scientific equipment	1	311 608.00
Zimbabwe		THOREX CC	Paper products	1	48 251.50
Zimbabwe		Total Motor Mart Pvt Ltd	Motor vehicles	1	465 178.25
Zimbabwe		WELLI-WILL MASTER FILING	Accommodation furniture	1	599 000.00
UNECA					
China (Hong Kong)		HANA BRIGHT INTER	Office machines and their supplies and accessories	1	74 682.80
Denmark		Dan:office	Computer data input devices	3	1 126 052.58
Denmark		Dan:office	Computer display accessories	2	66 323.50
Denmark		DEKO partitions I	Structural building products	1	464 285.63
Ethiopia		B&B	Textile and fabric machinery and accessories	1	60 559.74
Ethiopia		Name withheld for security reasons*	Office machines and their supplies and accessories	1	60 169.90
Ethiopia		CC Trading Statio	Office machines and their supplies and accessories	2	108 270.64
Ethiopia		Deliver ICT and t	Information Technology Broadcasting and Telecommunications	1	78 380.00
Ethiopia		TEMESGEN ZEWE GE	Pharmaceuticals incl. Contraceptives and Vaccines	1	44 213.00
Ethiopia		Zala Film Product	Photographic and recording media	2	61 806.36
France		GROUPE JEUNE AFRI	Pharmaceuticals incl. Contraceptives and Vaccines	1	31 207.60
France		MANITOU BF	Motor vehicles	1	118 504.74
Germany		N-TSIMEX e.K.	Structural building products	1	99 743.21
Gibraltar		Toyota Gibraltar	Motor vehicles	3	137 335.98
Ireland		MICROSOFT IRELAND	Computer data input devices	1	151 061.91
Ireland		SCHNEIDER ELECTRI	Electrical equipment and components and supplies	1	74 164.00
Italy		INTERTRADE INTERN	Electrical equipment and components and supplies	3	152 387.21
Kenya		Legend Power Syst	Electrical equipment and components and supplies	1	269 361.46
Kenya		MFI OFFICE SOLUTI	Printing and Photographic and Audio and Visual Equipment	1	99 210.00
Kenya		NJIMIA PHARMACEUT	Pharmaceuticals incl. Contraceptives and Vaccines	4	143 194.71
Kenya		Typotech Imaging	Printing and Photographic and Audio and Visual Equipment	1	172 400.00
Kenya		VICTORIA FURNITUR	Office and desk accessories	1	37 182.00
Netherlands		International Pro	Electronic Components and Supplies	1	38 841.50
South Africa		ASYST Intelligenc	Office supplies	1	106 821.00

\* For security and privacy reasons, the name of the supplier is not displayed when it includes the name of an individual.

AGENCY	Location of Supplier	Name of Supplier	Description of Goods	#POs	Total Value of POs (USD)
<b>UNECA continued</b>					
	Sweden	Aastra Telecom Sw	Electronic Components and Supplies	1	38,984.12
	Turkey	Oztiyakiiler Made	Office and desk accessories	1	45,508.47
	United Arab Emirates	EBASCO TRADING CO	Computer display accessories	2	76,601.60
	United Arab Emirates	JACKYS GULF FZE.	Office machines and their supplies and accessories	1	30,145.00
	United Arab Emirates	SOME'S UNIFORMS I	Communications Devices and Accessories	1	49,661.80
	United Arab Emirates	TRUEBELL MARKETIN	Published Products	1	87,184.00
	United Arab Emirates	TRUEBELL MARKETIN	Service Industry Machinery and Equipment and Supplies	1	64,891.00
	United Kingdom	Bannerbridge Plc	Office supplies	1	36,365.00
	United Kingdom	GAPUMA (UK) LIMIT	Electrical equipment and components and supplies	1	37,694.10
	United Kingdom	Hunter Penrose Su	Published Products	1	114,460.48
	United Kingdom	Info TEKSTIL PROM	Textile and fabric machinery and accessories	1	72,296.17
	United Kingdom	ORTHO CLINICAL DI	Medical Equipment and Accessories and Supplies	1	67,254.70
	United Kingdom	Top Dog Security	Security, Safety and Law Enforcement Equipment	1	74,467.26
	United Kingdom	Winchester Procur	Laboratory and scientific equipment	1	58,979.63
	United Kingdom	Winchester Procur	Office and desk accessories	1	44,055.00
	United Kingdom	Winchester Procur	Published Products	1	32,960.58
	United States of America	AccessIT Group	Charts or maps or atlases	1	63,057.00
	United States of America	Cisco System	Computer data input devices	2	1,081,000.46
	United States of America	Diebold, Incorpor	Electronic Components and Supplies	1	58,167.70
	United States of America	Diebold, Incorpor	Information Technology Broadcasting and Telecommunications	1	141,040.25
	United States of America	EMC Corporation	Computer data input devices	1	368,976.00
	United States of America	PLANSON INTERNATI	Office machines and their supplies and accessories	1	113,899.37
	United States of America	UNITED NATIONS OF	Office and desk accessories	2	523,229.00
<b>UNESCO</b>					
	Afghanistan	Allied Machinery Limited	Power Generation and Distribution Machinery and Accessories	1	40,400.00
	Belgium	TELEVIC CONFERENCE	Network service equipment	1	42,674.37
	Brazil	Nutriplace Comercial Ltda - Me	Developmental and professional teaching aids and materials and accessories a	1	31,425.43
	Brazil	Sbpi Consultoria Ltda	Software	1	41,077.13
	Côte d'Ivoire	EAGLE DISTRIBUTION	Office machines and their supplies and accessories	1	36,249.00
	Côte d'Ivoire	SPIRAL	Furniture and Furnishings	1	35,514.05
	Cambodia	Integrated Computer Enhancement	Notebook computers	1	38,060.00
	Cameroon	GENERAL TECHNOLOGIES OF CAMEROON	Data Voice or Multimedia Network Equipment or Platforms	1	103,244.69
	Cameroon	GES	Power Generation and Distribution Machinery and Accessories	1	51,126.11
	Democratic Rep. of the Congo	Caritas-Développement Goma	General classroom furnishings	1	90,000.00
	Democratic Rep. of the Congo	CFAO MOTORS RDC	Power Generation and Distribution Machinery and Accessories	1	35,517.00
	Democratic Rep. of the Congo	ECOBER	General classroom furnishings	1	55,000.00
	Democratic Rep. of the Congo	ENTREPRISE BYAMUNGU ZIHINDULA (EBZ)	General classroom furnishings	1	55,000.00
	Democratic Rep. of the Congo	ONGD FONDATION PLUS	General classroom furnishings	1	59,000.00
	Denmark	DANOFFICE	Notebook computers	1	30,336.08
	Ecuador	CASABACA S.A.	Motor Vehicles and Parts, Accessories and Components	1	55,000.00
	France	ANTEMETA	Computers	1	79,869.17
	France	CANON FRANCE	Printing and publishing equipment	1	31,489.07
	France	Cite de Memoire SARL	Computers	1	53,682.41
	France	CLASS	Personal computers	1	36,416.34
	France	ECONOCOM PRODUCTS ET SOLUTIONS	Computers	1	31,969.35
	France	EUROP GROUPE SARL	Audio and visual equipment	1	33,200.10
	France	GROUPE OCEALIS	Computers	1	37,709.05
	France	HONEYWELL SA	Electrical equipment and components and supplies	1	156,501.73
	France	LAFI SAS	Computers	1	37,284.23
	France	Large Network Administration	Software	1	90,813.58
	France	OECD	Software	1	33,103.56
	France	RICOH France S.A.S.	Printing and publishing equipment	1	56,316.92
	France	SAP FRANCE S.A.	Software	1	40,266.97
	France	SCC	Computers	1	133,876.75
	France	SIVECO GROUPE	Software	1	30,172.61
	France	SoftwareOne France SAS	Software	1	162,562.83
	France	ThalesAlenia Space France	Software	1	31,250.10
	France	TOTAL RAFFINAGE MARKETING	Petroleum and distillates	1	132,626.00
	Gibraltar	TOYOTA GIBRALTAR STOCKHOLDINGS LTD	Motor vehicles	1	31,814.42
	Gibraltar	TOYOTA GIBRALTAR STOCKHOLDINGS LTD	Motor Vehicles and Parts, Accessories and Components	2	176,711.10
	Gibraltar	TOYOTA GIBRALTAR STOCKHOLDINGS LTD	Power sources	2	121,179.64
	India	Barefoot College, Social Work &	Electrical equipment and components and supplies	1	51,650.00
	India	Kapsons Engineers Pvt. Ltd.	Motor Vehicles and Parts, Accessories and Components	1	33,725.23
	India	Mercedes-Benz India Pvt. Ltd.	Automobiles or cars	1	36,500.57
	Iraq	ABRA AL-FADAA COMPANY	Notebook computers	1	74,350.00
	Italy	3P Technologies Srl	Audio and visual equipment	1	120,027.53
	Italy	ADCOM S.r.l.	Audio and visual equipment	1	34,340.42
	Italy	CINECA	Periodicals	4	576,421.09
	Italy	E4 Computer Engineering S.p.A.	Computers	1	165,050.00
	Italy	Rittal Spa	Industrial refrigeration	1	62,357.81
	Jamaica	STEWARTS AUTOSALES	Motor Vehicles and Parts, Accessories and Components	1	35,442.31
	Japan	TOYOTA MOTOR CORPORATION	Motor Vehicles and Parts, Accessories and Components	1	35,899.96
	Jordan	AL TAEF FOR CAR TRADING CO.	Automobiles or cars	1	74,000.00
	Jordan	Trans Jordan Trading Co. L.L.	Automobiles or cars	1	31,694.92
	Kazakhstan	IE "MANDARINE"	Printed publications	1	30,000.00
	Netherlands	MAPPING WORLDS	Educational or reference software	1	38,000.00
	Pakistan	Advance Telecom	Data Voice or Multimedia Network Equipment or Platforms	1	31,181.84
	Pakistan	Power Comm System	Notebook computers	1	32,293.51
	Pakistan	SMNCO SYSTEMS	Data Voice or Multimedia Network Equipment or Platforms	1	30,729.79
	Senegal	CFAO SENEGAL	Motor Vehicles and Parts, Accessories and Components	2	81,380.21
	Spain	GMV	Software	1	296,609.95
	Palestine (State of)	ULTIMIT ADVANCED TURNKEY SOLUTION	Audio and visual equipment	1	67,820.00
	Thailand	BMW (Thailand) Co.,Ltd	Motor Vehicles and Parts, Accessories and Components	1	34,023.35
	Thailand	TOYOTA MOTOR THAILAND CO.,LTD	Motor Vehicles and Parts, Accessories and Components	1	31,627.76
	Timor-Leste	ZEON INTERNATIONAL	Notebook computers	1	34,650.00
	United Kingdom	Autonomy Systems Limited	Software	1	62,896.04
	United States of America	BLOOMBERG FINANCE LP	Software	1	104,863.82
	Viet Nam	Cong ty TNHH DT & PT Viet Xuan	Motor vehicles	1	44,740.00
<b>UNFPA</b>					
	Afghanistan	AFGHAN IMAGE BUSINESS	Electrical cable and accessories	1	31,029.58
	Afghanistan	AINA AFGHAN MEDIA & CULTURE CENTER	Printed publications	1	34,578.28
	Afghanistan	BRIGHT CONNECTION CONSULTANCY SERVICES	Office supplies	1	43,789.81
	Afghanistan	Name withheld for security reasons*	Office supplies	2	82,123.74
	Afghanistan	NAJIB SHIREEN LOGISTIC SERVICES	Office supplies	1	43,789.81
	Azerbaijan	RAPS MMC	Printed publications	1	40,560.42
	Bangladesh	TECH VALLEY SOLUTIONS LIMITED	Air conditioners	1	42,801.45
	Belgium	PFIZER ENTERPRISES SARL	Estrogens and progestins and internal contraceptives	2	1,353,599.75
	Burkina Faso	CFAO BURKINA	Motor vehicles	2	65,580.23
	Burkina Faso	WATAM S A	Motor vehicles	1	74,466.32
	Côte d'Ivoire	ENTREPRISE IVOIRE LABO SERVICES	Medical Equipment and Accessories and Supplies	1	31,751.61
	Côte d'Ivoire	ETS SATCA	Motor vehicles	1	46,638.14
	Chad	IDTsarl	Printed publications	1	70,326.16
	China	EMPTOR INTERNATIONAL LTD	Medical Equipment and Accessories and Supplies	1	47,175.00
	China	GUANGZHOU GUANGXIANG ENTERPRISES GROUP C	Condoms	3	1,267,485.00
	China	GUILIN ZIZHU LATEX CO LTD	Condoms	8	2,383,120.76
	China	PEAK INTERNATIONAL TRADE (TIANJIN)CO LTD	Medical Equipment and Accessories and Supplies	13	1,249,675.15
	China	QINGDAO DOUBLE BUTTERFLY GROUP CO. LTD	Condoms	7	2,191,839.03
	China	SHANGHAI KOYO-ANP I & E CO LTD	Medical Equipment and Accessories and Supplies	4	1,913,091.00
	China	SHANGHAI KOYO-ANP I & E CO LTD	Office supplies	1	55,740.00
	China	SUZHOU COLOUR-WAY ENTERPRISE DEVELOPMENT	Condoms	2	680,944.16
	China	TIANJIN HUMAN-CARE LATEX CORPORATION	Condoms	10	7,644,937.31
	China	ZHEJIANG MEDICINES&HEALTH PRODUCTS	Medical Equipment and Accessories and Supplies	1	89,400.00
	Colombia	QUAD GRAPHICS COLOMBIA S A	Printed publications	3	294,940.00
	Democratic Rep. of the Congo	DEPOT PHARMA ENAPH I.T.M ETS	Medical Equipment and Accessories and Supplies	2	149,639.00
	Democratic Rep. of the Congo	ETS ALISON	Vehicle safety and security systems and components	1	31,582.08

\* For security and privacy reasons, the name of the supplier is not displayed when it includes the name of an individual.

AGENCY	Location of Supplier	Name of Supplier	Description of Goods	#POs	Total Value of POs (USD)
	<b>UNFPA continued</b>				
Denmark		ADVIZING IT LTD	Audio and visual presentation and composing equipment	1	32,587.32
Denmark		ADVIZING IT LTD	Computer Equipment and Accessories	1	36,878.00
Denmark		ADVIZING IT LTD	Computer servers	1	32,788.00
Denmark		ADVIZING IT LTD	Desktop computers	5	338,723.13
Denmark		ADVIZING IT LTD	Notebook computers	2	95,531.46
Denmark		ADVIZING IT LTD	Radio frequency identification devices	1	41,894.00
Denmark		DAN-OFFICE	Desktop computers	1	31,756.00
Denmark		DANIMEX COMMUNICATION LTD	Satellite phone	1	30,426.96
Denmark		DANOFFICE TRADING	Computer Equipment and Accessories	4	187,230.00
Denmark		DANOFFICE TRADING	Computer printers	1	75,092.00
Denmark		DANOFFICE TRADING	Desktop computers	2	414,986.20
Denmark		DANOFFICE TRADING	Electrical cable and accessories	1	95,794.00
Denmark		GARMIN DANMARK A/S	Computer Equipment and Accessories	1	94,431.82
Denmark		KUEHNE AND NAGEL INC	Medical Equipment and Accessories and Supplies	1	49,052.00
Denmark		PETER JUSTESEN	Audio and visual presentation and composing equipment	1	36,595.00
Denmark		PETER JUSTESEN	Electrical cable and accessories	1	36,595.00
Denmark		PETER JUSTESEN	Notebook computers	1	35,035.17
Denmark		PETER JUSTESEN	Office furniture	1	38,259.60
Denmark		PETER JUSTESEN COMPANY A/S	Audio and visual presentation and composing equipment	1	55,476.80
Denmark		PETER JUSTESEN COMPANY A/S	Computer servers	1	75,598.36
Denmark		PLANSON EUROPE	Computer Equipment and Accessories	1	46,443.00
Denmark		PLANSON EUROPE	Desktop computers	1	336,541.00
Denmark		PLANSON EUROPE	Notebook computers	1	371,629.00
Denmark		PLANSON EUROPE	Printer and photocopier and facsimile accessories	1	40,225.00
Denmark		UNICEF SUPPLY DIVISION	Clinical and diagnostic analyzer reagents	1	44,350.00
Denmark		UNICEF SUPPLY DIVISION	Medical Equipment and Accessories and Supplies	1	55,805.62
Denmark		UNICEF SUPPLY DIVISION	Pharmaceuticals incl. Contraceptives and Vaccines	2	474,466.03
Denmark		UNOPS	Motor vehicles	58	5,571,749.34
Denmark		UNOPS	Motorcycles	4	371,749.15
Ecuador		BAYER S A	Estrogens and progestins and internal contraceptives	2	1,954,160.00
Eritrea		DAWIT CARAVEL FURNITURE	Office furniture	1	35,966.67
Fiji		Nivis Motor & Machinery Company Ltd	Motor vehicles	1	31,967.21
Finland		BAYER OY	Pharmaceuticals incl. Contraceptives and Vaccines	48	21,685,964.00
Finland		Naps System OY	Electrical cable and accessories	1	47,956.68
Finland		Naps System OY	Power conditioning equipment	1	35,896.55
France		LABORATOIRE HRA PHARMA	Pharmaceuticals incl. Contraceptives and Vaccines	4	213,268.00
Gambia		GAMTRONIX ENTERPRISE	Desktop computers	1	30,622.57
Gambia		MARR BANTA SUPPLIERS	Desktop computers	1	45,182.29
Germany		BAYER PHARMA AG	Estrogens and progestins and internal contraceptives	32	13,658,058.51
Germany		BAYER PHARMA AG	Pharmaceuticals incl. Contraceptives and Vaccines	64	20,923,371.37
Germany		FLEISCHHACKER GMBH AND CO. KG	Medical Equipment and Accessories and Supplies	24	1,513,280.70
Germany		HELM AG	Estrogens and progestins and internal contraceptives	1	135,636.00
Germany		SPEEDLINER MOBILITY GMBH	Motor vehicles	1	144,800.00
Germany		SPEEDLINER MOBILITY GMBH	Motorcycles	1	47,625.00
Ghana		DIDDLE ENTERPRISE	Printed publications	1	37,382.06
Ghana		MIGHT GHANA LIMITED	Printed publications	1	33,906.63
Ghana		OMENS INVESTMENT	Medical Equipment and Accessories and Supplies	1	34,403.67
Ghana		ZENNAGE ENTERPRISE	Clinical and diagnostic analyzer reagents	1	36,464.22
Gibraltar		GIBRALTAR STOCKHOLDINGS LTD	Motor vehicles	1	59,179.59
Gibraltar		TOYOTA GIBRALTAR STOCKHOLDINGS LTD	Motor vehicles	4	331,389.05
Guinea-Bissau		PROJECTO SAUDE DE BANDIM	Medical Equipment and Accessories and Supplies	1	42,744.46
Honduras		INDUSTRIAS PANAVISION	Office furniture	1	36,244.43
Hungary		GEDEON RICHTER plc.	Pharmaceuticals incl. Contraceptives and Vaccines	2	133,430.00
India		CORPORATE CHANNELS INDIA PRIVATE LIMITED	Pharmaceuticals incl. Contraceptives and Vaccines	1	236,290.00
India		FAMY CARE LTD	Pharmaceuticals incl. Contraceptives and Vaccines	2	126,996.00
India		HLL LIFECARE LIMITED	Pharmaceuticals incl. Contraceptives and Vaccines	1	30,228.00
India		INDUS MEDICARE LIMITED	Condoms	17	5,330,581.95
India		INDUS MEDICARE LIMITED	Pharmaceuticals incl. Contraceptives and Vaccines	3	288,917.44
India		PREGNA INTERNATIONAL LIMITED	Pharmaceuticals incl. Contraceptives and Vaccines	5	490,346.00
India		SMB CORPORATION OF INDIA	Pharmaceuticals incl. Contraceptives and Vaccines	3	255,213.14
India		SURETEX PROPHYLACTICS INDIA LIMITED	Condoms	4	516,765.50
India		TECHNO RELIEF OVERSEAS I PVT LTD	Medical Equipment and Accessories and Supplies	1	54,470.00
India		TTK PROTECTIVE DEVICES LTD	Condoms	1	7,273,791.00
Indonesia		CV AKSARA BUANA	Medical Equipment and Accessories and Supplies	1	43,166.85
Iraq		DEKORAS CO	Medical Equipment and Accessories and Supplies	1	90,000.00
Iraq		NIVA CAR TRADING LIMITED	Motor vehicles	1	73,000.00
Israel		ORGENICS LTD.	Medical Equipment and Accessories and Supplies	1	192,080.00
Italy		D&M BROADCAST ENGINEERING S R L	Electronic media or data duplicating equipment	1	34,437.38
Italy		FAZZINI S.R.L.	Medical Equipment and Accessories and Supplies	21	2,117,465.45
Japan		TOYOTA MOTOR CORPORATION	Motor vehicles	1	162,407.04
Jordan		ALMOTAKAMILEH FOR SPECIALIZED ASSEMBLY	Motor vehicles	1	112,000.00
Kenya		CMC MOTORS GROUP LTD	Motor vehicles	1	34,642.03
Kyrgyzstan		Ultra Technics Ltd	Software	1	49,400.01
Latin America & the Caribbean		FARMAPLUS N V	Pharmaceuticals incl. Contraceptives and Vaccines	2	364,685.00
Lebanon		IDEAS ADVERTISING & PROMOTIONAL	Office supplies	1	48,859.31
Lesotho		DOLPHIN SUPPLIERS (PTY)LTD	Printed publications	1	37,872.82
Liberia		Masarco Auto Service	Motorcycles	1	38,400.00
Madagascar		ETABLISSEMENT MEVAEVA EVA JOB	Office supplies	1	31,818.18
Madagascar		Ets VOVONANA	Office supplies	1	45,880.75
Madagascar		Name withheld for security reasons*	Office supplies	1	49,208.14
Madagascar		SOCIETE MANANTSOA	Office supplies	1	49,840.00
Malaysia		INNOLATEX SDN BHD	Condoms	2	1,196,710.00
Malaysia		KAREX INDUSTRIES SDN BHD	Condoms	3	422,208.40
Mali		ETS MAMADOU SISSOKO	Motorcycles	1	39,450.07
Mali		TECHNICOM SARL	Desktop computers	1	34,254.51
Mauritania		M.A.M.S	Office supplies	2	69,078.72
Mongolia		H&H CO.,LTD	Medical Equipment and Accessories and Supplies	2	673,750.00
Mongolia		KIEL TUUL CO LTD	Medical Equipment and Accessories and Supplies	2	112,386.30
Mongolia		Medimpex International Co., Ltd	Medical Equipment and Accessories and Supplies	1	57,300.00
Mongolia		SETUNARI LLC	Medical Equipment and Accessories and Supplies	2	444,293.30
Mozambique		M I COMERCIO GERAL & SERVIÇOS LDA	Office supplies	1	30,472.09
Mozambique		VEBA IMPORTAÇÃO EXPORTAÇÃO LDA	Office supplies	2	101,711.71
Myanmar		LUCKY BIRD TRADING CO LTD	Software	1	966,500.00
Namibia		NAKASHUA MEDICO CC	Medical Equipment and Accessories and Supplies	1	61,483.75
Netherlands		AUTOCAR INTERNATIONAL B V	Motor vehicles	1	46,000.00
Netherlands		DUTCH HEALTH B V	Motorcycles	1	47,867.39
Netherlands		IMRES	Anesthesia apparatus and accessories and supplies	1	75,225.00
Netherlands		IMRES	Antiseptics	1	128,009.37
Netherlands		IMRES	Clinical and diagnostic analyzer reagents	5	596,437.94
Netherlands		IMRES	Intravenous and arterial administration products	1	190,110.00
Netherlands		IMRES	Medical Equipment and Accessories and Supplies	39	7,401,238.81
Netherlands		IMRES	Pharmaceuticals incl. Contraceptives and Vaccines	26	3,671,343.23
Netherlands		MILLSON B V	Medical Equipment and Accessories and Supplies	1	436,767.00
Netherlands		MSD B V	Estrogens and progestins and internal contraceptives	3	604,360.03
Netherlands		MSD B V	Pharmaceuticals incl. Contraceptives and Vaccines	37	28,534,893.88
Netherlands		THE MEDICAL EXPORT GROUP	Medical Equipment and Accessories and Supplies	1	31,117.42
Netherlands		THE MEDICAL EXPORT GROUP BV	Laboratory and scientific equipment	1	47,975.98
Netherlands		THE MEDICAL EXPORT GROUP BV	Medical Equipment and Accessories and Supplies	45	4,978,147.94
Netherlands		THE MEDICAL EXPORT GROUP BV	Pharmaceuticals incl. Contraceptives and Vaccines	13	1,288,342.36
Nicaragua		ARTE DIGITAL S.A.	Printed publications	1	34,058.70
Nicaragua		INVERSIONES FUTURA INTERNACIONAL S A	Printed publications	1	47,610.03
Nicaragua		MULTICOMERCIAL S A	Electrical cable and accessories	1	42,400.00
Nicaragua		PROMO PLUS S A	Office supplies	1	32,559.78
Nicaragua		RARPE MEDIHOSPITAL S.A.	Medical Equipment and Accessories and Supplies	1	44,846.36
Niger		DJIBO SOKO GROUP	Printer and photocopier and facsimile accessories	1	34,167.35

\* For security and privacy reasons, the name of the supplier is not displayed when it includes the name of an individual.

2013 | Major purchase orders by UN organization

AGENCY	Location of Supplier	Name of Supplier	Description of Goods	#POs	Total Value of POs (USD)
<b>UNFPA continued</b>					
Nigeria		FOBAC EQUIPMENTS MANUFACTURING LTD	Medical Equipment and Accessories and Supplies	1	44,199.24
Nigeria		RIDGEWOOD INTERNATIONAL VENTURES	Printed publications	1	49,535.58
Philippines		Name withheld for security reasons*	Motor vehicles	4	493,814.10
Philippines		MANTRADE DEVELOPMENT CORPORATION	Motor vehicles	2	160,334.18
Philippines		MEDICAL GALLERY TRADING CO.	Medical Equipment and Accessories and Supplies	1	36,958.11
Philippines		NEXTGEN COMMERCIAL	Medical Equipment and Accessories and Supplies	7	1,223,887.80
Philippines		NEXTGEN COMMERCIAL	Office supplies	3	227,539.62
Republic of Korea		UNIDUS CORPORATION SEOHUNG	Condoms	4	934,324.43
Rwanda		DEPOT PHARMACEUTIQUE ET MATERIEL MEDICAL	Office supplies	1	46,210.02
Rwanda		DIMENSIONS TECHNOLOGIES SYSTEMS/D T S	Office supplies	1	33,172.93
Somalia		AMIN ENTERPRISES	Desktop computers	1	43,650.00
South Africa		GLOBE COMM SYSTEMS SA (PTY) LTD	Satellite phone	1	31,075.00
South Africa		MCCARTHY TOYOTA	Motor vehicles	1	38,421.50
Spain		CARTAY PRODUCTOS ACOGIDA S L	Office supplies	2	447,926.19
Palestine (State of)		Zant CO. for Medical Supplies & Labs	Medical Equipment and Accessories and Supplies	1	79,370.00
Sudan		Name withheld for security reasons*	Medical Equipment and Accessories and Supplies	1	91,092.27
Sudan		ALWAHA FOR SUPPLIES CO LTD	Medical Equipment and Accessories and Supplies	1	33,574.60
Sudan		AZWA FOR TRADING SERVICES CO LTD	Medical Equipment and Accessories and Supplies	1	163,499.44
Sudan		C T X FOR TRADING	Notebook computers	1	30,659.66
Sudan		Name withheld for security reasons*	Medical Equipment and Accessories and Supplies	1	58,342.74
Sudan		Name withheld for security reasons*	Medical Equipment and Accessories and Supplies	1	93,440.86
Sudan		MUGA ENTERPRISES LTD	Office supplies	1	32,325.41
Sudan		Name withheld for security reasons*	Medical Equipment and Accessories and Supplies	1	60,575.93
Sudan		WORLD TRADE CENTER	Medical Equipment and Accessories and Supplies	1	37,815.93
Syrian Arab Republic		Al Amin Medical Instruments Co.Ltd.	Medical Equipment and Accessories and Supplies	1	62,887.40
Syrian Arab Republic		ENERTEC-MHD ANAS AL-HAFFAR	Medical Equipment and Accessories and Supplies	7	544,616.61
Syrian Arab Republic		MHD ANAS ORFAN HAFFAR	Medical Equipment and Accessories and Supplies	1	986,152.56
Syrian Arab Republic		MOHAMAD KHALED & MOHAMAD ANAS RANKUSI CO	Medical Equipment and Accessories and Supplies	1	89,900.00
Syrian Arab Republic		Name withheld for security reasons*	Medical Equipment and Accessories and Supplies	1	82,614.79
Syrian Arab Republic		Name withheld for security reasons*	Medical Equipment and Accessories and Supplies	1	70,796.46
Tajikistan		PARTNER LTD	Notebook computers	1	47,089.40
Thailand		SIAM PENCIL CO LTD	Office supplies	1	37,400.00
Thailand		SURETEX LIMITED	Condoms	5	1,128,578.50
Turkey		EMS AMBULANS VE TIBBI MALZEMELER SANAYI	Motor vehicles	1	214,708.79
Turkey		MECSAN MOTORLU ARACLAR LTD STI	Motor vehicles	1	31,016.04
Turkey		RAM DIS TICARET A S	Medical Equipment and Accessories and Supplies	1	616,000.00
Turkey		TNR PREFABRIK YAPI MARKETI	Medical Equipment and Accessories and Supplies	1	123,762.38
Turkey		UZAYCAN GIDA KAGITCILIK LTD STI	Medical Equipment and Accessories and Supplies	1	167,246.95
Uganda		CGS ENTERPRISES U LTD	Medical Equipment and Accessories and Supplies	1	41,425.74
Uganda		GERO STATIONERS	Office supplies	1	40,503.31
Uganda		MEDNET HEALTH CARE LTD	Medical Equipment and Accessories and Supplies	1	45,052.39
Uganda		MID WORLD ENTERPRISES	Office supplies	2	91,420.33
United Arab Emirates		RED ORANGE GENERAL TRADING LLC	Computer Equipment and Accessories	1	99,056.40
United Arab Emirates		SASS GENERAL TRADING LLC	Motor vehicles	1	43,750.00
United Arab Emirates		UN WFP - DUBAI	Satellite phone	1	71,052.38
United Arab Emirates		WFP Field & Emergency Support Office	Satellite phone	1	30,289.33
United Kingdom		EAGLE SCIENTIFIC LIMITED	Medical Equipment and Accessories and Supplies	1	43,757.43
United Kingdom		MALLORY INTERNATIONAL LIMITED	Printed publications	1	36,031.35
United Kingdom		PANOS PICTURES	Printed publications	1	49,950.00
United Kingdom		THE FEMALE HEALTH COMPANY	Condoms	36	11,250,227.00
United Republic of Tanzania		COMPUTECH ICS TANZANIA LTD	Computer Equipment and Accessories	1	39,344.00
United States of America		CLINIC IN A CAN LLC	Medical Equipment and Accessories and Supplies	1	446,259.00
United States of America		CYCLE TECHNOLOGIES, INC.	Medical Equipment and Accessories and Supplies	1	107,830.00
United States of America		DELL MARKETING L.P.	Computer servers	1	110,875.11
United States of America		DELL MARKETING L.P.	Notebook computers	1	41,697.79
United States of America		DELL MARKETING L.P.	Printer and photocopier and facsimile accessories	1	132,455.15
United States of America		GAUMARD SCIENTIFIC COMPANY	Medical Equipment and Accessories and Supplies	1	74,701.60
United States of America		IVCI, LLC	Computer Equipment and Accessories	1	34,560.00
United States of America		LOGRHYTHM INC	Computer servers	1	49,994.50
United States of America		MICROSOFT LICENSING, GP	Computer Equipment and Accessories	1	89,327.51
United States of America		NXO AMERICAS INC	Computer Equipment and Accessories	1	56,922.24
United States of America		PAN AMERICAN HEALTH ORGANIZATION	Medical Equipment and Accessories and Supplies	1	66,000.00
United States of America		PFIZER OVERSEAS LLC (EXPORT DIVISION)	Estrogens and progestins and internal contraceptives	72	21,378,637.40
United States of America		PLANSON INTERNATIONAL CORPORATION	Computer Equipment and Accessories	1	77,402.00
United States of America		PLANSON INTERNATIONAL CORPORATION	Computer printers	1	65,124.00
United States of America		SERVICE NOW INC	Computer Equipment and Accessories	1	75,900.00
United States of America		TGI Office Automation	Printer and photocopier and facsimile accessories	1	50,100.00
Viet Nam		Kartenex Joint Stock Co.	Motor vehicles	2	72,680.01
Yemen		AMTC Toyota	Motor vehicles	1	34,000.00
Zimbabwe		BESTAFOAM PRIVATE LIMITED	Medical Equipment and Accessories and Supplies	1	39,000.00
Zimbabwe		NATIONAL BLANKETS LIMITED	Medical Equipment and Accessories and Supplies	1	30,900.65
Zimbabwe		NATIONAL FOUNDERS AND ENGINEERS PVT LTD	Electrical cable and accessories	1	48,875.00
Zimbabwe		TOTAL ZIMBABWE	Office supplies	1	34,396.88
Zimbabwe		WORLD BICYCLE RELIEF PVT LTD	Motor vehicles	1	38,065.05
<b>UNHCR</b>					
Afghanistan		Name withheld for security reasons*	Doors and windows and glass	1	166,000.00
Afghanistan		Name withheld for security reasons*	Diesel fuel	1	41,400.00
Afghanistan		AFGHAN NATIONAL PETROLEUM CO. LTD	Diesel fuel	2	600,000.00
Afghanistan		AHMAD OMAR EMRAN LTD	Construction and maintenance support equipment	1	32,017.80
Afghanistan		AHMAD SHARAFAT LTD	Doors and windows and glass	5	885,600.00
Afghanistan		AL-Emran Silkroad Group-Logistic	Camping or outdoor stoves	1	89,920.00
Afghanistan		AZIMI HERATI BROTHERS CO LTD	Camping or outdoor stoves	1	83,700.00
Afghanistan		AZIZI PETROL PUMP	Diesel fuel	1	71,371.66
Afghanistan		BURHAN GROUP CO LTD	Bath and body	2	133,299.00
Afghanistan		Elite Bagram Logistic Services Co	Clothing	1	138,000.00
Afghanistan		Name withheld for security reasons*	Water bags	1	30,051.00
Afghanistan		Haji Baba Fuel Pump station	Diesel fuel	2	107,506.28
Afghanistan		HAMID MIR CONS COMP	Construction and maintenance support equipment	1	153,300.00
Afghanistan		HAMID MIR CONS COMP	Structural materials	1	142,679.16
Afghanistan		HAQIQAT BROTHERS Co.LTD	Camping or outdoor stoves	1	36,300.00
Afghanistan		Khalid Safi Trading Co. Ltd	Diesel fuel	1	122,400.00
Afghanistan		M.S.A.Y.S PUMP STATION	Diesel fuel	1	32,240.00
Afghanistan		Mashriq Logistic Company	Camping or outdoor stoves	1	48,919.00
Afghanistan		MOHAMMAD AMIN DAWOODZADA CONSTRUCTION	Doors and windows and glass	2	97,225.10
Afghanistan		Name withheld for security reasons*	Personal care products	1	105,600.00
Afghanistan		Name withheld for security reasons*	Doors and windows and glass	2	396,179.00
Afghanistan		NAWID RASOOLI METAL MACHINE	Concrete and cement and plaster	1	37,800.00
Afghanistan		NAZAR SARHADI LTD	Doors and windows and glass	1	399,000.00
Afghanistan		SHAH LTD	Construction and maintenance support equipment	1	66,000.00
Afghanistan		SHAH LTD	Doors and windows and glass	8	1,002,627.80
Afghanistan		SUNPETROL COMPANY	Diesel fuel	1	50,000.00
Afghanistan		UMRAN KARGAR LTD	Doors and windows and glass	3	621,298.00
Afghanistan		Zaker Shaker LTD	Domestic kitchenware and kitchen supplies	1	58,611.80
Afghanistan		ZEKRULLAH WA BELAL LTD	Camping or outdoor stoves	2	191,940.00
Armenia		BI LINE LLC	Computers	1	32,786.45
Australia		CODAN LTD.	Personal communication devices	12	3,669,490.64
Australia		CODAN LTD.	Radio antennas	1	62,072.57
Bangladesh		FAYEZ AND BROTHERS FILLING STATION	Fuels	1	55,222.92
Bangladesh		M/S. Caylara Constructions	Fuels	2	120,324.56
Bangladesh		M/S. Janata Auto Rice Mills	Fuels	1	44,331.85
Bangladesh		M/S. O M R Agencies	Bath and body	1	71,568.81
Bangladesh		S. M. ENTERPRISE	Fuels	3	136,464.88
Belgium		ALPINTER	Blankets	6	4,447,194.00
Belgium		ALPINTER	Camping and outdoor equipment and accessories	9	11,613,570.00
Belgium		ALPINTER	Domestic kitchenware and kitchen supplies	8	3,028,039.12

\* For security and privacy reasons, the name of the supplier is not displayed when it includes the name of an individual.



AGENCY				Total Value of
Location of Supplier	Name of Supplier	Description of Goods	#POs	POs (USD)
<b>UNHCR continued</b>				
Belgium	ALPINTER	Jerrycans	5	800.076.00
Belgium	ALPINTER	Plastic bars and sheets	25	7,434.911.30
Botswana	Engen Marketing Botswana	Fuels	3	102.263.47
Botswana	ROYAL WHOLESALERS	Seed and feed equipment	3	179.811.01
Botswana	TRIDENT FRANCISTOWN PTY LTD	Maize or corn grain	3	231.356.33
Bulgaria	KIA MOTORS BULGARIA JSCo.	Station wagons	1	30.805.00
Burkina Faso	BFA SAWADOGO MOUSSA	Clothing	1	36.612.61
Burkina Faso	BFA TOTAL BURKINA SA	Diesel fuel	1	31.460.02
Burkina Faso	BFA TOTAL BURKINA SA	Gasoline or Petrol	2	135.245.87
Burkina Faso	BOUTIQUE INCH ALLAH	Clothing	1	67.401.13
Burkina Faso	CFAO MOTORS BURKINA FASO	Motorized cycles	1	35.019.39
Burkina Faso	PNEUMATA	Wheels and wheel trims	1	33.518.56
Burkina Faso	WAMS SARL	Clothing	1	34.928.82
Burundi	INTERPETROL BURUNDI	Diesel fuel	10	1,016.338.10
Burundi	TOYOTA BURUNDI SPRL	Passenger motor vehicles	1	47.000.00
Côte d'Ivoire	OFFICE NATIONAL D'IDENTIFICATION	Signage and accessories	1	45.483.52
Côte d'Ivoire	TOTAL CI	Diesel fuel	2	76.747.13
Cameroon	AZUR SA	Bath and body	2	1,310.021.64
Cameroon	SITRACEL	Personal care products	2	108.425.77
Canada	CANAMIDEX INTERNATIONAL CORP	Power generators	10	539.415.58
Canada	EMERGENT PROTECTIVE PRODUCTS CANADA ULC	Pharmaceuticals incl. Contraceptives and Vaccines	2	156.011.66
Chad	CENTRALE D'EQUIPEMENTS ET DE MAINTENANCE	Security surveillance and detection	1	92.872.71
Chad	ETS MOUSTAPHA ALI	Computer accessories	1	119.592.70
Chad	IITS/HOMERIDER	Laboratory and Measuring and Observing and Testing Equipment	1	116.161.53
Chad	PRESTON INTERNATIONAL SARL	Oils	1	144.813.78
Chad	SOCIETE IBF&FILS	Security surveillance and detection	1	87.121.40
Chad	SOCIETE SEDIGUI INTERNATIONAL	Diesel fuel	56	2,215.619.25
Chad	SOPETRANS	Diesel fuel	5	206.720.68
Chad	TOTAL MARKETING TCHAD	Oils	1	41.562.35
China	HANGZHOU CEREALS,OILS&FOODSTUFFS, NATIVE	Plastic bags	2	105.020.00
China	SHANGHAI KOYO-ANP IMP.&EXP.CO	Power generators	2	82.044.00
China (Hong Kong)	SPEEDCAST LTD.	Fixed network equipment and components	1	39.200.01
Colombia	DISTRIBUIDORA TOYOTA S.A.S.	All terrain vehicles tracked or wheeled	1	87.311.29
Congo	COPROM	Office supplies	1	33.002.41
Congo	X-OIL CONGO	Diesel fuel	2	442.059.31
Congo	X-OIL CONGO	Gasoline or Petrol	4	818.818.85
Congo	X-OIL CONGO	Oils	1	37.481.36
Democratic Rep. of the Congo	AFRI.COM	Diesel fuel	5	292.950.00
Democratic Rep. of the Congo	AUTO BUSINESS PARTS	Transportation components and systems	1	41.431.00
Democratic Rep. of the Congo	AUTO LUBUMBASHI	Transportation components and systems	1	49.296.80
Democratic Rep. of the Congo	BELTEXCO	Bath and body	1	37.513.82
Democratic Rep. of the Congo	CMM PHARMANS	Pharmaceuticals incl. Contraceptives and Vaccines	2	218.904.53
Democratic Rep. of the Congo	DIOCESSE DE DUNGU/DORUMA	Diesel fuel	1	50.464.00
Democratic Rep. of the Congo	ENGEN	Diesel fuel	3	439.359.98
Democratic Rep. of the Congo	ENGEN	Gasoline or Petrol	1	321.400.00
Democratic Rep. of the Congo	ENGEN RDC	Gasoline or Petrol	1	45.760.00
Democratic Rep. of the Congo	ENGEN RDC	Oils	1	64.086.96
Democratic Rep. of the Congo	ETS KIVU MOTOR	Transportation components and systems	1	55.333.90
Democratic Rep. of the Congo	GLOBAL ENTREPRISES	Clothing	1	290.720.50
Democratic Rep. of the Congo	MONUSCO	Structures and Building and Manufacturing Components	1	30.972.98
Democratic Rep. of the Congo	ORANGE	Printer and facsimile and photocopier supplies	1	31.175.00
Democratic Rep. of the Congo	PETRO GINKI - BUKAVU	Diesel fuel	2	66.240.00
Democratic Rep. of the Congo	PRODIMPEX YAMAHA	Motorized cycles	3	166.900.00
Democratic Rep. of the Congo	SELF SERVICE COMPANY s.p.r.l.	Circuit assemblies and radio frequency RF components	1	33.834.00
Democratic Rep. of the Congo	SELF SERVICE COMPANY s.p.r.l.	Lamps and lightbulbs and lamp components	1	33.834.00
Democratic Rep. of the Congo	SOFIRO / AUTO RECHANGE	Transportation components and systems	1	49.878.00
Democratic Rep. of the Congo	SPRL HYDROFORMULE	Diesel fuel	1	165.000.00
Democratic Rep. of the Congo	SPRL HYDROFORMULE	Gasoline or Petrol	1	200.400.00
Denmark	ATEA	Computers	1	56.019.00
Denmark	BESTNET A/S	Mosquito nets	5	563.477.50
Denmark	Buk Auto A/S	Passenger motor vehicles	1	110.322.00
Denmark	Bukkehave Corporation A/S	Wheels and wheel trims	1	108.632.00
Denmark	DANCASS A/S	Office machines and their supplies and accessories	1	32.414.92
Denmark	DANCASS A/S	Signage and accessories	4	171.616.50
Denmark	DANIMEX COMMUNICATION	Personal communication devices	2	79.528.22
Denmark	DANIMEX COMMUNICATION	Telephony equipment	1	31.275.14
Denmark	DANOFFICE	Duplicating machines	1	84.382.51
Denmark	DANOFFICE PLC	Computer accessories	3	139.105.00
Denmark	DANOFFICE PLC	Computer printers	3	140.145.85
Denmark	DANOFFICE PLC	Computers	51	3,789.518.69
Denmark	DANOFFICE PLC	Duplicating machines	4	237.527.30
Denmark	DANOFFICE PLC	Network service equipment	12	1,395.206.52
Denmark	DANOFFICE PLC	Printer and facsimile and photocopier supplies	1	225.689.90
Denmark	KJAER +KJAER A/S	Motorized cycles	2	68.916.04
Denmark	PLANSON EUROPE	Computer accessories	1	36.625.00
Denmark	PLANSON EUROPE	Computers	42	3,365.420.00
Denmark	PLANSON EUROPE	Duplicating machines	1	45.717.75
Denmark	PLANSON EUROPE	Printer and facsimile and photocopier supplies	2	80.574.00
Denmark	UN OFFICE FOR PROJECT SERVICES	Automobiles or cars	1	548.969.15
Denmark	UNICEF SUPPLY DIVISION	Vaccines and antigens and toxoids	1	149.113.07
Djibouti	SDVK, sarl	Fuels	2	143.446.80
Djibouti	SUPERMARCHE ALGAMIL	Bath and body	1	34.553.67
Djibouti	TOTAL DJIBOUTI	Diesel fuel	2	75.387.22
Egypt	BAKRY TECH	Office supplies	1	47.639.79
Egypt	DAR EL HURRIA FOR PRINTING	Signage and accessories	2	69.073.10
Egypt	Egyptian International Motors	Power generators	1	55.000.00
Egypt	El Malah Shops for Trading &Distribution	Prepared and preserved foods	10	466.241.24
Egypt	INTERACT COMPUTER STORES	Computers	1	40.890.00
Egypt	Jihad Restaurant	Prepared and preserved foods	10	484.205.50
Egypt	Name withheld for security reasons*	Signage and accessories	1	35.441.75
Egypt	Multi M Group	Office furniture	1	39.853.70
Egypt	TRUST COND	Cooling equipment and parts and accessories	1	43.701.69
Ethiopia	CABEY PLC	Wheels and wheel trims	1	98.484.07
Ethiopia	CURSOR GENERAL TRADING PLC	Printer and facsimile and photocopier supplies	1	32.619.02
Ethiopia	DES GENERAL TRADING PLC	Bedclothes and table and kitchen linen and towels	1	167.998.68
Ethiopia	DES GENERAL TRADING PLC	Camping or outdoor stoves	1	149.944.06
Ethiopia	ETAB SOAP FACTORY	Bath and body	1	1,359.223.31
Ethiopia	FINCHETU BUSINESS PLC	Personal care products	1	224.637.24
Ethiopia	FLAMINGO PRINTING PRESS PLC	Signage and accessories	1	69.610.96
Ethiopia	GARAD PLC	Cooling equipment and parts and accessories	1	168.927.97
Ethiopia	GENERAL MERCANTILE PLC	Power generators	1	84.713.19
Ethiopia	Name withheld for security reasons*	Construction and maintenance support equipment	1	144.635.88
Ethiopia	HILINA ENRICHED FOODS PLC	Prepared and preserved foods	2	86.496.00
Ethiopia	ISRAEL PRINTING & ADVERTISING	Signage and accessories	1	127.298.85
Ethiopia	LIBAN PETROL STATION	Diesel fuel	1	33.121.36
Ethiopia	Libya Oil Ethiopia Limited	Fuels	2	120.461.99
Ethiopia	MILLION ALEMAYEHU GENERAL IMPORTER	Clothing	3	378.940.80
Ethiopia	Mohammed Shafi Readymade Clothes	Clothing	1	69.647.92
Ethiopia	NATIONAL OIL ETHIOPIA PLC	Camping or outdoor stoves	7	857.862.97
Ethiopia	NOC Assosa Service Station	Diesel fuel	2	115.197.71
Ethiopia	OURGE MELKEESA IMPORTER	Bedclothes and table and kitchen linen and towels	1	41.828.82
Ethiopia	PERIPLUS BUSINESS PLC	Electrical cable and accessories	1	48.653.30
Ethiopia	Pini'el printing	Clothing	1	115.611.07
Ethiopia	SUGAR CORPORATION	Fuels	2	291.575.90
Ethiopia	TENAYE YIMAM	Wheels and wheel trims	1	50.561.27

\* For security and privacy reasons, the name of the supplier is not displayed when it includes the name of an individual.

AGENCY	Location of Supplier	Name of Supplier	Description of Goods	#POs	Total Value of POs (USD)
UNHCR continued					
Ethiopia		Tewfik Mohammed Yonis	Diesel fuel	1	45,469.26
Ethiopia		Tewfik Mohammed Yonis	Fuels	1	235,461.27
European Countries		AHP LLC	Passenger motor vehicles	2	116,350.07
European Countries		AUTOTRADE sh.p.k.	All terrain vehicles tracked or wheeled	1	84,314.79
Finland		NAPS SYSTEMS OY	Personal communications device accessories or parts	2	67,924.53
Finland		NAPS SYSTEMS OY	Telephony equipment	1	32,136.91
Finland		VERSEIDAG BALLISTIC PROTECTION OY	Personal safety and protection	6	502,271.23
France		G. Féron et de Clebsattel SA	Structures and Building and Manufacturing Components	4	1,281,595.77
France		ICOM FRANCE	Personal communication devices	23	1,482,439.70
France		ICOM FRANCE	Telephony equipment	1	39,790.58
France		NOVACOM SERVICES	Fixed network equipment and components	6	887,575.00
France		NUTRISET SA	Prepared and preserved foods	6	760,884.41
France		OFFICE DEPOT BS S.A.S.	Office supplies	1	40,705.56
Gambia		HYPERLINK ENTERPRISE	Agriculture, forestry and garden handtools	1	38,571.43
Gambia		MUSA KINDA ENTREPRISE	Accommodation furniture	1	35,714.29
Gambia		MUSA KINDA ENTREPRISE	Agriculture, forestry and garden handtools	1	73,701.73
Georgia		VITALI GAMBASHIDZE IE	Bedclothes and table and kitchen linen and towels	1	62,919.82
Georgia		VITALI GAMBASHIDZE IE	Blankets	1	86,724.70
Georgia		WISSOL PETROLEUM GEORGIA JSC	Diesel fuel	1	52,718.04
Georgia		WISSOL PETROLEUM GEORGIA JSC	Gasoline or Petrol	1	95,565.88
Germany		BOSS PRO-TEC	Product and material transport vehicles	3	512,207.10
Germany		BOSS PRO-TEC	Transportation components and systems	1	61,111.57
Germany		DOLL FAHRZEUGBAU AG	Specialized and recreational vehicles	5	1,227,130.24
Germany		Farmingtons AUTOMOTIVE Gmbh	Safety and rescue vehicles	9	4,010,800.89
Germany		FWW FAHRZEUGWERK Gmbh	Product and material transport vehicles	2	468,948.64
Germany		FWW FAHRZEUGWERK Gmbh	Transportation components and systems	2	79,223.17
Germany		KOCH Anhängenwerke GmbH and Co. KG	Camping or outdoor stoves	3	891,881.12
Germany		MOTORENFABRIK HATZ GMBH & CO. KG	Power generators	2	203,242.25
Ghana		NTUGEOK GHANA LIMITED	Printed media	2	65,042.40
Ghana		UNLIMITED SUPPLY LTD	Printed media	1	34,215.30
Gibraltar		ARMoured PROJECT VEHICLE	Safety and rescue vehicles	3	687,503.91
Greece		Name withheld for security reasons*	Bath and body	2	149,231.46
Greece		COSMOS BUSINESS SYSTEMS, S.A.	Computers	1	129,618.32
Greece		G.ASSIMAKOPOULOS LTD	Cooling equipment and parts and accessories	1	36,372.10
Greece		Georgios Chatziadamidis & Son O.E.	Office furniture	1	111,762.71
Greece		UNIGREEN S.A.	Bedclothes and table and kitchen linen and towels	2	148,968.18
Guinea		TOTAL GUINEE	Diesel fuel	1	32,583.21
Hungary		ANDA PRESENT KFT	Clothing	1	33,041.16
Hungary		PAPER-FORM KFT	Office supplies	1	32,339.45
India		Anandtex International Private Limited	Blankets	11	6,608,974.79
India		BALDEV WOOLLEN INTERNATIONAL	Blankets	1	403,830.00
India		BALDEV WOOLLEN INTERNATIONAL	Domestic kitchenware and kitchen supplies	11	4,190,102.76
India		EASTERN SURGICAL COMPANY	Laboratory and scientific equipment	1	64,993.16
India		EASTERN SURGICAL COMPANY	Medical Equipment and Accessories and Supplies	5	589,110.83
India		HEXAGON NUTRITION PVT. LTD.	Prepared and preserved foods	1	30,500.00
India		INDIA IMPEX	Lamps and lightbulbs and lamp components	17	6,747,927.00
India		INDO-DANE TEXTILE INDUSTRIES PVT. LTD.	Blankets	7	2,161,872.60
India		KITCHEN ESSENTIALS	Bedclothes and table and kitchen linen and towels	5	403,443.00
India		KITCHEN ESSENTIALS	Jerrycans	7	542,965.00
India		KITCHEN ESSENTIALS	Water bags	7	453,289.20
India		M.K. EXIM (INDIA) LIMITED	Bedclothes and table and kitchen linen and towels	6	1,103,216.50
India		PARKASH WOOLEN INDUSTRIES	Blankets	6	1,292,554.80
India		PRIYANKA (INDIA) PVT LTD	Domestic kitchenware and kitchen supplies	1	270,000.00
India		PRIYANKA (INDIA) PVT LTD	Water bags	3	148,345.92
India		STREAMFLOW POLYWEAVE PVT. LTD.	Bedclothes and table and kitchen linen and towels	4	660,121.00
India		TECHNO RELIEF OVERSEAS (I) PVT LTD	Bedclothes and table and kitchen linen and towels	6	646,806.25
India		TECHNO RELIEF OVERSEAS (I) PVT LTD	Bread and bakery products	1	172,627.00
India		TECHNO RELIEF OVERSEAS (I) PVT LTD	Domestic kitchenware and kitchen supplies	3	1,000,503.20
India		TECHNO TARP & POLIMERS PVT LTD	Plastic bars and sheets	12	5,025,338.20
India		VANDANA LOGISTICS	Bedclothes and table and kitchen linen and towels	12	1,621,169.75
India		VANDANA LOGISTICS	Domestic kitchenware and kitchen supplies	6	2,210,947.92
India		VISHAL METAL INDUSTRIES	Domestic kitchenware and kitchen supplies	10	4,016,136.17
India		WORLDFA EXPORTS PVT. LTD.	Domestic kitchenware and kitchen supplies	13	6,175,541.96
Iran (Islamic Republic of)		Name withheld for security reasons*	Clothing	1	49,128.74
Iran (Islamic Republic of)		Name withheld for security reasons*	Bath and body	1	46,060.42
Iran (Islamic Republic of)		JAAM JAM SHOP	Plastic bags	1	76,323.54
Iran (Islamic Republic of)		Mah Sabz Sepher Co. Ltd.	Bath and body	1	210,814.58
Iran (Islamic Republic of)		MEGAPS NOVIN DIGITAL PUBLICATION	Clothing	1	47,463.36
Iran (Islamic Republic of)		Name withheld for security reasons*	Network service equipment	1	72,021.24
Iran (Islamic Republic of)		NASR DOOKHT MACHINE	Office supplies	1	39,837.30
Iran (Islamic Republic of)		NASR DOOKHT MACHINE	Textile working machinery and equipment and accessories	1	90,677.56
Iran (Islamic Republic of)		Name withheld for security reasons*	Bath and body	1	1,526,441.63
Iran (Islamic Republic of)		SANAYEH POSHESH SHARGH SHOP	Leatherworking repairing machinery and equipment	1	36,414.48
Iran (Islamic Republic of)		Name withheld for security reasons*	Textile working machinery and equipment and accessories	1	32,050.09
Iran (Islamic Republic of)		Valiasr sewing machine shop	Textile working machinery and equipment and accessories	1	84,064.07
Iraq		Abnaa Al Abduly company	Cooling equipment and parts and accessories	3	1,575,000.00
Iraq		Abnaa Al Abduly company	Jerrycans	2	149,820.00
Iraq		AL HELAL CO FOR FOAM	Bedclothes and table and kitchen linen and towels	3	2,873,680.00
Iraq		ALHAYAT Internet&Communication	Computers	1	50,000.00
Iraq		CIHAN MOTORS AUTO TRADING CO. LTD	All terrain vehicles tracked or wheeled	1	285,000.00
Iraq		CIHAN MOTORS AUTO TRADING CO. LTD	Station wagons	1	166,000.00
Iraq		DASHTI SANAT FOR LOGISTICS SER LTD Ltd.	Personal care products	1	117,600.00
Iraq		Gulf Land General Trading	Bedclothes and table and kitchen linen and towels	1	674,880.00
Iraq		HEMN Group (IRQ) Company	Bedclothes and table and kitchen linen and towels	6	3,510,850.00
Iraq		Salar Namuq Knorsheed Co.	Insulation	1	286,650.00
Italy		COELMO	Power generators	6	528,055.99
Italy		WFP-UNHRD	Pallets	1	42,421.40
Japan		J. GERBER AND COMPANY (JAPAN) LTD.	Engines	1	40,194.73
Japan		J. GERBER AND COMPANY (JAPAN) LTD.	Motorized cycles	3	212,082.25
Japan		K. ARANO AND CO. LTD.	Specialized and recreational vehicles	2	2,942,356.36
Japan		NISSAN TRADING CO., LTD.	All terrain vehicles tracked or wheeled	2	118,802.98
Japan		NISSAN TRADING CO., LTD.	Station wagons	3	1,545,853.25
Japan		TOYOTA MOTOR CORPORATION	All terrain vehicles tracked or wheeled	13	1,410,147.06
Japan		TOYOTA MOTOR CORPORATION	Automobiles or cars	1	80,442.58
Japan		TOYOTA MOTOR CORPORATION	Light trucks or sport utility vehicles	3	465,828.99
Japan		TOYOTA MOTOR CORPORATION	Passenger motor vehicles	3	135,341.19
Japan		TOYOTA MOTOR CORPORATION	Safety and rescue vehicles	2	164,506.90
Japan		TOYOTA MOTOR CORPORATION	Specialized and recreational vehicles	3	345,661.21
Japan		TOYOTA MOTOR CORPORATION	Station wagons	11	14,255,279.95
Jordan		Al Hourani Hygienic Paper Co.	Personal care products	3	454,879.67
Jordan		Al Mazar Engineering Company	Cooling equipment and parts and accessories	1	31,285.31
Jordan		Al Sami General Trade Company Ltd	Bath and body	4	355,515.00
Jordan		Al Sami General Trade Company Ltd	Camping or outdoor stoves	4	1,790,400.00
Jordan		ARAB MEDICAL & SCIENTIFIC ALLIANCE	Medical Equipment and Accessories and Supplies	7	1,841,967.04
Jordan		Arab Raya Company for Technology and Tel	Communications Devices and Accessories	1	56,348.28
Jordan		As'ad Derhally Drug Store	Medical Equipment and Accessories and Supplies	2	148,152.00
Jordan		BCI Communication & Advanced Technology	Computers	1	90,536.72
Jordan		Bibars Foam MFG.	Bedclothes and table and kitchen linen and towels	3	943,789.43
Jordan		BUSTAMI & SAHEB TRADING CO. LTD	Station wagons	1	42,372.88
Jordan		FINE HYGIENIC PAPER CO.	Personal care products	5	497,826.54
Jordan		Food Security stores	Prepared and preserved foods	21	9,845,249.27
Jordan		G4S Secure Solutions Int'l Inc. Jordan	Security surveillance and detection	1	105,365.83
Jordan		Integrated Standard Solutions	Computers	3	173,629.51
Jordan		International for foam and Mattresses	Bedclothes and table and kitchen linen and towels	8	5,306,147.00
Jordan		Irbid District Electricity Company LTD	Circuit assemblies and radio frequency RF components	1	71,629.28

\* For security and privacy reasons, the name of the supplier is not displayed when it includes the name of an individual.

AGENCY	Location of Supplier	Name of Supplier	Description of Goods	#POs	Total Value of POs (USD)
UNHCR continued	Jordan	JASCCO	Clothing	1	74,152.54
	Jordan	Jordan Modern International Trade CO	Computer printers	1	74,689.27
	Jordan	Jordan Modern International Trade CO	Printer and facsimile and photocopier supplies	2	112,241.53
	Jordan	Jordan Modern Oil & Fuel Services Ltd	Fuels	1	70,621.47
	Jordan	Jordan Modern Oil & Fuel Services Ltd	Gasoline or Petrol	8	475,659.04
	Jordan	Jordan Pioneer For Metal Industry	Structures and Building and Manufacturing Components	14	1,529,625.72
	Jordan	JORSAL Jordan Universal Wood Indus. Co.	Office furniture	3	260,821.70
	Jordan	Maani & Partners Furniture Co.	Office furniture	4	248,581.14
	Jordan	National Stationary Industries Co.	Office supplies	3	211,379.36
	Jordan	Omar Kafesha & Partner Co.	Plastic bags	2	188,833.34
	Jordan	Prefabricated Building Company	Structures and Building and Manufacturing Components	2	90,853.41
	Jordan	Prime Medical & Scientific Supplies	Medical Equipment and Accessories and Supplies	1	40,850.00
	Jordan	S E T I JORDAN LTD	Power generators	5	295,066.81
	Jordan	Saliba Khoury Co./AISalam Printing Press	Office supplies	1	56,850.28
	Jordan	Tawlefeh Logistics Service	Bath and body	4	983,384.56
	Jordan	Technical Distribution Agency	Office Equipment and Accessories and Supplies	1	39,323.16
	Jordan	Technical Distribution Agency	Printer and facsimile and photocopier supplies	2	260,903.61
	Jordan	Technical Equipment & Supplies Co./TESCO	Duplicating machines	2	218,855.93
	Jordan	THE INT. FOR FOAM&MATTRESSES MANUFACTURIN	Bedclothes and table and kitchen linen and towels	10	19,686,760.00
	Jordan	The Jordan Educational Company	Office furniture	2	152,203.39
	Jordan	The Motor Vehicles Trading CO.	Passenger motor vehicles	1	110,000.00
	Jordan	THE NEAR EAST EQUIPMENT CO.	Agricultural tractors	1	466,327.08
	Jordan	Unity Medical Supplies Est.	Medical Equipment and Accessories and Supplies	3	889,940.00
	Jordan	Zuhdi Sakeb and Sons Company.	Wheels and wheel trims	1	49,435.03
Kazakhstan		LTD TORGOVY DOM ASTANA MOTORS ALMATY	Passenger motor vehicles	1	36,092.63
Kenya		AL HIDDIK HARDWARE	Structural materials	1	57,859.71
Kenya		ALFA MOTORS LTD	Transportation components and systems	1	49,771.22
Kenya		ALPHA MEDICAL MANUFACTURERS LIMITED	Pharmaceuticals incl. Contraceptives and Vaccines	1	38,580.37
Kenya		ASL LIMITED	Roofing materials	1	100,626.89
Kenya		BIDCO OIL REFINERIES LIMITED	Bath and body	11	4,530,027.75
Kenya		CIRCUIT BUSINESS SYSTEMS (K) LIMITED	Communications Devices and Accessories	1	34,114.95
Kenya		CIRCUIT BUSINESS SYSTEMS (K) LIMITED	Network service equipment	1	54,301.00
Kenya		CMC MOTORS GROUP LIMITED	Agricultural tractors	1	184,462.20
Kenya		COMACON LTD	Fuel storage tanks	1	72,138.18
Kenya		DAVIS AND SHIRTLIFF LTD	Water pumps	1	32,921.56
Kenya		EXPORT TRADING COMPANY LTD	Water bags	1	225,335.00
Kenya		GALANA OIL KENYA LIMITED	Diesel fuel	11	4,410,713.68
Kenya		GENERAL MOTORS E. A. LIMITED	Specialized and recreational vehicles	1	48,309.63
Kenya		HASS PETROLEUM (K) LTD	Diesel fuel	7	1,388,133.14
Kenya		HEMOCUE KENYA LTD	Medical Equipment and Accessories and Supplies	1	62,793.00
Kenya		HIGHFLASH INVESTMENTS AND CONSULTANCY	Personal care products	1	97,001.04
Kenya		KENYA TENTS LTD	Camping and outdoor equipment and accessories	1	75,249.85
Kenya		MAGOLINK X-PRESS DISTRIBUTORS LTD	Blankets	1	124,329.50
Kenya		NAIROBI SPORTS HOUSE	Educational Equipment, Materials and Supplies	1	51,261.57
Kenya		OPTIMUM LOGISTICS LIMITED	Clothing	1	33,988.49
Kenya		PISU COMPANY LIMITED	Prepared and preserved foods	1	444,861.29
Kenya		RANEEM PLASTIC INDUSTRIES LIMITED	Bedclothes and table and kitchen linen and towels	1	122,851.18
Kenya		RELTEX TARPAPULINS (AFRICA) EPZ LTD	Plastic bars and sheets	18	3,675,844.45
Kenya		RUMBANI ENERGY SAVING STOVES	Camping or outdoor stoves	1	169,089.66
Kenya		SOS PRODUCTION CENTRE	Camping or outdoor stoves	1	169,089.66
Kenya		SPARTAN RELIEF SUPPLIES LIMITED	Blankets	1	91,210.35
Kenya		SPARTAN RELIEF SUPPLIES LIMITED	Clothing	2	113,310.00
Kenya		SPARTAN RELIEF SUPPLIES LIMITED	Domestic kitchenware and kitchen supplies	1	1,443,750.00
Kenya		SPARTAN RELIEF SUPPLIES LIMITED	Jerrycans	1	136,272.00
Kenya		SPARTAN RELIEF SUPPLIES LIMITED	Maize or corn grain	1	90,870.00
Kenya		SPARTAN RELIEF SUPPLIES LIMITED	Roofing materials	1	113,797.00
Kenya		SPECIALIZED ALUMINIUM RENOVATORS LTD	Security surveillance and detection	1	36,482.37
Kenya		TECHNO RELIEF SERVICES LTD	Bedclothes and table and kitchen linen and towels	1	211,820.00
Kenya		TECHNO RELIEF SERVICES LTD	Clothing	2	155,274.99
Kenya		TECHNO RELIEF SERVICES LTD	Jerrycans	2	262,758.98
Kenya		TECHNO RELIEF SERVICES LTD	Personal care products	6	1,042,225.24
Kenya		TECHNO RELIEF SERVICES LTD	Water bags	1	151,130.00
Kenya		TECHPRIDE LIMITED	Structural materials	1	1,025,648.44
Kenya		TECHPRIDE LIMITED	Transportation components and systems	2	98,442.19
Kuwait		Advanced International Electronics	Personal communication devices	1	163,850.00
Kuwait		AL MULLA & BEHBEHANI MOTOR CO. W.L.L	Automobiles or cars	1	34,389.48
Kuwait		MHD_BASEM AL-MOUNAKKEL	Bath and body	6	8,203,193.00
Kuwait		MHD_BASEM AL-MOUNAKKEL	Educational Equipment, Materials and Supplies	2	854,240.00
Kyrgyzstan		ABM-AVTO_JKR LTD	Specialized and recreational vehicles	1	31,783.58
Lebanon		3T-Technology	Medical diagnostic x ray products	1	38,500.00
Lebanon		Name withheld for security reasons*	Bath and body	4	3,380,850.00
Lebanon		Name withheld for security reasons*	Bedclothes and table and kitchen linen and towels	12	16,288,600.00
Lebanon		Name withheld for security reasons*	Blankets	1	487,500.00
Lebanon		Name withheld for security reasons*	Personal care products	5	438,844.00
Lebanon		ALKUSTY FOR TRADING COMPANY	Medical Equipment and Accessories and Supplies	1	60,100.00
Lebanon		ALKUSTY FOR TRADING COMPANY	Personal care products	2	280,000.00
Lebanon		ALWAN STATIONERY & LIBRARY	Office supplies	2	60,000.00
Lebanon		BIZRI INTERNATIONAL COMPANY BICO SARL	Accommodation furniture	2	1,208,000.00
Lebanon		BOUSTANY UNITED MACHINERIES CO.	All terrain vehicles tracked or wheeled	6	1,499,500.00
Lebanon		BOUSTANY UNITED MACHINERIES CO.	Automobiles or cars	1	47,500.00
Lebanon		BOUSTANY UNITED MACHINERIES CO.	Station wagons	2	1,224,500.00
Lebanon		CENTRADIS SAL	Station wagons	1	33,272.00
Lebanon		CHERFANE TAWIL & CO	Cooling equipment and parts and accessories	2	126,000.00
Lebanon		COMPUTER BUSINESS MACHINES	Computers	1	79,000.00
Lebanon		CROWN HOUSE	Office furniture	1	39,578.75
Lebanon		DALAL STEEL INDUSTRIES S.A.R.L	Structures and Building and Manufacturing Components	9	765,400.00
Lebanon		ELECTRONIC BUSINESS EQUIPMENT Co s.a.r.l	Office Equipment and Accessories and Supplies	1	50,000.00
Lebanon		ENGINEERING DESIGN & MANUFACTURING sari	Computer accessories	1	49,517.00
Lebanon		ETS NAHEED KHAWEJA	Power generators	3	315,150.50
Lebanon		FAIRCO	Developmental and professional teaching aids and materials and accessories a	2	2,248,500.00
Lebanon		FLYING HORSE S.A.L. ( OFF SHORE )	Medical Equipment and Accessories and Supplies	1	494,860.00
Lebanon		furnicom S.A.R.L	Office supplies	1	31,950.00
Lebanon		FURNITURE AND PLASTICS INDUSTRIES SARL	Bedclothes and table and kitchen linen and towels	2	689,904.60
Lebanon		IMAD FOUAD AL TABSH	Gasoline or Petrol	1	47,650.56
Lebanon		IMAGE SYSTEM SAL	Duplicating machines	1	845,440.00
Lebanon		Jamal Eddine Est. for Trading & Manufact	Accommodation furniture	3	1,314,000.00
Lebanon		JUBAILI BROS. S.A.L	Power generators	1	84,020.00
Lebanon		KARAMBOIS	Structural materials	2	1,987,034.00
Lebanon		MALIKS BOOKSHOP	Office supplies	1	86,400.00
Lebanon		MEDCO S.A.L	Diesel fuel	1	99,601.59
Lebanon		Midware Data Systems s.a.l	Computers	1	264,500.00
Lebanon		NASRI KARAM AND SONS S.A.R.L	Bedclothes and table and kitchen linen and towels	1	40,626.00
Lebanon		NATIONAL COMPANY FOR TRADING & DISTRIBUT	Personal care products	5	323,375.00
Lebanon		NATIONAL SHOPPING CENTER s.a.r.l	Bath and body	3	2,388,944.77
Lebanon		NETWORK CONSULTING AND OUTSOURCING s.a.l	Network service equipment	1	922,881.75
Lebanon		O.K.I. GENERAL TRADING LLC	Computer accessories	1	36,308.00
Lebanon		OFFICE WORK CENTER	Office furniture	3	176,100.00
Lebanon		ORIENT MANUFACTURING & TRADING CO - OMAT	Product and material transport vehicles	1	227,709.42
Lebanon		SACCAL INDUSTRIES SAL	Power generators	1	61,950.00
Lebanon		SAMER GHOSSEN	Accommodation furniture	1	30,181.82
Lebanon		SAMER GHOSSEN	Personal care products	10	5,292,056.60
Lebanon		SITE TECHNOLOGY UPS SAL	Computer accessories	1	230,720.00
Lebanon		TRADEWARE CO.	Computer printers	1	39,750.00
Lebanon		TRADEWARE CO.	Computers	1	32,136.00
Lebanon		TRADEWARE CO.	Printer and facsimile and photocopier supplies	3	132,288.00

\* For security and privacy reasons, the name of the supplier is not displayed when it includes the name of an individual.

AGENCY				Total Value of
Location of Supplier	Name of Supplier	Description of Goods	#POs	POs (USD)
<b>UNHCR continued</b>				
Lebanon	UNRWA	Construction and maintenance support equipment	1	100,000.00
Liberia	AUTO LINK LIBERIA	Transportation components and systems	1	33,997.00
Liberia	DABONPA BUSINESS CENTER	Bath and body	1	76,800.00
Liberia	GREEN AGRICULTURE INC.	Bath and body	1	47,999.78
Liberia	HIGH TEC	Motor or generator components	1	45,000.00
Liberia	MASTER TRADING CENTER	Transportation components and systems	1	42,830.85
Liberia	SETHI BROTHERS INC.	Bath and body	1	46,000.00
Liberia	THUNDER BIRD CORPORATION	Wheels and wheel trims	1	91,342.50
Liberia	UNITED NATIONS MISSION IN LIBERIA	Diesel fuel	4	1,016,568.46
Libya	Dar El-Fekr	Plastic bags	1	91,260.00
Libya	Esnad Group Co.	Footwear	1	47,614.29
Libya	Kenza Businesses & Investors Service	Bedclothes and table and kitchen linen and towels	1	198,412.70
Libya	Zart Oil Services Co.	Bath and body	1	107,059.28
Malawi	NULINE TEXTILE MANUFACTURERS	Blankets	1	39,521.60
Malaysia	Basicco (M) Sdn Bhd	Clothing	1	83,469.97
Malaysia	CMS Computer Shop Sdn Bhd	Computers	1	66,787.42
Malaysia	HI-RES GRAPHIC & PERIPHERALS SDN.BHD	Computers	1	113,759.14
Malaysia	MPH Bookstores Sdn Bhd	Printed media	1	66,708.77
Malaysia	SHELL MALAYSIA TRADING SDN BHD-FLEETCARD	Gasoline or Petrol	1	33,095.39
Malaysia	Southern Rubber Works Sdn Bhd	Clothing	1	64,383.46
Malaysia	STANDARD PHARMACY SDN BHD	Pharmaceuticals incl. Contraceptives and Vaccines	1	64,823.64
Malaysia	UMW TOYOTA MOTOR SDN BHD	Passenger motor vehicles	1	33,504.38
Malaysia	Zetafera Sdn Bhd	Computers	1	32,157.61
Malaysia	ZULAT PHARMACY SDN BHD	Pharmaceuticals incl. Contraceptives and Vaccines	1	33,091.83
Mali	BERETELA ELECTRONIQUE SARL	Clothing	1	49,038.20
Mali	MAMADOU SYLLA	Accommodation furniture	1	296,341.40
Mali	MANUTENTION AFRICAINE MALI S.A	Power generators	1	45,197.74
Mali	MLI CFAO MOTORS BAMAKO	Motorized cycles	1	260,322.63
Mali	TOTAL MALI	Fuels	1	51,879.58
Mauritania	CPVR-SARL	Domestic kitchenware and kitchen supplies	2	168,740.70
Mauritania	CTM-SA	Water bags	1	33,478.80
Mauritania	ETS ABDELLAHI O. NOUEGUED (AON/SOPROM)	Sugar products	1	75,618.77
Mauritania	ETS Ahmed Ould Moustapha	Plastic bars and sheets	1	287,284.72
Mauritania	ETS BAH OULD KHATTARY	Accommodation furniture	2	568,431.35
Mauritania	ETS BEDER	Accommodation furniture	1	192,378.16
Mauritania	ETS DIENG	Personal care products	1	339,784.80
Mauritania	Name withheld for security reasons*	Accommodation furniture	1	100,502.51
Mauritania	Name withheld for security reasons*	Plastic bars and sheets	2	720,158.26
Mauritania	Name withheld for security reasons*	Structural materials	1	248,576.21
Mauritania	ETS O/ MOHAMED ABDELLAHI O/ AHMED NAJI	Bath and body	2	567,374.37
Mauritania	ETS ZAR BAYE AHMED MAHMOUD O/MED	Structural materials	1	662,284.55
Mauritania	LOGITRUCK	Industrial refrigerators	1	144,628.40
Mauritania	Programme Alimentaire Mondiale	Industrial refrigerators	1	131,802.81
Mauritania	SOCIETE MOHAMED LEMINE ET FRERES (SA)	Personal care products	1	264,642.75
Mauritania	TOTAL MAURITANIE SA	Diesel fuel	2	77,499.57
Montenegro	UNITED NATIONS DEVELOPMENT PROGRAMME	Office furniture	2	71,744.95
Morocco	Label Vie	Signage and accessories	1	34,538.34
Myanmar	Ace Dragon Group of Companies	Rope and chain and cable and wire and strap	1	30,398.68
Myanmar	Basin International Ltd	Accommodation furniture	1	46,898.99
Myanmar	Basin International Ltd	Bath and body	1	40,065.79
Myanmar	Basin International Ltd	Bedclothes and table and kitchen linen and towels	1	143,052.63
Myanmar	Basin International Ltd	Clothing	8	752,963.44
Myanmar	Golden Bell Pharmacy	Bath and body	2	115,500.01
Myanmar	Golden Bell Pharmacy	Personal care products	2	569,246.97
Myanmar	Golden Era Co., Ltd.	Bath and body	1	54,985.41
Myanmar	Name withheld for security reasons*	Clothing	1	59,009.21
Myanmar	MYANMA PETROLEUM AND PRODUCTS ENTERPRISE	Diesel fuel	1	90,345.00
Myanmar	MYANMA PETROLEUM AND PRODUCTS ENTERPRISE	Gasoline or Petrol	3	322,874.00
Myanmar	Myanmar Sun Thiri Co. Ltd.	Water pumps	1	56,842.10
Myanmar	WORLD FOOD PROGRAMME	Structures and Building and Manufacturing Components	2	139,693.58
Myanmar	Yangon Tractor Co., Ltd.	Clothing	3	116,378.95
Myanmar	Yangon Tractor Co., Ltd.	Personal care products	1	88,163.87
Myanmar	Yangon Tractor Co., Ltd.	Steam generators	1	30,364.37
Myanmar	Zydus Pharmaceuticals Ltd.	Personal care products	1	95,748.98
Namibia	INDONGO TOYOTA WINDHOEK	Light trucks or sport utility vehicles	1	37,497.20
Namibia	NAMIB MILLS (PTY) LTD	Maize or corn grain	2	90,665.94
Namibia	OSHANA MILLING&WHOLESALE	Seed and feed equipment	1	32,036.06
Nepal	PASHUPATI OIL CENTRE	Diesel fuel	1	33,054.00
Netherlands	IMRES	Medical Equipment and Accessories and Supplies	5	389,102.32
Netherlands	IMRES	Pharmaceuticals incl. Contraceptives and Vaccines	2	483,373.05
Netherlands	INTERNATIONAL DISPENSARY ASSOCIATION (ID	Medical Equipment and Accessories and Supplies	1	88,643.24
Netherlands	INTERNATIONAL DISPENSARY ASSOCIATION (ID	Pharmaceuticals incl. Contraceptives and Vaccines	22	3,687,736.13
Netherlands	THE MEDICAL EXPORT GROUP BV	Medical Equipment and Accessories and Supplies	1	47,314.74
Netherlands	THE MEDICAL EXPORT GROUP BV	Pharmaceuticals incl. Contraceptives and Vaccines	2	238,826.08
Niger	EGETI-NIGER	Power generators	4	180,012.72
Niger	ETS OUMAROU MALIKI	Construction and maintenance support equipment	1	224,148.82
Niger	GLOBAL SECURITE	Security surveillance and detection	1	36,700.89
Niger	L'AFRICAINE DES SERVICES	Domestic drink ware	1	45,345.62
Niger	L'AFRICAINE DES SERVICES	Personal care products	1	71,759.81
Niger	SOCIETE NIGERIENNE DES HYDROCARBURES	Accommodation furniture	1	400,463.34
Niger	SONICIB	Security surveillance and detection	1	96,837.25
Niger	UNICEF NIGER	Water storage tanks	1	65,599.91
Nigeria	EVER VICTORIOUS LIMITED	Cooking and warming equipment	1	86,677.77
Nigeria	LIZON VENTURES	Blankets	1	185,677.08
Nigeria	LIZON VENTURES	Clothing	1	63,806.21
Nigeria	NEWSTRO VENTURES	Lamps and lightbulbs and lamp components	1	34,832.17
Nigeria	VITAFOAM NIG PLC	Bedclothes and table and kitchen linen and towels	2	596,133.85
Nigeria	WESTITRUS NIG. LTD	Clothing	1	65,864.47
Norway	O.B. WIJK AS	Structures and Building and Manufacturing Components	14	1,410,420.00
Oman	SAUD BAHWAN AUTOMOTIVE LLC	Transportation components and systems	2	198,961.20
Pakistan	AZAM ENTERPRISES	Personal communication devices	2	223,632.10
Pakistan	ESSA KHAN FILLING STATION	Diesel fuel	1	99,502.48
Pakistan	FMG SUPPLIES	Bedclothes and table and kitchen linen and towels	1	69,888.70
Pakistan	FRIENDS COMPUTERS	Computers	1	77,783.26
Pakistan	H. SHEIKH NOOR-UD-DIN AND SONS (PVT) LTD	Plastic bars and sheets	1	197,911.58
Pakistan	H.B. COMPUTERS	Computers	1	31,735.49
Pakistan	Kestral Support Services (Pvt) Ltd	Security surveillance and detection	1	39,947.85
Pakistan	MASS INTERNATIONAL (PRIVATE) LIMITED	Security surveillance and detection	1	33,628.32
Pakistan	NATIONAL TENT HOUSE	Bedclothes and table and kitchen linen and towels	2	748,235.08
Pakistan	NATIONAL TENT HOUSE	Blankets	14	10,310,865.51
Pakistan	NATIONAL TENT HOUSE	Camping and outdoor equipment and accessories	5	12,136,599.65
Pakistan	NATIONAL TENT HOUSE	Leatherworking repairing machinery and equipment	1	460,094.70
Pakistan	NATIONAL TENT HOUSE	Personal care products	3	262,350.00
Pakistan	NATIONAL TENT HOUSE	Plastic bars and sheets	3	1,283,780.00
Pakistan	PAKISTAN STATE OIL	Diesel fuel	2	148,448.94
Pakistan	Paramount Tarpaulin Industries	Blankets	11	6,623,797.25
Pakistan	Paramount Tarpaulin Industries	Personal care products	2	125,244.00
Pakistan	Top Star Industries ( Pvt ) Limited	Bedclothes and table and kitchen linen and towels	1	105,927.86
Pakistan	VPL LIMITED	Power generators	1	47,814.18
Philippines	Medical Gallery Trading Co.	Bath and body	1	192,263.68
Portugal	MICAELANCE Travel Agency	Signage and accessories	1	39,328.46
Portugal	Turanga Viagens Turismo,LDA	Signage and accessories	1	33,358.21
Republic of Moldova	DAAC AUTO SRL	Automobiles or cars	1	31,705.36
Russian Federation	VOLKSWAGEN AG	Passenger motor vehicles	2	100,799.64
Rwanda	ADECOBR LTD	Tool kits	1	136,107.09

\* For security and privacy reasons, the name of the supplier is not displayed when it includes the name of an individual.

AGENCY	Location of Supplier	Name of Supplier	Description of Goods	#POs	Total Value of POs (USD)
UNHCR continued					
Rwanda		AKAGERA BUSINESS GROUP S.A.R.L	Safety and rescue vehicles	1	52 629.00
Rwanda		COGETRAP LTD	Camping or outdoor stoves	1	52 913.40
Rwanda		DELTA PETROLEUM RWANDA LTD	Diesel fuel	3	637 078.43
Rwanda		DEPOT PHARMACEUTIQUE LE MEDICAL	Pharmaceuticals incl. Contraceptives and Vaccines	1	48 882.79
Rwanda		VISION TECHNOLOGIES COMPANY	Network service equipment	1	45 333.63
Saudi Arabia		ABDUL LATIF JAMEEL RETAIL COMPANY LTD	Passenger motor vehicles	1	122 666.67
Senegal		CFAO SENEGAL	Motorized cycles	1	89 406.28
Senegal		NETLOGIK SURL	Security surveillance and detection	1	37 038.65
Senegal		PAPETERIE OUEST AFRICAINE	Office supplies	1	64 126.67
Senegal		SYSTEMES PV	Water pumps	1	33 856.31
Serbia		DELTA AUTOMOTO	Station wagons	1	31 806.24
Serbia		KIA AUTO DOO	Passenger motor vehicles	1	30 145.16
South Africa		HYDRAFORM INTERNATIONAL (PTY) LTD	Masonry and concrete tools	1	85 256.16
South Africa		LVP Technology c. c.	Marine craft systems and subassemblies	1	58 044.94
South Africa		MCCARTHY TOYOTA	Automobiles or cars	1	34 811.06
South Sudan		EDGL SUDAN COMPANY LIMITED	Structures and Building and Manufacturing Components	1	146 000.00
South Sudan		EZENTUS FZE COMPANY LTD	Power generators	2	94 842.00
South Sudan		G1 LOGISTICS SOUTH SUDAN LTD	Water storage tanks	1	35 000.00
South Sudan		Global Appliances	Cooling equipment and parts and accessories	1	35 409.84
South Sudan		GOLDEN ARROW CO.LTD (TOYOTA)	Passenger motor vehicles	2	428 400.00
South Sudan		GONDOKORO FURNITURE DISPLAY	Office furniture	1	44 208.75
South Sudan		JAMILA INTRENATIONAL LTD	Clothing	1	64 093.22
South Sudan		MARKERIC & DESIRE aSSOCIATES LTD	Office furniture	1	38 868.85
South Sudan		TAAM PETROLEUM LTD.	Diesel fuel	4	739 965.60
Spain		INGENIERIA, ESTUDIOS Y PROYECTOS NIP SA	Steam generators	1	33 422.60
Spain		REDONDO Y GARCIA S.A.	Lamps and lightbulbs and lamp components	7	1 877 594.32
Sri Lanka		GENERAL MANAGER, KARACHCHI SOUTH M.P.C.S	Diesel fuel	1	35 573.10
Sudan		AL-AYLA FOR TOILET & HYGIENE SOAP &	Bath and body	1	67 789.29
Sudan		ALTRAFI PETROLEUM Co.Ltd.-ELG Branch	Diesel fuel	1	62 827.23
Sudan		ARO PRINTING	Plastic bags	1	62 176.17
Sudan		ASASCO FOR TRADING AND CONSTRUCTION	Jerrycans	1	87 906.04
Sudan		AZOOM FACTORY FOR PLASTIC	Jerrycans	1	156 563.04
Sudan		CIVICON LIMITED	Structures and Building and Manufacturing Components	1	145 000.00
Sudan		CLESSIE ENGINEERING & INVESTMENT CO	Motor or generator components	1	64 124.96
Sudan		COMSUDA FOR COMPUTER & ENGINEERING	Security surveillance and detection	1	31 785.32
Sudan		EL NILEIN ENGINEERING & SPARE PARTS CO.	Agriculture, forestry and garden handtools	1	43 750.00
Sudan		EUROCHAMP LTD , JUBA SOUTH SUDAN	Structures and Building and Manufacturing Components	1	149 999.88
Sudan		GIAD TRACTORS & AGRICULTURE EQUIPMENT CO	Agriculture, forestry and garden handtools	1	51 813.47
Sudan		Name withheld for security reasons*	Concrete and cement and plaster	1	62 827.23
Sudan		Ibrahim Bakhit Trading Enterprise	Water pumps	1	102 839.03
Sudan		IDEA For Engineering Services	Transportation components and systems	1	41 660.73
Sudan		JIT BEVERAGES CO LTD JUBA	Computer printers	1	48 982.00
Sudan		JIT BEVERAGES CO LTD JUBA	Office supplies	1	37 457.57
Sudan		Kbloog Trading and Services	Office supplies	1	30 000.00
Sudan		KU-TENG TRADE & INVESTMENT CO. LTD	Roofing materials	1	145 762.71
Sudan		LILLIUM MEDICAL SERVICES CO. LTD	Medical Equipment and Accessories and Supplies	1	35 000.00
Sudan		MFI Office Solutions (S.S) Ltd	Printer and facsimile and photocopier supplies	2	266 067.00
Sudan		Penta Petroleum Company	Diesel fuel	1	32 508.14
Sudan		Sudanese Tractor Company	Agricultural tractors	1	126 811.59
Sudan		UNITED NATION AFRICAN MISSION IN DARFUR	Diesel fuel	1	103 755.57
Sudan		UNITED NATION AFRICAN MISSION IN DARFUR	Office furniture	1	47 023.89
Sudan		ZAN FOR IMPORT AND EXPORT	Clothing	2	66 527.29
Sudan		ZAN FOR IMPORT AND EXPORT	Personal care products	1	30 797.94
Sweden		HEMOCUE AB	Medical Equipment and Accessories and Supplies	1	30 201.50
Sweden		VOLVO CAR CORPORATION	Passenger motor vehicles	1	37 643.68
Sweden		VOLVO CAR CORPORATION	Station wagons	1	54 283.62
Sweden		VOLVO TRUCK CORPORATION	Specialized and recreational vehicles	1	952 321.21
Sweden		VOLVO TRUCK CORPORATION	Water trucks	3	1 084 946.51
Sweden		X MOMS Foretagsprofilering AB	Clothing	1	31 800.00
Sweden		X MOMS Foretagsprofilering AB	Emergency and field medical services kits	1	40 156.45
Switzerland		ACCENTURE AG	Security surveillance and detection	1	45 285.72
Switzerland		BADGECOM GMBH	Computer printers	9	1 402 359.25
Switzerland		COWISA SA	Signage and accessories	1	38 859.37
Switzerland		DANOFFICE SA	Network service equipment	1	60 154.58
Switzerland		HemoCue AG Switzerland	Medical Equipment and Accessories and Supplies	1	58 767.11
Switzerland		STRUCTURE 17 SA	Office furniture	1	72 643.33
Switzerland		SWISSCOM (Switzerland) Ltd	Communications Devices and Accessories	2	108 656.00
Switzerland		UNMSS	Diesel fuel	1	1 683 363.17
Switzerland		VESTERGAARD FRANDESE GROUP	Mosquito nets	11	852 374.60
Switzerland		VICTORINOX	Signage and accessories	1	38 798.39
Switzerland		W. GIERTSEN HALLSYSTEM AS	Structures and Building and Manufacturing Components	1	159 000.00
Syrian Arab Republic		Al-Amir Co for Food Products/Al Amir Lil	Clothing	1	8 365 203.34
Syrian Arab Republic		ALKHOULY & QURAIT	Personal care products	7	3 655 000.00
Syrian Arab Republic		ANAS & TARIK HARASH	Lamps and lightbulbs and lamp components	1	201 319.69
Syrian Arab Republic		LAKAH CO	Accommodation furniture	1	43 496.80
Syrian Arab Republic		Office World	Office supplies	1	43 720.14
Syrian Arab Republic		SADCO	Diesel fuel	1	69 593.63
Syrian Arab Republic		SOKARIAH for CONTRACTING	Accommodation furniture	2	1 895 500.00
Thailand		TOYOTA KRUNGTHEPYON TOYOTA'S DEALER	All terrain vehicles tracked or wheeled	1	40 003.60
Thailand		TOYOTA THONBURI CO., LTD.	Specialized and recreational vehicles	1	104 417.04
Togo		ANSAT	Prepared and preserved foods	2	77 508.96
Tunisia		TOTAL TUNISIE	Diesel fuel	1	31 250.00
Turkey		AKKASLAR DAY.TUK.MAL.ELEK.LTD.STI	Domestic kitchen appliances	1	2 598 930.48
Turkey		ALJ OTOMOTIV AS	All terrain vehicles tracked or wheeled	1	358 692.76
Turkey		ALKAN OTOMOTIV KAROSER SANAYI TIC. LTD.	Vehicle bodies and trailers	2	12 505 288.99
Turkey		ALTO TEKNOLOJİ BİLİSİM	Computers	1	1 061 808.24
Turkey		ASEL MADENİ ESYA SANAYİ VE TİCARET A.S	Camping or outdoor stoves	1	128 342.25
Turkey		ASPER DAYANIKLI TUKE TİM MAMULLERİ OTOMOT	Domestic kitchen appliances	1	1 178 288.77
Turkey		BELİVA MUTFAK ESYALARI SAN.TİC.LTD.STİ	Camping or outdoor stoves	1	221 504.28
Turkey		BIOMED Medikal - Murat Demir	Medical Equipment and Accessories and Supplies	1	49 781.82
Turkey		CANER MEDİKAL TİC SAN LTD STİ	Office furniture	1	43 755.03
Turkey		ERSEL AKARYAKIT PETROL URUNLERİ SAN TIC	Textile working machinery and equipment and accessories	1	139 751.20
Turkey		FAKİR ELEKTRİK EV ALETLERİ AS	Accommodation furniture	2	1 055 778.09
Turkey		GUVENCEM VERİ UYGULAMA HİZMETLERİ	Product and material transport vehicles	1	3 924 975.33
Turkey		HAKSEL BÜRO MOBİLYALARI SAN. VE TİC	Accommodation furniture	1	4 674 545.45
Turkey		KOMPOZİT PROJİ UYGULAMA MÜMESİLLİK	Structures and Building and Manufacturing Components	1	8 067 275.43
Turkey		MEN ANORAK TEKSTİL	Clothing	1	2 459 758.55
Turkey		MERT KOPYALAMA OFİS & KIRTASIYE	Developmental and professional teaching aids and materials and accessories a	1	122 380.36
Turkey		OMV PETROL OFİSİ A.S.	Gasoline or Petrol	1	67 039.11
Turkey		PORTAKAL DAY TUK MAL İNS TIC AS	Accommodation furniture	1	145 812.81
Turkey		TNR PREFABRİK	Structures and Building and Manufacturing Components	1	3 406 436.39
Uganda		B.M.A INVESTMENT SOLUTIONS LIMITED	Water bags	4	336 540.23
Uganda		CAR AND GENERAL (U) LTD	Power generators	1	31 238.46
Uganda		CRESTANKS LIMITED	Office supplies	1	76 146.02
Uganda		EXAKTLY UGANDA LIMITED	Camping and outdoor equipment and accessories	2	62 884.09
Uganda		KINDLY SERVICE STATION	Diesel fuel	1	39 588.28
Uganda		KOBİL (U) LIMITED	Diesel fuel	1	39 192.40
Uganda		MUKWANO INDUSTRIES UGANDA LIMITED	Bath and body	2	175 794.19
Uganda		NINA INTERIORS LIMITED	Office furniture	1	32 565.87
Uganda		PETROCITY ENTERPRISES	Diesel fuel	14	1 063 830.00
Uganda		SEMULIKI SERVICE STATION	Diesel fuel	2	98 323.23
Uganda		SHUMUK PROPERTIES LTD	Domestic kitchenware and kitchen supplies	2	107 208.43
Uganda		SOUTHERN RANGE NYANZA LIMITED	Clothing	1	97 168.34
Uganda		TECHNO RELIEF SERVICES LTD	Jerrycans	2	80 311.84
Uganda		TECHNOLOGY FOR TOMORROW LTD	Personal care products	1	139 586.42

\* For security and privacy reasons, the name of the supplier is not displayed when it includes the name of an individual.

2013 | Major purchase orders by UN organization

AGENCY	Location of Supplier	Name of Supplier	Description of Goods	#POs	Total Value of POs (USD)
UNHCR continued					
	Uganda	TOTAL UGANDA LIMITED	Diesel fuel	2	95,032.57
	Uganda	TOYOTA UGANDA LTD	All terrain vehicles tracked or wheeled	1	54,712.00
	Uganda	TOYOTA UGANDA LTD	Station wagons	1	81,740.00
	Uganda	VASCO DISTRIBUTORS LTD	Structures and Building and Manufacturing Components	1	40,000.00
	Ukraine	PARSER	Bath and body	1	68,251.07
	United Arab Emirates	AL TASAHEEL (ASP) TRADING LLC	Marine craft systems and subassemblies	1	31,350.00
	United Arab Emirates	AL TASAHEEL (ASP) TRADING LLC	Power generators	4	459,586.00
	United Arab Emirates	AL TASAHEEL (ASP) TRADING LLC	Wheels and wheel trims	1	91,136.00
	United Arab Emirates	AL-FUTTAIM TRADING (LLC)	Office furniture	1	300,000.00
	United Arab Emirates	AMAZON AUTO PARTS L.L.C.	Wheels and wheel trims	2	202,330.00
	United Arab Emirates	Amico Enterprises FZE	Medical Equipment and Accessories and Supplies	1	457,575.00
	United Arab Emirates	AUTOMOTIVE SOLUTIONS JLT	All terrain vehicles tracked or wheeled	1	41,460.23
	United Arab Emirates	DOLLAR AUTO WORKS	Transportation components and systems	1	50,985.00
	United Arab Emirates	F. G. WILSON (ENGINEERING) FZE	Power generators	1	36,194.00
	United Arab Emirates	LANDMARK RESOURCES FZCO	Public safety and control	2	162,855.00
	United Arab Emirates	LANDMARK RESOURCES FZCO	Station wagons	1	164,515.00
	United Arab Emirates	LANDMARK RESOURCES FZCO	Transportation components and systems	2	184,254.00
	United Arab Emirates	M.G MEDICAL EQUIPMENT GROUP FZE	Medical Equipment and Accessories and Supplies	1	200,000.00
	United Arab Emirates	Maltha General Trading LLC	Transportation components and systems	1	68,280.75
	United Arab Emirates	Maltha General Trading LLC	Wheels and wheel trims	1	47,311.26
	United Arab Emirates	N-R-S INTERNATIONAL - FZE	Blankets	15	7,862,440.96
	United Arab Emirates	N-R-S INTERNATIONAL - FZE	Camping and outdoor equipment and accessories	8	23,816,640.00
	United Arab Emirates	N-R-S INTERNATIONAL - FZE	Jerrycans	6	595,980.00
	United Arab Emirates	N-R-S INTERNATIONAL - FZE	Plastic bars and sheets	29	9,490,879.33
	United Arab Emirates	O.K.I. GENERAL TRADING LLC	Blankets	5	2,733,688.64
	United Arab Emirates	O.K.I. GENERAL TRADING LLC	Domestic kitchenware and kitchen supplies	5	4,267,008.00
	United Arab Emirates	O.K.I. GENERAL TRADING LLC	Transportation components and systems	1	99,741.00
	United Arab Emirates	RVB INTERNATIONAL LTD	Water bags	3	237,889.92
	United Kingdom	BUTYL PRODUCTS LIMITED	Water storage tanks	1	32,374.30
	United Kingdom	CTEQ LTD	Personal communications device accessories or parts	1	74,438.16
	United Kingdom	CTEQ LTD	Telephone equipment	1	30,566.57
	United Kingdom	DURBIN PLC	Pharmaceuticals incl. Contraceptives and Vaccines	6	3,378,771.00
	United Kingdom	FALCONS GROUP LTD	Power generators	2	144,600.00
	United Kingdom	FORTRESS INTERNATIONAL PARTNERS	Steam generators	1	36,500.00
	United Kingdom	HESCO BASTION LTD.	Personal safety and protection	3	201,341.97
	United Kingdom	IrisGuard Inc	Security surveillance and detection	1	230,250.00
	United Kingdom	IrisGuard Inc	Signage and accessories	1	274,152.00
	United Kingdom	KGT (UK) LTD	Office machines and their supplies and accessories	1	45,400.00
	United Kingdom	NS&T Unifers Phone Afrikanet Ltd.	Communications Devices and Accessories	1	33,108.60
	United Kingdom	NS&T Unifers Phone Afrikanet Ltd.	Telephone equipment	1	43,227.04
	United Kingdom	TOYOTA GIBRALTAR STOCKHOLDINGS LTD	All terrain vehicles tracked or wheeled	15	3,097,886.44
	United Kingdom	TOYOTA GIBRALTAR STOCKHOLDINGS LTD	Light trucks or sport utility vehicles	1	47,549.11
	United Kingdom	TOYOTA GIBRALTAR STOCKHOLDINGS LTD	Passenger motor vehicles	1	123,775.62
	United Kingdom	TOYOTA GIBRALTAR STOCKHOLDINGS LTD	Safety and rescue vehicles	6	1,199,266.76
	United Kingdom	TOYOTA GIBRALTAR STOCKHOLDINGS LTD	Specialized and recreational vehicles	3	564,412.99
	United Kingdom	TOYOTA GIBRALTAR STOCKHOLDINGS LTD	Station wagons	14	2,044,765.93
	United Republic of Tanzania	AFRITEX LIMITED	Clothing	1	90,992.65
	United Republic of Tanzania	FAO MOTORS TANZANIA LIMITED	Transportation components and systems	1	37,170.22
	United Republic of Tanzania	ENGEN PETROLEUM (TANZANIA) LTD	Diesel fuel	4	465,266.18
	United Republic of Tanzania	NET HEALTH LIMITED	Mosquito nets	5	1,104,850.40
	United Republic of Tanzania	PUMA ENERGY TANZANIA LIMITED	Aviation fuel	1	93,174.03
	United Republic of Tanzania	SOAP AND ALLIED INDUSTRIES LIMITED	Bath and body	3	363,000.32
	United Republic of Tanzania	TOTAL (T) LTD	Diesel fuel	7	1,142,723.68
	United Republic of Tanzania	TOYOTA TANZANIA LIMITED	Transportation components and systems	1	60,471.00
	United States of America	CISCO SYSTEMS INC	Communications Devices and Accessories	4	341,326.92
	United States of America	CISCO SYSTEMS INC	Computer accessories	1	40,640.60
	United States of America	CISCO SYSTEMS INC	Computers	6	266,230.47
	United States of America	CISCO SYSTEMS INC	Fixed network equipment and components	18	1,780,359.10
	United States of America	CISCO SYSTEMS INC	Network service equipment	22	2,640,114.55
	United States of America	EMERGING MARKETS COMMUNICATIONS INC	Fixed network equipment and components	1	62,500.00
	United States of America	ILC DOVER LP	Personal safety and protection	3	168,061.00
	United States of America	PRECISION DYNAMICS CORPORATION	Signage and accessories	1	42,000.00
	United States of America	UIISat Inc.	Fixed network equipment and components	15	4,995,453.90
	Yemen	ALEKHWI FOR TRADING	Forming tools	1	53,000.00
	Yemen	Name withheld for security reasons*	Personal care products	1	57,600.09
	Yemen	Automotive & Machinery Trading Center	Passenger motor vehicles	1	37,000.00
	Yemen	Furniture Al-Awadi	Bedclothes and table and kitchen linen and towels	1	254,294.50
	Yemen	INTERL FOR TRADE CONST. & SERVICES LTD	Signage and accessories	1	96,330.52
	Yemen	MANSOUR AL-DHAFAER FOR TRADING ESTABL.	Bath and body	1	110,239.92
	Yemen	MUSALAM TRADING CO.	Rope and chain and cable and wire and strap	2	524,724.00
	Yemen	SAMADAN STORES	Bedclothes and table and kitchen linen and towels	1	345,150.00
	Zambia	MELBURG MARKETING	Clothing	1	39,304.26
	Zambia	PUMA ENERGY ZAMBIA PLC	Diesel fuel	2	96,862.70
	Zambia	TOYOTA ZAMBIA LIMITED	Transportation components and systems	1	45,112.55
	Zimbabwe	FERTS SEED AND GRAIN (PVT) LTD	Seed and feed equipment	1	68,395.34
	Zimbabwe	KARIMA INVESTMENTS	Seed and feed equipment	2	152,599.75
	Zimbabwe	NATIONAL FOODS LIMITED	Rice grain	1	57,107.16
	Zimbabwe	PICKTALK INVESTMENTS	Maize or corn grain	4	383,032.00
	Zimbabwe	TOTAL ZIMBABWE	Diesel fuel	1	69,824.00
UNICEF					
	Afghanistan	Abdul Sardar Logarwal Ltd	Apparel and Luggage and Personal Care Products	1	658,139.00
	Afghanistan	Afghan Professional Printers	Published Products	1	243,081.00
	Afghanistan	Baheer Computer And Printing	Published Products	1	44,318.00
	Afghanistan	Belat Rafee Safari- Ltd	Apparel and Luggage and Personal Care Products	1	40,720.00
	Afghanistan	Essa Jawid Ltd	Educational Equipment, Materials and Supplies	1	258,583.00
	Afghanistan	Haji Mohammad Arif Banjara Frosh	Apparel and Luggage and Personal Care Products	1	57,224.00
	Afghanistan	Haji Mohammad Arif Banjara Frosh	Medical Equipment and Accessories and Supplies	1	94,998.00
	Afghanistan	Jubaili Bros Co Ltd	Tools and General Machinery	1	347,365.00
	Afghanistan	Kandahar Aryana Petrol Pump	Fuels, Fuel Additives, Lubricants and Anti corrosive Materials	1	83,450.00
	Afghanistan	Mahmoodi Group Ltd	Apparel and Luggage and Personal Care Products	1	98,045.00
	Afghanistan	National Fuel Co Ltd	Fuels, Fuel Additives, Lubricants and Anti corrosive Materials	2	1,102,648.00
	Afghanistan	National Fuel Co Ltd	Office Equipment and Accessories and Supplies	1	50,193.00
	Afghanistan	New Jabel Saraj Transport	Motor Vehicles and Parts, Accessories and Components	1	160,817.00
	Afghanistan	Omid Sadiqey Co Ltd	Medical Equipment and Accessories and Supplies	1	176,348.00
	Afghanistan	RMA Group Afghanistan Ltd	Tools and General Machinery	1	168,956.00
	Afghanistan	Uranos Ltd	Medical Equipment and Accessories and Supplies	1	46,343.00
	Albania	Albdesign Sh.P.K.	Published Products	1	34,657.00
	Albania	Mediaprint Sh.P.K.	Published Products	1	48,753.00
	Algeria	Aceva	Educational Equipment, Materials and Supplies	1	56,675.00
	Algeria	Eurl Ubm Union Biomedical	Medical Equipment and Accessories and Supplies	1	71,529.00
	Algeria	Sarl Ibn Ziri	Educational Equipment, Materials and Supplies	1	99,420.00
	Angola	Creation Marketing E Comunica&Ae;o Lda	Published Products	1	35,795.00
	Angola	EAL - Edicoes De Angola Lda	Published Products	1	343,366.00
	Angola	Goldenagric Com. Industrial Lda	Tools and General Machinery	1	45,957.00
	Angola	Sistec, Lda	Office Equipment and Accessories and Supplies	1	30,106.00
	Angola	Toyota De Angola Sari	Motor Vehicles and Parts, Accessories and Components	1	110,619.00
	Argentina	Anselmo L. Morvillo SA	Published Products	2	251,116.00
	Argentina	Arcangel Maggio S.A.	Published Products	1	30,627.00
	Argentina	Artes Gr&Aa;ficas Buschi SA	Published Products	1	34,706.00
	Argentina	Ciudad Gr&Aa;fica SRL	Published Products	1	36,530.00
	Argentina	Dicopack SA	Tools and General Machinery	1	1,084,214.00
	Argentina	Ediciones Emede SA	Published Products	1	98,797.00
	Argentina	Exo SA	Information Technology Broadcasting and Telecommunications	1	46,652.00
	Argentina	Inc S.A.	Apparel and Luggage and Personal Care Products	1	35,845.00
	Argentina	Midlans S.A.	Apparel and Luggage and Personal Care Products	1	47,590.00

\* For security and privacy reasons, the name of the supplier is not displayed when it includes the name of an individual.

AGENCY	Location of Supplier	Name of Supplier	Description of Goods	#POs	Total Value of POs (USD)
UNICEF continued					
Argentina		Oscar Britos Srl Muebles Escolares	Educational Equipment, Materials and Supplies	1	404,885.00
Argentina		Proguide SRL	Educational Equipment, Materials and Supplies	1	70,684.00
Argentina		Sedamil SACI	Apparel and Luggage and Personal Care Products	1	41,581.00
Argentina		Tokio S.H.	Information Technology Broadcasting and Telecommunications	1	54,409.00
Argentina		VerAñica Canaglia	Apparel and Luggage and Personal Care Products	1	32,126.00
Australia		Codan Ltd	Information Technology Broadcasting and Telecommunications	1	408,088.00
Australia		Codan Ltd	Motor Vehicles and Parts, Accessories and Components	1	53,958.00
Australia		Pall Australia	Tools and General Machinery	1	399,740.00
Austria		BBM Austria	Information Technology Broadcasting and Telecommunications	2	209,064.00
Austria		Sandoz GmbH	Pharmaceuticals incl. Contraceptives and Vaccines	1	398,029.00
Austria		VWR International GmbH	Laboratory and Measuring and Observing and Testing Equipment	1	100,842.00
Bangladesh		Bangladesh Progressive Enterprise Press Ltd	Published Products	1	392,978.00
Bangladesh		Design Plus Ltd	Office Equipment and Accessories and Supplies	1	48,042.00
Bangladesh		Evergreen Printing And Packaging	Published Products	1	372,909.00
Bangladesh		Extol Trade	Information Technology Broadcasting and Telecommunications	2	77,655.00
Bangladesh		Flora Ltd	Information Technology Broadcasting and Telecommunications	2	117,109.00
Bangladesh		Gazi Enterprise	Apparel and Luggage and Personal Care Products	1	270,901.00
Bangladesh		Globe Stationery	Educational Equipment, Materials and Supplies	2	100,849.00
Bangladesh		Goodwill Trade International	Educational Equipment, Materials and Supplies	1	43,064.00
Bangladesh		Goodwill Trade International	Formulas and products for nutritional support	1	116,579.00
Bangladesh		Goodwill Trade International	Motor Vehicles and Parts, Accessories and Components	1	100,953.00
Bangladesh		Goodwill Trade International	Structures and Building and Manufacturing Components	1	351,940.00
Bangladesh		Himalaya Trading Company	Formulas and products for nutritional support	1	133,546.00
Bangladesh		Islam Enterprise	Published Products	1	54,649.00
Bangladesh		Laser Scan Ltd	Published Products	1	40,356.00
Bangladesh		Masro Printing & Packaging Ltd	Published Products	1	50,461.00
Bangladesh		Maws	Apparel and Luggage and Personal Care Products	1	76,733.00
Bangladesh		MK Printers And Packaging	Published Products	1	187,783.00
Bangladesh		Nitol Motors Limited	Motor Vehicles and Parts, Accessories and Components	1	63,205.00
Bangladesh		Orchid Printers	Educational Equipment, Materials and Supplies	1	180,000.00
Bangladesh		Renata Ltd	Pharmaceuticals incl. Contraceptives and Vaccines	1	766,281.00
Bangladesh		Runner Automobiles Ltd.	Motor Vehicles and Parts, Accessories and Components	1	47,871.00
Bangladesh		Square Pharmaceuticals Ltd	Pharmaceuticals incl. Contraceptives and Vaccines	2	926,200.00
Bangladesh		Tara Tari Ltd	Tools and General Machinery	1	154,281.00
Bangladesh		The Print Media	Published Products	1	34,789.00
Bangladesh		Western Engineering Co	Structures and Building and Manufacturing Components	1	186,680.00
Belgium		Alpinter SA/NV	Structures and Building and Manufacturing Components	3	4,368,078.00
Belgium		Becton Dickinson International	Laboratory and Measuring and Observing and Testing Equipment	1	333,525.00
Belgium		Becton Dickinson International	Medical Equipment and Accessories and Supplies	1	13,766,365.00
Belgium		Glaxosmithkline Biologicals SA	Pharmaceuticals incl. Contraceptives and Vaccines	2	289,664,382.00
Belgium		Laboratoria Wolfs NV	Pharmaceuticals incl. Contraceptives and Vaccines	1	182,225.00
Belgium		Michiels Fabrieken NV	Formulas and products for nutritional support	1	2,329,372.00
Belgium		MSF Supply Scri-Cv	Formulas and products for nutritional support	1	1,126,483.00
Belgium		Purna Pharmaceuticals NV	Pharmaceuticals incl. Contraceptives and Vaccines	3	1,506,457.00
Belgium		Refritec BVBA	Medical Equipment and Accessories and Supplies	1	43,172.00
Belize		Belize Diesel & Equipment Co Ltd	Motor Vehicles and Parts, Accessories and Components	1	39,100.00
Benin		Imprimerie Tunde SA	Educational Equipment, Materials and Supplies	1	378,394.00
Benin		Magnificat Edition	Published Products	1	83,893.00
Benin		Microland Informatique	Information Technology Broadcasting and Telecommunications	1	67,066.00
Benin		Name withheld for security reasons*	Office Equipment and Accessories and Supplies	1	34,849.00
Bhutan		Jattu Wood & Steel Industry	Structures and Building and Manufacturing Components	1	30,548.00
Bhutan		Kmt Printing Works	Published Products	1	43,592.00
Bolivia (Plurinational State of)		Name withheld for security reasons*	Tools and General Machinery	1	38,694.00
Bolivia (Plurinational State of)		Name withheld for security reasons*	Tools and General Machinery	1	45,815.00
Bosnia and Herzegovina		Amos Graf	Published Products	1	65,149.00
Bosnia and Herzegovina		Mos D.O.O.	Office Equipment and Accessories and Supplies	1	37,435.00
Bosnia and Herzegovina		Ultraprojekt Ltd	Office Equipment and Accessories and Supplies	1	127,990.00
Brazil		Bio-Manguinhos	Pharmaceuticals incl. Contraceptives and Vaccines	1	4,948,795.00
Brazil		Cidade Grafica E Editora Ltda	Published Products	1	52,675.00
Brazil		E. Federie Carrocerias ME	Motor Vehicles and Parts, Accessories and Components	1	165,803.00
Brazil		N. B. Sampaio Epp	Published Products	1	30,842.00
Bulgaria		Marketing-V Ltd	Apparel and Luggage and Personal Care Products	2	1,674,780.00
Burkina Faso		Africa Motors	Structures and Building and Manufacturing Components	1	41,484.00
Burkina Faso		CFAO Motors	Motor Vehicles and Parts, Accessories and Components	1	123,022.00
Burkina Faso		Eniam-BA'timent Sari	Educational Equipment, Materials and Supplies	3	242,225.00
Burkina Faso		Entreprise Koala Meuble De Luxe	Educational Equipment, Materials and Supplies	1	58,597.00
Burkina Faso		Erimetal	Educational Equipment, Materials and Supplies	1	35,033.00
Burkina Faso		Ets El Hadj Tapsoba Salifou & Fres	Tools and General Machinery	1	33,704.00
Burkina Faso		Ets Ouedraogo Issa Et Freres	Structures and Building and Manufacturing Components	1	30,872.00
Burkina Faso		FGZ Trading	Published Products	2	82,023.00
Burkina Faso		Genedis Burkina Sari	Apparel and Luggage and Personal Care Products	1	45,566.00
Burkina Faso		General Service Du Faso (Gsf)	Office Equipment and Accessories and Supplies	1	36,907.00
Burkina Faso		Innofaso Sa	Formulas and products for nutritional support	1	1,121,405.00
Burkina Faso		Integrate Distribution Et De Servic	Educational Equipment, Materials and Supplies	1	33,863.00
Burkina Faso		Le Mobilier Oubda Placide	Educational Equipment, Materials and Supplies	2	175,857.00
Burkina Faso		Manufacture Des Arts Graphiques	Published Products	1	32,986.00
Burkina Faso		Societe Zsr	Motor Vehicles and Parts, Accessories and Components	1	117,905.00
Burkina Faso		Societe Bagagnan Et Fils	Educational Equipment, Materials and Supplies	1	31,543.00
Burkina Faso		Spa Pro Buro	Educational Equipment, Materials and Supplies	1	42,908.00
Burkina Faso		Total Burkina	Office Equipment and Accessories and Supplies	1	37,246.00
Burundi		Bitco	Tools and General Machinery	1	61,963.00
Burundi		Claire Mabile	Published Products	1	30,125.00
Burundi		Engen Petroleum Burundi	Fuels, Fuel Additives, Lubricants and Anti corrosive Materials	1	76,660.00
Burundi		Ets Ndikumana Evariste	Educational Equipment, Materials and Supplies	1	33,668.00
Burundi		G- Mart Ltd	Educational Equipment, Materials and Supplies	1	37,107.00
Burundi		Grapex	Information Technology Broadcasting and Telecommunications	1	48,809.00
Burundi		Iti Communication Design	Published Products	1	49,428.00
Burundi		Julie Pudlowski Consulting	Published Products	1	52,745.00
Burundi		Maison Electro Xerographic Mex	Information Technology Broadcasting and Telecommunications	1	39,408.00
Burundi		Maison Electro Xerographic Mex	Published Products	1	31,524.00
Burundi		Pronova	Educational Equipment, Materials and Supplies	1	52,045.00
Burundi		Utema Travhydro Burundi	Tools and General Machinery	1	91,558.00
Côte d'Ivoire		Assouan Services	Educational Equipment, Materials and Supplies	1	42,120.00
Côte d'Ivoire		Entreprise Toure Et Freres	Educational Equipment, Materials and Supplies	2	148,224.00
Côte d'Ivoire		Esquisse	Educational Equipment, Materials and Supplies	2	102,831.00
Côte d'Ivoire		Esquisse	Published Products	1	63,590.00
Côte d'Ivoire		ETS Alpha	Educational Equipment, Materials and Supplies	2	171,242.00
Côte d'Ivoire		ETS Bogui	Apparel and Luggage and Personal Care Products	2	69,933.00
Côte d'Ivoire		ETS Bogui	Formulas and products for nutritional support	1	39,520.00
Côte d'Ivoire		Imprisud	Published Products	1	30,030.00
Côte d'Ivoire		Les Ateliers Navince	Educational Equipment, Materials and Supplies	1	58,231.00
Côte d'Ivoire		Lonaci Print	Educational Equipment, Materials and Supplies	1	55,918.00
Côte d'Ivoire		Menuiserie Brou Sari	Educational Equipment, Materials and Supplies	1	81,770.00
Côte d'Ivoire		Rimco	Motor Vehicles and Parts, Accessories and Components	2	160,422.00
Côte d'Ivoire		Socida	Motor Vehicles and Parts, Accessories and Components	1	212,098.00
Côte d'Ivoire		Spiral (Sdipm)	Office Equipment and Accessories and Supplies	1	37,829.00
Côte d'Ivoire		Tien 1	Apparel and Luggage and Personal Care Products	1	42,413.00
Côte d'Ivoire		Yitwo Agro-Industrial	Tools and General Machinery	1	92,651.00
Cambodia		Ariyathor Print Shop	Published Products	1	150,688.00
Cambodia		Banna Kea Cheat	Educational Equipment, Materials and Supplies	1	105,725.00
Cambodia		Hydrologic Social Enterprise	Tools and General Machinery	1	55,891.00
Cambodia		ICE	Information Technology Broadcasting and Telecommunications	2	210,885.00
Cambodia		ICE	Office Equipment and Accessories and Supplies	1	242,406.00
Cambodia		Sokha Printing House	Apparel and Luggage and Personal Care Products	1	39,880.00
Cambodia		Total Cambodge	Fuels, Fuel Additives, Lubricants and Anti corrosive Materials	1	117,270.00

\* For security and privacy reasons, the name of the supplier is not displayed when it includes the name of an individual.

AGENCY				Total Value of
Location of Supplier	Name of Supplier	Description of Goods	#POs	POs (USD)
UNICEF continued				
Cameroon	Agrochem A.C	Pharmaceuticals incl. Contraceptives and Vaccines	1	30,708.00
Cameroon	Beta Print	Published Products	1	78,845.00
Cameroon	Compagnie Equatoriale Des Travaux E	Educational Equipment, Materials and Supplies	1	100,107.00
Cameroon	Dovv Distribution	Formulas and products for nutritional support	1	55,583.00
Cameroon	Dovv Distribution	Tools and General Machinery	1	192,404.00
Cameroon	ETS Pacific Action	Educational Equipment, Materials and Supplies	1	93,896.00
Cameroon	Excellence Plus	Published Products	1	55,810.00
Cameroon	Imprimerie Colorix	Published Products	1	36,610.00
Cameroon	Maison Du Plastic	Tools and General Machinery	1	50,093.00
Cameroon	Messageries Etape 2	Published Products	1	40,068.00
Cameroon	Nziko Ets	Formulas and products for nutritional support	1	144,500.00
Cameroon	Societe Camerounaise De Raffinage Maya & Compagnie Sa	Apparel and Luggage and Personal Care Products	1	116,957.00
Cameroon	Societe Snob'S Bazar Center Sa	Tools and General Machinery	1	61,272.00
Canada	Banner Pharmacaps (Canada) Ltd	Pharmaceuticals incl. Contraceptives and Vaccines	1	1,339,925.00
Canada	Envirogard Products Ltd	Tools and General Machinery	1	314,823.00
Canada	Intervax	Pharmaceuticals incl. Contraceptives and Vaccines	2	6,471,298.00
Canada	Nutricorp International	Pharmaceuticals incl. Contraceptives and Vaccines	1	358,688.00
Canada	Open Text Corporation	Information Technology Broadcasting and Telecommunications	1	172,938.00
Central African Republic	CFAO Motors Centrafrique	Motor Vehicles and Parts, Accessories and Components	2	773,840.00
Central African Republic	Dameca	Motor Vehicles and Parts, Accessories and Components	1	32,540.00
Central African Republic	Dameca	Tools and General Machinery	1	34,305.00
Central African Republic	Savex	Apparel and Luggage and Personal Care Products	1	101,841.00
Central African Republic	Super Marche Rayan Import-Export	Office Equipment and Accessories and Supplies	1	30,717.00
Central African Republic	Total Centrafrique	Fuels, Fuel Additives, Lubricants and Anti corrosive Materials	2	218,507.00
Chad	Airtel	Information Technology Broadcasting and Telecommunications	1	46,890.00
Chad	Aubaine Graphic	Published Products	1	410,728.00
Chad	CFAO Motors	Tools and General Machinery	2	218,415.00
Chad	Continental Group	Apparel and Luggage and Personal Care Products	1	47,085.00
Chad	Cyclo Tchad	Educational Equipment, Materials and Supplies	1	303,987.00
Chad	Cyclo Tchad	Motor Vehicles and Parts, Accessories and Components	1	32,616.00
Chad	Cyclo Tchad	Office Equipment and Accessories and Supplies	1	109,207.00
Chad	Entreprise Abou Djatal	Tools and General Machinery	1	45,372.00
Chad	Estph	Tools and General Machinery	1	46,168.00
Chad	ETS Abdoulaye Souleymane Bourma	Tools and General Machinery	1	31,924.00
Chad	Ets Mally	Formulas and products for nutritional support	1	86,345.00
Chad	ETS MHM	Structures and Building and Manufacturing Components	1	37,629.00
Chad	ETS Moustapha Ali	Office Equipment and Accessories and Supplies	2	87,560.00
Chad	Ets Naratchako	Office Equipment and Accessories and Supplies	1	32,098.00
Chad	Ets Souguy	Apparel and Luggage and Personal Care Products	1	90,845.00
Chad	Name withheld for security reasons*	Tools and General Machinery	1	45,000.00
Chad	Name withheld for security reasons*	Fuels, Fuel Additives, Lubricants and Anti corrosive Materials	1	81,683.00
Chad	Name withheld for security reasons*	Apparel and Luggage and Personal Care Products	1	498,651.00
Chad	Illustrator Service	Published Products	1	82,181.00
Chad	Imprimerie Du Tchad	Published Products	2	169,983.00
Chad	Julie Pudlowski Consulting	Office Equipment and Accessories and Supplies	1	47,300.00
Chad	Julie Pudlowski Consulting	Published Products	1	56,110.00
Chad	Mahamat Rahama Ousman Commerce Gen. Transport Et Batiment	Apparel and Luggage and Personal Care Products	1	46,233.00
Chad	Sanoussi Mahamat	Fuels, Fuel Additives, Lubricants and Anti corrosive Materials	1	33,830.00
Chad	Societe Chalal	Tools and General Machinery	1	184,634.00
Chad	Societe Tchadienne De Maintenance Representant De Vergnet Hydro	Tools and General Machinery	1	39,000.00
Chad	Station Super Star	Fuels, Fuel Additives, Lubricants and Anti corrosive Materials	1	45,817.00
Chad	Total Marketing Tchad	Fuels, Fuel Additives, Lubricants and Anti corrosive Materials	1	122,049.00
Chad	Name withheld for security reasons*	Fuels, Fuel Additives, Lubricants and Anti corrosive Materials	1	74,005.00
Chile	Quintec Chile SA	Information Technology Broadcasting and Telecommunications	1	46,911.00
China	A Andrews & Co Ltd	Information Technology Broadcasting and Telecommunications	3	341,613.00
China	A Andrews & Co Ltd	Office Equipment and Accessories and Supplies	1	81,863.00
China	Anhui Tiankang Medical Products Co	Medical Equipment and Accessories and Supplies	1	2,364,012.00
China	Atbaby Window International Trade	Educational Equipment, Materials and Supplies	1	50,003.00
China	Beijing Center electronic Technology Co.Ltd	Information Technology Broadcasting and Telecommunications	1	84,442.00
China	Beijing Cnca Reniauto Ltd	Motor Vehicles and Parts, Accessories and Components	1	32,135.00
China	Beijing Global Links Medical	Laboratory and Measuring and Observing and Testing Equipment	1	60,657.00
China	Beijing Global Links Medical	Medical Equipment and Accessories and Supplies	1	72,065.00
China	Beijing Global Links Medical	Published Products	1	2,848,884.00
China	Beijing Hongyuboda Technology	Information Technology Broadcasting and Telecommunications	2	281,885.00
China	Beijing Huaxia Kechuang Appliance Technology Co, Ltd	Tools and General Machinery	1	33,313.00
China	Beijing Sanjiangjinke Auto Sales	Motor Vehicles and Parts, Accessories and Components	2	113,375.00
China	Beijing Xintongjiu Science & Trade Co	Information Technology Broadcasting and Telecommunications	3	184,743.00
China	China-Han Technical Development Corp	Educational Equipment, Materials and Supplies	2	1,512,365.00
China	Dandong Land Trade Co Ltd	Tools and General Machinery	1	289,929.00
China	Dandong Sevsuns Trading Co Ltd	Tools and General Machinery	1	232,127.00
China	Dandong Tianfu Trade Co Ltd	Motor Vehicles and Parts, Accessories and Components	2	230,853.00
China	Dandong Zhongwei Industrial Trading Corp	Motor Vehicles and Parts, Accessories and Components	1	51,770.00
China	Dandong Zhongwei Industrial Trading Corp	Tools and General Machinery	2	584,324.00
China	Euro Suisse International Ltd	Educational Equipment, Materials and Supplies	1	399,142.00
China	Gulin Pharmaceutical Co Ltd	Pharmaceuticals incl. Contraceptives and Vaccines	2	6,960,303.00
China	Haier Electrical Appliances Corp Ltd	Medical Equipment and Accessories and Supplies	4	1,152,530.00
China	Haier Medical And Laboratory	Medical Equipment and Accessories and Supplies	2	83,466.00
China	Hangzhou Cereals, Oils & Foodstuffs I/E	Educational Equipment, Materials and Supplies	4	1,672,976.00
China	Hangzhou Cereals, Oils & Foodstuffs I/E	Published Products	1	41,600.00
China	ITI Company (Shanghai) Ltd	Educational Equipment, Materials and Supplies	4	4,797,725.00
China	ITI Company (Shanghai) Ltd	Medical Equipment and Accessories and Supplies	1	72,778.00
China	Jincheng Group Imp.& Exp. Co, Ltd	Motor Vehicles and Parts, Accessories and Components	1	76,600.00
China	Jinhua Longtai Imp & Exp Trading Co, Ltd	Educational Equipment, Materials and Supplies	1	55,080.00
China	Jinhua Longtai Import & Export Trading	Educational Equipment, Materials and Supplies	4	945,102.00
China	Maxleaf Stationery Ltd	Educational Equipment, Materials and Supplies	1	1,532,797.00
China	Maxshow Printing Co Ltd	Published Products	2	392,119.00
China	Moneray International Ltd	Medical Equipment and Accessories and Supplies	1	300,000.00
China	Ningbo Binbin Stationery Co Ltd	Educational Equipment, Materials and Supplies	1	783,628.00
China	Ningbo Binbin Stationery Co Ltd	Office Equipment and Accessories and Supplies	1	85,828.00
China	North China Pharmaceutical Co	Pharmaceuticals incl. Contraceptives and Vaccines	1	387,648.00
China	Northern International Holding Co Ltd	Educational Equipment, Materials and Supplies	2	124,326.00
China	Northern International Holding Co Ltd	Published Products	1	335,198.00
China	Qingdao Biomate Food Stuff	Formulas and products for nutritional support	1	38,865.00
China	Qingdao Mehel International	Medical Equipment and Accessories and Supplies	2	322,003.00
China	Shanghai Kehua Bio-Engineering Co	Medical Equipment and Accessories and Supplies	2	321,049.00
China	Shanghai Pentagonal Mart Co Ltd	Tools and General Machinery	2	1,236,974.00
China	Tianjin Wantex Import And Export	Educational Equipment, Materials and Supplies	3	1,378,744.00
China	Tianjin Yorkool International	Medical Equipment and Accessories and Supplies	1	8,905,684.00
China	Top Sources Trading Ltd	Educational Equipment, Materials and Supplies	3	1,271,417.00
China	Top Sources Trading Ltd	Published Products	2	845,791.00
China	Xinjiang Int. Econ. Cooperation Corp	Structures and Building and Manufacturing Components	2	2,101,856.00
China	Zhejiang Daji Medical Instruments Co Ltd	Medical Equipment and Accessories and Supplies	1	37,269.00
Colombia	Impresol Ediciones	Published Products	1	35,062.00
Comoros	Graphica Imprimerie	Published Products	1	90,299.00
Comoros	Laser Communication	Published Products	1	73,621.00
Comoros	Techniques Modernes	Tools and General Machinery	1	141,893.00
Croatia	Print Centar Krapina D.O.O.	Published Products	1	31,583.00
Cuba	Damps	Published Products	1	45,455.00
Cuba	Ire Productions Inc	Published Products	1	54,211.00
Cuba	Lindmed Trade SL	Laboratory and Measuring and Observing and Testing Equipment	1	102,350.00
Cuba	Molinos Trade SA	Published Products	1	84,459.00
Cuba	Reductores CuAtat SA	Tools and General Machinery	1	231,532.00
Cyprus	Remedica Ltd	Pharmaceuticals incl. Contraceptives and Vaccines	5	5,267,358.00
Czech Republic	Papirny Bmo AS	Educational Equipment, Materials and Supplies	1	177,803.00
Czech Republic	Papirny Bmo AS	Medical Equipment and Accessories and Supplies	2	113,851.00

\* For security and privacy reasons, the name of the supplier is not displayed when it includes the name of an individual.



AGENCY	Location of Supplier	Name of Supplier	Description of Goods	#POs	Total Value of POs (USD)
	<b>UNICEF continued</b>				
Czech Republic		Papirny Brno AS	Published Products	1	65,756.00
Dem. People's Rep. of Korea		Dandong Xin Xin Trade Co Ltd	Published Products	1	211,268.00
Dem. People's Rep. of Korea		Hongkong Miaoxin Internationa Trading Co Ltd	Motor Vehicles and Parts, Accessories and Components	1	94,993.00
Dem. People's Rep. of Korea		Korea Chimyoung Trading Corporation	Structures and Building and Manufacturing Components	1	51,308.00
Dem. People's Rep. of Korea		Korea Eurasia Trading Co	Fuels, Fuel Additives, Lubricants and Anti corrosive Materials	1	405,921.00
Dem. People's Rep. of Korea		Korea Eurasia Trading Co	Structures and Building and Manufacturing Components	1	94,520.00
Dem. People's Rep. of Korea		Korea Junma Trading Company	Published Products	1	44,133.00
Dem. People's Rep. of Korea		Korea Natural Stone Processing	Structures and Building and Manufacturing Components	1	539,338.00
Dem. People's Rep. of Korea		Korea Oryun General Trading Co	Structures and Building and Manufacturing Components	1	36,087.00
Dem. People's Rep. of Korea		Korea Ryeonghun Technology J.V.Co	Published Products	1	39,680.00
Dem. People's Rep. of Korea		Meisho Yokoh CoLtd	Published Products	1	92,051.00
Democratic Rep. of the Congo		Adneyd	Published Products	2	181,532.00
Democratic Rep. of the Congo		Beta For	Published Products	1	43,100.00
Democratic Rep. of the Congo		Bilem Impressions	Published Products	1	140,073.00
Democratic Rep. of the Congo		CFAO Motors (Ex-Afrima)	Motor Vehicles and Parts, Accessories and Components	1	34,935.00
Democratic Rep. of the Congo		Congo Store Sprl/Mbuji mayi	Apparel and Luggage and Personal Care Products	1	30,041.00
Democratic Rep. of the Congo		Department For International Development (DFID)	Office Equipment and Accessories and Supplies	1	112,810.00
Democratic Rep. of the Congo		Edinoki	Apparel and Luggage and Personal Care Products	1	33,835.00
Democratic Rep. of the Congo		Engen DRC	Fuels, Fuel Additives, Lubricants and Anti corrosive Materials	1	74,538.00
Democratic Rep. of the Congo		Etablissement Munganga Chigoho	Apparel and Luggage and Personal Care Products	1	42,500.00
Democratic Rep. of the Congo		Ets A.B.S. Mamry/Kalemie	Fuels, Fuel Additives, Lubricants and Anti corrosive Materials	1	35,610.00
Democratic Rep. of the Congo		Ets Alkam / Mbuji Mayi	Fuels, Fuel Additives, Lubricants and Anti corrosive Materials	1	35,312.00
Democratic Rep. of the Congo		Ets Glodi	Fuels, Fuel Additives, Lubricants and Anti corrosive Materials	1	62,873.00
Democratic Rep. of the Congo		Ets Kivu Motor	Motor Vehicles and Parts, Accessories and Components	1	52,162.00
Democratic Rep. of the Congo		Kv Ndamwenge	Apparel and Luggage and Personal Care Products	1	32,400.00
Democratic Rep. of the Congo		Ets Saaid / Lubumbashi	Educational Equipment, Materials and Supplies	1	37,800.00
Democratic Rep. of the Congo		Ets Saaid / Lubumbashi	Medical Equipment and Accessories and Supplies	1	41,250.00
Democratic Rep. of the Congo		Gloria Rdc Sprl/Mbuji Mayi	Fuels, Fuel Additives, Lubricants and Anti corrosive Materials	1	81,762.00
Democratic Rep. of the Congo		Instaprint	Published Products	1	1,016,911.00
Democratic Rep. of the Congo		Kinpress (Imprimerie Typo-Ofset)	Published Products	1	117,091.00
Democratic Rep. of the Congo		Kv Computer Services	Published Products	1	419,322.00
Democratic Rep. of the Congo		Maison ML	Apparel and Luggage and Personal Care Products	2	213,472.00
Democratic Rep. of the Congo		Maison ML	Medical Equipment and Accessories and Supplies	1	42,000.00
Democratic Rep. of the Congo		Maison ML	Tools and General Machinery	1	31,128.00
Democratic Rep. of the Congo		Maison Muchepe / Kalemie	Published Products	1	54,000.00
Democratic Rep. of the Congo		Prodimpex	Motor Vehicles and Parts, Accessories and Components	2	813,900.00
Democratic Rep. of the Congo		Prodimpex	Office Equipment and Accessories and Supplies	1	52,298.00
Democratic Rep. of the Congo		Quincaillerie Galaxy	Tools and General Machinery	1	89,896.00
Democratic Rep. of the Congo		Roto Moulders Ltd.	Tools and General Machinery	1	63,000.00
Democratic Rep. of the Congo		Station Nazareth	Fuels, Fuel Additives, Lubricants and Anti corrosive Materials	1	72,816.00
Democratic Rep. of the Congo		Total Congo/Fina	Fuels, Fuel Additives, Lubricants and Anti corrosive Materials	1	37,826.00
Denmark		Albe Emballage A/S	Tools and General Machinery	1	32,323.00
Denmark		Ambu A/S	Medical Equipment and Accessories and Supplies	1	1,053,242.00
Denmark		Atea A/S	Information Technology Broadcasting and Telecommunications	3	8,291,290.00
Denmark		Atea A/S	Office Equipment and Accessories and Supplies	2	271,963.00
Denmark		Atlet Danmark A/S	Tools and General Machinery	1	84,189.00
Denmark		Boss Co Aps	Office Equipment and Accessories and Supplies	1	93,359.00
Denmark		Boxon A/S	Educational Equipment, Materials and Supplies	1	103,680.00
Denmark		Boxon A/S	Medical Equipment and Accessories and Supplies	1	196,880.00
Denmark		Canon Danmark A/S	Office Equipment and Accessories and Supplies	1	263,733.00
Denmark		Copenhagen Global A/S	Motor Vehicles and Parts, Accessories and Components	1	142,425.00
Denmark		Danimex Communication A/S	Information Technology Broadcasting and Telecommunications	2	494,226.00
Denmark		Dansk Traemballage A/S	Tools and General Machinery	2	90,674.00
Denmark		DSM Nutritional Products A/S	Formulas and products for nutritional support	1	5,256,905.00
Denmark		Garmin Danmark A/S	Information Technology Broadcasting and Telecommunications	1	33,189.00
Denmark		Garmin Danmark A/S	Tools and General Machinery	1	104,133.00
Denmark		Gemini Koncept Huset A/S	Published Products	1	313,722.00
Denmark		H Jessen JA/Yrgensen A/S	Medical Equipment and Accessories and Supplies	1	1,030,305.00
Denmark		Hach Lange A/S	Tools and General Machinery	1	32,195.00
Denmark		Johs. Gram-Hanssen A/S	Medical Equipment and Accessories and Supplies	1	59,657.00
Denmark		Johs. Gram-Hanssen A/S	Office Equipment and Accessories and Supplies	1	35,745.00
Denmark		Johs. Gram-Hanssen A/S	Tools and General Machinery	1	137,159.00
Denmark		Kjaer Group A/S	Motor Vehicles and Parts, Accessories and Components	1	1,539,513.00
Denmark		Kronlein Import & Export Agencies	Formulas and products for nutritional support	1	289,817.00
Denmark		Lyreco A/S	Educational Equipment, Materials and Supplies	1	49,774.00
Denmark		Metric Industrial A/S	Medical Equipment and Accessories and Supplies	1	226,047.00
Denmark		Peter Justesen Co A/S	Information Technology Broadcasting and Telecommunications	3	333,799.00
Denmark		Peter Justesen Co A/S	Office Equipment and Accessories and Supplies	1	35,264.00
Denmark		Scan Office A/S	Office Equipment and Accessories and Supplies	1	89,415.00
Denmark		Sitecore Danmark	Information Technology Broadcasting and Telecommunications	1	94,631.00
Denmark		Smith & Nephew A/S	Pharmaceuticals incl. Contraceptives and Vaccines	1	362,486.00
Denmark		Stark Frederiksberg	Tools and General Machinery	1	73,202.00
Denmark		Statens Serum Institut	Pharmaceuticals incl. Contraceptives and Vaccines	1	271,014.00
Denmark		Still Danmark A/S	Tools and General Machinery	1	128,009.00
Denmark		Vestfrost A/S	Medical Equipment and Accessories and Supplies	2	1,564,618.00
Dominican Republic		Comercial Figueroa SRL	Tools and General Machinery	1	40,480.00
Dominican Republic		Vitaset SA	Formulas and products for nutritional support	1	1,749,185.00
Ecuador		Colismet S.A. Import & Export	Educational Equipment, Materials and Supplies	1	46,117.00
Egypt		Al Anham Commercial Press	Published Products	1	53,400.00
Egypt		Arx Egypt	Information Technology Broadcasting and Telecommunications	1	245,682.00
Egypt		Educational Supplies Co	Office Equipment and Accessories and Supplies	1	103,234.00
Egypt		Metropole-Advanced Printing Facilt	Published Products	1	50,983.00
Egypt		Nablco	Office Equipment and Accessories and Supplies	1	102,795.00
Egypt		Pharma Trade International	Information Technology Broadcasting and Telecommunications	1	71,767.00
Egypt		Vocational Training Center Sohag	Office Equipment and Accessories and Supplies	1	53,580.00
El Salvador		Impresos Multiples. SA De C.V.	Published Products	1	69,985.00
Equatorial Guinea		M.G.M Multicervicos	Published Products	1	86,311.00
Ethiopia		Addis Vision Learning Materials Manufacturing (Avlmmm)	Educational Equipment, Materials and Supplies	1	49,708.00
Ethiopia		Adib Development PLC	Motor Vehicles and Parts, Accessories and Components	1	244,327.00
Ethiopia		Africa Printing PLC	Published Products	1	163,214.00
Ethiopia		Alta Computec PLC	Information Technology Broadcasting and Telecommunications	1	364,332.00
Ethiopia		Andenet Trading & Printers Pvt Ltd	Medical Equipment and Accessories and Supplies	1	48,533.00
Ethiopia		Bags Family Construction	Structures and Building and Manufacturing Components	1	65,529.00
Ethiopia		Birtukan Tsegaye Yilma	Educational Equipment, Materials and Supplies	1	230,740.00
Ethiopia		Birtukan Tsegaye Yilma	Medical Equipment and Accessories and Supplies	1	38,453.00
Ethiopia		Central Printing Press Plc	Medical Equipment and Accessories and Supplies	1	42,933.00
Ethiopia		Central Printing Press Plc	Published Products	1	42,603.00
Ethiopia		Chamber Printing House Plc.	Medical Equipment and Accessories and Supplies	1	34,720.00
Ethiopia		D.H. Geda Blanket Factory PLC	Medical Equipment and Accessories and Supplies	1	84,945.00
Ethiopia		Double S Business Group	Structures and Building and Manufacturing Components	2	178,207.00
Ethiopia		Fares Stationery Shop	Educational Equipment, Materials and Supplies	1	51,502.00
Ethiopia		Gellaty Hankey & Co	Office Equipment and Accessories and Supplies	1	65,961.00
Ethiopia		HaGBes P. L. C.	Motor Vehicles and Parts, Accessories and Components	1	53,368.00
Ethiopia		Helena Soap Factory	Structures and Building and Manufacturing Components	1	62,613.00
Ethiopia		Hilina Enriched Foods PLC	Formulas and products for nutritional support	1	3,086,943.00
Ethiopia		Himilo Home & Office Furniture	Office Equipment and Accessories and Supplies	1	119,210.00
Ethiopia		I.M.A Trading	Information Technology Broadcasting and Telecommunications	2	96,854.00
Ethiopia		ICM Communication PLC	Published Products	1	109,655.00
Ethiopia		Kaluworks Ethiopia PLC	Formulas and products for nutritional support	1	36,168.00
Ethiopia		Libya Oil Ethiopia Limited	Fuels, Fuel Additives, Lubricants and Anti corrosive Materials	1	41,574.00
Ethiopia		Maky TX Trading	Educational Equipment, Materials and Supplies	1	441,463.00
Ethiopia		Master Printing Press PLC	Published Products	1	83,930.00
Ethiopia		National Oil Ethiopia PLC (NOC)	Fuels, Fuel Additives, Lubricants and Anti corrosive Materials	1	175,685.00
Ethiopia		Oasis Abyssinia PLC	Apparel and Luggage and Personal Care Products	1	63,239.00
Ethiopia		Oasis Abyssinia PLC	Structures and Building and Manufacturing Components	1	113,775.00

\* For security and privacy reasons, the name of the supplier is not displayed when it includes the name of an individual.

AGENCY				Total Value of POs (USD)
Location of Supplier	Name of Supplier	Description of Goods	#POs	
UNICEF continued				
Ethiopia	Pharmaceuticals Fund And Supply Agency	Medical Equipment and Accessories and Supplies	1	30,699.00
Ethiopia	Progress Garment & Import Interpris	Apparel and Luggage and Personal Care Products	1	93,568.00
Ethiopia	Quality General Metal & Wood Work S	Office Equipment and Accessories and Supplies	1	39,242.00
Ethiopia	Rehobot Printers PLC	Published Products	2	199,506.00
Ethiopia	Rift Valley Water Technology PLC	Tools and General Machinery	1	43,640.00
Ethiopia	Saiba General Trading Llc	Information Technology Broadcasting and Telecommunications	1	34,334.00
Ethiopia	Saiba General Trading Llc	Office Equipment and Accessories and Supplies	1	49,249.00
Ethiopia	Senite Liyuwork And Melaku Teaching Material H/S/M	Educational Equipment, Materials and Supplies	1	48,428.00
Ethiopia	Shoa Supermarket	Formulas and products for nutritional support	1	34,388.00
Ethiopia	Snap Trading and Industry	Office Equipment and Accessories and Supplies	1	136,435.00
Ethiopia	Technology Systems & Solutions PLC	Information Technology Broadcasting and Telecommunications	1	149,360.00
Ethiopia	Total Ethiopia Share Co	Fuels, Fuel Additives, Lubricants and Anti corrosive Materials	1	190,837.00
Ethiopia	United Printers PLC	Published Products	1	32,925.00
Finland	AB Crown Products Oy	Educational Equipment, Materials and Supplies	1	571,981.00
Finland	Ani Labsystems Ltd Oy	Medical Equipment and Accessories and Supplies	1	134,670.00
Finland	Naps Systems Oy	Information Technology Broadcasting and Telecommunications	1	219,668.00
Finland	Nira Pumps Oy	Tools and General Machinery	1	42,619.00
Finland	Porkka Finland Oy	Medical Equipment and Accessories and Supplies	3	631,528.00
Finland	Sademan Oy	Formulas and products for nutritional support	1	523,311.00
Finland	Verseidag Ballistic Protection Oy	Apparel and Luggage and Personal Care Products	1	51,432.00
France	Africasons SAS	Pharmaceuticals incl. Contraceptives and Vaccines	1	741,283.00
France	Agencinox	Medical Equipment and Accessories and Supplies	1	165,565.00
France	Apelem Groupe Dms	Medical Equipment and Accessories and Supplies	1	2,396,735.00
France	Comite Francais Pour L'Unicef	Formulas and products for nutritional support	1	55,103.00
France	G Feron E De Clebsattel SA	Office Equipment and Accessories and Supplies	1	402,744.00
France	Hachette Livre International	Published Products	1	45,919.00
France	IEC Telecom	Information Technology Broadcasting and Telecommunications	1	486,418.00
France	Iris Instruments	Tools and General Machinery	1	84,933.00
France	Labaronne-Citaf SAS	Tools and General Machinery	1	594,718.00
France	Laboratoire Renaudin	Pharmaceuticals incl. Contraceptives and Vaccines	5	1,357,009.00
France	Médecins Sans FrontiA res	Medical Equipment and Accessories and Supplies	1	1,317,703.00
France	Médecins Sans FrontiA res	Published Products	1	248,926.00
France	Mp Biomedicals Sarl	Medical Equipment and Accessories and Supplies	1	32,933.00
France	Nutriset SAS	Formulas and products for nutritional support	3	74,316,490.00
France	Nutriset SAS	Pharmaceuticals incl. Contraceptives and Vaccines	1	1,846,509.00
France	Panpharma SA	Pharmaceuticals incl. Contraceptives and Vaccines	2	368,223.00
France	Pronal SA	Tools and General Machinery	1	234,917.00
France	Sanofi Pasteur	Pharmaceuticals incl. Contraceptives and Vaccines	2	97,098,348.00
France	Savonnerie De L'Atlantique	Apparel and Luggage and Personal Care Products	1	261,647.00
France	Sofip Export	Educational Equipment, Materials and Supplies	2	672,416.00
France	Sofip Export	Office Equipment and Accessories and Supplies	1	663,795.00
France	Sovema	Tools and General Machinery	1	113,150.00
France	Vergnet Hydro	Tools and General Machinery	1	1,910,846.00
France	Zhendre SA	Medical Equipment and Accessories and Supplies	3	925,259.00
Gabon	G4S-Gabon Secure Solutions S.A.	Apparel and Luggage and Personal Care Products	1	57,797.00
Gabon	Medilab	Medical Equipment and Accessories and Supplies	1	34,780.00
Georgia	Esabi Ltd	Information Technology Broadcasting and Telecommunications	1	66,102.00
Georgia	Millennium Office Ltd	Educational Equipment, Materials and Supplies	1	159,787.00
Germany	Abbott GmbH & Co KG	Laboratory and Measuring and Observing and Testing Equipment	1	50,831.00
Germany	Abbott GmbH & Co KG	Medical Equipment and Accessories and Supplies	1	122,254.00
Germany	Asantys Systems GmbH	Tools and General Machinery	1	41,965.00
Germany	B Braun Melsungen AG	Pharmaceuticals incl. Contraceptives and Vaccines	4	1,455,034.00
Germany	Boss Pro-Tec GmbH	Tools and General Machinery	1	45,935.00
Germany	Chempatex Medizinische	Formulas and products for nutritional support	1	1,313,119.00
Germany	Chempatex Medizinische	Medical Equipment and Accessories and Supplies	2	1,948,862.00
Germany	Copack GmbH	Medical Equipment and Accessories and Supplies	1	74,052.00
Germany	Ernst Klett Vertriebsgesellschaft M	Educational Equipment, Materials and Supplies	1	46,610.00
Germany	Fleischhacker GmbH & Co KG	Medical Equipment and Accessories and Supplies	7	406,501.00
Germany	Fleischhacker GmbH & Co KG	Tools and General Machinery	1	42,657.00
Germany	GTZ GmbH	Laboratory and Measuring and Observing and Testing Equipment	2	349,064.00
Germany	GTZ GmbH	Medical Equipment and Accessories and Supplies	1	339,169.00
Germany	Gwe Pumpenboese GmbH	Tools and General Machinery	1	40,705.00
Germany	Helm Medical GmbH	Medical Equipment and Accessories and Supplies	1	3,660,462.00
Germany	Henke-Sass Wolf GmbH	Medical Equipment and Accessories and Supplies	3	628,252.00
Germany	Herlitz Pbs Ag	Educational Equipment, Materials and Supplies	1	31,995.00
Germany	Hexal AG	Pharmaceuticals incl. Contraceptives and Vaccines	1	177,298.00
Germany	KBI Kunststoffbeutel Produktions GmbH & Co	Pharmaceuticals incl. Contraceptives and Vaccines	1	2,191,074.00
Germany	KD Medical GmbH Hospital Products	Medical Equipment and Accessories and Supplies	3	1,230,767.00
Germany	Kirsch Pharma GmbH	Pharmaceuticals incl. Contraceptives and Vaccines	1	240,047.00
Germany	Lomapharm, Rudolf Lohmann GmbH KG	Pharmaceuticals incl. Contraceptives and Vaccines	2	6,743,392.00
Germany	Medicon Eg	Medical Equipment and Accessories and Supplies	1	67,894.00
Germany	Motorenfabrik Hatz GmbH & Co Kg	Tools and General Machinery	1	73,060.00
Germany	MSJ GmbH	Formulas and products for nutritional support	2	4,213,221.00
Germany	Partec GmbH	Laboratory and Measuring and Observing and Testing Equipment	1	361,327.00
Germany	Phaesun GmbH	Medical Equipment and Accessories and Supplies	1	240,895.00
Germany	Promens Packaging GmbH	Tools and General Machinery	1	2,515,547.00
Germany	Rotexmedica GmbH	Pharmaceuticals incl. Contraceptives and Vaccines	2	289,063.00
Germany	Rudolf Riester GmbH	Medical Equipment and Accessories and Supplies	1	250,150.00
Germany	Seca GmbH & Co KG	Formulas and products for nutritional support	1	4,587,673.00
Germany	Smurfit Kappa GmbH	Tools and General Machinery	1	623,340.00
Germany	Smurfit Kappa Wellpappenwerk Waren	Tools and General Machinery	1	77,081.00
Germany	Solar23 GmbH	Tools and General Machinery	1	321,614.00
Germany	Speedliner Mobility GmbH	Motor Vehicles and Parts, Accessories and Components	1	205,407.00
Germany	Troge Medical GmbH	Medical Equipment and Accessories and Supplies	3	251,411.00
Ghana	Ahenfie Furniture Works	Office Equipment and Accessories and Supplies	1	33,003.00
Ghana	Buck Press Ltd	Published Products	1	38,672.00
Ghana	Callprint Ltd	Published Products	1	70,186.00
Ghana	Cool Keep Trading Agency	Tools and General Machinery	1	38,919.00
Ghana	Descraft Services Ltd	Published Products	2	164,377.00
Ghana	God Shadow Enterprise	Tools and General Machinery	1	46,216.00
Ghana	Hardcopy Ltd	Published Products	1	45,332.00
Ghana	Oye Ewuradze Furniture Wks.	Office Equipment and Accessories and Supplies	1	36,166.00
Ghana	P. Wardson Furniture Works	Office Equipment and Accessories and Supplies	1	58,126.00
Ghana	Royal Crown Press Ltd	Published Products	1	128,647.00
Ghana	Select Business Solutions	Published Products	2	90,312.00
Ghana	Type	Published Products	1	198,997.00
Greece	Demo SA Pharmaceutical Industry	Pharmaceuticals incl. Contraceptives and Vaccines	3	2,211,127.00
Guatemala	Abbott Laboratorios SA	Pharmaceuticals incl. Contraceptives and Vaccines	1	1,116,785.00
Guatemala	Cofino Stahl, S.A.	Motor Vehicles and Parts, Accessories and Components	1	42,400.00
Guatemala	Grupo Nacional De Constructores Y Consultores	Tools and General Machinery	1	72,920.00
Guatemala	Servicom De Guatemala, SA	Information Technology Broadcasting and Telecommunications	1	39,773.00
Guinea	Association Tinkisso Eau Nutrition	Apparel and Luggage and Personal Care Products	1	61,912.00
Guinea	E-C & F	Educational Equipment, Materials and Supplies	1	30,069.00
Guinea	Hotimex	Office Equipment and Accessories and Supplies	1	34,756.00
Guinea	Savonnerie Alpha - Sa	Apparel and Luggage and Personal Care Products	1	44,150.00
Guinea	Total Guinee	Fuels, Fuel Additives, Lubricants and Anti corrosive Materials	1	88,820.00
Guinea	Total Guinee	Office Equipment and Accessories and Supplies	1	49,874.00
Guinea-Bissau	Inacep	Published Products	1	40,401.00
Guinea-Bissau	Petromar	Fuels, Fuel Additives, Lubricants and Anti corrosive Materials	1	42,977.00
Haiti	Acra Petionville	Apparel and Luggage and Personal Care Products	1	201,177.00
Haiti	Acra Petionville	Educational Equipment, Materials and Supplies	1	84,207.00
Haiti	Ateliers Beaufrand	Educational Equipment, Materials and Supplies	1	65,072.00
Haiti	Ator/Les Ateliers Oreste	Educational Equipment, Materials and Supplies	1	76,853.00
Haiti	Compagnie De Distribution	Pharmaceuticals incl. Contraceptives and Vaccines	1	38,736.00
Haiti	Compagnie De Distribution	Tools and General Machinery	2	109,731.00

\* For security and privacy reasons, the name of the supplier is not displayed when it includes the name of an individual.

AGENCY	Location of Supplier	Name of Supplier	Description of Goods	#POs	Total Value of POs (USD)
UNICEF continued	Haiti	Delog Services	Published Products	1	35,130.00
	Haiti	Ecole Vision Nouvelle	Educational Equipment, Materials and Supplies	1	67,998.00
	Haiti	Editions Des Antilles	Published Products	1	39,742.00
	Haiti	Fondation Tipa Tipa	Educational Equipment, Materials and Supplies	1	75,999.00
	Haiti	Institut Du Bien-être Social Et De Recherches	Educational Equipment, Materials and Supplies	1	540,987.00
	Haiti	Meds & Food For Kids In Haiti	Formulas and products for nutritional support	1	650,236.00
	Haiti	Total Haiti SA	Apparel and Luggage and Personal Care Products	1	40,313.00
	Haiti	Total Haiti SA	Fuels, Fuel Additives, Lubricants and Anti corrosive Materials	2	70,909.00
	Honduras	Centromatic S. A.	Information Technology Broadcasting and Telecommunications	1	46,359.00
	Hungary	Pannonpharma Pharmaceutical Ltd	Pharmaceuticals incl. Contraceptives and Vaccines	1	76,592.00
	India	Ajanta Pharma Ltd	Pharmaceuticals incl. Contraceptives and Vaccines	1	2,595,315.00
	India	Ajay Industrial Corporation	Tools and General Machinery	2	670,655.00
	India	Alkem Laboratories Ltd	Pharmaceuticals incl. Contraceptives and Vaccines	2	234,943.00
	India	AOV International	Medical Equipment and Accessories and Supplies	1	246,217.00
	India	Apex International	Medical Equipment and Accessories and Supplies	2	442,633.00
	India	Aurobindo Pharma Ltd	Pharmaceuticals incl. Contraceptives and Vaccines	1	22,884,420.00
	India	Bafna Pharmaceuticals Ltd	Pharmaceuticals incl. Contraceptives and Vaccines	1	76,379.00
	India	Biological E Ltd	Pharmaceuticals incl. Contraceptives and Vaccines	2	49,826,410.00
	India	Blow Kings	Medical Equipment and Accessories and Supplies	1	1,115,349.00
	India	Cadila Pharmaceuticals Ltd	Pharmaceuticals incl. Contraceptives and Vaccines	1	82,000.00
	India	Calibre Chemicals Pvt Ltd	Formulas and products for nutritional support	1	330,620.00
	India	Cipla Ltd	Pharmaceuticals incl. Contraceptives and Vaccines	5	11,694,815.00
	India	Cj Living	Office Equipment and Accessories and Supplies	1	32,093.00
	India	Compact India Pvt Ltd	Formulas and products for nutritional support	1	3,478,491.00
	India	Digamber Stationers	Information Technology Broadcasting and Telecommunications	1	36,500.00
	India	FDC Ltd	Pharmaceuticals incl. Contraceptives and Vaccines	3	391,276.00
	India	Future World Retail Pvt Ltd	Information Technology Broadcasting and Telecommunications	1	30,940.00
	India	Galentic Pharma (India) Pvt Ltd	Pharmaceuticals incl. Contraceptives and Vaccines	3	931,622.00
	India	Garg Sports International	Educational Equipment, Materials and Supplies	1	57,509.00
	India	Good Luck Steel Tubes Ltd	Tools and General Machinery	1	262,000.00
	India	Haffkine Bio-Pharmaceutical Corporation	Pharmaceuticals incl. Contraceptives and Vaccines	1	55,128,852.00
	India	Hetero Labs Ltd	Pharmaceuticals incl. Contraceptives and Vaccines	1	25,545,439.00
	India	Hindustan Plastics	Educational Equipment, Materials and Supplies	1	60,883.00
	India	Hindustan Syringes & Medical	Medical Equipment and Accessories and Supplies	2	9,294,168.00
	India	Indo-Dane Textile Industries Pvt Ltd	Structures and Building and Manufacturing Components	1	322,936.00
	India	Intas Pharmaceuticals Ltd	Pharmaceuticals incl. Contraceptives and Vaccines	3	759,058.00
	India	Ipsca Laboratories Ltd	Pharmaceuticals incl. Contraceptives and Vaccines	4	4,804,254.00
	India	J Mitra & Co Ltd	Medical Equipment and Accessories and Supplies	2	176,919.00
	India	Kanam Latex Industries Pvt Ltd	Medical Equipment and Accessories and Supplies	1	305,472.00
	India	Karishma Enterprises	Medical Equipment and Accessories and Supplies	1	33,269.00
	India	KK Nag Ltd	Tools and General Machinery	1	2,054,138.00
	India	Landmark Outdoor Media	Published Products	1	49,498.00
	India	M/S Surya Surgical Industries	Medical Equipment and Accessories and Supplies	1	77,343.00
	India	Macleods Pharmaceuticals Limited	Pharmaceuticals incl. Contraceptives and Vaccines	1	65,844.00
	India	MBI Kits International	Formulas and products for nutritional support	1	208,538.00
	India	Medicare Industries	Tools and General Machinery	1	917,118.00
	India	Medopharm	Pharmaceuticals incl. Contraceptives and Vaccines	8	1,989,176.00
	India	Mepro Pharmaceuticals Pvt Ltd	Pharmaceuticals incl. Contraceptives and Vaccines	2	136,941.00
	India	Micro Labs Ltd	Pharmaceuticals incl. Contraceptives and Vaccines	9	12,459,098.00
	India	Milan Laboratories (India) Pvt Ltd	Pharmaceuticals incl. Contraceptives and Vaccines	1	972,900.00
	India	Mylan Laboratories Ltd	Pharmaceuticals incl. Contraceptives and Vaccines	1	38,170,309.00
	India	Narang Medical Ltd	Medical Equipment and Accessories and Supplies	1	30,450.00
	India	Navnirmiti Trust	Educational Equipment, Materials and Supplies	1	44,193.00
	India	New Dilip And Co	Published Products	1	315,289.00
	India	Nikhil Offset	Published Products	1	116,167.00
	India	Nutrivita Foods Pvt Ltd	Formulas and products for nutritional support	2	813,608.00
	India	Orchid Biomedical Systems	Medical Equipment and Accessories and Supplies	1	2,226,405.00
	India	Orlab Instruments Pvt Ltd	Tools and General Machinery	1	43,174.00
	India	Panacea Biotec Ltd	Pharmaceuticals incl. Contraceptives and Vaccines	1	701,752.00
	India	Parkash Woollen Industries	Structures and Building and Manufacturing Components	1	39,744.00
	India	Piramal Enterprises Ltd	Formulas and products for nutritional support	1	700,588.00
	India	Poddar Screen Printers	Published Products	1	267,793.00
	India	Premier Medical Corporation Ltd	Medical Equipment and Accessories and Supplies	2	1,737,715.00
	India	Priyanka (India) Pvt Ltd	Tools and General Machinery	1	300,402.00
	India	Ranbaxy Laboratories Ltd	Pharmaceuticals incl. Contraceptives and Vaccines	1	3,584,513.00
	India	Rayudu Laboratories Ltd	Medical Equipment and Accessories and Supplies	1	34,779.00
	India	Romsons International	Medical Equipment and Accessories and Supplies	2	155,288.00
	India	Sagar Electricals	Medical Equipment and Accessories and Supplies	1	42,284.00
	India	Salter India Ltd	Formulas and products for nutritional support	1	110,576.00
	India	Serum Institute Of India Ltd	Pharmaceuticals incl. Contraceptives and Vaccines	2	367,679,523.00
	India	Shantha Biotechnics Ltd	Pharmaceuticals incl. Contraceptives and Vaccines	1	429,400.00
	India	Sirmaxo Chemicals Pvt Ltd	Pharmaceuticals incl. Contraceptives and Vaccines	2	690,052.00
	India	Span Diagnostics Ltd	Medical Equipment and Accessories and Supplies	1	78,280.00
	India	Span Pumps Pvt Ltd	Tools and General Machinery	2	1,401,108.00
	India	Strides Aroclab Ltd	Pharmaceuticals incl. Contraceptives and Vaccines	1	2,285,699.00
	India	Suru International Pvt Ltd	Medical Equipment and Accessories and Supplies	1	113,586.00
	India	Sutures India Pvt Ltd	Medical Equipment and Accessories and Supplies	2	750,381.00
	India	Tagros Chemicals India Ltd	Medical Equipment and Accessories and Supplies	1	685,975.00
	India	Techno Relief Overseas India Pvt Ltd	Formulas and products for nutritional support	1	153,980.00
	India	Techno Relief Overseas India Pvt Ltd	Structures and Building and Manufacturing Components	1	157,079.00
	India	Techno Relief Overseas India Pvt Ltd	Tools and General Machinery	1	332,204.00
	India	Techno Tarp & Polymers Private Ltd	Structures and Building and Manufacturing Components	1	37,646.00
	India	United Poly Engineering Private Ltd	Medical Equipment and Accessories and Supplies	1	140,786.00
	India	Vandana Logistics	Structures and Building and Manufacturing Components	1	103,428.00
	India	VKA Polymers Pvt Ltd	Medical Equipment and Accessories and Supplies	1	3,901,820.00
	Indonesia	Aksara Buana Cv	Published Products	1	127,249.00
	Indonesia	CV Cahaya Mario	Tools and General Machinery	1	31,182.00
	Indonesia	PT Bio Farma (PERSERO)	Pharmaceuticals incl. Contraceptives and Vaccines	1	25,980,482.00
	Indonesia	PT Chitose Indonesia Manufacturing	Office Equipment and Accessories and Supplies	1	615,259.00
	Indonesia	PT Jayapura Jayapura	Tools and General Machinery	1	111,277.00
	Indonesia	Pt Multi Wahana Muda	Apparel and Luggage and Personal Care Products	1	51,420.00
	Indonesia	Toko Mubatar Jaya	Tools and General Machinery	1	212,993.00
	Indonesia	Toko Mujur	Tools and General Machinery	1	71,749.00
	Indonesia	UD Cipta Bangunan	Tools and General Machinery	1	180,388.00
	Iraq	Al Adham Engineering Services Co Ltd	Apparel and Luggage and Personal Care Products	1	61,850.00
	Iraq	Al Adham Engineering Services Co Ltd	Tools and General Machinery	2	179,620.00
	Iraq	Al Sami General Trade Co Ltd	Apparel and Luggage and Personal Care Products	2	1,478,276.00
	Iraq	Al Sami General Trade Co Ltd	Educational Equipment, Materials and Supplies	1	33,366.00
	Iraq	Al Sami General Trade Co Ltd	Office Equipment and Accessories and Supplies	1	30,111.00
	Iraq	Al Sami General Trade Co Ltd	Structures and Building and Manufacturing Components	2	174,400.00
	Iraq	Al Sami General Trade Co Ltd	Tools and General Machinery	3	348,380.00
	Iraq	Al-Rad Co	Tools and General Machinery	1	309,750.00
	Iraq	Al-Saafa	Apparel and Luggage and Personal Care Products	1	159,845.00
	Iraq	Al-Saafa	Published Products	1	30,030.00
	Iraq	Belad Al Nakhil Co	Tools and General Machinery	1	30,000.00
	Iraq	Busriyan Co	Structures and Building and Manufacturing Components	2	73,770.00
	Iraq	Busriyan Co	Tools and General Machinery	1	53,550.00
	Iraq	Cihan Group	Motor Vehicles and Parts, Accessories and Components	1	77,400.00
	Iraq	Dijla Bookshop Sahib Al Zubaidi	Published Products	1	51,780.00
	Iraq	East Gate For Library Services Ala Alramahi	Published Products	1	32,264.00
	Iraq	Gara Water Factory	Information Technology Broadcasting and Telecommunications	1	36,000.00
	Iraq	MAF Hypermarket LLC - Carrefour	Apparel and Luggage and Personal Care Products	1	893,740.00
	Ireland	Janssen Pharmaceutical	Pharmaceuticals incl. Contraceptives and Vaccines	1	318,929.00
	Ireland	Medentech Ltd	Tools and General Machinery	1	464,249.00
	Ireland	Ovelle Ltd	Pharmaceuticals incl. Contraceptives and Vaccines	1	214,835.00

\* For security and privacy reasons, the name of the supplier is not displayed when it includes the name of an individual.

2013 | Major purchase orders by UN organization

AGENCY	Location of Supplier	Name of Supplier	Description of Goods	#POs	Total Value of POs (USD)
UNICEF continued	Ireland	Tibotec Pharmaceuticals Ltd	Pharmaceuticals incl. Contraceptives and Vaccines	1	77,634.00
	Ireland	Trinity Biotech	Medical Equipment and Accessories and Supplies	1	702,191.00
	Israel	Edt E-Drive Technology	Motor Vehicles and Parts, Accessories and Components	1	45,331.00
	Israel	Orgenics Ltd	Laboratory and Measuring and Observing and Testing Equipment	2	3,504,632.00
	Israel	Orgenics Ltd	Medical Equipment and Accessories and Supplies	3	6,362,879.00
	Italy	Alfa Intes	Pharmaceuticals incl. Contraceptives and Vaccines	1	369,884.00
	Italy	Bellapharm SpA	Pharmaceuticals incl. Contraceptives and Vaccines	1	170,700.00
	Italy	Biologici Italia Laboratories SRL	Pharmaceuticals incl. Contraceptives and Vaccines	2	304,179.00
	Italy	Coelmo SRL	Tools and General Machinery	1	407,667.00
	Italy	Colombo Smart Plastic SpA	Medical Equipment and Accessories and Supplies	1	318,169.00
	Italy	Diasorin S.P.A.	Medical Equipment and Accessories and Supplies	1	50,246.00
	Italy	Euro Mec SRL	Tools and General Machinery	2	220,766.00
	Italy	Fazzini SRL	Formulas and products for nutritional support	1	355,743.00
	Italy	Fazzini SRL	Medical Equipment and Accessories and Supplies	4	4,719,594.00
	Italy	Ferrino & Co SpA	Structures and Building and Manufacturing Components	1	1,822,105.00
	Italy	Fulton Medicinali SpA	Pharmaceuticals incl. Contraceptives and Vaccines	3	400,186.00
	Italy	Ginevri SRL	Medical Equipment and Accessories and Supplies	1	50,985.00
	Italy	Ind Farm Galenica Senese SRL	Pharmaceuticals incl. Contraceptives and Vaccines	1	120,038.00
	Italy	Industria Farmaceutica Nova Argenti	Pharmaceuticals incl. Contraceptives and Vaccines	2	1,526,339.00
	Italy	Italtrader	Tools and General Machinery	1	38,339.00
	Italy	L Molteni & C Dei Fratelli Alitti Societa' Di Esercizio SpA	Pharmaceuticals incl. Contraceptives and Vaccines	1	135,732.00
	Italy	Novartis Vaccines and Diagnostics	Pharmaceuticals incl. Contraceptives and Vaccines	2	3,930,743.00
	Italy	Nuova Industrie Biscotti Crich SpA	Formulas and products for nutritional support	1	1,785,859.00
	Italy	Pharmatex Italia SRL	Pharmaceuticals incl. Contraceptives and Vaccines	2	468,801.00
	Italy	Saponerie M Fissi SpA	Apparel and Luggage and Personal Care Products	1	721,519.00
	Italy	World Food Programme UN Humanitarian Relief Depot	Apparel and Luggage and Personal Care Products	1	89,153.00
	Italy	World Food Programme UN Humanitarian Relief Depot	Motor Vehicles and Parts, Accessories and Components	2	421,234.00
	Jamaica	Toyota Jamaica Limited	Motor Vehicles and Parts, Accessories and Components	1	64,171.00
	Japan	Fujirebio Inc	Medical Equipment and Accessories and Supplies	1	66,858.00
	Japan	J Gerber & Co (Japan) Ltd	Motor Vehicles and Parts, Accessories and Components	1	3,487,695.00
	Japan	Japan BCG Laboratory	Pharmaceuticals incl. Contraceptives and Vaccines	1	4,691,976.00
	Japan	Nissan Trading Co Ltd	Motor Vehicles and Parts, Accessories and Components	4	2,779,461.00
	Japan	Sumitomo Chemical Co Ltd	Medical Equipment and Accessories and Supplies	1	136,000.00
	Japan	Toyota Motor Corporation	Motor Vehicles and Parts, Accessories and Components	1	1,845,923.00
	Japan	Toyota Tsusho Corporation	Motor Vehicles and Parts, Accessories and Components	1	196,455.00
	Japan	Toyota Tsusho Corporation	Office Equipment and Accessories and Supplies	1	53,712.00
	Jordan	Al Eqtasad Office Suppliers Est	Educational Equipment, Materials and Supplies	1	160,696.00
	Jordan	Al Marj Gas Station	Fuels, Fuel Additives, Lubricants and Anti corrosive Materials	1	34,999.00
	Jordan	Al-Baha Company for Caustic-Chlorine Industry	Tools and General Machinery	1	821,333.00
	Jordan	Amer Juma Trading Est	Apparel and Luggage and Personal Care Products	1	159,108.00
	Jordan	Arabian Office Automation Co	Office Equipment and Accessories and Supplies	1	33,907.00
	Jordan	Aref & Mohamed Lafi Contracting	Tools and General Machinery	1	181,965.00
	Jordan	Azrak Al-Sham Trading	Apparel and Luggage and Personal Care Products	1	1,905,071.00
	Jordan	Bashiti Amman West Stores	Apparel and Luggage and Personal Care Products	2	9,210,337.00
	Jordan	BC Grafix	Office Equipment and Accessories and Supplies	1	42,442.00
	Jordan	BC Grafix	Published Products	3	374,145.00
	Jordan	Beyond Art for Printing Services	Published Products	1	140,960.00
	Jordan	Ekil Al Ghar Pharmacy	Apparel and Luggage and Personal Care Products	1	65,767.00
	Jordan	General Computers & Electronics Co	Information Technology Broadcasting and Telecommunications	2	211,984.00
	Jordan	General Computers & Electronics Co	Office Equipment and Accessories and Supplies	1	49,294.00
	Jordan	Integrated Standard Solutions (Iss)	Information Technology Broadcasting and Telecommunications	1	36,234.00
	Jordan	Integrated Standard Solutions (Iss)	Office Equipment and Accessories and Supplies	1	38,387.00
	Jordan	Izzat Marji Group	Office Equipment and Accessories and Supplies	1	148,155.00
	Jordan	Jordan Petroleum Refinery Co	Fuels, Fuel Additives, Lubricants and Anti corrosive Materials	2	87,731.00
	Jordan	Maani & Partners Furniture Co	Educational Equipment, Materials and Supplies	1	392,542.00
	Jordan	Maani & Partners Furniture Co	Office Equipment and Accessories and Supplies	1	46,974.00
	Jordan	Mohamad Al-Absah & Partners Co	Apparel and Luggage and Personal Care Products	1	222,458.00
	Jordan	Munir Sukhtian Group	Apparel and Luggage and Personal Care Products	1	248,000.00
	Jordan	One Time Vendor - For Cph Only	Apparel and Luggage and Personal Care Products	1	41,200.00
	Jordan	Professional Advanced Infrastructur Solutions	Office Equipment and Accessories and Supplies	1	47,631.00
	Jordan	Regeneration Of Industries	Educational Equipment, Materials and Supplies	1	594,602.00
	Jordan	Regeneration Of Industries	Office Equipment and Accessories and Supplies	1	51,045.00
	Jordan	Roder Hts	Structures and Building and Manufacturing Components	1	1,211,306.00
	Jordan	Samama' A Office Supplier	Educational Equipment, Materials and Supplies	1	59,817.00
	Jordan	Security And Defense Technologies	Office Equipment and Accessories and Supplies	1	47,903.00
	Jordan	Specialized Company For Trade Services	Apparel and Luggage and Personal Care Products	1	3,584,965.00
	Jordan	Specialized Company For Trade Services	Information Technology Broadcasting and Telecommunications	1	38,898.00
	Jordan	Specialized Company For Trade Services	Pharmaceuticals incl. Contraceptives and Vaccines	1	428,730.00
	Jordan	Specialized Company For Trade Services	Tools and General Machinery	1	508,475.00
	Jordan	Tawlefeh Logistics Services	Apparel and Luggage and Personal Care Products	2	2,992,725.00
	Jordan	Transjordan Trading Co	Office Equipment and Accessories and Supplies	1	285,890.00
	Jordan	Universal Equipment Ltd	Motor Vehicles and Parts, Accessories and Components	1	143,785.00
	Kazakhstan	Gerona Print House	Published Products	1	33,586.00
	Kenya	Calourprint Ltd	Published Products	1	49,162.00
	Kenya	Davis & Shirriff Ltd	Tools and General Machinery	1	64,322.00
	Kenya	Delta Supplies 2000 (K) Ltd	Tools and General Machinery	1	53,261.00
	Kenya	Diamond Chemicals Ltd	Tools and General Machinery	1	45,051.00
	Kenya	East African Supplies & Logistics	Tools and General Machinery	1	215,000.00
	Kenya	Effective Micro Organisms Tech	Tools and General Machinery	1	42,750.00
	Kenya	English Press Ltd	Published Products	2	210,318.00
	Kenya	General Motors East Africa Ltd	Motor Vehicles and Parts, Accessories and Components	1	62,179.00
	Kenya	Hardware & Paints Ltd	Medical Equipment and Accessories and Supplies	1	47,102.00
	Kenya	Insta Products (EPZ) Ltd	Formulas and products for nutritional support	1	2,019,330.00
	Kenya	Laxmi Booksellers and Stationers Ltd	Published Products	1	144,262.00
	Kenya	Mitambo Tech Services Ltd	Information Technology Broadcasting and Telecommunications	1	66,079.00
	Kenya	Printfast Ltd	Published Products	1	327,759.00
	Kenya	Pumping Hydraulic Ltd	Tools and General Machinery	1	186,910.00
	Kenya	Ramco Printing Works Ltd	Published Products	1	37,832.00
	Kenya	Rayan Enterprises Limited	Fuels, Fuel Additives, Lubricants and Anti corrosive Materials	1	40,991.00
	Kenya	Securix Agencies (K) Ltd	Information Technology Broadcasting and Telecommunications	1	172,806.00
	Kenya	Securix Agencies (K) Ltd	Office Equipment and Accessories and Supplies	1	53,380.00
	Kenya	Spartan Relief Services Ltd	Apparel and Luggage and Personal Care Products	1	1,345,542.00
	Kenya	Techno Relief Services Ltd	Apparel and Luggage and Personal Care Products	2	655,635.00
	Kenya	Techno Relief Services Ltd	Educational Equipment, Materials and Supplies	4	546,339.00
	Kenya	Techno Relief Services Ltd	Formulas and products for nutritional support	1	385,339.00
	Kenya	Techno Relief Services Ltd	Medical Equipment and Accessories and Supplies	1	105,255.00
	Kenya	Techno Relief Services Ltd	Structures and Building and Manufacturing Components	4	1,098,686.00
	Kenya	Techno Relief Services Ltd	Tools and General Machinery	3	537,791.00
	Kenya	Technology Associates East Africa	Information Technology Broadcasting and Telecommunications	1	33,056.00
	Kenya	Toyota Kenya Ltd	Motor Vehicles and Parts, Accessories and Components	1	56,046.00
	Kenya	Ultra Equipment Ltd	Office Equipment and Accessories and Supplies	1	270,344.00
	Kenya	Universal Corporation Ltd	Pharmaceuticals incl. Contraceptives and Vaccines	3	647,345.00
	Kenya	Vaja'S Manufacturers Ltd	Apparel and Luggage and Personal Care Products	1	55,817.00
	Kyrgyzstan	Avtocentre Perekryostok Ltd	Motor Vehicles and Parts, Accessories and Components	1	46,112.00
	Kyrgyzstan	Baratova T. A., Pe	Educational Equipment, Materials and Supplies	1	78,065.00
	Kyrgyzstan	Jump Ltd	Information Technology Broadcasting and Telecommunications	1	30,161.00
	Kyrgyzstan	Kyrgyznebel Ltd	Educational Equipment, Materials and Supplies	1	235,556.00
	Kyrgyzstan	Mosnebel Ltd	Educational Equipment, Materials and Supplies	1	87,686.00
	Kyrgyzstan	St.Art Ltd	Educational Equipment, Materials and Supplies	1	391,162.00
	Kyrgyzstan	Umarbekova S.J., Pe	Educational Equipment, Materials and Supplies	1	57,340.00
	Lao People's Democratic Rep.	Bounsom Borehole	Tools and General Machinery	1	71,160.00
	Lao People's Democratic Rep.	Education State Printing Enterprise	Published Products	1	305,857.00
	Lao People's Democratic Rep.	Huangsockda Borehole	Tools and General Machinery	1	67,632.00
	Lao People's Democratic Rep.	Khamkhong Construction Co Ltd	Tools and General Machinery	1	111,233.00
	Lao People's Democratic Rep.	Provincial Health Department Savannakhet Province	Tools and General Machinery	1	57,220.00

\* For security and privacy reasons, the name of the supplier is not displayed when it includes the name of an individual.

AGENCY	Location of Supplier	Name of Supplier	Description of Goods	#POs	Total Value of POs (USD)
<b>UNICEF continued</b>					
Lebanon		Akil Bros	Apparel and Luggage and Personal Care Products	1	4,320,836.00
Lebanon		Akil Bros	Published Products	1	96,942.00
Lebanon		Al Houada Sari	Apparel and Luggage and Personal Care Products	2	1,833,242.00
Lebanon		Arab Printing Press Sal	Educational Equipment, Materials and Supplies	1	3,980,000.00
Lebanon		Bmb International Offshore Sal	Information Technology Broadcasting and Telecommunications	1	36,928.00
Lebanon		Dalal Steel Industries Sari	Medical Equipment and Accessories and Supplies	1	98,000.00
Lebanon		Dalal Steel Industries Sari	Structures and Building and Manufacturing Components	1	929,200.00
Lebanon		Dalal Steel Industries Sari	Tools and General Machinery	1	1,430,000.00
Lebanon		Dar El Kotob SAL	Published Products	2	79,079.00
Lebanon		Esri Lebanon	Information Technology Broadcasting and Telecommunications	1	30,025.00
Lebanon		Est. Georges Hawa For Agriculture A	Tools and General Machinery	1	40,255.00
Lebanon		European Shopping Center Sari	Apparel and Luggage and Personal Care Products	1	1,749,210.00
Lebanon		Fairco International Sal	Educational Equipment, Materials and Supplies	1	719,520.00
Lebanon		Fornaco	Medical Equipment and Accessories and Supplies	1	55,292.00
Lebanon		Formetal	Office Equipment and Accessories and Supplies	1	30,295.00
Lebanon		Haddad Enterprises	Apparel and Luggage and Personal Care Products	2	4,581,856.00
Lebanon		Haddad Enterprises	Medical Equipment and Accessories and Supplies	1	264,491.00
Lebanon		Innovative Solutions International	Medical Equipment and Accessories and Supplies	1	994,843.00
Lebanon		Jonatex Blanket & House Linen	Structures and Building and Manufacturing Components	1	56,500.00
Lebanon		K Fleifel Industrial Co	Educational Equipment, Materials and Supplies	2	926,200.00
Lebanon		Kama SAR.L.	Tools and General Machinery	1	50,000.00
Lebanon		Medco	Fuels, Fuel Additives, Lubricants and Anti corrosive Materials	1	206,469.00
Lebanon		Metalsyco Sal	Tools and General Machinery	2	289,420.00
Lebanon		Mohamed Al Baba	Structures and Building and Manufacturing Components	1	246,750.00
Lebanon		Naheed Al Khawaja	Structures and Building and Manufacturing Components	1	43,979.00
Lebanon		Pasteur Sari	Laboratory and Measuring and Observing and Testing Equipment	1	47,742.00
Lebanon		Pharmacists Medical Drugstore Sal	Pharmaceuticals incl. Contraceptives and Vaccines	1	570,000.00
Lebanon		PIMCO	Office Equipment and Accessories and Supplies	1	1,598,400.00
Lebanon		Professional Printing Solutions	Published Products	1	39,580.00
Lebanon		Rakha Textiles Sari	Structures and Building and Manufacturing Components	1	99,495.00
Lebanon		Somoplast	Tools and General Machinery	1	133,160.00
Lebanon		Younes Bros Sari	Office Equipment and Accessories and Supplies	1	1,722,590.00
Lebanon		Younes Bros Sari	Tools and General Machinery	1	477,368.00
Lebanon		Zizette Group Est	Apparel and Luggage and Personal Care Products	1	905,605.00
Liberia		Alternative Energy Inc	Information Technology Broadcasting and Telecommunications	1	149,679.00
Liberia		Besco Wood Work & Construction	Office Equipment and Accessories and Supplies	1	35,472.00
Liberia		Business System Solutions Inc	Published Products	1	83,502.00
Liberia		Cole Joe Wood Workshop	Office Equipment and Accessories and Supplies	1	34,316.00
Liberia		Dofamco Wood Industry & Constr Ent	Office Equipment and Accessories and Supplies	1	83,514.00
Liberia		Gbehzooh Wood Work Shop & Const	Office Equipment and Accessories and Supplies	1	51,528.00
Liberia		Kofi Armah Carpentry Shop	Office Equipment and Accessories and Supplies	1	72,621.00
Liberia		Lion Stationery Store	Office Equipment and Accessories and Supplies	1	37,339.00
Liberia		Lion Stationery Store	Published Products	1	47,967.00
Liberia		M & Y Enterprise	Published Products	1	32,138.00
Liberia		National Printers	Published Products	1	87,652.00
Liberia		Stella Maris Polytechnic	Educational Equipment, Materials and Supplies	1	167,365.00
Libya		Al Burje Printing & Publishing Co	Published Products	1	299,376.00
Luxembourg		Domestic Sari	Medical Equipment and Accessories and Supplies	6	8,158,710.00
Madagascar		Cominar	Office Equipment and Accessories and Supplies	1	49,799.00
Madagascar		Ecoprim Etude Conception Production Impression	Published Products	1	256,451.00
Madagascar		ETS Ib Services	Information Technology Broadcasting and Telecommunications	1	53,605.00
Madagascar		Eva Job	Published Products	1	50,681.00
Madagascar		Galana Distribution Petroliere Sa	Fuels, Fuel Additives, Lubricants and Anti corrosive Materials	1	30,611.00
Madagascar		Graphic Land	Published Products	1	31,183.00
Madagascar		Henri Fraise Fils & Cie	Motor Vehicles and Parts, Accessories and Components	1	397,079.00
Madagascar		Jovenna Madagascar	Fuels, Fuel Additives, Lubricants and Anti corrosive Materials	1	67,606.00
Madagascar		Madagascar Automobile	Motor Vehicles and Parts, Accessories and Components	1	611,111.00
Madagascar		Materiauto	Motor Vehicles and Parts, Accessories and Components	1	34,780.00
Madagascar		Mega Print	Published Products	1	87,505.00
Madagascar		Menuiserie D'Art	Office Equipment and Accessories and Supplies	1	48,190.00
Madagascar		Mye	Published Products	1	38,957.00
Madagascar		Newprint	Published Products	1	45,960.00
Madagascar		Niag Nouvelle Imprimerie Des Arts	Published Products	1	39,584.00
Madagascar		Sandrify Madagascar	Published Products	2	66,455.00
Madagascar		Sfoi - Freres Ocean Indien	Tools and General Machinery	1	30,127.00
Madagascar		Sicom - Ste D'Industrie Et De Comme	Published Products	1	47,612.00
Madagascar		Société JB	Formulas and products for nutritional support	1	2,210,435.00
Madagascar		Sodim	Educational Equipment, Materials and Supplies	1	34,220.00
Madagascar		Total Madagasikara	Fuels, Fuel Additives, Lubricants and Anti corrosive Materials	1	218,832.00
Madagascar		Toyota Rasseta	Motor Vehicles and Parts, Accessories and Components	1	31,929.00
Malawi		Best Sellers	Educational Equipment, Materials and Supplies	1	53,012.00
Malawi		Capital Furniture Co Ltd	Office Equipment and Accessories and Supplies	1	280,105.00
Malawi		Capital Printing Press	Published Products	1	112,540.00
Malawi		Design Printers	Published Products	1	181,245.00
Malawi		Faitani Offset Printers	Published Products	1	586,436.00
Malawi		Hardware Shopping Centre	Formulas and products for nutritional support	1	36,540.00
Malawi		M & G Industries	Office Equipment and Accessories and Supplies	1	411,810.00
Malawi		Mapanga Furniture Ltd	Office Equipment and Accessories and Supplies	1	706,640.00
Malawi		Mercantile International	Published Products	1	83,452.00
Malawi		Office Word	Educational Equipment, Materials and Supplies	1	67,819.00
Malawi		Osman Wholesalers	Motor Vehicles and Parts, Accessories and Components	1	158,116.00
Malawi		Project Peanut Butter	Formulas and products for nutritional support	1	1,193,724.00
Malawi		Total Malawi Ltd	Fuels, Fuel Additives, Lubricants and Anti corrosive Materials	1	245,442.00
Malawi		Valid Nutrition	Formulas and products for nutritional support	1	1,098,665.00
Malaysia		Acton International Ltd	Information Technology Broadcasting and Telecommunications	1	38,000.00
Malaysia		Fortitech Asia Pacific Sdn Bhd	Formulas and products for nutritional support	1	507,282.00
Malaysia		SM Pharmaceuticals Sdn Bhd	Pharmaceuticals incl. Contraceptives and Vaccines	1	648,631.00
Malaysia		Teknion Furniture Systems (M) Sdn Bhd	Office Equipment and Accessories and Supplies	2	530,414.00
Mali		CFAO Motors Mali	Motor Vehicles and Parts, Accessories and Components	1	140,270.00
Mali		Cledu Sport	Educational Equipment, Materials and Supplies	1	41,163.00
Mali		Compagnie Malienne Du Papier	Educational Equipment, Materials and Supplies	1	281,217.00
Mali		Damco Logistics Mali Sa	Tools and General Machinery	1	34,463.00
Mali		Djema Entreprise Sari	Office Equipment and Accessories and Supplies	1	150,725.00
Mali		Embalmail	Tools and General Machinery	1	32,847.00
Mali		Etablissements Modibo Diarra	Medical Equipment and Accessories and Supplies	1	71,321.00
Mali		Fatoumata Toure	Apparel and Luggage and Personal Care Products	1	60,607.00
Mali		Graphique Industrie	Published Products	2	155,832.00
Mali		Imprim Color	Published Products	1	933,475.00
Mali		Imprimerie Arcps	Published Products	1	35,436.00
Mali		Imprim-Services	Published Products	1	486,022.00
Mali		Name withheld for security reasons*	Educational Equipment, Materials and Supplies	1	313,097.00
Mali		Julie Pudlowski Consulting	Educational Equipment, Materials and Supplies	1	910,256.00
Mali		Julie Pudlowski Consulting	Published Products	1	113,190.00
Mali		Librairie Papeterie Du Soudan	Educational Equipment, Materials and Supplies	1	772,997.00
Mali		Librairie Papeterie Du Soudan	Office Equipment and Accessories and Supplies	1	162,212.00
Mali		Manutention Africaine Mali	Tools and General Machinery	1	84,574.00
Mali		Mas Imprim (Mamadou Alou Sangare)	Educational Equipment, Materials and Supplies	1	31,800.00
Mali		Ocidm Banta Sissoko	Published Products	1	853,240.00
Mali		Papeterie De L'Amitié	Educational Equipment, Materials and Supplies	1	47,351.00
Mali		Quincaillerie De La Paix	Apparel and Luggage and Personal Care Products	1	270,674.00
Mali		Quincaillerie De La Paix	Structures and Building and Manufacturing Components	2	247,211.00
Mali		Quincaillerie Ibrahimia Koita	Apparel and Luggage and Personal Care Products	1	58,047.00
Mali		Quincaillerie Ibrahimia Koita	Tools and General Machinery	1	69,555.00
Mali		Sodema	Apparel and Luggage and Personal Care Products	2	280,443.00
Mali		Tolmali - Sa	Formulas and products for nutritional support	1	51,227.00

\* For security and privacy reasons, the name of the supplier is not displayed when it includes the name of an individual.

AGENCY	Location of Supplier	Name of Supplier	Description of Goods	#POs	Total Value of POs (USD)
UNICEF continued					
	Mali	Total Mali	Fuels, Fuel Additives, Lubricants and Anti corrosive Materials	1	263,264.00
	Mauritania	Ets Services Generaux	Formulas and products for nutritional support	1	116,599.00
	Mauritania	Imprimerie Destour	Published Products	1	58,597.00
	Mauritania	Star Oil Mauritania	Fuels, Fuel Additives, Lubricants and Anti corrosive Materials	1	133,487.00
	Mauritania	Trans-Logistics	Apparel and Luggage and Personal Care Products	2	146,133.00
	Mauritania	Trans-Logistics	Medical Equipment and Accessories and Supplies	1	51,196.00
	Mongolia	Anun Center Co Ltd	Office Equipment and Accessories and Supplies	1	63,015.00
	Mongolia	Best Color International Co Ltd	Published Products	1	67,678.00
	Mongolia	Chiglel Lic	Formulas and products for nutritional support	1	31,141.00
	Mongolia	Cyberscience Lic	Educational Equipment, Materials and Supplies	1	30,241.00
	Mongolia	Lois Invest Co Ltd	Office Equipment and Accessories and Supplies	1	83,661.00
	Mongolia	Mcs Electronics Co Ltd	Information Technology Broadcasting and Telecommunications	1	287,832.00
	Mongolia	Mcs Electronics Co Ltd	Office Equipment and Accessories and Supplies	1	61,222.00
	Mongolia	New Sonic Co Ltd	Information Technology Broadcasting and Telecommunications	1	45,276.00
	Mongolia	New Sonic Co Ltd	Office Equipment and Accessories and Supplies	1	50,219.00
	Mongolia	Shjir Impex Co Ltd	Educational Equipment, Materials and Supplies	1	37,588.00
	Mongolia	Uvug Deedsiin Ger Co, Ltd	Structures and Building and Manufacturing Components	1	74,524.00
	Montenegro	Televox D.O.O. Podgorica	Information Technology Broadcasting and Telecommunications	1	30,445.00
	Morocco	Autograph	Published Products	1	32,688.00
	Morocco	Scandinavian Auto Maroc	Motor Vehicles and Parts, Accessories and Components	1	41,494.00
	Mozambique	Academica Lda	Published Products	1	127,007.00
	Mozambique	Afritol Pty Ltd	Motor Vehicles and Parts, Accessories and Components	1	251,129.00
	Mozambique	Brithol Michcoma (Moc) Lda	Published Products	1	183,006.00
	Mozambique	Detailhes Lda	Educational Equipment, Materials and Supplies	1	58,911.00
	Mozambique	Detailhes Lda	Medical Equipment and Accessories and Supplies	1	46,524.00
	Mozambique	IMAL Lda	Apparel and Luggage and Personal Care Products	1	96,331.00
	Mozambique	IMAL Lda	Educational Equipment, Materials and Supplies	1	53,265.00
	Mozambique	J A Carvalho & Cia Lda Minerva Central	Published Products	1	146,217.00
	Mozambique	L Duarte Santos Lda	Office Equipment and Accessories and Supplies	1	52,939.00
	Mozambique	Leima Impressoes Originais, Lda	Published Products	1	103,621.00
	Mozambique	Loforfe - Engen. E Servicos Lda	Information Technology Broadcasting and Telecommunications	1	35,262.00
	Mozambique	Metalex	Information Technology Broadcasting and Telecommunications	1	42,327.00
	Mozambique	Moxport Lda	Educational Equipment, Materials and Supplies	1	265,631.00
	Mozambique	Movarte	Office Equipment and Accessories and Supplies	1	438,975.00
	Mozambique	Officemart Ltd	Educational Equipment, Materials and Supplies	1	172,384.00
	Mozambique	Pixel Comunicaçao E Imagem	Published Products	1	143,187.00
	Mozambique	Plural Editores Lda	Educational Equipment, Materials and Supplies	1	85,251.00
	Mozambique	Procomputers Moçambique Lda	Information Technology Broadcasting and Telecommunications	1	56,962.00
	Mozambique	Serigrafia Crescente	Published Products	1	502,306.00
	Mozambique	Spectrum Graphics Lda	Published Products	1	43,388.00
	Mozambique	Tanzanite Group, Lda	Apparel and Luggage and Personal Care Products	1	50,137.00
	Mozambique	Tanzanite Group, Lda	Structures and Building and Manufacturing Components	1	37,400.00
	Mozambique	Unibasma Lda	Structures and Building and Manufacturing Components	1	69,634.00
	Myanmar	Basin International Ltd	Apparel and Luggage and Personal Care Products	3	780,268.00
	Myanmar	Best Colour Co Ltd	Published Products	1	357,114.00
	Myanmar	Golden Tiger One Stop Stationery St	Educational Equipment, Materials and Supplies	1	36,826.00
	Myanmar	Mahar Swe Advertising Co Ltd	Published Products	1	50,658.00
	Myanmar	Man International (Services)	Published Products	1	36,310.00
	Myanmar	Mercury Offset Printing	Published Products	1	114,157.00
	Myanmar	Mingalar General Trading Co-Op Ltd	Published Products	1	52,848.00
	Myanmar	Moe Kaung Kin Offset	Published Products	1	30,821.00
	Myanmar	New Telesonic Wood & General Production Trading	Educational Equipment, Materials and Supplies	1	38,415.00
	Myanmar	Ocean Glory Ltd	Office Equipment and Accessories and Supplies	1	30,676.00
	Myanmar	Shay Saung Printing Press	Published Products	1	42,316.00
	Namibia	Solitaire Press Pty Ltd	Published Products	1	60,173.00
	Nepal	Astral Computers Nepal Pvt Ltd	Information Technology Broadcasting and Telecommunications	1	31,100.00
	Nepal	Creative Press Pvt Ltd	Published Products	1	96,387.00
	Nepal	National Institute Of Psychology P	Educational Equipment, Materials and Supplies	1	53,796.00
	Nepal	Sewa Printing Press	Published Products	1	44,593.00
	Netherlands	Abbvie Logistics BV	Pharmaceuticals incl. Contraceptives and Vaccines	1	2,037,691.00
	Netherlands	Bilthoven Biologicals BV	Pharmaceuticals incl. Contraceptives and Vaccines	1	810,282.00
	Netherlands	Devotra BV	Educational Equipment, Materials and Supplies	1	8,644,554.00
	Netherlands	Euromex	Laboratory and Measuring and Observing and Testing Equipment	1	321,181.00
	Netherlands	IDA Foundation	Pharmaceuticals incl. Contraceptives and Vaccines	4	4,071,637.00
	Netherlands	Imres BV	Laboratory and Measuring and Observing and Testing Equipment	2	515,379.00
	Netherlands	Imres BV	Pharmaceuticals incl. Contraceptives and Vaccines	1	59,500.00
	Netherlands	Merck Sharp & Dohme BV	Pharmaceuticals incl. Contraceptives and Vaccines	1	136,508.00
	Netherlands	Ricoh International BV	Office Equipment and Accessories and Supplies	1	115,067.00
	Netherlands	Stichting Ikea Foundation	Medical Equipment and Accessories and Supplies	1	79,920.00
	Netherlands	Stichting Nederlands Comité Unicef	Apparel and Luggage and Personal Care Products	1	82,125.00
	Netherlands	The Medical Export Group BV	Laboratory and Measuring and Observing and Testing Equipment	4	1,653,054.00
	Netherlands	The Medical Export Group BV	Medical Equipment and Accessories and Supplies	8	7,466,453.00
	New Zealand	Logtag Recorders Ltd	Medical Equipment and Accessories and Supplies	1	88,342.00
	Nicaragua	Casa Teran	Medical Equipment and Accessories and Supplies	1	32,998.00
	Niger	Dep - Fast	Published Products	1	46,331.00
	Niger	E.M.M.B. Niger Meubles	Educational Equipment, Materials and Supplies	1	41,455.00
	Niger	El Moctar Oumarou Taiffa	Structures and Building and Manufacturing Components	1	191,569.00
	Niger	Ethadj Moumouni Ganda Ali	Educational Equipment, Materials and Supplies	1	67,812.00
	Niger	Emtext	Apparel and Luggage and Personal Care Products	2	80,216.00
	Niger	Ets Ma'ga Haidou Aboubacar	Structures and Building and Manufacturing Components	1	31,030.00
	Niger	Garage Timi Sanda	Motor Vehicles and Parts, Accessories and Components	1	49,500.00
	Niger	Groupe Sanecon	Published Products	2	413,979.00
	Niger	Hamdallaye Meubles	Educational Equipment, Materials and Supplies	1	60,799.00
	Niger	Name withheld for security reasons*	Structures and Building and Manufacturing Components	1	287,320.00
	Niger	I-Media Agence De Communication	Published Products	1	37,086.00
	Niger	Imprimerie Express	Published Products	2	64,418.00
	Niger	Imprimerie Imba	Published Products	2	138,646.00
	Niger	Librairie Nigmat	Educational Equipment, Materials and Supplies	1	85,848.00
	Niger	Nouvelle Imprimerie Du Niger	Published Products	1	46,435.00
	Niger	Société Transformation Alimentaire	Formulas and products for nutritional support	1	2,626,274.00
	Niger	Total Niger	Fuels, Fuel Additives, Lubricants and Anti corrosive Materials	1	166,627.00
	Niger	Total Niger	Tools and General Machinery	1	32,835.00
	Niger	Unifam	Educational Equipment, Materials and Supplies	1	76,765.00
	Niger	Unilever Niger SA	Apparel and Luggage and Personal Care Products	1	299,890.00
	Nigeria	African Timber & Plywood	Medical Equipment and Accessories and Supplies	1	45,474.00
	Nigeria	Aym Shafa Ltd	Fuels, Fuel Additives, Lubricants and Anti corrosive Materials	1	34,168.00
	Nigeria	Jireh Communications Limited	Published Products	1	30,384.00
	Nigeria	Justice Valentine International Ltd	Tools and General Machinery	2	802,916.00
	Nigeria	Letco Furnishing Industry Ltd	Office Equipment and Accessories and Supplies	1	31,866.00
	Nigeria	Madelon Ventures	Apparel and Luggage and Personal Care Products	1	45,779.00
	Nigeria	Mediaserve Prints Ltd	Published Products	1	599,294.00
	Nigeria	Mikesuccess Global Concept	Fuels, Fuel Additives, Lubricants and Anti corrosive Materials	1	37,161.00
	Nigeria	Omot Industries Limited	Educational Equipment, Materials and Supplies	1	32,137.00
	Nigeria	Omot Industries Ltd	Educational Equipment, Materials and Supplies	1	63,103.00
	Nigeria	Petra Digital Press	Published Products	1	385,271.00
	Nigeria	R. T. Briscoe	Office Equipment and Accessories and Supplies	1	45,787.00
	Nigeria	Sambus Company Limited	Information Technology Broadcasting and Telecommunications	1	48,125.00
	Nigeria	T-Connectivity Limited	Published Products	1	80,453.00
	Nigeria	Ti-Em Nig. Ltd	Published Products	1	91,589.00
	Nigeria	Total Nigeria Plc	Fuels, Fuel Additives, Lubricants and Anti corrosive Materials	1	38,671.00
	Nigeria	Yaliam Press Ltd	Published Products	1	72,377.00
	Norway	GC Rieber Compact A/S	Formulas and products for nutritional support	2	1,095,789.00
	Norway	Laerdal Medical A/S	Educational Equipment, Materials and Supplies	1	477,195.00
	Norway	OB Wiik A/S	Tools and General Machinery	1	204,295.00
	Oman	Saud Bahwan Automotive Llc	Office Equipment and Accessories and Supplies	1	41,818.00

\* For security and privacy reasons, the name of the supplier is not displayed when it includes the name of an individual.

## Major purchase orders by UN organization | 2013

AGENCY	Location of Supplier	Name of Supplier	Description of Goods	#POs	Total Value of POs (USD)
UNICEF continued					
Pakistan		Akbar & Zikria Pipes (Pvt) Ltd.,	Tools and General Machinery	1	96,325.00
Pakistan		Al-Aziz Textile Print	Published Products	1	103,926.00
Pakistan		Al-Farooq Traders	Educational Equipment, Materials and Supplies	1	79,698.00
Pakistan		Asian Trading Co	Office Equipment and Accessories and Supplies	1	53,586.00
Pakistan		Buraq Surgical Corp	Medical Equipment and Accessories and Supplies	3	361,560.00
Pakistan		Chand Engineering Works	Office Equipment and Accessories and Supplies	1	57,100.00
Pakistan		Colgate Palmolive (Pakistan) Ltd	Apparel and Luggage and Personal Care Products	1	255,916.00
Pakistan		Computer Data Solutions	Information Technology Broadcasting and Telecommunications	1	113,545.00
Pakistan		Coral Trading & Contracting Co	Educational Equipment, Materials and Supplies	1	191,679.00
Pakistan		Dawood Yamaha Limited	Motor Vehicles and Parts, Accessories and Components	1	37,754.00
Pakistan		Dotcare Pvt Ltd	Published Products	1	71,262.00
Pakistan		Falcon Surgical Co Pvt Ltd	Medical Equipment and Accessories and Supplies	1	95,490.00
Pakistan		Flowpak Pump Industries Pvt Ltd	Tools and General Machinery	1	124,739.00
Pakistan		Freelance Business International	Educational Equipment, Materials and Supplies	2	115,811.00
Pakistan		Future Icon Group	Educational Equipment, Materials and Supplies	2	159,547.00
Pakistan		H Nizam Din & Sons	Apparel and Luggage and Personal Care Products	1	79,830.00
Pakistan		HSheikh Noor-Ud-Din & Sons Pvt Ltd	Structures and Building and Manufacturing Components	1	207,372.00
Pakistan		HSheikh Noor-Ud-Din & Sons Pvt Ltd	Tools and General Machinery	1	266,189.00
Pakistan		HMGCGlobal Pvt Ltd	Apparel and Luggage and Personal Care Products	1	71,759.00
Pakistan		Indus Fibre Glass	Apparel and Luggage and Personal Care Products	1	50,847.00
Pakistan		International Industries Ltd.	Tools and General Machinery	1	44,445.00
Pakistan		Jamal PVC Pipe Pvt Ltd	Tools and General Machinery	2	102,242.00
Pakistan		Kawsar Engineering Pvt Ltd	Tools and General Machinery	2	130,984.00
Pakistan		M/S Printage	Educational Equipment, Materials and Supplies	1	143,260.00
Pakistan		MA International	Office Equipment and Accessories and Supplies	1	526,929.00
Pakistan		MAK Pump Pvt Ltd	Tools and General Machinery	1	107,130.00
Pakistan		Makhdooms Printing Press	Published Products	1	101,325.00
Pakistan		Malik Enterprises	Office Equipment and Accessories and Supplies	1	346,241.00
Pakistan		Mansha Brothers	Information Technology Broadcasting and Telecommunications	1	55,118.00
Pakistan		Mardan Traders	Office Equipment and Accessories and Supplies	1	222,007.00
Pakistan		Maryah Printers	Published Products	1	33,928.00
Pakistan		Meco (Pvt.) Ltd	Tools and General Machinery	1	52,538.00
Pakistan		Mirza Traders	Tools and General Machinery	1	31,542.00
Pakistan		National Tent House	Apparel and Luggage and Personal Care Products	1	624,160.00
Pakistan		NB Tents & Textiles Pvt Ltd	Apparel and Luggage and Personal Care Products	2	237,318.00
Pakistan		New Al-Fareed Stationers & Printers	Educational Equipment, Materials and Supplies	1	88,444.00
Pakistan		New Khalil Printings	Published Products	1	144,644.00
Pakistan		Nizam Traders	Educational Equipment, Materials and Supplies	2	145,284.00
Pakistan		Noorani Printing & Packing Industry	Published Products	1	52,964.00
Pakistan		Pakistan International Printers	Published Products	1	55,142.00
Pakistan		Paramount Tarpaulin Industries	Apparel and Luggage and Personal Care Products	1	122,562.00
Pakistan		Paramount Tarpaulin Industries	Structures and Building and Manufacturing Components	1	128,360.00
Pakistan		Piranha Company,	Tools and General Machinery	1	37,780.00
Pakistan		Polyset Industries Pvt Ltd	Tools and General Machinery	1	79,650.00
Pakistan		Prime Star Industries Pvt Ltd	Tools and General Machinery	1	99,486.00
Pakistan		Public Art Press	Published Products	1	78,417.00
Pakistan		Quick Process	Published Products	1	314,137.00
Pakistan		Shaan International	Office Equipment and Accessories and Supplies	1	712,579.00
Pakistan		Shahid Trading Company	Educational Equipment, Materials and Supplies	1	75,088.00
Pakistan		Strengths Innovations	Published Products	1	42,338.00
Pakistan		Super Soft Computers	Information Technology Broadcasting and Telecommunications	1	56,853.00
Pakistan		Super Star Traders	Tools and General Machinery	1	44,296.00
Pakistan		UBC Convertec Pvt Ltd	Published Products	1	143,106.00
Pakistan		United Printers	Published Products	1	30,193.00
Pakistan		Usman Trading Company	Tools and General Machinery	1	43,878.00
Pakistan		Zahra Industries Private Ltd	Apparel and Luggage and Personal Care Products	1	60,894.00
Pakistan		Zahra Tents Industries Pvt Ltd	Structures and Building and Manufacturing Components	1	128,407.00
Pakistan		Zawa Group	Published Products	1	86,873.00
Pakistan		Zeb Trading Corp	Office Equipment and Accessories and Supplies	1	2,342,874.00
Panama		Grisol Plaza Corporation, S.A.	Educational Equipment, Materials and Supplies	1	33,687.00
Panama		Quick Service Supplies	Information Technology Broadcasting and Telecommunications	2	73,019.00
Panama		Ricardo Perez, S.A.	Motor Vehicles and Parts, Accessories and Components	1	45,561.00
Paraguay		Toyotoshi S.A.	Motor Vehicles and Parts, Accessories and Components	1	41,090.00
Philippines		Accent-Micro Technologies Inc	Information Technology Broadcasting and Telecommunications	1	144,619.00
Philippines		Alriz Enterprises	Apparel and Luggage and Personal Care Products	1	406,396.00
Philippines		Alriz Enterprises	Educational Equipment, Materials and Supplies	1	60,082.00
Philippines		AM Ramos Trading	Apparel and Luggage and Personal Care Products	1	852,955.00
Philippines		AM Ramos Trading	Educational Equipment, Materials and Supplies	2	336,804.00
Philippines		Bee Sin Canvas Store	Structures and Building and Manufacturing Components	1	382,081.00
Philippines		Car & Recreational Vehicles Inc.	Motor Vehicles and Parts, Accessories and Components	1	82,227.00
Philippines		Central Home Furnishing Inc	Tools and General Machinery	1	701,129.00
Philippines		Cofta Mouldings Corporation	Educational Equipment, Materials and Supplies	2	130,496.00
Philippines		Contrade Integrated Depot Inc	Educational Equipment, Materials and Supplies	1	74,968.00
Philippines		Cosmotech Philippines Inc	Information Technology Broadcasting and Telecommunications	1	39,551.00
Philippines		Duero Barangay Nutrition Scholars Association	Formulas and products for nutritional support	1	67,265.00
Philippines		Ec-Tec Commercial	Published Products	1	77,797.00
Philippines		Educational Marketing Mentors	Apparel and Luggage and Personal Care Products	1	234,928.00
Philippines		Educational Marketing Mentors	Educational Equipment, Materials and Supplies	2	162,068.00
Philippines		First Pinnacle Trading Corporation	Structures and Building and Manufacturing Components	1	298,114.00
Philippines		Frontier Power Technologies And Allied Services	Medical Equipment and Accessories and Supplies	1	33,829.00
Philippines		Honda Prestige Traders Inc.	Motor Vehicles and Parts, Accessories and Components	1	75,813.00
Philippines		JDES Enterprises	Apparel and Luggage and Personal Care Products	1	767,622.00
Philippines		JDES Enterprises	Educational Equipment, Materials and Supplies	2	486,271.00
Philippines		Lamoyan Corp	Apparel and Luggage and Personal Care Products	1	329,023.00
Philippines		Long Live Pharma	Tools and General Machinery	1	345,183.00
Philippines		Micro Image International Corp	Information Technology Broadcasting and Telecommunications	1	37,745.00
Philippines		Nextgen Commercial	Apparel and Luggage and Personal Care Products	1	623,258.00
Philippines		Nextgen Commercial	Educational Equipment, Materials and Supplies	1	322,927.00
Philippines		Procter & Gamble Distributing (Philis) Inc.	Apparel and Luggage and Personal Care Products	1	44,783.00
Philippines		Redisol Inc	Tools and General Machinery	1	386,969.00
Philippines		Roche (Philippines) Inc	Laboratory and Measuring and Observing and Testing Equipment	1	151,160.00
Philippines		Sanwin Corporation	Structures and Building and Manufacturing Components	1	34,905.00
Philippines		Sedsan Commercial	Apparel and Luggage and Personal Care Products	1	658,239.00
Philippines		Sedsan Commercial	Educational Equipment, Materials and Supplies	1	60,082.00
Philippines		Solanda Enterprises, Inc.	Medical Equipment and Accessories and Supplies	1	93,227.00
Philippines		Supervalue Inc	Apparel and Luggage and Personal Care Products	1	313,720.00
Philippines		Toyota Pasong Tamo Inc	Motor Vehicles and Parts, Accessories and Components	2	181,237.00
Philippines		Young's Sporting Goods	Educational Equipment, Materials and Supplies	1	125,682.00
Poland		Warsaw Pharmaceutical Works Joint Stock	Pharmaceuticals incl. Contraceptives and Vaccines	1	194,982.00
Portugal		Bastos Viegas SA	Medical Equipment and Accessories and Supplies	1	121,610.00
Qatar		Gulf Professional Clothing	Published Products	1	48,960.00
Republic of Korea		Ceragem Medisys Inc	Medical Equipment and Accessories and Supplies	1	393,000.00
Republic of Korea		Green Cross Corp	Pharmaceuticals incl. Contraceptives and Vaccines	1	105,145.00
Republic of Korea		LG Life Sciences Ltd	Pharmaceuticals incl. Contraceptives and Vaccines	1	2,708,489.00
Republic of Korea		SD Biosensor Inc	Medical Equipment and Accessories and Supplies	1	262,000.00
Republic of Korea		Standard Diagnostics Inc	Medical Equipment and Accessories and Supplies	2	3,293,253.00
Romania		Infomed Fluids SRL	Pharmaceuticals incl. Contraceptives and Vaccines	1	2,051,261.00
Romania		Sc M Car Trading Srl	Motor Vehicles and Parts, Accessories and Components	1	42,559.00
Russian Federation		FSUE of Chumakov Ipve Rams	Pharmaceuticals incl. Contraceptives and Vaccines	1	7,580,832.00
Rwanda		Aqua-San Limited	Apparel and Luggage and Personal Care Products	1	88,765.00
Rwanda		Drakkar Ltd / (Pearson)	Published Products	1	32,530.00
Rwanda		Ecoebe	Educational Equipment, Materials and Supplies	1	171,209.00
Rwanda		Engen Rwanda Sarl	Fuels, Fuel Additives, Lubricants and Anti corrosive Materials	1	196,497.00
Rwanda		Fountain Publishers Rwanda Ltd	Published Products	1	42,469.00
Rwanda		Mk Publishers Ltd	Published Products	1	46,353.00

\* For security and privacy reasons, the name of the supplier is not displayed when it includes the name of an individual.

2013 | Major purchase orders by UN organization

AGENCY				Total Value of
Location of Supplier	Name of Supplier	Description of Goods	#POs	POs (USD)
UNICEF continued				
Rwanda	Printex Ltd	Published Products	1	161 606.00
Senegal	Alminko	Apparel and Luggage and Personal Care Products	2	125 849.00
Senegal	Institut Pasteur De Dakar	Pharmaceuticals incl. Contraceptives and Vaccines	1	2 453 331.00
Senegal	La Rochette	Published Products	1	44 083.00
Senegal	Total	Fuels, Fuel Additives, Lubricants and Anti corrosive Materials	1	45 210.00
Seychelles	TLC Trading Ltd	Motor Vehicles and Parts, Accessories and Components	1	66 630.00
Sierra Leone	A.A. Enterprises	Office Equipment and Accessories and Supplies	1	55 268.00
Sierra Leone	Adnan & Adel Mullah & Sons Ltd	Motor Vehicles and Parts, Accessories and Components	1	90 535.00
Sierra Leone	DfId Sierra Leone	Tools and General Machinery	1	70 382.00
Sierra Leone	Franzine Trading Enterprises	Tools and General Machinery	2	338 795.00
Sierra Leone	Integrated Power & Control Solution	Office Equipment and Accessories and Supplies	1	43 095.00
Sierra Leone	Logistics Solution & Services	Tools and General Machinery	2	641 309.00
Sierra Leone	National Petroleum (SL) Ltd	Fuels, Fuel Additives, Lubricants and Anti corrosive Materials	1	141 724.00
Sierra Leone	Project Peanut Butter	Formulas and products for nutritional support	1	237 636.00
Sierra Leone	Ro-Marong Industries Ltd	Published Products	1	79 930.00
Singapore	Fleischhacker Lip	Apparel and Luggage and Personal Care Products	1	89 144.00
Singapore	Fleischhacker Lip	Educational Equipment, Materials and Supplies	1	144 126.00
Singapore	Fleischhacker Lip	Medical Equipment and Accessories and Supplies	1	95 806.00
Singapore	Fleischhacker Lip	Published Products	1	453 354.00
Slovakia	Monarfex sro	Tools and General Machinery	1	145 553.00
Slovakia	Pkp Bardejov sro	Formulas and products for nutritional support	1	1 295 671.00
Somalia	Energy Engineering & Marketing Ltd	Office Equipment and Accessories and Supplies	1	97 449.00
Somalia	Hodan Petroleum & General Supp Co	Fuels, Fuel Additives, Lubricants and Anti corrosive Materials	1	95 248.00
Somalia	National Fuel Station	Fuels, Fuel Additives, Lubricants and Anti corrosive Materials	1	70 827.00
Somalia	National Petroleum Company	Fuels, Fuel Additives, Lubricants and Anti corrosive Materials	1	32 375.00
South Africa	Antalis South Africa Pty Ltd	Published Products	1	122 680.00
South Africa	Beyond Wireless Technology Pty Ltd	Published Products	1	35 480.00
South Africa	Creda Communications (Pty) Ltd.	Published Products	1	41 635.00
South Africa	CTP Printers	Published Products	1	213 881.00
South Africa	Divva Nutritional Products Pty Ltd	Formulas and products for nutritional support	1	10 613 853.00
South Africa	Edeni Chemical Trading Cc	Tools and General Machinery	2	473 720.00
South Africa	Hyundai Automotiva S.A Pty Ltd T/A Hyudai Constantia Kloof	Motor Vehicles and Parts, Accessories and Components	1	33 899.00
South Africa	Masslift Africa Pty Ltd	Tools and General Machinery	1	109 593.00
South Africa	Mustek Ltd Eastern Cape	Information Technology Broadcasting and Telecommunications	1	42 151.00
South Africa	Reboni Furniture Group	Office Equipment and Accessories and Supplies	1	841 159.00
South Africa	Sandpaper Clothing Manufacturers	Tools and General Machinery	1	82 611.00
South Africa	Seriti Printing Pty Ltd	Published Products	1	424 290.00
South Africa	Seriti Printing Pty Ltd	Tools and General Machinery	1	85 916.00
South Africa	Spss -Sa ( Pty) Ltd	Information Technology Broadcasting and Telecommunications	1	41 809.00
South Africa	Sterling Export Corporation	Office Equipment and Accessories and Supplies	1	58 521.00
South Africa	The Ranger Production	Motor Vehicles and Parts, Accessories and Components	1	62 806.00
South Africa	Toyota South Africa Motors	Motor Vehicles and Parts, Accessories and Components	1	37 749.00
South Africa	Wefco Marketing Cc	Tools and General Machinery	1	34 894.00
South Sudan	Agab Trading & Investments	Fuels, Fuel Additives, Lubricants and Anti corrosive Materials	1	68 066.00
South Sudan	Bright House Power S.S Ltd.	Tools and General Machinery	1	36 158.00
South Sudan	Canaction Enterprise Ltd	Apparel and Luggage and Personal Care Products	1	39 936.00
South Sudan	Canaction Enterprise Ltd	Fuels, Fuel Additives, Lubricants and Anti corrosive Materials	1	78 460.00
South Sudan	Canaction Enterprise Ltd	Information Technology Broadcasting and Telecommunications	1	48 000.00
South Sudan	Canaction Enterprise Ltd	Office Equipment and Accessories and Supplies	1	107 080.00
South Sudan	Canaction Enterprise Ltd	Tools and General Machinery	3	419 083.00
South Sudan	Creative Designers & Screen Printer	Published Products	3	557 621.00
South Sudan	Dalbit International Ltd	Fuels, Fuel Additives, Lubricants and Anti corrosive Materials	1	110 863.00
South Sudan	Ezentes Co Ltd	Motor Vehicles and Parts, Accessories and Components	1	56 863.00
South Sudan	Ezentes Co Ltd	Tools and General Machinery	1	210 055.00
South Sudan	Hassan Berier Hassan Bookshop	Educational Equipment, Materials and Supplies	1	74 270.00
South Sudan	Mfi Office Solutions Ss Ltd	Published Products	1	30 661.00
South Sudan	Nile Furniture & Office Supplies	Office Equipment and Accessories and Supplies	1	58 063.00
South Sudan	Trojan Enterprises (SS) Ltd	Fuels, Fuel Additives, Lubricants and Anti corrosive Materials	1	386 010.00
Spain	Bombas Ideal Sa	Tools and General Machinery	1	726 533.00
Spain	Cartay Productos De Acogida SL	Apparel and Luggage and Personal Care Products	2	1 458 921.00
Spain	Fabrez	Tools and General Machinery	3	321 203.00
Spain	Jomipsa	Educational Equipment, Materials and Supplies	1	89 903.00
Spain	Laboratorio Aldo-Union SA	Pharmaceuticals incl. Contraceptives and Vaccines	1	487 732.00
Spain	Laboratorio Reig Jofre SA	Pharmaceuticals incl. Contraceptives and Vaccines	1	221 789.00
Sri Lanka	Abans Auto (Pvt) Ltd	Motor Vehicles and Parts, Accessories and Components	1	91 178.00
Sri Lanka	Ceylon Petroleum Corporation	Fuels, Fuel Additives, Lubricants and Anti corrosive Materials	1	66 181.00
Sri Lanka	Gimhan Furnitures	Office Equipment and Accessories and Supplies	1	55 023.00
Sri Lanka	Kumaran Book House G. Kumaran	Published Products	1	55 788.00
Sri Lanka	Lalans Sports Goods Manufacturers	Educational Equipment, Materials and Supplies	1	92 144.00
Sri Lanka	Lapro Technologies Pvt Ltd	Information Technology Broadcasting and Telecommunications	1	97 386.00
Sri Lanka	Medex Holdings Pvt Ltd	Medical Equipment and Accessories and Supplies	1	30 884.00
Sri Lanka	P & T Trading Pvt Ltd	Medical Equipment and Accessories and Supplies	1	48 979.00
Sri Lanka	Premium International Pvt Ltd	Medical Equipment and Accessories and Supplies	1	54 125.00
Sri Lanka	Toyota Lanka Pvt Ltd	Motor Vehicles and Parts, Accessories and Components	1	32 354.00
Palestine (State of)	Arcomed Co Ltd	Medical Equipment and Accessories and Supplies	3	175 538.00
Palestine (State of)	Badawi Information System	Information Technology Broadcasting and Telecommunications	1	73 144.00
Palestine (State of)	Beit Al-Makdes Health Services	Medical Equipment and Accessories and Supplies	2	262 844.00
Palestine (State of)	Holy Land Company For Medical & Laboratory Equipment & Services	Medical Equipment and Accessories and Supplies	1	42 065.00
Palestine (State of)	Intermed-Pal	Medical Equipment and Accessories and Supplies	2	567 563.00
Palestine (State of)	Ismail Alawia & Sons Co	Tools and General Machinery	1	152 002.00
Palestine (State of)	Lemix Co Ltd	Medical Equipment and Accessories and Supplies	3	633 099.00
Palestine (State of)	Lemix Co Ltd	Tools and General Machinery	1	44 262.00
Palestine (State of)	Medical Supplies and Services	Medical Equipment and Accessories and Supplies	1	106 741.00
Palestine (State of)	Modern Technology Co	Medical Equipment and Accessories and Supplies	1	119 195.00
Palestine (State of)	Nasser Eddin Trading Group Ntg	Apparel and Luggage and Personal Care Products	1	59 095.00
Palestine (State of)	Nasser Eddin Trading Group Ntg	Structures and Building and Manufacturing Components	1	97 039.00
Palestine (State of)	Sharq International Technology	Medical Equipment and Accessories and Supplies	1	360 575.00
Sudan	Ahmed Hafez Elbarbary Co	Office Equipment and Accessories and Supplies	1	80 576.00
Sudan	Ahmed Salih for Culture and Industry Inputs	Published Products	1	105 573.00
Sudan	Albaraka Plastic Factory	Tools and General Machinery	1	140 000.00
Sudan	Alkamin Engineering Company	Apparel and Luggage and Personal Care Products	1	70 313.00
Sudan	Blue Long Pool Co	Tools and General Machinery	1	46 701.00
Sudan	El Nilein Engineering & Spare Parts Co Ltd	Tools and General Machinery	1	128 623.00
Sudan	Golden Arrow Co Ltd	Motor Vehicles and Parts, Accessories and Components	1	121 000.00
Sudan	Samil Industrial Co	Formulas and products for nutritional support	1	2 497 440.00
Sudan	Sudanese Tractors Co Ltd	Office Equipment and Accessories and Supplies	1	1 363 126.00
Sudan	Tagoug Soap Factory	Apparel and Luggage and Personal Care Products	1	345 625.00
Sudan	Tawfig Soap Factory	Apparel and Luggage and Personal Care Products	1	258 125.00
Sudan	Technology of Submersible Pumps	Tools and General Machinery	2	771 458.00
Sudan	World Food Program Wfp	Structures and Building and Manufacturing Components	1	72 355.00
Sweden	Atlas Copco Secoroc AB	Tools and General Machinery	1	30 733.00
Sweden	Biab International AB	Educational Equipment, Materials and Supplies	3	3 776 710.00
Sweden	Biab International AB	Published Products	1	787 064.00
Sweden	Bording Halmstad AB	Educational Equipment, Materials and Supplies	1	59 260.00
Sweden	Domestic AB	Medical Equipment and Accessories and Supplies	1	131 004.00
Sweden	Hemocue AB	Laboratory and Measuring and Observing and Testing Equipment	1	815 973.00
Sweden	Kanmed AB	Medical Equipment and Accessories and Supplies	1	48 326.00
Sweden	Linden International AB	Medical Equipment and Accessories and Supplies	1	844 628.00
Sweden	Sibir International AB	Medical Equipment and Accessories and Supplies	1	1 018 540.00
Sweden	Smurfit Kappa Lagamill AB	Medical Equipment and Accessories and Supplies	1	3 071 654.00
Sweden	Volvo Car Corporation	Motor Vehicles and Parts, Accessories and Components	1	68 000.00
Switzerland	BASF Agro BV Arnhem	Medical Equipment and Accessories and Supplies	1	17 926 254.00
Switzerland	Berlinger & Co AG	Medical Equipment and Accessories and Supplies	1	921 544.00
Switzerland	Cruceff Switzerland AG	Pharmaceuticals incl. Contraceptives and Vaccines	1	126 719 499.00
Switzerland	Entech Enterprise Technology Ag	Office Equipment and Accessories and Supplies	1	32 180.00

\* For security and privacy reasons, the name of the supplier is not displayed when it includes the name of an individual.



AGENCY				Total Value of
Location of Supplier	Name of Supplier	Description of Goods	#POs	POs (USD)
UNICEF continued				
Switzerland	International Federation of Red Cross and Red Crescent Societies	Apparel and Luggage and Personal Care Products	1	78,607.00
Switzerland	Medela AG	Medical Equipment and Accessories and Supplies	2	1,224,620.00
Switzerland	Mepha Ltd	Pharmaceuticals incl. Contraceptives and Vaccines	1	43,960.00
Switzerland	Novartis Pharma Services AG	Pharmaceuticals incl. Contraceptives and Vaccines	1	6,724,380.00
Switzerland	Toray Membrane Europe Ag	Tools and General Machinery	1	97,233.00
Switzerland	Vestergaard Frandsen Group SA	Medical Equipment and Accessories and Supplies	1	35,844,219.00
Switzerland	Vestergaard Frandsen Group SA	Tools and General Machinery	1	36,421.00
Syrian Arab Republic	Accad	Apparel and Luggage and Personal Care Products	1	2,643,653.00
Syrian Arab Republic	Accad	Medical Equipment and Accessories and Supplies	1	70,788.00
Syrian Arab Republic	Ahmad & Fadi Saffaf Trading Co	Medical Equipment and Accessories and Supplies	1	98,000.00
Syrian Arab Republic	Ahmad & Fadi Saffaf Trading Co	Tools and General Machinery	2	609,400.00
Syrian Arab Republic	Al Atassi for Trading and Manufacturing	Tools and General Machinery	1	1,535,800.00
Syrian Arab Republic	Al Habbal Co	Tools and General Machinery	1	84,300.00
Syrian Arab Republic	Al Sebai For Teaching Aids	Educational Equipment, Materials and Supplies	1	89,241.00
Syrian Arab Republic	Alraed For Office Equipment	Office Equipment and Accessories and Supplies	1	32,560.00
Syrian Arab Republic	Awad Caravans	Apparel and Luggage and Personal Care Products	1	960,000.00
Syrian Arab Republic	Darwish Logistics Llc	Apparel and Luggage and Personal Care Products	1	40,000.00
Syrian Arab Republic	Debbane Co	Apparel and Luggage and Personal Care Products	1	79,191.00
Syrian Arab Republic	Ghossen Trading Co	Apparel and Luggage and Personal Care Products	1	820,126.00
Syrian Arab Republic	Khalouf Trading Company	Tools and General Machinery	2	65,300.00
Syrian Arab Republic	Khawam Bros	Published Products	1	30,803.00
Syrian Arab Republic	Mhd Labib Al Ikhwan	Tools and General Machinery	1	83,237.00
Syrian Arab Republic	Mikano International Ltd	Office Equipment and Accessories and Supplies	1	167,000.00
Syrian Arab Republic	Mohammad Wajih Barakat	Office Equipment and Accessories and Supplies	1	708,380.00
Syrian Arab Republic	Moon House for Printing	Published Products	1	98,308.00
Syrian Arab Republic	Nader Hamida	Published Products	2	234,609.00
Syrian Arab Republic	Saeed Khamasmia	Tools and General Machinery	1	364,788.00
Syrian Arab Republic	Salhani Printing Est	Published Products	1	113,483.00
Tajikistan	Llc "Polygraph Group"	Published Products	1	60,125.00
Tajikistan	Llc Contrast	Published Products	1	76,034.00
Tajikistan	Llc Orbita	Published Products	1	72,698.00
Tajikistan	Pe Orzuev S.	Office Equipment and Accessories and Supplies	1	90,471.00
Thailand	Amarin Printing And Publishing PLC	Published Products	1	75,905.00
Thailand	Darnsutha Press Co Ltd	Published Products	1	277,454.00
Thailand	Eastern Printing Public Co Ltd	Published Products	1	517,686.00
Thailand	P & P Stationery Ltd	Educational Equipment, Materials and Supplies	1	81,207.00
Thailand	Phongwan Printing Ltd	Published Products	1	72,146.00
Thailand	Pimolchai Suksakorn Co Ltd	Formulas and products for nutritional support	1	1,364,160.00
Thailand	Ricoh (Thailand) Limited	Information Technology Broadcasting and Telecommunications	1	37,960.00
Thailand	RMA Automotive Co Ltd	Motor Vehicles and Parts, Accessories and Components	2	371,395.00
Thailand	Rockworth Public Co Ltd	Office Equipment and Accessories and Supplies	1	268,537.00
Thailand	Saengroong Books Factory Co Ltd	Published Products	1	1,180,139.00
Thailand	Sirivatana Interprint PLC	Published Products	2	1,033,810.00
Thailand	Thantawan Industry PLC	Medical Equipment and Accessories and Supplies	1	190,134.00
Thailand	U & V Holding (Thailand) Co.Ltd	Laboratory and Measuring and Observing and Testing Equipment	1	40,483.00
Timor-Leste	Lay Shop	Tools and General Machinery	1	61,895.00
Timor-Leste	New Star Co Ltd	Tools and General Machinery	2	178,697.00
Togo	Creation Ideale	Published Products	1	43,971.00
Togo	ETS Ipacom	Published Products	1	61,219.00
Togo	Label Print	Published Products	1	30,960.00
Togo	Total - Togo	Fuels, Fuel Additives, Lubricants and Anti corrosive Materials	1	32,992.00
Turkey	Arion Bilisim Sistemleri Ticaret A.S.	Information Technology Broadcasting and Telecommunications	1	42,722.00
Turkey	Aydogdu Ofset Matb. Amb.San.Tic.Ltd	Published Products	1	49,267.00
Turkey	Name withheld for security reasons*	Medical Equipment and Accessories and Supplies	1	32,607.00
Turkey	Name withheld for security reasons*	Office Equipment and Accessories and Supplies	1	180,055.00
Turkey	Name withheld for security reasons*	Educational Equipment, Materials and Supplies	1	102,616.00
Turkey	Dogus Oto. Paza. Tic. A.S.	Motor Vehicles and Parts, Accessories and Components	1	45,455.00
Turkey	Dumat Ofset Matb. San. Ve Tic.LtdS	Published Products	1	35,348.00
Turkey	Name withheld for security reasons*	Tools and General Machinery	1	35,831.00
Turkey	Name withheld for security reasons*	Published Products	1	93,596.00
Turkey	Name withheld for security reasons*	Apparel and Luggage and Personal Care Products	1	300,783.00
Turkey	Name withheld for security reasons*	Motor Vehicles and Parts, Accessories and Components	1	70,343.00
Turkey	Men Anorak Tekstil San Tic Ltd Sti	Apparel and Luggage and Personal Care Products	2	1,239,189.00
Turkey	Meteksan Printing & Industrial Trade Co	Apparel and Luggage and Personal Care Products	1	265,368.00
Turkey	Ofisteknik Dokumantasyon Hizmetleri Ve Buro Makineleri Ltd Sti	Office Equipment and Accessories and Supplies	1	137,912.00
Turkey	Prefabrik Yapi Ins.San.Tic.Anonim	Structures and Building and Manufacturing Components	1	44,490.00
Turkey	Prefi Prefabrik Yapi End Bil Tic Ltd Sti	Structures and Building and Manufacturing Components	1	1,308,399.00
Turkey	Senkardes	Apparel and Luggage and Personal Care Products	1	571,985.00
Turkey	Turkiye Kizilay Demegi	Structures and Building and Manufacturing Components	1	367,400.00
Turkey	Name withheld for security reasons*	Published Products	1	208,892.00
Turkey	Name withheld for security reasons*	Published Products	1	244,335.00
Turkey	Name withheld for security reasons*	Published Products	1	125,274.00
Uganda	Afroplast Enterprises Ltd	Apparel and Luggage and Personal Care Products	1	46,702.00
Uganda	Artfieldgraphics	Published Products	1	37,075.00
Uganda	Asiatic Sports Ltd	Educational Equipment, Materials and Supplies	1	49,445.00
Uganda	Baroque Publishers(U)Ltd	Educational Equipment, Materials and Supplies	1	82,689.00
Uganda	Designit Ltd	Published Products	1	68,601.00
Uganda	Fountain Publishers Ltd	Educational Equipment, Materials and Supplies	1	208,166.00
Uganda	Name withheld for security reasons*	Tools and General Machinery	1	57,941.00
Uganda	M.K Publishers (U) Ltd	Educational Equipment, Materials and Supplies	1	70,028.00
Uganda	Mango Tree Educational Enterprise.	Published Products	1	84,653.00
Uganda	Mednet Healthcare Uganda Ltd	Laboratory and Measuring and Observing and Testing Equipment	1	91,057.00
Uganda	MPK Graphics Ltd	Published Products	1	82,422.00
Uganda	Mukwano Industries Uganda Ltd	Apparel and Luggage and Personal Care Products	1	641,106.00
Uganda	New Vision Printing & Publishing	Published Products	1	158,385.00
Uganda	Owintek Ltd	Information Technology Broadcasting and Telecommunications	1	54,782.00
Uganda	Pc - World Computers Ltd	Office Equipment and Accessories and Supplies	1	41,487.00
Uganda	Prime General Supply Ltd	Published Products	1	38,919.00
Uganda	Program for Accessible Health	Tools and General Machinery	1	119,204.00
Uganda	Rajan Enterprises Uganda Ltd	Apparel and Luggage and Personal Care Products	1	199,679.00
Uganda	Shell Uganda	Fuels, Fuel Additives, Lubricants and Anti corrosive Materials	1	358,645.00
Uganda	Shumuk Properties Ltd	Formulas and products for nutritional support	1	39,924.00
Uganda	Southern Range Nyanza Ltd	Tools and General Machinery	1	46,040.00
United Arab Emirates	Abu Dhabi Medical Devices Co LLC	Medical Equipment and Accessories and Supplies	1	2,992,417.00
United Arab Emirates	Adpower FZCO	Office Equipment and Accessories and Supplies	1	58,160.00
United Arab Emirates	Adpower FZCO	Tools and General Machinery	2	116,787.00
United Arab Emirates	Al Ghurair Printing & Publishing	Educational Equipment, Materials and Supplies	1	90,300.00
United Arab Emirates	Emirates Refining Company Ltd	Formulas and products for nutritional support	1	71,280.00
United Arab Emirates	Gulf Pharmaceutical Industries	Pharmaceuticals incl. Contraceptives and Vaccines	5	1,301,405.00
United Arab Emirates	National Plastic & Building	Tools and General Machinery	1	88,281.00
United Arab Emirates	NRS International FZCO	Structures and Building and Manufacturing Components	3	4,038,619.00
United Arab Emirates	Nutricia Middle East Dmcc	Formulas and products for nutritional support	1	295,548.00
United Arab Emirates	Oki General Trading LLC	Structures and Building and Manufacturing Components	1	1,286,217.00
United Arab Emirates	Pam Dubai	Information Technology Broadcasting and Telecommunications	1	89,610.00
United Arab Emirates	Name withheld for security reasons*	Tools and General Machinery	1	81,905.00
United Arab Emirates	World Food Programme Dubai	Motor Vehicles and Parts, Accessories and Components	2	212,043.00
United Kingdom	Aegis Engineering Ltd	Apparel and Luggage and Personal Care Products	1	89,030.00
United Kingdom	Armoured Project Vehicles Ltd	Motor Vehicles and Parts, Accessories and Components	1	1,383,546.00
United Kingdom	Avery Weigh-Tronix Ltd	Formulas and products for nutritional support	1	164,802.00
United Kingdom	Bcb International Ltd.	Apparel and Luggage and Personal Care Products	1	34,069.00
United Kingdom	Butyl Products Ltd	Tools and General Machinery	3	1,172,984.00
United Kingdom	Cromwell Tools Ltd	Educational Equipment, Materials and Supplies	2	93,883.00
United Kingdom	Cromwell Tools Ltd	Office Equipment and Accessories and Supplies	1	91,357.00
United Kingdom	Delagua Water Testing Ltd	Tools and General Machinery	1	150,197.00
United Kingdom	Dulas Ltd	Medical Equipment and Accessories and Supplies	3	8,805,843.00

\* For security and privacy reasons, the name of the supplier is not displayed when it includes the name of an individual.

AGENCY	Location of Supplier	Name of Supplier	Description of Goods	#POs	Total Value of POs (USD)
UNICEF continued					
	United Kingdom	Durbin PLC	Medical Equipment and Accessories and Supplies	1	68,449.00
	United Kingdom	Durbin PLC	Pharmaceuticals incl. Contraceptives and Vaccines	7	1,428,789.00
	United Kingdom	Evenproducts Ltd	Tools and General Machinery	1	806,452.00
	United Kingdom	Fairey Industrial Ceramics Ltd	Tools and General Machinery	1	501,481.00
	United Kingdom	Fairford Electronics Ltd	Tools and General Machinery	1	114,103.00
	United Kingdom	Food Safety Direct	Apparel and Luggage and Personal Care Products	1	64,655.00
	United Kingdom	GlaxoSmithKline Export Ltd	Pharmaceuticals incl. Contraceptives and Vaccines	1	96,480.00
	United Kingdom	Hattersley Aladdin Ltd	Medical Equipment and Accessories and Supplies	1	401,131.00
	United Kingdom	Hesco Bastion Ltd	Office Equipment and Accessories and Supplies	1	166,341.00
	United Kingdom	Hydrachem Ltd	Tools and General Machinery	1	1,487,798.00
	United Kingdom	J&D Wilkie Ltd Trading As Jack Ellis Body Protection	Apparel and Luggage and Personal Care Products	1	164,588.00
	United Kingdom	Jankel Armouring Ltd	Motor Vehicles and Parts, Accessories and Components	2	3,133,964.00
	United Kingdom	Lab21 Healthcare Ltd	Medical Equipment and Accessories and Supplies	1	35,745.00
	United Kingdom	Lifeline Technologies Trading Ltd	Educational Equipment, Materials and Supplies	1	327,494.00
	United Kingdom	Mallory International Ltd	Published Products	1	32,362.00
	United Kingdom	Medreich PLC	Pharmaceuticals incl. Contraceptives and Vaccines	3	2,414,129.00
	United Kingdom	Morningside Pharmaceuticals Ltd	Medical Equipment and Accessories and Supplies	3	4,956,320.00
	United Kingdom	Morningside Pharmaceuticals Ltd	Pharmaceuticals incl. Contraceptives and Vaccines	5	696,862.00
	United Kingdom	Nte Limited	Information Technology Broadcasting and Telecommunications	1	33,588.00
	United Kingdom	Ortho-Clinical Diagnostics (Johnson & Johnson)	Medical Equipment and Accessories and Supplies	1	44,520.00
	United Kingdom	Osprey Ltd	Tools and General Machinery	1	956,503.00
	United Kingdom	Palintest Ltd	Tools and General Machinery	1	323,951.00
	United Kingdom	Remonsys Ltd	Medical Equipment and Accessories and Supplies	1	58,102.00
	United Kingdom	Sdms Security Products Ltd	Office Equipment and Accessories and Supplies	1	36,288.00
	United Kingdom	Sollatek UK Ltd	Medical Equipment and Accessories and Supplies	1	1,073,786.00
	United Kingdom	The Crown Agents for Oversea Governments and Administrations Ltd	Formulas and products for nutritional support	1	2,236,834.00
	United Kingdom	Toyota Gibraltar Stockholdings Ltd	Motor Vehicles and Parts, Accessories and Components	6	12,906,405.00
	United Kingdom	True Energy Ltd	Medical Equipment and Accessories and Supplies	3	1,256,295.00
	United Kingdom	Wagtech Projects Ltd	Tools and General Machinery	1	62,951.00
	United Kingdom	Xerox Limited	Office Equipment and Accessories and Supplies	1	31,000.00
	United Republic of Tanzania	Identity Promotions Ltd	Published Products	1	85,012.00
	United Republic of Tanzania	Iprint Limited	Published Products	1	36,897.00
	United Republic of Tanzania	Jamana Printers Ltd	Published Products	1	521,937.00
	United Republic of Tanzania	Net Health Ltd	Medical Equipment and Accessories and Supplies	1	21,462,997.00
	United Republic of Tanzania	Power Foods Industries Ltd	Formulas and products for nutritional support	1	1,468,319.00
	United Republic of Tanzania	Prian Limited	Information Technology Broadcasting and Telecommunications	1	39,877.00
	United Republic of Tanzania	Sapna Electronix Ltd	Information Technology Broadcasting and Telecommunications	1	47,574.00
	United Republic of Tanzania	Step In Ltd	Office Equipment and Accessories and Supplies	1	35,946.00
	United Republic of Tanzania	Tanzania Printers Limited	Published Products	1	47,423.00
	United Republic of Tanzania	Tanzania Printing Services	Educational Equipment, Materials and Supplies	1	777,251.00
	United Republic of Tanzania	Toyota Tanzania Ltd	Office Equipment and Accessories and Supplies	1	58,164.00
	United Republic of Tanzania	Zama Secretarial Investment	Published Products	1	33,702.00
	United States of America	Access Bio Inc	Medical Equipment and Accessories and Supplies	1	409,184.00
	United States of America	Advanced Computer Concepts	Information Technology Broadcasting and Telecommunications	1	146,546.00
	United States of America	Advanced Computer Concepts	Office Equipment and Accessories and Supplies	1	31,307.00
	United States of America	Americas Generators Inc	Tools and General Machinery	1	124,450.00
	United States of America	Atlantic Business Systems Inc	Information Technology Broadcasting and Telecommunications	3	1,780,090.00
	United States of America	Atlantic Business Systems Inc	Office Equipment and Accessories and Supplies	1	50,801.00
	United States of America	Cardinal Scale Manufacturing Co	Formulas and products for nutritional support	1	436,398.00
	United States of America	Challenge Dairy Products Inc	Formulas and products for nutritional support	1	1,053,602.00
	United States of America	Chembio Diagnostics Systems Inc	Medical Equipment and Accessories and Supplies	1	5,554,456.00
	United States of America	Chesapeake Systems, Inc.	Office Equipment and Accessories and Supplies	1	64,135.00
	United States of America	Cisco Systems Inc	Information Technology Broadcasting and Telecommunications	1	706,657.00
	United States of America	Citrix Systems Inc	Information Technology Broadcasting and Telecommunications	3	178,341.00
	United States of America	Colorcraft Of Virginia Inc	Published Products	1	56,425.00
	United States of America	Computer Network Solutions	Information Technology Broadcasting and Telecommunications	1	53,806.00
	United States of America	Disease Control Technologies Private	Medical Equipment and Accessories and Supplies	1	1,836,155.00
	United States of America	DLT Solutions Lic	Office Equipment and Accessories and Supplies	1	118,798.00
	United States of America	Edesia	Formulas and products for nutritional support	1	6,046,752.00
	United States of America	Enabling Technologies	Medical Equipment and Accessories and Supplies	1	68,980.00
	United States of America	Esecurityogo	Information Technology Broadcasting and Telecommunications	1	41,277.00
	United States of America	Fisher Scientific Global Export Division Division	Laboratory and Measuring and Observing and Testing Equipment	1	61,131.00
	United States of America	Gaumard Scientific Company Inc	Educational Equipment, Materials and Supplies	1	69,751.00
	United States of America	Gist And Herlin Press	Published Products	1	40,530.00
	United States of America	Hedwin Corporation	Tools and General Machinery	1	38,160.00
	United States of America	Hewlett Packard	Information Technology Broadcasting and Telecommunications	3	835,038.00
	United States of America	Hewlett Packard	Office Equipment and Accessories and Supplies	2	312,042.00
	United States of America	Infor (Us), Inc	Information Technology Broadcasting and Telecommunications	1	30,660.00
	United States of America	Insight Direct Usa Inc	Information Technology Broadcasting and Telecommunications	1	59,680.00
	United States of America	International Aid Inc.	Laboratory and Measuring and Observing and Testing Equipment	1	67,460.00
	United States of America	International Business Machines	Information Technology Broadcasting and Telecommunications	1	294,927.00
	United States of America	Mana Nutrivee Aid Products Inc	Formulas and products for nutritional support	1	6,415,140.00
	United States of America	Manhattan Information Systems Inc	Information Technology Broadcasting and Telecommunications	1	62,977.00
	United States of America	Manhattan Information Systems Inc	Office Equipment and Accessories and Supplies	1	63,954.00
	United States of America	Maxaide	Medical Equipment and Accessories and Supplies	1	54,588.00
	United States of America	Merck & Co Inc	Pharmaceuticals incl. Contraceptives and Vaccines	2	19,455,545.00
	United States of America	Microsoft Corporation	Information Technology Broadcasting and Telecommunications	1	5,036,939.00
	United States of America	Microsoft Corporation	Office Equipment and Accessories and Supplies	1	60,214.00
	United States of America	Oracle America Inc	Information Technology Broadcasting and Telecommunications	1	602,772.00
	United States of America	Orasure Technologies Inc	Medical Equipment and Accessories and Supplies	1	34,000.00
	United States of America	Pfizer Inc	Pharmaceuticals incl. Contraceptives and Vaccines	1	219,072,780.00
	United States of America	Planson International Corporation	Information Technology Broadcasting and Telecommunications	5	2,756,273.00
	United States of America	Procter & Gamble Co	Tools and General Machinery	1	1,469,853.00
	United States of America	Rapid Access Communication	Information Technology Broadcasting and Telecommunications	1	57,678.00
	United States of America	Replogle Globes Inc	Educational Equipment, Materials and Supplies	1	38,362.00
	United States of America	Retractable Technologies Inc	Medical Equipment and Accessories and Supplies	1	3,070,654.00
	United States of America	Rice Lake Weighing Systems	Formulas and products for nutritional support	1	36,900.00
	United States of America	SAP America Inc	Information Technology Broadcasting and Telecommunications	1	4,009,655.00
	United States of America	SAP America Inc	Office Equipment and Accessories and Supplies	1	126,518.00
	United States of America	SHI International Corp	Information Technology Broadcasting and Telecommunications	1	277,809.00
	United States of America	Sundancer Refrigeration Inc	Medical Equipment and Accessories and Supplies	2	1,005,840.00
	United States of America	Syantec Corporation	Information Technology Broadcasting and Telecommunications	1	234,875.00
	United States of America	Synergy Corporate Technologies Ltd	Office Equipment and Accessories and Supplies	1	147,840.00
	United States of America	Tabatchnick Fine Foods Inc	Formulas and products for nutritional support	1	10,269,398.00
	United States of America	The United States Fund For UNICEF	Pharmaceuticals incl. Contraceptives and Vaccines	1	55,968.00
	United States of America	The Weeks Lerman Group	Educational Equipment, Materials and Supplies	1	41,892.00
	United States of America	The Weeks Lerman Group	Published Products	1	46,855.00
	United States of America	Vmware Inc	Information Technology Broadcasting and Telecommunications	1	60,413.00
	United States of America	Winshuttle Inc	Information Technology Broadcasting and Telecommunications	1	31,120.00
	United States of America	Wisconsin Aluminum Foundry Co Inc	Medical Equipment and Accessories and Supplies	1	467,694.00
	Uruguay	Meralir SA	Published Products	1	222,408.00
	Uzbekistan	Es-Print Private Firm	Published Products	1	32,061.00
	Uzbekistan	Name withheld for security reasons*	Office Equipment and Accessories and Supplies	1	57,713.00
	Uzbekistan	Kvinta Print Ooo	Published Products	1	36,063.00
	Uzbekistan	Name withheld for security reasons*	Published Products	1	107,562.00
	Vanuatu	Asco Motors	Office Equipment and Accessories and Supplies	1	45,368.00
	Vanuatu	Pacific Polytank	Office Equipment and Accessories and Supplies	1	57,621.00
	Vanuatu	Wilco Hardware	Office Equipment and Accessories and Supplies	1	111,260.00
	Venezuela (Bolivarian Rep. of)	Artquimia C.A.	Educational Equipment, Materials and Supplies	1	53,048.00
	Venezuela (Bolivarian Rep. of)	Inversiones Los Dos Mosquiteros, C.A.	Apparel and Luggage and Personal Care Products	1	93,701.00
	Yemen	Name withheld for security reasons*	Apparel and Luggage and Personal Care Products	2	1,166,442.00
	Yemen	Name withheld for security reasons*	Tools and General Machinery	1	51,163.00
	Yemen	Name withheld for security reasons*	Apparel and Luggage and Personal Care Products	1	691,041.00
	Yemen	Name withheld for security reasons*	Office Equipment and Accessories and Supplies	1	47,048.00
	Yemen	Name withheld for security reasons*	Apparel and Luggage and Personal Care Products	1	100,440.00

\* For security and privacy reasons, the name of the supplier is not displayed when it includes the name of an individual.

AGENCY	Location of Supplier	Name of Supplier	Description of Goods	#POs	Total Value of POs (USD)
UNICEF continued					
Yemen		Name withheld for security reasons*	Office Equipment and Accessories and Supplies	1	69,551.00
Yemen		Name withheld for security reasons*	Educational Equipment, Materials and Supplies	1	55,870.00
Yemen		Name withheld for security reasons*	Information Technology Broadcasting and Telecommunications	1	186,311.00
Yemen		Anebras Printing Press	Published Products	1	89,417.00
Yemen		Name withheld for security reasons*	Published Products	1	134,392.00
Yemen		Name withheld for security reasons*	Apparel and Luggage and Personal Care Products	1	162,950.00
Yemen		Name withheld for security reasons*	Office Equipment and Accessories and Supplies	1	59,427.00
Yemen		AMTC Toyota	Motor Vehicles and Parts, Accessories and Components	1	106,000.00
Yemen		Name withheld for security reasons*	Apparel and Luggage and Personal Care Products	1	532,402.00
Yemen		Name withheld for security reasons*	Apparel and Luggage and Personal Care Products	1	62,270.00
Yemen		Jan For Marketing	Apparel and Luggage and Personal Care Products	1	56,279.00
Yemen		Mam International Corp	Information Technology Broadcasting and Telecommunications	1	42,000.00
Yemen		Name withheld for security reasons*	Apparel and Luggage and Personal Care Products	1	346,526.00
Yemen		Onex Design and Advert	Medical Equipment and Accessories and Supplies	1	76,260.00
Yemen		Onex Design and Advert	Office Equipment and Accessories and Supplies	1	156,744.00
Yemen		Onex Design and Advert	Published Products	1	248,236.00
Yemen		Right Media For Trading	Published Products	1	33,839.00
Yemen		Roto Tank	Tools and General Machinery	1	43,256.00
Yemen		Saba Furniture Center	Office Equipment and Accessories and Supplies	1	56,041.00
Yemen		Silver Filters Company	Tools and General Machinery	1	208,649.00
Yemen		Thabet Son Corporation (Minolta)	Office Equipment and Accessories and Supplies	1	57,663.00
Zambia		Gadsden Books	Published Products	1	34,138.00
Zambia		Hazida Ltd	Information Technology Broadcasting and Telecommunications	1	186,163.00
Zambia		Longman Zambia Ltd	Published Products	1	330,489.00
Zambia		Maiden Publishing House	Published Products	1	85,008.00
Zambia		Melcome Marketing and Distributors	Apparel and Luggage and Personal Care Products	1	60,163.00
Zambia		Melcome Marketing and Distributors	Structures and Building and Manufacturing Components	1	44,102.00
Zambia		Mint Investments Ltd	Medical Equipment and Accessories and Supplies	1	46,151.00
Zambia		New Horizon Printing Press	Published Products	1	867,276.00
Zambia		Pharmanova Zambia Ltd	Apparel and Luggage and Personal Care Products	1	76,505.00
Zambia		Plan Net Jobbing Ltd	Apparel and Luggage and Personal Care Products	1	78,165.00
Zambia		Premier Safety Zambia Limited	Apparel and Luggage and Personal Care Products	1	45,479.00
Zambia		Reliance Technology Ltd	Information Technology Broadcasting and Telecommunications	2	161,928.00
Zambia		Sarnac Ventures Ltd	Apparel and Luggage and Personal Care Products	1	63,141.00
Zambia		Society For Family Health	Tools and General Machinery	1	59,556.00
Zambia		Supersonic International Zambia Ltd	Office Equipment and Accessories and Supplies	1	448,728.00
Zambia		Tata (Z) Ltd	Motor Vehicles and Parts, Accessories and Components	1	67,377.00
Zambia		Zambia Educational Publishing House	Published Products	1	66,220.00
Zimbabwe		Celsys Ltd T/A Celsys Print	Published Products	1	48,639.00
Zimbabwe		Daeta International Trading Cc	Office Equipment and Accessories and Supplies	1	36,679.00
Zimbabwe		Daeta International Trading Cc	Published Products	1	35,255.00
Zimbabwe		Document Support Centre	Information Technology Broadcasting and Telecommunications	1	65,895.00
Zimbabwe		Name withheld for security reasons*	Medical Equipment and Accessories and Supplies	1	40,732.00
Zimbabwe		Econet Wireless	Structures and Building and Manufacturing Components	1	48,004.00
Zimbabwe		Fuzzy Electronics	Information Technology Broadcasting and Telecommunications	1	64,589.00
Zimbabwe		Hunyani Corrugated Products	Tools and General Machinery	1	62,940.00
Zimbabwe		Kingsport Investments Pvt Ltd	Apparel and Luggage and Personal Care Products	1	54,825.00
Zimbabwe		National Generics T/A Greenwood Wholesalers	Tools and General Machinery	1	141,280.00
Zimbabwe		Nelcem Pvt Ltd	Pharmaceuticals incl. Contraceptives and Vaccines	1	60,435.00
Zimbabwe		Proplastics	Tools and General Machinery	1	54,416.00
Zimbabwe		Raven Court Fuels Pvt T/A Rvc	Fuels, Fuel Additives, Lubricants and Anti corrosive Materials	1	60,982.00
Zimbabwe		Realmate Investments (Pvt) Ltd	Tools and General Machinery	1	34,450.00
Zimbabwe		Redan Gas Pvt Ltd	Medical Equipment and Accessories and Supplies	1	91,911.00
Zimbabwe		Sable Press Pvt Ltd	Published Products	1	134,389.00
Zimbabwe		Solar Shack Pvt Ltd	Information Technology Broadcasting and Telecommunications	1	81,336.00
Zimbabwe		Strauss Logistics Ltd	Fuels, Fuel Additives, Lubricants and Anti corrosive Materials	1	96,834.00
Zimbabwe		Turnstead Investments Pvt Ltd	Apparel and Luggage and Personal Care Products	1	179,700.00
Zimbabwe		V and W Engineering	Tools and General Machinery	1	1,082,406.00
Zimbabwe		World Bicycle Relief	Motor Vehicles and Parts, Accessories and Components	1	162,772.00
UNIDO					
Argentina		DOSIVAC S.A.	Pumps	1	178,242.96
Austria		BEHAN + THURM OFFICE HOME	Office furniture	1	106,676.44
Austria		Healvita Group GmbH	Commercial fishing equipment	2	256,560.00
Bangladesh		40003725	Temporary construction and maintenance support equipment and materials	1	138,497.00
Bangladesh		40003908	Notebook computers	1	37,626.13
Bangladesh		40003919	Construction sheds and trailers	1	31,277.88
Bangladesh		40004149	Industrial machinery components and accessories	1	32,560.00
Cameron		40004610	Passenger motor vehicles	1	58,820.65
Cameron		SOMCO Sari	Agricultural processing machinery and equipment	2	1,574,925.01
China		40003841	Weight measuring instruments	1	215,771.33
China		Beijing Liangmao Technology Develop	Dispensing and spraying appliances for agriculture	1	50,000.00
Denmark		DAN Office	Computer accessories	1	31,038.46
Denmark		Kjaer&Kjaer	Passenger motor vehicles	2	152,160.97
Djibouti		Red Sea Automotive FZCO	Passenger motor vehicles	1	32,100.00
Djibouti		Red Sea Automotive FZCO	Product and material transport vehicles	1	47,380.00
Ecuador		40003561	Power generators	1	35,450.24
Ecuador		40003792	Tanks and cylinders and their accessories	1	97,500.00
Ethiopia		The Motor & Engineering Co. of Eth.	Product and material transport vehicles	1	47,380.00
France		40004547	Air transportation support systems and equipment	1	37,861.00
France		ZWIEBEL SAS	Viewing and observing instruments and accessories	1	31,648.28
Gambia		CFAO MOTORS	Product and material transport vehicles	1	33,500.00
Germany		Festo Didactic GmbH&Co.KG	Production control system instrumentation	1	1,277,637.73
Germany		INNOTECH Ingenieursgesellschaft mbH	Agricultural processing machinery and equipment	1	44,507.17
Germany		LABSCO Laboratory Supply Company	Electrical measuring and testing equipment and accessories	2	120,355.64
Germany		LABSCO Laboratory Supply Company	Hot cell devices	1	54,272.73
Germany		LABSCO Laboratory Supply Company	Laboratory furniture	1	76,056.18
Germany		LABSCO Laboratory Supply Company	Laboratory microscope slides and supplies	2	101,657.31
Germany		Name withheld for security reasons*	Weight measuring instruments	1	39,425.24
Germany		SARTORIUS AG	Weight measuring instruments	1	31,207.60
Germany		von Cramm and Co GmbH and Co KG	Fan coil unit	1	39,017.72
Gibraltar		Toyota Gibraltar Stockholdings Ltd	Passenger motor vehicles	1	121,145.18
Gibraltar		Toyota Gibraltar Stockholdings Ltd	Specialized and recreational vehicles	1	111,959.66
Guatemala		Ingenieria de Servicios Analiticos	Laboratory and scientific equipment	1	32,522.32
Haiti		GLOBAL - Home and Office Smart s.a	Office furniture	1	30,600.00
India		Apollo International Limited	Power plants	1	299,014.99
India		Bellstone Hi Tech International	Book binding and sewing equipment and accessories	1	30,562.00
India		Bellstone Hi Tech International	Cookware and kitchen tools	1	35,098.00
India		GMM Pfaudler Process Solutions	Storage vessels and tanks	1	47,024.34
India		The Energy and Resources Institute	Power plants	3	607,000.00
Iran (Islamic Republic of)		KARAMADAN Hampa Co	Multifunction machines	1	132,530.00
Italy		Afros S p A	Industrial refrigerators	1	1,380,000.00
Italy		Afros S p A	Pump parts and accessories	1	66,590.00
Italy		EKOSYSTEM S.R.L.	Food and beverage dispensing equipment	1	951,000.00
Italy		EKOSYSTEM S.R.L.	Industrial machinery components and accessories	1	81,623.50
Italy		Gasparotto Impianti	Tanks and cylinders and their accessories	1	125,900.00
Italy		GERMA S r l	Agricultural machinery for planting and seeding	1	44,367.99
Italy		Impianti OMS Spa	Industrial refrigerators	1	72,850.00
Italy		ITALPROGETTI Engineering	Produced water treating equipment	1	169,600.00
Italy		mec marine s.r.l	Laboratory and scientific equipment	1	32,493.37
Italy		NEW Tronic srl	Cutting and crimping and punching tools	1	34,957.52
Italy		Name withheld for security reasons*	Leather preparing machinery and accessories	1	237,942.95
Italy		Name withheld for security reasons*	Leather working and repairing machinery and accessories	1	216,535.81
Lebanon		40003912	Unit cooler	1	56,930.00
Lebanon		40003913	Food preparation machinery	1	30,050.00
Lebanon		40003914	Laboratory and scientific equipment	1	31,765.00

\* For security and privacy reasons, the name of the supplier is not displayed when it includes the name of an individual.

2013 | Major purchase orders by UN organization

AGENCY	Location of Supplier	Name of Supplier	Description of Goods	#POs	Total Value of POs (USD)
<b>UNIDO continued</b>					
	Lebanon	40003924	Boilers	1	50,900.00
	Lebanon	BLUEFIELD OFFSHORE SAL	Agricultural machinery for soil preparation	1	44,970.00
	Lebanon	INTERTECH BATINORM	Weight measuring instruments	1	323,222.53
	Lebanon	INTERTECH BATINORM SAL	Food preparation machinery	1	31,055.00
	Libya	40003831	Industrial machinery components and accessories	1	90,366.24
	Mozambique	Tiga	Computer data input devices	1	50,253.30
	Netherlands	DEVOTRA B V	Power plants	3	383,972.18
	Netherlands	DEVOTRA B V	Viewing and observing instruments and accessories	1	38,026.72
	Netherlands	UNICORN B.V.	Gas analyzers and monitors	1	54,274.08
	Netherlands	UNICORN B.V.	Heavy equipment components	1	68,809.98
	Netherlands	UNICORN B.V.	Industrial refrigerators	4	194,417.33
	Netherlands	Unicom BV	Completion tools and equipment	1	31,600.00
	Netherlands	Unicom BV	Industrial refrigerators	3	356,416.55
	Pakistan	TICS Private Limited	Heavy equipment components	1	87,785.25
	Poland	RADWAG	Viewing and observing instruments and accessories	1	90,633.89
	Republic of Korea	40004022	Chemical injection systems	1	35,276.00
	Republic of Moldova	40004433	Screw chiller	1	48,369.57
	Russian Federation	40004143	Gas treating equipment	1	207,231.40
	Russian Federation	FSEI HPE Astrakhan State	General educational facility fixtures	1	32,025.00
	Spain	TST STAG S A	Hydraulic tools	1	75,396.02
	Spain	TST STAG S A	Industrial machinery components and accessories	1	120,739.83
	Spain	TST STAG S A	Industrial refrigerators	1	35,520.30
	Spain	ULMA AGRICOLA S.COOP	Constant temperature and humidity chamber	1	301,436.98
	Sudan	40003383	Agricultural processing machinery and equipment	1	168,300.00
	Sudan	40004119	Commercial fishing equipment	1	68,980.02
	Sudan	EL TABALDI CO. LTD.	Commercial fishing equipment	1	56,650.80
	Sudan	PRACTICAL ACTION	Construction sheds and trailers	1	46,669.93
	Sweden	VOLVO CAR CORPORATION	Passenger motor vehicles	1	51,950.46
	Switzerland	Name withheld for security reasons*	Chemical injection systems	2	252,139.50
	Fmr Yugoslav Rep. Macedonia	ARIAZONE INTERNATIONAL EUROPE	Industrial refrigerators	1	349,295.00
	Turkey	Linde Group A.S.	Laboratory pumps and tubing	1	32,403.00
	United Arab Emirates	40003770	Commercial fishing equipment	1	56,650.80
	United Kingdom	40003815	Building construction machinery and accessories	1	52,836.00
	United Kingdom	40004038	Agricultural processing machinery and equipment	1	183,333.33
	United Kingdom	CROWWELL Tools Limited	Completion tools and equipment	2	91,583.98
	United Kingdom	CROWWELL Tools Limited	Desktop computers	1	39,139.01
	United Kingdom	CROWWELL Tools Limited	Food preparation machinery	1	32,866.87
	United Kingdom	CROWWELL Tools Limited	Pneumatic tools	1	153,929.17
	United Kingdom	Capuma Ltd UK	Electrochemical measuring instruments and accessories	1	38,840.00
	United Kingdom	Capuma Ltd UK	Fan coil unit	1	68,978.00
	United Kingdom	Isothermal Technology Ltd	Laboratory baths	1	82,877.89
	United Kingdom	Sotex International Ltd	Laboratory filtering equipment and supplies	1	48,817.91
	United Kingdom	Sotex International Ltd	Pneumatic cylinders and components	1	34,089.98
	United States of America	40004111	Product and material transport vehicles	1	66,224.52
	United States of America	40004127	Electronic and communication measuring and testing instruments	1	62,428.00
	United States of America	Data Power Services, LLC	Acidizing equipment	1	94,964.00
	United States of America	FLUKE Corporation	Laboratory environmental conditioning equipment	1	171,978.00
	United States of America	WINROCK INTERNATIONAL	Power plants	2	1,250,000.00
	Venezuela (Bolivarian Rep. of)	Industrias Interim CA	Electronic assembly machinery and support equipment	1	62,400.00
	Viet Nam	40003600	Computer servers	1	127,500.00
	Viet Nam	40004656	Water cooled condensor	1	51,034.48
	Viet Nam	Vietnam Boiler Joint Stock Company	Boilers	2	471,550.00
<b>UNOG</b>					
	Denmark	DANIMEX COMMUNICATION A/S	Fixed network equipment and components	1	30,283.82
	Denmark	Name withheld for security reasons*	Security, Safety and Law Enforcement Equipment	1	30,496.81
	France	GROUPE MULLIEZ FLORY	Clothing	1	75,862.57
	France	ICOM FRANCE SAS	Security, Safety and Law Enforcement Equipment	1	70,596.78
	France	NOVACOM SERVICES	Fixed network equipment and components	1	95,670.00
	France	OBIANE SA	Other Goods	1	30,418.40
	France	OFFICE DEPOT BUSINESS SOLUTIONS	Office supplies	1	172,413.79
	France	PHARMACIE DE LA POTERIE	Other Goods	1	30,000.00
	Germany	ASC ARMORED SPECIALTY CARS GmbH	Motor Vehicles and Parts, Accessories and Components	2	1,962,514.48
	Germany	NOWAR - SECURITY EQUIPMENT GmbH	Security, Safety and Law Enforcement Equipment	1	41,477.61
	Gibraltar	ARMOURED PROJECT VEHICLES	Automobiles or cars	1	273,634.84
	Gibraltar	ARMOURED PROJECT VEHICLES	Sports car	5	839,097.71
	Gibraltar	TOYOTA GIBRALTAR STOCKHOLDINGS LTD.	Sports car	15	1,304,689.04
	Netherlands	UNI BUSINESS CENTER BV	Fixed network equipment and components	2	80,490.75
	Sweden	X MOMS SWESUPPLY	Developmental and professional teaching aids and materials and accessories a	1	52,879.35
	Sweden	X MOMS SWESUPPLY	Security, Safety and Law Enforcement Equipment	1	37,042.06
	Sweden	X MOMS SWESUPPLY	Tools and General Machinery	1	33,562.20
	Switzerland	ANTALIS SA	Paperboard and packaging papers	1	36,601.08
	Switzerland	ARP SUISSE SA	Computers	1	40,000.00
	Switzerland	ARP SUISSE SA	Other Goods	4	692,620.81
	Switzerland	AVISION AG	Audio and visual equipment	1	53,151.69
	Switzerland	BLANC - LABO SA	Laboratory cooling equipment	2	249,902.19
	Switzerland	CLINILINE SA	Other Goods	1	32,700.89
	Switzerland	COMSOFT DIRECT SA (SOFTWARE)	Software	1	78,727.68
	Switzerland	Name withheld for security reasons*	Marine fuel	2	92,668.64
	Switzerland	DAN OFFICE SA	Computers	9	730,125.00
	Switzerland	DELL SA	Computer displays	1	35,991.47
	Switzerland	DELL SA	Computers	16	1,461,118.75
	Switzerland	DPS SA	Computer printers	1	37,355.91
	Switzerland	EB-QUAL SA	Optical network devices	1	69,599.08
	Switzerland	EMC COMPUTER SYSTEMS SA	Information Technology Broadcasting and Telecommunications	1	315,350.00
	Switzerland	EMC COMPUTER SYSTEMS SA	Optical network devices	1	299,407.00
	Switzerland	EMC COMPUTER SYSTEMS SA	Other Goods	1	337,425.00
	Switzerland	FISCHER PAPIER SA	Paperboard and packaging papers	2	222,208.60
	Switzerland	HEIDELBERG SUISSE SA	Paper making and paper processing machinery and equipment and supplies	2	125,000.00
	Switzerland	HEWLETT PACKARD (SWITZERLAND) AG	Computer printers	1	30,897.00
	Switzerland	HEWLETT PACKARD (SWITZERLAND) AG	Computers	1	332,089.38
	Switzerland	INAPA SUISSE SA	Paperboard and packaging papers	5	52,162.46
	Switzerland	INTERSITAG BUROROY SA	Commercial and industrial furniture	3	151,605.94
	Switzerland	KAISER + KRAFT SA	Other Goods	1	34,441.14
	Switzerland	LENOVO (Schweiz) GmbH	Computers	1	120,960.00
	Switzerland	MAX C. MEISTER AG	Security, Safety and Law Enforcement Equipment	2	174,563.78
	Switzerland	MIB SUISSE SA	Computers	1	242,396.56
	Switzerland	MTF QUADRA S.A.	Software	1	39,837.08
	Switzerland	POINTVUE SARL	Optical network devices	1	87,026.00
	Switzerland	ROUND OFFICE SA	Furniture and Furnishings	3	197,095.75
	Switzerland	SATEB Sarl	Other Goods	1	57,155.46
	Switzerland	SIHL & EIKA PAPIERS SA ** use 82484	Paperboard and packaging papers	1	290,000.00
	Switzerland	SWISSCOM (SUISSE) SA	Software	1	34,426.46
	Switzerland	TEAG TEXTIL-EMBALLAGEN AG	Bags	2	74,664.30
	Switzerland	TORSON KUNSTSTOFFTECHNIK AG	Other Goods	1	38,950.89
	Switzerland	VISUALS (Switzerland) Sarl	Audio and visual equipment	1	178,024.36
	Switzerland	VISUALS (Switzerland) Sarl	Optical network devices	1	38,759.36
	Thailand	RMA AUTOMOTIVE COMPANY LIMITED	Sports car	1	117,900.00
	United Kingdom	RELTEX RELIEF SUPPLIES LTD.	Paperboard and packaging papers	1	110,000.00
	United Kingdom	VAN WALT LIMITED	Other Goods	1	38,673.13
	United Kingdom	WINKELMANN (UK) LIMITED	Security, Safety and Law Enforcement Equipment	1	41,230.00
	United States of America	CISCO SYSTEMS INC	Computers	1	110,925.00
	United States of America	CISCO SYSTEMS INC	Fixed network equipment and components	1	54,751.48
	United States of America	CISCO SYSTEMS INC	Information Technology Broadcasting and Telecommunications	2	356,298.40
	United States of America	CISCO SYSTEMS INC	Optical network devices	5	2,121,390.50
	United States of America	CISCO SYSTEMS INC	Other Goods	1	33,566.92

\* For security and privacy reasons, the name of the supplier is not displayed when it includes the name of an individual.

AGENCY				Total Value of
Location of Supplier	Name of Supplier	Description of Goods	#POs	POs (USD)
<b>UNOG continued</b>				
United States of America	CISCO SYSTEMS INC	Software	1	61,990.00
United States of America	CSU INDUSTRIES INC	Computers	1	75,000.00
United States of America	JB INTERNATIONAL ENTERPRISES INC.	Audio and visual equipment	1	35,980.00
United States of America	JB INTERNATIONAL ENTERPRISES INC.	Information Technology Broadcasting and Telecommunications	1	32,205.00
<b>UNON</b>				
Afghanistan	Name withheld for security reasons*	Building and Construction Machinery and Accessories	1	71,785.64
Afghanistan	Name withheld for security reasons*	Building and Construction Machinery and Accessories	1	39,583.30
Afghanistan	Name withheld for security reasons*	Power Generation and Distribution Machinery and Accessories	1	87,020.00
Afghanistan	Name withheld for security reasons*	Building and Construction Machinery and Accessories	1	66,750.00
Austria	EMC COMPUTER SYSTEMS AUSTRIA GMBH	Information Technology Broadcasting and Telecommunications	1	343,443.00
Austria	EMC COMPUTER SYSTEMS AUSTRIA GMBH	Printing and Photographic and Audio and Visual Equipment	1	39,945.00
Canada	CDW CANADA INC	Electronic Components and Supplies	1	31,490.40
Colombia	Proveer Impresiones y Publicitarios	Office Equipment and Accessories and Supplies	1	34,802.51
Denmark	Dan office	Information Technology Broadcasting and Telecommunications	1	31,625.00
Denmark	DANISH INTERPRETATION SYSTEMS	Information Technology Broadcasting and Telecommunications	1	56,739.30
Denmark	DANISH INTERPRETATION SYSTEMS	Printing and Photographic and Audio and Visual Equipment	1	178,915.45
France	TEAM WORK SAS	Apparel and Luggage and Personal Care Products	1	174,280.00
Germany	FLEISCHHACKER GMBH & CO. KG	Medical Equipment and Accessories and Supplies	2	97,972.87
Gibraltar	TOYOTA GIBALTAR STOCKHOLDINGS LTD	Motor Vehicles and Parts, Accessories and Components	2	141,187.15
Jamaica	SPATIAL INNOVISION LIMITED	Information Technology Broadcasting and Telecommunications	1	58,532.90
Jordan	Name withheld for security reasons*	Furniture and Furnishings	1	157,342.00
Jordan	Information & Graphics Systems Consultants (InfoGr	Information Technology Broadcasting and Telecommunications	1	31,936.00
Kenya	Name withheld for security reasons*	Printing and Photographic and Audio and Visual Equipment	1	62,277.53
Kenya	ASHCOTT LIMITED	Medical Equipment and Accessories and Supplies	1	45,215.22
Kenya	COMPUTECH LIMITED	Electronic Components and Supplies	1	163,595.21
Kenya	Name withheld for security reasons*	Motor Vehicles and Parts, Accessories and Components	1	64,260.00
Kenya	E. P. DIS KENYA LTD	Medical Equipment and Accessories and Supplies	1	33,647.11
Kenya	ELITE COMPUTERS LTD	Information Technology Broadcasting and Telecommunications	4	207,148.46
Kenya	KENYA MOTORS & EQUIPMENT LTD	Motor Vehicles and Parts, Accessories and Components	1	47,394.72
Kenya	KENYA TENTS LTD	Apparel and Luggage and Personal Care Products	1	45,591.77
Kenya	KENYA TENTS LTD	Shelter Equipment and Supplies, incl. Tents, Blankets and Mosquito Nets	1	51,790.07
Kenya	KIM-FAY EAST AFRICA LTD	Paper Materials and Products	1	43,903.48
Kenya	PRAFULCHANDRA & BROTHERS LTD	Electronic Components and Supplies	1	45,954.19
Kenya	PUR CONTRACTORS	Building and Construction Machinery and Accessories	1	73,183.08
Kenya	TRANSPAPER KENYA LIMITED	Information Technology Broadcasting and Telecommunications	1	71,200.93
Kenya	TYPOTECH IMAGING SYSTEMS LTD	Information Technology Broadcasting and Telecommunications	2	79,800.00
Kenya	TYPOTECH IMAGING SYSTEMS LTD	Printing and Photographic and Audio and Visual Equipment	1	32,718.00
Kenya	ULTRA EQUIPMENT LTD	Shelter Equipment and Supplies, incl. Tents, Blankets and Mosquito Nets	1	162,087.90
Kenya	VICTORIA FURNITURES LIMITED	Furniture and Furnishings	1	38,848.22
Pakistan	Cops Enterprises	Structures and Building and Manufacturing Components	3	232,637.32
Pakistan	Environmental systems Research Institute Inc.	Information Technology Broadcasting and Telecommunications	1	66,255.00
Pakistan	Fair Trade Services.	Furniture and Furnishings	1	138,437.39
Pakistan	Fair Trade Services.	Structures and Building and Manufacturing Components	1	69,754.29
Pakistan	GeoMap Pakistan	Published Products	1	38,298.24
Pakistan	GROVE	Published Products	1	74,080.25
Pakistan	Name withheld for security reasons*	Resin and Rosin and Rubber and Foam and Film and Elastomeric Materials	2	82,324.09
Pakistan	Heritage Foundation	Food and Beverage Products	1	96,941.37
Pakistan	IMGC GLOBAL (PVT) LTD	Apparel and Luggage and Personal Care Products	1	69,104.06
Pakistan	IMGC GLOBAL (PVT) LTD	Medical Equipment and Accessories and Supplies	1	121,134.53
Pakistan	M/S Tharcon	Furniture and Furnishings	1	106,823.48
Pakistan	M/S Tharcon	Structures and Building and Manufacturing Components	1	122,241.97
Pakistan	Ora-Tech Systems (Pvt) Ltd	Information Technology Broadcasting and Telecommunications	1	34,740.43
Pakistan	SM Jaffer & Co	Information Technology Broadcasting and Telecommunications	1	59,048.76
Pakistan	Synergy Computers	Information Technology Broadcasting and Telecommunications	1	31,144.30
Pakistan	Unicorn Projects	Structures and Building and Manufacturing Components	1	41,055.58
Panama	MULTITEK PACIFICO	Information Technology Broadcasting and Telecommunications	1	33,201.62
Portugal	FUTURVIDA-FABRICACAO DE VEICULOS ESPECIAIS, LDA	Medical Equipment and Accessories and Supplies	1	168,421.90
South Africa	JASCO SYSTEMS (PTY) LTD	Printing and Photographic and Audio and Visual Equipment	1	88,735.94
Sri Lanka	DMS Electronics (Pvt) Ltd	Information Technology Broadcasting and Telecommunications	1	38,136.50
Sri Lanka	GIS Solutions (Pvt) Ltd	Information Technology Broadcasting and Telecommunications	1	40,858.94
Switzerland	HEWLETT PACKARD	Information Technology Broadcasting and Telecommunications	6	325,409.32
Uganda	PICFARE INDUSTRIES LTD	Paper Materials and Products	1	97,560.00
United Arab Emirates	GOLDEN RELIEF RESOURCES LLC	Manufacturing Components and Supplies	1	43,950.00
United Kingdom	MOTOROLA SOLUTIONS UK LTD	Information Technology Broadcasting and Telecommunications	2	141,472.90
United Kingdom	SHEARGOLD LIMITED	Office Equipment and Accessories and Supplies	1	102,685.00
United States of America	ADVIZING IT INC	Information Technology Broadcasting and Telecommunications	1	70,000.00
United States of America	CISCO SYSTEMS INC.	Information Technology Broadcasting and Telecommunications	4	790,147.92
United States of America	CISCO SYSTEMS INC.	Power Generation and Distribution Machinery and Accessories	1	116,620.60
United States of America	CISCO SYSTEMS INC.	Printing and Photographic and Audio and Visual Equipment	1	45,176.00
United States of America	LA CRESTA COMMUNICATIONS INC.	Information Technology Broadcasting and Telecommunications	1	49,805.00
United States of America	LANCO TRADING & INVESTMENT	Information Technology Broadcasting and Telecommunications	1	137,000.00
United States of America	SOME'S UNIFORM INC.	Apparel and Luggage and Personal Care Products	1	56,827.00
<b>UNOPS</b>				
Afghanistan	AFGHAN CRYSTAL CO. LTD	Printer or facsimile toner	1	33,554.00
Afghanistan	Affach International Ltd	High end computer servers	1	47,555.24
Afghanistan	Akramzada International Ltd	Network routers	1	107,476.38
Afghanistan	Name withheld for security reasons*	Band printers	1	53,343.36
Afghanistan	ECL Afghan Ltd	Diesel fuel	9	902,051.07
Afghanistan	ECL Afghan Ltd	Fuel Oils	1	86,350.41
Afghanistan	ECL Afghan Ltd	Gasoline or Petrol	6	251,579.35
Afghanistan	Name withheld for security reasons*	Network channel or data service units	1	32,947.00
Afghanistan	Name withheld for security reasons*	VPN network security equipment	1	30,850.00
Afghanistan	Kambiz	Pulse grains	1	87,088.47
Afghanistan	Name withheld for security reasons*	Diesel fuel	2	77,284.95
Afghanistan	Megaplus Afghanistan Ltd	Computer servers	1	100,000.00
Afghanistan	RMA GROUP ( AFGHANISTAN ) LIMITED	Flatbed truck	1	30,125.00
Afghanistan	Safi Engineering Services	Diesel generators	1	46,250.00
Afghanistan	Sailani Group of Companies	Structures and Building and Manufacturing Components	1	119,750.00
Afghanistan	Name withheld for security reasons*	Diesel fuel	1	41,047.57
Afghanistan	Name withheld for security reasons*	Structures and Building and Manufacturing Components	1	41,400.00
Argentina	Name withheld for security reasons*	Drugs for inducing labor	1	219,381.08
Argentina	DRIPLAN S.A.	Medical Equipment and Accessories and Supplies	1	570,000.00
Argentina	FIAT AUTO ARGENTINA S.A	Ambulances	1	2,213,912.47
Argentina	GE HEALTHCARE DE ARGENTINA S.A.	Medical Equipment and Accessories and Supplies	1	1,737,572.00
Argentina	LABORATORIO DE HEMODERIVADOS UNC	Drugs for inducing labor	1	33,385.99
Argentina	Laboratorio Internacional Argentino S.A.	Drugs for inducing labor	1	41,504.69
Argentina	NIPRO MEDICAL CORPORATION	Medical Equipment and Accessories and Supplies	1	278,730.01
Argentina	PROPATO HNOS. SAIC	Drugs for inducing labor	1	56,977.54
Australia	ARRB Group Ltd	Exchangeable top or nosepiece drill	1	31,288.57
Australia	CODAN LIMITED	Radio frequency data communication equipment	2	95,925.63
Australia	Minelab Electronics Pty Ltd	Public safety and control	1	91,476.00
Austria	EMC Computer Systems Austria GmbH	Network management or monitoring device	2	489,074.84
Belgium	SAMAP S.A.	Notebook computers	1	31,528.36
Bulgaria	DANLEX OOD	X ray baggage inspection system	1	166,680.57
Côte d'Ivoire	PC + TECHNOLOGY	Organic light emitting displays	1	138,028.55
Cambodia	ICE	High end computer servers	1	42,615.00
Cambodia	Medicom Co., Ltd	Laboratory and Measuring and Observing and Testing Equipment	1	114,600.00
Cambodia	PIDANA Co., Ltd	Corporate uniforms	1	30,470.00
Canada	ALLEN-VANGUARD TECHNOLOGIES INC.	Public safety and control	1	1,084,020.00
Canada	MED-ENG LLC	Armored fighting vehicles	1	745,200.00
Canada	MED-ENG LLC	Public safety and control	1	1,084,020.00
Canada	NANOMETRICS INC.	Blocks	1	44,160.00
Canada	PHOENIX GEOPHYSICS LIMITED	Blocks	1	236,460.00
Canada	Tra Acoustics Ltd	Medical Equipment and Accessories and Supplies	1	37,445.00
Chile	Esri Chile S.A.	Business function specific software	1	36,985.47

\* For security and privacy reasons, the name of the supplier is not displayed when it includes the name of an individual.

AGENCY				Total Value of
Location of Supplier	Name of Supplier	Description of Goods	#POs	POs (USD)
<b>UNOPS continued</b>				
China	China New Era Group Corporation	Reservoirs	1	309,734.00
China	Inverness Medical Innovations HK Ltd.	Rapid test kits	1	777,691.54
China	NUCTECH COMPANY LIMITED	Container trailers	1	102,266.71
China	NUCTECH COMPANY LIMITED	Scanners	1	2,400,000.00
China	Peak International Trade (Tianjin) Co.,	Busses	1	3,761,100.00
China	Peak International Trade (Tianjin) Co.,	Laboratory and Measuring and Observing and Testing Equipment	1	35,991.35
China	UNIDUS(Zhangjiagang)RubberProductsCo,LTD	Obstetrical and gynecological equipment and supplies	1	96,401.00
China	Yorkool International Limited	Medical apparel and textiles	2	2,051,616.06
China (Hong Kong)	Beckman Coulter Hong Kong Ltd	Medical Equipment and Accessories and Supplies	1	55,335.00
China (Hong Kong)	TOP SOURCES TRADING LTD	Conferencing tables	1	32,761.84
Colombia	MANUFACTURAS DELMYP SAS	Mattresses or sleep sets	1	46,125.00
Colombia	MANUFACTURAS DELMYP SAS	Tents	1	66,420.00
Czech Republic	SVOS, spol. s r. o.	Armored fighting vehicles	2	1,156,341.59
Czech Republic	SVOS, spol. s r. o.	Station wagons	1	151,994.14
Democratic Rep. of the Congo	ENERBO S.P.R.L	Building and Construction Machinery and Accessories	1	232,200.00
Democratic Rep. of the Congo	ENGEN RDC	Gasoline or Petrol	1	35,108.00
Democratic Rep. of the Congo	EST MAMAN DODO	Hydraulic generators	1	60,000.00
Democratic Rep. of the Congo	ETS LA REFERENCE	Cement and lime	1	172,935.00
Democratic Rep. of the Congo	ETS LA REFERENCE	Structural materials	1	42,146.50
Democratic Rep. of the Congo	ETS MAISON KAMBO	Beryllium Be	1	55,028.00
Democratic Rep. of the Congo	ETS MAISON KAMBO	Structural materials	1	52,575.00
Democratic Rep. of the Congo	ETS SERKI	Structural materials	1	43,600.00
Democratic Rep. of the Congo	PALGRAND ENTREPRISE	Agricultural machinery for soil preparation	1	160,963.74
Democratic Rep. of the Congo	Prodimex SARL	Motorcycles	2	108,550.00
Democratic Rep. of the Congo	QUINCAILLERIE JERUSALEM	Knife blades	1	39,925.00
Democratic Rep. of the Congo	STATION NAZARETH	Cement and lime	1	47,200.00
Denmark	ADVIZING IT Ltd	Computer servers	1	214,083.00
Denmark	ADVIZING IT Ltd	High end computer servers	2	89,701.90
Denmark	ADVIZING IT Ltd	Notebook computers	3	174,155.36
Denmark	BUKKEHAVE LTD	Busses	1	1,132,120.00
Denmark	BUKKEHAVE LTD	Cargo trucks	3	364,222.80
Denmark	BUKKEHAVE LTD	Light trucks or sport utility vehicles	1	75,726.21
Denmark	BUKKEHAVE LTD	Refrigerator truck	1	117,144.57
Denmark	COPENHAGEN GLOBAL A/S	Cargo trucks	1	870,358.70
Denmark	DAN OFFICE APS	Computer accessories	1	54,802.00
Denmark	Danimex Communication A/S	Radio frequency data communication equipment	1	88,918.66
Denmark	Danimex Communication A/S	Radios	1	35,649.64
Denmark	DANIMEX COMMUNICATIONS LTD	Radio frequency data communication equipment	1	30,069.86
Denmark	DANOFFICE APS	Notebook computers	1	48,451.56
Denmark	DANOFFICE APS	Uninterruptible power supplies	1	77,201.33
Denmark	Danoffice IT APS	High end computer servers	2	4,591,461.00
Denmark	Danoffice IT APS	Videoconferencing systems	2	431,032.00
Denmark	DMP-Nordic ApS	Business function specific software	1	55,415.91
Denmark	DUSTIN A/S	Business function specific software	1	144,471.49
Denmark	KJAER & KJAER A/S	Light trucks or sport utility vehicles	6	1,244,169.40
Denmark	KJAER & KJAER A/S	Limousines	1	589,531.68
Denmark	KJAER & KJAER A/S	Motorcycles	5	457,623.00
Denmark	KJAER & KJAER A/S	Station wagons	3	163,695.00
Denmark	KUEHNE & NAGEL A/S	Motorcycles	1	30,750.01
Denmark	LTA Auto	Transportation components and systems	1	38,132.24
Denmark	MOBEL - GRUPPEN A/S	Chairs	1	50,162.84
Denmark	NetDesign A/S	Computer servers	1	87,229.42
Denmark	NetDesign A/S	Videoconferencing systems	1	40,760.56
Denmark	Planson Europe	Printer or facsimile toner	1	40,463.00
Denmark	SCAN OFFICE APS	Chairs	1	71,715.48
Denmark	UNICEF, COPENHAGEN	Antimalarial drugs	1	150,366.80
Denmark	UNICEF, COPENHAGEN	Antiviral drugs	2	81,787.75
Denmark	UNICEF, COPENHAGEN	Medical Equipment and Accessories and Supplies	1	215,604.66
Denmark	UNICEF, COPENHAGEN	Rapid test kits	3	338,647.75
Ethiopia	CORPORATE COMPUTER CENTER (3C) PLC	Microfilm cameras	1	371,868.25
European Countries	ANNKA SH.P.K.	Mattresses or sleep sets	1	42,371.35
European Countries	ARS SH.P.K.	Chairs	1	64,525.13
European Countries	Autotrade SH.P.K.	All terrain vehicles tracked or wheeled	1	31,016.60
European Countries	BOTEK	High end computer servers	1	61,827.83
European Countries	InfoSoft Office SH.P.K.	Printer or facsimile toner	1	30,788.65
European Countries	N.P.SH. ONI DESIGN	Domestic appliances	1	48,446.81
European Countries	N.P.SH. ONI DESIGN	Laundry type washing machines	1	97,212.52
European Countries	N.P.SH. ONI DESIGN	Televisions	1	65,533.16
European Countries	NPT Kuk-Commerc sh.p.k	Storage cabinets	1	58,608.82
European Countries	NTSH IDEA COMMUNICATION	Radio frequency data communication equipment	1	55,802.34
European Countries	NTSH KOSLABOR	Medical Equipment and Accessories and Supplies	1	77,225.16
European Countries	OSA TERMOSISTEMI shpk	Commercial use blenders	1	131,016.95
European Countries	OSA TERMOSISTEMI shpk	Furniture set	1	189,331.12
European Countries	RELOAD SHPK	Mattresses or sleep sets	1	34,159.78
France	Caphed SAS	Medical Equipment and Accessories and Supplies	1	249,788.18
France	CFAO PROCUREMENT SERVICE	Busses	1	49,412.87
France	CFAO PROCUREMENT SERVICE	Light trucks or sport utility vehicles	1	205,898.00
France	CFAO PROCUREMENT SERVICE	Station wagons	3	108,177.14
France	ICOM France	Radios	1	42,726.43
France	Nexans Copper France	Mica	2	1,206,485.00
France	Name withheld for security reasons*	Personal safety and protection	1	61,354.37
France	PEUGEOT SODEXA	Limousines	2	556,940.57
France	Spot Image SA	Satellite antennas	2	2,302,122.01
Germany	Cross Match Technologies GmbH	Biometric identification equipment	1	65,358.00
Germany	EBINGER PRUF UND ORTUNGSTECHNIK GMBH	Public safety and control	1	203,142.11
Germany	F. UndA/4tsch GmbH	Laboratory and Measuring and Observing and Testing Equipment	1	35,840.85
Germany	F. Unduetsch GmbH	Blocks	1	52,644.65
Germany	F. Unduetsch GmbH	Laboratory and Measuring and Observing and Testing Equipment	1	92,702.93
Germany	FLEISCHHACKER	Medical Equipment and Accessories and Supplies	2	94,091.80
Germany	Nowar security equipment Gmbh	Bullet proof vests	1	37,788.08
Germany	Nowar security equipment Gmbh	Cassette storage	1	170,280.00
Germany	Nowar security equipment Gmbh	Public safety and control	2	79,358.76
Germany	ON'S Industry Germany Holding Ltd. & Co.K	Cargo trucks	1	119,000.00
Germany	Partec GmbH	Laboratory and Measuring and Observing and Testing Equipment	1	258,887.35
Germany	Swingtec GmbH	Vacuum pumps	1	34,557.37
Gibraltar	Toyota Gibraltar Stockholding Ltd.	Ambulances	6	1,136,428.45
Gibraltar	Toyota Gibraltar Stockholding Ltd.	Automobiles or cars	1	82,965.00
Gibraltar	Toyota Gibraltar Stockholding Ltd.	Light trucks or sport utility vehicles	25	2,653,049.92
Gibraltar	Toyota Gibraltar Stockholding Ltd.	Station wagons	47	4,573,410.62
Gibraltar	Toyota Gibraltar Stockholding Ltd.	Transportation components and systems	2	203,026.16
Greece	KANK SA	Caravans or camper trailers	1	129,074.32
Guatemala	ALMAR DIAGNOSTICA, S.A.	Medical Equipment and Accessories and Supplies	1	70,789.19
Guatemala	BIOKIM, S.A.	Laboratory and Measuring and Observing and Testing Equipment	1	45,099.56
Guatemala	COMPAA'IA DE EQUIPO MEDICO HOSPITALARIO	Medical Equipment and Accessories and Supplies	3	441,543.75
Guatemala	DATAFLEX, S.A.	High end computer servers	1	47,600.02
Guatemala	DIMEGA	Bookcases	1	43,281.67
Guatemala	EQUIPOS MEDICOS Y COMPAA'IA LIMITADA	Medical Equipment and Accessories and Supplies	1	299,378.22
Guatemala	HOSPIFARMACIA	Medical Equipment and Accessories and Supplies	1	49,285.71
Guatemala	IMPELSA	Computer servers	1	32,138.91
Guatemala	INNOVACIONES MEDICAS	Medical Equipment and Accessories and Supplies	3	260,746.27
Guatemala	INNOVACIONES NOVEDOSAS UNIVERSALES S.A.	Medical Equipment and Accessories and Supplies	1	75,503.59
Guatemala	JORMAR, S.A.	Medical Equipment and Accessories and Supplies	1	65,605.54
Guatemala	MEDICORP	Medical Equipment and Accessories and Supplies	1	88,177.84
Guatemala	METRO CONSTRUCCIONES, S.A.	Bricks	1	40,394.12
Guatemala	PMT INGENIEROS, S.A.	Medical Equipment and Accessories and Supplies	1	56,806.39

\* For security and privacy reasons, the name of the supplier is not displayed when it includes the name of an individual.

AGENCY	Location of Supplier	Name of Supplier	Description of Goods	#POs	Total Value of POs (USD)
UNOPS continued					
Guatemala		PRODUCTOS DEL AIRE	Bricks	1	46,604.60
Guatemala		SERVICIOS QUIRURGICOS, S.A.	Medical Equipment and Accessories and Supplies	1	161,375.91
Guatemala		SIEMENS, S.A.	Medical Equipment and Accessories and Supplies	1	49,522.32
Guatemala		T.A.G., S.A.	Medical Equipment and Accessories and Supplies	1	62,946.43
Haiti		Aciérie D'Haiti S.A.	Structural materials	3	202,840.08
Haiti		Boucard Pest Control & Sanitation S.A	Non metallic bins	1	45,946.91
Haiti		CEMEX-Haiti	Cement and lime	1	73,000.00
Haiti		Name withheld for security reasons*	Mica	1	35,425.90
Haiti		ENERSA	Power generators	2	104,912.50
Haiti		ESSENCE	Printing and writing paper	1	71,947.00
Haiti		General Medical Supplies & Technologies,	Medical Equipment and Accessories and Supplies	1	196,962.22
Haiti		HAYTRAC	Front end loaders	1	35,212.50
Haiti		HL CONSTRUCTION SA	Structures and Building and Manufacturing Components	2	350,500.00
Haiti		JAJ Depot Et Gravel	Stone	1	54,900.00
Haiti		JEHOVAH IDFIX	Gasoline or Petrol	2	98,581.31
Haiti		Les Camions D'Haiti	Sand	1	36,036.00
Haiti		Name withheld for security reasons*	Liquified petroleum gas	1	98,743.00
Haiti		MosaA ques Gardere S A	Cement and lime	12	1,078,651.20
Haiti		PHD S.A	Diesel fuel	2	148,909.50
Haiti		PLURIPHARM S.A.	Emergency and field medical services products	1	49,600.00
Haiti		PLURIPHARM S.A.	Medical Equipment and Accessories and Supplies	2	399,080.88
Haiti		PREFAB	Concrete and mortars	1	36,500.00
Haiti		Publist Group	Cement and lime	1	116,250.00
Haiti		Societe Haitienne de V. F. A. S.A. (VFM)	Gravel	3	282,557.64
Haiti		SS Total Station	Gasoline or Petrol	4	167,779.94
Haiti		STATION SERVICE HARRY CLESCA (NATIONAL)	Gasoline or Petrol	1	249,581.82
Haiti		TOTAL FOND DES NEGRES	Gasoline or Petrol	1	45,330.92
Haiti		YAN SERVICES	Liquified petroleum gas	2	409,065.00
India		Abbott Healthcare Private Limited	Medical Equipment and Accessories and Supplies	1	605,144.02
India		Name withheld for security reasons*	Laboratory and Measuring and Observing and Testing Equipment	1	49,139.00
India		CIPLA LTD	Antiviral drugs	1	1,324,075.56
India		Hetero Drugs Limited	Antiviral drugs	2	815,710.62
India		HLL Lifecare Ltd	Drugs for inducing labor	1	49,600.70
India		INDUS MEDICARE LIMITED	Obstetrical and gynecological equipment and supplies	1	40,954.69
India		INSTROMEDIX INDIA PVT. LTD.	Medical Equipment and Accessories and Supplies	3	494,221.76
India		Macleods Pharmaceuticals Ltd.	Antitubercular drugs	1	1,167,905.20
India		Macleods Pharmaceuticals Ltd.	Antiviral drugs	1	1,119,807.23
India		MANCHANDA MEDICOS	Emergency and field medical services products	1	265,113.82
India		Mitra Industries Pvt.Ltd.	Drugs for inducing labor	1	43,939.39
India		Mylan Laboratories Limited	Antiviral drugs	1	1,457,802.72
India		Parenteral Drugs (India) Ltd	Drugs for inducing labor	1	80,642.02
India		SALTER INDIA LIMITED	Medical Equipment and Accessories and Supplies	1	56,435.46
India		V.K.A Polymers Private Limited	Medical apparel and textiles	1	1,084,454.63
India		Vital Healthcare Pvt. Ltd.	Drugs for inducing labor	1	35,582.12
India		Winjit Technologies Pvt Ltd	Business function specific software	1	148,000.00
India		Wipro GE Healthcare Pvt. Ltd.,	Medical Equipment and Accessories and Supplies	1	103,203.19
Indonesia		Name withheld for security reasons*	Furniture set	1	54,293.72
Indonesia		PT. INDOGREEN TECHNOLOGY AND MANAGEMENT	Power generators	2	128,967.78
Ireland		MICROSOFT LICENSING LTD	Business function specific software	2	340,448.54
Israel		UNION MOTORS LTD.	Automobiles or cars	2	150,946.50
Italy		BIOETHIC SRL	Medical Equipment and Accessories and Supplies	1	151,374.93
Italy		CISA S.p.A.	Medical Equipment and Accessories and Supplies	1	37,001.94
Italy		COELMO SPA	Diesel generators	3	130,586.57
Italy		ERRECI SRL	Restaurant chairs	1	248,890.79
Italy		Finasi SRL	Medical Equipment and Accessories and Supplies	1	872,382.48
Italy		New Tronic srl	Transportation components and systems	1	197,417.21
Italy		Sigma tau IFR SpA	Antimalarial drugs	1	40,944.15
Italy		Vernipoli srl	Medical Equipment and Accessories and Supplies	1	477,770.38
Japan		Name withheld for security reasons*	Motorcycles	14	4,800,760.93
Japan		Name withheld for security reasons*	Station wagons	3	191,110.98
Japan		Mitsubishi Fuso Truck and Bus Corporatio	Light trucks or sport utility vehicles	1	51,009.90
Japan		NISSAN TRADING Co. LTD.	Ambulances	3	453,137.11
Japan		NISSAN TRADING Co. LTD.	Busses	1	39,076.43
Japan		NISSAN TRADING Co. LTD.	Light trucks or sport utility vehicles	3	164,758.02
Japan		NISSAN TRADING Co. LTD.	Station wagons	13	456,836.67
Japan		TOYOTA MOTOR CORPORATION (JAPAN)	Ambulances	12	16,250,767.58
Japan		TOYOTA MOTOR CORPORATION (JAPAN)	Busses	7	280,135.41
Japan		TOYOTA MOTOR CORPORATION (JAPAN)	Light trucks or sport utility vehicles	7	2,046,120.65
Japan		TOYOTA MOTOR CORPORATION (JAPAN)	Limousines	5	286,594.87
Japan		TOYOTA MOTOR CORPORATION (JAPAN)	Minibuses	2	161,542.47
Japan		TOYOTA MOTOR CORPORATION (JAPAN)	Station wagons	78	7,718,407.29
Jordan		Name withheld for security reasons*	Diesel fuel	1	138,600.00
Jordan		Name withheld for security reasons*	Mattresses or sleep sets	1	32,800.00
Jordan		Name withheld for security reasons*	Storage chests and cabinets and trunks	1	32,901.69
Jordan		Name withheld for security reasons*	Structures and Building and Manufacturing Components	1	898,634.58
Jordan		Name withheld for security reasons*	Storage chests and cabinets and trunks	1	88,983.05
Jordan		Cannon Medical Supplies and Equipment	Structures and Building and Manufacturing Components	1	149,700.00
Jordan		Champions For Exhibitions & International	Storage chests and cabinets and trunks	1	54,025.42
Jordan		ETA-max Energy & Environmental Solutions	Power generators	1	278,192.10
Jordan		Far East Office Furniture	Furniture set	1	96,083.33
Jordan		Name withheld for security reasons*	Storage chests and cabinets and trunks	1	120,875.71
Jordan		Name withheld for security reasons*	Storage chests and cabinets and trunks	1	69,750.00
Jordan		Name withheld for security reasons*	Structures and Building and Manufacturing Components	1	590,847.46
Jordan		Name withheld for security reasons*	Furniture set	1	168,028.25
Jordan		Name withheld for security reasons*	Commercial use blenders	1	125,974.58
Jordan		Motor Vehicle Trading Co. Ltd	Cargo trucks	3	3,942,520.00
Jordan		Motor Vehicle Trading Co. Ltd	Structures and Building and Manufacturing Components	1	161,016.95
Jordan		Motor Vehicle Trading Co. Ltd	Transportation components and systems	1	150,529.12
Jordan		Prefabricated Buildings Co.	Structures and Building and Manufacturing Components	1	1,788,888.60
Jordan		S.E.T.I Jordan Ltd.	Diesel generators	1	92,576.27
Jordan		Name withheld for security reasons*	Transportation components and systems	1	81,355.93
Kenya		Bass group of companies	Cement and lime	1	47,196.00
Kenya		Bilmark Groups Ltd	Structures and Building and Manufacturing Components	1	53,761.00
Kenya		CMC MOTORS GROUP LTD	Dump trucks	1	268,695.37
Kenya		CMC MOTORS GROUP LTD	Front end loaders	1	662,622.00
Kenya		DAHABSHIIL MONEY TRANSFER AGENCY.	Beds	1	76,192.43
Kenya		DAHABSHIIL MONEY TRANSFER AGENCY.	Bricks	5	204,594.97
Kenya		DAHABSHIIL MONEY TRANSFER AGENCY.	Diesel fuel	3	127,967.92
Kenya		DAHABSHIIL MONEY TRANSFER AGENCY.	Fuel Oils	1	32,868.81
Kenya		DAHABSHIIL MONEY TRANSFER AGENCY.	Furniture set	1	35,261.45
Kenya		DAHABSHIIL MONEY TRANSFER AGENCY.	Mattresses or sleep sets	1	31,796.86
Kenya		DAHABSHIIL MONEY TRANSFER AGENCY.	Stationery	1	31,510.26
Kenya		DAHABSHIIL MONEY TRANSFER AGENCY.	Structures and Building and Manufacturing Components	1	49,417.94
Kenya		Eurochamp LTD	Structures and Building and Manufacturing Components	3	149,050.00
Kenya		EZENTUS FZE CO. LTD	Diesel generators	1	36,600.00
Kenya		FARM ENGINEERING INDUSTRIES LIMITED	Front end loaders	1	1,241,808.58
Kenya		Gbude Petroleum Co. Ltd	Diesel fuel	1	420,000.00
Kenya		Gbude Petroleum Co. Ltd	Reservoirs	1	100,350.00
Kenya		Name withheld for security reasons*	Front end loaders	2	1,690,456.00
Kenya		HARDWARE AND PAINTS LTD	Barricades	1	37,451.22
Kenya		HARDWARE AND PAINTS LTD	Camping and outdoor equipment	1	94,202.74
Kenya		HARLEY'S LIMITED	Injection and aspiration needles and accessories	1	43,500.00
Kenya		Hot Point Appliances Limited	Domestic refrigerators	1	30,347.97
Kenya		IIMAN TRADING COMPANY	Liquified petroleum gas	1	49,857.50
Kenya		Iskikhino Investment Company Ltd	Filing cabinets or accessories	1	41,000.00

\* For security and privacy reasons, the name of the supplier is not displayed when it includes the name of an individual.

AGENCY	Location of Supplier	Name of Supplier	Description of Goods	#POs	Total Value of POs (USD)
UNOPS continued					
Kenya		KANO FOR TRADING & INVESTMENT	Delivery trucks	1	50,000.00
Kenya		Magenta (K) Ltd	Private branch exchange PBX equipment	1	34,965.00
Kenya		Manchester Outfitters Limited	Security uniforms	2	78,255.00
Kenya		marlin LOGISTICS SOLUTIONS LTD	Dry freight container	1	36,654.68
Kenya		marlin LOGISTICS SOLUTIONS LTD	Structures and Building and Manufacturing Components	1	62,817.69
Kenya		Masterpiece Networks Ltd	Notebook computers	1	72,289.35
Kenya		MFI Office Solutions	Digital duplicators	1	269,167.30
Kenya		NAIROBI SPORTS HOUSE LTD	Furniture set	1	47,816.62
Kenya		Nilepharm East Africa Ltd	Structures and Building and Manufacturing Components	1	229,515.19
Kenya		Ravenzo Trading	High end computer servers	1	33,604.95
Kenya		Sight and Sound Computers Ltd	Printer or facsimile toner	1	36,206.66
Kenya		Top Choice Surveillance Limited	Closed circuit television CCTV system	1	49,330.44
Kenya		Twins Company Ltd	Gasoline or Petrol	1	31,921.70
Kenya		UNITED ENGINEERING SUPPLIES LIMITED	Domestic refrigerators	1	31,374.79
Kenya		UNITED NATIONS OFFICE AT NAIROBI (UNON)	Gasoline or Petrol	1	58,194.07
Kuwait		United Nations Assistance Mission Iraq	Personal safety and protection	2	442,139.68
Lebanon		Akar Logistics LLC	Front end loaders	1	809,487.00
Liberia		Bitar Construction Company	General furniture parts and accessories	1	35,147.30
Liberia		Liberty Support Solutions LTD	Business function specific software	1	324,580.00
Liberia		MATELCO INC.	Flooring	1	49,975.50
Liberia		Powertech Inc.	Diesel generators	1	43,500.00
Liberia		UNITED NATIONS MISSION IN LIBERIA	Fuel Oils	1	180,430.01
Maldives		MEDIQUIP MALDIVES	Drugs for inducing labor	1	49,600.00
Maldives		MEDIQUIP MALDIVES	Laboratory and Measuring and Observing and Testing Equipment	1	36,514.67
Maldives		MEDSMILE MALDIVES PVT. LTD.	Medical Equipment and Accessories and Supplies	1	49,313.33
Maldives		STATE TRADING ORGANISATION PLC	Drugs for inducing labor	1	36,232.67
Mexico		GIRAMSA, S.A. DE C.V.	Body armour	1	75,000.00
Myanmar		ACE DRAGON CO., LTD.	Directories	1	47,223.22
Myanmar		Name withheld for security reasons*	Diesel generators	2	83,154.32
Myanmar		Australasia Marketing, Trade & Technolog	Laboratory and Measuring and Observing and Testing Equipment	1	497,500.00
Myanmar		Name withheld for security reasons*	Pulse grains	1	30,034.92
Myanmar		BASIN INTERNATIONAL LTD.	Emergency and field medical services products	1	115,211.69
Myanmar		Dynamic Engineering and General Trading	Electronic component parts and raw materials and accessories	1	80,966.03
Myanmar		Nanova Co.Ltd	Laboratory and Measuring and Observing and Testing Equipment	1	37,535.00
Myanmar		Nawarat Pharmacy	Syringes and accessories	1	34,823.39
Myanmar		Nilar Paper & Stationery Mart	Directories	1	171,622.17
Myanmar		Name withheld for security reasons*	Laboratory and Measuring and Observing and Testing Equipment	1	30,139.32
Myanmar		Name withheld for security reasons*	Laboratory and Measuring and Observing and Testing Equipment	2	345,620.00
Myanmar		Name withheld for security reasons*	Syringes and accessories	1	37,682.67
Myanmar		Vigorous Victor Trading Co Ltd	Diesel generators	1	50,700.00
Myanmar		Name withheld for security reasons*	Emergency and field medical services products	1	32,425.96
Netherlands		Dalsup B.V.	Laboratory and Measuring and Observing and Testing Equipment	1	37,833.62
Netherlands		IDA Foundation	Antimalarial drugs	2	505,113.08
Netherlands		IDA Foundation	Antitubercular drugs	3	5,779,624.73
Netherlands		IDA Foundation	Antiviral drugs	1	2,443,822.14
Netherlands		IDA Foundation	Drugs for inducing labor	3	166,521.27
Netherlands		IMRES BV	Drugs for inducing labor	2	166,371.43
Netherlands		IMRES BV	Emergency and field medical services products	1	71,821.75
Netherlands		IMRES BV	Laboratory and Measuring and Observing and Testing Equipment	1	44,192.28
Netherlands		IMRES BV	Medical imaging contrast media	2	259,576.52
Netherlands		Intermotive B.V.	All terrain vehicles tracked or wheeled	1	55,548.50
Netherlands		Nissan Trading Europe Ltd	Light trucks or sport utility vehicles	1	34,668.00
Netherlands		Nissan Trading Europe Ltd	Station wagons	2	809,928.29
Netherlands		Swizera Europe BV	Antitubercular drugs	1	273,532.21
Netherlands		THE MEDICAL EXPORT GROUP B.V.	Cotton ball or fiber	1	218,915.67
Netherlands		Trimble Europe B.V.	Blocks	1	142,998.20
Netherlands		Trimble Europe B.V.	Global positioning system GPS receiver	1	49,749.18
New Zealand		BIOMED LTD	Drugs for inducing labor	1	338,400.00
Nigeria		CHISCO VENTURE COMPANY	Diesel generators	1	37,409.18
Nigeria		HOTEL AND CATERING SUPPLY HOUSE LTD	Commercial use blenders	1	142,254.76
Nigeria		KENJAS ASSOCIATES LTD	Diesel generators	1	120,000.00
Nigeria		SEPTEMBER 23RD LIMITED	High end computer servers	1	55,958.40
Norway		ROFI INDUSTRIER AS	Public safety and control	1	98,480.50
Oman		Name withheld for security reasons*	Transportation components and systems	1	87,222.60
Pakistan		Maha Enterprises	Stationery	1	109,152.67
Paraguay		B. BRAUN MEDICAL PARAGUAY S.A.	Arterial line catheters	1	36,981.93
Paraguay		BIOTENG S.A.	Drugs for inducing labor	1	334,337.35
Paraguay		CHACO INTERNACIONAL S.A.	Medical Equipment and Accessories and Supplies	3	589,167.21
Paraguay		D&D DISTRIBUIDORA S.A.	Cotton ball or fiber	1	63,604.24
Paraguay		GENEMED S.A.	Drugs for inducing labor	1	54,413.54
Paraguay		GUAYAKI S.A.	Drugs for inducing labor	1	69,407.50
Paraguay		INDEX S.A.C.I.	Drugs for inducing labor	1	243,975.90
Paraguay		MEDICINE S.A.	Arterial line catheters	2	280,626.61
Paraguay		Name withheld for security reasons*	Drugs for inducing labor	1	162,515.11
Paraguay		Name withheld for security reasons*	Cargo trucks	1	185,898.89
Paraguay		Name withheld for security reasons*	Sludge or sewage handling trucks	1	505,534.78
Paraguay		Name withheld for security reasons*	Drugs for inducing labor	1	130,592.50
Peru		Name withheld for security reasons*	Medical Equipment and Accessories and Supplies	2	254,698.11
Peru		Name withheld for security reasons*	Medical Equipment and Accessories and Supplies	2	178,904.76
Peru		ABC IMPORTACIONES Y SERVICIOS S.R.L	Medical Equipment and Accessories and Supplies	2	80,358.35
Peru		AHSECO PERU S.A.	Medical Equipment and Accessories and Supplies	5	1,341,208.20
Peru		Asoc. Temp. Italray SRL -El Tumi Peru SRL	Medical Equipment and Accessories and Supplies	2	232,000.00
Peru		BASCAT Y CIA S.A.C.	Medical Equipment and Accessories and Supplies	1	42,614.58
Peru		CADDIN S.A.C.	Furniture set	1	277,742.50
Peru		CARDIOPULMONARY CARE S.A.C.	Medical Equipment and Accessories and Supplies	1	67,900.00
Peru		CARIMEX PERU S.A.C.	Tents	1	392,500.10
Peru		COMERCIALIZADORA JHS E.I.R.L.	Medical Equipment and Accessories and Supplies	2	164,677.85
Peru		CONS. MANUF. TECNI STYLE EIRL- SERVITECS	Medical Equipment and Accessories and Supplies	1	449,294.67
Peru		CONS.VARIAN MEDICAL SYST BRASIL LTDA.CYE	Medical Equipment and Accessories and Supplies	1	649,983.28
Peru		CONSORCIO GEIP/CYE MEDICA S.A.	Medical Equipment and Accessories and Supplies	1	37,807.14
Peru		CONSORCIO JP REHAB S.R.L. Y PHYMED S.R.L	Medical Equipment and Accessories and Supplies	2	87,751.87
Peru		CORPORACION EFAMEINSA E INGENIERIA S.A.	Medical Equipment and Accessories and Supplies	2	236,076.70
Peru		COSAPI DATA S.A.	Medical Equipment and Accessories and Supplies	1	150,719.86
Peru		CTM TECNOLOGIA Y CONTROL SAC	Press return springs	2	89,986.80
Peru		CYMED MEDICAL S.A.C.	Medical Equipment and Accessories and Supplies	6	2,715,102.13
Peru		DIBSER E.I.R.L.	Mattresses or sleep sets	1	101,992.97
Peru		DRAGER MEDICAL AG & CO. KG SUC DEL PERU	Medical Equipment and Accessories and Supplies	1	63,999.85
Peru		DRAGER MEDICAL GMBH SUCURSAL DEL PERU E E S.R.LTDA	Medical Equipment and Accessories and Supplies	1	31,999.92
Peru		EL TUMI PERU S.R.L.	Medical Equipment and Accessories and Supplies	4	82,878.56
Peru		ELECTRO MEDICAL EQUIPMENT S.A.C	Medical Equipment and Accessories and Supplies	1	1,554,796.51
Peru		ELECTROMEDICA PERUANA S.A.	Medical Equipment and Accessories and Supplies	1	49,430.00
Peru		EQUIPAR MEDICAL S.A.C.	Medical Equipment and Accessories and Supplies	2	533,285.82
Peru		FATIMA CIESA S.R.L.	Medical Equipment and Accessories and Supplies	1	51,570.00
Peru		FATIMA CIESA S.R.L.	Domestic refrigerators	1	69,481.61
Peru		GRUPO TECNOLOGICO DEL PERU SA	Medical Equipment and Accessories and Supplies	6	2,858,471.70
Peru		GRUPO TECNOLOGIES S.A.	Medical Equipment and Accessories and Supplies	1	49,882.32
Peru		HOSPICARE S.A.C.	Medical Equipment and Accessories and Supplies	1	165,200.00
Peru		IBERO PERU S.A.C.	Medical Equipment and Accessories and Supplies	2	371,059.11
Peru		IMPLANTES EXTERNOS PERUANOS S.A.C.	Medical Equipment and Accessories and Supplies	1	122,104.90
Peru		INGERTECH S.A.C.	Furniture set	1	143,640.22
Peru		INTELEC PERU S.A.C.	Medical Equipment and Accessories and Supplies	1	436,877.27
Peru		INTERNATIONAL DIAGNOSTIC IMAGING S.A.C.	Medical Equipment and Accessories and Supplies	1	697,810.58
Peru		INTRAMEDICA S.A.C.	Medical Equipment and Accessories and Supplies	1	132,672.60
Peru		J & B LAB S.A.C	Medical Equipment and Accessories and Supplies	1	178,917.65
Peru		JP REHAB S.R.L.	Medical Equipment and Accessories and Supplies	2	119,811.39

\* For security and privacy reasons, the name of the supplier is not displayed when it includes the name of an individual.



AGENCY	Location of Supplier	Name of Supplier	Description of Goods	#POs	Total Value of POs (USD)
UNOPS continued					
	Peru	LAB DEPOT S.A.	Medical Equipment and Accessories and Supplies	1	181,530.00
	Peru	MAQUINARIAS S.A.	Busse	1	75,000.00
	Peru	MEDICA DEL PACIFICO S.R.L	Medical Equipment and Accessories and Supplies	2	323,232.68
	Peru	METAX INDUSTRIA Y COMERCIO S.A.C.	Medical Equipment and Accessories and Supplies	2	593,554.94
	Peru	MOTORED S.A.	Police vehicles	1	34,740.38
	Peru	MULTINEGOCIOS INTERNACIONALES SUDAMERICA	Mattresses or sleep sets	1	112,237.51
	Peru	NUEVOS PRODUCTOS DE ACERO INOXIDABLE S.A	Medical Equipment and Accessories and Supplies	1	315,328.00
	Peru	OPEN MEDIC S.A.C	Medical Equipment and Accessories and Supplies	1	43,832.19
	Peru	OXIMEDIC S.A.C	Medical Equipment and Accessories and Supplies	1	37,361.76
	Peru	Name withheld for security reasons*	Vacuum pumps	1	42,985.54
	Peru	PHILIPS PERUANA S.A.	Medical Equipment and Accessories and Supplies	2	344,592.90
	Peru	PHYMED S.R.L.	Medical Equipment and Accessories and Supplies	4	225,511.04
	Peru	PLATINUM S.R.L	Medical Equipment and Accessories and Supplies	1	158,200.00
	Peru	PREMIUM MEDICAL EIRL	Medical Equipment and Accessories and Supplies	1	184,444.30
	Peru	PRODUCTOS PARAISO DEL PERU S.A.C.	Mattresses or sleep sets	2	353,300.76
	Peru	PROVEEDORES Y SERV. V&V S.A.	Medical Equipment and Accessories and Supplies	1	329,684.00
	Peru	REDSA S.A.	Medical Equipment and Accessories and Supplies	1	60,528.50
	Peru	ROCA S.A.C.	Medical Equipment and Accessories and Supplies	7	2,852,360.98
	Peru	SANTA CRUZ EQUIPAMIENTOS S.R.L.	Medical Equipment and Accessories and Supplies	3	189,925.23
	Peru	SEGURINDUSTRIA S.A	Embroidery making machines	1	44,968.06
	Peru	SPECTRUM INGENIEROS S.A.C.	Medical Equipment and Accessories and Supplies	1	36,189.72
	Peru	SURGICAL MEDICAL S.R.L.TDA.	Medical Equipment and Accessories and Supplies	2	443,813.80
	Peru	TECNOLOGIA INDUSTRIAL Y NACIONAL S.A.	Medical Equipment and Accessories and Supplies	4	550,198.22
	Peru	TECNOMED S.A.	Medical Equipment and Accessories and Supplies	2	898,924.00
	Peru	TELEFONICA DEL PERU S.A.A.	Personal communication devices	1	262,367.75
	Peru	THI MEDICAL S.A.C	Medical Equipment and Accessories and Supplies	1	2,919,910.00
	Peru	TUMIMED REPRESENTACIONES S.A.C	Medical Equipment and Accessories and Supplies	3	254,219.74
	Peru	VISION S.A.	Medical Equipment and Accessories and Supplies	2	213,592.75
	Peru	XIME S.A.C.	Mattresses or sleep sets	1	72,093.02
	Philippines	PEMSEA	Charts or maps or atlases	1	50,020.00
	Portugal	INDUSTRIAL LABORUM IBERICA, SA	Laboratory and Measuring and Observing and Testing Equipment	1	41,718.60
	Republic of Korea	STANDARD DIAGNOSTICS INC	Rapid test kits	3	1,251,458.28
	Republic of Moldova	Intermed SRL	Medical Equipment and Accessories and Supplies	1	45,955.86
	Senegal	l'atraicaine de l'automobile	Automobiles or cars	1	49,704.81
	Serbia	AGROUNIVERZAL D.O.O.	Agricultural machinery for soil preparation	1	127,650.05
	Serbia	AKCIONARSKO DRUŠTVO FABRIKA PUMPI JASTRE	Vacuum pumps	1	40,965.69
	Serbia	ATRIKOD D.O.O. KRUSEVAC	Sludge or sewage handling trucks	1	154,966.89
	Serbia	MEDICOLINE D.O.O.	Medical Equipment and Accessories and Supplies	1	46,261.82
	Serbia	MULTIPARTNER SISTEM D.O.O.	Water trucks	1	129,271.52
	Serbia	PROFESIONAL MEDIC D.O.O. RITOPEK	Medical Equipment and Accessories and Supplies	2	392,606.82
	Serbia	RUMEKON d.o.o. Ruma	Carts	1	71,626.12
	Serbia	TIR D.O.O.	Embroidery making machines	1	64,327.11
	Serbia	ZZ-EVRO-KALEM-TRADE MACKOVAC	Olive trees	1	212,658.39
	Seychelles	United Concrete Products Ltd	Structures and Building and Manufacturing Components	1	109,057.23
	Sierra Leone	ENERGY FOR OPPORTUNITY	Rechargeable batteries	1	106,171.00
	Sierra Leone	TOTAL SIERRA LEONE LTD	Gasoline or Petrol	1	41,032.53
	Singapore	CADG Engineering Pte Ltd	Mica	1	137,305.65
	Singapore	CADG Engineering Pte Ltd	Public safety and control	1	94,195.74
	Singapore	CTT Computer	Network switches	1	34,950.00
	Singapore	CTT Computer	Notebook computers	1	61,425.00
	South Africa	Denel (PTY) Ltd	Armored fighting vehicles	3	3,864,744.65
	South Africa	OTT TECHNOLOGIES (Pty) Ltd	Armored fighting vehicles	2	2,218,715.00
	South Africa	Toyota South Africa Motors (Pty) Ltd	Light trucks or sport utility vehicles	12	4,821,378.87
	South Sudan	Arech Petroleum Southern Sudan Ltd	Building and Construction Machinery and Accessories	1	370,000.00
	South Sudan	CANACTION ENTERPRISE LTD.	Explosives control equipment and accessories and supplies	1	33,500.00
	South Sudan	CONCRETE WORLD FOR CONSTRUCTION CO. LTD	Structures and Building and Manufacturing Components	1	50,300.00
	South Sudan	Greenspark LTD & Orchid Business Group	Power generators	1	198,143.00
	South Sudan	LUCKY FRIENDS TRADING & CONSTRUCTION CO.	Cement and lime	1	343,524.59
	South Sudan	TROJAN ENTERPRISES	Diesel fuel	1	840,000.00
	South Sudan	World Food Programme South Sudan	Radio frequency data communication equipment	4	227,371.00
	Spain	Emergencia 2000 S.A.	Ambulances	3	947,629.63
	Spain	Name withheld for security reasons*	Antitubercular drugs	1	420,160.00
	Spain	RADIOTRANS SA	Radio frequency data communication equipment	1	141,411.00
	Spain	TECNOVE SECURITY S.L	Armored fighting vehicles	1	139,245.21
	Sri Lanka	Ceylon Steel Corporation Ltd	Structural materials	1	115,508.00
	Sri Lanka	CIC Agri Biotech (Pvt) Ltd	Agricultural tractors	1	48,849.49
	Sri Lanka	Gimhan Furnitures	Chairs	1	37,841.16
	Sri Lanka	Lakshman Saw Mills & Timber Stores	Printing and writing paper	1	38,450.52
	Sri Lanka	Macson Mesh Industries (Pvt) Ltd	Structures and Building and Manufacturing Components	1	49,659.09
	Sri Lanka	Tokyo Cement Company (Lanka) PLC	Concrete and mortars	1	47,485.91
	Sri Lanka	Tokyo Super Cement Co.Lanka (Pvt) Ltd	Cement and lime	2	76,833.19
	Palestine (State of)	BCI for Communication & Advanced Technol	Radio frequency data communication equipment	2	229,895.61
	Palestine (State of)	Computer Media Center Ltd	Audioconferencing systems	1	71,185.00
	Palestine (State of)	Computer Media Center Ltd	Computer servers	1	70,728.00
	Palestine (State of)	Computer Media Center Ltd	High end computer servers	2	290,033.00
	Palestine (State of)	Computer Media Center Ltd	Network routers	1	30,646.00
	Palestine (State of)	Delta Communication Systems	Radio frequency data communication equipment	1	30,500.00
	Palestine (State of)	Excellent Systems	Global positioning system GPS receiver	1	157,600.00
	Palestine (State of)	Sabti Trading & Industrial Co.	Laundry type washing machines	1	84,990.00
	Palestine (State of)	Sector Security Group Technology	Closed circuit television CCTV system	1	230,221.50
	Switzerland	ENVIRONMENTAL TECHNOLOGY INTERNATIONAL	Laboratory and Measuring and Observing and Testing Equipment	1	145,888.59
	Switzerland	INTERHYVE SARL	Notebook computers	1	44,454.41
	Switzerland	INTERTRADE INTERNATIONAL SERVICES	Clip on wire marker	1	36,887.76
	Switzerland	INTERTRADE INTERNATIONAL SERVICES	Medical Equipment and Accessories and Supplies	1	44,310.68
	Switzerland	MINEWOLF SYSTEMS AG	Cargo trucks	1	674,328.00
	Switzerland	MINEWOLF SYSTEMS AG	Front end loaders	1	65,155.50
	Switzerland	MINEWOLF SYSTEMS AG	Public safety and control	3	2,313,247.18
	Switzerland	SAAB BOPORS DYNAMICS SWITZERLAND LTD	Explosives control equipment and accessories and supplies	1	52,085.61
	Switzerland	SAAB BOPORS DYNAMICS SWITZERLAND LTD	Weapon or explosives detectors and supplies	1	60,648.54
	Thailand	BAYER THAI COMPANY LIMITED	Antimalarial drugs	2	479,424.00
	Thailand	PG LAND TECHNOLOGIES CO LTD	Videoconferencing systems	1	74,755.62
	Thailand	Q Bioscience Co., Ltd.	Laboratory and Measuring and Observing and Testing Equipment	1	135,232.00
	Thailand	RMA AUTOMOTIVE CO LTD	Ambulances	1	72,570.00
	Thailand	RMA AUTOMOTIVE CO LTD	Light trucks or sport utility vehicles	2	237,985.00
	Thailand	RMA AUTOMOTIVE CO LTD	Minivans or vans	1	45,460.00
	Thailand	RMA AUTOMOTIVE CO LTD	Station wagons	3	184,319.00
	Tunisia	STE D'INGENIERIE. INFOR. ET DE COMM.	Audio and visual presentation and composing equipment	1	221,445.00
	Turkey	BERAY DIS TIC. MAK. SAN. LTD. STI.	Cargo trucks	1	147,500.00
	Turkey	Name withheld for security reasons*	Electronic component parts and raw materials and accessories	1	38,700.00
	Uganda	ENMARG GROUP INC	Bitumen	1	85,050.00
	Uganda	Hi-Tech International Group Ltd	Diesel generators	1	58,160.00
	Ukraine	PJSC "Foreign Trade Firm "KRAZ"	Armored fighting vehicles	2	9,903,000.00
	Ukraine	Public Joint Stock Company "AvtoKRAZ"	Automobiles or cars	1	246,085.00
	Ukraine	UKROBORONSERVICE State Company	Plastic explosives	1	166,110.00
	United Arab Emirates	Dalbit International LTD	Gasoline or Petrol	1	41,675.00
	United Arab Emirates	Dubai Advanced Technology Limited	Uninterruptible power supplies	1	32,698.00
	United Arab Emirates	ETON INTERNATIONAL	Exchangeable top or nose-piece drill	1	33,250.00
	United Arab Emirates	ETON INTERNATIONAL	Public safety and control	1	97,959.68
	United Arab Emirates	GRAY MACKENZIE OILFIELD SERVICES	Station wagons	1	49,675.00
	United Arab Emirates	International Armored Group FZE	Armored fighting vehicles	8	1,362,740.00
	United Arab Emirates	LANDMARK RESOURCES FZCO	Transportation components and systems	1	53,636.00
	United Arab Emirates	MAHINDRA EMIRATES VEHICLE ARMOURING FZ L	Armored fighting vehicles	3	562,760.00
	United Arab Emirates	O.K.I General Trading L.L.C	Station wagons	1	132,832.00
	United Arab Emirates	OKI General Trading LLC	Business function specific software	1	48,169.20
	United Arab Emirates	OKI General Trading LLC	Front end loaders	1	128,432.00

\* For security and privacy reasons, the name of the supplier is not displayed when it includes the name of an individual.

AGENCY	Location of Supplier	Name of Supplier	Description of Goods	#POs	Total Value of POs (USD)
<b>UNOPS continued</b>					
	United Arab Emirates	OKI General Trading LLC	Transportation components and systems	1	57,574.43
	United Arab Emirates	Restrata Solutions FZ LLC	Security and control equipment	1	142,723.20
	United Arab Emirates	STEPS TRADE FZE	Uninterruptible power supplies	1	72,646.00
	United Arab Emirates	SUPREME FUELS TRADING FZE	Petroleum and distillates	1	45,439.50
	United Arab Emirates	United Nations World Food Programme	Radio frequency data communication equipment	1	47,798.00
	United Arab Emirates	WESTERN AUTO	Transportation components and systems	1	53,856.00
	United Kingdom	3DX-RAY LTD	Public safety and control	1	268,996.92
	United Kingdom	Barrett Europe Ltd	Radios	1	42,238.16
	United Kingdom	C King Associates Ltd	Charts or maps or atlases	1	87,596.90
	United Kingdom	Communication Specialists Ltd	Radios	1	163,484.00
	United Kingdom	cromwell Tools Limited	Public safety and control	1	98,707.91
	United Kingdom	cromwell Tools Limited	Transportation components and systems	1	82,761.49
	United Kingdom	Cteq Ltd	Notebook computers	1	32,871.32
	United Kingdom	HESCO Bastion Ltd	Barricades	1	108,680.86
	United Kingdom	HESCO Bastion Ltd	Security or access control systems	1	50,397.48
	United Kingdom	Human Recognition Systems Limited	Cameras	1	413,899.66
	United Kingdom	MALLORY INTERNATIONAL LTD	Directories	1	1,820,891.06
	United Kingdom	MMIG EOD LTD	Public safety and control	1	319,926.77
	United Kingdom	NIC INSTRUMENTS LTD	Public safety and control	2	72,998.42
	United Kingdom	Sheargold Limited	Computer accessories	1	59,882.06
	United Kingdom	Sheargold Limited	Offset darkroom equipment	1	39,238.00
	United Kingdom	Sheargold Limited	Transportation components and systems	1	49,836.00
	United Kingdom	Sotex International Ltd	Medical Equipment and Accessories and Supplies	1	140,796.57
	United Kingdom	Thales UK Limited	Explosives control equipment and accessories and supplies	2	373,116.69
	United Kingdom	THE HALO TRUST	Press return springs	1	313,212.00
	United Kingdom	UNIT EXPORT LIMITED	Building and Construction Machinery and Accessories	1	80,920.00
	United Kingdom	UNIT EXPORT LIMITED	Front end loaders	3	173,610.00
	United Kingdom	UNIT EXPORT LIMITED	Medical Equipment and Accessories and Supplies	2	143,639.43
	United Kingdom	UNIT EXPORT LIMITED	Satellite antennas	1	35,359.52
	United Kingdom	UNIT EXPORT LIMITED	Tents	1	30,350.00
	United Kingdom	United Shield International Limited	Bullet proof vests	1	226,160.00
	United Republic of Tanzania	INDEPTH SCIENTIFIC	Medical Equipment and Accessories and Supplies	1	37,340.79
	United Republic of Tanzania	Kire Enterprises	Structures and Building and Manufacturing Components	1	163,887.50
	United States of America	American Procurement Services Company	Motorcycles	1	415,800.00
	United States of America	Astrophysics Inc	X ray baggage inspection system	1	70,975.00
	United States of America	Ayimed International LLC	Medical Equipment and Accessories and Supplies	3	542,667.83
	United States of America	BEACONMEDAES LLC	Medical Equipment and Accessories and Supplies	1	161,106.00
	United States of America	Box Inc.	Business function specific software	1	34,560.00
	United States of America	CISCO SYSTEMS INC	WLAN wireless access network equipment and components	2	480,128.03
	United States of America	Dos XX Equipment LLC	Cable pothead	1	38,874.00
	United States of America	Dos XX Equipment LLC	Diesel generators	1	632,023.30
	United States of America	Dos XX Equipment LLC	Front end loaders	2	162,321.00
	United States of America	Dos XX Equipment LLC	Medical Equipment and Accessories and Supplies	1	158,144.00
	United States of America	Dos XX Equipment LLC	Wind generators	1	88,344.00
	United States of America	EMERGING MARKETS COMMUNICATIONS, INC.	Radio frequency data communication equipment	5	229,050.12
	United States of America	ETON INTERNATIONAL	Exchangeable top or nosepiece drill	1	33,250.00
	United States of America	Ets TEK SCAPE IT LLC	Notebook computers	1	34,364.00
	United States of America	Ever Ready First Aid & Medical Supply	Emergency medical services first aid kits	1	32,239.20
	United States of America	Ever Ready First Aid & Medical Supply	Emergency medical services trauma kits	1	64,628.85
	United States of America	Gimmal LLC	Business function specific software	1	35,500.00
	United States of America	Humanistic Robotics Inc	Public safety and control	5	2,685,463.62
	United States of America	INTER-MARKETING GROUP USA INC.	Delivery trucks	1	282,500.00
	United States of America	International Business and Trade LLC	Medical Equipment and Accessories and Supplies	2	130,786.21
	United States of America	Lanco Trading & Investment	Public safety and control	1	113,380.00
	United States of America	LEJACK PRINT	Printing assemblers	1	31,800.00
	United States of America	Monkeys with Crayons Designs DBA	Business function specific software	1	44,115.00
	United States of America	Oshkosh Corporation	Fire or rescue trucks	13	6,907,600.00
	United States of America	PLANSON INTERNATIONAL CORPORATION	Computer accessories	2	137,208.00
	United States of America	PLANSON INTERNATIONAL CORPORATION	High end computer servers	1	30,910.00
	United States of America	PLANSON INTERNATIONAL CORPORATION	Notebook computers	3	197,822.00
	United States of America	PLANSON INTERNATIONAL CORPORATION	Uninterruptible power supplies	1	128,735.00
	United States of America	Reed International, Inc.	Tents	1	49,928.00
	United States of America	Strategic Safety Dynamics LLC	Public safety and control	1	138,263.85
	United States of America	TECNOVE S.L.	Laboratory and Measuring and Observing and Testing Equipment	1	157,198.18
	United States of America	TECNOVE S.L.	Medical Equipment and Accessories and Supplies	4	546,655.85
	United States of America	The Armored Group LLC	Armored fighting vehicles	3	999,450.00
	United States of America	UN African Union Mission In Darfur	Gasoline or Petrol	1	38,200.00
	United States of America	UNFFA	Drugs for inducing labor	1	91,946.96
	United States of America	United Nations Mission in South Sudan(UN	Gasoline or Petrol	5	888,037.71
	United States of America	VICTORIA FURNITURES LTD	Chairs	1	51,800.00
	United States of America	VICTORIA FURNITURES LTD	Filing cabinets or accessories	1	38,062.39
	United States of America	VICTORIA FURNITURES LTD	Modular reception office packages	3	1,951,681.00
	Uruguay	DARKO SA	Interior lighting fixtures and accessories	1	290,050.24
	Yemen	ET&T General Trading & Telecommunication	3G UMTS mobile core network equipment and components	1	46,590.00
	Yemen	Perspective ADV	Newspapers	1	31,260.00
<b>UNOV</b>					
	Austria	Name withheld for security reasons*	Computer servers	1	113,591.93
	Austria	Canon GmbH	Printer or copier paper	1	423,081.00
	Austria	Imitech ICT Austria GmbH	Software	1	131,324.16
	Austria	Minerva Wissenschaftliche Buchhandlung GmbH	Periodicals	1	45,047.68
	Austria	PKE Electronics AG	Surveillance and detection equipment	1	129,194.25
	Austria	Sitexs-Databusiness IT Solutions GmbH	Software	2	115,683.42
	Austria	WIESENTHAL & CO	All terrain vehicles tracked or wheeled	1	45,143.64
	Austria	XEROX AUSTRIA GMBH	Photocopiers	2	228,986.09
	Belgium	GL Events Brussels SA	General furniture parts and accessories	1	158,534.34
	China	Peak International Trade (Tianjin) Co., Ltd.	Power supply units	1	491,259.00
	Denmark	DAN OFFICE	Computer servers	7	734,155.69
	Denmark	DAN OFFICE	Computers	1	37,044.31
	Denmark	DAN OFFICE	Notebook computers	5	1,189,511.25
	Denmark	DAN OFFICE	Personal computers	4	382,487.00
	France	Name withheld for security reasons*	Uniforms	1	50,975.00
	France	Thales Optronique S.A.	Optical industry machinery and equipment and supplies	1	155,408.41
	Gibraltar	TOYOTA GIBRALTAR STOCKHOLDINGS LTD	All terrain vehicles tracked or wheeled	1	56,997.72
	Japan	Advanced Engineering Services Co., Ltd.	Laboratory and Measuring and Observing and Testing Equipment	1	36,000.00
	Netherlands	M.M.C. International B.V.	Work benches	1	122,442.34
	Netherlands	Trimble Europe BV	Image analyzer	1	57,000.00
	United Arab Emirates	Landmark Resources FZE	All terrain vehicles tracked or wheeled	1	129,480.00
	United Arab Emirates	OKI General Trading LLC	All terrain vehicles tracked or wheeled	1	263,871.00
	United Kingdom	Gig House Films Limited	Developmental and professional teaching aids and materials and accessories a	1	34,804.53
	United Kingdom	Motorola Solutions UK Limited	Radios	1	63,766.56
	United Kingdom	SHI International Corp (United Kingdom)	Software	4	507,644.64
	United States of America	CISCO SYSTEMS INC	Central processing unit CPU processors	1	56,047.50
	United States of America	Global Fleet Sales LLC	All terrain vehicles tracked or wheeled	2	283,580.00
	United States of America	Tradeways Ltd.	Laboratory and scientific equipment	1	64,874.84
<b>UNPD</b>					
	Afghanistan	Name withheld for security reasons*	Shelter Equipment and Supplies, incl. Tents, Blankets and Mosquito Nets	1	67,782.50
	Afghanistan	AFGHAN CRYSTAL	Software	1	54,712.00
	Afghanistan	Name withheld for security reasons*	Office and desk accessories	1	73,148.13
	Afghanistan	KABUL ELECTRIC	Electrical equipment and components and supplies	2	127,979.69
	Afghanistan	Name withheld for security reasons*	Security and control equipment	1	30,000.00
	Afghanistan	NATIONAL FUEL CORPORATION LTD.	Fuel Oils	8	9,472,342.70
	Afghanistan	RED ORANGE GENERAL TRADING LLC	Distribution and control centers and accessories	1	31,641.86
	Algeria	NAFTAL SPA	Aviation fuel	2	230,000.00
	Australia	CODAN LIMITED	Audio and visual equipment	1	89,967.70
	Australia	CODAN LTD	Telephony equipment	1	631,004.21

\* For security and privacy reasons, the name of the supplier is not displayed when it includes the name of an individual.

AGENCY	Location of Supplier	Name of Supplier	Description of Goods	#POs	Total Value of POs (USD)
	UNPD continued				
	Australia	Holyman Shipping	Diesel fuel	2	9,500,000.00
	Australia	HOLYMAN SHIPPING SERVICES PTY LTD trading as PDL TOLL	Petroleum and distillates	1	279,477.19
	Australia	HOLYMAN SHIPPING SERVICES PTY LTD.	Petroleum and distillates	21	56,615,061.00
	Austria	GLOCK GES.M.B.H.	Security, Safety and Law Enforcement Equipment	1	101,857.24
	Austria	KREPS	Audio and visual equipment	1	45,047.49
	Austria	KREPS	Cleaning and disinfecting solutions	2	268,259.85
	Austria	KREPS H. Nachfolge Gmbh & CO KG	Tires and tire tubes	1	93,085.62
	Austria	Kreps Handelsgesellschaft Nachfolge	Projectors and supplies	1	59,099.34
	Austria	KREPS HANDELSGESELLSCHAFT KEG	Security and control equipment	1	60,107.87
	Austria	KREPS HANDELSGESELLSCHAFT KEG	Transportation components and systems	1	36,787.42
	Austria	Kreps Handelsgesellschaft Keg.	Audio and visual equipment	1	45,506.11
	Austria	KREPS HANDELSGESELLSCHAFT KEG.	Base Metals	1	91,803.71
	Austria	Kreps Handelsgesellschaft Keg.	Cleaning and disinfecting solutions	1	106,294.30
	Austria	Kreps Handelsgesellschaft Keg.	Plastic bags	2	190,291.49
	Austria	Kreps Handelsgesellschaft Nachfolge GmbH & Co KG	Tires and tire tubes	1	44,162.45
	Austria	Kreps Handelsgesellschaft Nig GmbH & CO KG	Tires and tire tubes	2	97,638.72
	Austria	KREPS HANDELSGESELLSCHAFTKEG	Carpeting	1	34,357.60
	Austria	KREPS HANDELSGESELLSCHAFT NACHFOLGE GMBH & CO KG	Telephony equipment	1	34,646.68
	Austria	KREPS KEG	Security, Safety and Law Enforcement Equipment	1	33,805.04
	Austria	Kreps KG	Fertilizers and plant nutrients and herbicides	1	183,997.88
	Austria	Kreps KG	Pesticides or pest repellents	1	240,828.06
	Austria	ROSENBAUER INTERNATIONAL AG	Motor Vehicles and Parts, Accessories and Components	3	4,219,614.14
	Belgium	N. V. REIBEL (Belgium) S.A.	Food and Beverage Products	1	510,000.00
	Belgium	N. V. REIBEL (Belgium) S.A.	Power Generation and Distribution Machinery and Accessories	1	124,409.77
	Belgium	REIBEL (BELGIUM) N.V.	Food and Beverage Products	1	142,451.11
	Belize	ETON INTERNATIONAL	Audio and visual equipment	1	31,122.49
	Belize	ETON INTERNATIONAL	Removable storage media	1	31,458.60
	Burundi	ENGEN PETROLEUM BURUNDI S.A	Fuel Oils	4	865,800.00
	Burundi	ENGEN PETROLEUM BURUNDI S.A	Petroleum and distillates	2	100,000.00
	Burundi	KING'S CONFERENCE CENTRE, surf	Fertilizers and plant nutrients and herbicides	1	35,532.00
	Côte d'Ivoire	AGENCE DAYLIGHT	Photographic and recording media	1	50,611.94
	Côte d'Ivoire	ASKME TECHNOLOGIE	Batteries and cells and accessories	2	71,750.83
	Côte d'Ivoire	CACOMIAF SA	Batteries and cells and accessories	1	32,756.67
	Côte d'Ivoire	CMC	Concrete and mortars	1	109,715.59
	Côte d'Ivoire	Commerce General Côte d'Ivoire (C.G.CI)	Carpeting	1	63,853.01
	Côte d'Ivoire	Commerce General Côte d'Ivoire (C.G.CI)	Stone	1	191,778.26
	Côte d'Ivoire	Commerce General Côte d'Ivoire (C.G.CI)	Structural materials	2	121,760.45
	Côte d'Ivoire	DIGITAL PRESSING	Gaseous fuels	1	32,665.89
	Côte d'Ivoire	EKE Technologies	Folders and binders and indexes	1	36,360.68
	Côte d'Ivoire	ELITYS	Clothing	1	213,774.34
	Côte d'Ivoire	GECI	Power Generation and Distribution Machinery and Accessories	1	122,306.68
	Côte d'Ivoire	HIRONDELLE TRADING	Sand	1	39,715.37
	Côte d'Ivoire	HIRONDELLE TRADING	Stone	1	97,256.12
	Côte d'Ivoire	IIVOIRE NETTOYAGE SERVICES	Gaseous fuels	1	35,783.03
	Côte d'Ivoire	Manutention Africaine Cote d'Ivoire	Tires and tire tubes	1	61,087.98
	Côte d'Ivoire	MATERIAUX PLURIEL	Earth and stone	1	217,896.87
	Côte d'Ivoire	MATERIAUX PLURIEL ENTREPRISE	Cement	1	101,093.43
	Côte d'Ivoire	MULTI STAR	Gaseous fuels	1	74,825.31
	Côte d'Ivoire	MULTI STAR	Telephony equipment	1	214,976.97
	Côte d'Ivoire	News & Technology SARL	Power Generation and Distribution Machinery and Accessories	1	129,437.37
	Côte d'Ivoire	Nouveau Garage PAGANI	Transportation components and systems	1	37,513.64
	Côte d'Ivoire	Pharmacie du Canal	Pharmaceuticals incl. Contraceptives and Vaccines	1	59,485.37
	Côte d'Ivoire	RMO	Personal communication devices	1	43,108.76
	Côte d'Ivoire	SACIM COTE D'IVOIRE	Earth and stone	1	197,405.61
	Côte d'Ivoire	SACIM-COTE D'IVOIRE	Base Metals	1	33,961.82
	Côte d'Ivoire	SECTRONIC	Security and control equipment	2	154,287.55
	Côte d'Ivoire	SEK (Société Des Entreprises Koman)	Power Generation and Distribution Machinery and Accessories	1	454,991.18
	Côte d'Ivoire	Terre-Ivoire (TERIVO)	Food and Beverage Products	1	107,148.84
	Côte d'Ivoire	TOTAL COTE D'IVOIRE	Gaseous fuels	3	3,582,686.01
	Côte d'Ivoire	TOTAL COTE D'IVOIRE	Lubricating preparations	1	4,687,284.90
	Côte d'Ivoire	TOTAL COTE D'IVOIRE	Paints and primers and finishes	1	4,412,745.31
	Côte d'Ivoire	TOTAL COTE D'IVOIRE	Petroleum and distillates	5	9,413,155.82
	Canada	AERONAV INC.	Lighting Fixtures and Accessories	1	149,406.00
	Canada	AERONAV INC.	Telephony equipment	1	35,774.92
	Canada	Atlas International Freight Forwarding Inc.	Food and Beverage Products	1	416,840.00
	Canada	Canamidex International	Laboratory and Measuring and Observing and Testing Equipment	1	72,465.80
	Canada	INSCAPE CORPORATION	Seating	1	65,663.00
	Canada	LIFTKING INDUSTRIES INC	Motor Vehicles and Parts, Accessories and Components	1	267,404.43
	Canada	MDA Geospatial Services	Charts or maps or atlases	1	78,981.94
	Canada	MDA Geospatial Services	Computer accessories	1	830,000.00
	Canada	MDA GEOSPATIAL SERVICES INC	Computer printers	1	54,692.90
	Canada	SDL GLOBAL SOLUTIONS (IRELAND) LTD.	Software	1	40,443.00
	Canada	Tristar Global	Material Handling and Conditioning and Storage Machinery and their Accessorie	1	700,000.00
	Central African Republic	CART SARL	Measuring and observing and testing instruments	1	34,664.20
	Central African Republic	SARPD - Oil / RCA	Petroleum and distillates	3	104,587.82
	Central African Republic	TOTAL CENTRAFRIQUE	Petroleum and distillates	3	192,681.02
	Central African Republic	Tradex Centrafrique s.a	Petroleum and distillates	6	277,875.41
	China	AEROFOLKS INDUSTRIAL CO., LTD.	Clothing	1	128,000.00
	China	AEROFOLKS INDUSTRIAL CO., LTD.	Hats	1	256,000.00
	China	CO-WORKING DEVELOPING CO.LTD	Electrical wire and cable and harness	1	55,331.00
	China	Co-Working Development Co. Ltd	Camping and outdoor equipment	1	141,887.00
	China	PEAK INTERNATIONAL TRADE	Industrial refrigeration	2	320,490.00
	China	PEAK INTERNATIONAL TRADE	Product and material trailers	1	288,714.40
	China	Peak International Trade ( Tianjin ) Co.Ltd	Bags	1	340,799.00
	China	Peak International Trade ( Tianjin ) Co.Ltd	Base Metals	1	251,056.00
	China	Peak International Trade ( Tianjin ) Co.Ltd	Industrial refrigeration	1	33,400.00
	China	PEAK INTERNATIONAL TRADE (TIANJIN)	Bags	1	656,876.00
	China	PEAK INTERNATIONAL TRADE (TIANJIN)	Industrial filtering and purification	1	496,260.60
	China	PEAK INTERNATIONAL TRADE (TIANJIN)	Industrial refrigeration	2	236,832.00
	China	PEAK INTERNATIONAL TRADE (TIANJIN)	Motor Vehicles and Parts, Accessories and Components	1	519,375.50
	China	PEAK INTERNATIONAL TRADE (TIANJIN)	Water pumps	1	162,168.60
	China	Peak International Trade (Tianjin) Co. Ltd	Bags	1	70,462.00
	China	Peak International Trade (Tianjin) Co. Ltd	Computer accessories	1	1,696,438.10
	China	PEAK INTERNATIONAL TRADE (TIANJIN) Co. Ltd	Containers and storage	1	134,894.45
	China	PEAK INTERNATIONAL TRADE (TIANJIN) Co. LTD	Industrial filtering and purification	2	1,210,310.60
	China	Peak International Trade (Tianjin) Co. Ltd	Industrial process machinery and equipment and supplies	1	322,110.00
	China	PEAK INTERNATIONAL TRADE (TIANJIN) Co. LTD	Industrial refrigeration	5	1,664,948.60
	China	PEAK INTERNATIONAL TRADE (TIANJIN) Co. LTD	Lighting Fixtures and Accessories	1	444,000.00
	China	PEAK INTERNATIONAL TRADE (TIANJIN) Co. LTD	Structural components and basic shapes	1	459,400.00
	China	PEAK INTERNATIONAL TRADE (TIANJIN) Co. LTD.	Foundry supplies	1	682,782.70
	China	Peak International Trade (Tianjin) Co. Ltd.	Industrial refrigeration	2	257,722.00
	China	PEAK INTERNATIONAL TRADE (TIANJIN) CO. LTD.	Laboratory water purification equipment and supplies	1	129,425.00
	China	PEAK INTERNATIONAL TRADE (TIANJIN) CO. LTD.	Lighting Fixtures and Accessories	1	367,512.25
	China	PEAK INTERNATIONAL TRADE (TIANJIN) CO. LTD.	Removable storage media	1	337,693.60
	China	PEAK INTERNATIONAL TRADE (TIANJIN) CO. LTD.	Structural components and basic shapes	1	59,264.00
	China	PEAK INTERNATIONAL TRADE (TIANJIN) CO. LTD.	Telephony equipment	1	139,400.00
	China	PEAK INTERNATIONAL TRADE (TIANJIN) CO.LTD	Industrial refrigeration	1	31,584.00
	China	PEAK INTERNATIONAL TRADE (TIANJIN) CO.LTD.	Bags	1	54,472.00
	China	PEAK INTERNATIONAL TRADE (TIANJIN) CO.LTD.	Domestic kitchenware and kitchen supplies	1	49,376.80
	China	PeakInternationalTra	Cooling equipment and parts and accessories	2	499,701.00
	China	PeakInternationalTra	Water treatment and supply equipment	1	852,960.30
	China	SHANGHAI KOYO-ANP	Printing and writing paper	1	46,021.00
	China	Shanghai Koyo-anp I & E Co., Ltd	Folders and binders and indexes	1	54,153.00
	China	SHANGHAI KOYO-ANP IMPORT & EXPORT	Folders and binders and indexes	1	75,629.37
	China	Shanghai Koyo-Anp Import & Export Co. Ltd.	Transportation components and systems	1	38,666.59

\* For security and privacy reasons, the name of the supplier is not displayed when it includes the name of an individual.

AGENCY	Location of Supplier	Name of Supplier	Description of Goods	#POs	Total Value of POs (USD)
UNPD continued	China	Top Sources	Exterior finishing materials	1	30,436.00
	China	TOP SOURCES TRADING LTD	Folders and binders and indexes	1	36,590.00
	China	TOP SOURCES TRADING LTD	Hand tools	1	49,255.00
	China	TOP SOURCES TRADING LTD	Industrial refrigeration	1	48,640.00
	China	TOP SOURCES TRADING LTD	Safety apparel	1	31,383.02
	China	Top Sources Trading Ltd	Seals	1	47,800.00
	China	Top Sources Trading Ltd.	Atomic and nuclear energy machinery and equipment	1	111,789.00
	China	Top Sources Trading Ltd.	Audio and visual equipment	1	54,385.00
	China	TOP SOURCES TRADING LTD.	Base Metals	1	317,464.16
	China	TOP SOURCES TRADING LTD.	Camping and outdoor equipment	1	70,407.52
	China	TOP SOURCES TRADING LTD.	Electrical wire and cable and harness	1	260,503.43
	China	Top Sources Trading Ltd.	Folders and binders and indexes	1	148,982.41
	China	TOP SOURCES TRADING LTD.	Lifting equipment and accessories	1	107,248.00
	China	TOP SOURCES TRADING LTD.	Measuring and observing and testing instruments	1	57,991.25
	China	TOP SOURCES TRADING LTD.	Product and material trailers	3	896,370.00
	China	Top Sources Trading Ltd.	Safety footwear	1	94,671.72
	China	TOP SOURCES TRADING LTD.	Seals	1	79,276.64
	China	Top Sources Trading Ltd.	Tanks and cylinders and their accessories	1	63,643.46
	China	Top Sources Trading Ltd.	Water pumps	1	173,540.40
	China	Top Sources Trading Ltd.	Wood	2	1,148,823.78
	China	Zhejiang	Motor or generator components	1	175,358.99
	China	ZHEJIANG KANGLE GROUP IMPORT & EXPORT	Power Generation and Distribution Machinery and Accessories	1	79,061.52
	China	ZHEJIANG KANGLE GROUP IMPORT & Export Co., Ltd	Power Generation and Distribution Machinery and Accessories	1	75,710.48
	China	Zhejiang Kangle Group Import and Export Co., Ltd	Industrial refrigeration	1	229,052.74
	China	Zhejiang Kangle Group Import and Export Co., Ltd	Power Generation and Distribution Machinery and Accessories	1	445,285.88
	Cyprus	Name withheld for security reasons*	Stone	1	92,444.30
	Cyprus	BP EASTERN MEDITERRANEAN LTD.	Aviation fuel	3	192,040.00
	Cyprus	E. M. APOSTOLOU FORMULA LTD	Security, Safety and Law Enforcement Equipment	1	32,315.65
	Cyprus	M.T. PIPERARIS TRADING LTD.	Security and control equipment	1	88,888.89
	Cyprus	Name withheld for security reasons*	Petroleum and distillates	2	200,131.28
	Cyprus	PETROLINA (HOLDINGS) PUBLIC LTD	Petroleum and distillates	4	504,082.41
	Cyprus	PETROLINA (HOLDINGS) PUBLIC LTD	Tanks and cylinders and their accessories	4	44,980.44
	Cyprus	STOP FIRE G. TTOFATZIAES LTD	Security, Safety and Law Enforcement Equipment	1	61,364.81
	Czech Republic	SVOS SPOL. S.R.O.	Transportation components and systems	2	198,706.81
	Czech Republic	SVOS SPOL. S.R.O. PRELOUC	Transportation components and systems	1	48,633.46
	Czech Republic	SVOS SPOL. S.R.O.	Doors and windows and glass	1	42,647.21
	Czech Republic	SVOS SPOL. S.R.O.	Motor Vehicles and Parts, Accessories and Components	3	954,645.09
	Czech Republic	SVOS SPOL. S.R.O.	Specialized and recreational vehicles	2	1,499,040.61
	Czech Republic	SVOS SPOL. S.R.O.	Tires and tire tubes	1	40,449.12
	Czech Republic	SVOS SPOL. S.R.O.	Transportation components and systems	5	528,772.37
	Democratic Rep. of the Congo	ACTION POUR LA PROMOTION DU BIEN ETRE HUMAIN (APROBE)	Roads and landscape	1	83,475.00
	Democratic Rep. of the Congo	BUYORA HOUSE	Electrical equipment and components and supplies	1	40,000.00
	Democratic Rep. of the Congo	BUYORA HOUSE	Stone	1	45,000.00
	Democratic Rep. of the Congo	DELTA LOGISTICS ENTREPRISE/PRINTING HOUSE	Printing and writing paper	1	43,200.00
	Democratic Rep. of the Congo	EGEC. SPRL	Power conditioning equipment	1	352,727.44
	Democratic Rep. of the Congo	ETS Auto Class	Doors and windows and glass	1	45,228.80
	Democratic Rep. of the Congo	ETS DIM FROID	Industrial process machinery and equipment and supplies	1	30,000.00
	Democratic Rep. of the Congo	ETS DIM FROID	Pumps	1	30,835.00
	Democratic Rep. of the Congo	ETS LA GLODI	Doors and windows and glass	1	42,500.00
	Democratic Rep. of the Congo	ETS LIMIF TRADING	Wood	1	44,400.00
	Democratic Rep. of the Congo	ETS MAISON NOAH	Stone	1	90,000.00
	Democratic Rep. of the Congo	Name withheld for security reasons*	Structures and Building and Manufacturing Components	1	32,250.00
	Democratic Rep. of the Congo	Genitec s.p.r.l.	Fixed network equipment and components	1	110,119.27
	Democratic Rep. of the Congo	Genitec s.p.r.l.	Sand	1	74,880.00
	Democratic Rep. of the Congo	LE CHANTIER	Distribution and control centers and accessories	1	40,000.00
	Democratic Rep. of the Congo	l'ETABLISSEMENT MONDIAL (FAREPE COMMERCIAL)	Paints and primers and finishes	1	30,000.00
	Democratic Rep. of the Congo	l'ETABLISSEMENT MONDIAL (FAREPE COMMERCIAL)	Structural materials	1	69,700.00
	Democratic Rep. of the Congo	MINGI IMMOBILIER	Concrete and mortars	1	149,500.00
	Democratic Rep. of the Congo	MINGI IMMOBILIER	Domestic appliances	1	36,000.00
	Democratic Rep. of the Congo	MINGI IMMOBILIER	Industrial refrigeration	1	30,000.00
	Democratic Rep. of the Congo	MINGI IMMOBILIER	Structural materials	1	40,000.00
	Democratic Rep. of the Congo	MIS IMPRESSIONS	Paperboard and packaging papers	1	36,397.50
	Democratic Rep. of the Congo	MSON. JLM CONSTRUCT	Wood	1	73,734.00
	Democratic Rep. of the Congo	NEW AMZA CONSTRUCTION	Base Metals	1	60,000.00
	Democratic Rep. of the Congo	NEW AMZA CONSTRUCTION	Electrical wire and cable and harness	1	40,000.00
	Democratic Rep. of the Congo	NEW AMZA CONSTRUCTION	Structural materials	1	156,442.00
	Democratic Rep. of the Congo	Name withheld for security reasons*	Stone	1	33,240.00
	Democratic Rep. of the Congo	Name withheld for security reasons*	Stone	2	113,550.00
	Democratic Rep. of the Congo	Name withheld for security reasons*	Wood	1	134,055.00
	Democratic Rep. of the Congo	PROTON SPRL	Electrical wire and cable and harness	1	40,000.00
	Democratic Rep. of the Congo	quincaillerie	Electrical equipment and components and supplies	2	80,000.00
	Democratic Rep. of the Congo	QUINCAILLERIE LES FRERES	Stone	2	126,950.00
	Democratic Rep. of the Congo	QUING MATERIAUX S.P.R.L	Structures and Building and Manufacturing Components	1	30,000.00
	Democratic Rep. of the Congo	SDV AGETRAF	Industrial process machinery and equipment and supplies	1	40,000.00
	Democratic Rep. of the Congo	SEDEC/ONG	Wood	1	40,000.00
	Democratic Rep. of the Congo	SELF SERVICES COMPANY (SSCO Spri)	Electrical measuring and testing equipment and accessories	1	40,000.00
	Democratic Rep. of the Congo	WAGENIA	Blood plasma substitutes and extenders and expanders	1	37,679.19
	Democratic Rep. of the Congo	Name withheld for security reasons*	Distribution and control centers and accessories	1	40,000.00
	Democratic Rep. of the Congo	Name withheld for security reasons*	Electrical wire and cable and harness	4	159,600.00
	Denmark	ATEA A/S	Removable storage media	1	65,030.00
	Denmark	BUKKEHAVE LTD.	Automobiles or cars	1	2,615,391.10
	Denmark	CICCI APS	Audio visual equipment accessories	1	41,113.03
	Denmark	CICCI APS	Fixed network equipment and components	1	68,915.02
	Denmark	Cicci Aps	Hoses	1	138,273.21
	Denmark	CICCI ApS	Telephony equipment	2	97,283.78
	Denmark	CICCI HOLDING	Electrical wire and cable and harness	1	50,810.34
	Denmark	CICCI HOLDING LTD.	Electrical wire and cable and harness	1	76,145.29
	Denmark	CONNECTRA APS	Security, Safety and Law Enforcement Equipment	3	118,504.70
	Denmark	Copenhagen Global A/S	Hand tools	1	82,372.07
	Denmark	COPENHAGEN GLOBAL A/S	Motor Vehicles and Parts, Accessories and Components	12	7,781,228.04
	Denmark	COPENHAGEN GLOBAL A/S	Vehicle servicing equipment	1	37,228.61
	Denmark	DAN OFFICE LIMITED	Computer accessories	1	64,100.00
	Denmark	DAN OFFICE LIMITED	Computer printers	3	420,682.96
	Denmark	DAN OFFICE LIMITED	Computers	1	58,080.00
	Denmark	Dan Office Ltd	Audio visual equipment accessories	4	1,694,883.00
	Denmark	Dan Office Ltd	Computer accessories	1	101,600.00
	Denmark	Dan Office Ltd	Computer printers	3	199,669.84
	Denmark	Dan Office Ltd	Distribution and control centers and accessories	1	474,411.00
	Denmark	Dan Office Ltd	Network service equipment	6	2,452,438.00
	Denmark	Dan Office Ltd	Removable storage media	5	316,491.29
	Denmark	Dan Office Ltd	System boards processors interfaces or modules	1	2,429,698.00
	Denmark	DAN OFFICE PLC	Computer printers	1	99,200.00
	Denmark	DAN OFFICE PLC	Computers	1	460,654.30
	Denmark	DAN OFFICE PLC	Media storage devices	1	35,995.00
	Denmark	DAN OFFICE PLC	Network service equipment	4	760,737.00
	Denmark	DAN OFFICE PLC	Removable storage media	2	263,209.23
	Denmark	DAN OFFICE TRADING	Office machines and their supplies and accessories	1	53,036.65
	Denmark	DAN OFFICE TRADING	System boards processors interfaces or modules	4	530,965.94
	Denmark	DAN OFFICE TRADING	Telephony equipment	1	181,488.00
	Denmark	DAN:OFFICE APS	Computer printers	3	187,837.00
	Denmark	DAN:OFFICE APS	Network service equipment	4	318,628.00
	Denmark	DAN:OFFICE APS	Removable storage media	1	43,353.96
	Denmark	DANOFFICE	Computer accessories	2	139,855.00
	Denmark	DANOFFICE	Computer data input devices	1	32,130.00
	Denmark	DANOFFICE	Computer printers	5	350,336.94

\* For security and privacy reasons, the name of the supplier is not displayed when it includes the name of an individual.

AGENCY	Location of Supplier	Name of Supplier	Description of Goods	#POs	Total Value of POs (USD)
UNPD continued					
Denmark	DANOFFICE		Computers	3	299,368.00
Denmark	DANOFFICE		Duplicating machines	1	89,504.00
Denmark	DANOFFICE		Media storage devices	2	815,158.50
Denmark	DANOFFICE		Network service equipment	2	71,943.00
Denmark	DANOFFICE		Radio access equipment	1	175,732.00
Denmark	DANOFFICE		Removable storage media	11	919,920.38
Denmark	DANOFFICE		Software	1	33,065.00
Denmark	DANOFFICE		System boards processors interfaces or modules	2	850,036.00
Denmark	DANOFFICE		Telephony equipment	1	47,100.00
Denmark	DANOFFICE APS		Computer Equipment and Accessories	4	391,565.00
Denmark	Danoffice ApS		Computers	2	304,672.00
Denmark	DanOffice Aps		Electrical equipment and components and supplies	3	273,918.00
Denmark	DANOFFICE APS		Media storage device accessories	2	432,823.00
Denmark	DanOffice Aps		Media storage devices	1	105,639.00
Denmark	DANOFFICE APS		Network service equipment	2	235,400.00
Denmark	DanOffice Aps		Printer and facsimile and photocopier supplies	2	244,081.09
Denmark	DANOFFICE APS		Removable storage media	5	555,929.13
Denmark	DANOFFICE APS		Software	2	80,483.00
Denmark	DanOffice Aps		System boards processors interfaces or modules	1	62,930.00
Denmark	Danoffice ApS		System Cards	1	52,532.01
Denmark	DANOFFICE PLC		Computer accessories	1	41,105.00
Denmark	DANOFFICE PLC		Computer Equipment and Accessories	2	74,732.00
Denmark	DANOFFICE PLC		Network service equipment	2	344,469.00
Denmark	DANOFFICE PLC		Seals	1	91,528.00
Denmark	DANOFFICE PLC		Software	1	47,100.00
Denmark	DANOFFICE PLC		System boards processors interfaces or modules	6	432,461.40
Denmark	DANOFFICE PLC		Telephony equipment	1	39,712.16
Denmark	Hecksher Linieagentur A/S		Camping and outdoor equipment	1	119,750.00
Denmark	Johs. Gram-Hanssen		Portable Structure Building Components	1	101,654.00
Denmark	Johs. Gram-Hanssen		Safety apparel	1	602,337.45
Denmark	Johs. Gram-Hanssen A/S		Accommodation furniture	1	36,784.40
Denmark	Johs. Gram-Hanssen A/S		Crowd control equipment	4	429,903.80
Denmark	Johs. Gram-Hanssen A/S		Distribution and control centers and accessories	1	51,939.00
Denmark	JOHS. GRAM-HANSSEN A/S		Electrical wire and cable and harness	1	44,500.00
Denmark	Johs. Gram-Hanssen A/S		Medical facility products	1	36,784.40
Denmark	JOHS. GRAM-HANSSEN A/S		Plywood	1	41,195.20
Denmark	JOHS. GRAM-HANSSEN A/S		Security, Safety and Law Enforcement Equipment	2	245,029.87
Denmark	JOHS. GRAM-HANSSEN A/S		Structural components and basic shapes	1	108,878.00
Denmark	JOHS. GRAM-HANSSEN A/S		Structural materials	3	580,832.23
Denmark	JOHS. GRAM-HANSSEN A/S		Crowd control equipment	1	135,406.40
Denmark	JOHS. GRAM-HANSSEN A/S		Electrical wire and cable and harness	1	311,363.40
Denmark	JOHS. GRAM-HANSSEN A/S		Tanks and cylinders and their accessories	1	579,797.45
Denmark	JOHS. GRAM-HANSSEN A/S.		Crowd control equipment	1	459,902.50
Denmark	Kjaer & Kjaer A/S		Passenger motor vehicles	1	134,043.04
Denmark	Peter Justesen Company A/S		Batteries and cells and accessories	1	56,800.00
Denmark	Peter Justesen Company A/S		Computer accessories	1	51,035.00
Denmark	Peter Justesen Company A/S		Turbine engines	1	72,850.19
Denmark	PHOENIX DESIGN AID		Printed publications	1	76,739.00
Denmark	PLANSON EUROPE		Software	1	73,182.00
Denmark	WPC Denmark ApS		Accommodation furniture	1	85,080.10
Denmark	WPC Denmark Aps		Base Metals	1	59,654.50
Denmark	WPC Denmark Aps		Tires and tire tubes	1	55,903.90
Denmark	WPC GROUP LIMITED		Folders and binders and indexes	1	30,777.12
Dominican Republic	LABORATORIOS BIO-MEDICA MG. S.A.		Laboratory and Measuring and Observing and Testing Equipment	1	74,000.00
Dominican Republic	MADIG DOMINICANA		Asphalts	3	722,816.00
Egypt	AINSystems		Security and control equipment	1	30,669.00
Egypt	EGYPTIAN MULTI SERVICES CO (EGMCO)		Petroleum and distillates	1	73,500.00
Egypt	Envimet Integrated Systems		Viewing and observing instruments and accessories	1	83,971.20
Ethiopia	National Oil Ethiopia P.L.C. (NOC)		Aviation fuel	2	340,938.71
Ethiopia	National Oil Ethiopia P.L.C. (NOC)		Petroleum and distillates	1	94,323.58
France	bahia Europe SAS		Security and control equipment	1	34,375.00
France	CMA-CGM		Food and Beverage Products	1	209,559.32
France	DIRECTION GENERALE DE L'ECONOMAT DES ARMEES		Food and Beverage Products	1	97,827.18
France	ECONOMAT DES ARMEES		Food and Beverage Products	2	3,279,105.84
France	Economat Des Armees		Camping and outdoor equipment	1	1,543,933.59
France	ECONOMAT DES ARMEES		Food and Beverage Products	11	10,266,864.04
France	ECONOMAT DES ARMEES		Prepared and preserved foods	4	3,255,245.72
France	F.E.V.A.M. IND. CO. LTD.		Safety apparel	1	71,782.00
France	FRONT PORCH DIGITAL INTERNATIONAL		Software	2	97,999.31
France	GLOBAL TECHNOLOGIES S.A.S		Fixed network equipment and components	2	65,159.06
France	GROUPE MULLIEZ FLORY		Clothing	3	198,345.27
France	Groupe Mulliez Flory		Medical staff clothing and related articles	1	30,147.26
France	Manitou		Transportation components and systems	4	532,675.42
France	MANITOU BF		Motor Vehicles and Parts, Accessories and Components	1	312,504.43
France	RENAULT TRUCKS		Batteries and cells and accessories	1	121,189.66
France	RENAULT TRUCKS		Transportation components and systems	6	906,669.11
France	RENAULT TRUCKS		Vehicle servicing equipment	1	332,087.52
France	RENAULT TRUCKS S.A.S.		Transportation components and systems	1	39,117.51
France	RENAULT TRUCKS SAS		Transportation components and systems	3	160,419.73
France	Sagem Defense Securite		Viewing and observing instruments and accessories	3	1,200,726.81
France	SPOT IMAGE		Charts or maps or atlases	3	393,343.33
France	Spot Image		Telephony equipment	1	880,081.15
France	Spot Image SA		Charts or maps or atlases	1	31,413.61
France	Thales Communications and Security SA		Viewing and observing instruments and accessories	1	349,963.37
France	THALES OPTRONIQUE S.A.		Security and control equipment	1	105,036.51
Germany	BOSS PRO-TEC		Hand tools	1	84,260.66
Germany	FLEISCHHACKER GMBH & CO KG		Security, Safety and Law Enforcement Equipment	1	32,078.49
Germany	Fleischhacker GmbH		Cleaning and disinfecting solutions	2	107,438.02
Germany	Fleischhacker GmbH		Medical apparel and textiles	1	96,085.54
Germany	Fleischhacker GmbH		Medical diagnostic imaging and nuclear medicine products	1	56,129.48
Germany	Fleischhacker GmbH & Co. KG		Fertilizers and plant nutrients and herbicides	2	1,447,292.50
Germany	FLEISCHHACKER GMBH & CO. KG		Laboratory and Measuring and Observing and Testing Equipment	1	148,493.70
Germany	Fleischhacker GmbH & Co. KG		Medical facility products	9	1,983,788.33
Germany	FLEISCHHACKER GMBH & CO. KG		Patient care and treatment products and supplies	12	1,243,518.10
Germany	FLEISCHHACKER GMBH & CO. KG		Pharmaceuticals incl. Contraceptives and Vaccines	6	2,015,273.59
Germany	FLEISCHHACKER GMBH & CO. KG		Product and material trailers	1	30,206.00
Germany	FLEISCHHACKER GMBH & CO. KG		Respiratory and anesthesia and resuscitation products	2	246,334.56
Germany	FLEISCHHACKER GMBH & CO. KG		Security and control equipment	1	30,000.00
Germany	FLEISCHHACKER GMBH & CO.;KG		Patient care and treatment products and supplies	1	34,861.46
Germany	FLEISCHHACKER. GMBH & CO., KG		Blood plasma substitutes and extenders and expanders	1	78,332.39
Germany	FLEISCHHACKER. GMBH & CO., KG		Patient care and treatment products and supplies	2	132,705.94
Germany	HECKLER & KOCH GMBH		Light weapons and ammunition	1	103,170.16
Germany	HECKLER & KOCH GMBH		Security, Safety and Law Enforcement Equipment	1	482,218.54
Germany	KARCHER FUTURETECH GMBH		Pump parts and accessories	1	136,573.25
Germany	KASSBOHRER GELANDEFAHRZEUG AG		Motor vehicles	1	696,088.66
Germany	MOTOROLA INC		Turbine engines	1	34,965.00
Germany	Motorola Solutions		Fixed network equipment and components	4	1,865,020.00
Germany	MOTOROLA SOLUTIONS UK Ltd.		Audio and visual equipment	1	71,901.89
Germany	NOWAR SECURITY EQUIPMENT GMBH		Base Metals	1	49,500.00
Germany	NOWAR SECURITY EQUIPMENT GMBH		Clothing	1	32,418.40
Germany	NOWAR SECURITY EQUIPMENT GMBH		Light weapons and ammunition	3	770,525.52
Germany	NOWAR SECURITY EQUIPMENT GMBH		Measuring and observing and testing instruments	1	34,183.11
Germany	NOWAR SECURITY EQUIPMENT GMBH		Security and control equipment	2	95,587.70
Germany	NOWAR SECURITY EQUIPMENT GMBH		Security, Safety and Law Enforcement Equipment	2	405,163.54
Germany	NOWAR-security		Ammunition	1	83,488.05

\* For security and privacy reasons, the name of the supplier is not displayed when it includes the name of an individual.

AGENCY				Total Value of
Location of Supplier	Name of Supplier	Description of Goods	#POs	POs (USD)
<b>UNPD continued</b>				
Germany	STOOF INTERNATIONAL VERTIEBSGESELLSCHAFT MBH	Transportation components and systems	1	62,772.05
Germany	SUPREME FOOD SERVICE GmbH	Meat and poultry products	1	54,459.68
Germany	SUPREME FOOD SERVICE GmbH	Minimally processed meat and poultry products	1	9,488,031.83
Germany	SUPREME FOOD SERVICE GmbH	Printed publications	1	104,584.99
Germany	SUPREME FOODSERVICE GmbH	Minimally processed meat and poultry products	2	21,247,712.60
Ghana	DENG LIMITED	Distribution and control centers and accessories	1	81,624.54
Guinea-Bissau	PETROMAR - SOCIEDADE DE ABASTECIMENTOS PETROLIFEROS, Lda	Fuel Oils	3	517,004.23
Haiti	A & D CONSTRUCTION	Concrete and cement and plaster	1	73,580.00
Haiti	A & D CONSTRUCTION	Sand	1	58,000.00
Haiti	ACIERIE D'HAITI	Structural components and basic shapes	1	41,480.00
Haiti	CEMEX HAITI	Cement	1	203,590.00
Haiti	CIMENTERIE NATIONALE S.E.M. (CINA)	Concrete and mortars	1	99,368.60
Haiti	CULLIGAN - Caribbean Bottling Company S.A.	Water	1	88,480.00
Haiti	GIGATECH	Sand	1	90,999.00
Haiti	HAITI SUSTAINABLE DEVELOPMENT	Plywood	1	194,346.00
Haiti	HAITI SUSTAINABLE DEVELOPMENT	Sand	1	140,400.00
Haiti	HAITI SUSTAINABLE DEVELOPMENT	Structural building products	2	140,385.00
Haiti	LES CAMIONS D'HAITI	Sand	1	101,400.00
Haiti	PAP SECURITY SERVICES S.A.	Independent living aids for the physically challenged	1	44,153.00
India	BCS SWITCHGEAR INDUSTRIES	Structural materials	1	76,729.50
India	RKS Corporation	Accommodation furniture	1	46,024.50
India	TECHNO RELIEF OVERSEAS (1) Pvt. Ltd	Pipe piping and pipe fittings	1	92,492.10
India	TECHNO RELIEF OVERSEAS (INDIA) PVT	Folders and binders and indexes	1	46,000.25
Iraq	ABILITY WITH INNOVATION GENERAL CONTRACTING LLC	Water	2	132,600.00
Iraq	Name withheld for security reasons*	Fuel Oils	3	958,119.27
Iraq	AL SAMI GENERAL TRADE COMPANY LTD.	Base Metals	1	30,000.00
Iraq	AL SAMI GENERAL TRADE COMPANY LTD.	Electrical wire and cable and harness	1	32,985.00
Iraq	AL SAMI GENERAL TRADE COMPANY LTD.	Fuel Oils	1	36,960.00
Iraq	AL SAMI GENERAL TRADE COMPANY LTD.	Industrial process machinery and equipment and supplies	1	33,502.00
Iraq	AL SAMI GENERAL TRADE COMPANY LTD.	Lubricating preparations	1	84,400.00
Iraq	AL SAMI GENERAL TRADE COMPANY LTD.	Measuring and observing and testing instruments	1	111,000.00
Iraq	AL SAMI GENERAL TRADE COMPANY LTD.	Petroleum and distillates	1	37,296.00
Iraq	AL SAMI GENERAL TRADE COMPANY LTD.	Power Generation and Distribution Machinery and Accessories	1	90,291.00
Iraq	AL SAMI GENERAL TRADE COMPANY LTD.	Security and control equipment	1	228,700.00
Iraq	AL SAMI GENERAL TRADE COMPANY LTD.	Tanks and cylinders and their accessories	1	86,272.50
Iraq	AL SAMI GENERAL TRADE COMPANY LTD.	Water	1	50,000.00
Iraq	Name withheld for security reasons*	Paperboard and packaging papers	1	30,000.00
Iraq	ALWAND COMPANY FOR RECONSTRUCTION AND DEVELOPMENT LTD	Pipe piping and pipe fittings	1	77,490.00
Iraq	Name withheld for security reasons*	Fuel Oils	1	61,200.00
Iraq	IRATRAC COMPANY	Power Generation and Distribution Machinery and Accessories	1	115,068.56
Iraq	Name withheld for security reasons*	Fuel Oils	5	969,249.82
Ireland	M.M.I. GROUP LIMITED	Medals	1	46,500.00
Ireland	M.M.I. Group Ltd	Collectibles and awards	1	42,010.71
Ireland	MMI GROUP LTD.	Base Metals	2	143,231.50
Israel	AEOLUS LTD	Software	1	35,683.20
Israel	AMERICAN FURNITURE COMPANY LTD.	Independent living aids for the physically challenged	1	31,144.54
Israel	ATARA LTD	Fresh fruits	1	39,789.80
Israel	DELEK -ISRAEL FUEL CORPORATION LTD.	Fuel Oils	2	180,337.18
Israel	E-DRIVE TECHNOLOGY Ltd	Batteries and cells and accessories	1	50,140.00
Israel	E-DRIVE TECHNOLOGY Ltd	Transportation components and systems	1	34,072.00
Israel	E-DRIVE TECHNOLOGY LTD.	Motor Vehicles and Parts, Accessories and Components	2	241,570.00
Israel	GILAT SATCOM LTD	Fixed network equipment and components	1	90,400.00
Israel	GILAT SATCOM LTD.	Telephony equipment	1	45,300.00
Israel	Kiroskay Ltd	Hardware	1	42,901.81
Israel	L. A. D. M. Agencies Ltd.	Classroom and fine art paint and mediums and applicators and accessories	2	126,025.00
Israel	L. A. D. M. Agencies Ltd.	Floor coverings	1	325,024.00
Israel	LADM AGENCIES	Cleaning and disinfecting solutions	1	33,870.00
Israel	LADM Limited	Securing and protecting supplies	1	40,015.00
Israel	LAN-LEE INTERNATIONAL LTD	Doors and windows and glass	1	534,561.01
Israel	LAN-LEE INTERNATIONAL LTD	Mining and quarrying machinery and equipment	1	41,590.00
Israel	LAN-LEE INTERNATIONAL LTD.	Luggage and handbags and packs and cases	1	172,000.00
Israel	LAN-LEE INTERNATIONAL LTD.	Railway and tramway cars	1	179,785.15
Israel	MIFRAM LIMITED	Luggage and handbags and packs and cases	1	46,650.00
Israel	Mifram Ltd	Industrial refrigeration	1	73,830.00
Israel	ODIS Filtering LTD	Industrial filtering and purification	1	249,413.35
Israel	ODIS Filtering LTD	Industrial process machinery and equipment and supplies	1	78,475.30
Israel	ODIS FILTERING LTD	Laboratory water purification equipment and supplies	1	39,880.00
Israel	ODIS FILTERING LTD	Organic acids or its substitutes	1	41,617.10
Israel	Odis Filtering Ltd	Pumps	1	65,286.90
Israel	ODIS FILTERING LTD.	Base Metals	1	96,783.15
Israel	ODIS FILTERING LTD.	Industrial filtering and purification	1	40,676.15
Israel	PAZ OIL COMPANY LTD.	Petroleum and distillates	4	2,307,709.79
Israel	Tangram Soft LTD	Software	1	169,595.10
Israel	Name withheld for security reasons*	Computer Equipment and Accessories	1	90,585.00
Italy	AMA S.P.A.	Product and material trailers	1	229,096.86
Italy	AMA SpA	Pipe piping and pipe fittings	1	34,092.57
Italy	AMA SpA	Tanks and cylinders and their accessories	1	122,371.35
Italy	AMA SPA - ITALY	Pump parts and accessories	1	132,285.99
Italy	ARSLOGICA SISTEMI SRL	Computer Equipment and Accessories	1	116,308.49
Italy	Name withheld for security reasons*	Security, Safety and Law Enforcement Equipment	1	80,784.88
Italy	CATAPANO S.R.L.	Safety apparel	1	100,019.00
Italy	CO.EL.MO. S.r.l.	Power Generation and Distribution Machinery and Accessories	1	225,305.29
Italy	COELMO S.P.A.	Power generation	1	106,829.17
Italy	COELMO S.P.A. - (formerly - COELMO S.R.L)	Power Generation and Distribution Machinery and Accessories	2	414,788.65
Italy	COELMO S.P.A. - (formerly - COELMO S.R.L)	Pump parts and accessories	1	177,298.01
Italy	COELMO S.R.L	Power Generation and Distribution Machinery and Accessories	1	35,248.17
Italy	COELMO S.R.L.	Power Generation and Distribution Machinery and Accessories	2	993,578.56
Italy	Coelmo SPA	Power Generation and Distribution Machinery and Accessories	1	1,218,559.32
Italy	COELMO SRL	Power Generation and Distribution Machinery and Accessories	3	1,147,111.62
Italy	CORIMEC ITALIANA SPA	Product and material trailers	1	2,268,046.13
Italy	ELETRONICA COMPONENTI SRL	Electronic Components and Supplies	1	33,898.31
Italy	EMC COMPUTER SYSTEMS ITALIA SPA	Computer Equipment and Accessories	3	832,319.00
Italy	EMC COMPUTER SYSTEMS ITALIA SPA	Media storage device accessories	3	128,075.00
Italy	EMC COMPUTER SYSTEMS ITALIA SPA	Media storage devices	1	68,810.00
Italy	ERRECI S.R.L.	Seating	4	1,011,368.66
Italy	ERRECI S.R.L.	Audio and visual equipment	2	225,475.54
Italy	ERRECI S.R.L.	Base Metals	2	244,421.12
Italy	ERRECI S.R.L.	Bedclothes and table and kitchen linen and towels	1	63,440.68
Italy	ERRECI S.R.L.	Commercial and industrial furniture	1	71,960.76
Italy	Erreci S.r.l.	Fixed network equipment and components	1	655,599.74
Italy	Erreci S.r.l.	Industrial refrigeration	1	2,806,500.64
Italy	ERRECI S.R.L.	Office furniture	3	700,414.61
Italy	ERRECI S.R.L.	Seating	3	902,055.13
Italy	ERRECI SRL	Base Metals	2	513,476.83
Italy	Erreci SRL	Office furniture	2	212,818.22
Italy	Euro Mec S. R. L.	Independent living aids for the physically challenged	1	151,407.07
Italy	EURO MEC S.R.L	Antiseptics	1	69,923.37
Italy	EURO MEC S.R.L	Industrial filtering and purification	1	144,708.83
Italy	EURO MEC SRL	Engine components and accessories	1	154,377.72
Italy	EURO MEC SRL	Foundry supplies	1	424,569.54
Italy	EURO MEC SRL	Water pumps	1	55,069.73
Italy	EUROMECC SRL	Autoclave and sterilizer equipment and accessories	1	50,528.10
Italy	EUROMECC SRL	Containers and storage	1	202,929.00
Italy	EUROMECC SRL	Industrial filtering and purification	5	1,548,215.35
Italy	EUROMECC SRL	Laboratory water purification equipment and supplies	1	853,831.42

\* For security and privacy reasons, the name of the supplier is not displayed when it includes the name of an individual.

AGENCY	Location of Supplier	Name of Supplier	Description of Goods	#POs	Total Value of POs (USD)
UNPD continued	Italy	Euromec SRL	Pump parts and accessories	2	990,641.13
	Italy	GRUPPO CADINI SRL	Water	2	75,000.00
	Italy	INTERTRADE INTERNATIONAL SERVICES	Photographic or filming or video equipment	1	41,336.00
	Italy	JAS FORWARDING WORLDWIDE S.p.A	Laboratory decanting and distilling and evaporating and extracting equipment a	1	81,932.00
	Italy	JAS FORWARDING WORLDWIDE S.p.A	Seals	1	85,935.00
	Italy	JAS S.p.A - Forwarding Worldwide	Product and material trailers	1	100,975.00
	Italy	JAS S.P.A FORWARDING WORLDWIDE	Discrete semiconductor devices	1	31,864.00
	Italy	LIMONGELLI SRL	Base Metals	1	41,856.76
	Italy	LIMONGELLI SRL	Packaging boxes and bags and pouches	1	60,000.00
	Italy	LIMONGELLI SRL	Safety apparel	1	50,000.00
	Italy	MAGELLANO SRL	Duplicating machines	1	37,509.70
	Italy	PILLER ITALIA SRL	Computer accessories	1	3,132,659.71
	Italy	PILLER ITALIA SRL	Distribution and control centers and accessories	1	31,205.30
	Italy	PUBLIMAX SNC	Printing machinery and equipment	1	37,777.00
	Italy	R.I. S.p.a	Bags	1	1,324,771.84
	Italy	R.I. SPA	Domestic appliances	1	182,758.62
	Italy	R.I. SPA	Power Generation and Distribution Machinery and Accessories	1	677,164.18
	Italy	SEMATRON ITALIA SRL	Telephony equipment	3	208,624.99
	Italy	SICOM S.p.A	Product and material trailers	1	235,685.21
	Italy	SICOM S.p.A.	Freight containers	1	236,005.43
	Italy	SICOM S.P.A.	Product and material trailers	1	73,718.83
	Italy	SITE SPA	Electrical wire and cable and harness	2	89,140.53
	Italy	SOFTWAY SRL	Surveillance and detection equipment	1	39,706.81
	Italy	SUNERG SOLAR SRL	Electrical equipment and components and supplies	1	78,913.04
	Japan	NISSAN TRADING CO. LTD	Product and material transport vehicles	2	104,837.00
	Japan	NISSAN TRADING CO. LTD	Transportation components and systems	5	2,465,091.13
	Japan	NISSAN TRADING CO. LTD.	Batteries and cells and accessories	1	79,446.86
	Japan	NISSAN TRADING CO. LTD.	Lifting equipment and accessories	1	72,731.52
	Japan	NISSAN TRADING CO. LTD.	Transportation components and systems	3	284,834.41
	Japan	NISSAN TRADING CO., LTD.	Motor Vehicles and Parts, Accessories and Components	5	2,704,712.36
	Japan	NISSAN TRADING CO., LTD.	Passenger motor vehicles	3	452,553.19
	Japan	NISSAN TRADING CO.LTD	Transportation components and systems	2	275,596.70
	Japan	Toyota Motor	Transportation components and systems	1	45,984.38
	Japan	TOYOTA MOTOR CORPORATION	Lifting equipment and accessories	1	36,492.96
	Japan	TOYOTA MOTOR CORPORATION	Transportation components and systems	11	1,015,800.88
	Japan	TOYOTA MOTOR CORPORATION	Vehicle servicing equipment	1	128,838.35
	Jordan	W. COM INTERNATIONAL CO. W.L.L.	Fixed network equipment and components	4	293,865.24
	Kenya	AGH KHAN HEALTH SERVICE KENYA t/a AGA KHAN UNIVERSITY HOSPITAL	Pharmaceuticals incl. Contraceptives and Vaccines	1	195,000.00
	Kenya	Aircraft Contracts Kenya Ltd	Base Metals	1	45,444.55
	Kenya	Allied Wharfrage Limited	Petroleum and distillates	2	72,418.94
	Kenya	Alpha Logistics Services (EPZ) Ltd	Industrial filtering and purification	1	166,110.00
	Kenya	Alpha Logistics Services (EPZ) Ltd	Personal communication devices	2	3,215,951.67
	Kenya	Ansell Pharmaceuticals Ltd	Autoclave and sterilizer equipment and accessories	1	96,544.76
	Kenya	Name withheld for security reasons*	Consumer electronics	1	83,140.00
	Kenya	ASL Limited	Published Products	1	202,378.20
	Kenya	BELEA PHARMACY LIMITED	Fertilizers and plant nutrients and herbicides	2	82,469.69
	Kenya	BOC KENYA LIMITED	Elements and gases	1	39,993.74
	Kenya	Britex General Merchants	Power conditioning equipment	1	37,336.00
	Kenya	CARGO QUEST INTERNATIONAL LIMITED	Power Generation and Distribution Machinery and Accessories	1	35,400.00
	Kenya	CORONARY SUPPLIES LIMITED	Packaging boxes and bags and pouches	1	96,652.32
	Kenya	Damco Logistics Kenya Limited	Furniture and Furnishings	2	160,328.00
	Kenya	Deega Construction and Water Well Drilling Co. Ltd	Personal communication devices	1	380,500.00
	Kenya	DHL Worldwide Express Kenya Limited	Fixed network equipment and components	1	120,000.00
	Kenya	DIASPORA DESIGN BUILD LIMITED	Accommodation furniture	1	31,146.00
	Kenya	FINEJET LIMITED	Aviation fuel	1	148,450.02
	Kenya	FINEJET LIMITED	Petroleum and distillates	5	676,354.23
	Kenya	HELLER PETROLEUM	Diesel fuel	1	670,564.05
	Kenya	Heller Petroleum	Fuel Oils	3	314,920.24
	Kenya	HONOUR ENTERPRISES LTD.	Accommodation furniture	1	54,510.00
	Kenya	IDMAN General Trading Co Ltd	Stone	1	720,000.00
	Kenya	Image Plus Limited	Printing and writing paper	1	38,836.53
	Kenya	Indigo Telecom Limited	Personal communication devices	1	38,700.00
	Kenya	Kenson and Company Limited	Camping and outdoor equipment	1	68,300.00
	Kenya	Kenson and Company Limited	Industrial refrigeration	1	99,000.00
	Kenya	Kenson and Company Limited	Musical Instruments and parts and accessories	1	35,100.00
	Kenya	Kenson and Company Limited	Netting	1	183,300.00
	Kenya	Kenson and Company Limited	Transportation components and systems	1	36,460.00
	Kenya	Lino Stationers (Africa) Ltd	Printing and writing paper	1	34,717.86
	Kenya	MARC INVESTMENTS	Transportation components and systems	5	566,396.02
	Kenya	MECOL LIMITED	Office furniture	1	88,285.71
	Kenya	Mogadishu Stars General Trading Co Ltd	Telephony equipment	1	255,007.60
	Kenya	NAJAH INTERNATIONAL COMPANY LIMITED	Accommodation furniture	1	33,977.17
	Kenya	NAJAH INTERNATIONAL COMPANY LIMITED	Security and control equipment	1	31,699.20
	Kenya	Retail Masters Ltd.	Personal communication devices	1	103,949.97
	Kenya	Rosewood Office Systems Limited	Accommodation furniture	1	150,491.12
	Kenya	Saharry Limited	Telephony equipment	1	106,782.14
	Kenya	Sai Logistics Limited	Industrial machine tools	1	39,400.00
	Kenya	Sameer Africa Ltd.	Industrial process machinery and equipment and supplies	1	217,685.95
	Kenya	Sifa Imports Limited	Fuel Oils	2	256,287.83
	Kenya	Symarx East Africa Limited	Patient care and treatment products and supplies	1	127,388.36
	Kenya	Symarx East Africa Limited	Projectors and supplies	1	39,075.00
	Kenya	Symarx East Africa Limited	Security and control equipment	1	38,986.90
	Kenya	Telkom Kenya	Computers	1	196,488.86
	Kenya	THE KAREN HOSPITAL	Medical facility products	1	573,065.90
	Kenya	THE MATER HOSPITAL	Medical facility products	1	229,226.36
	Kenya	THE MATER HOSPITAL	Pharmaceuticals incl. Contraceptives and Vaccines	1	116,279.07
	Kenya	Toppoint (K) Limited	Camping and outdoor equipment	1	223,000.00
	Kenya	VICTORIA FURNITURES LIMITED	Accommodation furniture	3	590,850.00
	Kenya	VICTORIA FURNITURES LIMITED	Camping and outdoor equipment	1	283,810.00
	Kenya	VICTORIA FURNITURES LIMITED	Product and material trailers	1	96,000.00
	Kenya	VICTORIA FURNITURES LIMITED	Seals	1	36,750.00
	Kenya	XSARA AGENCIES LIMITED	Industrial machine tools	1	42,345.36
	Kuwait	GULF CATERING COMPANY FOR GENERAL TRADE AND CONTRACTING	Food and Beverage Products	5	41,879,631.63
	Kuwait	Gulf Catering Company for General Trade and Contracting, WLL	Water	2	4,499,580.23
	Kuwait	MC KINLEY GROUP INTERNATIONAL CO. W.L.L.	Mortuary equipment and supplies	1	45,870.00
	Lebanon	Name withheld for security reasons*	Industrial process machinery and equipment and supplies	1	43,400.00
	Lebanon	Name withheld for security reasons*	Computer accessories	1	97,500.00
	Lebanon	Name withheld for security reasons*	Light weapons and ammunition	1	32,605.16
	Lebanon	Name withheld for security reasons*	Personal communication devices	1	37,685.00
	Lebanon	Name withheld for security reasons*	Removable storage media	1	33,828.00
	Lebanon	Name withheld for security reasons*	Telephony equipment	1	41,480.00
	Lebanon	ASACO GENERAL TRADE & CONTRACTING	Security, Safety and Law Enforcement Equipment	1	77,700.00
	Lebanon	ASACO GENERAL TRADE & CONTRACTING	Turbine engines	1	51,112.73
	Lebanon	Danash Est. for Constructions & Logistics	Sand	1	127,650.00
	Lebanon	FAIRCO	Printing and writing paper	2	66,196.80
	Lebanon	HAI DAR TRADING EST	Concrete and cement and plaster	1	31,078.25
	Lebanon	HAI DAR TRADING EST	Interior finishing materials	1	69,120.00
	Lebanon	Name withheld for security reasons*	Earth and stone	1	55,200.00
	Lebanon	Name withheld for security reasons*	Sand	1	114,772.00
	Lebanon	Intertech Batinorm SAL	Hand tools	1	39,790.00
	Lebanon	JABWOOD INTERNATIONAL S.A.L.	Plywood	1	31,550.00
	Lebanon	LEBECO S.A.L.	Floor coverings	1	37,548.89
	Lebanon	LEBECO S.A.L. LEBANESE EUROPEAN COMPANY FOR COMMERCE & IN	Domestic appliances	1	47,745.36
	Lebanon	Medco	Fuel Oils	1	50,047.84
	Lebanon	MEDITERRANEAN OIL SHIPPING & TRANSPORT COMPANY (MEDCO) S.A	Petroleum and distillates	4	11,248,985.74

\* For security and privacy reasons, the name of the supplier is not displayed when it includes the name of an individual.

AGENCY	Location of Supplier	Name of Supplier	Description of Goods	#POs	Total Value of POs (USD)
UNPD continued					
	Lebanon	MEDITERRANEANOILSHIP	Diesel fuel	8	28,057,909.80
	Lebanon	MEGA PREFAB S.A.L.	Roads and landscape	2	100,800.00
	Lebanon	Octagon Invest. SARL	Doors and windows and glass	2	90,000.00
	Lebanon	Rim Natural Spring	Water	1	78,000.00
	Lebanon	SaintGeorgeHospital	Emergency and field medical services products	1	50,000.00
	Lebanon	SIDACO S.A.L.	Gaseous fuels	1	121,523.33
	Lebanon	Sultan Steel SARL	Structural components and basic shapes	1	31,643.50
	Lebanon	SULTAN STEEL SARL	Structural materials	3	173,500.00
	Lebanon	TRIPLE K TRADE & SERVICES SAL (OFFSHORE)	Lighting Fixtures and Accessories	1	104,800.00
	Lebanon	VULCAN INTERNATIONAL OFFSHORE S.A.L	Bedclothes	1	79,035.44
	Lebanon	Vulcan International Offshore S.A.L	Camping and outdoor equipment	2	423,520.00
	Lebanon	VULCAN INTERNATIONAL OFFSHORE S.A.L	Clothing	1	40,645.16
	Liberia	AUTO SPARE SERVICE	Transportation components and systems	2	222,234.70
	Liberia	FOFANA QUICK SERVICE SUPPLY	Structural building products	1	31,129.00
	Liberia	FOFANA QUICK SERVICE SUPPLY	Wood	1	34,150.00
	Liberia	HARD ROCK CRUSHER (HRC)	Structural building products	1	39,755.50
	Liberia	HYDRAULIC TECHNICAL INC.	Water	1	30,000.00
	Liberia	KIASON GENERAL	Earth and stone	1	36,300.00
	Liberia	KIASON GENERAL CONSTRUCTION CONTRACTORS	Laboratory water purification equipment and supplies	2	267,800.00
	Liberia	LIBERIA BEVERAGES & BOTTLING COMPANY (LBBC)	Water	1	30,951.25
	Liberia	NEW AFRICA TECHNOLOGY CO.(NATC)	Security, Safety and Law Enforcement Equipment	1	59,932.00
	Liberia	NEW AFRICA TECHNOLOGY CO.(NATC)	Telephony equipment	1	61,280.45
	Liberia	PAGS BODY REPAIR & POWERTECH INC.	Transportation components and systems	1	85,000.00
	Liberia	PAGS BODY REPAIR & POWERTECH INC.	Petroleum and distillates	2	305,630.50
	Liberia	SETHI BROTHERS INC.	Tanks and cylinders and their accessories	1	65,125.00
	Liberia	THUNDER BIRD CORPORATION	Transportation components and systems	2	70,000.00
	Liberia	TOTAL LIBERIA INC.	Lubricating preparations	2	675,943.00
	Liberia	TOTAL LIBERIA INC.	Petroleum and distillates	10	26,854,792.70
	Liberia	TOTAL LIBERIA INC.	System boards processors interfaces or modules	1	240,000.00
	Liberia	U-SURDYS RESOURCES INC.	Stone	1	42,750.00
	Liberia	W. C. TRADING CENTER	Petroleum and distillates	2	357,338.32
	Liberia	WEST CONSTRUCTION LIBERIA INC.	Power Generation and Distribution Machinery and Accessories	1	49,203.00
	Liberia	WEST CONSTRUCTION LIBERIA INC.	Stone	1	49,700.00
	Libya	ASSAHER	Security, Safety and Law Enforcement Equipment	1	77,460.32
	Libya	JADAWEL FOR STATIONARY AND OFFICE EQUIPMENT LTD (Franchise Of	Office and desk accessories	1	53,625.99
	Mali	Name withheld for security reasons*	Food and Beverage Products	1	95,546.65
	Mali	Name withheld for security reasons*	Food and Beverage Products	1	32,303.82
	Mali	Aptitude	Office and desk accessories	1	45,217.93
	Mali	C.I.M - Commerce International Pour Le Mali	Electrical wire and cable and harness	1	104,982.85
	Mali	COMPUMALI SARL	Office and desk accessories	1	71,141.02
	Mali	Name withheld for security reasons*	Cotton fabrics	1	42,186.84
	Mali	Name withheld for security reasons*	Sand	1	55,901.29
	Mali	Name withheld for security reasons*	Food and Beverage Products	1	32,163.76
	Mali	Sahel Distribution et Services Sarl	Office and desk accessories	1	30,578.46
	Mali	Name withheld for security reasons*	Paperboard and packaging papers	1	45,714.83
	Mali	STAR OIL MALI SA	Petroleum and distillates	2	952,696.01
	Mali	Total Mali SA	Petroleum and distillates	3	7,242,767.39
	Mali	Name withheld for security reasons*	Food and Beverage Products	1	90,863.57
	Mali	Name withheld for security reasons*	Food and Beverage Products	1	55,889.57
	Mauritius	SupplyQuip Limited	Shelter Equipment and Supplies, incl. Tents, Blankets and Mosquito Nets	1	60,390.64
	Morocco	Ets Labiar Travaux Divers	Tanks and cylinders and their accessories	1	34,716.44
	Morocco	Name withheld for security reasons*	Water	1	47,669.37
	Morocco	Société Atlas Sahara s.a.	Petroleum and distillates	3	552,344.80
	Morocco	SOCIÉTÉ ATLAS	Diesel fuel	1	764,505.69
	Morocco	VIVO ENERGY MAROC	Aviation fuel	3	2,321,671.56
	Netherlands	AniMedics ICMMA	Immunomodulating drugs	1	37,462.32
	Netherlands	DEVOTRA B. V.	Cleaning and disinfecting solutions	1	41,400.58
	Netherlands	DEVOTRA B. V.	Hand tools	1	126,899.42
	Netherlands	DEVOTRA B. V.	Transportation components and systems	1	36,337.23
	Netherlands	DEVOTRA B.V	Vehicle servicing equipment	1	125,025.98
	Netherlands	Devotra B.V.	Cleaning and disinfecting solutions	1	44,403.07
	Netherlands	DEVOTRA B.V.	Clothing	1	39,706.13
	Netherlands	DEVOTRA B.V.	Hand tools	1	41,987.76
	Netherlands	DEVOTRA B.V.	Measuring and observing and testing instruments	1	60,285.90
	Netherlands	DEVOTRA B.V.	Vocational classroom furnishings and fixtures	1	40,390.72
	Netherlands	DEVOTRA BV	Hand tools	2	270,059.22
	Netherlands	EMC Computer Systems	Removable storage media	1	38,918.00
	Netherlands	EMC Computer Systems	Software	1	40,737.00
	Netherlands	HET IT BV	Computers	1	37,389.00
	Netherlands	HOLLAND AVIATION V.O.F	Railway and tramway cars	2	88,992.98
	Netherlands	IDA FOUNDATION	Dental impression and forming equipment and supplies	1	48,005.22
	Netherlands	IMRES	Pharmaceuticals incl. Contraceptives and Vaccines	4	534,465.38
	Netherlands	IMRES BV	Patient care and treatment products and supplies	1	91,528.11
	Netherlands	IMRES B.V	Central nervous system drugs	1	49,219.25
	Netherlands	IMRES B.V	Vaccines and antigens and toxoids	2	119,469.00
	Netherlands	Imres BV	Antibiotics	1	44,192.80
	Netherlands	Imres BV	Antihypertensive drugs	1	30,584.78
	Netherlands	IMRES BV	Blood plasma substitutes and extenders and expanders	1	128,928.75
	Netherlands	IMRES BV	Central nervous system drugs	1	118,197.70
	Netherlands	Imres BV	Cough and cold and anti-allergy products	1	132,846.00
	Netherlands	IMRES BV	Hormones and hormone antagonists	1	48,618.00
	Netherlands	IMRES BV	Immunomodulating drugs	1	35,021.00
	Netherlands	IMRES BV	Laboratory and Measuring and Observing and Testing Equipment	1	51,013.00
	Netherlands	Imres BV	Medical facility products	2	992,398.40
	Netherlands	Imres BV	Ophthalmic agents	1	32,932.00
	Netherlands	IMRES BV	Patient care and treatment products and supplies	2	168,577.20
	Netherlands	Imres BV	Pesticides or pest repellents	1	229,900.00
	Netherlands	IMRES BV	Pharmaceuticals incl. Contraceptives and Vaccines	6	1,042,511.15
	Netherlands	IMRES BV	Security and control equipment	1	58,372.00
	Netherlands	IMRES BV	Vaccines and antigens and toxoids	1	93,260.00
	Netherlands	International Procurement Agency (IPA)	Telephony equipment	1	98,336.82
	Netherlands	IPA - International Procurement Agency B.V.	Domestic kitchenware and kitchen supplies	1	40,181.21
	Netherlands	Office Depot	Office and desk accessories	2	70,000.00
	Netherlands	Office Depot	Removable storage media	1	37,000.00
	Netherlands	SANGUIN BLOOD BANK NORTH-WEST	Blood plasma substitutes and extenders and expanders	2	196,284.90
	Netherlands	SANQUIN	Blood plasma substitutes and extenders and expanders	3	145,318.96
	Netherlands	Santpoort Project	Batteries and cells and accessories	1	33,152.17
	Netherlands	Santpoort Project	Motor or generator components	1	147,765.40
	Netherlands	Santpoort Project	Printer and photocopier and facsimile accessories	1	31,085.80
	Netherlands	SANTPOORT PROJECT SUPPLIES	Distribution and control centers and accessories	1	413,690.00
	Netherlands	SANTPOORT PROJECT SUPPLIES	Laboratory water purification equipment and supplies	1	109,565.88
	Netherlands	SANTPOORT PROJECT SUPPLIES	Power Generation and Distribution Machinery and Accessories	1	31,852.09
	Netherlands	SANTPOORT PROJECT SUPPLIES	Telephony equipment	1	34,687.30
	Netherlands	Santpoort Project Supplies B.V.	Power Generation and Distribution Machinery and Accessories	1	81,680.31
	Netherlands	Santpoort Project Supplies BV	Audio and visual equipment	1	81,680.31
	Netherlands	SANTPOORT PROJECT SUPPLIES BV	Clothing	1	30,819.00
	Netherlands	SANTPOORT PROJECT SUPPLIES BV	Distribution and control centers and accessories	1	113,350.00
	Netherlands	Santpoort Project Supplies BV	Power Generation and Distribution Machinery and Accessories	1	30,990.70
	Netherlands	SANTPOORT PROJECT SUPPLIES BV	Telephony equipment	1	39,615.00
	Netherlands	SANTPOORT PROJECT SUPPLIES BV	Water pumps	1	78,205.62
	Netherlands	Sharp Electronic Benelux	Duplicating machines	1	38,369.00
	Netherlands	Stichting Sanquin	Hematologic drugs	1	43,213.82
	Netherlands	STICHTING SANQUIN BLOEDVOORZIENING	Blood plasma substitutes and extenders and expanders	5	537,817.92
	Netherlands	Stichting Sanquin Bloedvoorziening	Pharmaceuticals incl. Contraceptives and Vaccines	7	70,157.40
	Netherlands	TRIMBLE EUROPE BV	Measuring and observing and testing instruments	1	36,532.98

\* For security and privacy reasons, the name of the supplier is not displayed when it includes the name of an individual.



AGENCY				Total Value of
Location of Supplier	Name of Supplier	Description of Goods	#POs	POs (USD)
<b>UNPD continued</b>				
New Zealand	4RF COMMUNICATION LTD.	Network service equipment	1	43,400.00
New Zealand	4RF COMMUNICATION LTD.	System boards processors interfaces or modules	1	96,920.00
New Zealand	4RF COMMUNICATION LTD.	Telephony equipment	2	64,131.00
New Zealand	4RF COMMUNICATIONS	Telephony equipment	2	246,384.30
New Zealand	4RF COMMUNICATIONS LIMITED	Fixed network equipment and components	1	288,390.00
New Zealand	4RF COMMUNICATIONS LTD	Telephony equipment	4	404,158.25
New Zealand	4RF COMMUNICATIONS LTD.	Telephony equipment	2	76,412.00
New Zealand	4RF Limited	Fixed network equipment and components	1	47,200.00
New Zealand	AVIAT NETWORKS	Telephony equipment	1	244,037.15
New Zealand	AVIAT U.S., INC	Telephony equipment	1	45,613.34
New Zealand	Aviat US INC.	Telephony equipment	1	210,969.41
Nigeria	DOMEZ NIGERIA LTD	Distribution and control centers and accessories	1	37,700.00
Norway	GEOCAP AS	Software	1	60,250.02
Pakistan	HR Mobiles (Pvt) Ltd	Audio and visual equipment	1	98,504.47
Panama	ES-KO	Food and Beverage Products	4	710,331.73
Panama	ES-KO	Prepared and preserved foods	3	10,204,226.55
Panama	ES-KO	Water	1	111,986.13
Panama	ES-KO INTERNATIONAL INC.	Corrugated and other supplies for distribution	1	86,377.64
Panama	ES-KO INTERNATIONAL INC.	Food and Beverage Products	17	110,016,160.22
Panama	ES-KO INTERNATIONAL INC.	Water	3	327,238.71
Panama	PhoneSoft Limited	Network service equipment	1	30,924.00
Republic of Korea	CARAVAN ENGINEERED STRUCTURES INC. (Formerly Caravan Int'l Co.)	Camping and outdoor equipment	2	147,550.00
Republic of Korea	CARAVAN ENGINEERED STRUCTURES INC. (Formerly Caravan Int'l Co.)	Pump parts and accessories	1	93,980.00
Republic of Korea	CARAVAN ENGINEERED STRUCTURES, INC	Camping and outdoor equipment	2	3,421,250.00
Republic of Korea	CARAVAN ENGINEERED STRUCTURES, INC	Electrical wire and cable and harness	1	115,888.62
Republic of Korea	CARAVAN ENGINEERED STRUCTURES, INC	Power Generation and Distribution Machinery and Accessories	1	177,300.17
Republic of Korea	HYUNDAI MOTOR COMPANY	Motor Vehicles and Parts, Accessories and Components	5	908,323.36
Republic of Korea	Name withheld for security reasons*	Clothing	1	60,000.00
Rwanda	AKAGERA MOTORS SARL	Product and material transport vehicles	2	94,292.67
Rwanda	SATGURU TRAVEL & TOURS SERVICES	Water	1	44,940.00
Senegal	SOS MEDECIN Senegal	Structural materials	1	53,003.75
Serbia	AUTOTRADE SH.P.K.	Transportation components and systems	1	35,440.57
Serbia	HIB Petrol Sh.P.K.	Fuel Oils	2	292,285.05
Sierra Leone	Name withheld for security reasons*	Motor vehicles	1	39,900.00
Sierra Leone	IT Training and Consulting	Security and control equipment	1	65,061.05
Sierra Leone	KAPRI ENTERPRISES LTD	Motor vehicles	1	68,691.00
Sierra Leone	SAFECON PETROLEUM (SL) LTD	Petroleum and distillates	1	33,812.89
Sierra Leone	TOTAL SIERRA LEONE LTD	Petroleum and distillates	6	1,082,726.60
Singapore	CADG Engineering Pte Ltd.	Hand tools	1	110,628.65
Singapore	CADG Engineering Pte Ltd.	Power Generation and Distribution Machinery and Accessories	1	48,400.00
Somalia	I.A.G International Co. L.L.C	Bags	1	2,368,436.00
South Africa	BAE SYSTEMS	Transportation components and systems	2	261,862.10
South Africa	BAE SYSTEMS-LAND SYSTEMS SOUTH AFRICA (PTY) LTD.	Transportation components and systems	1	119,906.56
South Africa	DIGITAL VOICE PROCESSING (PTY) LTD.	Audio and visual equipment	1	146,114.41
South Africa	IMTECH MARINE SOUTH AFRICA (PTY) LTD	Radar and sonar systems and components	1	42,044.80
South Africa	Osprea Logistics SA PTY Ltd	Industrial machine tools	1	51,826.78
South Africa	Osprea Logistics SA PTY Ltd	Transportation components and systems	5	2,235,510.05
South Africa	SGR MEDICAL SUPPLIES	Dental impression and forming equipment and supplies	1	78,887.40
South Sudan	DAS Trading Company Limited	Paperboard and packaging papers	1	43,125.00
South Sudan	DAS Trading Company Limited	Printed publications	1	77,099.99
South Sudan	DAS Trading Company Limited	Vocational teaching aids and materials	1	85,340.00
South Sudan	JIT BEVERAGE	Accommodation furniture	1	177,779.00
South Sudan	JIT BEVERAGE COMPANY LTD	Industrial filtering and purification	1	267,168.50
South Sudan	Orech Engineering Construction & Supply Ltd.	Pipe piping and pipe fittings	1	219,916.00
Spain	ADVANCED GEOSCIENCES EUROPE S.L.	Measuring and observing and testing instruments	1	96,600.00
Spain	AF STEELCASE SA	Furniture and Furnishings	1	46,426.57
Spain	Name withheld for security reasons*	Industrial machine tools	1	39,128.58
Spain	REPSOL YPF LUBRICANTES ESPECIALDADES S.A	Fuel Oils	1	54,094.94
Sudan	Aden Ltd.	Electrical wire and cable and harness	1	51,080.00
Sudan	Aden Ltd.	Hand tools	1	135,235.00
Sudan	Aden Ltd.	Pipe piping and pipe fittings	1	144,157.00
Sudan	Aden Ltd.	Power Generation and Distribution Machinery and Accessories	1	112,700.49
Sudan	Aden Ltd.	Pumps	1	44,049.90
Sudan	Aden Ltd.	Security and control equipment	1	62,680.00
Sudan	ADVANCED ENGINEERING WORKS CO. LTD.	Transportation components and systems	1	141,826.95
Sudan	Name withheld for security reasons*	Cement	1	205,250.00
Sudan	Name withheld for security reasons*	Sand	1	181,630.00
Sudan	Name withheld for security reasons*	Containers and storage	1	37,100.00
Sudan	Name withheld for security reasons*	Cleaning and disinfecting solutions	2	132,750.00
Sudan	Name withheld for security reasons*	Water	1	38,735.60
Sudan	Name withheld for security reasons*	Printed publications	1	38,360.00
Sudan	Name withheld for security reasons*	Printed publications	1	62,987.93
Sudan	Name withheld for security reasons*	Sand	1	49,800.00
Sudan	Aramex International for Services Co. Ltd.	Wood	1	142,350.00
Sudan	BIRAWI	Earth and stone	1	100,000.00
Sudan	Dagosh	Foundry supplies	1	30,268.27
Sudan	DARKA FOR TRADING & SERVICES	Seals	1	50,397.88
Sudan	Deal Development Company	Sand	1	246,850.00
Sudan	Deglwa Trading and Services (DTAS)	Industrial machine tools	1	46,350.00
Sudan	Deglwa Trading and Services (DTAS)	Stone	1	103,300.00
Sudan	Giya Trading and Services	Structural building products	1	125,520.00
Sudan	Giya Trading and Services	Water	1	310,040.28
Sudan	HANEER ENGINEERING	Earth and stone	1	100,000.00
Sudan	Haneer Engineering Co.	Sand	1	42,750.00
Sudan	Hawadin Stores	Batteries and cells and accessories	1	50,000.00
Sudan	Hawadin Stores	Transportation components and systems	3	150,000.00
Sudan	Integrated Business Co. (IBC)	Lifting equipment and accessories	1	48,552.00
Sudan	JIT BEVERAGE COMPANY LTD	Flour and milled products	1	90,216.10
Sudan	Kadover for Trading, Contracting & Petroleum Services Co. Ltd	Structural building products	1	46,163.79
Sudan	MANO FOR ROADS & BRIDGES	Cement	1	177,000.00
Sudan	MEGATRADE CO. LTD	Projectors and supplies	1	35,992.38
Sudan	MEGATRADE CO. LTD	Tanks and cylinders and their accessories	1	420,020.00
Sudan	Name withheld for security reasons*	Stone	1	693,000.00
Sudan	New Life Printing Press	Published Products	1	33,900.00
Sudan	Pancrop Commercial Co. Ltd	Food and Beverage Products	1	360,000.00
Sudan	Pancrop Commercial Co. Ltd	Structural materials	1	74,840.00
Sudan	Pancrop Commercial Co. Ltd (PCC)	Call management systems or accessories	1	33,628.50
Sudan	Pancrop Commercial Co. Ltd (PCC)	Safety footwear	1	282,805.00
Sudan	PETRONAS Marketing	Fuels, Fuel Additives, Lubricants and Anti corrosive Materials	2	154,441.50
Sudan	Petronas Marketing Sudan Ltd	Lubricating preparations	1	7,987,050.00
Sudan	Petronas Marketing Sudan Ltd	Petroleum and distillates	7	119,971,150.48
Sudan	Promark for Promotions and Marketing Co. Ltd	Published Products	1	60,500.00
Sudan	Promark for Promotions and Marketing Co. Ltd	Safety apparel	1	400,000.00
Sudan	Regal for Construction, Contracting and Transportation	Sand	1	136,775.36
Sudan	Repro Company Ltd	Published Products	1	38,000.00
Sudan	ROBERTA LOGISTICS SOUTHERN SUDAN LTD.	Office and desk accessories	1	69,615.00
Sudan	SAVANNA INSURANCE	Vehicle servicing equipment	1	236,676.47
Sudan	Senait Trading Co. Ltd.	Cement	1	119,000.00
Sudan	SKYLINE Contracting Co LTD	Cement	2	105,000.00
Sudan	SKYLINE Contracting Co LTD	Electrical wire and cable and harness	1	186,880.00
Sudan	SKYLINE Contracting Co LTD	Stone	1	87,000.00
Sudan	TAJUJ FOR DEVELOPMENT & INVESTMENT CO	Structural materials	1	30,980.00
Sudan	Tajuj for Development and Investment Co. Ltd	Cement	1	455,000.00
Sudan	Tamurai for Investment Company Ltd	Stone	1	553,500.00
Sudan	Trade Hook Ltd.	Tanks and cylinders and their accessories	1	668,138.59

\* For security and privacy reasons, the name of the supplier is not displayed when it includes the name of an individual.

AGENCY	Location of Supplier	Name of Supplier	Description of Goods	#POs	Total Value of POs (USD)
	UNPD continued				
Sudan		Name withheld for security reasons*	Sand	2	122,608.69
Sudan		Name withheld for security reasons*	Promotional material or annual reports	1	54,800.00
Sweden		Aastra Telecom	Personal communication devices	1	46,622.52
Sweden		BIAB INTERNATIONAL AB	Base Metals	1	115,194.66
Sweden		BIAB INTERNATIONAL AB	Cleaning and disinfecting solutions	6	1,025,692.18
Sweden		BIAB INTERNATIONAL AB	Folders and binders and indexes	1	33,369.64
Sweden		Biab International AB	Personal paper products	2	575,107.64
Sweden		BIAB INTERNATIONAL AB	Printing and writing paper	1	192,945.00
Sweden		BIAB INTERNATIONAL AB	Projectors and supplies	1	72,850.00
Sweden		BIAB INTERNATIONAL AB	Safety apparel	1	66,273.17
Sweden		BIAB INTERNATIONAL AB	Seals	1	96,609.80
Sweden		Gratts International AB	Plywood	1	155,005.40
Sweden		GRATTS INTERNATIONAL AB	Wood	1	209,274.00
Switzerland		Crypto AG	Data Voice or Multimedia Network Equipment or Platforms	9	494,230.23
Switzerland		INTERTRADE	Electrical equipment and components and supplies	1	33,767.39
Switzerland		INTERTRADE	Forming tools	1	30,819.00
Switzerland		INTERTRADE	Printed circuits and integrated circuits and microassemblies	1	39,292.89
Switzerland		INTERTRADE	Pumps	1	66,844.51
Switzerland		INTERTRADE	Transportation components and systems	2	77,821.48
Switzerland		INTERTRADE INTERNATIONAL SERVICES	Base Metals	2	1,007,784.00
Switzerland		INTERTRADE INTERNATIONAL SERVICES	Pipe piping and pipe fittings	2	323,391.14
Switzerland		INTERTRADE INTERNATIONAL SERVICES	Product and material trailers	1	1,009,500.00
Switzerland		INTERTRADE INTERNATIONAL SERVICES	Pump parts and accessories	1	101,598.37
Switzerland		INTERTRADE INTERNATIONAL SERVICES	Transportation components and systems	1	48,755.41
Switzerland		INTERTRADE INTERNATIONAL SERVICES (IIS)	Clothing	1	30,345.75
Switzerland		INTERTRADE INTERNATIONAL SERVICES (IIS)	Distribution and control centers and accessories	2	91,790.44
Switzerland		INTERTRADE INTERNATIONAL SERVICES (IIS)	Industrial refrigeration	1	67,420.15
Switzerland		INTERTRADE INTERNATIONAL SERVICES (IIS)	Laboratory water purification equipment and supplies	1	198,512.90
Switzerland		INTERTRADE INTERNATIONAL SERVICES (IIS)	Power Generation and Distribution Machinery and Accessories	1	69,770.43
Switzerland		INTERTRADE INTERNATIONAL SERVICES (IIS)	Product and material trailers	1	108,702.40
Switzerland		INTERTRADE INTERNATIONAL SERVICES (IIS)	Pump parts and accessories	1	89,422.89
Switzerland		INTERTRADE INTERNATIONAL SERVICES (IIS)	Weight measuring instruments	1	41,776.25
Switzerland		INTERTRADE INTERNATIONAL SERVICES S.A.	Power Generation and Distribution Machinery and Accessories	2	86,701.47
Switzerland		Intertrade International Services S.R.L.	Accommodation furniture	1	90,135.00
Switzerland		INTERTRADE INTERNATIONAL SERVICES S.R.L.	Base Metals	1	40,761.00
Switzerland		Intertrade International Services S.R.L.	Carpeting	1	57,636.00
Switzerland		INTERTRADE INTERNATIONAL SERVICES S.R.L.	Cleaning and disinfecting solutions	1	35,380.44
Switzerland		Intertrade International Services S.R.L.	Computer printers	1	77,604.00
Switzerland		Intertrade International Services S.R.L.	Computers	1	37,844.16
Switzerland		Intertrade International Services S.R.L.	Containers and storage	1	111,240.00
Switzerland		INTERTRADE INTERNATIONAL SERVICES S.R.L.	Distribution and control centers and accessories	1	100,297.77
Switzerland		INTERTRADE INTERNATIONAL SERVICES S.R.L.	Domestic appliances	2	72,319.09
Switzerland		Intertrade International Services S.R.L.	General laboratory glassware and plasticware and supplies	1	42,442.00
Switzerland		Intertrade International Services S.R.L.	Industrial refrigeration	1	59,099.60
Switzerland		INTERTRADE INTERNATIONAL SERVICES S.R.L.	Patient care and treatment products and supplies	1	30,556.09
Switzerland		INTERTRADE INTERNATIONAL SERVICES S.R.L.	Pipe piping and pipe fittings	1	71,522.00
Switzerland		Intertrade International Services S.R.L.	Power Generation and Distribution Machinery and Accessories	1	216,538.90
Switzerland		INTERTRADE INTERNATIONAL SERVICES S.R.L.	Product and material trailers	2	129,120.00
Switzerland		Intertrade International Services S.R.L.	Removable storage media	1	134,390.71
Switzerland		Intertrade International Services S.R.L.	Seals	1	247,717.00
Switzerland		INTERTRADE INTERNATIONAL SERVICES S.R.L.	Tanks and cylinders and their accessories	1	87,116.50
Switzerland		Intertrade International Services S.R.L.	Telephony equipment	1	33,639.34
Switzerland		INTERTRADE INTERNATIONAL SERVICES S.R.L.	Tires and tire tubes	1	98,710.50
Switzerland		INTERTRADE INTERNATIONAL SERVICES S.R.L.	Weight measuring instruments	1	51,439.34
Switzerland		INTERTRADE INTERNATIONAL SERVICES SA	Audio and visual equipment	1	63,850.00
Switzerland		INTERTRADE INTERNATIONAL SERVICES SA	Base Metals	1	39,980.75
Switzerland		INTERTRADE INTERNATIONAL SERVICES SA	Cleaning and disinfecting solutions	1	38,364.70
Switzerland		INTERTRADE INTERNATIONAL SERVICES SA	Clothing	1	34,748.25
Switzerland		INTERTRADE INTERNATIONAL SERVICES SA	Industrial filtering and purification	3	153,018.76
Switzerland		INTERTRADE INTERNATIONAL SERVICES SA	Industrial refrigeration	1	85,975.00
Switzerland		INTERTRADE INTERNATIONAL SERVICES SA	Laboratory water purification equipment and supplies	1	159,349.40
Switzerland		INTERTRADE INTERNATIONAL SERVICES SA	Light weapons and ammunition	1	33,242.80
Switzerland		INTERTRADE INTERNATIONAL SERVICES SA	Office furniture	1	33,124.50
Switzerland		INTERTRADE INTERNATIONAL SERVICES SA	Office machines and their supplies and accessories	1	54,243.98
Switzerland		INTERTRADE INTERNATIONAL SERVICES SA	Personal communication devices	1	34,085.03
Switzerland		INTERTRADE INTERNATIONAL SERVICES SA	Pipe piping and pipe fittings	1	489,759.90
Switzerland		INTERTRADE INTERNATIONAL SERVICES SA	Power Generation and Distribution Machinery and Accessories	2	131,578.45
Switzerland		INTERTRADE INTERNATIONAL SERVICES SA	Printing and Photographic and Audio and Visual Equipment	1	39,323.99
Switzerland		INTERTRADE INTERNATIONAL SERVICES SA	Security and control equipment	1	247,501.00
Switzerland		INTERTRADE INTERNATIONAL SERVICES SA	Transportation components and systems	2	141,829.49
Switzerland		INTERTRADE INTERNATIONAL SERVICES SA	Water pumps	1	40,733.33
Switzerland		INTERTRADE INTERNATIONAL SERVICES S.R.L.	Base Metals	1	35,697.25
Switzerland		INTERTRADE INTERNATIONAL SERVICES S.R.L.	Distribution and control centers and accessories	1	41,800.14
Switzerland		INTERTRADE INTERNATIONAL SERVICES S.R.L.	Power sources	1	37,259.60
Switzerland		INTERTRADE INTERNATIONAL SERVICES S.R.L.	Security and control equipment	1	56,892.50
Switzerland		INTERTRADE INTERNATIONAL SERVICES SA	Product and material trailers	1	1,217,440.00
Switzerland		INTERTRADE INTERNATIONAL SERVICES SA	Seals	1	292,275.90
Switzerland		OPEN SYSTEMS AG	Software	1	1,050,000.00
Switzerland		SUPREME FOODSERVICE GMBH	Food and Beverage Products	4	12,383,183.71
Switzerland		SUPREME FOODSERVICE GMBH	Water	1	208,223.63
Switzerland		TE Connectivity Solutions GmbH	Electronic Components and Supplies	1	39,180.70
Switzerland		Tyco Electronics Logistics AG	Telephony equipment	1	49,112.77
Syrian Arab Republic		Name withheld for security reasons*	Structures and Building and Manufacturing Components	1	106,573.79
Syrian Arab Republic		Name withheld for security reasons*	Weight measuring instruments	1	56,630.00
Syrian Arab Republic		BOUKEIN WATER FILLING FACTORY	Water	1	34,322.18
Syrian Arab Republic		Name withheld for security reasons*	Fresh fruits	1	127,559.00
Syrian Arab Republic		R & E HOMSI	Power Generation and Distribution Machinery and Accessories	1	86,313.53
Syrian Arab Republic		Name withheld for security reasons*	Structural components and basic shapes	1	33,000.00
Syrian Arab Republic		Name withheld for security reasons*	Diesel fuel	1	151,515.15
Syrian Arab Republic		Name withheld for security reasons*	Petroleum and distillates	3	536,169.18
Syrian Arab Republic		Name withheld for security reasons*	Bedclothes and table and kitchen linen and towels	1	34,950.00
Syrian Arab Republic		Name withheld for security reasons*	Personal paper products	1	153,474.00
Turkey		Name withheld for security reasons*	Tanks and cylinders and their accessories	1	1,499,747.00
Turkey		Name withheld for security reasons*	Fuel Oils	4	317,951.24
Turkey		TECIMER FOREIGN TRADE LIMITED	Industrial filtering and purification	1	50,210.00
Uganda		AQUA COOLERS LTD	Water	1	73,887.00
Uganda		CITY TYRES	Tires and tire tubes	1	141,522.16
Uganda		EDIE ENGINEERING Co.LTD	Transportation components and systems	1	34,012.29
Uganda		GRAPHIC SYSTEMS (U) LTD	Paperboard and packaging papers	1	87,350.00
Uganda		HOME MADE COMMODITIES (U) LTD.	Hand tools	1	34,315.05
Uganda		HOME MADE COMMODITIES (U) LTD.	Pumps	1	97,273.30
Uganda		HOME MADE COMMODITIES (U) LTD.	Wood	1	146,107.10
Uganda		KWIK COMPUTING LIMITED	Paperboard and packaging papers	1	162,962.00
Uganda		KWIK COMPUTING LTD	Printed publications	1	75,000.00
Uganda		KWIK COMPUTING LTD	Printing and writing paper	1	80,600.00
Uganda		Nit-Net Office Solutions Ltd	Pipe piping and pipe fittings	1	53,708.24
Uganda		PROC INTERNATIONAL LIMITED	Electrical wire and cable and harness	1	53,347.86
Uganda		Procure Services Ltd	Industrial refrigeration	1	130,441.50
Uganda		Rikard Developments Limited	Pipe piping and pipe fittings	1	387,087.56
Uganda		SENFUMA ELECTRICAL COMPANY	Electrical wire and cable and harness	1	556,070.40
Uganda		SEROMA LTD	Cement	3	484,412.57
Uganda		TOTAL (U) LTD.	Diesel fuel	1	240,000.00
Uganda		Total (U) Ltd.	Petroleum and distillates	10	11,848,255.00
United Arab Emirates		AL AZHAR TRADING CO.	Shelter Equipment and Supplies, incl. Tents, Blankets and Mosquito Nets	1	33,414.74
United Arab Emirates		AL AZHAR TRADING CO.	Tires and tire tubes	1	37,822.89

\* For security and privacy reasons, the name of the supplier is not displayed when it includes the name of an individual.

AGENCY	Location of Supplier	Name of Supplier	Description of Goods	#POs	Total Value of POs (USD)
	UNPD continued				
	United Arab Emirates	AL AZHAR TRADING CO. (LLC)	Lifting equipment and accessories	1	79,138.72
	United Arab Emirates	AL AZHAR TRADING CO. (LLC)	Security, Safety and Law Enforcement Equipment	2	164,495.85
	United Arab Emirates	AL AZHAR TRADING CO. (LLC)	Transportation components and systems	1	48,169.26
	United Arab Emirates	EBASCO TRADING CORPORATION	Tires and tire tubes	1	67,260.59
	United Arab Emirates	EBASCO TRADING CORPORATION	Transportation components and systems	1	37,782.05
	United Arab Emirates	ECOLOG INTERNATIONAL FZE	Water	2	70,667.00
	United Arab Emirates	ENOC INTERNATIONAL SALES L.L.C.	Petroleum and distillates	2	275,000.00
	United Arab Emirates	FLEMINGO INTERNATIONAL LIMITED	Paperboard and packaging papers	1	37,829.93
	United Arab Emirates	Golden Relief Resources LLC	Lifting equipment and accessories	1	49,700.00
	United Arab Emirates	GOLDEN RELIEF RESOURCES LLC	Power Generation and Distribution Machinery and Accessories	2	162,743.00
	United Arab Emirates	Golden Relief Resources LLC	Seals	1	41,000.00
	United Arab Emirates	Golden Relief Resources LLC	Tires and tire tubes	1	106,000.00
	United Arab Emirates	GOLDEN RELIEF RESOURCES LLC	Water pumps	1	51,775.00
	United Arab Emirates	Headlinks General Trading LLC	Industrial refrigeration	1	53,686.25
	United Arab Emirates	Headlinks General Trading LLC	Seals	1	31,729.00
	United Arab Emirates	INCHCAPE SHIPPING SERVICES LLC	Food and Beverage Products	2	453,892.32
	United Arab Emirates	JETEX FZCO	Petroleum and distillates	4	480,000.00
	United Arab Emirates	MEGATRADE CO. LTD	Industrial refrigerators	1	51,728.83
	United Arab Emirates	O.K.I General Trading	Corrugated and other supplies for distribution	1	75,310.00
	United Arab Emirates	O.K.I General Trading	Office furniture	1	31,235.05
	United Arab Emirates	O.K.I General Trading	Personal communication devices	1	32,082.50
	United Arab Emirates	O.K.I General Trading	Structures and Building and Manufacturing Components	2	95,996.25
	United Arab Emirates	O.K.I GENERAL TRADING LLC	Clothing	1	63,307.35
	United Arab Emirates	O.K.I GENERAL TRADING LLC	Computer accessories	1	36,200.00
	United Arab Emirates	O.K.I GENERAL TRADING LLC	Distribution and control centers and accessories	1	41,061.68
	United Arab Emirates	O.K.I GENERAL TRADING LLC	Lighting Fixtures and Accessories	2	264,649.70
	United Arab Emirates	O.K.I GENERAL TRADING LLC	Paints and primers and finishes	2	238,656.70
	United Arab Emirates	O.K.I GENERAL TRADING LLC	Power sources	1	55,298.37
	United Arab Emirates	O.K.I General Trading LLC	Removable storage media	1	143,976.78
	United Arab Emirates	O.K.I GENERAL TRADING LLC	Security, Safety and Law Enforcement Equipment	1	223,463.59
	United Arab Emirates	O.K.I GENERAL TRADING LLC	Structural materials	2	190,169.00
	United Arab Emirates	O.K.I GENERAL TRADING LLC	Television access equipment	1	31,252.00
	United Arab Emirates	O.K.I General Trading LLC	Vehicle servicing equipment	2	167,200.75
	United Arab Emirates	O.K.I. General trading LLC	Audio visual equipment accessories	1	53,828.48
	United Arab Emirates	O.K.I. General Trading LLC	Air transportation support systems and equipment	1	261,864.80
	United Arab Emirates	O.K.I. General Trading LLC	Atomic and nuclear energy machinery and equipment	1	67,900.00
	United Arab Emirates	O.K.I. General Trading LLC	Electrical wire and cable and harness	1	328,862.85
	United Arab Emirates	O.K.I. General Trading LLC	Industrial refrigeration	1	34,975.00
	United Arab Emirates	O.K.I. General Trading LLC	Marine craft systems and subassemblies	1	75,175.00
	United Arab Emirates	O.K.I. General Trading LLC	Photographic and recording media	1	40,530.00
	United Arab Emirates	O.K.I. General Trading LLC	Pipe piping and pipe fittings	1	68,783.05
	United Arab Emirates	O.K.I. General Trading LLC	Safety footwear	1	33,470.00
	United Arab Emirates	O.K.I. General Trading LLC	Structural materials	1	200,921.93
	United Arab Emirates	O.K.I. General Trading LLC	Telephony equipment	1	83,700.00
	United Arab Emirates	O.K.I. General Trading LLC	Water pumps	1	80,389.48
	United Arab Emirates	OKI GENERAL	Domestic laundry appliances and supplies	1	31,635.75
	United Arab Emirates	OKI GENERAL	Fire fighting equipment	1	67,478.70
	United Arab Emirates	OKI General Trading	Distribution and control centers and accessories	1	34,226.00
	United Arab Emirates	OKI General Trading	Electrical wire and cable and harness	1	54,315.43
	United Arab Emirates	OKI General Trading	Lifting equipment and accessories	1	50,548.37
	United Arab Emirates	OKI General Trading	Lighting Fixtures and Accessories	1	326,603.00
	United Arab Emirates	Pashtoon International General Trading LLC ( Dubai)	Call management systems or accessories	1	37,150.00
	United Arab Emirates	Pashtoon International General Trading LLC ( Dubai)	Computers	1	33,000.00
	United Arab Emirates	Pashtoon International General Trading LLC ( Dubai)	Safety footwear	1	541,777.50
	United Arab Emirates	RA International FCZO	Bags	1	2,606,265.00
	United Arab Emirates	RA International FCZO	Domestic appliances	2	994,682.15
	United Arab Emirates	RA INTERNATIONAL SERVICES FZCO	Containers and storage	1	106,781.05
	United Arab Emirates	Red Orange General Trading (L.L.C.)	Telephony equipment	1	47,550.30
	United Arab Emirates	Remote Medical Solutions ( RMSI )	Pharmaceuticals incl. Contraceptives and Vaccines	1	1,873,035.00
	United Arab Emirates	Resource Chain	Transportation components and systems	1	73,142.73
	United Arab Emirates	RESOURCE CHAIN L.L.C	Base Metals	1	47,042.28
	United Arab Emirates	RESOURCE CHAIN L.L.C	Folders and binders and indexes	1	182,327.78
	United Arab Emirates	Resource Chain L.L.C	Safety apparel	1	64,789.99
	United Arab Emirates	Resource Chain L.L.C	Safety footwear	1	91,429.58
	United Arab Emirates	RESOURCE CHAIN L.L.C	Tires and tire tubes	2	137,206.36
	United Arab Emirates	RESOURCE CHAIN L.L.C	Vehicle servicing equipment	1	60,978.62
	United Arab Emirates	Resource Chain L.L.C	Water	1	98,113.67
	United Arab Emirates	Resource Chain, LLC	Audio and visual equipment	1	40,867.57
	United Arab Emirates	Resource Chain, LLC	Electrical wire and cable and harness	1	32,445.50
	United Arab Emirates	SKY GULF TRADING FZE	Telephony equipment	1	96,765.00
	United Arab Emirates	Sky Gulf Trading FZE	Tires and tire tubes	1	144,881.00
	United Arab Emirates	Supreme Foodservice GmbH	Food and Beverage Products	6	23,339,840.04
	United Arab Emirates	Supreme Foodservice GmbH	Minimally processed meat and poultry products	2	800,870.80
	United Arab Emirates	Supreme Foodservice GmbH	Orthopedic and prosthetic and sports medicine products	1	46,989.57
	United Arab Emirates	SUPREME FUELS TRADING FZE	Fertilizers and plant nutrients and herbicides	1	15,012,102.00
	United Arab Emirates	SUPREME FUELS TRADING FZE	Fuel Oils	2	25,571,864.50
	United Arab Emirates	SUPREME FUELS TRADING FZE	Paperboard and packaging papers	1	167,487.00
	United Arab Emirates	SUPREME FUELS TRADING FZE	Petroleum and distillates	3	641,200.00
	United Arab Emirates	SUPREME FUELS TRADING FZE	Pharmaceuticals incl. Contraceptives and Vaccines	1	1,854,000.00
	United Arab Emirates	SUPREME FUELS TRADING FZE	Viewing and observing instruments and accessories	1	670,459.45
	United Arab Emirates	TRACK24 FZE	Telephony equipment	1	48,470.00
	United Arab Emirates	TRILOK	Batteries and cells and accessories	1	42,213.00
	United Arab Emirates	TRILOK	Pipe piping and pipe fittings	1	56,744.50
	United Arab Emirates	TRILOK MARKETING &	Cleaning and disinfecting solutions	1	52,881.00
	United Arab Emirates	TRILOK Marketing & Trading LLC	Pipe piping and pipe fittings	1	86,995.00
	United Arab Emirates	TRILOK Marketing & Trading LLC	Vehicle servicing equipment	1	31,300.00
	United Arab Emirates	Tristar Transport	Diesel fuel	3	5,180,874.50
	United Arab Emirates	Tristar Transport	Fuels, Fuel Additives, Lubricants and Anti corrosive Materials	1	73,995.00
	United Arab Emirates	TRISTAR TRANSPORT LLC	Aviation fuel	3	1,350,000.00
	United Arab Emirates	TRISTAR TRANSPORT LLC	Engines	1	819,848.00
	United Arab Emirates	TRISTAR TRANSPORT LLC	Petroleum and distillates	39	99,954,530.89
	United Arab Emirates	TRISTAR TRANSPORT LLC (TRISTAR ENERGY)	Lubricating preparations	7	7,381,950.35
	United Arab Emirates	TRISTAR TRANSPORT LLC (TRISTAR ENERGY)	Petroleum and distillates	22	80,298,505.47
	United Arab Emirates	TRUEBELL MARKETING	Datacom and network connectivity installation devices and equipment	1	33,720.00
	United Arab Emirates	TRUEBELL MARKETING	Valves	1	30,491.00
	United Arab Emirates	TRUEBELL MARKETING & TRADING	Shelter Equipment and Supplies, incl. Tents, Blankets and Mosquito Nets	1	65,295.00
	United Arab Emirates	TRUEBELL MARKETING & TRADING	Crowd control equipment	1	86,921.00
	United Arab Emirates	TRUEBELL MARKETING & TRADING	Institutional food services equipment	1	43,260.00
	United Arab Emirates	TRUEBELL MARKETING & TRADING	Light weapons and ammunition	1	42,131.15
	United Arab Emirates	TRUEBELL MARKETING & TRADING	Printed publications	1	37,516.50
	United Arab Emirates	TRUEBELL MARKETING & TRADING	Safety footwear	1	35,625.00
	United Arab Emirates	TRUEBELL MARKETING & TRADING	Tires and tire tubes	1	95,095.00
	United Arab Emirates	TRUEBELL MARKETING & TRADING	Transportation components and systems	1	75,195.00
	United Arab Emirates	TRUEBELL MARKETING & TRADING	Vehicle servicing equipment	1	52,553.25
	United Arab Emirates	TRUEBELL MARKETING & TRADING L.L.C.	Domestic appliances	1	36,170.00
	United Arab Emirates	TRUEBELL MARKETING & TRADING L.L.C.	Petroleum and distillates	1	46,199.50
	United Arab Emirates	TRUEBELL MARKETING & TRADING L.L.C.	Transportation components and systems	1	30,895.00
	United Arab Emirates	Truebell Marketing & Trading LLC	Accommodation furniture	1	64,036.00
	United Arab Emirates	Truebell Marketing & Trading LLC	Packaging boxes and bags and pouches	1	54,010.00
	United Arab Emirates	Truebell Marketing & Trading LLC	Pipe piping and pipe fittings	1	158,847.15
	United Arab Emirates	UNITED AVIATION SERVICES FZCO	Petroleum and distillates	2	1,058,341.40
	United Arab Emirates	United Mercantile	Pump parts and accessories	1	63,000.00
	United Arab Emirates	WESTERN AUTO LLC	Tires and tire tubes	1	31,500.00
	United Kingdom	ABA STRONALVA LIMITED	Batteries and cells and accessories	2	69,038.96
	United Kingdom	ABA STRONALVA LIMITED	Pump parts and accessories	1	104,099.80

\* For security and privacy reasons, the name of the supplier is not displayed when it includes the name of an individual.

AGENCY				Total Value of POs (USD)
Location of Supplier	Name of Supplier	Description of Goods	#POs	
UNPD continued				
United Kingdom	AERONAUTICAL &	Air transportation support systems and equipment	2	1,045,314.40
United Kingdom	AERONAUTICAL & GENERAL INSTRUMENTS	Lighting Fixtures and Accessories	1	145,229.61
United Kingdom	AERONAUTICAL & GENERAL INSTRUMENTS LIMITED	Lighting Fixtures and Accessories	1	158,235.00
United Kingdom	AERONAUTICAL & GENERAL INSTRUMENTS LIMITED.	Lighting Fixtures and Accessories	1	61,689.92
United Kingdom	AIRCRAFT MAINTENANCE SUPPORT	Motor Vehicles and Parts, Accessories and Components	1	191,687.80
United Kingdom	Astel (UK) Ltd	Computer printers	1	31,676.66
United Kingdom	BARRETT EUROPE LIMITED	Telephony equipment	2	254,123.36
United Kingdom	BLADETEC LIMITED	Network service equipment	2	77,828.00
United Kingdom	BRANDCONTACT (UK) LTD	Personal communication devices	1	32,693.78
United Kingdom	BRANDCONTACT (UK) LTD	Power conditioning equipment	1	36,170.76
United Kingdom	BRANDCONTACT (UK) LTD.	Industrial refrigeration	1	51,726.00
United Kingdom	BRANDCONTACT (UK) LTD.	System boards processors interfaces or modules	1	34,899.47
United Kingdom	CATERPILLAR (NI)	Power generation	2	167,582.03
United Kingdom	CATERPILLAR (NI) LIMITED	Autoclave and sterilizer equipment and accessories	1	33,694.31
United Kingdom	CATERPILLAR (NI) LIMITED	Power Generation and Distribution Machinery and Accessories	17	4,908,167.04
United Kingdom	CATERPILLAR (NI) LIMITED	Transportation components and systems	1	31,953.13
United Kingdom	CATERPILLAR (NI) LIMITED (Formely - FG Wilson (Engineering) Ltd.)	Power Generation and Distribution Machinery and Accessories	2	239,881.94
United Kingdom	CATERPILLAR (NI) LIMITED (Formely - FG Wilson (Engineering) Ltd.)	Pump parts and accessories	2	399,447.98
United Kingdom	CODAN LIMITED A.C.N	Audio and visual equipment	1	526,195.85
United Kingdom	CODAN LIMITED A.C.N	Fixed network equipment and components	1	219,312.15
United Kingdom	CODAN LIMITED A.C.N	Telephony equipment	1	139,671.10
United Kingdom	Cromwell Tools Limited	Chemicals including Bio Chemicals and Gas Materials	1	57,792.53
United Kingdom	CROMWELL TOOLS LIMITED	Clothing	1	36,383.71
United Kingdom	CROMWELL TOOLS LIMITED	Power Generation and Distribution Machinery and Accessories	2	118,464.16
United Kingdom	Cromwell Tools Ltd	Packaging boxes and bags and pouches	1	35,980.63
United Kingdom	CTEQ Ltd.	Mortuary equipment and supplies	1	47,115.46
United Kingdom	DAEJA IMAGE SYSTEMS	Software	1	43,002.00
United Kingdom	Dando Drilling International Ltd	Bearings	1	127,207.41
United Kingdom	DELTA LIMITED	Tanks and cylinders and their accessories	1	51,813.88
United Kingdom	E. T. N. (CYPRUS) LTD. dba ETON INTERNATIONAL	Distribution and control centers and accessories	1	121,380.00
United Kingdom	ENLIGHTKS LIMITED	Software	1	56,106.64
United Kingdom	ETON INTERNATIONAL	Light weapons and ammunition	1	94,007.00
United Kingdom	ETON INTERNATIONAL	Office and desk accessories	1	60,244.00
United Kingdom	ETON INTERNATIONAL	Removable storage media	1	45,126.04
United Kingdom	ETON INTERNATIONAL	Telephony equipment	1	37,183.93
United Kingdom	ETON INTERNATIONAL	Vehicle servicing equipment	1	41,683.82
United Kingdom	Eton International Limited	Telephony equipment	1	33,950.00
United Kingdom	EUROCONTROLS AUTOMATION INC.	Fixed network equipment and components	1	193,685.00
United Kingdom	Eurocontrols Automation Inc.	Telephony equipment	2	322,141.00
United Kingdom	F. G. WILSON ENGINEERING	Power Generation and Distribution Machinery and Accessories	2	1,111,063.72
United Kingdom	FG WILSON (ENGINEERING) LIMITED	Power Generation and Distribution Machinery and Accessories	1	84,010.62
United Kingdom	FG WILSON (ENGINEERING) LTD.	Power Generation and Distribution Machinery and Accessories	1	119,668.88
United Kingdom	FG WILSON (ENGINEERING) LTD.	Transportation components and systems	1	194,717.12
United Kingdom	GAPUMA (U.K.) LIMITED	Power Generation and Distribution Machinery and Accessories	1	115,402.64
United Kingdom	Gapuma (UK) Limited	Batteries and cells and accessories	1	83,797.00
United Kingdom	GAPUMA (UK) LIMITED	Electrical wire and cable and harness	1	96,865.00
United Kingdom	GAPUMA (UK) LIMITED	Folders and binders and indexes	1	62,341.96
United Kingdom	Gapuma (UK) Limited	Lubricating preparations	1	105,185.00
United Kingdom	GAPUMA (UK) LIMITED	Power Generation and Distribution Machinery and Accessories	1	79,592.04
United Kingdom	Hesco Bastion	Bags	1	4,768,541.03
United Kingdom	HESCO BASTION LIMITED	Containers and storage	1	119,114.20
United Kingdom	HESCO BASTION LIMITED	Discrete semiconductor devices	2	645,707.36
United Kingdom	Hesco Bastion Limited	Security and control equipment	1	551,603.10
United Kingdom	HESCO BASTION LIMITED	Structural materials	3	1,516,869.83
United Kingdom	HESCO BASTION LTD	Crowd control equipment	1	1,202,051.28
United Kingdom	HESCO BASTION LTD.	Security, Safety and Law Enforcement Equipment	1	86,319.76
United Kingdom	HESCO BASTION LTD.	Structures and Building and Manufacturing Components	1	171,290.32
United Kingdom	JANKEL ARMOURING LTD.	Motor Vehicles and Parts, Accessories and Components	3	2,717,570.00
United Kingdom	JANKEL ARMOURING LTD.	Transportation components and systems	1	36,194.03
United Kingdom	LANTRADE GLOBAL SUPPLIES LIMITED	Clothing	5	1,181,611.52
United Kingdom	MEDIWORLD LIMITED	Laboratory and Measuring and Observing and Testing Equipment	1	30,392.55
United Kingdom	Medworld LTD	Office furniture	1	73,459.00
United Kingdom	MOTOROLA INC	Telephony equipment	2	3,031,679.39
United Kingdom	Motorola Solutions UK Limited	Computer data input devices	2	245,640.00
United Kingdom	MOTOROLA SOLUTIONS UK LIMITED	Personal communication devices	1	32,664.98
United Kingdom	MOTOROLA SOLUTIONS UK LIMITED	System boards processors interfaces or modules	2	67,528.20
United Kingdom	MOTOROLA SOLUTIONS UK LIMITED	Telephony equipment	6	1,000,161.31
United Kingdom	Motorola Solutions UK Ltd	Computer data input devices	2	517,254.00
United Kingdom	Motorola Solutions UK Ltd	Network service equipment	2	1,533,882.07
United Kingdom	Motorola Solutions UK Lts	Computer accessories	3	237,119.14
United Kingdom	Motorola Solutions UK Lts	Network service equipment	1	1,229,984.81
United Kingdom	Motorola Solutions UK Lts	Personal communication devices	2	452,256.69
United Kingdom	Motorola Solutions UK Lts	Telephony equipment	3	6,345,180.13
United Kingdom	PETERS & MAY GLOBAL LOGISTICS LIMITED	Pipe piping and pipe fittings	1	57,915.00
United Kingdom	Peters & May Ltd	Seals	1	36,572.00
United Kingdom	Rainbo Supplies &	Pipe piping and pipe fittings	1	59,428.31
United Kingdom	Rainbo Supplies &	Plumbing fixtures	1	46,849.80
United Kingdom	RAINBO SUPPLIES & SERVICES LTD	Batteries and cells and accessories	1	105,374.60
United Kingdom	RAINBO SUPPLIES & SERVICES LTD	Power conditioning equipment	1	30,632.94
United Kingdom	RAINBO SUPPLIES & SERVICES LTD.	Base Metals	1	64,278.77
United Kingdom	RAINBO SUPPLIES & SERVICES LTD.	Patient care and treatment products and supplies	1	64,350.48
United Kingdom	Rainbo Supplies and Services Limited	Light weapons and ammunition	1	102,625.20
United Kingdom	Rainbo Supplies and Services Limited	Tires and tire tubes	1	56,481.00
United Kingdom	Rainbo Supplies and Services Ltd	Atomic and nuclear energy machinery and equipment	1	84,024.54
United Kingdom	Rainbo Supplies and Services Ltd	Carpeting	1	125,750.00
United Kingdom	Rainbo Supplies and Services Ltd	Independent living aids for the physically challenged	1	35,569.44
United Kingdom	Rainbo Supplies and Services Ltd	Paperboard and packaging papers	1	61,758.55
United Kingdom	Rainbo Supplies and Services Ltd	Safety footwear	1	37,535.00
United Kingdom	Rainbo Supplies and Services Ltd	Tires and tire tubes	1	274,864.80
United Kingdom	RAINBO SUPPLIES AND SERVICES LTD	Wood	1	47,271.83
United Kingdom	RAINBO SUPPLIES AND SERVICES LTD.	Folders and binders and indexes	1	50,715.12
United Kingdom	RAINBO SUPPLIES AND SERVICES LTD.	Tires and tire tubes	1	147,064.42
United Kingdom	RICHARDSON SUPPLY COMPANY LIMITED	Telephony equipment	1	49,160.90
United Kingdom	RICHARDSON SUPPLY COMPANY LTD	Office machines and their supplies and accessories	1	55,682.63
United Kingdom	RICOH INTERNATIONAL B.V.	Petroleum and distillates	1	88,743.13
United Kingdom	S. KORONKA MANUFACTURING LTD	Tanks and cylinders and their accessories	1	113,782.71
United Kingdom	Sheargold Limited	Electrical hardware and supplies	1	37,215.00
United Kingdom	SHEARGOLD LIMITED	Fixed network equipment and components	2	82,105.06
United Kingdom	SHEARGOLD LIMITED	Industrial filtering and purification	1	68,650.00
United Kingdom	SHEARGOLD LIMITED	Industrial process machinery and equipment and supplies	1	33,298.00
United Kingdom	SHEARGOLD LIMITED	Material handling machinery and equipment	1	47,759.88
United Kingdom	SHEARGOLD LIMITED	Metal cutting machinery and accessories	1	54,520.54
United Kingdom	Sheargold Limited	Office machines and their supplies and accessories	1	72,471.00
United Kingdom	SHEARGOLD LIMITED	Paperboard and packaging papers	1	31,990.00
United Kingdom	SHEARGOLD LIMITED	Pipe piping and pipe fittings	1	130,207.50
United Kingdom	SHEARGOLD LIMITED	Seals	1	42,620.00
United Kingdom	SHEARGOLD LIMITED	Tires and tire tubes	1	74,821.00
United Kingdom	SHEARGOLD LTD	Distribution and control centers and accessories	1	34,505.00
United Kingdom	SHEARGOLD LTD	Industrial refrigeration	1	31,435.00
United Kingdom	SHEARGOLD LTD.	Audio and visual equipment	1	91,244.50
United Kingdom	SHEARGOLD LTD.	Office machines and their supplies and accessories	1	66,800.00
United Kingdom	SHEARGOLD LTD.	Power Generation and Distribution Machinery and Accessories	1	42,099.00
United Kingdom	SHEARGOLD LTD.	Structures and Building and Manufacturing Components	1	77,760.00
United Kingdom	SHEARGOLD LTD.	Water pumps	1	140,707.00
United Kingdom	SOUND INDUCTION SYSTEMS LTD	Personal communication devices	1	32,707.60

\* For security and privacy reasons, the name of the supplier is not displayed when it includes the name of an individual.

AGENCY				Total Value of
Location of Supplier	Name of Supplier	Description of Goods	#POs	POs (USD)
UNPD continued				
United Kingdom	Trithin Products Limited	Laboratory and Measuring and Observing and Testing Equipment	1	272,409.58
United Republic of Tanzania	MATHER + PLATT TANZANIA LIMITED	Security, Safety and Law Enforcement Equipment	1	47,196.00
United Republic of Tanzania	STARPECO LTD	Roads and landscape	1	419,292.00
United Republic of Tanzania	TOTAL TANZANIA LTD	Fuel Oils	1	148,693.22
United Republic of Tanzania	TOTAL TANZANIA LTD	Petroleum and distillates	1	52,319.70
United Republic of Tanzania	TOYOTA TANZANIA LTD	Product and material transport vehicles	1	31,369.00
United States of America	AASTRA TELECOM SWEDEN AB	Personal communication devices	4	805,812.15
United States of America	AASTRA TELECOM SWEDEN AB	Telephony equipment	3	689,375.93
United States of America	Aastra Telecom Sweden AB	Data Voice or Multimedia Network Equipment or Platforms	1	92,208.74
United States of America	AASTRA TELECOM SWEDEN AB	Personal communication devices	5	496,560.64
United States of America	AASTRA TELECOM SWEDEN AB	Telephony equipment	3	217,063.00
United States of America	ACME INDUSTRIAL SUPPLY INC.	Pipe piping and pipe fittings	1	38,000.00
United States of America	ADVANCED INTERACTIVE SYSTEMS INC.	Developmental and professional teaching aids and materials and accessories	1	77,199.02
United States of America	Air express International (USA) Inc	Telephony equipment	1	47,820.88
United States of America	Name withheld for security reasons*	Electrical equipment and components and supplies	1	41,800.00
United States of America	Name withheld for security reasons*	Paints and primers and finishes	1	76,335.00
United States of America	ALLIED GLOBAL INC.	Shelter Equipment and Supplies, incl. Tents, Blankets and Mosquito Nets	2	540,803.00
United States of America	ALLIED GLOBAL INC.	Office furniture	1	36,500.00
United States of America	ALLIED GLOBAL, INC.	Domestic appliances	1	45,550.00
United States of America	AMERICAN PROCUREMENT SERVICES	Pharmaceuticals incl. Contraceptives and Vaccines	1	63,100.00
United States of America	American Procurement Services LLC	Clothing	1	123,457.00
United States of America	AMERIKOR SALES & HANWHA CORPORATION	Tires and tire tubes	1	38,116.00
United States of America	AMI GLOBAL SECURITY, LLC	Light weapons and ammunition	1	52,025.09
United States of America	ARENSON OFFICE FURNISHINGS, INC.	Furniture and Furnishings	2	265,945.00
United States of America	ARENSON OFFICE FURNISHINGS, INC.	Seating	1	1,709,368.08
United States of America	ASI SYSTEM INTEGRATION, INC	Software	1	108,000.00
United States of America	ASTROPHYSICS INC	Measuring and observing and testing instruments	3	303,572.20
United States of America	ASTROPHYSICS INC.	Security and control equipment	2	276,666.00
United States of America	AVIAT U.S.	Telephony equipment	2	366,067.36
United States of America	Aviat U.S. Inc.	Telephony equipment	2	115,342.41
United States of America	AVIAT US INC.	Telephony equipment	2	254,418.25
United States of America	B & F ELECTRIC MOTORS, INC.	Industrial process machinery and equipment and supplies	1	31,106.41
United States of America	BANCROFT GLOBAL DEVELOPMENT	Telephony equipment	2	548,770.00
United States of America	BOROTRONIX INDUSTRIES INC	Power Generation and Distribution Machinery and Accessories	1	48,000.00
United States of America	CALL ONE, INC.	Audio and visual equipment	1	46,751.52
United States of America	CAMBRIA AUTOMOTIVE COMPANIES INC	Product and material transport vehicles	1	255,205.00
United States of America	CATERPILLAR INC.	Motor Vehicles and Parts, Accessories and Components	4	617,211.00
United States of America	CENTER INDUSTRIAL ELECTRONICS, INC.	Audio visual equipment accessories	2	100,000.00
United States of America	CHAMPLAIN OIL COMPANY, INC.	Petroleum and distillates	2	111,313.00
United States of America	CHECK POINT SOFTWARE TECHNOLOGIES I	Software	1	548,686.00
United States of America	CISCO SYSTEMS	Network service equipment	7	848,666.72
United States of America	CISCO SYSTEMS	Software	1	126,602.40
United States of America	CISCO SYSTEMS	Telephony equipment	2	240,949.48
United States of America	Cisco Systems , Inc	Communications Devices and Accessories	3	238,450.55
United States of America	CISCO SYSTEMS INC	Audio visual equipment accessories	1	122,284.59
United States of America	CISCO SYSTEMS INC	Computer accessories	1	110,262.00
United States of America	CISCO SYSTEMS INC	Computer Equipment and Accessories	5	595,709.44
United States of America	CISCO SYSTEMS INC	Computers	1	41,285.88
United States of America	CISCO SYSTEMS INC	Distribution and control centers and accessories	1	271,901.90
United States of America	CISCO SYSTEMS INC	Network service equipment	6	1,482,370.43
United States of America	CISCO SYSTEMS INC	Personal communication devices	2	175,378.08
United States of America	CISCO SYSTEMS INC	Security and control equipment	1	2,520,586.03
United States of America	CISCO SYSTEMS INC	Software	3	499,167.98
United States of America	CISCO SYSTEMS INC	Telephony equipment	6	1,241,501.01
United States of America	CISCO SYSTEMS INC.	Audio visual equipment accessories	3	496,929.71
United States of America	Cisco Systems Inc.	Computer accessories	2	1,324,410.64
United States of America	Cisco Systems Inc.	Consumer electronics	1	220,465.76
United States of America	CISCO SYSTEMS INC.	Fixed network equipment and components	2	138,442.80
United States of America	Cisco Systems Inc.	Industrial filtering and purification	2	262,864.70
United States of America	CISCO SYSTEMS INC.	Network service equipment	9	1,718,272.87
United States of America	Cisco Systems Inc.	Personal communication devices	6	523,066.19
United States of America	Cisco Systems Inc.	Power conditioning equipment	3	769,047.62
United States of America	Cisco Systems Inc.	Software	1	46,437.75
United States of America	CISCO SYSTEMS INC.	System boards processors interfaces or modules	1	53,529.60
United States of America	CISCO SYSTEMS INC.	Telephony equipment	5	1,788,940.75
United States of America	Cisco Systems, Inc.	Computers	1	74,463.82
United States of America	CISCO SYSTEMS, INC.	Fixed network equipment and components	2	100,319.76
United States of America	CISCO SYSTEMS, INC.	Network service equipment	11	4,686,926.47
United States of America	Cisco Systems, Inc.	Software	3	883,054.20
United States of America	CISCO SYSTEMS, INC.	Telephony equipment	2	84,502.00
United States of America	CISCO SYSTEMS:INC.	Audio and visual equipment	1	52,810.50
United States of America	CISCO SYSTEMS:INC.	Network service equipment	1	43,217.56
United States of America	CISCO SYSTEMS:INC.	Personal communication devices	1	77,752.00
United States of America	CISCO SYSTEMS:INC.	Telephony equipment	1	51,856.00
United States of America	CITRIX SYSTEMS	Computer Equipment and Accessories	1	208,050.00
United States of America	CITRIX SYSTEMS INC	Network service equipment	1	33,600.00
United States of America	CITRIX SYSTEMS, INC	Computer displays	1	70,875.00
United States of America	COLONIAL HARDWARE CORP.	Metal cutting machinery and accessories	1	30,000.00
United States of America	COLOR ID, LLC	Printed publications	2	164,145.00
United States of America	COLORID, LLC	Photographic or filming or video equipment	1	69,650.55
United States of America	COMP-U-FIELD	Computer accessories	1	50,000.00
United States of America	COMP-U-FIELD	Computer Equipment and Accessories	2	80,000.00
United States of America	CONSOLIDATED CARPET TRADE WORKROOM,	Carpeting	4	601,942.00
United States of America	CONSOLIDATED EDISON COMPANY	Software	1	90,000.00
United States of America	COOPERFRIEDMAN ELECTRIC SUPPLY CO.,	Electrical equipment and components and supplies	1	45,285.00
United States of America	CTS GROUP Inc.	Computer printers	1	34,925.00
United States of America	CTS GROUP INC. (Formerly - CAVALIER OFFICE PRODUCTS)	Fixed network equipment and components	1	32,677.50
United States of America	DASCOM SOLUTIONS LLC	Consumer electronics	1	44,940.00
United States of America	Name withheld for security reasons*	Pipe piping and pipe fittings	1	50,000.00
United States of America	DIEBOLD ENTERPRISE SECURITY SYSTEMS	Audio visual equipment accessories	1	32,820.00
United States of America	DIEBOLD ENTERPRISE SECURITY SYSTEMS	Printing and publishing equipment	1	42,543.34
United States of America	DOOSAN INDUSTRIAL VEHICLE AMERICA	Material handling machinery and equipment	2	87,174.00
United States of America	DOOSAN INDUSTRIAL VEHICLE AMERICA	Motor Vehicles and Parts, Accessories and Components	1	282,977.96
United States of America	DOOSAN INFRACORE AMERICA CORP.	Motor Vehicles and Parts, Accessories and Components	1	35,833.09
United States of America	Doosan Infracore America Corporation	Transportation components and systems	1	96,786.51
United States of America	EMC B.V., S.a.r.l.	System boards processors interfaces or modules	1	35,370.77
United States of America	EMC CORPORATION	Media storage device accessories	1	325,154.18
United States of America	EMC CORPORATION	Network service equipment	1	270,284.00
United States of America	EMC CORPORATION	Removable storage media	1	540,077.95
United States of America	EMERGENT, LLC	Software	1	30,149.32
United States of America	enChoice Inc. / CYA Solutions Group	Software	1	58,125.41
United States of America	ENVIRONMENTAL SYSTEMS RESEARCH INSTITUTE, INC (ESRI)	Audio visual equipment accessories	1	47,876.20
United States of America	ENVIRONMENTAL SYSTEMS RESEARCH INSTITUTE, INC	Software	1	38,250.02
United States of America	ESRI	Software	2	118,485.00
United States of America	FIREEYE INC	Software	1	275,848.80
United States of America	GETTYSBURG FLAG WORKS INC.	Base Metals	1	59,300.00
United States of America	GIMCO	Base Metals	3	124,344.80
United States of America	GIMCO	Clothing	1	39,327.00
United States of America	GIMCO	Newsprint and offset papers	1	110,599.00
United States of America	GIMCO	Patient care and treatment products and supplies	1	59,493.40
United States of America	GIMCO	Personal communication devices	1	105,773.50
United States of America	GIMCO	Sand	1	127,078.00
United States of America	GIMCO	Security and control equipment	1	33,536.50
United States of America	GIMCO USA	Lighting Fixtures and Accessories	1	114,374.00
United States of America	GIMCO USA	Security and control equipment	1	31,048.50

\* For security and privacy reasons, the name of the supplier is not displayed when it includes the name of an individual.

AGENCY				Total Value of POs (USD)
Location of Supplier	Name of Supplier	Description of Goods	#POs	
UNPD continued				
United States of America	GLOBAL FLEET SALES, LLC	Automobiles or cars	1	46,333.98
United States of America	GLOBAL FLEET SALES, LLC	Motor Vehicles and Parts, Accessories and Components	20	8,027,726.72
United States of America	GLOBAL FLEET SALES, LLC	Transportation components and systems	3	188,110.39
United States of America	GLOBAL TRADING AND DISTRIBUTION INC	Power generators	1	200,880.00
United States of America	GLOBAL TRADING AND DISTRIBUTION INC	Tires and tire tubes	1	95,118.00
United States of America	GLOBECOMM SYSTEM INC	Fixed network equipment and components	4	1,129,222.00
United States of America	Globecomm Systems Inc.	Computer accessories	2	711,828.00
United States of America	GLOBECOMM SYSTEMS INC.	Fixed network equipment and components	7	803,777.87
United States of America	GLOBECOMM SYSTEMS INC.	Network service equipment	1	54,108.00
United States of America	GLOBECOMM SYSTEMS INC.	Telephony equipment	2	128,954.00
United States of America	HERMAN MILLER INC.	Furniture and Furnishings	5	358,510.42
United States of America	HILO MATERIALS HANDLING GROUP	Material handling machinery and equipment	1	31,808.00
United States of America	Horizons Inc	Library furnishings	1	51,900.00
United States of America	HORIZONS INCORPORATED	Library furnishings	1	34,007.48
United States of America	HUMANSCALE CORPORATION	Seating	1	499,677.90
United States of America	IBM CORPORATION	Industrial Manufacturing and Processing Machinery and Accessories	1	58,125.00
United States of America	IBM CORPORATION	Software	1	38,828.00
United States of America	IBM/LENOVO (UNITED STATES) INC.	Computers	2	72,945.00
United States of America	ID CARD SYSTEMS	Photographic or filming or video equipment	2	69,260.00
United States of America	INDUSTRIAL CONTROLS DISTRIBUTOR LLC	Valves	1	33,000.00
United States of America	INFORMATION BUILDERS, INC.	Software	1	58,939.41
United States of America	INTERNATIONAL FLEET SALES INC	Specialized and recreational vehicles	1	61,500.00
United States of America	IRIS Ltd. Inc.	Telephony equipment	1	115,792.30
United States of America	KEY MATERIAL HANDLING EQUIPMENT CO	Forklifts	1	51,998.00
United States of America	KUEHNE & NAGEL INC.	Containers and storage	1	37,740.00
United States of America	LA CRESTA COMMUNICATIONS	Software	1	37,077.44
United States of America	LAWMEN SUPPLY CO. OF NEW JERSEY	Clothing	1	39,993.75
United States of America	LENOVO	Computer printers	1	61,370.00
United States of America	LENOVO	Computers	3	202,119.00
United States of America	Lenovo (United States ) Inc	Computers	1	107,000.00
United States of America	Lenovo (United States) Inc	Computers	1	143,664.00
United States of America	Lenovo (United States) Inc.	Computer printers	1	790,725.00
United States of America	LENOVO (United States) INC.	Computers	10	4,355,282.00
United States of America	LENOVO (UNITED STATES) INC.	System boards processors interfaces or modules	2	136,650.00
United States of America	LENOVO GROUP	Computers	1	125,400.00
United States of America	LENOVO INC.	Computers	1	48,850.00
United States of America	LENOVO INC.	Network service equipment	1	173,119.00
United States of America	LENOVO, INC.	Audio and visual equipment	1	196,830.00
United States of America	LENOVO, INC.	Computer displays	1	56,880.00
United States of America	LENOVO, INC.	Computer Equipment and Accessories	2	160,900.00
United States of America	LENOVO, INC.	Computers	35	3,780,453.00
United States of America	Lenovo, Inc.	Desktop computers	1	279,350.00
United States of America	LENOVO, INC.	Industrial Manufacturing and Processing Machinery and Accessories	2	164,884.00
United States of America	LENOVO, INC.	Packaging boxes and bags and pouches	1	276,190.00
United States of America	LENOVO, INC.	Telephony equipment	2	171,875.00
United States of America	LIEBERT CORPORATION	Industrial refrigeration	1	33,000.00
United States of America	LIFE FITNESS	Shelter Equipment and Supplies, incl. Tents, Blankets and Mosquito Nets	1	73,105.91
United States of America	MARQUARDT & COMPANY	Printing machinery and equipment	2	176,967.50
United States of America	MEDIA VISION USA	Audio and visual equipment	1	36,141.00
United States of America	MICHAELS ELECTRICAL SUPPLY CORP.	Lamps and lightbulbs	1	50,000.00
United States of America	Microsoft	Business function specific software	1	5,755,999.00
United States of America	MICROSOFT CORPORATION	Software	4	1,381,329.34
United States of America	MID-ISLAND ELECTRICAL SALES CORP.	Electrical equipment and components and supplies	1	38,000.00
United States of America	MID-ISLAND ELECTRICAL SALES CORP.	Electrical wire and cable and harness	2	76,000.00
United States of America	MOTIVATORS INC.	Paper materials	2	83,188.48
United States of America	MOTOROLA SOLUTIONS UK LIMITED	Fixed network equipment and components	1	62,715.64
United States of America	MOTOROLA SOLUTIONS UK LIMITED	Telephony equipment	1	42,921.95
United States of America	MPEX INC	Software	1	34,852.00
United States of America	NASATKA BARRIER, INC. (dba NASATKA SECURITY)	Security and control equipment	1	176,504.00
United States of America	ND SATCOM INC.	Telephony equipment	2	69,240.00
United States of America	ND SATCOM, INC.	Fixed network equipment and components	1	110,795.00
United States of America	NEW YORK FUNERAL SUPPLY	Mortuary equipment and supplies	1	82,700.00
United States of America	NEW YORK FUNERAL SUPPLY, INC	Mortuary equipment and supplies	1	33,088.00
United States of America	NEW YORK UNIVERSITY	Software	1	39,261.00
United States of America	NHCLC NEW YORK, LLC	Software	1	32,000.00
United States of America	NOVELL, INC.	Software	1	77,264.12
United States of America	OFFICE DEPOT BUSINESS SERVICES DIV	Office and desk accessories	4	838,958.55
United States of America	OFFICEMAX INCORPORATED	Office and desk accessories	2	445,404.69
United States of America	OPEX CORPORATION	Office machines and their supplies and accessories	1	284,202.15
United States of America	ORACLE AMERICA, INC.	Computer Equipment and Accessories	1	32,191.28
United States of America	ORACLE AMERICA, INC.	Software	4	764,613.25
United States of America	PAE/ ES-KO	Food and Beverage Products	1	970,000.00
United States of America	PAPER MART INC.	Paperboard and packaging papers	2	254,857.60
United States of America	PITNEY BOWES	Office furniture	2	466,123.00
United States of America	PLANSON INTERNATIONAL	Computer printers	1	47,372.00
United States of America	Planson International Corporation	Computers	1	32,327.00
United States of America	Planson International Corporation	Consumer electronics	1	45,607.00
United States of America	PLANSON INTERNATIONAL CORPORATION	Personal communication devices	1	36,395.00
United States of America	PLANSON INTERNATIONAL CORPORATION	Telephony equipment	1	61,630.00
United States of America	PREMIER & COMPANIES, INC.	Paperboard and packaging papers	1	186,018.30
United States of America	PRESIDENT CONTAINER INC.	Corrugated and other supplies for distribution	1	30,157.77
United States of America	PRINCETON UPHOLSTERY CO., INC.	Seating	3	605,572.53
United States of America	PROMARK INTERNATIONAL INC., USA	Crowd control equipment	1	33,480.00
United States of America	QUALITY POSITIONING SERVICES, INC	Software	1	37,158.00
United States of America	QUEENSBORO TOYOTA, INC.	Specialized and recreational vehicles	1	47,908.70
United States of America	REGENCY ENTERPRISES, INC.	Lamps and lightbulbs	2	88,000.00
United States of America	ROBERTS TOOL + SUPPLY COMPANY	Metal cutting machinery and accessories	1	59,997.00
United States of America	Roden Industries Inc	Tires and tire tubes	1	43,405.00
United States of America	RODEN INDUSTRIES INC	Transportation components and systems	1	206,989.60
United States of America	Roden Industries Inc.	Domestic appliances	1	73,000.00
United States of America	RODEN INDUSTRIES INC.	Tires and tire tubes	1	62,440.00
United States of America	RODEN INDUSTRIES, INC.	Batteries and cells and accessories	1	30,750.00
United States of America	RODEN INDUSTRIES, INC.	Domestic kitchenware and kitchen supplies	1	75,275.00
United States of America	RODEN INDUSTRIES, INC.	Personal communication devices	1	34,035.00
United States of America	RSA SECURITY, LLC	Computer Equipment and Accessories	1	38,073.00
United States of America	Name withheld for security reasons*	Alcoholic beverages	1	47,209.00
United States of America	SEA BOX, INC.	Packaging boxes and bags and pouches	1	95,940.00
United States of America	SIEMENS HEALTHCARE DIAGNOSTICS	Patient care and treatment products and supplies	1	45,000.00
United States of America	SKANSKA USA BUILDING INC.	Base Metals	2	388,698.00
United States of America	SKANSKA USA BUILDING INC.	Furniture and Furnishings	1	1,317,198.00
United States of America	SMITHS DETECTION INC.	Industrial process machinery and equipment and supplies	1	84,845.52
United States of America	Some's Uniforms	Clothing	1	32,970.00
United States of America	SOME'S UNIFORMS INC.	Safety footwear	1	40,695.00
United States of America	SOME'S WORLD-WIDE UNIFORMS	Clothing	1	31,035.14
United States of America	STRADIS INC.	Audio and visual equipment	2	112,703.37
United States of America	SWETS INFORMATION SERVICES, INC.	Periodicals	1	90,000.00
United States of America	Symantec Corporation	Business function specific software	2	829,995.00
United States of America	Symantec Corporation	Software	1	83,520.00
United States of America	TCS SUPPLY CO	Fixed network equipment and components	1	44,190.00
United States of America	TCS SUPPLY CO	Power conditioning equipment	1	58,371.00
United States of America	TCS SUPPLY CO.	Audio and visual equipment	1	45,496.00
United States of America	TCS SUPPLY CO.	Personal communication devices	1	66,935.00
United States of America	TCS SUPPLY CO.	Security and control equipment	2	91,830.00
United States of America	TCS SUPPLY CO.	Telephony equipment	1	89,000.00
United States of America	TCS Supply Co., Inc.	Computer printers	1	40,470.00

\* For security and privacy reasons, the name of the supplier is not displayed when it includes the name of an individual.

AGENCY	Location of Supplier	Name of Supplier	Description of Goods	#POs	Total Value of POs (USD)
UNPD continued					
	United States of America	TEREX CORPORATION	Motor Vehicles and Parts, Accessories and Components	2	1,073,517.06
	United States of America	Terex Corporation (Email: info@terex.com)	Lifting equipment and accessories	2	153,252.35
	United States of America	THE GUNLOCKE COMPANY LLC	Furniture and Furnishings	2	216,185.40
	United States of America	THE MAJOR AUTOMOTIVE COMPANIES, INC	Product and material transport vehicles	2	156,728.00
	United States of America	THE MAJOR AUTOMOTIVE COMPANIES, INC	Specialized and recreational vehicles	1	91,946.00
	United States of America	TLD AMERICA CORPORATION	Motor Vehicles and Parts, Accessories and Components	2	475,846.40
	United States of America	TLD AMERICA INC.	Transportation components and systems	1	46,383.89
	United States of America	TRANSPORTATION TECHNOLOGY, INC	Measuring and observing and testing instruments	1	39,970.00
	United States of America	TRIDENT STAR GLOBAL LLC	Product and material transport vehicles	1	88,540.25
	United States of America	TRIGYN TECHNOLOGIES INC	Computer Equipment and Accessories	1	764,472.15
	United States of America	TRIGYN TECHNOLOGIES INC	Telephony equipment	1	268,000.00
	United States of America	TRIGYN TECHNOLOGIES INC.	Audio and visual equipment	1	424,504.35
	United States of America	TRIGYN TECHNOLOGIES INC.	Housekeeping and homemaking aids for the physically challenged	1	107,790.06
	United States of America	VMWARE, INC.	Software	2	417,172.00
	United States of America	W.W. GRAINGER, INC.	Electrical equipment and components and supplies	1	38,000.00
	United States of America	WALDERS BUSINESS ENVIRONMENTS	Furniture and Furnishings	2	82,330.36
UNRWA					
	Belgium	Rhenus Logistics Nv	Floriculture and silviculture products	11	2,130,284.00
	Cyprus	Medochemie	Pharmaceuticals incl. Contraceptives and Vaccines	1	104,350.00
	Cyprus	Remedica Ltd.	Antibiotics and Trichomonacides and Antiprotozoals	1	47,157.10
	Cyprus	Remedica Ltd.	Anti infective drugs	7	615,487.38
	Cyprus	Remedica Ltd.	Chemicals including Bio Chemicals and Gas Materials	1	79,227.00
	Cyprus	Remedica Ltd.	Pharmaceuticals incl. Contraceptives and Vaccines	8	309,705.63
	Denmark	Buk-Auto Ltd.	Motor Vehicles and Parts, Accessories and Components	1	32,000.00
	Denmark	Hasselblad A/S	Computer displays	1	54,315.20
	Denmark	UNICEF Supply Division	Immunomodulating drugs	1	61,266.00
	Egypt	Fresh Fruit Company	Cereal seeds	1	298,980.00
	Egypt	Riva Pharma	Anti infective drugs	1	69,695.00
	Egypt	Riva Pharma	Chemicals including Bio Chemicals and Gas Materials	4	168,550.00
	France	Groupe Mulliez-Flory	Clothing	1	49,059.20
	Gibraltar	Armoured Project Vehicles	Structural components and basic shapes	1	38,743.84
	India	Baldev Woollen International	Securing and protecting supplies	1	63,000.00
	India	Newgen Software Technologies Limited	Software	1	30,000.00
	Israel	Computer Media Center Ltd. (Cmc)	Computer Equipment and Accessories	19	1,562,690.40
	Israel	Dor Alon Energy (1988)Ltd.	Chemicals including Bio Chemicals and Gas Materials	1	38,343.86
	Israel	Dor Alon Energy (1988)Ltd.	Fuels	1	32,627.56
	Israel	Paz Oil Co.	Fuels	1	70,454.06
	Israel	Qaimari Cars For Trading Ltd.	Printing and publishing equipment	1	67,044.55
	Israel	Rum-Up Ltd.	Agricultural and forestry and landscape machinery and equipment	1	33,700.00
	Israel	Sonol Darom Ltd.	Fuels	29	3,038,122.82
	Israel	Top Car Armoring Ltd.	Motor Vehicles and Parts, Accessories and Components	2	326,800.00
	Italy	Fiat Group Automobiles Spa	Motor Vehicles and Parts, Accessories and Components	3	130,504.83
	Italy	Kartell	Medical Equipment and Accessories and Supplies	1	63,467.47
	Italy	WFP-UNHRD Humanitarian Response Depot	Other Goods	1	34,126.93
	Italy	World Trade Services Srl	Agricultural and forestry and landscape machinery and equipment	1	32,741.50
	Jordan	Name withheld for security reasons*	Fresh vegetables	1	177,760.00
	Jordan	Arab Australian Dairy Goods & Pack.	Dairy products and eggs	8	4,703,701.65
	Jordan	BCI Communication & Advanced Tech.	Computer displays	1	76,271.21
	Jordan	Dar Al-Dawa	Anti infective drugs	9	485,903.05
	Jordan	Fourth Dimension System	Software	1	31,042.31
	Jordan	Hassouneh Carpentry	Furniture and Furnishings	2	88,760.73
	Jordan	Jordan Petroleum Refinery Co.	Fuels	1	37,228.93
	Jordan	Khoury Dental	Pharmaceuticals incl. Contraceptives and Vaccines	1	53,389.83
	Jordan	Kolaghassi Foam& Mattress Factoy Co. Ltd	Furniture and Furnishings	1	100,600.00
	Jordan	Ministry Of Education	Printed publications	2	2,057,976.23
	Jordan	Motor Vehicle Trading Co. Ltd.	Motor Vehicles and Parts, Accessories and Components	1	334,675.14
	Jordan	Novo-Nordisk A/S	Pharmaceuticals incl. Contraceptives and Vaccines	1	61,917.00
	Jordan	Offtec Systems Ltd.	Software	1	35,900.00
	Jordan	Name withheld for security reasons*	Furniture and Furnishings	1	76,948.66
	Jordan	Prime Medical & Scientific Supplies Co.	Measuring and observing and testing instruments	1	44,150.00
	Jordan	Rahma Integrated Systems Co.	Computer Equipment and Accessories	1	44,590.40
	Jordan	Rasheed'S Plastic Company	Packaging boxes and bags and pouches	1	49,050.85
	Jordan	Regeneration Of Industries Co. Lic	Furniture and Furnishings	2	240,610.17
	Jordan	Shayboob Company	Floriculture and silviculture products	1	215,789.55
	Jordan	Specialized Technical Services (Sts)	Computer Equipment and Accessories	13	1,048,919.00
	Jordan	Specialized Technical Services (Sts)	Software	1	154,050.00
	Jordan	Texum Jordan Total Network Solutions	Software	1	62,895.00
	Jordan	UNICEF - Iraq Support Center In Amman (Isca)	Telephony equipment	1	53,954.90
	Jordan	Name withheld for security reasons*	Fuels	1	31,935.03
	Kenya	Techno Relief Services Ltd	Cleaning and disinfecting solutions	1	38,740.00
	Lebanon	Name withheld for security reasons*	Non alcoholic beverages	1	47,155.06
	Lebanon	Name withheld for security reasons*	Power Generation and Distribution Machinery and Accessories	1	68,362.00
	Lebanon	Amine Aour Middle East Foods S.A.L.	Canned or jarred vegetables	6	3,221,911.08
	Lebanon	Amine Aour Middle East Foods S.A.L.	Dairy products and eggs	11	2,992,526.20
	Lebanon	Amine Aour Middle East Foods S.A.L.	Edible oils and fats	18	3,620,112.03
	Lebanon	Bed And Bed S.A.R.L.	Securing and protecting supplies	1	52,140.15
	Lebanon	Benta S.A.L.	Pharmaceuticals incl. Contraceptives and Vaccines	3	172,007.64
	Lebanon	Bioteck	Laboratory and Measuring and Observing and Testing Equipment	1	34,095.56
	Lebanon	Bioteck	Measuring and observing and testing instruments	1	50,000.00
	Lebanon	Bmb	Software	1	69,013.62
	Lebanon	Bps Technology Consulting And Services	Software	1	52,316.00
	Lebanon	Castor Trading	Lifting equipment and accessories	1	30,246.00
	Lebanon	Chamas For Printing And Publishing S.A.L	Printed publications	3	230,754.54
	Lebanon	Dental Tech S.A.R.L.	Other Goods	1	34,000.00
	Lebanon	Fairco International	Paper materials	1	67,036.32
	Lebanon	Fairco International	Printed publications	1	57,568.05
	Lebanon	Fairco International	Printing and publishing equipment	1	54,416.00
	Lebanon	Fomaco S.A.R.L.	Securing and protecting supplies	2	122,730.40
	Lebanon	Hassanein Co. Trading & Industry	Power Generation and Distribution Machinery and Accessories	1	58,650.00
	Lebanon	Name withheld for security reasons*	Securing and protecting supplies	2	124,554.88
	Lebanon	International Power Group (Ipg)	Power Generation and Distribution Machinery and Accessories	1	142,786.00
	Lebanon	Intertech Batinorm Sal	Metal cutting machinery and accessories	1	33,340.00
	Lebanon	K. Fleifel Ind. Co. Sarl	Furniture and Furnishings	2	68,463.00
	Lebanon	Name withheld for security reasons*	Furnaces	2	71,739.36
	Lebanon	Name withheld for security reasons*	Dairy products and eggs	3	568,262.40
	Lebanon	Mediterranean Oil Shipping&Tran. Co	Fuels	13	764,600.52
	Lebanon	Merhej Group	Clothing	1	35,000.00
	Lebanon	Mersaco Sal	Pharmaceuticals incl. Contraceptives and Vaccines	3	138,157.23
	Lebanon	Middle East Pharmaceutical & Ind.	Pharmaceuticals incl. Contraceptives and Vaccines	3	92,629.41
	Lebanon	Moh'D Mohieddine Al-Baba	Securing and protecting supplies	1	31,890.00
	Lebanon	Nippon Motors Corporation Sal	Motor Vehicles and Parts, Accessories and Components	2	209,800.00
	Lebanon	Pharma Marketing & Services	Anti infective drugs	1	43,993.76
	Lebanon	Pharmadex S.A.L.	Pharmaceuticals incl. Contraceptives and Vaccines	3	106,745.00
	Lebanon	Pharmanet S.A.L	Anti infective drugs	2	563,909.41
	Lebanon	Pharmanet S.A.L	Pharmaceuticals incl. Contraceptives and Vaccines	9	628,186.29
	Lebanon	Promopharm Sarl	Anti infective drugs	2	94,031.27
	Lebanon	Promopharm Sarl	Pharmaceuticals incl. Contraceptives and Vaccines	2	172,608.39
	Lebanon	Rac Engineer & Consultants	Hand tools	2	67,487.00
	Lebanon	Tanit Paramedic. S.A.L	Medical Equipment and Accessories and Supplies	1	34,000.00
	Lebanon	Tanit Paramedic. S.A.L	Other Goods	1	30,727.26
	Netherlands	Amstelfarma B.V	Pharmaceuticals incl. Contraceptives and Vaccines	1	32,185.43
	Netherlands	Hogwegt Int. Bv	Dairy products and eggs	15	17,880,511.69
	Netherlands	International Procurement Agency Bv	Meat and poultry products	1	421,608.59
	Netherlands	Limako Suiker Bv	Floriculture and silviculture products	4	1,184,026.50
	Netherlands	Vreugdenhil Dairy Foods	Dairy products and eggs	3	3,190,436.13

\* For security and privacy reasons, the name of the supplier is not displayed when it includes the name of an individual.

AGENCY	Location of Supplier	Name of Supplier	Description of Goods	#POs	Total Value of POs (USD)
UNRWA continued	Portugal	Atral Co.	Anti infective drugs	4	191,877.77
Russian Federation		Jsc.Leningradfour&Feedmillingplantnamed	Flour and milled products	1	438,192.00
Palestine (State of)		Name withheld for security reasons*	Meat and poultry products	2	1,000,736.91
Palestine (State of)		Name withheld for security reasons*	Motor Vehicles and Parts, Accessories and Components	1	85,416.00
Palestine (State of)		Name withheld for security reasons*	Flour and milled products	4	2,388,531.94
Palestine (State of)		Abu Mari Co. For Industry & General Trad	Bread and bakery products	2	736,194.61
Palestine (State of)		Abu Mari Co. For Industry & General Trad	Cereal seeds	4	2,446,140.00
Palestine (State of)		Abu Mari Co. For Industry & General Trad	Dairy products and eggs	2	2,414,965.00
Palestine (State of)		Abu Mari Co. For Industry & General Trad	Edible oils and fats	5	5,193,668.76
Palestine (State of)		Abu Mari Co. For Industry & General Trad	Floriculture and silviculture products	3	2,384,242.50
Palestine (State of)		Abu Mari Co. For Industry & General Trad	Meat and poultry products	2	2,043,210.71
Palestine (State of)		Name withheld for security reasons*	Fibers and threads and yarns	1	41,026.61
Palestine (State of)		Advanced-Tech Co.	Rubber and elastomers	1	120,000.00
Palestine (State of)		Name withheld for security reasons*	Motor Vehicles and Parts, Accessories and Components	1	467,234.00
Palestine (State of)		Name withheld for security reasons*	Vehicle bodies and trailers	1	77,607.28
Palestine (State of)		Name withheld for security reasons*	Printed publications	2	143,226.01
Palestine (State of)		Name withheld for security reasons*	Furniture and Furnishings	2	556,890.72
Palestine (State of)		Name withheld for security reasons*	Motor Vehicles and Parts, Accessories and Components	1	32,447.00
Palestine (State of)		Name withheld for security reasons*	Security, Safety and Law Enforcement Equipment	1	45,680.00
Palestine (State of)		Name withheld for security reasons*	Pharmaceuticals incl. Contraceptives and Vaccines	3	348,952.00
Palestine (State of)		Alma Co. For Medical Supplies, Devices & Laboratory Products	Paper materials	1	63,320.33
Palestine (State of)		Name withheld for security reasons*	Office machines and their supplies and accessories	1	74,568.00
Palestine (State of)		Name withheld for security reasons*	Printing and writing paper	1	411,193.42
Palestine (State of)		Name withheld for security reasons*	Electrical equipment and components and supplies	1	100,732.00
Palestine (State of)		Name withheld for security reasons*	Medical Equipment and Accessories and Supplies	1	43,755.00
Palestine (State of)		Name withheld for security reasons*	Motor Vehicles and Parts, Accessories and Components	1	147,817.00
Palestine (State of)		Name withheld for security reasons*	Printed publications	1	39,091.02
Palestine (State of)		Name withheld for security reasons*	Furniture and Furnishings	1	54,940.00
Palestine (State of)		Arcomed Medical Supplies	Medical Equipment and Accessories and Supplies	1	39,550.50
Palestine (State of)		Name withheld for security reasons*	Cleaning and disinfecting solutions	1	51,619.00
Palestine (State of)		Arrow Company For Modern Technologies	Computer displays	1	31,885.00
Palestine (State of)		Name withheld for security reasons*	Securing and protecting supplies	1	45,500.00
Palestine (State of)		Name withheld for security reasons*	Fuels	1	86,686.10
Palestine (State of)		Name withheld for security reasons*	Industrial pumps and compressors	1	33,600.00
Palestine (State of)		Bait Darass Company For Trade	Non alcoholic beverages	1	126,999.90
Palestine (State of)		Bait Darass Company For Trade	Plain pasta and noodles	1	147,877.31
Palestine (State of)		Bci Communication & Advanced Technology	Audio and visual equipment	1	45,295.00
Palestine (State of)		Bci Communication & Advanced Technology	Computer displays	1	46,640.00
Palestine (State of)		Birzet Pharmaceuticals Co.	Pharmaceuticals incl. Contraceptives and Vaccines	2	88,849.00
Palestine (State of)		Chempal Co. For General Trading	Laboratory and Measuring and Observing and Testing Equipment	1	48,000.00
Palestine (State of)		Dajani Company	Furniture and Furnishings	2	67,170.24
Palestine (State of)		Name withheld for security reasons*	Dairy products and eggs	1	343,750.97
Palestine (State of)		Name withheld for security reasons*	Meat and poultry products	1	152,000.00
Palestine (State of)		Name withheld for security reasons*	Flour and milled products	8	6,046,776.85
Palestine (State of)		Name withheld for security reasons*	Furniture and Furnishings	1	122,396.00
Palestine (State of)		Name withheld for security reasons*	Tool handles	1	127,128.49
Palestine (State of)		Name withheld for security reasons*	Flour and milled products	13	17,725,423.00
Palestine (State of)		Name withheld for security reasons*	Vehicle bodies and trailers	1	69,191.54
Palestine (State of)		Name withheld for security reasons*	Printing and publishing equipment	1	41,580.00
Palestine (State of)		Name withheld for security reasons*	Power Generation and Distribution Machinery and Accessories	1	149,500.00
Palestine (State of)		Farouq Co. Ltd Transportation & Trading And Construction	Motor Vehicles and Parts, Accessories and Components	2	130,000.00
Palestine (State of)		Flash Tech For Computer	Paints and primers and finishes	1	32,960.00
Palestine (State of)		Name withheld for security reasons*	Dairy products and eggs	1	82,969.93
Palestine (State of)		Name withheld for security reasons*	Fresh fruits	1	32,334.23
Palestine (State of)		Name withheld for security reasons*	Meat and poultry products	1	44,024.89
Palestine (State of)		Hassouneh For Building Materials	Electrical Systems and Lighting and Components and Accessories	1	79,082.85
Palestine (State of)		Hassouneh For Building Materials	Structural components and basic shapes	1	35,473.19
Palestine (State of)		Hassouneh For Building Materials	Vehicle bodies and trailers	1	31,306.00
Palestine (State of)		Name withheld for security reasons*	Medical Equipment and Accessories and Supplies	1	43,100.00
Palestine (State of)		Hirbawi Investment & Int. Trade Co.	Paper materials	1	49,627.56
Palestine (State of)		Name withheld for security reasons*	Industrial process machinery and equipment and supplies	1	480,900.00
Palestine (State of)		Intermed Co.	Furniture and Furnishings	1	119,870.00
Palestine (State of)		Intermed Co.	Laboratory and Measuring and Observing and Testing Equipment	1	99,436.00
Palestine (State of)		Intermed Co.	Medical Equipment and Accessories and Supplies	1	110,000.00
Palestine (State of)		Jerusalem Pharmaceuticals Co. Ltd.	Pharmaceuticals incl. Contraceptives and Vaccines	1	95,497.50
Palestine (State of)		Kassab Co. For Trading & Indust. Lt	Motor Vehicles and Parts, Accessories and Components	1	1,071,877.00
Palestine (State of)		Name withheld for security reasons*	Canned or jarred fruit	1	144,095.08
Palestine (State of)		Lemix	Measuring and observing and testing instruments	1	33,560.00
Palestine (State of)		Lemix Co. Ltd.	Measuring and observing and testing instruments	2	136,500.00
Palestine (State of)		Name withheld for security reasons*	Furniture and Furnishings	2	132,714.75
Palestine (State of)		Name withheld for security reasons*	Structural materials	1	155,683.99
Palestine (State of)		Majestic Company Ltd.	Furniture and Furnishings	1	69,629.40
Palestine (State of)		Medical Supplies & Services Co. Ltd.	Anti infective drugs	1	51,300.00
Palestine (State of)		Ministry Of Education (Ramallah)	Printed publications	2	510,535.22
Palestine (State of)		Name withheld for security reasons*	Pharmaceuticals incl. Contraceptives and Vaccines	1	33,397.89
Palestine (State of)		Modern Cooling House Air Condition	Industrial process machinery and equipment and supplies	2	115,205.00
Palestine (State of)		Modern Industrial Group	Furniture and Furnishings	1	856,513.80
Palestine (State of)		Name withheld for security reasons*	Bread and bakery products	1	258,405.03
Palestine (State of)		Name withheld for security reasons*	Fresh fruits	1	227,961.33
Palestine (State of)		Name withheld for security reasons*	Meat and poultry products	1	162,147.65
Palestine (State of)		Nabius Medical Appliances Co.Ltd	Medical Equipment and Accessories and Supplies	2	216,287.40
Palestine (State of)		Name withheld for security reasons*	Printing and publishing equipment	1	54,033.56
Palestine (State of)		Name withheld for security reasons*	Scissors	1	31,468.00
Palestine (State of)		Name withheld for security reasons*	Vehicle bodies and trailers	1	46,875.90
Palestine (State of)		Palestinian Tractor & Equipment Co.	Motor Vehicles and Parts, Accessories and Components	1	269,050.98
Palestine (State of)		Palestinian Tractor & Equipment Co.	Power Generation and Distribution Machinery and Accessories	1	67,500.00
Palestine (State of)		Paper Industries Co. Ltd	Printing and writing paper	1	34,629.14
Palestine (State of)		Pharmacare Plc	Anti infective drugs	1	52,639.20
Palestine (State of)		Pharmacare Plc	Pharmaceuticals incl. Contraceptives and Vaccines	1	181,010.00
Palestine (State of)		Qaraman Company	Office machines and their supplies and accessories	3	220,900.00
Palestine (State of)		Qaraman Office Automation Co. Ltd.,	Office machines and their supplies and accessories	1	33,050.00
Palestine (State of)		Name withheld for security reasons*	Paper materials	1	190,912.00
Palestine (State of)		Ramlaw Plastic Industry & Trade	Bags	1	58,218.30
Palestine (State of)		Ramlaw Plastic Industry & Trade	Rubber and elastomers	1	33,540.00
Palestine (State of)		Ramlaw Plastic Industry & Trade	Securing and protecting supplies	2	77,604.99
Palestine (State of)		Sakher Factory For Food Stuff	Floriculture and silviculture products	1	944,247.75
Palestine (State of)		Name withheld for security reasons*	Tanks and cylinders and their accessories	1	163,752.63
Palestine (State of)		Name withheld for security reasons*	Printed publications	1	49,891.02
Palestine (State of)		Sandouka Corporation Co. Ltd.	Medical Equipment and Accessories and Supplies	1	56,865.00
Palestine (State of)		Satarco Co. For Indus., Trade & Gen	Basins and bedpans and urinals and admission kits	1	48,616.37
Palestine (State of)		Sharq International Technology (Sittco)	Domestic appliances	1	49,980.00
Palestine (State of)		Sharq International Technology (Sittco)	Medical Equipment and Accessories and Supplies	1	35,752.00
Palestine (State of)		Siam Medical & General Trading Co.	Pharmaceuticals incl. Contraceptives and Vaccines	1	33,476.51
Palestine (State of)		Sport King	Other Goods	1	234,999.91
Palestine (State of)		Sports World	Athletic footwear	1	34,754.80
Palestine (State of)		Sports World	Tanks and cylinders and their accessories	1	45,486.30
Palestine (State of)		Sultan Co. Photo & Lab.	Cleaning and disinfecting solutions	2	229,011.00
Palestine (State of)		Sultan Co. Photo & Lab.	Domestic appliances	1	168,000.00
Palestine (State of)		Sultan Co. Photo & Lab.	Measuring and observing and testing instruments	1	40,516.00
Palestine (State of)		Sultan Co. Photo & Lab.	Wood	1	41,735.20
Palestine (State of)		Super Filter Spare Parts Dep	Motor Vehicles and Parts, Accessories and Components	1	163,073.53
Palestine (State of)		Name withheld for security reasons*	Motor Vehicles and Parts, Accessories and Components	1	70,199.50
Palestine (State of)		Technical Workshop For Office & G.T	Furniture and Furnishings	1	43,200.00
Palestine (State of)		United Motor Trade Co.	Motor Vehicles and Parts, Accessories and Components	1	49,000.00
Palestine (State of)		Worldnet Co. For Computers Networks	Paints and primers and finishes	1	48,660.00

\* For security and privacy reasons, the name of the supplier is not displayed when it includes the name of an individual.



AGENCY	Location of Supplier	Name of Supplier	Description of Goods	#POs	Total Value of POs (USD)
<b>UNRWA continued</b>					
Sweden		Volvo Truck Corporation	Industrial Manufacturing and Processing Machinery and Accessories	1	46,073.30
Sweden		Volvo Truck Corporation	Motor Vehicles and Parts, Accessories and Components	1	165,837.70
Syrian Arab Republic		Name withheld for security reasons*	Food and Beverage Products	1	96,840.00
Syrian Arab Republic		Name withheld for security reasons*	Food and Beverage Products	1	100,280.56
Syrian Arab Republic		Name withheld for security reasons*	Securing and protecting supplies	3	1,164,893.28
Syrian Arab Republic		Name withheld for security reasons*	Canned or jarred fruit	1	50,400.00
Syrian Arab Republic		Name withheld for security reasons*	Dairy products and eggs	1	126,220.00
Syrian Arab Republic		Name withheld for security reasons*	Fresh vegetables	3	165,746.75
Syrian Arab Republic		Name withheld for security reasons*	Securing and protecting supplies	7	2,895,381.30
Syrian Arab Republic		Name withheld for security reasons*	Paper materials	1	33,128.65
Syrian Arab Republic		Name withheld for security reasons*	Cleaning and disinfecting solutions	8	725,075.00
Syrian Arab Republic		Name withheld for security reasons*	Food and Beverage Products	1	137,465.75
Syrian Arab Republic		Name withheld for security reasons*	Securing and protecting supplies	2	181,448.00
Syrian Arab Republic		General Est. For Printed & Txt (Gov)	Printed publications	3	417,442.05
Syrian Arab Republic		Name withheld for security reasons*	Security, Safety and Law Enforcement Equipment	1	74,000.00
Syrian Arab Republic		Name withheld for security reasons*	Laboratory and Measuring and Observing and Testing Equipment	1	42,770.00
Syrian Arab Republic		Name withheld for security reasons*	Domestic appliances	1	53,840.00
Syrian Arab Republic		Name withheld for security reasons*	Metal cutting machinery and accessories	1	33,290.00
Syrian Arab Republic		Mahrokot (Petroleum) / Syrian Government	Fuels	1	35,981.84
Syrian Arab Republic		Name withheld for security reasons*	Canned or jarred fruit	2	252,625.45
Syrian Arab Republic		Name withheld for security reasons*	Food and Beverage Products	1	229,983.50
Syrian Arab Republic		Name withheld for security reasons*	Storage chests and cabinets and trunks	1	33,090.45
Syrian Arab Republic		Name withheld for security reasons*	Wood	1	37,032.05
Syrian Arab Republic		Name withheld for security reasons*	Fabrics and leather materials	2	114,151.16
Syrian Arab Republic		Name withheld for security reasons*	Paper materials	2	104,768.40
Syrian Arab Republic		Name withheld for security reasons*	Fresh vegetables	1	63,756.00
Syrian Arab Republic		Name withheld for security reasons*	Paints and primers and finishes	1	35,729.72
Syrian Arab Republic		Name withheld for security reasons*	Paper materials	1	36,801.60
Syrian Arab Republic		Name withheld for security reasons*	Food and Beverage Products	3	851,393.95
Syrian Arab Republic		Name withheld for security reasons*	Securing and protecting supplies	1	356,372.16
Syrian Arab Republic		Name withheld for security reasons*	Food and Beverage Products	11	1,496,998.95
Syrian Arab Republic		Name withheld for security reasons*	Plain pasta and noodles	6	602,921.11
Syrian Arab Republic		Name withheld for security reasons*	Cleaning and disinfecting solutions	8	1,153,010.00
Syrian Arab Republic		Name withheld for security reasons*	Food and Beverage Products	1	283,067.36
Syrian Arab Republic		Name withheld for security reasons*	Fresh vegetables	8	545,247.86
Syrian Arab Republic		Name withheld for security reasons*	Meat and poultry products	2	103,166.88
Syrian Arab Republic		National Food Industries Co. Ltd	Fresh vegetables	1	31,875.00
Syrian Arab Republic		Name withheld for security reasons*	Food and Beverage Products	1	118,168.62
Syrian Arab Republic		Taibaa For Trading And Food Industries	Meat and poultry products	13	880,695.81
Syrian Arab Republic		Universal Pharmaceutical Industries	Pharmaceuticals incl. Contraceptives and Vaccines	1	32,250.00
Syrian Arab Republic		Name withheld for security reasons*	Paper materials	1	68,462.56
Turkey		Name withheld for security reasons*	Edible oils and fats	2	1,908,696.00
Turkey		Name withheld for security reasons*	Fresh vegetables	9	1,451,582.01
Turkey		Name withheld for security reasons*	Cereal seeds	7	1,120,905.50
Turkey		Name withheld for security reasons*	Fresh vegetables	5	475,530.00
Turkey		Name withheld for security reasons*	Cereal seeds	1	36,300.00
Turkey		Name withheld for security reasons*	Flour and milled products	4	2,242,640.88
Turkey		Name withheld for security reasons*	Flour and milled products	3	1,432,200.48
Turkey		Name withheld for security reasons*	Canned or jarred vegetables	4	1,570,864.50
Turkey		Name withheld for security reasons*	Cereal seeds	3	1,638,517.00
Turkey		Name withheld for security reasons*	Floriculture and silviculture products	1	44,247.00
Turkey		Name withheld for security reasons*	Fresh vegetables	6	414,249.01
Turkey		Name withheld for security reasons*	Cereal seeds	1	58,654.20
Turkey		Name withheld for security reasons*	Cereal seeds	8	756,164.50
Turkey		Name withheld for security reasons*	Fresh vegetables	2	163,372.00
Turkey		Name withheld for security reasons*	Fresh vegetables	1	110,550.00
United Arab Emirates		Glaxo Smithkline	Anti infective drugs	3	108,782.15
United Arab Emirates		Glaxo Smithkline	Pharmaceuticals incl. Contraceptives and Vaccines	4	352,415.62
United Arab Emirates		Gulf Pharmaceutical Industries	Anti infective drugs	1	47,870.00
United Arab Emirates		Gulf Pharmaceutical Industries	Chemicals including Bio Chemicals and Gas Materials	1	37,005.00
United Arab Emirates		Gulf Pharmaceutical Industries	Pharmaceuticals incl. Contraceptives and Vaccines	8	417,499.49
United Arab Emirates		Mahindra Emirates Vehicle Armouring Fz.	Motor Vehicles and Parts, Accessories and Components	2	496,700.00
United Arab Emirates		Medeco (Abu Dhabi Medical Devices )	Medical Equipment and Accessories and Supplies	3	239,888.90
United Arab Emirates		O.K.I General Trading Lic	Bread and bakery products	1	47,950.00
United Arab Emirates		Technical Food Industries Company Lic	Meat and poultry products	1	717,149.15
United Kingdom		JMTC Ltd.	Motor Vehicles and Parts, Accessories and Components	3	163,382.74
United Kingdom		Maviga Uk Ltd.	Fresh vegetables	2	102,871.50
United Kingdom		World Parts Supply Ltd.	Vehicle bodies and trailers	1	93,787.72
<b>UNU</b>					
Finland		Datatrio Oy	High end computer servers	1	34,701.16
Germany		Dan:office Aps	Network switches	1	94,831.48
Germany		DELL GmbH	Computer servers	1	88,010.02
Japan		Hoso Service Centre, Inc.	Data Voice or Multimedia Network Equipment or Platforms	1	43,912.61
Japan		Shiseidou Co., Ltd	Structural building products	1	37,256.15
Netherlands		Elsevier B. V.	Printed publications	1	42,209.88
United States of America		CISCO	Network switches	1	72,792.52
<b>UNV</b>					
Finland		VIDERA OY	Videoconferencing systems	1	43,086.00
Germany		Axians Networks & Solutions GmbH	Network routers	1	49,370.12
Germany		Axians Networks & Solutions GmbH	Network service concentrators or hubs	1	41,514.36
Germany		DELL COMPUTER GMBH	Computer servers	1	35,369.00
Germany		International SOS GmbH	Emergency and field medical services products	1	111,367.80
Germany		RKG Rheinische Kraftwagen GmbH & Co KG	Limousines	1	49,126.26
Germany		Toyota Material Handling Deutschland GmbH	Hydraulic machinery and equipment	1	31,438.03
<b>UNWOMEN</b>					
Denmark		KJAER & KJAER A/S	Station wagons	1	61,803.00
Dominican Republic		COMPANIA DOMINICANA DE TELEFONOS , CXA	Network gateway	1	42,910.36
Dominican Republic		LAVE, S.A.	Chairs	1	72,555.60
Dominican Republic		METROTEC.SRL	Cameras	1	31,628.06
Egypt		ASPECT FOR CONTRACTING	Diesel generators	1	45,977.67
Georgia		TOYOTA CENTER TBILISI LTD	All terrain vehicles tracked or wheeled	1	38,000.00
Gibraltar		Toyota Gibraltar Stockholdings Ltd	All terrain vehicles tracked or wheeled	2	167,611.90
Gibraltar		Toyota Gibraltar Stockholdings Ltd	Automobiles or cars	3	150,153.41
Gibraltar		Toyota Gibraltar Stockholdings Ltd	Station wagons	1	47,654.73
Gibraltar		TOYOTA GIBALTAR STOCKHOLDINGS LTD.	Transportation components and systems	1	72,707.51
Gibraltar		Toyota GibraltarStockholdings LTD	Automobiles or cars	1	98,976.95
Israel		COMPUTER MEDIA CENTER LTD (CMC)	Computer servers	1	38,121.08
Japan		TOYOTA MOTOR CORPORATION	Automobiles or cars	1	30,200.00
Japan		TOYOTA MOTOR CORPORATION	Station wagons	1	30,866.33
Jordan		JORDAN PIONEER FOR METAL INDUSTRY CO.	Bicycles	1	80,137.01
Kenya		SIGHT & SOUND COMPUTERS LTD	Notebook computers	2	69,880.12
Kenya		TOYOTA EAST AFRICA LIMITED	Automobiles or cars	1	54,882.00
Nepal		CAS TRADING HOUSE PVT. LTD.	Notebook computers	1	37,064.41
Pakistan		MASS INTERNATIONAL PRIVATE LIMITED	Security or access control systems	1	60,737.90
Republic of Moldova		(R) SC "DAAC System Integrator" SRL	Development software	1	87,089.00
Republic of Moldova		IM "Master Systems" SRL	Notebook computers	1	43,055.00
Senegal		PHENIX ALUMINIUM	Structural building products	1	41,337.08
South Sudan		Falcon Group Limited	Diesel generators	1	47,500.00
Palestine (State of)		Name withheld for security reasons*	Computer printers	1	58,330.00
United Arab Emirates		Truebill Marketing and Trading LLC	Motorcycles	1	152,608.00
United Kingdom		Motorola Solutions UK Limited	Radios	1	47,637.97
United Republic of Tanzania		ARTI ENERGY LIMITED	Rechargeable batteries	1	38,382.35
United States of America		ADVIZING IT	Notebook computers	1	41,770.00
United States of America		BLACK BOX NETWORK SERVICES	Computer accessories	1	54,280.53
United States of America		CISCO SYSTEM INC (C.C.N.P.)	Mobile phones	1	42,920.00

\* For security and privacy reasons, the name of the supplier is not displayed when it includes the name of an individual.

AGENCY	Location of Supplier	Name of Supplier	Description of Goods	#POs	Total Value of POs (USD)
<b>UNWOMEN continued</b>					
	United States of America	CISCO SYSTEM INC (C.C.N.P.)	Network gateway	4	175,862.00
	United States of America	COMMERCIAL FURNITURE INTERIORS, INC	Modular reception office packages	1	258,470.95
	United States of America	DELL MARKETING L.P.	Computer servers	1	83,650.14
	United States of America	Name withheld for security reasons*	Structural building products	2	939,367.10
	United States of America	LENOVO (UNITED STATES), INC.	Notebook computers	1	65,520.00
	United States of America	PLANSON INTERNATIONAL CORPORATION	Encoder decoder equipment	1	43,700.00
<b>UNWTO</b>					
	Spain	SEMIC	Computer Equipment and Accessories	1	41,585.60
<b>UPU</b>					
	Denmark	Advizning IT	Computer Equipment and Accessories	1	206,897.70
	Spain	AA <sup>3</sup> da	Information Technology Broadcasting and Telecommunications	1	1,245,596.96
	Switzerland	Aeschiman	Automation control devices and components and accessories	1	66,715.52
	Switzerland	Agrola	#2 Heating fuel oil	2	135,032.32
	Switzerland	Blackbox	Data Voice or Multimedia Network Equipment or Platforms	1	32,345.91
	Switzerland	Burkhalter	Network service equipment	1	76,493.00
	Switzerland	Foppa AG	Smoke exhaust fan	1	36,347.20
	Switzerland	Hediger AG	Electrical equipment and components and supplies	1	137,631.57
	Switzerland	KA/zhni AG	Flooring	1	47,467.91
	Switzerland	Klimag AG	Heating and ventilation and air circulation	1	148,881.79
	Switzerland	Lirng & Co	Partition walls	1	48,911.85
	Switzerland	MTF	Portal server software	1	49,347.95
	Switzerland	Neuenschwander	Heating and ventilation and air circulation	1	60,857.06
	Switzerland	Perfect SA	Scanners	1	132,045.26
	Switzerland	Regent	Electrical Systems and Lighting and Components and Accessories	1	51,723.06
	Switzerland	Spacecom	Network service equipment	1	161,400.86
	United Republic of Tanzania	Toyota	Product and material transport vehicles	1	136,329.60
<b>WHO</b>					
	Afghanistan	N/A	Laboratory and Measuring and Observing and Testing Equipment	2	92,860.89
	Afghanistan	N/A	Medical Equipment and Accessories and Supplies	2	94,688.26
	Afghanistan	N/A	Motor vehicles	1	1,046,500.00
	Afghanistan	N/A	Office supplies	1	42,531.68
	Afghanistan	N/A	Pharmaceuticals incl. Contraceptives and Vaccines	2	135,166.95
	Algeria	N/A	Motor vehicles	1	53,182.09
	Australia	N/A	Information Technology Broadcasting and Telecommunications	1	53,432.07
	Australia	N/A	Radio core equipment	4	407,763.86
	Austria	N/A	Laboratory and Measuring and Observing and Testing Equipment	1	149,576.16
	Austria	N/A	Medical Equipment and Accessories and Supplies	1	39,922.10
	Austria	N/A	Pharmaceuticals incl. Contraceptives and Vaccines	4	922,707.89
	Bangladesh	N/A	Office supplies	1	39,974.11
	Belgium	N/A	Camping and outdoor equipment	2	151,720.20
	Belgium	N/A	Medical Equipment and Accessories and Supplies	3	207,607.26
	Belgium	N/A	Office supplies	1	46,795.31
	Belgium	N/A	Pharmaceuticals incl. Contraceptives and Vaccines	1	30,992.29
	Belgium	N/A	Rapid test kits	2	437,692.32
	Benin	N/A	Motor vehicles	1	53,786.29
	Botswana	N/A	Camping and outdoor equipment	1	59,972.44
	Botswana	N/A	Motor vehicles	1	57,022.81
	Burkina Faso	N/A	Air conditioners	1	83,881.48
	Burkina Faso	N/A	Information Technology Broadcasting and Telecommunications	1	101,146.14
	Burkina Faso	N/A	Motor vehicles	1	72,397.82
	Côte d'Ivoire	N/A	Information Technology Broadcasting and Telecommunications	2	115,616.77
	Côte d'Ivoire	N/A	Office supplies	1	45,287.22
	Cambodia	N/A	Information Technology Broadcasting and Telecommunications	1	38,490.00
	Cambodia	N/A	Laboratory and Measuring and Observing and Testing Equipment	1	39,811.30
	Cambodia	N/A	Medical Equipment and Accessories and Supplies	6	260,621.02
	Cambodia	N/A	Motor vehicles	2	93,260.00
	Cambodia	N/A	Office supplies	1	59,838.00
	Cameron	N/A	Pharmaceuticals incl. Contraceptives and Vaccines	1	149,318.36
	Cameron	N/A	Rapid test kits	1	50,621.67
	Canada	N/A	Pharmaceuticals incl. Contraceptives and Vaccines	2	124,657.50
	Central African Republic	N/A	Medical Equipment and Accessories and Supplies	1	44,286.43
	Central African Republic	N/A	Motor vehicles	2	119,115.25
	Chad	N/A	Laboratory and Measuring and Observing and Testing Equipment	1	105,521.09
	Chad	N/A	Motor vehicles	4	415,789.35
	China	N/A	Laboratory and Measuring and Observing and Testing Equipment	2	100,655.00
	China	N/A	Medical Equipment and Accessories and Supplies	6	380,086.00
	China	N/A	Mosquito nets	1	115,102.00
	China	N/A	Motor vehicles	1	48,977.33
	China	N/A	Office supplies	3	291,934.04
	China	N/A	Pharmaceuticals incl. Contraceptives and Vaccines	3	238,500.00
	Congo	N/A	Information Technology Broadcasting and Telecommunications	1	44,658.42
	Congo	N/A	Motor vehicles	1	61,595.87
	Congo	N/A	Office supplies	8	794,707.31
	Congo	N/A	Structures and Building and Manufacturing Components	3	118,552.81
	Congo	N/A	Walk in freezers	1	75,230.71
	Cyprus	N/A	Pharmaceuticals incl. Contraceptives and Vaccines	7	2,191,617.58
	Dem. People's Rep. of Korea	N/A	Office supplies	3	191,684.35
	Democratic Rep. of the Congo	N/A	Motor vehicles	1	65,508.54
	Democratic Rep. of the Congo	N/A	Rapid test kits	1	39,950.76
	Denmark	N/A	General purpose refrigerators or refrigerator freezers	3	365,735.79
	Denmark	N/A	Industrial freezers	1	89,769.23
	Denmark	N/A	Information Technology Broadcasting and Telecommunications	31	2,353,157.53
	Denmark	N/A	Laboratory water purification equipment and supplies	1	173,403.14
	Denmark	N/A	Medical Equipment and Accessories and Supplies	7	588,531.06
	Denmark	N/A	Mobile phones	1	183,770.00
	Denmark	N/A	Motor vehicles	6	872,164.74
	Denmark	N/A	Office supplies	2	288,955.07
	Denmark	N/A	Pharmaceuticals incl. Contraceptives and Vaccines	11	2,271,564.87
	Denmark	N/A	Radio core equipment	3	170,539.97
	Denmark	N/A	Vaccines and antigens and toxoids	2	354,899.08
	Egypt	N/A	Information Technology Broadcasting and Telecommunications	14	2,122,328.03
	Egypt	N/A	Medical Equipment and Accessories and Supplies	2	224,234.98
	Egypt	N/A	Office supplies	3	180,657.38
	Egypt	N/A	Pharmaceuticals incl. Contraceptives and Vaccines	23	4,870,180.37
	Egypt	N/A	Radio core equipment	1	30,410.00
	Egypt	N/A	Software	2	104,106.00
	Egypt	N/A	Structures and Building and Manufacturing Components	1	76,666.76
	Egypt	N/A	Vaccines and antigens and toxoids	3	416,458.97
	Eritrea	N/A	Medical Equipment and Accessories and Supplies	1	64,333.33
	Ethiopia	N/A	Motor vehicles	4	292,743.58
	Fiji	N/A	Information Technology Broadcasting and Telecommunications	1	37,160.63
	Finland	N/A	Walk in freezers	3	214,530.03
	France	N/A	General purpose refrigerators or refrigerator freezers	2	326,831.08
	France	N/A	Information Technology Broadcasting and Telecommunications	4	378,303.79
	France	N/A	Insecticides	1	835,543.77
	France	N/A	Medical Equipment and Accessories and Supplies	3	191,938.61
	France	N/A	Office supplies	3	242,929.27
	France	N/A	Pharmaceuticals incl. Contraceptives and Vaccines	10	1,579,346.94
	France	N/A	Radio core equipment	2	92,170.58
	France	N/A	Software	3	203,859.53
	France	N/A	Vaccines and antigens and toxoids	12	2,123,070.40
	France	N/A	Walk in freezers	1	121,658.28
	Gabon	N/A	Office supplies	1	152,647.02
	Gabon	N/A	Structures and Building and Manufacturing Components	1	40,151.71
	Georgia	N/A	Motor vehicles	1	64,000.00

\* For security and privacy reasons, the name of the supplier is not displayed when it includes the name of an individual.

AGENCY				Total Value of
Location of Supplier	Name of Supplier	Description of Goods	#POs	POs (USD)
Germany	N/A	Insecticides	1	240,481.23
Germany	N/A	Laboratory and Measuring and Observing and Testing Equipment	9	1,620,142.63
Germany	N/A	Medical Equipment and Accessories and Supplies	4	849,446.11
Germany	N/A	Motor vehicles	1	94,637.09
Germany	N/A	Pharmaceuticals incl. Contraceptives and Vaccines	13	3,514,969.90
Germany	N/A	Rapid test kits	8	621,539.27
Germany	N/A	Software	1	33,525.00
Germany	N/A	Solar collecting devices	1	40,605.04
Germany	N/A	Vaccines and antigens and toxoids	1	59,500.00
Ghana	N/A	Laboratory and Measuring and Observing and Testing Equipment	1	51,699.16
Gibraltar	N/A	Ambulances	1	874,338.43
Gibraltar	N/A	Motor vehicles	13	1,114,423.75
Greece	N/A	Pharmaceuticals incl. Contraceptives and Vaccines	2	258,976.54
Guinea-Bissau	N/A	Information Technology Broadcasting and Telecommunications	1	43,671.86
Hungary	N/A	Medical Equipment and Accessories and Supplies	3	574,373.89
India	N/A	Cool containers	2	140,072.00
India	N/A	Information Technology Broadcasting and Telecommunications	5	584,515.50
India	N/A	Laboratory and Measuring and Observing and Testing Equipment	42	3,600,366.82
India	N/A	Medical Equipment and Accessories and Supplies	13	968,159.18
India	N/A	Mobile phones	2	138,781.84
India	N/A	Office supplies	5	285,495.59
India	N/A	Pharmaceuticals incl. Contraceptives and Vaccines	15	4,848,547.98
India	N/A	Software	1	213,273.38
India	N/A	Vaccines and antigens and toxoids	6	2,319,701.60
Indonesia	N/A	Information Technology Broadcasting and Telecommunications	2	87,530.95
Indonesia	N/A	Vaccines and antigens and toxoids	1	44,126.75
Iraq	N/A	Information Technology Broadcasting and Telecommunications	1	55,490.00
Iraq	N/A	Medical Equipment and Accessories and Supplies	1	32,489.55
Iraq	N/A	Pharmaceuticals incl. Contraceptives and Vaccines	2	87,115.55
Ireland	N/A	Information Technology Broadcasting and Telecommunications	5	626,752.56
Ireland	N/A	Laboratory water purification equipment and supplies	1	57,777.78
Ireland	N/A	Pharmaceuticals incl. Contraceptives and Vaccines	1	1,066,916.28
Ireland	N/A	Software	1	252,518.00
Israel	N/A	Motor vehicles	1	39,746.07
Israel	N/A	Office supplies	1	33,140.78
Italy	N/A	Cool containers	1	212,121.21
Italy	N/A	Information Technology Broadcasting and Telecommunications	1	176,158.94
Italy	N/A	Medical Equipment and Accessories and Supplies	2	1,525,648.61
Italy	N/A	Office supplies	4	225,039.44
Italy	N/A	Radio core equipment	2	94,789.82
Italy	N/A	Rapid test kits	1	61,114.17
Italy	N/A	Vaccines and antigens and toxoids	1	1,000,000.00
Japan	N/A	Ambulances	6	566,380.72
Japan	N/A	Insecticides	1	45,853.93
Japan	N/A	Laboratory and Measuring and Observing and Testing Equipment	5	324,613.65
Japan	N/A	Medical Equipment and Accessories and Supplies	1	36,650.37
Japan	N/A	Mosquito nets	2	338,250.00
Japan	N/A	Motor vehicles	74	7,064,542.60
Jordan	N/A	Information Technology Broadcasting and Telecommunications	1	32,682.20
Jordan	N/A	Laboratory and Measuring and Observing and Testing Equipment	1	44,000.14
Jordan	N/A	Medical Equipment and Accessories and Supplies	1	34,750.35
Jordan	N/A	Pharmaceuticals incl. Contraceptives and Vaccines	6	1,867,704.13
Kenya	N/A	Industrial refrigeration	1	81,747.00
Kenya	N/A	Laboratory and Measuring and Observing and Testing Equipment	5	303,732.99
Kenya	N/A	Medical Equipment and Accessories and Supplies	3	128,050.31
Kenya	N/A	Motor vehicles	1	57,986.75
Kenya	N/A	Office supplies	1	79,698.00
Kenya	N/A	Pharmaceuticals incl. Contraceptives and Vaccines	2	93,153.46
Lao People's Democratic Rep.	N/A	Industrial refrigeration	1	49,521.00
Lao People's Democratic Rep.	N/A	Laboratory and Measuring and Observing and Testing Equipment	2	155,332.00
Lao People's Democratic Rep.	N/A	Medical Equipment and Accessories and Supplies	1	47,981.34
Lao People's Democratic Rep.	N/A	Pharmaceuticals incl. Contraceptives and Vaccines	2	254,629.74
Lebanon	N/A	Information Technology Broadcasting and Telecommunications	4	458,457.78
Lebanon	N/A	Laboratory and Measuring and Observing and Testing Equipment	2	225,491.73
Lebanon	N/A	Motor vehicles	1	181,000.00
Lebanon	N/A	Office supplies	1	40,590.00
Luxembourg	N/A	Cool containers	2	177,043.17
Luxembourg	N/A	General purpose refrigerators or refrigerator freezers	2	566,642.54
Luxembourg	N/A	Industrial freezers	1	63,445.73
Luxembourg	N/A	Industrial refrigeration	2	379,772.73
Luxembourg	N/A	Office supplies	1	62,561.93
Madagascar	N/A	Rapid test kits	1	48,345.97
Malaysia	N/A	General purpose refrigerators or refrigerator freezers	1	35,916.82
Malaysia	N/A	Information Technology Broadcasting and Telecommunications	2	92,383.99
Malaysia	N/A	Medical Equipment and Accessories and Supplies	1	75,269.83
Malaysia	N/A	Motor vehicles	1	43,818.48
Mali	N/A	Information Technology Broadcasting and Telecommunications	1	48,279.00
Mali	N/A	Medical Equipment and Accessories and Supplies	1	132,963.76
Mali	N/A	Motor vehicles	1	60,770.35
Mali	N/A	Office supplies	4	176,804.61
Mali	N/A	Pharmaceuticals incl. Contraceptives and Vaccines	1	43,488.82
Mauritania	N/A	Medical Equipment and Accessories and Supplies	3	107,259.16
Mauritania	N/A	Pharmaceuticals incl. Contraceptives and Vaccines	2	76,527.82
Mauritius	N/A	Industrial refrigeration	1	112,557.60
Mauritius	N/A	Medical Equipment and Accessories and Supplies	1	35,245.90
Mauritius	N/A	Office supplies	1	57,800.00
Mongolia	N/A	Medical Equipment and Accessories and Supplies	1	123,500.00
Myanmar	N/A	Information Technology Broadcasting and Telecommunications	1	37,846.07
Myanmar	N/A	Motor vehicles	2	327,300.00
Myanmar	N/A	Office supplies	3	117,748.83
Myanmar	N/A	Pharmaceuticals incl. Contraceptives and Vaccines	1	47,092.13
Netherlands	N/A	Bullet proof vests	1	60,496.69
Netherlands	N/A	Industrial refrigeration	1	649,050.00
Netherlands	N/A	Information Technology Broadcasting and Telecommunications	1	62,109.75
Netherlands	N/A	Laboratory and Measuring and Observing and Testing Equipment	13	828,740.80
Netherlands	N/A	Medical Equipment and Accessories and Supplies	24	3,384,880.79
Netherlands	N/A	Pharmaceuticals incl. Contraceptives and Vaccines	143	19,957,057.86
New Zealand	N/A	Office supplies	1	127,244.65
Niger	N/A	Motor vehicles	1	31,025.63
Nigeria	N/A	Information Technology Broadcasting and Telecommunications	5	311,638.63
Nigeria	N/A	Motor vehicles	4	352,106.60
Nigeria	N/A	Office supplies	1	72,891.07
Norway	N/A	Chemicals including Bio Chemicals and Gas Materials	1	31,675.59
Norway	N/A	Laboratory water purification equipment and supplies	3	191,444.48
Norway	N/A	Medical Equipment and Accessories and Supplies	6	931,822.11
Oman	N/A	Motor vehicles	1	1,634,100.00
Pakistan	N/A	Medical Equipment and Accessories and Supplies	11	578,815.29
Pakistan	N/A	Office supplies	2	298,565.50
Pakistan	N/A	Pharmaceuticals incl. Contraceptives and Vaccines	3	219,899.71
Pakistan	N/A	Radio core equipment	1	121,105.91
Pakistan	N/A	Vaccines and antigens and toxoids	1	34,218.29
Philippines	N/A	Cafeteria and lunchroom furnishings	1	105,702.93
Philippines	N/A	Information Technology Broadcasting and Telecommunications	8	855,263.66
Philippines	N/A	Insecticides	1	69,814.39
Philippines	N/A	Laboratory and Measuring and Observing and Testing Equipment	3	98,048.11

\* For security and privacy reasons, the name of the supplier is not displayed when it includes the name of an individual.

2013 | Major purchase orders by UN organization

AGENCY				Total Value of
Location of Supplier	Name of Supplier	Description of Goods	#POs	POs (USD)
<b>WHO continued</b>				
Philippines	N/A	Medical Equipment and Accessories and Supplies	1	162,412.99
Philippines	N/A	Motor vehicles	3	284,590.10
Philippines	N/A	Office supplies	2	71,138.15
Philippines	N/A	Structures and Building and Manufacturing Components	1	36,757.15
Portugal	N/A	Information Technology Broadcasting and Telecommunications	1	33,792.87
Portugal	N/A	Medical Equipment and Accessories and Supplies	2	111,619.67
Portugal	N/A	Office supplies	1	45,680.76
Republic of Korea	N/A	Pharmaceuticals incl. Contraceptives and Vaccines	1	2,175,000.00
Republic of Korea	N/A	Rapid test kits	9	3,511,710.50
Russian Federation	N/A	Vaccines and antigens and toxoids	2	377,193.60
Rwanda	N/A	Information Technology Broadcasting and Telecommunications	1	44,114.98
Saudi Arabia	N/A	Medical Equipment and Accessories and Supplies	1	40,010.00
Saudi Arabia	N/A	Pharmaceuticals incl. Contraceptives and Vaccines	1	168,000.00
Senegal	N/A	Motor vehicles	1	79,109.01
Senegal	N/A	Office supplies	1	98,404.77
Sierra Leone	N/A	#2 Heating fuel oil	1	44,999.36
Singapore	N/A	Information Technology Broadcasting and Telecommunications	9	774,374.03
Singapore	N/A	Laboratory and Measuring and Observing and Testing Equipment	14	923,557.13
Singapore	N/A	Medical Equipment and Accessories and Supplies	15	1,425,220.24
Singapore	N/A	Motor vehicles	1	442,572.94
Singapore	N/A	Pharmaceuticals incl. Contraceptives and Vaccines	1	33,020.60
South Africa	N/A	Information Technology Broadcasting and Telecommunications	2	71,600.00
South Africa	N/A	Laboratory and Measuring and Observing and Testing Equipment	1	43,378.50
South Africa	N/A	Medical Equipment and Accessories and Supplies	1	36,406.67
South Africa	N/A	Motor vehicles	2	139,604.79
South Africa	N/A	Rapid test kits	1	41,503.00
South Africa	N/A	Software	2	80,520.89
South Sudan	N/A	Office supplies	1	119,704.00
Palestine (State of)	N/A	Information Technology Broadcasting and Telecommunications	3	106,652.49
Palestine (State of)	N/A	Medical Equipment and Accessories and Supplies	2	184,893.94
Palestine (State of)	N/A	Motor vehicles	1	31,189.62
Palestine (State of)	N/A	Office supplies	1	40,370.77
Palestine (State of)	N/A	Pharmaceuticals incl. Contraceptives and Vaccines	9	533,760.61
Sudan	N/A	Information Technology Broadcasting and Telecommunications	2	71,429.42
Sudan	N/A	Laboratory and Measuring and Observing and Testing Equipment	3	426,717.77
Sudan	N/A	Medical Equipment and Accessories and Supplies	3	152,508.48
Sudan	N/A	Motor vehicles	1	241,500.00
Sudan	N/A	Office supplies	1	75,513.84
Sudan	N/A	Pharmaceuticals incl. Contraceptives and Vaccines	1	32,160.44
Sudan	N/A	Solar collecting devices	1	35,000.00
Swaziland	N/A	Vaccines and antigens and toxoids	1	44,580.00
Sweden	N/A	Laboratory and Measuring and Observing and Testing Equipment	1	62,458.28
Switzerland	N/A	Information Technology Broadcasting and Telecommunications	36	3,975,910.98
Switzerland	N/A	Laboratory and Measuring and Observing and Testing Equipment	6	296,607.42
Switzerland	N/A	Medical Equipment and Accessories and Supplies	3	224,098.74
Switzerland	N/A	Mobile phones	2	333,646.36
Switzerland	N/A	Mosquito nets	2	112,119.00
Switzerland	N/A	Office supplies	6	802,053.37
Switzerland	N/A	Pharmaceuticals incl. Contraceptives and Vaccines	13	3,207,051.22
Switzerland	N/A	Software	10	2,417,424.79
Syrian Arab Republic	N/A	Medical Equipment and Accessories and Supplies	8	1,461,856.28
Syrian Arab Republic	N/A	Motor vehicles	1	45,027.14
Syrian Arab Republic	N/A	Office supplies	1	31,806.28
Syrian Arab Republic	N/A	Pharmaceuticals incl. Contraceptives and Vaccines	2	351,815.00
Thailand	N/A	Ambulances	1	153,120.00
Thailand	N/A	Information Technology Broadcasting and Telecommunications	2	173,626.84
Thailand	N/A	Laboratory and Measuring and Observing and Testing Equipment	2	118,171.12
Thailand	N/A	Motor vehicles	1	54,163.82
Thailand	N/A	Rapid test kits	1	38,969.07
Togo	N/A	Motor vehicles	1	65,230.69
Togo	N/A	Pharmaceuticals incl. Contraceptives and Vaccines	1	58,042.14
Tunisia	N/A	Office supplies	2	68,327.55
Tunisia	N/A	Pharmaceuticals incl. Contraceptives and Vaccines	4	1,038,091.18
Turkmenistan	N/A	Information Technology Broadcasting and Telecommunications	1	34,794.00
Uganda	N/A	Chemicals including Bio Chemicals and Gas Materials	1	32,497.47
Uganda	N/A	Information Technology Broadcasting and Telecommunications	1	39,369.49
United Arab Emirates	N/A	Industrial refrigeration	1	57,015.71
United Arab Emirates	N/A	Information Technology Broadcasting and Telecommunications	1	150,264.00
United Arab Emirates	N/A	Motor vehicles	3	893,428.00
United Arab Emirates	N/A	Pharmaceuticals incl. Contraceptives and Vaccines	5	5,100,540.57
United Kingdom	N/A	Information Technology Broadcasting and Telecommunications	3	519,978.42
United Kingdom	N/A	Laboratory and Measuring and Observing and Testing Equipment	9	534,623.89
United Kingdom	N/A	Medical Equipment and Accessories and Supplies	12	1,284,766.29
United Kingdom	N/A	Office supplies	1	84,650.46
United Kingdom	N/A	Pharmaceuticals incl. Contraceptives and Vaccines	32	9,684,338.02
United Kingdom	N/A	Rapid test kits	3	218,550.67
United Kingdom	N/A	Software	2	113,374.00
United Kingdom	N/A	Vaccines and antigens and toxoids	1	127,436.91
United Republic of Tanzania	N/A	Solar collecting devices	1	176,751.71
United States of America	N/A	Information Technology Broadcasting and Telecommunications	5	348,816.18
United States of America	N/A	Laboratory and Measuring and Observing and Testing Equipment	10	438,176.22
United States of America	N/A	Medical Equipment and Accessories and Supplies	4	255,332.50
United States of America	N/A	Rapid test kits	2	2,197,920.75
United States of America	N/A	Software	4	276,287.73
United States of America	N/A	Solar collecting devices	1	46,350.00
Viet Nam	N/A	Chemicals including Bio Chemicals and Gas Materials	1	43,290.57
Viet Nam	N/A	Laboratory and Measuring and Observing and Testing Equipment	2	91,015.44
Viet Nam	N/A	Pharmaceuticals incl. Contraceptives and Vaccines	2	92,314.62
Yemen	N/A	Industrial refrigeration	2	117,400.00
Yemen	N/A	Laboratory and Measuring and Observing and Testing Equipment	5	220,194.24
Yemen	N/A	Medical Equipment and Accessories and Supplies	8	511,471.94
Yemen	N/A	Motor vehicles	3	159,520.00
Yemen	N/A	Office supplies	2	150,105.35
Zambia	N/A	Motor vehicles	3	178,919.62
<b>WIPO</b>				
Cameroon	N/A	Office supplies	1	81,994.49
France	N/A	Office Equipment and Accessories and Supplies	1	152,795.65
France	N/A	Published Products	1	46,562.06
Switzerland	N/A	Building and Construction Machinery and Accessories	1	36,605.60
Switzerland	N/A	Computer Equipment and Accessories	11	1,810,110.53
Switzerland	N/A	Hardware	1	152,801.70
Switzerland	N/A	Office Equipment and Accessories and Supplies	1	31,997.85
Switzerland	N/A	Office furniture	5	224,160.07
Switzerland	N/A	Office supplies	1	35,244.67
Switzerland	N/A	Paper Materials and Products	1	33,413.20
Switzerland	N/A	Printing and publishing equipment	1	37,428.82
Switzerland	N/A	Printing and writing paper	2	93,726.56
Switzerland	N/A	Security surveillance and detection	1	76,519.40
<b>WMO</b>				
Australia	Typefi Systems Pty Ltd	Business function specific software	1	42,573.07
Finland	Name withheld for security reasons*	Meteorological instruments	1	44,142.24
United States of America	Cloud Sherpas Inc	Business function specific software	1	30,905.17
United States of America	Droplet Measurement Technologies	Meteorological instruments	1	43,991.38

\* For security and privacy reasons, the name of the contractor is not displayed when it includes the name of an individual.



## Major contracts for services and works by UN organization

AGENCY	Location of Supplier	Name of Contractor	Description of Services	# Contracts	Total Value of Contracts (USD)	
CEPAL	Argentina	ACIFI S.A.	Other Services	1	131,800.00	
	Argentina	CONIBRA SRL	Building and Facility Construction and Maintenance Services	1	141,708.00	
	Chile	CONSTRUCTORA PAVICRET LTDA.	Building and Facility Construction and Maintenance Services	1	199,903.76	
	Chile	DATA CONVERSION SERVICE AGENCIA CHI	Computer hardware maintenance and support	1	65,000.00	
	Chile	DIMACOPI S.A.	Office equipment rental or leasing services	1	125,296.00	
	Chile	DIMACOPI S.A.	Printing	1	172,445.13	
	Chile	EMPRESA DE SERVICIOS ENERGETICOS SA	Building maintenance service	1	92,952.16	
	Chile	Name withheld for security reasons*	Architectural engineering	1	309,554.00	
	Chile	GONZALEZ ACKERKNECHT LIMITADA	General building and office cleaning and maintenance services	1	490,332.78	
	Chile	INMOB. Y CONSTRUCTORA FUNDART LTDA.	Building and Facility Construction and Maintenance Services	1	210,270.88	
	Chile	Name withheld for security reasons*	Specialized trade construction and maintenance services	1	47,260.69	
	Chile	SERVICIOS INTEGRALES LTDA.	Management, Business Professionals, Administrative Services	1	172,188.64	
	Chile	SONDA S.A.	Computer hardware maintenance and support	1	169,017.71	
	Chile	TYCO SERVICES S.A.	Safety instrumented system installation and maintenance service	1	52,358.58	
	Colombia	RIEGO Y PAISAJISMO AGRO MANANTIALES	Building maintenance service	1	172,605.87	
	Mexico	Name withheld for security reasons*	Real estate services	3	637,819.21	
	Mexico	OFICINAS CORPORATIVAS CERVANTES 193	Building maintenance service	1	69,269.34	
	Trinidad and Tobago	MARITIME LIFE (CARIBBEAN) LIMITED	Other Services	1	335,207.85	
	Trinidad and Tobago	TELECOM SECURITY SERVICES	Security and personal safety	1	46,230.00	
	ESCWA	Lebanon	ASSIYANA SAL	General building and office cleaning and maintenance services	3	409,876.02
		Lebanon	Dogs on Request - D.O.R	Education and Training Services	1	48,000.00
Lebanon		LADKANI OFFICE SOLUTIONS S.A.L.	Photocopier rental or leasing service	1	52,657.50	
Lebanon		SOLIDERE	Building maintenance and repair services	1	389,252.75	
United States of America	SOME'S UNIFORMS, INC.	Freight forwarders services	1	35,140.00		
FAO	Afghanistan	Afghan Bam Construction Company	Irrigation system construction service	1	154,658.53	
	Afghanistan	AFGHAN BERGER CONSTRUCTION COMPANY	Irrigation system construction service	1	30,086.22	
	Afghanistan	AFGHAN DARWISH CONSTRUCTION COMPANY	Irrigation system construction service	2	347,576.90	
	Afghanistan	AFGHAN LASER ENGINEERING & CONSTRUCTION COMPANY	Irrigation system construction service	1	125,307.71	
	Afghanistan	Name withheld for security reasons*	Irrigation system construction service	1	100,002.98	
	Afghanistan	Afghan Zinat Construction Company	Irrigation system construction service	1	155,069.96	
	Afghanistan	AIMAL CHAMP CONSTRUCTION COMPANY	Irrigation system construction service	1	83,291.68	
	Afghanistan	Name withheld for security reasons*	Irrigation system construction service	1	186,538.35	
	Afghanistan	Anhar Construction Company	Irrigation system construction service	1	119,231.30	
	Afghanistan	Name withheld for security reasons*	Irrigation system construction service	1	167,786.91	
	Afghanistan	ASA Construction Company	Agricultural building construction services	1	56,910.00	
	Afghanistan	ASA Construction Company	Nonresidential building construction services	1	35,223.00	
	Afghanistan	Name withheld for security reasons*	Irrigation system construction service	1	131,051.16	
	Afghanistan	ASIX Communication Afghanistan	Internet services	3	165,580.00	
	Afghanistan	Name withheld for security reasons*	Transportation and Storage and Mail Services	1	35,294.00	
	Afghanistan	Atlas Kohistan Construction & Architecture Company	Irrigation system construction service	1	218,406.07	
	Afghanistan	Name withheld for security reasons*	Irrigation system construction service	1	96,042.23	
	Afghanistan	Best Way Construction Company	Building and Facility Construction and Maintenance Services	1	94,976.00	
	Afghanistan	Construction and Social Development Company	Irrigation system construction service	1	110,440.20	
	Afghanistan	Name withheld for security reasons*	Irrigation system construction service	1	191,356.75	
	Afghanistan	Daniar Construction Company Ltd	Irrigation system construction service	1	81,455.33	
	Afghanistan	Eagle Vision Construction Company	Irrigation system construction service	1	147,671.22	
	Afghanistan	England North Group Construction Company	Irrigation system construction service	2	143,926.96	
	Afghanistan	Esa Afghan Construction Company	Irrigation system construction service	1	387,587.40	
	Afghanistan	Name withheld for security reasons*	Irrigation system construction service	3	368,006.34	
	Afghanistan	Name withheld for security reasons*	Irrigation system construction service	1	357,462.58	
	Afghanistan	Hamkar Construction Company	Irrigation system construction service	3	269,387.64	
	Afghanistan	Name withheld for security reasons*	Irrigation system construction service	1	202,063.57	
	Afghanistan	HONOR CONSTRUCTION COMPANY	Irrigation system construction service	2	430,018.17	
	Afghanistan	INCUMBENCY OF METAL ELEMENTS PRODUCTION	Building and Facility Construction and Maintenance Services	1	33,252.58	
	Afghanistan	INSURANCE CORPORATION OF AFGHANISTAN	Insurance and retirement services	1	96,750.00	
	Afghanistan	Name withheld for security reasons*	Irrigation system construction service	1	266,965.00	
	Afghanistan	Name withheld for security reasons*	Irrigation system construction service	1	315,368.29	
	Afghanistan	Khurasan Kabul Road Building & Production Company	Irrigation system construction service	1	168,671.07	
	Afghanistan	Name withheld for security reasons*	Irrigation system construction service	4	438,556.66	
	Afghanistan	Little Star Construction Company	Irrigation system construction service	1	111,779.12	
	Afghanistan	MAARLI CONSTRUCTION COMPANY	Irrigation system construction service	1	80,541.75	
	Afghanistan	Maseer Construction Company	Irrigation system construction service	4	444,631.74	
	Afghanistan	Name withheld for security reasons*	Agricultural building construction services	1	142,587.40	
	Afghanistan	Name withheld for security reasons*	Irrigation system construction service	1	378,069.80	
	Afghanistan	Name withheld for security reasons*	Irrigation system construction service	1	340,217.75	
	Afghanistan	Nangarhar MHP Technical Workshop	Irrigation system construction service	1	130,085.30	
	Afghanistan	Nero Engineering and Construction Company	Irrigation system construction service	2	128,999.80	
	Afghanistan	New Shahab Road Construction and Production Company	Irrigation system construction service	2	408,583.31	
	Afghanistan	NOORULLAH CROSS FLOW TURBINE COMPANY	Irrigation system construction service	1	69,848.00	
	Afghanistan	Name withheld for security reasons*	Irrigation system construction service	1	391,399.60	
	Afghanistan	PECT International Construction Company	Irrigation system construction service	1	143,283.98	
	Afghanistan	Pyramid Geo Engineering and Construction Company	Irrigation system construction service	1	71,275.00	
	Afghanistan	Qarghai Construction Company	Building and Facility Construction and Maintenance Services	1	83,323.00	
	Afghanistan	Rana M.H.P. Technical Workshop	Irrigation system construction service	1	77,751.60	
	Afghanistan	RISHTA CONSTRUCTION COMPANY	Irrigation system construction service	1	97,263.00	
	Afghanistan	Name withheld for security reasons*	Irrigation system construction service	1	294,324.82	
	Afghanistan	Name withheld for security reasons*	Irrigation system construction service	2	380,976.97	
	Afghanistan	Name withheld for security reasons*	Agricultural building construction services	1	83,153.98	
	Afghanistan	SAMADI CONSTRUCTION COMPANY	Irrigation system construction service	1	98,080.88	
	Afghanistan	Name withheld for security reasons*	Irrigation system construction service	2	296,748.66	
	Afghanistan	Name withheld for security reasons*	Irrigation system construction service	1	108,392.41	
	Afghanistan	Shamsunahar Construction Company (Afghan Mutahid Workshop)	Irrigation system construction service	2	251,307.86	
	Afghanistan	Shinwari Technical Engineering Ltd	Irrigation system construction service	2	203,808.35	
	Afghanistan	SKY Gate Construction Company	Irrigation system construction service	1	134,923.88	
	Afghanistan	Name withheld for security reasons*	Irrigation system construction service	1	93,488.61	
	Afghanistan	Name withheld for security reasons*	Irrigation system construction service	1	141,478.18	
	Afghanistan	Name withheld for security reasons*	Irrigation system construction service	2	212,855.56	
	Afghanistan	THE RISING ROAD BUILDING AND CONSTRUCTION COMPANY	Irrigation system construction service	1	163,696.00	
Afghanistan	Name withheld for security reasons*	Irrigation system construction service	1	152,872.00		
Algeria	IDOINE SECURITE EURL	Guard services	1	63,231.13		
Angola	CALIVE, Constru&Atilde;o civil e obras publicas	Nonresidential building construction services	1	77,784.34		
Angola	Centro cidade jovem de sucesso (CABIRI)	Agricultural building construction services	1	50,000.00		
Angola	Name withheld for security reasons*	Irrigation system construction service	1	81,300.00		
Antigua and Barbuda	IG INDIES GREENS LTD.	Fisheries and aquaculture	1	30,000.00		
Argentina	Name withheld for security reasons*	Geology	1	34,506.61		
Argentina	SANCO S.A Construciones Civiles	Building and Facility Construction and Maintenance Services	1	71,962.96		
Argentina	TICOM S.A	Building and Facility Construction and Maintenance Services	1	32,361.77		
Argentina	Vale 4 Producciones S.A.	Editorial and Design and Graphic and Fine Art Services	1	64,930.99		
Armenia	ARMENIAN HARVEST PROMOTION CENTER (AHPC)	Crop protection	1	35,829.47		
Armenia	INTERNATIONAL CENTER FOR AGRIBUSINESS RESEARCH AND EDUCATION	Agricultural research services	1	33,939.00		
Australia	Hunnam Consulting Services	Business and corporate management consultation services	1	32,667.88		
Austria	UNIDO	Education and Training Services	2	2,757,777.20		
Bahamas	NATIONAL EMERGENCY MANAGEMENT AGENCY	Disaster preparedness and relief	1	35,000.00		
Bangladesh	ALAM TRADERS	Building and facility maintenance and repair services	1	120,822.76		
Bangladesh	BB INTERNATIONAL	Irrigation system construction service	1	104,558.02		
Bangladesh	BRAC UNIVERSITY	Agricultural research services	1	30,315.23		
Bangladesh	BRAC UNIVERSITY	Project management	1	47,431.83		
Bangladesh	COMMODITIES EXIM LTD	Irrigation system construction service	2	212,439.01		
Bangladesh	Gazi Enterprise	Silo	1	49,983.92		
Bangladesh	KARNAPHULI AUTOS	License or registration fee	1	39,092.78		
Bangladesh	Name withheld for security reasons*	Irrigation system construction service	1	93,509.87		

\* For security and privacy reasons, the name of the contractor is not displayed when it includes the name of an individual.

AGENCY	Location of Supplier	Name of Contractor	Description of Services	# Contracts	Total Value of Contracts (USD)
	<b>FAO continued</b>				
	Bangladesh	Name withheld for security reasons*	Irrigation system construction service	1	57,151.37
	Bangladesh	Name withheld for security reasons*	Irrigation system construction service	1	72,339.11
	Bangladesh	Name withheld for security reasons*	Mail and cargo transport	2	70,223.16
	Bangladesh	MADINA POLYMER INDUSTRIES LIMITED	Silo	1	216,994.85
	Bangladesh	Name withheld for security reasons*	Mail and cargo transport	1	63,331.17
	Bangladesh	Name withheld for security reasons*	Silo	1	73,596.11
	Bangladesh	MIZAN CONSTRUCTION LTD	Irrigation system construction service	1	131,652.63
	Bangladesh	MONALISA	Irrigation system construction service	1	100,572.72
	Bangladesh	NABABGONJ AGRO MACHINERIES INDUSTRIES LTD	Mail and cargo transport	1	31,923.00
	Bangladesh	NOOR CONSTRUCTION LTD.	Building and facility maintenance and repair services	2	155,792.06
	Bangladesh	RABBI ENTERPRISE	Building and facility maintenance and repair services	1	43,664.31
	Bangladesh	Research, Training and Management (RTM) International	Agricultural research services	1	35,497.04
	Bangladesh	SONALI ENTERPRISE	Mail and cargo transport	1	37,215.61
	Bangladesh	The Atlas Tradres	License or registration fee	1	38,211.38
	Bangladesh	VILLAGE EDUCATION RESOURCE CENTER (VERC)	Merchant marine vocational training services	1	73,648.12
	Barbados	SFA Communications Inc.	Publicity and marketing support services	1	30,000.00
	Belgium	CENTRE WALLON DE RECHERCHES AGRONOMIQUES CRA-W	Materials or product inspection	1	91,000.00
	Belgium	SITA (OFFICE IN FRANCE)	Satellite or earth communication systems services	1	680,000.00
	Belgium	VLAAMSE INSTELLING TECHNOLOGISCH ONDERZOEK NV (VITO NV)	Information retrieval systems	1	66,261.32
	Bolivia (Plurinational State of)	Name withheld for security reasons*	Mail and cargo transport	1	34,662.10
	Brazil	Name withheld for security reasons*	Statistics	1	229,889.67
	Brazil	DELOS ASSOCIADOS S/S Ltda	Professional procurement services	1	292,372.88
	Brazil	DUO DESIGN SERVICOS DE EDICAO GRAFICA LTDA ME	Editorial and Design and Graphic and Fine Art Services	1	40,368.99
	Brazil	ECOIDIEIA - COOPERATIVA DE SERVIÇOS E IDEIAS AMBIENTAIS	Forestry conservation services	1	73,798.18
	Brazil	FLYTOUR BUSINESS TRAVEL VIAGENS E TURISMO LTDA	Passenger transport	3	109,377.31
	Brazil	IEB - INSTITUTO INTERNACIONAL DE EDUCAÇÃO DO BRASIL	Forestry conservation services	2	248,411.74
	Brazil	NBL ENGENHARIA AMBIENTAL LTDA (BIOFLORA)	Forestry conservation services	1	143,909.91
	Brazil	PRIME BUREAU DE NEGOCIOS LTDA - ME	Logistics	1	36,721.93
	Brazil	SENOGRAFIA SENSORIAMENTO REMOTO LTDA	Agrarian reform or land settlement services	1	35,777.29
	Brazil	SETAG SERVICOS TECNICOS LTDA	Agrarian reform or land settlement services	1	465,100.00
	Brazil	SILVA E VENDRUSCOLO LTDA	Forestry	1	432,305.03
	Brazil	SILVA E VENDRUSCOLO LTDA	Statistics	1	228,193.98
	Brazil	TELLUS CONSULTORIA S/S LTDA	Forestry conservation services	1	101,047.70
	Burkina Faso	BMS INTERNATIONAL	Agricultural building construction services	1	31,133.20
	Burkina Faso	CGDF	Agricultural building construction services	1	30,857.00
	Burkina Faso	Ecof	Building and facility maintenance and repair services	1	35,227.77
	Burkina Faso	ENTBB	Agricultural building construction services	1	40,946.44
	Burkina Faso	ENTREPRISE YIDIA	Irrigation system construction service	1	58,348.29
	Burkina Faso	ETRACOM	Agricultural building construction services	1	38,060.47
	Burkina Faso	ETRACOM	Building and facility maintenance and repair services	1	41,509.54
	Burkina Faso	FAGECOF	Agricultural building construction services	1	49,109.96
	Burkina Faso	GSF	Agricultural building construction services	1	74,528.75
	Burkina Faso	MULTI-TC	Agricultural building construction services	1	68,242.50
	Côte d'Ivoire	SECURICOM	Safety and security system installation services	1	35,638.34
	Côte d'Ivoire	SOCIETE IVOIRIENNE DE SECURITE	Safety and security system installation services	1	30,684.00
	Côte d'Ivoire	YEMI ENTREPRISE	Building and facility maintenance and repair services	1	33,740.72
	Cambodia	ARUNA TECHNOLOGY LTD	Earth science services	1	34,136.00
	Cambodia	Name withheld for security reasons*	Irrigation system construction service	1	80,968.75
	Cambodia	IMAGE PRINTING	Reproduction services	1	69,536.67
	Cambodia	Name withheld for security reasons*	Business and corporate management consultation services	1	178,545.00
	Canada	INTERNATIONAL INSTITUTE FOR SUSTAINABLE DEVELOPMENT (IISD)	Public relations and professional communications services	1	44,583.00
	Canada	INTERNATIONAL INSTITUTE FOR SUSTAINABLE DEVELOPMENT (IISD)	Publicity and marketing support services	2	65,073.00
	Canada	MEDGATE INC	Database management system software maintenance	1	30,739.50
	Canada	SHL CANADA INC	Education and Training Services	3	810,537.00
	Chile	CHILECTRA SA	Electric utilities	1	33,000.00
	Chile	CHILECTRA SA	Utilities	1	59,940.36
	Chile	LEVEL 3 CHILE S.A.	Internet services	2	71,264.10
	Chile	PNUD	Building and facility maintenance and repair services	1	34,819.90
	Chile	PNUD	Building maintenance and repair services	2	79,522.86
	Chile	SERVICIO DE LIMPIEZA MECANIZADA SLIM SA	General building and office cleaning and maintenance services	1	46,161.42
	China	Beijing Housing Service Corporation for Diplomatic Missions	Lease and rental of property or building	2	105,310.67
	China	CHINESE ACADEMY OF AGRICULTURAL SCIENCES (CAAS)	Writing and translations	1	48,490.00
	China	INSTITUTE FOR THE CONTROL OF AGROCHEMICALS MINISTRY OF AGRICULTURE	Publishing	1	99,646.00
	China (Hong Kong)	PIC THIS LIMITED	Photographic services	2	84,616.57
	Colombia	CIFRAS Y CONCEPTOS S.A.	Marketing and distribution	1	48,890.24
	Colombia	CORPORACION PARA EL DESARROLLO AGRICOLA Y DE SERVICIOS AMBIENTALES	Forestry resources	1	37,641.56
	Colombia	INSTITUTO GEOGRAFICO AGUSTIN CODAZZI	Forestry resources	1	67,349.14
	Colombia	PONTIFICIA UNIVERSIDAD JAVERIANA	Feasibility studies or screening of project ideas	1	51,466.80
	Colombia	SOCIEDAD HOTELERA CALLE 74 LTDA	Hotels and motels and inns	1	48,706.09
	Dem. People's Rep. of Korea	KOREA HAERYANG TRADING CORPORATION	Agricultural building construction services	2	125,786.64
	Dem. People's Rep. of Korea	KOREA HAERYANG TRADING CORPORATION	Greenhouse	1	99,272.45
	Democratic Rep. of the Congo	ABS AVIATION SPRL	Mail and cargo transport	1	33,454.50
	Democratic Rep. of the Congo	BUREAU DE CONSTRUCTION ET METIER	Building and facility maintenance and repair services	1	36,280.57
	Democratic Rep. of the Congo	GRAND HOTEL DE KINSHASA	Banquet and catering services	1	42,537.85
	Democratic Rep. of the Congo	GROUPE LA COLOMBE Ong/Asbi - "GLC"	Building and facility maintenance and repair services	1	119,061.50
	Democratic Rep. of the Congo	JOSMA CONGO	Building and facility maintenance and repair services	2	88,432.15
	Democratic Rep. of the Congo	Organisation Internationale pour les Migrations "OIM"	Building and facility maintenance and repair services	2	236,794.28
	Denmark	BALTIC CONTROL LTD	Materials or product inspection	4	228,473.00
	Denmark	IMPLEMENT CONSULTING GROUP	Food and nutrition policy planning and programs	1	79,029.00
	Denmark	KUEHNE & NAGEL A/S	Mail and cargo transport	2	151,338.16
	Denmark	SCAN GLOBAL LOGISTICS A/S	Mail and cargo transport	1	89,793.39
	Djibouti	Entreprise CARTA	Irrigation system construction service	1	41,455.37
	Djibouti	Entreprise de Construction Générale	Irrigation system construction service	1	52,840.40
	Djibouti	Name withheld for security reasons*	Irrigation system construction service	1	42,658.20
	Djibouti	Entreprise SHAM Construction	Irrigation system construction service	1	44,299.43
	Djibouti	Entreprise SOFI	Irrigation system construction service	1	38,998.97
	Egypt	AMARANTE PYRAMIDS HOTEL	Hotels and motels and inns	1	41,391.42
	Egypt	Fairmont Nile City Cairo	Hotels and motels and inns	1	33,360.45
	Egypt	FALCON GROUP	Security and personal safety	1	33,181.18
	Ethiopia	AFAR WATER WORKS CONSTRUCTION ENTERPRISE	Development	1	240,511.86
	Ethiopia	AFAR WATER WORKS CONSTRUCTION ENTERPRISE	Irrigation system construction service	1	107,203.00
	Ethiopia	ALUSHA CAR RENT	Mail and cargo transport	1	56,002.55
	Ethiopia	GRACE CAR RENT	Transport conveyance rental or lease services	1	66,206.54
	Ethiopia	KIF Construction	Building and Facility Construction and Maintenance Services	1	128,617.55
	Ethiopia	KIF Construction	Building and facility maintenance and repair services	1	65,892.56
	Ethiopia	SIMBA PLC	General building and office cleaning and maintenance services	1	38,640.50
	Ethiopia	SOUTHERN RANGELANDS DEVELOPMENT UNIT (SORDU)	Water well drilling services	1	72,822.97
	Ethiopia	TADES TOUR AND TRAVEL AGENT	Mail and cargo transport	1	46,986.31
	Ethiopia	TADES TOUR AND TRAVEL AGENT	Transport conveyance rental or lease services	1	32,373.08
	European Countries	NSHP ARNENI P	Forestry conservation services	1	208,046.00
	France	ARS MEDIA SARL	Data services	1	57,000.00
	France	EUROP ASSISTANCE - IHS SERVICES SAS	Life and health and accident insurance	1	75,000.00
	France	G FERON E DE CLEBSATTEL	Building and Facility Construction and Maintenance Services	1	338,441.14
	France	G FERON E DE CLEBSATTEL	Building and facility maintenance and repair services	1	52,151.24
	France	G FERON E DE CLEBSATTEL	Prefabricated buildings and structures	1	346,509.93
	France	GERMICOPA SA	Mail and cargo transport	2	617,994.00
	France	MIDAIR	Crop protection	1	338,200.00
	France	NOVACOM SERVICES	Satellite or earth communication systems services	1	135,685.20
	France	NOVACOM SERVICES	Software or hardware engineering	1	30,122.12
	France	PROCOPTERE AVIATION	Crop protection	1	5,067,000.00
	France	SYSTRAN SA	Satellite or earth communication systems services	1	242,936.56
	Germany	CORNERSTONE ON DEMAND LTD	Education and Training Services	1	49,882.79
	Germany	UNTERNEHMENSBERATUNG DR KARB GMBH	Reproduction services	1	75,338.52
	Ghana	ACADEV COMPANY LIMITED	Building and Facility Construction and Maintenance Services	2	172,515.58
	Ghana	ALISA HOTELS	Hotels and motels and inns	1	32,925.90

\* For security and privacy reasons, the name of the contractor is not displayed when it includes the name of an individual.

AGENCY				Total Value of
	Location of Supplier	Name of Contractor	Description of Services	Contracts (USD)
	FAO continued			
Ghana		COMSYS GHANA LIMITED	Telecommunications media services	1 38,056.64
Ghana		ELECTRICITY COMPANY OF GHANA LTD	Utilities	1 42,127.44
Ghana		HIGH TRUST GHANA LTD	Building and Facility Construction and Maintenance Services	1 654,355.20
Ghana		IZMATRIX ( ARCHITECTS & DEVELOPMENT CONSULTANTS).	Building and Facility Construction and Maintenance Services	1 60,116.52
Ghana		OPENCONSULT GHANA LTD	Project management	1 78,611.54
Ghana		YUTEES SERVICES LTD	Security and personal safety	1 108,490.77
Greece		POLYECO SA	Environmental protection	1 1,508,603.00
Grenada		GRENADA GRAND BEACH RESORT	Hotels and motels and inns	1 52,161.78
Guinea-Bissau		GAPTEC	Architectural engineering	1 83,942.69
Guinea-Bissau		GUIESPAN	Building and Facility Construction and Maintenance Services	1 40,381.95
Haiti		BETRACO	Agricultural building construction services	2 110,920.91
Haiti		CEDER S A	Agricultural building construction services	1 85,130.53
Haiti		INSTITUT DE FORMATION DU SUD	Nutrition issues	1 34,302.30
Haiti		OLBWAD Services et Matériaux de Construction	Water resources development and oversight	1 51,071.76
Haiti		ROTHO S CONSTRUCTION	Agricultural building construction services	1 104,754.36
Haiti		SECONI	Agricultural building construction services	1 44,393.58
Haiti		SOCAP	Agricultural building construction services	2 210,161.18
Haiti		Name withheld for security reasons*	Lease and rental of property or building	1 30,000.00
Honduras		AFP ATLANTIDA	Insurance and retirement services	2 98,315.26
Hungary		IN-KAL ZRT	Guard services	1 50,781.19
Hungary		MAGYAR TELEKOM NYRT	Mobile communications services	1 38,955.29
India		Cox and Kings Ltd.	Management, Business Professionals, Administrative Services	1 44,000.00
India		NATIONAL COUNCIL FOR CEMENT AND BUILDING MATERIALS (INDIA)	Education and Training Services	1 62,700.00
India		SAFAL SOLUTIONS PVT LTD	Passenger transport	1 49,530.00
India		SIFY TECHNOLOGIES LTD	Education and Training Services	2 260,000.00
India		TRACK MANUFACTURING CO PVT LTD	Mail and cargo transport	1 54,780.00
India		VET HELPLINE INDIA PVT LTD	Agricultural research services	1 47,776.55
Indonesia		Name withheld for security reasons*	Medical science and research	1 31,327.51
Indonesia		Name withheld for security reasons*	Building and Facility Construction and Maintenance Services	1 41,638.79
Indonesia		UNDP REPRESENTATIVE IN INDONESIA	Building and facility maintenance and repair services	1 125,389.00
Ireland		INTUITION PUBLISHING LIMITED	Education and Training Services	1 313,483.68
Israel		MAKHTESHIM CHEMICAL WORKS LTD	Mail and cargo transport	1 95,680.00
Italy		A.T.I. SANITAL-PIEMONTE-LATECNICA	General building and office cleaning and maintenance services	3 4,461,013.19
Italy		AASTRA ITALIA SPA	Infrastructure maintenance and repair services	1 45,680.63
Italy		AASTRA ITALIA SPA	Specialized communication system services	1 41,898.88
Italy		ACEA ENERGIA SPA	Electric utilities	1 2,559,681.70
Italy		ACEA SPA	Water and sewer utilities	1 149,253.73
Italy		ALES 24 FACILITY SRL	Building and Facility Construction and Maintenance Services	7 305,013.88
Italy		ALES 24 SRL	Building and Facility Construction and Maintenance Services	1 43,079.26
Italy		AYNO VIDEOCONFERENZE SRL	Engineering and Research and Technology Based Services	1 46,277.17
Italy		AYS AT YOUR SERVICE	Mail and cargo transport	1 294,502.62
Italy		CANON ITALIA SPA	Office equipment rental or leasing services	2 128,359.01
Italy		CAPGEMINI ITALIA SPA	Management, Business Professionals, Administrative Services	1 59,782.61
Italy		CARLSON WAGONLIT ITALIA SRL	Education and Training Services	1 130,434.78
Italy		CARLSON WAGONLIT ITALIA SRL	Hotels and motels and inns	5 307,578.86
Italy		CARLSON WAGONLIT ITALIA SRL	Meeting facilities	3 159,337.04
Italy		CARLSON WAGONLIT ITALIA SRL	Travel agencies	1 115,727.51
Italy		CARLSON WAGONLIT ITALIA SRL	Travel facilitation	2 174,788.54
Italy		COLT TECHNOLOGY SERVICES SPA	Internet services	1 42,333.79
Italy		COLT TECHNOLOGY SERVICES SPA	Telecommunications media services	1 230,664.86
Italy		DHL EXPRESS (ITALY) SRL	Transportation and Storage and Mail Services	1 628,272.25
Italy		EDISCO SRL	Audio visual services	2 88,425.68
Italy		EDISCO SRL	Computer services	1 54,111.41
Italy		EGEA COMMERCIALE SRL	Electric utilities	1 386,483.12
Italy		ENGINEERING INGEGNERIA INFORMATICA SPA	Computer services	1 44,504.75
Italy		ENGINEERING INGEGNERIA INFORMATICA SPA	Database management system software maintenance	1 55,932.20
Italy		ENGINEERING INGEGNERIA INFORMATICA SPA	Software or hardware engineering	1 41,201.00
Italy		ENGINEERING INGEGNERIA INFORMATICA SPA	Temporary personnel services	3 119,655.71
Italy		Name withheld for security reasons*	Database management system software maintenance	1 66,962.86
Italy		Name withheld for security reasons*	Mainframe software applications design	1 49,253.73
Italy		Name withheld for security reasons*	Temporary personnel services	1 52,059.97
Italy		HEWLETT PACKARD ITALIANA SRL	Computer hardware maintenance support service	1 207,458.49
Italy		HITRAC ENGINEERING GROUP SRL	Air conditioning installation or maintenance or repair service	4 907,216.71
Italy		IMPACT ITALIA SRL	Education and Training Services	2 493,015.49
Italy		INAREA STRATEGIC DESIGN SRL	Situation and stakeholder analysis and communications planning services	1 61,954.02
Italy		INTERROUTE SPA	Internet services	1 31,200.00
Italy		IPS INTERNATIONAL NEWS AGENCY SCCARL (INTER PRESS SERVICE)	News and publicity services	2 193,979.06
Italy		IPS INTERNATIONAL NEWS AGENCY SCCARL (INTER PRESS SERVICE)	Photographers and cinematographers	1 50,000.00
Italy		ITALIA LOGISTICA SRL	Material handling services	1 170,157.07
Italy		ITALPROIM SRL	Fire protection system and equipment maintenance or repair service	1 40,705.56
Italy		KONE SPA	Building and facility maintenance and repair services	2 165,879.72
Italy		KPMG ADVISORY SPA	Business and corporate management consultation services	1 40,734.00
Italy		KPMG ADVISORY SPA	Software maintenance and support	1 40,077.00
Italy		KPMG ADVISORY SPA	Temporary personnel services	2 84,753.00
Italy		MICROSOFT SRL	Software maintenance and support	1 34,852.55
Italy		MITSA SRL	Air conditioning installation or maintenance or repair service	4 617,920.49
Italy		MOSAICO PRODUZIONI SRL	Audio visual services	1 40,000.00
Italy		ORACLE ITALIA SRL	Software maintenance and support	2 1,811,114.51
Italy		POSTE ITALIANE SPA - SEDE LAZIO	Transportation and Storage and Mail Services	1 366,492.15
Italy		PRICEWATERHOUSECOOPERS ADVISORY SPA	Business and corporate management consultation services	1 113,600.00
Italy		PROGE SOFTWARE SRL	Computer services	9 577,658.40
Italy		Progetto Sviluppo Ponti srl	Nonresidential building construction services	1 269,000.00
Italy		SOCIETA ITALIANA BREVETTI SPA (SIB SPA)	Legal services	1 34,437.09
Italy		SOFTLAB SPA	Computer services	13 600,505.09
Italy		SOFTWAY SRL	Software maintenance and support	1 47,322.00
Italy		STYLE FOOD SRL	Banquet and catering services	1 43,050.85
Italy		SUISSEGAS ITALIA SPA	Oil and gas utilities	1 190,217.39
Italy		SWISS POST INTERNATIONAL	Postal and small parcel and courier services	1 36,459.11
Italy		SWISS POST SOLUTIONS SPA	Postal and small parcel and courier services	1 46,357.62
Italy		TELECOM ITALIA SPA	Internet services	2 106,730.21
Italy		TELECOM ITALIA SPA	Telecommunications media services	2 121,538.21
Italy		TELECONSULT SRL	Transportation and Storage and Mail Services	1 69,385.00
Italy		UNITED NATIONS SYSTEM STAFF COLLEGE (UNSSC)	Education and Training Services	1 32,500.00
Italy		VODAFONE OMNITEL N.V.	Telecommunications media services	6 435,269.04
Italy		WORLD FOOD PROGRAMME (WFP)	Mail and cargo transport	1 347,528.71
Italy		WURTH SRL	Electric utilities	1 66,313.00
Italy		XEROX ITALIA RENTAL SERVICES SRL (XIRES SRL)	Office equipment rental or leasing services	6 725,966.47
Italy		ZANZI SERVIZI SPA	Electrical system services	2 119,229.97
Italy		ZANZI SERVIZI SPA	Safety and security system installation services	2 205,618.05
Jamaica		AL Construction	Agricultural building construction services	1 51,698.46
Jamaica		AL Construction	Building and Facility Construction and Maintenance Services	1 51,698.46
Jordan		AL-OUA EVENTS AND CONFERENCES SERVICES	Meeting facilities	1 43,220.00
Jordan		LE MERIDIEN AMMAN HOTEL	Hotels and motels and inns	1 113,972.03
Jordan		SECURITAS MIDDLE EAST AND AFRICA JORDAN PCS	Security and personal safety	1 33,779.66
Jordan		Name withheld for security reasons*	Lease and rental of property or building	1 60,000.00
Kenya		Bluewaves Trading & Logistics Ltd.	Mail and cargo transport	1 62,000.00
Kenya		Bubal Investments Co Ltd	Agricultural building construction services	1 439,958.20
Kenya		CLIMATE CARE LIMITED	Feasibility studies or screening of project ideas	1 98,075.50
Kenya		EAGLE VET KENYA LIMITED	Mail and cargo transport	1 41,245.48
Kenya		JUBALAND TRADING CO. LTD	Mail and cargo transport	1 55,900.00
Kenya		KENYA AGRICULTURAL COMMODITY EXCHANGE LTD	Information Technology Service Delivery	1 44,000.00
Kenya		KENYA BROADCASTING CORPORATION	Media placement and fulfillment	1 40,310.08
Kenya		KENYA BROADCASTING CORPORATION	Radio services	1 109,176.26
Kenya		KENYA KAZI LTD	Guard services	1 35,381.20
Kenya		KUEHNE & NAGEL LTD	Air cargo transport	1 99,900.00

\* For security and privacy reasons, the name of the contractor is not displayed when it includes the name of an individual.



AGENCY	Location of Supplier	Name of Contractor	Description of Services	# Contracts	Total Value of Contracts (USD)
	<b>FAO continued</b>				
	Kenya	MAANZONI LODGE LTD	Hotels and motels and inns	1	32 893.98
	Kenya	Metrovet (Kenya) Limited	Mail and cargo transport	1	160 863.50
	Kenya	MILELE FM LTD-SC	Media placement and fulfillment	1	36 732.26
	Kenya	NATURAL CAPITAL	Environmental Services	1	91 929.73
	Kenya	OCRA COMPANY LTD	Water resources development and oversight	1	33 275.58
	Kenya	OLE - SERENI HOTEL	Hotels and motels and inns	1	33 278.00
	Kenya	Peak Trading & Logistics Ltd.	Specialized communication system services	1	45 350.00
	Kenya	Rural Distributors Enterprises LTD.	Mail and cargo transport	1	399 079.77
	Kenya	Scriptx Consulting Limited	Livestock industry	1	52 840.00
	Kenya	UNIVERSITY OF NAIROBI	Agricultural research services	1	67 410.00
	Kenya	WESTERN APPROPRIATE TECHNOLOGY	Grains and sugar and oils and fat processing	1	31 120.00
	Kuwait	UNITED NATIONS ASSISTANCE MISSION FOR IRAQ (UNAMI)	Security and personal safety	1	38 894.00
	Kyrgyzstan	Name withheld for security reasons*	Lease and rental of property or building	1	30 000.00
	Kyrgyzstan	SECURITY ASSOCIATED LTD	Security and personal safety	1	42 000.00
	Kyrgyzstan	SEMTEC LTD	Software or hardware engineering	1	45 200.00
	Lebanon	UNIFERT SAL	Mail and cargo transport	1	50 723.70
	Lesotho	LIGHTHOUSE CORPORATE COMMUNICABLE	Printing	1	60 929.51
	Lesotho	VODACOM LESOTHO	Telecommunications media services	1	48 869.88
	Madagascar	EVASION SANS FRONTIERE (ESF)	Travel and Food and Lodging and Entertainment Services	1	39 571.76
	Mali	AFRICARE MALI	Development	1	53 970.00
	Mali	Entreprise Bamakoise de Construction	Building and Facility Construction and Maintenance Services	1	38 785.99
	Mali	Entreprise Bamakoise de Construction	Marine construction services	1	37 861.23
	Mali	Entreprise Mallenne de Construction	Building and Facility Construction and Maintenance Services	1	37 861.23
	Mali	Entreprise Mallenne de Construction	Irrigation system construction service	1	36 817.25
	Mali	Entreprise Matériaux et Construction	Agricultural building construction services	1	117 467.23
	Mali	Fondation ICCO	Development	1	53 970.00
	Mali	IBAH Travaux	Marine construction services	1	34 931.99
	Mali	ISLAMIC RELIEF MALI	Development	1	53 970.00
	Mali	NT&M	Agricultural building construction services	1	94 808.58
	Mali	PLAN INTERNATIONAL MALI	Development	2	88 823.98
	Mali	SAKE CONSTRUCTION	Agricultural building construction services	1	56 646.64
	Mali	Name withheld for security reasons*	Mail and cargo transport	1	46 152.19
	Mauritania	EMF-TRAVAUX	Building and Facility Construction and Maintenance Services	2	173 363.69
	Mauritania	GLOBAL TECHNICS	System installation service	1	32 346.55
	Mauritania	MAURITEL S.A	Telecommunications media services	2	65 208.00
	Mauritius	EVENT STRATEGY LTD	Audio visual services	1	35 121.32
	Mauritius	WARRIOR SECURITY LIMITED	Guard services	1	69 000.00
	Mexico	Name withheld for security reasons*	Lease and rental of property or building	3	175 912.84
	Mexico	CATRISKMEXICO SC	Risk management consultation service	1	31 843.14
	Mexico	CONSORCIO VERACRUZ	Silo	1	67 825.00
	Mexico	HOTELES SHERATON S DE RL DE CV	Meeting facilities	1	67 852.52
	Mexico	INMOBILIARIA TOLTECA SA	Lease and rental of property or building	1	37 895.25
	Morocco	HOTEL GOLDEN TULIP FARAH	In person language interpretation services	1	32 664.08
	Morocco	SIGMA TECHNOLOGIES	Photographers and cinematographers	1	44 322.17
	Mozambique	HOTEL AVENIDA	Hotels and motels and inns	1	39 764.49
	Mozambique	KEYSHA EVENTOS E SERVIÇOS, E.I	Banquet and catering services	1	40 883.96
	Nepal	RADISSON HOTEL	Hotels and motels and inns	1	44 237.74
	Netherlands	METEO CONSULT BV	Satellite or earth communication systems services	1	31 895.00
	Nicaragua	CONSTRUCCIONES OLIVAS S.A	Building and Facility Construction and Maintenance Services	1	122 842.34
	Nicaragua	Name withheld for security reasons*	Agricultural building construction services	3	98 215.96
	Niger	CNLA (Centre National de Lutte Antiacridienne)	Market research	1	75 262.63
	Niger	Entreprise ENICO	Irrigation system construction service	1	40 375.18
	Niger	Name withheld for security reasons*	Irrigation system construction service	1	45 508.38
	Niger	Name withheld for security reasons*	Irrigation system construction service	1	36 261.48
	Niger	Name withheld for security reasons*	Agricultural building construction services	1	56 894.93
	Niger	Name withheld for security reasons*	Irrigation system construction service	1	32 323.57
	Niger	Name withheld for security reasons*	Irrigation system construction service	1	40 927.33
	Niger	Name withheld for security reasons*	Irrigation system construction service	1	41 460.16
	Niger	Name withheld for security reasons*	Irrigation system construction service	1	49 219.77
	Niger	Name withheld for security reasons*	Irrigation system construction service	1	36 498.91
	Niger	KAANI COOPERATIVE D'EPARGNE ET DE CREDIT	Financial and Insurance Services	1	441 309.84
	Niue	STANS CONTRACTOR	Building and Facility Construction and Maintenance Services	1	37 576.18
	Norway	INSTITUTE OF MARINE RESEARCH (IMR)	Ecosystems protection services	1	583 500.00
	Oman	GARDEN HOTEL LLC	Hotels and motels and inns	1	32 345.16
	Pakistan	Name withheld for security reasons*	Silo	1	42 607.67
	Pakistan	APEX Consulting Pakistan	Land surveying	2	186 871.47
	Pakistan	MARGALLA INCUBATORS CO	Prefabricated farm buildings and structures	1	35 507.57
	Pakistan	Name withheld for security reasons*	Agricultural building construction services	1	95 111.64
	Pakistan	WWF PAKISTAN	Fishing technology services	2	105 469.35
	Pakistan	ZAWAR CONSTRUCTION	Building and Facility Construction and Maintenance Services	1	52 433.63
	Pakistan	ZAWAR CONSTRUCTION	Nonresidential building construction services	1	52 809.27
	Panama	INEDIT	Mass communication services	1	36 000.00
	Philippines	AC PRINTS LARGE FORMAT PRINTING SERVICE	Reproduction services	1	58 335.78
	Philippines	RC MON PRINTING SERVICES	Reproduction services	1	59 327.08
	Philippines	ULTIMATE FREIGHT LOGISTICS, INC.	Mail and cargo transport	6	459 628.04
	Russian Federation	Name withheld for security reasons*	Publishing	1	96 300.00
	Rwanda	Name withheld for security reasons*	Lease and rental of property or building	1	50 400.00
	Saudi Arabia	Name withheld for security reasons*	Lease and rental of property or building	1	42 000.00
	Saudi Arabia	Name withheld for security reasons*	Specialized trade construction and maintenance services	1	51 466.67
	Saudi Arabia	Name withheld for security reasons*	Building and facility maintenance and repair services	1	98 693.33
	Saudi Arabia	Name withheld for security reasons*	General building and office cleaning and maintenance services	1	60 800.00
	Saudi Arabia	Name withheld for security reasons*	Meeting facilities	1	31 120.00
	Saudi Arabia	TRAINERS CIRCLES	Education and Training Services	1	98 946.40
	Senegal	Name withheld for security reasons*	Agricultural building construction services	1	37 493.11
	Senegal	Name withheld for security reasons*	Water well drilling services	2	137 418.35
	Senegal	COGECIR	Agricultural building construction services	1	83 704.57
	Senegal	GIE HYDRO TECHNIQUES ET COMPOSITES	Building and facility maintenance and repair services	1	30 843.93
	Senegal	SECODIS	Agricultural building construction services	1	48 936.15
	Sierra Leone	BUSINESS ENGINEERING SCIENCE AND TECHNOLOGY	Education and Training Services	1	41 937.00
	Singapore	ESCO MICRO PTE LTD	Machine installation and maintenance and repair services	1	51 680.00
	Somalia	Name withheld for security reasons*	Lease and rental of property or building	1	36 000.00
	Somalia	Name withheld for security reasons*	Lease and rental of property or building	1	84 000.00
	Somalia	BILMARK GROUPS LIMITED	Building and facility maintenance and repair services	2	604 689.14
	Somalia	DAHABSHIL COMPANY LIMITED	Funds transfer and clearance and exchange services	6	291 055.00
	Somalia	DAHABSHIL COMPANY LIMITED	Land and soil preparation and management and protection	1	30 060.00
	Somalia	Daluroon Construction and Trading Company	Agricultural building construction services	1	76 125.51
	Somalia	Daluroon Construction and Trading Company	Irrigation system construction service	1	96 542.30
	Somalia	DALUROON Construction and trading Company Somalia	Agricultural building construction services	1	76 125.51
	Somalia	HORSE CENTRAL SERVICES CO.	Nonresidential building construction services	1	160 255.00
	Somalia	KULMIYE GENERAL SERVICES LIMITED	Lease and rental of property or building	2	284 100.00
	Somalia	Mandhow Restaurant Hotel and Caterings	Banquet and catering services	1	34 680.00
	Somalia	MIZAN CONSTRUCTION & TRADING COMPANY	Nonresidential building construction services	1	120 948.50
	Somalia	Nasteex Civil Engineering Company	Irrigation system construction service	1	35 078.00
	Somalia	Nasteex Construction Contracting Company Ltd.	Building and facility maintenance and repair services	1	154 222.00
	Somalia	Name withheld for security reasons*	Lease and rental of property or building	1	56 800.00
	Somalia	OSOBLE CONSTRUCTION CO.	Nonresidential building construction services	1	72 311.00
	Somalia	Physical Risk Solutions Limited	Security and personal safety	1	140 259.00
	Somalia	QUDUS GENERAL TRADING & CONSTRUCTION CO.	Building and Facility Construction and Maintenance Services	1	79 980.50
	Somalia	QUDUS GENERAL TRADING & CONSTRUCTION CO.	Nonresidential building construction services	1	186 060.58
	Somalia	Raage Construction Company	Nonresidential building construction services	1	101 879.50
	Somalia	RED SEA DISTRIBUTION COMPANY	Irrigation system construction service	1	206 500.00
	Somalia	SHABELLE IRRIGATION&CONSTRUCTION COMPANY	Irrigation system construction service	1	209 825.60
	Somalia	Shaqodoon Organization	Telecommunications media services	1	30 920.00
	Somalia	TAWHID ENGINEERING AND CONSTRUCTION COMP	Irrigation system construction service	1	142 088.00
	Somalia	TAWHID ENGINEERING AND CONSTRUCTION COMP	Specialized trade construction and maintenance services	1	87 085.00

\* For security and privacy reasons, the name of the contractor is not displayed when it includes the name of an individual.

## 2013 | Major contracts for services and works by UN organization

AGENCY	Location of Supplier	Name of Contractor	Description of Services	# Contracts	Total Value of Contracts (USD)
	<b>FAO continued</b>				
	Somalia	WARSAME SAEED CONSTRUCTION COMPANY (WSSC)	Nonresidential building construction services	1	103,125.26
	Somalia	Name withheld for security reasons*	Silo	1	78,000.00
	South Africa	BIRCHWOOD HOTEL & OR TAMBO CONFERENCE CENTRE	Meeting facilities	1	37,000.00
	South Africa	HPG ADVERTISING	Printing	1	83,595.60
	South Africa	THETA GRAPHICS & PRINT	Reproduction services	1	49,571.17
	South Sudan	EQUATORIA HOLDINGS CO.	General building and office cleaning and maintenance services	1	59,595.96
	South Sudan	EUROCHAMP LTD	Prefabricated buildings and structures	1	64,950.00
	South Sudan	UAP INSURANCE SOUTH SUDAN LTD	Insurance services for structures and property and possessions	1	51,526.00
	South Sudan	WORLD FOOD PROGRAMME (WFP)	Mail and cargo transport	1	39,563.22
	South Sudan	WORLD FOOD PROGRAMME (WFP)	Passenger transport	1	90,000.00
	Sri Lanka	A R Construction	Agricultural building construction services	1	52,067.38
	Sri Lanka	Ancheneeye Construction	Infrastructure maintenance and repair services	1	65,291.32
	Sri Lanka	JATHUR ENTERPRISE	Infrastructure maintenance and repair services	6	323,345.24
	Sri Lanka	K.P.K. Construction Works	Infrastructure maintenance and repair services	1	45,012.50
	Sri Lanka	M.S.P. LANKA CENTRE ENGINEERING	Infrastructure maintenance and repair services	1	30,003.14
	Sri Lanka	M.S.S. Construction	Irrigation system construction service	1	31,216.96
	Sri Lanka	MAMIL CIVIL ENGINEERING CONSTRUCTION	Infrastructure maintenance and repair services	1	32,550.61
	Sri Lanka	Mary Construction Engineer and Contractors	Infrastructure maintenance and repair services	1	30,639.07
	Sri Lanka	NEEDS ENGINEERING CONSTRUCTION	Infrastructure maintenance and repair services	1	31,027.85
	Sri Lanka	Omega Civil Engineering	Infrastructure maintenance and repair services	1	40,179.10
	Sri Lanka	S.D.I.ENGINEERING	Infrastructure maintenance and repair services	2	72,714.72
	Sri Lanka	Wasana Contractors	Agricultural building construction services	1	85,299.67
	Sri Lanka	Wasana Contractors	Infrastructure maintenance and repair services	1	40,916.60
	Palestine (State of)	ALKINA COMPANY FOR GENERAL TRADING AND CONTRACTING	Irrigation system construction service	1	67,378.55
	Palestine (State of)	ALKINA COMPANY FOR GENERAL TRADING AND CONTRACTING	Water well drilling services	1	49,641.00
	Palestine (State of)	Name withheld for security reasons*	Irrigation	1	183,346.20
	Palestine (State of)	Name withheld for security reasons*	Fisheries and aquaculture	1	95,224.95
	Palestine (State of)	ELKHAESI COMPANY FOR INDUSTRY, GENERAL TRADING & CONTRACTING	Irrigation	1	60,760.00
	Palestine (State of)	MOUNT GREEN OLIVES COMPANY FOR AGRICULTURAL MARKETING (MGO)	Rural development	1	455,600.00
	Palestine (State of)	Name withheld for security reasons*	Highway and road construction services	1	98,000.00
	Palestine (State of)	Name withheld for security reasons*	Highway and road construction services	1	254,308.28
	Swaziland	Name withheld for security reasons*	Irrigation system construction service	1	329,722.81
	Swaziland	AKUSE CONSTRUCTION (PTY) LTD	Irrigation system construction service	1	1,013,503.05
	Swaziland	HEPTAGON CIVILS (PTY) LTD	Irrigation system construction service	1	879,514.92
	Swaziland	Knight Piesold Consulting	Agricultural building construction services	1	73,952.45
	Swaziland	MURDOCH GREEN PARTNERSHIP	Professional engineering services	1	48,865.93
	Swaziland	WILMO INVESTMENT	Irrigation system construction service	1	167,335.50
	Switzerland	ALLIANZ SUISSE	Insurance and retirement services	1	253,171.00
	Switzerland	EGON ZEHNDER INTERNATIONAL (SUISSE) SA	Education and Training Services	1	80,000.00
	Switzerland	GLOBAL TRADE INFORMATION SERVICES INC	Data services	1	50,271.74
	Switzerland	INTERNATIONAL COMPUTING CENTRE	Computer services	1	187,730.00
	Switzerland	ORTEC FINANCE	Banking and investment	1	104,302.48
	Switzerland	UN OFFICE AT GENEVA (UNOG)	Lease and rental of property or building	1	49,740.98
	Thailand	COMMU PRODUCTS CO LTD	General building and office cleaning and maintenance services	1	80,305.88
	Thailand	ISEC DEVELOPMENT	Temporary personnel services	1	48,833.89
	Thailand	NAI LERT PARK HOTEL CO., LTD.	Meeting facilities	1	33,852.27
	Thailand	PROPERTY CARE SERVICES (THAILAND) LTD	Security and personal safety	2	98,932.07
	Thailand	ROYAL ORCHID HOTEL (THAILAND) PUBLIC CO LTD	Hotels and motels and inns	1	30,868.17
	Thailand	THE ERAWAN GROUP PLC	Hotels and motels and inns	1	33,043.20
	Thailand	V-WIZARD CO LIMITED	Building and facility maintenance and repair services	1	41,528.60
	Togo	TOGO TELECOM	Internet services	1	47,399.00
	Turkey	INTERNATIONAL AGRICULTURAL RESEARCH AND TRAINING CENTER	Education and Training Services	1	36,620.02
	Turkey	Name withheld for security reasons*	Security and personal safety	1	33,851.64
	Turkey	Name withheld for security reasons*	Meeting facilities	1	34,034.62
	Turkey	Name withheld for security reasons*	Building and facility maintenance and repair services	1	53,772.07
	Uganda	AGRINET UGANDA LIMITED	Marketing and distribution	1	40,482.61
	Uganda	INFOCOM UGANDA	Internet services	1	32,568.00
	Uganda	ZOA UGANDA	Garden planting or maintenance services	1	49,532.71
	United Arab Emirates	GEOPOLICITY INC	Agricultural institutions organization or management services	2	333,944.00
	United Arab Emirates	Sharaf Travel	Hotels and motels and inns	1	32,180.78
	United Arab Emirates	STANLEY CONSULTANTS INC.	Drainage services	1	64,100.00
	United Kingdom	AA INTERNATIONAL LTD	Education and Training Services	1	60,310.00
	United Kingdom	CORNERSTONE ON DEMAND LTD	Education and Training Services	1	167,119.56
	United Kingdom	FLOODED CELLAR PRODUCTIONS LIMITED	Editorial and Design and Graphic and Fine Art Services	1	43,308.34
	United Kingdom	FLOODED CELLAR PRODUCTIONS LIMITED	Photographic services	1	67,025.81
	United Kingdom	GALLUP INC	Statistics	1	1,935,000.00
	United Kingdom	HESCO BASTION LTD	Defense buildings and structures	2	176,434.82
	United Kingdom	IMA INTERNATIONAL LTD	Education and Training Services	1	36,977.46
	United Kingdom	MARSH UK LTD	Car or truck insurance	1	117,890.50
	United Kingdom	MARSH UK LTD	Financial and Insurance Services	1	48,760.00
	United Kingdom	MRAQ LTD	Farming and Fishing and Forestry and Wildlife Contracting Services	1	720,719.43
	United Kingdom	OVERSEAS DEVELOPMENT INSTITUTE (ODI)	Disaster preparedness and relief	1	214,647.00
	United Kingdom	Oxford Policy Management Ltd	Agricultural research services	1	334,454.00
	United Kingdom	READING ROOM LTD	World wide web WWW site design services	1	51,400.00
	United Kingdom	SHEARGOLD LIMITED	Mail and cargo transport	1	44,480.00
	United Kingdom	SKYVISION GLOBAL NETWORKS LTD	Telecommunications media services	1	41,260.00
	United Kingdom	UNIVERSITY OF WOLVERHAMPTON	Education and Training Services	1	35,559.69
	United Kingdom	VEOLIA ENVIRONMENTAL SERVICES	Environmental protection	3	1,129,851.00
	United Kingdom	WILLIS LIMITED	Cargo insurance	1	50,000.00
	United Republic of Tanzania	AVAE ENGINEERING WORKS	Marine construction services	3	154,903.43
	United Republic of Tanzania	WHITE SANDS HOTEL AND RESORT LTD	Hotels and motels and inns	1	61,432.52
	United States of America	A2F CONSULTING LLC	Agricultural research services	1	49,600.00
	United States of America	BOIKGANTSHO CONSULTING & EVENTS CC	Education and Training Services	1	306,690.52
	United States of America	CAPTION FIRST	Editorial and support services	1	35,000.00
	United States of America	CIPHERPOINT SOFTWARE INC	Computer or network or internet security	1	35,000.00
	United States of America	EMERGING MARKETS COMMUNICATIONS INC	Satellite or earth communication systems services	4	512,312.49
	United States of America	ENCOMPASS LLC	Education and Training Services	2	420,845.00
	United States of America	ENVIRONMENTAL SYSTEMS RESEARCH INSTITUTE INC (ESRI)	Computer services	1	51,280.00
	United States of America	GALLUP INC	Statistics	1	186,700.00
	United States of America	HUDSON ETHICS CONSULTING LLC	Business and corporate management consultation services	1	34,521.80
	United States of America	Indian Ocean Properties, LLC	Lease and rental of property or building	2	127,400.00
	United States of America	TF CORNERSTON INC.	Lease and rental of property or building	1	244,764.64
	United States of America	UNITED NATIONS	Computer services	1	40,200.00
	United States of America	UNITED NATIONS	Lease and rental of property or building	1	252,483.00
	United States of America	V&S FLORESTAS E SUSTENTABILIDADE LTDA	Statistics	1	254,664.11
	Viet Nam	Saigon Tourist Da Nang Company	Travel agents	1	35,878.04
	Viet Nam	Name withheld for security reasons*	Market research	1	41,553.59
	Viet Nam	UN-REDD Phase II Programme	Data services	1	179,855.09
	Zambia	Sogecoa Zambia Golden Peacock Hotel	Hotels and motels and inns	1	33,565.54
	Zimbabwe	LACHO INVESTMENTS T A ACL HOLDINGS	Farm products warehousing	1	34,438.40
	Zimbabwe	LIQUID TELECOMMUNICATIONS LIMITED	Internet services	1	47,547.50
	Zimbabwe	TETRAD E-MALI	Farming and Fishing and Forestry and Wildlife Contracting Services	1	132,119.47
	Zimbabwe	TROUTBECK RESORT HOTEL	Hotels and motels and inns	1	33,214.77
	Zimbabwe	ZIMNAT LION INSURANCE	Farming and Fishing and Forestry and Wildlife Contracting Services	1	40,640.00
	<b>IAEA</b>				
	Albania	Albanian Institute of Public Health	Building maintenance and repair services	1	36,540.00
	Algeria	United Nations Development Program	Professional engineering services	10	494,014.28
	Argentina	Panamerican Hotels and Resorts	Travel agencies	1	80,684.68
	Argentina	PLAZA SAN MARTIN TOWER S.A.	Commercial or industrial facility rental	1	51,380.13
	Argentina	United Nations Development Program	Professional engineering services	1	38,463.99
	Armenia	Armenian Scientific Research Institute for NPP Operation - ARMATOM	Computer programmers	1	72,980.13
	Australia	University of Western Australia	Engineering and Research and Technology Based Services	1	38,905.96
	Austria	A1 Telekom Austria AG	Building maintenance and repair services	2	110,027.02
	Austria	A1 Telekom Austria AG	Telecommunication Services	7	1,569,406.13
	Austria	ACP IT Solutions GmbH	Building maintenance and repair services	2	73,059.10

\* For security and privacy reasons, the name of the contractor is not displayed when it includes the name of an individual.

AGENCY	Location of Supplier	Name of Contractor	Description of Services	# Contracts	Total Value of Contracts (USD)
	<b>IAEA continued</b>				
	Austria	ACP IT Solutions GmbH	Education and Training Services	1	43,795.70
	Austria	Allianz Elementar Versicherungs	Insurance and retirement services	1	37,879.50
	Austria	American Express Bank Austria GmbH (AMEX air tickets)	Travel agencies	22	807,090.69
	Austria	AMEX EXPORT-IMPORT Ges.m.b.H.	Oceanography and hydrology	2	69,752.85
	Austria	Austrian Institute of Technology AIT	International relations and cooperation	3	2,218,543.05
	Austria	AV Professional Herbert Hietler GmbH	Computer hardware rental or leasing services	1	30,953.88
	Austria	BACHER SYSTEMS EDV GmbH	Building maintenance and repair services	1	44,895.54
	Austria	CANON Austria GmbH	Computer hardware rental or leasing services	2	313,887.26
	Austria	Name withheld for security reasons*	General building and office cleaning and maintenance services	1	61,855.63
	Austria	DHL Express (Austria) GmbH	Building maintenance and repair services	1	59,602.65
	Austria	Name withheld for security reasons*	Building and Facility Construction and Maintenance Services	2	372,835.49
	Austria	Name withheld for security reasons*	Building maintenance and repair services	4	207,886.47
	Austria	Name withheld for security reasons*	Professional engineering services	1	98,626.29
	Austria	Energieallianze Austria GmbH	Building and Facility Construction and Maintenance Services	1	543,046.36
	Austria	Ernst and Young Wirtschaftsprüfungsgesellschaft mbH	Management, Business Professionals, Administrative Services	1	192,715.23
	Austria	G4S Security Systems GmbH	Building maintenance and repair services	2	69,208.79
	Austria	G4S Security Systems GmbH	Safety and security system installation services	3	760,489.34
	Austria	GARTNER AUSTRIA GMBH	Computer programmers	1	30,423.84
	Austria	GARTNER AUSTRIA GMBH	Professional engineering services	1	96,291.39
	Austria	Horizon GmbH	Computer hardware rental or leasing services	1	112,052.98
	Austria	Hotel Schloss Weikersdorf	Commercial or industrial facility rental	1	175,329.27
	Austria	IBM Osterreich Internationale Bueromaschinen GmbH	Building maintenance and repair services	1	254,609.75
	Austria	Name withheld for security reasons*	Building and Facility Construction and Maintenance Services	1	3,105,960.26
	Austria	Name withheld for security reasons*	Building maintenance and repair services	1	86,353.25
	Austria	Name withheld for security reasons*	Management, Business Professionals, Administrative Services	1	33,435.43
	Austria	International Atomic Energy Agency IAEA	International relations and cooperation	1	46,357.62
	Austria	ISS Facility Services Ges.m.b.H.	General building and office cleaning and maintenance services	4	2,608,571.75
	Austria	JUST - LEITERN AKTIENGESELLSCHAFT	Building and Facility Construction and Maintenance Services	1	32,318.34
	Austria	Kapsch BusinessCom AG	Telecommunication Services	1	94,473.10
	Austria	MICROSOFT Ges.m.b.H.	Professional engineering services	2	90,190.73
	Austria	MIKLO Busunternehmen Dobrosavljevic KEG	Travel agencies	1	159,965.56
	Austria	Nuclear Engineering Seibersdorf GmbH	Building maintenance and repair services	2	120,953.40
	Austria	Oracle Austria GmbH	Building maintenance and repair services	2	154,602.65
	Austria	Oracle Austria GmbH	Management, Business Professionals, Administrative Services	1	32,052.98
	Austria	Porr Bau GmbH	Building and Facility Construction and Maintenance Services	6	4,044,050.83
	Austria	RICOH Austria GmbH	Computer hardware rental or leasing services	1	63,226.49
	Austria	SCHMIDBERGER ELEKTRO Ges.m.b.H.	Building maintenance and repair services	2	104,635.76
	Austria	Spring Global Mail	Building maintenance and repair services	1	39,735.10
	Austria	Swietelsky BaugesmbH	Building and Facility Construction and Maintenance Services	2	1,236,341.22
	Austria	Technische Universität Wien - Atominstitut der A-streichischen Universitäten (A)	Professional engineering services	1	82,847.68
	Austria	TECHWORK Data GmbH	Software or hardware engineering	1	37,192.05
	Austria	Thermo Fisher Scientific Messtechnik GmbH	Building maintenance and repair services	1	77,562.78
	Austria	Thermo Fisher Scientific Messtechnik GmbH	Oceanography and hydrology	1	30,741.50
	Austria	UNIQA Sachversicherung AG	Insurance and retirement services	1	59,387.07
	Austria	United Nations Industrial Development	Building maintenance and repair services	1	74,569.54
	Austria	United Nations Industrial Development	International relations and cooperation	11	18,984,067.54
	Austria	United Nations Office Vienna	Telecommunication Services	2	327,207.95
	Austria	UNOV	International relations and cooperation	9	13,801,830.26
	Austria	USECON The Usability Consultants GmbH	Professional engineering services	1	105,960.26
	Austria	Viking Direkt GesmbH	Building maintenance and repair services	1	119,205.30
	Austria	VISUMAT Service GmbH	Building maintenance and repair services	1	46,357.62
	Austria	VWR International GmbH AUS-USA	Oceanography and hydrology	2	125,541.20
	Austria	XEROX Austria GmbH	Computer hardware rental or leasing services	1	39,735.10
	Austria	XEROX Austria GmbH	Office equipment rental or leasing services	2	120,052.98
	Austria	Zurich	Insurance and retirement services	1	47,114.89
	Belarus	United Nations Development Program	Professional engineering services	1	171,904.01
	Belgium	BELGONUCLEAIRE	Nuclear waste treatment	1	78,686.09
	Belgium	SDV Belgium	Freight forwarders services	1	54,437.09
	Brazil	ABACC- Agencia Brasileira Argentina de Contabilidade e Controles de Materiais N	Building and Facility Construction and Maintenance Services	1	36,696.68
	Brazil	Ocupantes Consultoria Imobiliaria Ltda	Commercial or industrial facility rental	1	39,735.25
	Brazil	United Nations Development Program	Professional engineering services	1	31,194.70
	Canada	KINETRICS INTERNATIONAL INC	Education and Training Services	1	48,807.95
	Canada	Ontario Power Generation Inc.	Building maintenance and repair services	1	105,126.37
	China	United Nations Development Program	Professional procurement services	1	41,773.10
	Czech Republic	Name withheld for security reasons*	Professional engineering services	1	132,450.33
	Czech Republic	UJV Rez a.s.	Engineering and Research and Technology Based Services	1	31,258.28
	Czech Republic	UJV Rez a.s.	Professional engineering services	2	329,271.52
	Ethiopia	ABYSSINIAN Flight Services PLC.	Computer hardware rental or leasing services	1	125,165.56
	France	Cameca GmbH	Education and Training Services	1	43,973.51
	France	CAMPUS FRANCE	Professional engineering services	3	113,717.88
	France	CIS BIO INTERNATIONAL (Member of IBA)	Nuclear waste treatment	3	685,274.24
	France	COMMISSARIAT A L'ENERGIE ATOMIQUE (CEA)	Engineering and Research and Technology Based Services	1	44,018.54
	France	European Nuclear Safety Training and tutoring institute	Education and Training Services	1	95,364.24
	Georgia	Union Scientists for Development	Building maintenance and repair services	1	105,960.26
	Germany	Cameca GmbH	Building maintenance and repair services	1	154,966.89
	Germany	Fachhochschule Brandenburg University of Applied Sciences Institute for Security	Education and Training Services	1	283,046.36
	Germany	Gamma-Service Recycling GmbH	Nuclear waste treatment	1	299,337.75
	Germany	GBS Elektronik GmbH	Professional engineering services	1	48,476.82
	Germany	INFOTERRA GmbH	Photographers and cinematographers	1	198,675.50
	Germany	Karlsruher Institut fuer Technologie KIT - EGGENSTEIN-LEOP	Education and Training Services	1	117,086.09
	Germany	LABSCO Laboratory Supply Company GmbH&Co	Oceanography and hydrology	2	98,434.01
	Germany	LARSEN & TOUBRO INFOTECH LIMITED	Building maintenance and repair services	2	225,165.56
	Germany	LARSEN & TOUBRO INFOTECH LIMITED	Computer programmers	3	189,679.47
	Germany	LARSEN & TOUBRO INFOTECH LIMITED	Computer services	5	956,182.79
	Germany	LARSEN & TOUBRO INFOTECH LIMITED	Software or hardware engineering	1	118,675.50
	Germany	LGC Genomics GmbH	Engineering and Research and Technology Based Services	1	32,320.32
	Germany	Open Text Software GmbH	Computer programmers	1	32,503.31
	Germany	Polaris Software Lab GmbH	Software or hardware engineering	1	48,900.66
	Germany	URS Deutschland GmbH	Building and Facility Construction and Maintenance Services	3	242,279.58
	Germany	URS Deutschland GmbH	Feasibility studies or screening of project ideas	1	124,386.75
	Germany	WIPRO Limited	Software or hardware engineering	4	2,180,451.66
	Hungary	FALCO-SOPRON BUTOR KFT.	Building maintenance and repair services	1	69,589.40
	Hungary	Mirroron Ltd.	Building maintenance and repair services	1	81,192.05
	India	DATAMATICS GLOBAL SERVICES Ltd.	Computer programmers	3	1,483,088.73
	India	DATAMATICS GLOBAL SERVICES Ltd.	Software or hardware engineering	10	3,671,874.17
	India	e-ZEST Solutions Ltd.	Computer programmers	2	141,192.05
	India	e-ZEST Solutions Ltd.	Software or hardware engineering	11	1,363,920.54
	India	Office of the Comptroller and Auditor General of India	Management, Business Professionals, Administrative Services	1	123,841.06
	India	Thirdware Global Services	Computer programmers	1	131,456.95
	India	Thirdware Global Services	Software or hardware engineering	3	485,496.69
	Italy	Abdus Salam International Centre for Theoretical Physics (ICTP)	International relations and cooperation	1	3,136,443.71
	Italy	Abdus Salam International Centre for Theoretical Physics (ICTP)	Professional engineering services	4	161,226.48
	Italy	Comecer S.P.A	Building maintenance and repair services	2	150,993.38
	Italy	E-GEOS	Building maintenance and repair services	1	40,022.52
	Italy	E-GEOS	Photographers and cinematographers	1	223,540.40
	Italy	Un System Staff College	Management, Business Professionals, Administrative Services	1	48,807.95
	Japan	JAPAN CONVENTION SERVICES, INC.	Internet services	1	36,110.26
	Japan	JAPAN CONVENTION SERVICES, INC.	Written translation services	3	328,352.84
	Japan	JAPAN NUCLEAR FUEL LIMITED	Building maintenance and repair services	1	176,158.94
	Japan	Name withheld for security reasons*	Commercial or industrial facility rental	1	392,455.46
	Japan	KANNO	Building and Facility Construction and Maintenance Services	1	38,329.96
	Japan	Kurihalant Co., Limited	Building and Facility Construction and Maintenance Services	1	39,031.22
	Kenya	United Nations Development Program	Professional procurement services	1	44,338.60
	Luxembourg	Advanced Logic Technology sa A- ALT sa	Oceanography and hydrology	1	76,768.21
	Malaysia	United Nations Development Program	Professional engineering services	3	274,361.33

\* For security and privacy reasons, the name of the contractor is not displayed when it includes the name of an individual.

## 2013 | Major contracts for services and works by UN organization

AGENCY	Location of Supplier	Name of Contractor	Description of Services	# Contracts	Total Value of Contracts (USD)
	<b>IAEA continued</b>				
	Malaysia	Name withheld for security reasons*	Building maintenance and repair services	1	98,814.57
	Mauritius	United Nations Development Program	International relations and cooperation	1	31,322.12
	Monaco	Boss Securite Privee	Building maintenance and repair services	2	119,763.91
	Monaco	Boss Securite Privee	International relations and cooperation	1	281,697.35
	Mongolia	National Cancer Centre	Building maintenance and repair services	2	153,973.51
	Morocco	United Nations Development Program	Professional engineering services	2	61,588.08
	Netherlands	EL SEVIER SCIENCE BV	Internet services	1	64,900.66
	Netherlands	Xelkon International B.V.	Computer hardware rental or leasing services	2	506,883.79
	Netherlands	Xelkon International B.V.	Office equipment rental or leasing services	1	56,451.54
	Nicaragua	Ministerio de Salud - Nicaragua	Building maintenance and repair services	1	151,768.08
	Pakistan	Karachi Nuclear Power Complex	Building maintenance and repair services	1	66,225.17
	Pakistan	National Engineering Services Pakistan	Management, Business Professionals, Administrative Services	1	130,167.87
	Pakistan	Technology Windows Enterprise	Building and Facility Construction and Maintenance Services	1	2,449,933.11
	Poland	AGH University of Science and Technology (AGH-UST); Faculty of Physics and Applied Computer Science	Oceanography and hydrology	1	65,430.46
	Russian Federation	Intellectual Mini Systems	Software or hardware engineering	1	55,947.02
	Russian Federation	Laboratory for Microparticle Analysis	Engineering and Research and Technology Based Services	2	556,655.63
	Russian Federation	SPC ASPECT	Safety and security system installation services	1	197,842.38
	Saudi Arabia	United Nations Development Program	Professional engineering services	2	71,248.72
	Senegal	Name withheld for security reasons*	Professional procurement services	1	127,152.32
	Senegal	Institut sénégalais de recherche agricole ISRA	Engineering and Research and Technology Based Services	1	52,980.13
	Senegal	Ministry of Livestock	Engineering and Research and Technology Based Services	1	66,225.17
	Slovakia	Scientica, s.r.o.	Building maintenance and repair services	2	137,748.34
	Slovenia	COLBYCO d.o.o.	Building maintenance and repair services	1	62,363.93
	Slovenia	Name withheld for security reasons*	Professional engineering services	1	314,701.99
	South Africa	NECSA - THE SOUTH AFRICAN NUCLEAR ENERGY CORPORATION	Professional engineering services	3	792,894.48
	South Africa	South African Nuclear Energy Corp. of South Africa NECSA	Professional engineering services	14	796,857.17
	South Africa	United Nations Development Program	Professional procurement services	1	31,885.84
	Spain	Name withheld for security reasons*	Feasibility studies or screening of project ideas	1	39,735.10
	Spain	Institut Catala d'Oncologia	Building maintenance and repair services	1	328,138.41
	Sudan	United Nations Development Program	Environmental impact assessment	1	70,027.17
	Sweden	ABEM Instrument AB	Oceanography and hydrology	1	124,300.32
	Switzerland	INTERNATIONAL LABOUR OFFICE GENEVA	International relations and cooperation	1	35,927.87
	Switzerland	Name withheld for security reasons*	Management, Business Professionals, Administrative Services	1	95,099.34
	Switzerland	The ecms Foundation	Building maintenance and repair services	1	304,635.76
	Switzerland	United Nations Internat.Computing Centre	Building maintenance and repair services	2	1,672,743.04
	Tunisia	ASARIT Ecole Nationale d'Ingénieurs de Sfax	Engineering and Research and Technology Based Services	1	33,483.44
	Turkey	FIVE EAST Ltd. Sti.	Computer programmers	2	97,483.45
	Turkey	FIVE EAST Ltd. Sti.	Computer services	1	66,225.17
	Ukraine	Aspect-Service, Ltd	Building maintenance and repair services	1	48,493.14
	Ukraine	United Nations Development Program	Professional procurement services	2	119,612.66
	United Arab Emirates	Arempa Intemational Limited FZE	Safety and security system installation services	1	135,693.77
	United Kingdom	AMETEK Advanced Measurement Technology	Building maintenance and repair services	1	47,324.24
	United Kingdom	British Council	Professional engineering services	3	149,189.18
	United Kingdom	BYG Systems Ltd.	Computer programmers	1	34,249.01
	United Kingdom	CROFT ASSOCIATES Ltd.	Freight forwarders services	1	40,564.13
	United Kingdom	Name withheld for security reasons*	Professional engineering services	1	98,165.56
	United Kingdom	Fitch Solution LTD	Management, Business Professionals, Administrative Services	1	47,335.10
	United Kingdom	HW Search and Selection Ltd	Software or hardware engineering	1	345,748.34
	United Kingdom	KINGS COLLEGE LONDON	Building maintenance and repair services	1	92,715.23
	United Kingdom	KINGS COLLEGE LONDON	Education and Training Services	1	132,402.65
	United Kingdom	King's College London (Centre for Science and Security Studies)	Engineering and Research and Technology Based Services	1	340,397.35
	United Kingdom	Leading Authorities International	Building maintenance and repair services	1	41,809.21
	United Kingdom	LEARNING TREE INTERNATIONAL Ltd.	Education and Training Services	1	33,040.15
	United Kingdom	Marsh Ltd	Insurance and retirement services	1	98,770.86
	United Kingdom	National Nuclear Laboratory	Engineering and Research and Technology Based Services	1	35,834.44
	United Kingdom	QA LTD	Education and Training Services	2	72,007.95
	United Kingdom	Sticky Change Ltd	Education and Training Services	1	31,787.76
	United Kingdom	SyntheSys Systems Engineers Limited	Education and Training Services	1	46,677.95
	United Kingdom	Tavcom Ltd.	Education and Training Services	1	31,912.33
	United Kingdom	The Corporate Executive Board Company	Management, Business Professionals, Administrative Services	1	36,026.49
	United Kingdom	Willis Limited	Insurance and retirement services	7	781,212.17
	United Kingdom	Zensar Technologies UK LTD	Software or hardware engineering	13	3,727,602.65
	United States of America	AIR FORCE TECHNICAL APPLICATIONS CENTER	Engineering and Research and Technology Based Services	2	453,202.65
	United States of America	AMERICAN INSTITUTE OF PHYSICS	Internet services	1	31,112.58
	United States of America	DIGITALGLOBE INC.	Photographers and cinematographers	1	399,470.20
	United States of America	Name withheld for security reasons*	Management, Business Professionals, Administrative Services	1	32,213.25
	United States of America	Level 3 Communications, LLC	Building maintenance and repair services	1	73,768.33
	United States of America	Los Gatos Research	Oceanography and hydrology	2	114,059.28
	United States of America	New World Consulting LLC	Management, Business Professionals, Administrative Services	1	42,752.32
	United States of America	PICARRO INC	Oceanography and hydrology	3	182,669.85
	United States of America	United Nations	International relations and cooperation	5	682,346.41
	United States of America	URS Federal Services, Inc.	Building maintenance and repair services	1	85,115.23
	United States of America	URS Federal Services, Inc.	Management, Business Professionals, Administrative Services	3	887,686.10
	United States of America	UT-BATTELLE, LLC	Engineering and Research and Technology Based Services	2	263,566.89
	United States of America	WelchmanPierpoint LLC	Management, Business Professionals, Administrative Services	2	75,142.38
	Uruguay	Name withheld for security reasons*	Feasibility studies or screening of project ideas	1	103,311.26
	Viet Nam	Centre for Nuclear Techniques	Engineering and Research and Technology Based Services	1	39,735.10
	Viet Nam	United Nations Development Program	Professional procurement services	1	45,566.40
	Zambia	United Nations Development Program	Professional engineering services	3	95,668.88
	Zimbabwe	United Nations Development Program	Professional procurement services	1	33,218.08
	<b>IFAD</b>				
	Belgium	MULTICORPORA INTERNATIONAL IN	Computer services	1	59,086.09
	Belgium	PARTNERS FOR EURO-AFRICAN GREEN ENERGY	Business and corporate management consultation services	1	52,152.32
	Belgium	S.W.I.F.T. SCRLL	Computer services	1	78,145.70
	Belgium	VAN BREDA INTERNATIONAL NV	Insurance and retirement services	2	608,419.79
	Belgium	VLAAMSE INSTELLING VOOR TECHNOLOGISCH	Rural development	1	341,059.60
	Burkina Faso	UNDP BURKINA FASO	Community and social services	1	50,000.00
	Cameroon	UNDP CAMEROON	Community and social services	2	135,000.00
	Canada	CANADIAN COOPERATIVE ASSOCIATION	Rural development	1	39,539.00
	Chile	CORPORACION DE DERECHO PRIVADO RIMISP	Rural development	1	204,880.00
	Chile	CORPORACION PROCASUR	Vocational training	1	99,742.00
	Chile	ONG CORPORACION PROCASUR	Vocational training	1	69,819.00
	Costa Rica	FUNDACION NEOTROPICA	Rural development	1	49,900.00
	Denmark	UNEP RISOE CENTRE, DTU	Rural development	1	33,150.00
	Egypt	Name withheld for security reasons*	Vocational training	1	123,450.00
	Egypt	UNDP EGYPT REP	Community and social services	1	50,528.00
	France	AGRONOMES ET VETERINAIRES SANS FRONTIERE	Rural development	1	52,980.13
	France	CENTRE DE COOPERATION INTERNATIONALE	Vocational training	1	32,000.00
	France	ECART GEIE	Rural development	2	380,872.10
	France	SB CONSEIL	Business and corporate management consultation services	1	66,225.17
	Georgia	ANALYSIS CONSULTING TEAM (ACT)	Accounting and bookkeeping services	1	126,300.00
	Ghana	UNDP GHANA	Community and social services	1	80,000.00
	Guatemala	ASOCIACION GUATEMALTECA DE EXPORTADORES	Rural development	1	30,000.00
	Guatemala	FUNDACION DE LA CAFICULTURA PARA EL	Rural development	1	50,128.48
	Guatemala	VOX LATINA SOCIEDAD ANONIMA	Accounting and bookkeeping services	1	32,563.00
	Guinea	UNDP GUINEA	Community and social services	1	80,000.00
	Haiti	UNDP HAITI	Community and social services	1	148,195.00
	India	WORLD FOOD PROGRAMME INDIA	Community and social services	1	175,760.00
	Italy	A.T.I. SANITAL - PIEMONTE - LA TECNICA	General building and office cleaning and maintenance services	2	982,742.52
	Italy	AASTRA ITALIA SPA	Computer hardware maintenance and support	1	38,675.50
	Italy	ACEA ENERGIA SPA	Electric utilities	2	801,324.50
	Italy	ARS MEDICA SPA	Healthcare centers	1	48,211.92
	Italy	AZIENDA MUNICIPALE AMBIENTE AMA	Refuse collection and disposal	1	245,033.11
	Italy	BUSINESS NETWORK BUILDERS SRL	Business and corporate management consultation services	14	1,229,774.83
	Italy	CARLSONWAGONLIT ITALIA SRL	Business and corporate management consultation services	1	82,251.66

\* For security and privacy reasons, the name of the contractor is not displayed when it includes the name of an individual.

AGENCY	Location of Supplier	Name of Contractor	Description of Services	# Contracts	Total Value of Contracts (USD)
	<b>IFAD continued</b>				
	Italy	CARLSONWAGONLIT ITALIA SRL	Hotels and lodging and meeting facilities	2	137,234.79
	Italy	COLT TECHNOLOGY SERVICES S.P.A.	Telecommunication Services	1	71,655.63
	Italy	Name withheld for security reasons*	Business and corporate management consultation services	1	42,368.75
	Italy	DE BESI DI GIACOMO SPA	Insurance and retirement services	2	228,502.07
	Italy	DELOITTE AND TOUCHE	Audit services	1	183,490.07
	Italy	DHL EXPRESS (ITALY) S.R.L.	Postal and small parcel and courier services	2	90,728.47
	Italy	DLJ Spa	Software maintenance and support	1	30,871.97
	Italy	ECOBYTE TECHNOLOGY SRL	Computer software licensing rental or leasing service	1	33,099.34
	Italy	EDILFEMA srl	Security systems services	1	79,682.21
	Italy	EDISCO SRL	Computer hardware maintenance and support	3	160,259.61
	Italy	ENI SPA REFINING AND MARKETING	Oil and gas utilities	1	146,975.94
	Italy	FAO	Community and social services	24	1,843,623.00
	Italy	FAO	Primary care practitioners services	1	221,400.00
	Italy	GALA SPA	Oil and gas utilities	1	51,721.85
	Italy	GEMMO SPA	Building maintenance and repair services	2	432,085.66
	Italy	ISTITUTO DI VIGILANZA NUOVA	Security and personal safety	4	838,239.74
	Italy	ITALBUS SRL	Passenger road transportation	1	61,170.86
	Italy	LANGIANO ELENA	Lease and rental of property or building	2	143,046.36
	Italy	MERLO Spa	Hotels and lodging and meeting facilities	2	344,370.85
	Italy	MICROSOFT SRL	Computer services	1	66,225.17
	Italy	NETCOM SRL	Computer services	1	38,960.01
	Italy	ORACLE ITALIA SRL	Business and corporate management consultation services	1	555,000.00
	Italy	ORACLE ITALIA SRL	Computer services	3	339,937.08
	Italy	ORACLE ITALIA SRL	Computer software licensing rental or leasing service	1	72,224.00
	Italy	ORACLE ITALIA SRL	Software maintenance and support	11	1,532,707.34
	Italy	Name withheld for security reasons*	Lease and rental of property or building	1	9,079,505.96
	Italy	RICOH ITALIA SRL	Computer services	1	44,930.52
	Italy	ROMEXPRESS S.R.L.	Travel document assistance	1	35,761.59
	Italy	SAP ITALIA SPA	Computer services	1	31,250.33
	Italy	TIM	Telecommunication Services	1	34,790.73
	Italy	UN WORLD FOOD PROGRAMME	Community and social services	1	53,797.00
	Italy	VOMERO TRAVEL SRL	Travel document assistance	1	92,715.23
	Italy	XEROX S.P.A.	Office equipment rental or leasing services	4	541,056.24
	Jordan	CARDNE	Rural development	1	35,000.00
	Jordan	THE REGIONAL CENTER ON AGRARIAN REFORM	Project management	1	33,500.00
	Kenya	EASTERN AFRICA FARMERS FEDERATION	Vocational training	1	53,642.38
	Kenya	INTERNATIONAL CENTRE FOR RESEARCH IN	Community and social services	1	181,660.00
	Luxembourg	INFEUROPE S.A.	Business and corporate management consultation services	2	89,427.81
	Myanmar	NETWORK ACTIVITIES GROUP	Rural development	1	43,857.00
	Netherlands	MDF TRAINING AND CONSULTANCY	Business and corporate management consultation services	1	97,250.00
	Pakistan	SEMIOTICS CONSULTANTS PVT LTD	Business and corporate management consultation services	1	34,984.00
	Senegal	FRAO/WARF	Rural development	2	102,635.00
	Senegal	LE CENTRE D ETUDE REGIONAL POUR	Rural development	1	62,728.20
	Senegal	UNDP SENEGAL	Community and social services	2	99,300.00
	Spain	FUNDACION PARA LA INVESTIGACION DEL	Rural development	1	67,000.00
	Sri Lanka	GREENTECH CONSULTANTS PVT.LTD.	Project management	1	39,278.15
	Switzerland	HELVETAS SWISS INTERCOOPERATION	Rural development	1	32,650.00
	Switzerland	INTERNATIONAL COMPUTING CENTRE ICC	Computer software licensing rental or leasing service	8	2,566,378.00
	Switzerland	INTERNATIONAL LABOUR OFFICE	Community and social services	1	40,000.00
	Switzerland	LGT CAPITAL MANAGEMENT LTD	Banking and investment	1	413,000.00
	Switzerland	MANNET SARL	Business and corporate management consultation services	1	42,914.56
	Switzerland	ORTEC FINANCE AG	Banking and investment	1	84,768.21
	Thailand	UNESCAP	Hotels and lodging and meeting facilities	2	135,000.00
	Timor-Leste	Name withheld for security reasons*	Rural development	1	58,800.00
	Uganda	UNITED NATIONS DEVELOPMENT PROGRAMME	Lease and rental of property or building	1	102,000.00
	United Kingdom	AMUNDI	Banking and investment	1	253,000.00
	United Kingdom	BLOOMBERG L.P.	Banking and investment	2	240,000.00
	United Kingdom	CEDAR CONSULTING	Business and corporate management consultation services	3	177,748.35
	United Kingdom	LEARNING TREE INTERNATIONAL LTD	Vocational training	3	210,892.72
	United Kingdom	MICROSOFT TECH. IRELAND OPERATIONS LTD	Computer services	1	185,491.96
	United Kingdom	MOODY S ANALYTICS UK LIMITED	Banking and investment	1	52,400.00
	United Kingdom	MORGAN STANLEY INVESTMENT MANAGEMENT	Banking and investment	1	334,000.00
	United Kingdom	NOMURA ASSET MANAGEMENT U.K. LIMITED	Banking and investment	1	227,250.00
	United Kingdom	OVERSEAS DEVELOPMENT INSTITUTE	Rural development	1	50,000.00
	United Kingdom	RIPPLEFFECT STUDIO LIMITED	Internet services	1	72,760.00
	United Kingdom	RUSSELL REYNOLDS ASSOCIATES	Employment	1	97,500.00
	United Kingdom	SKILLSSEARCH LIMITED	Business and corporate management consultation services	7	356,152.31
	United Kingdom	SPONGE UK LTD	Editorial and support services	1	42,703.00
	United Kingdom	SPONGE UK LTD	Vocational training	1	43,031.00
	United Kingdom	SQUARE ONE RESOURCES LTD	Business and corporate management consultation services	12	738,320.53
	United Kingdom	THE NORTHERN TRUST COMPANY LONDON	Banking and investment	2	634,050.00
	United Kingdom	WILLIS LIMITED	Insurance and retirement services	3	732,042.51
	United States of America	BARCLAYS CAPITAL INC INDEX FEES	Banking and investment	1	37,000.00
	United States of America	BLACKROCK FINANCIAL MANAGEMENT INC	Banking and investment	1	125,000.00
	United States of America	CENTER OF EFFECTIVE GLOBAL ACTION	Vocational training	1	45,528.40
	United States of America	EMERGING MARKETS FORUM	Rural development	1	45,000.00
	United States of America	ENCOMPASS LLC	Vocational training	1	40,910.00
	United States of America	Name withheld for security reasons*	Banking and investment	1	438,000.00
	United States of America	IFDC	Rural development	1	30,383.03
	United States of America	INTERNATIONAL BANK RECOSTR DEVELOPMENT	Community and social services	1	48,000.00
	United States of America	PAYDEN and RYGL	Banking and investment	4	1,111,000.00
	United States of America	SOCIAL IMPACT INC	Project management	1	88,453.00
	United States of America	UNIC	Lease and rental of property or building	2	143,850.00
	United States of America	UNNY	Community and social services	2	129,431.27
	United States of America	UNNY	Lease and rental of property or building	1	41,000.00
	United States of America	UNON GAINS ACCOUNT	Community and social services	4	681,723.86
	United States of America	WILMERHALE	Legal services	1	35,580.67
	Uruguay	FUNDACION PARA EL DESARROLLO REGIONAL	Rural development	1	52,500.00
	Uruguay	IIPS INTER PRESS SERVICE (AMERICA LATINA)	Rural development	1	45,000.00
	Zambia	WFP ZAMBIA LUSAKA INPREST ACCOUNT	Lease and rental of property or building	1	30,400.00
	<b>ILO</b>				
	Afghanistan	CTG GLOBAL	Culture	1	33,906.00
	Afghanistan	CTG GLOBAL LIMITED	Culture	1	366,804.00
	Afghanistan	CTG GLOBAL LIMITED (JLT BRANCH)	Feasibility studies or screening of project ideas	2	222,817.00
	Afghanistan	MODULAR CONSTRUCTIONS	Lease and rental of property or building	1	90,580.10
	Afghanistan	Name withheld for security reasons*	Feasibility studies or screening of project ideas	1	160,000.00
	Angola	INSTITUTO NACIONAL DE FORMACAO PROFISSIONAL-INAFOF	Management, Business Professionals, Administrative Services	1	53,000.00
	Australia	ADELAIDE RESEARCH & INNOVATION PTY LTD	Feasibility studies or screening of project ideas	1	120,000.00
	Australia	AUSTRALIAN COUNCIL OF TRADE UNIONS	In service training and manpower development	1	70,742.00
	Austria	INTERNATIONAL ATOMIC ENERGY AGENCY (IAEA)	Computer services	1	52,151.24
	Austria	LEARNCHAMP CONSULTING GMBH	Education and Training Services	1	74,664.88
	Bangladesh	BANGLADESH BUREAU OF STATISTICS (CL-LFS -2013)	Feasibility studies or screening of project ideas	1	262,174.29
	Bangladesh	HUMAN DEVELOPMENT RESEARCH CENTRE	Culture	1	49,172.00
	Bangladesh	INTERNATIONAL ORGANISATION FOR MIGRATION	Culture	1	500,000.00
	Bangladesh	MIGRATION POLICY INSTITUTE	Culture	1	42,998.00
	Bangladesh	THE BUSINESS AUTOMATION LIMITED	Culture	1	54,185.00
	Bangladesh	THE UNITED NATIONS DEVELOPMENT FUND FOR WOMEN	Culture	1	50,000.00
	Belgium	DESTREE ORGANIZATION	Project management	1	145,183.18
	Belgium	EDUCATION INTERNATIONAL	In service training and manpower development	1	30,000.00
	Belgium	EDUCATION INTERNATIONAL	Information services	1	504,348.80
	Belgium	INTERNATIONAL ASSOCIATION OF ECONOMIC AND SOCIAL COUNCILS AND	In service training and manpower development	1	57,000.00
	Belgium	ITUC-CSI	In service training and manpower development	5	462,900.00
	Belgium	ITUC-CSI	Subsidies	2	180,000.00
	Belgium	MULTICORPORA INTERNATIONAL INC.	Software maintenance and support	1	257,052.84
	Belgium	UNIVERSITY OF ANTWERP - UNIVERSITEIT ANTWERPEN	Feasibility studies or screening of project ideas	1	142,726.09

\* For security and privacy reasons, the name of the contractor is not displayed when it includes the name of an individual.

2013 | Major contracts for services and works by UN organization

AGENCY				Total Value of
Location of Supplier	Name of Contractor	Description of Services	# Contracts	Contracts (USD)
<b>ILO continued</b>				
Belize	STATISTICAL INSTITUTE OF BELIZE	Feasibility studies or screening of project ideas	1	164,450.00
Benin	SOUTIEN A LA PROMOTION AGRICOLE AU BÉNIN	Culture	1	290,292.00
Benin	TRIANGLES	Culture	1	73,698.00
Bolivia (Plurinational State of)	CENTRO DE MULTISERVICIOS EDUCATIVOS/PA/EDMP-TEC	Feasibility studies or screening of project ideas	1	150,000.00
Bolivia (Plurinational State of)	FUNDACION ARCO IRIS	Feasibility studies or screening of project ideas	1	64,741.59
Bolivia (Plurinational State of)	FUNDACION EDUCACION PARA EL DESARROLLO-FAUTAPO	Feasibility studies or screening of project ideas	1	46,382.77
Bolivia (Plurinational State of)	FUNDACION PARA EL DESARROLLO PRODUCTIVO Y FINANCIERO (FUNDAC	Subsidies	1	147,812.10
Bolivia (Plurinational State of)	PROGRAMA DE LAS NACIONES UNIDAS PARA EL DESARROLLO-PNUD LA P	In service training and manpower development	1	35,000.00
Brazil	CONFEDERAÇÃO SINDICAL DE TRABALHADORES/AS DAS AMERICAS CS	In service training and manpower development	2	65,940.00
Brazil	ECO ASSESSORIA EM PESQUISAS Ltda	Feasibility studies or screening of project ideas	1	215,000.00
Brazil	FEDERACAO NACIONAL DE EMPRESAS DE SUCUROS PRIVADOS E DE CAP	Subsidies	1	300,000.00
Brazil	FUNDAÇÃO ECONOMIA DE CAMPINAS (FECAMP)	Management, Business Professionals, Administrative Services	1	63,808.62
Brazil	ORGANIZACAO REGIONAL INTERAMERICANA DE TRABALHADORES CSA-TU	In service training and manpower development	2	216,800.00
Brazil	ORGANIZACAO REGIONAL INTERAMERICANA DE TRABALHADORES CSA-TU	Subsidies	2	85,551.00
Côte d'Ivoire	CÔTE DIVOIRE TÉLÉCOM	Computer services	1	472,568.00
Côte d'Ivoire	INSTITUT NATIONAL DES STATISTIQUES	Culture	1	119,096.00
Cambodia	ANGKOR RESEARCH AND CONSULTING LTD.	Feasibility studies or screening of project ideas	1	62,654.00
Cambodia	ARBITRATION COUNCIL FOUNDATION	Employment	1	70,000.00
Cambodia	CAMBODIAN FEDERATION OF EMPLOYERS AND BUSINESS ASSOCIATIONS	Project management	1	38,835.00
Cambodia	MINISTRY OF LABOUR AND VOCATIONAL TRAINING (CAMBODIA) (DEPARTM	Education and Training Services	1	34,503.00
Cambodia	NATIONAL INSTITUTE OF STATISTICS (NIS)	Feasibility studies or screening of project ideas	1	294,683.00
Cameroon	CAMTEL	Computer services	1	73,672.00
Canada	COMMONWEALTH OF LEARNING	Education and Training Services	1	46,069.65
Canada	OFFICE OF THE AUDITOR GENERAL OF CANADA - ACCOUNTING OPERATIO	Audit services	3	1,027,000.00
China (Hong Kong)	NEWLINK ASIA LTD	Software or hardware engineering	1	147,976.19
Colombia	CORPORACION UNIVERSIDAD LIBRE	Feasibility studies or screening of project ideas	1	69,506.37
Colombia	FEDERACION DE ASEGURADORES COLOMBIANOS-FASECOLDA	Engineering and Research and Technology Based Services	1	35,000.00
Colombia	Name withheld for security reasons*	Feasibility studies or screening of project ideas	1	51,360.17
Colombia	UNIVERSIDAD DE NARIÑO	Feasibility studies or screening of project ideas	1	61,570.39
Costa Rica	ASOCIACION DE LA ORGANIZACION REGIONAL INTERAMERICANA DE TRAB	In service training and manpower development	2	123,000.00
Democratic Rep. of the Congo	GILAT SATCOM	Computer services	1	280,800.00
Democratic Rep. of the Congo	UNIVERSITE DE LUBUMBASHI	Computer services	1	75,196.00
Denmark	ADVIZING IT	Mail and cargo transport	1	43,197.07
Ecuador	ASOCIACION NACIONAL DE PRODUCTORES Y EXPORTADORES DE FLORES	Culture	1	70,000.00
Ecuador	FUNDACION ESQUEL ECUADOR	Project management	1	101,976.00
El Salvador	ASOCIACION INTERSECTORIAL PARA EL DESARROLLO ECONOMICO Y EL P	Culture	1	61,502.00
El Salvador	DIRECCION GENERAL DE ESTADISTICA Y CENSOS	Culture	2	230,857.00
El Salvador	FUNDACION PROMOTORA DE LA COMPETITIVIDAD DE MICRO Y PEQUENA E	Culture	1	73,600.00
El Salvador	FUNDACION SALVADOR DEL MUNDO	Culture	1	132,500.00
El Salvador	UNIVERSIDAD DON BOSCO	Culture	1	49,950.00
Ethiopia	Name withheld for security reasons*	Culture	1	30,215.00
Ethiopia	MIEBALE CONSTRUCTION COOPERATIVE	Culture	1	44,715.00
Finland	TTY-SAATIO/TUT FOUNDATION	Feasibility studies or screening of project ideas	1	30,000.00
France	ATLANTIC TELEVISION SARL	Engineering and Research and Technology Based Services	1	70,032.59
France	Name withheld for security reasons*	In service training and manpower development	1	70,877.01
France	CSA	Engineering and Research and Technology Based Services	1	91,134.29
France	GALLENIA INFORMATIQUE	Software or hardware engineering	1	40,705.56
France	INSTITUT NATIONAL D'ETUDES DEMOGRAPHIQUES	Feasibility studies or screening of project ideas	1	140,560.53
France	INSTITUT PANOS PARIS	Education and Training Services	1	298,265.90
France	IRAM DEVELOPPEMENT	Engineering and Research and Technology Based Services	1	81,575.00
France	TUMAS HOTELS OPERATION EVIAN	Education and Training Services	1	49,639.95
France	TUMAS HOTELS OPERATION EVIAN	In service training and manpower development	1	33,551.77
Germany	ENDEVA	Feasibility studies or screening of project ideas	1	30,000.00
Germany	GESELLSCHAFT FUR WIRTSCHAFTLICHE STRUKTURFORSCHUNG	Feasibility studies or screening of project ideas	1	88,358.21
Germany	GLOBAL LABOUR UNIVERSITY - FREUNDE UND FAJA-RDERER e.V	Education and Training Services	1	38,670.27
Germany	GLOBAL LABOUR UNIVERSITY - FREUNDE UND FAJA-RDERER e.V	Engineering and Research and Technology Based Services	1	50,000.00
Germany	UNIVERSITÄT KASSEL	Engineering and Research and Technology Based Services	1	30,000.00
Germany	UNIVERSITÄT KASSEL	Management, Business Professionals, Administrative Services	1	96,000.00
Ghana	DODOWA HEALTH RESEARCH CENTRE	Feasibility studies or screening of project ideas	1	54,660.00
Ghana	GHANA STATISTICAL SERVICE	Feasibility studies or screening of project ideas	1	200,000.00
Ghana	NATIONAL COMMISSION ON CIVIC EDUCATION	Culture	1	55,000.00
Ghana	THE INSTITUTE FOR STATISTICAL SOCIAL AND ECONOMIC RESEARCH	Culture	1	351,450.00
Greece	WORLD FEDERATION OF TRADE UNIONS (WFTU)	In service training and manpower development	1	30,000.00
Guernsey	STEPHENSON & ASSOCIATES LTD.	Legal services	1	152,818.00
Guernsey	STEPHENSON & ASSOCIATES LTD.	Software or hardware engineering	2	129,429.21
Guyana	MINISTRY OF EDUCATION VOLONTARY MENTORING PROGRAM	Feasibility studies or screening of project ideas	1	120,179.00
Guyana	MINISTRY OF LABOUR HUMAN SERVICES & SOCIAL SECURITY	Feasibility studies or screening of project ideas	1	196,099.43
Haiti	ACTION POUR LA COOPERATION AVEC LA MICRO ENTREPRISE	Financial and Insurance Services	1	300,000.00
Haiti	ARCHITECTHNE S.A.	Building and Facility Construction and Maintenance Services	1	796,965.00
Haiti	CENTRE POLYVALENT DE FORMATION PROFESSIONNELLE DE CARREFOUR	Employment	1	47,834.70
Haiti	HAITI TEC	Project management	1	98,948.70
Haiti	J/P HAITIAN RELIEF ORGANIZATION	Feasibility studies or screening of project ideas	1	206,041.00
Haiti	VIVA RIO	Feasibility studies or screening of project ideas	1	211,400.00
Hungary	DANUBIUS ZRT RADISSON BLU BEKE HOTEL	In service training and manpower development	1	32,527.94
Hungary	WECO TRAVEL KFT	Engineering and Research and Technology Based Services	1	179,336.39
India	Name withheld for security reasons*	Culture	1	47,190.00
India	CARDIAC RESEARCH AND EDUCATION FOUNDATION	Subsidies	1	127,406.00
India	CIRM DESIGN AND RESEARCH LAB	Subsidies	1	100,000.00
India	DEVELOPMENT AND RESEARCH SERVICES PRIVATE LIMITED	Culture	1	45,455.00
India	ICICI LOMBARD GENERAL INSURANCE COMPANY LIMITED	Subsidies	1	300,000.00
India	ICICI PRUDENTIAL LIFE INSURANCE COMPANY LIMITED	Subsidies	1	190,000.00
India	INSTITUTE FOR HUMAN DEVELOPMENT	Culture	1	49,626.00
India	INSTITUTE FOR HUMAN DEVELOPMENT	Feasibility studies or screening of project ideas	1	30,000.00
India	NATIONAL COUNCIL OF APPLIED ECONOMIC RESEARCH	Feasibility studies or screening of project ideas	2	92,264.50
India	NEXUS ASSOCIATES INC.	Culture	1	42,925.00
India	PALMYRAH WORKERS DEVELOPMENT SOCIETY (PWDS)	Subsidies	1	127,269.00
India	SILBURY IT SOLUTIONS INDIA PRIVATE LIMITED	Software or hardware engineering	2	142,291.59
India	TATA INSTITUTE OF SOCIAL SCIENCES - PROJECTS ACCOUNTS	Management, Business Professionals, Administrative Services	1	39,030.24
India	TECH MAHINDRA LIMITED	Computer programmers	2	1,729,293.00
India	V.V. GIRI NATIONAL LABOUR INSTITUTE	Culture	1	57,709.00
India	WIPRO LIMITED	Computer services	1	141,122.00
India	WIPRO LIMITED	Software or hardware engineering	1	477,451.00
Indonesia	CV MEDIA INOVASI KITA	Engineering and Research and Technology Based Services	1	41,536.35
Indonesia	KIROYAN PARTNERS	Culture	1	70,000.00
Indonesia	Name withheld for security reasons*	Lease and rental of property or building	1	33,013.27
Indonesia	Name withheld for security reasons*	Feasibility studies or screening of project ideas	1	45,806.00
Indonesia	SUKABUMI DISTRICT EDUCATION OFFICE	Culture	1	41,399.00
Indonesia	TW WELCH & PARTNERS LTD	Culture	1	58,256.00
Indonesia	UNITED NATIONS DEVELOPMENT PROGRAMME	Culture	1	37,334.00
Ireland	MICROSOFT IRELAND OPERATIONS LTD	Software maintenance and support	1	427,760.56
Israel	UNDP PALESTINE JERUSALEM	Management, Business Professionals, Administrative Services	1	31,930.50
Italy	DIMENSIONE SPA	Building maintenance and repair services	1	291,411.90
Italy	FIERI	Feasibility studies or screening of project ideas	1	142,248.78
Italy	INTERNATIONAL TRAINING CENTRE IN TURIN (ITC)	Audit services	1	41,639.67
Italy	INTERNATIONAL TRAINING CENTRE IN TURIN (ITC)	Education and Training Services	18	1,563,941.66
Italy	INTERNATIONAL TRAINING CENTRE IN TURIN (ITC)	Engineering and Research and Technology Based Services	4	446,374.67
Italy	INTERNATIONAL TRAINING CENTRE IN TURIN (ITC)	In service training and manpower development	51	5,919,784.44
Italy	INTERNATIONAL TRAINING CENTRE IN TURIN (ITC)	Management, Business Professionals, Administrative Services	1	106,100.80
Italy	INTERNATIONAL TRAINING CENTRE IN TURIN (ITC)	Management sector manpower development	1	34,714.66
Italy	INTERNATIONAL TRAINING CENTRE IN TURIN (ITC)	Passenger transport	2	163,784.19
Italy	INTERNATIONAL TRAINING CENTRE IN TURIN (ITC)	Reproduction services	7	298,679.89
Jamaica	CHILDREN'S FIRST AGENCY	Feasibility studies or screening of project ideas	1	147,051.67
Jamaica	RISE LIFE MANAGEMENT SERVICES	Feasibility studies or screening of project ideas	1	101,476.30
Japan	IC NET LIMITED	Feasibility studies or screening of project ideas	1	139,827.00
Jordan	DEPARTEMENT OF STATISTICS	Feasibility studies or screening of project ideas	1	90,000.00

\* For security and privacy reasons, the name of the contractor is not displayed when it includes the name of an individual.

AGENCY	Location of Supplier	Name of Contractor	Description of Services	# Contracts	Total Value of Contracts (USD)
ILO continued	Jordan	INTERDISCIPLINARY RESEARCH CONSULTANTS (IDRC)	Feasibility studies or screening of project ideas	1	95,379.91
	Jordan	INTERNATIONAL ORGANIZATION FOR MIGRATION (IOM)	Security and personal safety	1	30,681.33
	Jordan	ITUC REGIONAL OFFICE FOR ARAB COUNTRIES	In service training and manpower development	1	56,611.57
	Jordan	KEMPINSKI HOTEL AMMAN	In service training and manpower development	1	33,360.00
	Jordan	MIGRATE BUSINESS SERVICES PSC	Feasibility studies or screening of project ideas	1	33,000.00
	Jordan	SEAGULL TECHNOLOGY	Engineering and Research and Technology Based Services	1	40,000.00
	Jordan	SEAGULL TECHNOLOGY	Software or hardware engineering	2	161,175.00
	Kenya	FARM CONCERN INTERNATIONAL	Culture	1	38,866.00
	Kenya	KENYA INSTITUTE OF HIGHWAYS AND BUILDING TECHNOLOGY	Culture	1	357,949.00
	Kenya	KENYA INSTITUTE FOR PUBLIC POLICY RESEARCH & ANALYSIS	Feasibility studies or screening of project ideas	1	63,903.75
	Kenya	KISII TRAINING CENTRE	Culture	1	102,900.00
	Kenya	KIWANJA YOUTH POLYTECHNIC	Culture	1	63,910.00
	Kenya	THE COMMUNITY ROAD EMPOWERMENT	Culture	1	280,000.00
	Kenya	THE KENYA INSTITUTE OF HIGHWAYS & BUILDING TECHNOLOGY	Culture	1	179,277.00
	Kenya	UNITED NATIONS ENVIRONMENT PROGRAMME (UNEP) - TRUST FUND ACCO	Feasibility studies or screening of project ideas	1	60,000.00
	Kenya	UNION	Computer services	1	58,368.00
	Kyrgyzstan	NATIONAL STATISTICAL COMMITTEE OF THE KYRGYZ REPUBLIC	Feasibility studies or screening of project ideas	1	100,000.00
	Lebanon	ARAB REAL ESTATE COMPANY CO. S.A.L. (ARESCO)	Lease and rental of property or building	2	86,796.00
	Lebanon	Name withheld for security reasons*	General building and office cleaning and maintenance services	1	49,050.00
	Lebanon	CONSULTATION AND RESEARCH INSTITUTE	Feasibility studies or screening of project ideas	1	61,500.00
	Lebanon	INCONET-DATA MANAGEMENT SAL(IDM)	Telecommunications media services	1	62,500.00
	Lebanon	LEBANESE DEVELOPMENT NETWORK (LDN)	Feasibility studies or screening of project ideas	1	43,440.00
	Lebanon	MINISTRY OF TELECOMMUNICATIONS-GENERAL DIRECTORATE FOR EXPL	Telecommunications media services	1	32,089.89
	Lebanon	MOBILE INTERIM COMPANY NO.2 SAL - MIC2	Telecommunications media services	1	34,990.00
	Madagascar	ASSOCIATION MICRORREALISATION LOCALES	Culture	1	320,314.00
	Madagascar	ASSOCIATION MICRORREALISATION LOCALES (MRL) HIMO	Culture	1	165,000.00
	Madagascar	CENTRE DE FORMATION	Culture	1	299,000.00
	Madagascar	CENTRE DE FORMATION (CF) HIMO	Culture	1	305,000.00
	Madagascar	INSTAT LABOR MARKET STUDY	Feasibility studies or screening of project ideas	1	100,000.00
	Madagascar	INSTITUT NATIONAL DE LA STATISTIQUE MADAGASCAR	Culture	1	40,000.00
	Mali	ASSOCIATION POUR LE DEVELOPEMENT COMMUNAUTAIRE (JIAFA)KATAANI	Culture	1	69,552.00
	Mongolia	NATIONAL STATISTICAL OFFICE OF MONGOLIA	Engineering and Research and Technology Based Services	1	47,039.52
	Mozambique	COOPERATIVA DE CREDITO DAS MUHERES DE NAMPULA	Culture	1	57,500.00
	Namibia	OXFORD POLICY MANAGEMENT SOUTH AFRICA	Culture	1	84,000.00
	Nepal	CENTER FOR ECONOMIC DEVELOPMENT AND ADMINISTRATION (CEDA), T	Feasibility studies or screening of project ideas	1	71,820.00
	Nepal	INSTITUTE OF POPULATION AND DEVELOPMENT STUDIES (IPDS) PVT. LTD.	Feasibility studies or screening of project ideas	1	35,589.26
	Netherlands	ATOS NEDERLAND B.V	Computer services	1	80,368.00
	Netherlands	ATOS NEDERLAND B.V	Project management	1	33,640.38
	Netherlands	MAASTRICHT UNIVERSITY	Feasibility studies or screening of project ideas	1	57,939.79
	Netherlands	MDF TRAINING & CONSULTANCY	Education and Training Services	1	32,119.56
	Netherlands	MDF TRAINING & CONSULTANCY	Engineering and Research and Technology Based Services	1	174,850.00
	Netherlands	NETHERLANDS ORGANISATION FOR APPLIED SCIENTIFIC RESEARCH (TNO	Feasibility studies or screening of project ideas	1	30,223.00
	Netherlands	STICHTING GLOBAL MARCH AGAINST CHILD LABOUR	Feasibility studies or screening of project ideas	1	120,000.00
	Netherlands	WORLD ASSOCIATION FOR SUPPORTED EMPLOYMENT (WASE)	Feasibility studies or screening of project ideas	1	47,931.13
	New Zealand	OCEAN DESIGN GROUP LIMITED	Software or hardware engineering	1	98,900.00
	Norway	FAFO - INSTITUTE FOR APPLIED INTERNATIONAL STUDIES	Feasibility studies or screening of project ideas	1	381,542.00
	Norway	RADISSON BLU PLAZA HOTEL	Passenger transport	1	148,300.80
	Norway	RADISSON BLU PLAZA HOTEL	Restaurants and catering	1	36,970.18
	Pakistan	CENTRE FOR IMPROVEMENT OF WORKING CONDITIONS AND ENVIRONMEN	Culture	1	68,610.00
	Pakistan	NATIONAL RURAL SUPPORT PROGRAMME	Culture	1	159,560.00
	Pakistan	PUNJAB RURAL SUPPORT PROGRAMME	Culture	1	132,313.00
	Panama	CASA ESPERANZA PRO RESCATE DEL NIÑ/A O EN LA CALLE	Management, Business Professionals, Administrative Services	1	136,054.00
	Peru	AMERICA MOVIL PERU S.A.C.	Telecommunications media services	2	68,445.99
	Peru	ASOCIACION MUJER FAMILIA	Feasibility studies or screening of project ideas	1	32,900.00
	Peru	BCD TRAVEL S.A. (Non-rec VAT)	In service training and manpower development	2	70,190.00
	Peru	COSTA SIERRA Y SELVA EN RED SOCIEDAD ANONIMA CERRADA	Feasibility studies or screening of project ideas	1	46,859.00
	Peru	LUZ DEL SUR-BANCO CONTINENTAL	Utilities	1	54,117.65
	Peru	UNIVERSIDAD DEL PACIFICO	Engineering and Research and Technology Based Services	1	33,000.00
	Philippines	COMMISSION ON GRADUATES OF FOREIGN NURSING SCHOOLS	Culture	1	48,552.00
	Philippines	COMMISSION ON HIGHER EDUCATION PHILIPPINES	Culture	1	51,000.00
	Philippines	DEPARTMENT OF LABOUR AND EMPLOYMENT	Culture	2	128,946.00
	Philippines	NATIONAL STATISTICS OFFICE	Culture	1	78,814.00
	Philippines	PROVINCIAL CHILD LABOUR UNIT	Culture	1	52,118.00
	Philippines	PROVINCIAL SOCIAL WELFARE AND DEVELOPMENT OFFICE	Culture	1	49,387.00
	Philippines	TECHNICAL EDUCATION AND SKILLS DEVELOPMENT AUTHORITY-QUEZON	Culture	1	109,873.00
	Philippines	THE STRATEGIC DEVELOPMENT COOPERATION ASIA INC.	Culture	1	141,738.00
	Philippines	UP STATISTICAL CENTER RESEARCH FOUNDATION INC	Feasibility studies or screening of project ideas	1	118,090.00
	Portugal	ISCTE - INSTITUTO UNIVERSITARIO DE LISBOA	Feasibility studies or screening of project ideas	1	36,000.00
	Portugal	TURPLAN	Specialized accommodation services	1	33,410.49
	Republic of Moldova	NATIONAL BUREAU OF STATISTICS	Project management	1	48,800.00
	Russian Federation	MOSCOW SCHOOL OF MANAGEMENT SKOLKOVO	Engineering and Research and Technology Based Services	1	500,000.00
	Rwanda	SCHOOL OF PUBLIC HEALTH, COLLEGE OF MEDECINE AND HEALTH SCIEN	Feasibility studies or screening of project ideas	1	49,968.00
	Senegal	ORANGE SONATEL	Computer services	1	75,208.00
	Serbia	NATIONAL EMPLOYMENT SERVICE SERBIA	Subsidies	1	58,000.00
	Singapore	INFOCUS ASIA PTE LTD	Engineering and Research and Technology Based Services	1	36,983.06
	Singapore	ITUC ASIA PACIFIC	In service training and manpower development	1	51,393.00
	Somalia	PRACTICAL ACTION CONSULTING	Culture	1	115,000.00
	Somalia	TERRRE SOLIDALI	Culture	1	488,476.00
	Somalia	UNITED NATION OFFICE OF PROJECT SERVICES	Culture	1	225,000.00
	Somalia	UNITED NATIONS OFFICE OF PROJECT SERVICES	Culture	9	3,377,495.32
	South Africa	AFRICAN CENTRE FOR MIGRATION & SOCIETY (ACMS), UNIVERSITY OF THE	Feasibility studies or screening of project ideas	1	42,260.00
	South Africa	HUMAN SCIENCES RESEARCH COUNCIL	Feasibility studies or screening of project ideas	1	344,609.00
	South Africa	OLD MUTUAL LIFE ASSURANCE (SOUTH AFRICA)OMLAC SA	Subsidies	1	60,000.00
	South Africa	UNIVERSITY OF THE FREE STATE	Culture	1	57,576.00
	South Africa	UNIVERSITY OF THE WESTERN CAPE	Feasibility studies or screening of project ideas	1	62,852.00
	South Africa	UNIVERSITY OF THE WITWATERSRAND	Management, Business Professionals, Administrative Services	2	81,299.14
	South Africa	WITS COMMERCIAL ENTERPRISE (PTY) LTD	Management, Business Professionals, Administrative Services	1	40,000.00
	South Sudan	CARE FOR CHILDREN AND OLD AGE IN SOUTH SUDAN (CCOSS)	Feasibility studies or screening of project ideas	1	30,032.79
	South Sudan	FORCIER CONSULTING LIMITED	Feasibility studies or screening of project ideas	1	43,700.00
	Spain	FACTOR DESARROLLO S.L	Feasibility studies or screening of project ideas	1	94,529.00
	Spain	Name withheld for security reasons*	Feasibility studies or screening of project ideas	1	160,716.32
	Spain	MONROY COMUNICACION S.L.	Telecommunications media services	1	35,000.00
	Sri Lanka	Name withheld for security reasons*	Culture	1	88,461.00
	Sri Lanka	HEALTH POLICY RESEARCH ASSOCIATES	Culture	1	43,632.00
	Sri Lanka	INSTITUTE OF HEALTH POLICY	Culture	1	32,275.00
	Sri Lanka	Name withheld for security reasons*	Culture	1	58,793.00
	Sri Lanka	Name withheld for security reasons*	Culture	1	88,461.00
	Sri Lanka	Name withheld for security reasons*	Culture	1	83,262.00
	Sri Lanka	Name withheld for security reasons*	Culture	1	118,000.00
	Sri Lanka	Name withheld for security reasons*	Culture	1	80,912.00
	Sri Lanka	Name withheld for security reasons*	Culture	1	145,280.00
	Palestine (State of)	PALESTINIAN CENTRAL BUREAU OF STATISTICS	Feasibility studies or screening of project ideas	1	100,000.00
	Palestine (State of)	UNITED NATIONS OFFICE FOR PROJECT SERVICES	Lease and rental of property or building	1	30,628.00
	Sudan	CHILD DEVELOPMENT FOUNDATION, SUDAN	Feasibility studies or screening of project ideas	1	38,099.19
	Switzerland	Name withheld for security reasons*	Electrical and electronic engineering	1	345,658.98
	Switzerland	ACCESS FINANCIAL SERVICES SARL	Software or hardware engineering	2	209,979.47
	Switzerland	AON HEWITT (SWITZERLAND) INC.	Accounting and bookkeeping services	2	260,887.00
	Switzerland	AON HEWITT (SWITZERLAND) INC.	Engineering and Research and Technology Based Services	1	64,285.71
	Switzerland	ASCENSEURS SCHINDLER S.A.	Building maintenance and repair services	1	66,904.76
	Switzerland	ASSOCIATION OK FORET	Building maintenance and repair services	1	81,607.14
	Switzerland	ASSOCIATION OK FORET	Garden planting or maintenance services	1	114,250.00
	Switzerland	ASSOCIATION VIVERE	Humanitarian aid and relief	1	65,000.00
	Switzerland	ATAR ROTO PRESSE SA	Photographic services	1	32,668.88
	Switzerland	ATOS AG	Computer services	1	2,100,260.68
	Switzerland	BELL SWITZERLAND	Writing and translations	2	570,628.58

\* For security and privacy reasons, the name of the contractor is not displayed when it includes the name of an individual.

AGENCY	Location of Supplier	Name of Contractor	Description of Services	# Contracts	Total Value of Contracts (USD)
ILO continued					
Switzerland		BEST WESTERN - HOTEL CHAVANNES-DE-BOGIS	Management, Business Professionals, Administrative Services	1	37 429.46
Switzerland		BLUE-INFINITY (SWITZERLAND) SA	System analysis service	1	98 000.00
Switzerland		BWI - BUILDING & WOODWORKERS INTERNATIONAL	Subsidies	1	30 000.00
Switzerland		CANON (SUISSE) S.A.	Lease and rental of property or building	4	1 030 882.65
Switzerland		CARLSON WAGONLIT TRAVEL	In service training and manpower development	1	67 332.33
Switzerland		Name withheld for security reasons*	Insurance and retirement services	1	40 894.74
Switzerland		CCE ENERGIE S.A.	Building maintenance and repair services	1	1 315 273.81
Switzerland		CONNECTIS AG	Local area network LAN maintenance or support	2	253 925.00
Switzerland		CONSORTIUM "B.L.T." ETICO SA - GENOLET TOITURE CONCEPT SA	Building maintenance and repair services	1	1 070 983.34
Switzerland		CONSORTIUM GROUPE H / INTERTECNO	Building maintenance and repair services	1	7 502 165.90
Switzerland		CRECHE SCOUBIDOU	Subsidies	2	321 278.20
Switzerland		DELOITTE AG	Education and Training Services	1	59 523.81
Switzerland		DL GROUPE GMG	Software maintenance and support	1	316 871.83
Switzerland		DPS S.A.	Lease and rental of property or building	1	191 485.12
Switzerland		EDITOR PROOF SARL	Reproduction services	1	45 863.10
Switzerland		EGG-TELS.A. S.A.	Building maintenance and repair services	1	41 693.02
Switzerland		ENGELHARD SA	Building maintenance and repair services	1	467 668.20
Switzerland		E-SECURE SARL	Software maintenance and support	1	99 934.85
Switzerland		EUREST-COMPASS GROUP(SUISSE) S.A.	Restaurants and catering	1	59 845.36
Switzerland		FELIX CONSTRUCTIONS SA	Building maintenance and repair services	1	595 369.35
Switzerland		GARTNER SWITZERLAND GMBH	Project management	3	432 549.24
Switzerland		GILGEN DOOR SYSTEMS SA	Building maintenance and repair services	1	38 995.20
Switzerland		GINOX SA	Building maintenance and repair services	1	85 869.05
Switzerland		HEPTAGO S.A.	Building maintenance and repair services	1	172 571.43
Switzerland		HEPTAGO S.A.	Surveillance or alarm maintenance or monitoring	1	92 708.33
Switzerland		HEWLETT PACKARD (SUISSE) SARL	Computer services	2	85 836.73
Switzerland		HEWLETT PACKARD (SUISSE) SARL	Lease and rental of property or building	1	72 066.74
Switzerland		HEWLETT PACKARD (SUISSE) SARL	Project management	2	1 815 835.90
Switzerland		HEWLETT PACKARD (SUISSE) SARL	Software maintenance and support	2	177 660.80
Switzerland		HEWLETT PACKARD (SUISSE) SARL	Software or hardware engineering	1	298 500.00
Switzerland		HOTEL ROYAL MANOTEL	In service training and manpower development	1	48 761.30
Switzerland		ID INTEGRATED DATA S.A.	Software maintenance and support	1	357 638.15
Switzerland		IMMOTEC CONSTRUCTION SA	Building maintenance and repair services	1	35 174.77
Switzerland		INT. COMPUTING CENTRE (ICC)	Computer or network or internet security	1	396 216.00
Switzerland		INT. COMPUTING CENTRE (ICC)	Education and Training Services	1	31 425.00
Switzerland		INTERNATIONAL ORGANISATION OF EMPLOYERS (IOE)	In service training and manpower development	1	45 000.00
Switzerland		INTERNATIONAL UNION OF FOOD, AGRICULTURAL, HOTEL, RESTAURANT, C	In service training and manpower development	2	60 000.00
Switzerland		ISS FACILITY SERVICES	Building maintenance and repair services	5	1 376 045.31
Switzerland		ISS FACILITY SERVICES	General building and office cleaning and maintenance services	1	444 331.67
Switzerland		ITECOR SUISSE SA	Software maintenance and support	1	44 642.86
Switzerland		ITECOR SUISSE SA	Software or hardware engineering	1	40 178.57
Switzerland		ITUC-CSI	In service training and manpower development	2	98 167.54
Switzerland		ITUC-CSI	Subsidies	1	41 114.06
Switzerland		KYOS SARL	Information Technology Service Delivery	1	32 535.71
Switzerland		LA POSTE SUISSE	Postal and small parcel and courier services	5	323 328.70
Switzerland		LACHENAL S.A.	Building maintenance and repair services	2	182 948.22
Switzerland		LANCYTEL SA - HOTEL IBIS BUDGET GENEVE PETIT-LANCY	Passenger transport	1	31 139.29
Switzerland		LINALIS SARL	Project management	1	94 583.33
Switzerland		MANNET S.A.R.L.	Education and Training Services	1	30 600.00
Switzerland		MDEngineering SA	Project management	1	82 855.25
Switzerland		MOBILIERE SUISSE	Insurance and retirement services	2	986 738.01
Switzerland		ORACLE SOFTWARE (SCHWEIZ) GMBH	Software maintenance and support	5	1 892 548.93
Switzerland		PRICewaterhouseCOOPERS AG	Engineering and Research and Technology Based Services	1	209 642.86
Switzerland		PRICewaterhouseCOOPERS AG	Information Technology Service Delivery	2	516 529.37
Switzerland		PRICewaterhouseCOOPERS AG	Project management	1	624 145.21
Switzerland		RELIURE B. CAPT	Reproduction services	1	41 666.66
Switzerland		SERVICES INDUSTRIELS DE GENEVE	Building maintenance and repair services	4	3 523 809.52
Switzerland		SHARP ELECTRONICS (SCHWEIZ) AG	Lease and rental of property or building	1	345 238.10
Switzerland		SIEMENS SCHWEIZ AG	Building maintenance and repair services	1	49 216.85
Switzerland		SMARTWAVE SA	Computer services	1	158 847.86
Switzerland		SMARTWAVE SA	Feasibility studies or screening of project ideas	1	104 761.90
Switzerland		SMARTWAVE SA	Software or hardware engineering	1	317 234.40
Switzerland		SOGETI SUISSE	System analysis service	1	67 821.43
Switzerland		SPS / SERVICE PRIVEE DE SECURITE	Security and personal safety	2	157 745.57
Switzerland		SUNRISE COMMUNICATIONS AG	Electrical and electronic engineering	1	178 873.45
Switzerland		SWISSCOM MOBILE	Telecommunications media services	2	556 547.61
Switzerland		TRANSVOIRIE SA	Building maintenance and repair services	1	83 333.33
Switzerland		UNITED NATIONS OFFICE - GENEVA	Engineering and Research and Technology Based Services	1	87 796.00
Switzerland		UNITED NATIONS OFFICE - GENEVA	Lease and rental of property or building	1	455 259.42
Switzerland		UNITED NATIONS OFFICE - GENEVA	Management, Business Professionals, Administrative Services	1	90 000.00
Switzerland		UNITED NATIONS RESEARCH INSTITUTE FOR SOCIAL DEVELOPMENT	Subsidies	1	33 058.21
Switzerland		VENTEK INTERNATIONAL SA	Engineering and Research and Technology Based Services	1	30 000.00
Switzerland		WORLD HEALTH ORGANIZATION	Telecommunications media services	1	53 000.00
Switzerland		XEROX AG	Reproduction services	1	36 133.33
Thailand		AP-001 LPN IN SAMUT SAKHON (LABOUR RIGHTS PROMOTION NETWORK F	Feasibility studies or screening of project ideas	1	170 929.26
Thailand		CLM (RESEARCH AND DEVELOPMENT INSTITUTE)	Feasibility studies or screening of project ideas	1	114 374.60
Thailand		DHURAKIJ PUNDIRI UNIVERSITY OF THAILAND	Feasibility studies or screening of project ideas	1	76 714.14
Thailand		DHURAKIJ PUNDIRI UNIVERSITY RESEARCH CENTER	Culture	1	79 100.00
Thailand		FOUNDATION FOR CHILD DEVELOPMENT	Feasibility studies or screening of project ideas	1	143 009.65
Thailand		FOUNDATION FOR THE HEALTH AND KNOWLEDGE OF ETHNIC LABOUR (MA	Employment	2	146 036.63
Thailand		FRIENDS WITHOUT BORDERS FOUNDATION	Engineering and Research and Technology Based Services	1	65 169.45
Thailand		LABOUR RIGHTS PROMOTION NETWORK FOUNDATION	Culture	1	66 950.00
Thailand		NATIONAL COUNCIL FOR CHILD AND YOUTH DEVELOPMENT UNDER THE R	Feasibility studies or screening of project ideas	1	114 186.13
Thailand		PLANNED PARENTHOOD ASSOCIATION OF THAILAND UNDER THE PATRON	Feasibility studies or screening of project ideas	1	198 700.73
Thailand		RAPID ASIA CO LTD	Feasibility studies or screening of project ideas	1	47 800.00
Thailand		THAILAND BUSINESS COALITION ON AIDS	Engineering and Research and Technology Based Services	1	30 000.00
Thailand		THE FOUNDATION FOR HEALTH AND KNOWLEDGE OF ETHICAL LABOUR	Culture	1	42 386.00
Thailand		UN ESCAP	Lease and rental of property or building	1	238 651.00
Timor-Leste		BUREAU OF MANPOWER EMPLOYMENT AND TRAINING	Culture	1	102 000.00
Timor-Leste		CATALPA INTERNATIONAL	Culture	1	37 440.00
Timor-Leste		DON BOSCO FOUNDATION	Culture	2	631 300.00
Timor-Leste		F.UNDUTSCH GMBH	Culture	1	215 079.00
Timor-Leste		INSTITUTO DE APOIO AO DESENVOLVIMENTO EMPRESARIAL	Culture	1	90 000.00
Tunisia		ARAB CENTER FOR LABOUR ADMINISTRATION AND EMPLOYMENT (ACLAE)	Subsidies	1	41 000.00
Tunisia		INSTITUT NATIONAL DE LA STATISTIQUE (TUNISIE)	Feasibility studies or screening of project ideas	1	103 000.00
Uganda		COMMUNITY INFORMATION SYSTEM, MINISTRY OF GENDER, LABOUR AND	Engineering and Research and Technology Based Services	1	47 961.12
Uganda		FEDERATION OF UGANDA EMPLOYERS	Engineering and Research and Technology Based Services	1	46 518.49
Uganda		FORUM FOR EDUCATION NGOS IN UGANDA (FENU)	Feasibility studies or screening of project ideas	1	65 334.87
Uganda		FORUM FOR EDUCATION NGOS IN UGANDA (FENU)	Humanitarian Aid, Mine Action and Rural Development Services	1	36 046.15
Uganda		HUYS LINK COMMUNITY INITIATIVE	Feasibility studies or screening of project ideas	1	380 000.00
Uganda		MINISTRY OF EDUCATION & SPORTS	Feasibility studies or screening of project ideas	2	125 401.88
Uganda		PRIDE MICROFINANCE LTD (MDI)	Feasibility studies or screening of project ideas	1	33 805.00
Uganda		UGANDA BUREAU OF STATISTICS	Culture	1	66 925.00
Uganda		UGANDA BUREAU OF STATISTICS	Engineering and Research and Technology Based Services	1	184 472.40
Ukraine		CENTER OF SOCIAL EXPERTIZES OF THE INSTITUTE OF SOCIOLOGY OF NA	Feasibility studies or screening of project ideas	1	30 790.13
Ukraine		PTOUKHA INSTITUTE FOR DEMOGRAPHY AND SOCIAL STUDIES OF NAS OF	Engineering and Research and Technology Based Services	1	108 016.65
United Kingdom		CBRE Limited	Accounting and bookkeeping services	1	40 000.00
United Kingdom		DELL INCORPORATED	Project management	1	939 032.00
United Kingdom		DIGITAL PR LIMITED	Engineering and Research and Technology Based Services	1	42 305.77
United Kingdom		InfOMENTUM Limited	Project management	1	84 300.00
United Kingdom		OPTIMA GRAPHIC DESIGN CONSULTANTS LTD	Engineering and Research and Technology Based Services	1	73 440.00
United Kingdom		Name withheld for security reasons*	Computer services	1	375 769.00
United Kingdom		OXFORD CHANGE MANAGEMENT LTD.	Education and Training Services	1	63 942.85
United Kingdom		PEOPLE ASPECTS LTD.	Engineering and Research and Technology Based Services	1	75 452.00
United Kingdom		QUESTIONS OF DIFFERENCE LIMITED	Engineering and Research and Technology Based Services	1	100 946.83

\* For security and privacy reasons, the name of the contractor is not displayed when it includes the name of an individual.



AGENCY				Total Value of
Location of Supplier	Name of Contractor	Description of Services	# Contracts	Contracts (USD)
<b>ILO continued</b>				
United Kingdom	SPEAK THE SPEECH LTD	Education and Training Services	3	118,399.18
United Kingdom	TERRA FIRMA ASSOCIATES LTD	Telecommunications media services	1	102,144.77
United Kingdom	VALUETEC SOLUTIONS LIMITED	Software or hardware engineering	1	113,395.23
United Kingdom	WALT TECHNOLOGIES LIMITED	Software or hardware engineering	1	45,827.90
United Kingdom	ZENSAR TECHNOLOGIES (UK) LIMITED	Software or hardware engineering	1	177,840.00
United Republic of Tanzania	RESEARCH ON POVERTY ALLEVIATION	Culture	1	100,000.00
United Republic of Tanzania	WFP	Computer services	1	215,130.00
United States of America	ASSOCIATES FOR GLOBAL CHANGE	Feasibility studies or screening of project ideas	1	126,665.00
United States of America	BANKABLE FRONTIER ASSOCIATES	Engineering and Research and Technology Based Services	1	93,200.00
United States of America	EBH CONSULTING SERVICES	Feasibility studies or screening of project ideas	1	30,000.00
United States of America	ECONOMIC POLICY INSTITUTE	Feasibility studies or screening of project ideas	1	39,217.00
United States of America	FOOD AND AGRICULTURE ORGANIZATION OF THE UNITED NATIONS-FAO	Education and Training Services	1	50,000.00
United States of America	IBRD-INTERNATIONAL BANK FOR RECONSTRUCTION & DEVELOPMENT	Project management	1	55,000.00
United States of America	INNOVATIONS FOR POVERTY ACTION	Feasibility studies or screening of project ideas	2	178,113.00
United States of America	INNOVATIONS FOR POVERTY ACTION	Subsides	1	72,161.00
United States of America	INSTITUTE OF INTERNATIONAL EDUCATION, INC.	Feasibility studies or screening of project ideas	1	1,307,781.00
United States of America	INTERNATIONAL FOOD POLICY RESEARCH INSTITUTE	Feasibility studies or screening of project ideas	1	35,614.21
United States of America	MIGRATION POLICY INSTITUTE	Feasibility studies or screening of project ideas	1	167,087.00
United States of America	SHIFT PROJECT LTD	Feasibility studies or screening of project ideas	1	134,000.00
United States of America	SUCCESSFACTORS, INC	Education and Training Services	3	833,577.66
United States of America	TUFTS UNIVERSITY - COLLEGE	Feasibility studies or screening of project ideas	2	431,786.66
United States of America	UNFFA CONTRIBUTIONS ACCOUNT	Management, Business Professionals, Administrative Services	1	114,845.00
United States of America	UNICEF NO.1 (UNITED NATIONS CHILDREN'S FUND)	Engineering and Research and Technology Based Services	1	76,500.00
Unspecified Countries	ASSOCIATION POUR LA PROMOTION ANIMALE ET LES INITIATIVES DE FERN	Culture	1	162,098.00
Unspecified Countries	CABINET D'INGENIERIE DE FORMATION ET DE CONSEILS	Culture	1	196,096.00
Unspecified Countries	CENTRE DE SUIVI ET D'ASSISTANCE EN MANAGEMENT	Culture	1	189,426.00
Unspecified Countries	ENABLIS ENTREPRENEURIAL NETWORK EAST AFRICA LIMITED	Culture	1	50,000.00
Unspecified Countries	INSTITUTO NACIONAL DE ESTADISTICA	Engineering and Research and Technology Based Services	1	45,526.00
Unspecified Countries	MUTUELLE DE JEUNES CHRÉTIENS POUR LE DEVELOPMENT	Culture	1	169,924.00
Viet Nam	GENERAL STATISTICS OFFICE - DPLS	Engineering and Research and Technology Based Services	1	434,006.00
Viet Nam	GENERAL STATISTICS OFFICE - DPLS	Feasibility studies or screening of project ideas	1	30,744.00
Viet Nam	GENERAL STATISTICS OFFICE - VHLSS	Feasibility studies or screening of project ideas	1	30,744.00
Viet Nam	GROUPE DE RECHERCHE ET D'ECHANGES TECHNOLOGIQUES	Culture	1	38,980.00
Viet Nam	LEARNSMART JSC.	Feasibility studies or screening of project ideas	1	95,917.00
Viet Nam	Name withheld for security reasons*	Culture	1	45,700.00
Viet Nam	THE ADMINISTRATION FOR PROTECTION AND CARE OF CHILDREN, MOLISA	Culture	1	40,412.00
Yemen	CENTRAL STATISTICAL ORGANIZATION	Engineering and Research and Technology Based Services	1	483,816.00
Yemen	SMEPS / SMALL & MICRO ENTERPRISE PROMOTION SERVICE	Employment	1	70,000.00
Yemen	UNDP YEMEN SANAA	Lease and rental of property or building	1	30,426.95
Yemen	YEMEN EDUCATION FOR EMPLOYMENT (YEFE)	Project management	1	70,000.00
Zimbabwe	MOU WITH UNDP	Computer services	1	46,991.00
Zimbabwe	REALTIME	Computer services	1	454,812.00
Zimbabwe	ZIMBABWE CONGRESS OF TRADE UNIONS	In service training and manpower development	1	175,000.00
<b>ITC</b>				
Canada	LEXUM INFORMATIQUE JURIDIQUE INC	Application implementation services	1	31,128.31
Egypt	TECHNOLOGY PARTNERS	Information Technology Service Delivery	1	44,950.00
France	CYBION S.A.	Business and corporate management consultation services	1	34,685.86
France	KOMPASS INTERNATIONAL	Trade statistics	2	111,363.60
Germany	CORNERSTONE ONDEMAND LIMITED	Temporary information technology software developers	2	106,900.00
Germany	IGEDO COMPANY GMBH & CO. KG	Trade shows and exhibits	3	132,984.41
India	WEB SPIDERS LTD	Information Technology Service Delivery	2	74,414.34
Italy	ALTA ROMA S.C.P.A.	Trade shows and exhibits	1	37,021.19
Kenya	ETHICAL FASHION AFRICA LIMITED	Trade promotion services	1	66,085.77
Luxembourg	IMPRIMERIE CENTRALE SA	Printing	1	42,764.40
Netherlands	TRIPLE E CONSULTING B.V	Trade facilitation	1	41,895.00
Russian Federation	TEXTILEXPO JSC	Trade shows and exhibits	1	33,602.02
Switzerland	AMAUDRUZ SA (LAUSANNE) Cablage 73172	Electrical equipment maintenance and repair service	1	50,000.00
Switzerland	AMERICAN EXPRESS INTERNATIONAL INC.	Travel agents	1	4,063,598.93
Switzerland	ATIKS SA	Building cleaning services	1	287,783.37
Switzerland	CANON (SUISSE) SA	Photocopier rental or leasing service	1	75,500.00
Switzerland	DGDA SWITZERLAND SARL	Professional communication services	4	177,622.70
Switzerland	ELCA INFORMATIQUE SA	Management education and training services	1	33,076.07
Switzerland	FIPOL-FONDATION DES IMMEUB. ORGAN.INTERN.	Lease and rental of property or building	1	1,187,280.09
Switzerland	GRAPHAX SA	Photocopier rental or leasing service	1	146,952.95
Switzerland	HORVATH & PARTNER AG	Business and corporate management consultation services	1	30,590.00
Switzerland	ICC SERVICES	Information Technology Service Delivery	1	53,004.00
Switzerland	INTERNATIONAL COMPUTING CENTRE	Information Technology Service Delivery	5	345,195.00
Switzerland	LANEXPERT SA	Information Technology Service Delivery	1	39,556.04
Switzerland	Name withheld for security reasons*	Temporary architectural services	2	86,202.65
Switzerland	OCE (SUISSE) SA	Printing equipment maintenance	4	345,098.10
Switzerland	SERVICES INDUSTRIELS DE GENEVE	Utilities	2	215,536.11
Switzerland	SUNRISE COMMUNICATIONS AG	Data communication equipment or platform rental or leasing service	3	282,980.84
Switzerland	SWISSCOM (SUISSE) SA	Local and long distance telephone communications	2	230,000.00
Switzerland	WINKREATIVE AG	Media relations services	1	47,500.00
United Kingdom	SAANA CONSULTING LIMITED	Business and corporate management consultation services	1	112,404.00
United Kingdom	TERRA FIRMA ASSOCIATES	Temporary sourcing and logistics services	1	72,079.29
United States of America	SERVERSIDE, INC	Information Technology Service Delivery	1	66,900.00
Unspecified Countries	UNITED NATIONS SYSTEM CONSORTIUM	Trade statistics	1	32,396.13
<b>ITU</b>				
Austria	UNITED NATIONS OFFICE	Other Services	1	38,436.97
France	ALTECA	Other Services	1	150,167.46
Ireland	SYMANTEC LTD	Computer hardware rental or leasing services	1	31,388.20
Luxembourg	IMPRIMERIE CENTRALE SA.	Printing	2	163,533.82
Spain	CODIUM TETRAGEN S.L.	Other Services	1	124,040.91
Spain	EVERIS SPAIN SLU	Other Services	1	53,172.38
Sweden	PROGIRA RADIO COMMUNICATION	Other Services	1	59,347.42
Switzerland	BALDACCI SA	Building maintenance and repair services	1	90,517.24
Switzerland	BELL SWITZERLAND SA	Language schooling	2	117,202.86
Switzerland	Name withheld for security reasons*	Specialized educational services	1	33,405.17
Switzerland	CONNECTIS SA	Computer hardware rental or leasing services	1	67,421.34
Switzerland	E-SECURE SARL	Computer hardware rental or leasing services	1	50,867.93
Switzerland	E-SECURE SARL	Specialized educational services	1	34,998.50
Switzerland	JACQUET SA - PEPINIERE JARDIN	Building maintenance and repair services	1	96,982.76
Switzerland	MERCER	Other Services	1	36,206.90
Switzerland	ORACLE SOFTWARE (SUISSE)	Computer hardware rental or leasing services	1	39,823.71
Switzerland	SAP (Suisse) AG	Computer hardware rental or leasing services	1	284,913.79
Switzerland	SAP(Suisse) AG	Computer hardware rental or leasing services	1	92,797.11
Switzerland	SAP(Suisse) AG	Specialized educational services	1	32,025.86
Switzerland	TOPNET SA (GE)	General building and office cleaning and maintenance services	1	234,913.79
Switzerland	UNITY WEB Sarl	Other Services	1	86,206.90
Switzerland	WORLD HEALTH ORGANISATION	Computer hardware rental or leasing services	2	1,517,444.32
Thailand	ALRIGHT COMBINATION CENTRIC CO. LTD	Other Services	1	32,635.57
Thailand	ASIA-PACIFIC TELECOMMUNITY	Other Services	1	33,283.08
Thailand	Co. E. TOTAL SOLUTION CO. Ltd	Other Services	1	45,679.19
Thailand	FREESIZE BROADCASTING CO. LTD.	Other Services	1	34,235.82
Thailand	IMPACT EXHIBITION MANAGEMENT	Other Services	1	47,425.32
Thailand	PICO (THAILAND) PUBLIC CO. LTD	Electrical system services	1	38,976.42
Thailand	PICO (THAILAND) PUBLIC CO. LTD	Other Services	1	51,744.09
United States of America	NEXPEDIENCE NETWORKS LLC	Other Services	1	129,625.31
United States of America	SMART SOURCE COMPUTER & AUDIO VISUA	Other Services	1	30,380.23
United States of America	SOLSTAR ENERGY DEVICES LLC	Other Services	1	50,737.90
<b>OPCW</b>				
Belgium	VAN BREDA/CIGNA	Health or hospitalization insurance	1	2,392,081.96
Belgium	VAN BREDA/CIGNA	Insurance and retirement services	1	291,104.64
Belgium	VANBREDA RISK & BENEFITS	Marine insurance	1	33,125.83

\* For security and privacy reasons, the name of the contractor is not displayed when it includes the name of an individual.

2013 | Major contracts for services and works by UN organization

AGENCY	Location of Supplier	Name of Contractor	Description of Services	# Contracts	Total Value of Contracts (USD)
<b>OPCW continued</b>					
Cyprus		HART SECURITY LTD.	Personnel skills training	1	43,322.10
Finland		UNIVERSITY OF HELSINKI /VERIFIN H5290	Engineering vocational training services	1	130,116.56
Finland		VERIFIN FINISH INSTITUTE VERIFICATION OF CWC	Materials or product inspection	2	182,781.45
France		Allianz	Insurance and retirement services	1	289,600.00
Germany		HEAD OF INT'L RELATIONS FED. COURT AUDITORS.GE	Internal audits	1	152,317.88
Libya		WADI EGAIB FOR OIL FIELD SERVICES CO., ETOSCO	Transportation storage service	1	682,890.46
Malaysia		UNIVERSITI TEKNOLOGI MALAYSIA	Engineering vocational training services	1	39,165.56
Netherlands		BECHTLE DIRECT B.V.	Maintenance or support fees	2	115,988.56
Netherlands		BEVER ZWERFSPOORT B.V. (OUTDOOR & TRAVEL)	Emergency tent or hall	1	40,760.17
Netherlands		CARLSON WAGONLIT TRAVEL	Commercial airplane travel	1	4,765,287.41
Netherlands		COURT GARDEN HOTEL - ECODESIGNED	Hotels	1	68,490.64
Netherlands		CROON ELECTROTECHNIEK BV- (CROON TBI TECHNIEK	Electrical inspection service	1	47,539.79
Netherlands		Name withheld for security reasons*	Commercial or industrial facility rental	1	107,862.98
Netherlands		Derksen	Transportation storage service	1	558,517.88
Netherlands		DIMENSION DATA NEDERLAND BV	Building maintenance service	1	30,359.94
Netherlands		ENECO ENERGIE SERVICES BV	District heating	1	139,072.85
Netherlands		FRIS INVESTMENT CARE (EX-B&F PROPERTY MANAG.)	Commercial or industrial facility rental	1	3,527,328.53
Netherlands		GARTNER NEDERLAND BV	Information technology consultation services	1	106,622.52
Netherlands		INFOR GLOBAL SOLUTIONS BV	Maintenance or support fees	1	115,105.17
Netherlands		ISS NEDERLAND B.V. - ISS CLEANING SERVICES	Building cleaning services	1	101,191.92
Netherlands		JOINT ANALYTICAL SYSTEMS BENELUX BV (JSB)	Laboratory equipment maintenance	1	40,762.91
Netherlands		KONICA MINOLTA BUSINESS SOLUTIONS NL B.V.	Photocopier rental or leasing service	1	75,637.51
Netherlands		KYZO INTERIEUR & EXTERIEUR BEPLANTIG	Exterior grounds maintenance	1	47,944.37
Netherlands		MAIN ENERGY B.V.	Supply of single phase electricity	1	250,331.13
Netherlands		QUINTIQ PRODUCTS BV	Maintenance or support fees	1	36,782.15
Netherlands		RTD (APPLUS RTD BENELUX-NDT & INSPECTION)	Building maintenance service	1	34,398.64
Netherlands		STEDIN	Supply of single phase electricity	1	92,715.23
Netherlands		UNISYS NEDERLAND N.V.	Maintenance or support fees	1	98,999.84
Netherlands		VODAFONE BV	Telecommunications media services	1	45,915.23
Netherlands		WORLD FORUM CONVENTION CENTER(GL EVENTS)	Conference centers	1	326,472.37
Netherlands		WORLD FORUM CONVENTION CENTER(GL EVENTS)	Parking fees	1	41,911.35
Serbia		MINISTRY OF DEFENSE OF THE REPUBLIC OF SERBIA	Personnel skills training	1	70,606.62
Sweden		FOI SWEDISH DEFENCE RESEARCH AGENCY	Materials or product inspection	2	182,781.45
United Kingdom		UNIVERSITY OF SURREY	Engineering vocational training services	1	130,193.73
United Kingdom		WILLIS LIMITED	Insurance and retirement services	1	37,475.17
United Kingdom		WILLIS LIMITED	Liability insurance	1	43,046.36
United States of America		ACUTECH GROUP INC	Engineering vocational training services	1	59,215.10
United States of America		IHS GLOBAL INC. (SRI CONSULTING)	Publication printing	1	31,038.83
United States of America		UNITED NATIONS GENERAL FUND (NEW YORK)	Security guard services	1	35,834.44
<b>PAHO</b>					
Canada		COGSDALE CORPORATION.	Software maintenance and support	1	177,297.08
Canada		DELTA HOTEL NO.12 OPERATING LTD.	Hotels and lodging and meeting facilities	1	50,478.56
Colombia		UNIVERSIDAD NACIONAL DE COLOMBIA.	System and system component administration services	1	41,446.00
Denmark		UNICEF SUPPLY DIVISION.	Transport arranging services	1	32,130.00
France		Name withheld for security reasons*	Vending machine installation and maintenance service	1	67,620.00
Germany		HELM MEDICAL GMBH.	Transport arranging services	2	112,696.00
India		HINDUSTAN SYRINGES & MEDICAL DEVICES	Transport arranging services	4	218,666.00
India		MACLEODS PHARMACEUTICALS	Transport arranging services	1	47,810.00
Norway		POLYNOR	Transport arranging services	1	44,360.00
Norway		POLYNOR.	Transport arranging services	4	259,870.00
Spain		SALUMEDIA TECNOLOGIAS, S.L.	Business and corporate management consultation services	1	44,800.00
Switzerland		INTERNATIONAL COMPUTING CENTER (ICC)	System and system component administration services	1	435,972.00
United Arab Emirates		ABU DHABI MEDICAL DEVICES CO	Transport arranging services	2	103,127.00
United States of America		B&M CONTRACTORS	Subsea well project front end engineering design service FEED	1	39,625.00
United States of America		BRIGHTKEY, INC.	Business and corporate management consultation services	2	160,000.00
United States of America		Name withheld for security reasons*	Public administration	1	75,000.00
United States of America		CLEARPATH SOLUTIONS GROUP LLC.	Software maintenance and support	1	227,725.00
United States of America		COMPUCOM SYSTEMS, INC.	System and system component administration services	1	295,000.00
United States of America		CUTTER, CONSORTIUM.	System and system component administration services	1	1,354,046.40
United States of America		CWX GROUP, LLC.	System and system component administration services	1	31,360.00
United States of America		DATABANK IMX, LLC.	Business and corporate management consultation services	1	32,000.00
United States of America		DEAUVILLE BEACH RESORT	Hotels and lodging and meeting facilities	1	36,711.88
United States of America		Name withheld for security reasons*	Legal services	1	36,000.00
United States of America		HEWITT ASSOCIATES.	Business and corporate management consultation services	1	30,000.00
United States of America		INTERNATIONAL BUILDING SE	Integrated services	1	90,000.00
United States of America		INTERNATIONAL BUILDING SERVICES, INC	Business and corporate management consultation services	1	45,000.00
United States of America		INTERNATIONAL BUILDING SERVICES, INC	Integrated services	2	75,367.00
United States of America		INTERNATIONAL BUILDING SERVICES, INC.	Business and corporate management consultation services	1	139,000.00
United States of America		KC-DC CONSULTING, INC	Temporary personnel services	1	30,080.00
United States of America		MIRACLE SOFTWARE INC.	Temporary personnel services	2	135,270.00
United States of America		RUTGERS, THE STATE UNIVERSITY,	System and system component administration services	1	63,482.00
United States of America		RUTHERFOORD, AN MMA COMPANY	Transport arranging services	1	77,210.00
United States of America		SHERATON MIAMI AIRPORT HOTEL.	Hotels and lodging and meeting facilities	1	42,413.25
United States of America		SIEMENS INDUSTRY, INC.	Business and corporate management consultation services	2	70,800.00
United States of America		SOPHISTICATED BUSINESS SYSTEMS INC.	System and system component administration services	1	183,000.00
United States of America		SUCCESS FACTORS.	Temporary personnel services	1	39,600.00
United States of America		TATA INTERACTIVE SYSTEMS.	Temporary personnel services	1	45,000.00
United States of America		UNIGROUP WORLDWIDE UTS	Transport arranging services	1	35,134.00
United States of America		WEBER SHANDWICK.	System and system component administration services	1	118,862.68
United States of America		WORKDAY, INC.	Business and corporate management consultation services	1	599,540.00
<b>UNAIDS</b>					
Angola	N/A		Building maintenance service	1	69,300.00
Argentina	N/A		Healthcare Services	1	32,039.00
Australia	N/A		Public relations and professional communications services	1	54,200.00
Barbados	N/A		Healthcare Services	1	59,040.00
Belarus	N/A		Healthcare Services	1	31,116.84
Botswana	N/A		Healthcare Services	1	95,160.00
Brazil	N/A		Healthcare Services	3	231,685.85
Brazil	N/A		Management, Business Professionals, Administrative Services	3	34,890.69
Burkina Faso	N/A		Healthcare Services	2	2,101,694.12
Burundi	N/A		Healthcare Services	1	30,000.00
Cameroon	N/A		Building maintenance service	1	36,551.74
Cameroon	N/A		Healthcare Services	1	43,268.04
Canada	N/A		Business and corporate management consultation services	1	30,000.00
Canada	N/A		Management advisory services	1	95,274.00
Central African Republic	N/A		Healthcare Services	1	62,932.93
Chile	N/A		Healthcare Services	1	60,240.00
China	N/A		Building maintenance service	1	103,051.09
China	N/A		Healthcare Services	1	42,380.49
Democratic Rep. of the Congo	N/A		Building maintenance service	1	45,400.00
Democratic Rep. of the Congo	N/A		Healthcare Services	1	60,071.88
Democratic Rep. of the Congo	N/A		Management, Business Professionals, Administrative Services	1	32,256.00
Djibouti	N/A		Building maintenance service	2	98,119.95
Djibouti	N/A		Computer services	1	38,064.00
Ecuador	N/A		Management, Business Professionals, Administrative Services	1	66,000.00
Egypt	N/A		Business and corporate management consultation services	1	30,000.00
Eritrea	N/A		Building maintenance service	1	74,877.50
Ethiopia	N/A		Management, Business Professionals, Administrative Services	1	89,615.00
Ethiopia	N/A		Public Utilities and Public Sector Related Services	1	34,800.00
Fiji	N/A		Healthcare Services	1	46,800.00
France	N/A		Management, Business Professionals, Administrative Services	2	70,816.37
France	N/A		Meeting facilities	1	56,931.03
France	N/A		Telecommunications media services	1	38,380.00
France	N/A		Transportation and Storage and Mail Services	1	48,335.98
Gabon	N/A		Building maintenance service	1	59,328.75

\* For security and privacy reasons, the name of the contractor is not displayed when it includes the name of an individual.

AGENCY	Location of Supplier	Name of Contractor	Description of Services	# Contracts	Total Value of Contracts (USD)
	<b>UNAIDS continued</b>				
	Gabon	N/A	Business and corporate management consultation services	1	35 723.42
	Gambia	N/A	Healthcare Services	1	67 260.43
	Guyana	N/A	Building maintenance service	1	55 000.00
	Honduras	N/A	Building maintenance service	1	69 300.00
	India	N/A	Building maintenance service	2	280 556.45
	India	N/A	Healthcare Services	1	30 343.81
	India	N/A	Management, Business Professionals, Administrative Services	2	109 400.16
	Italy	N/A	Building maintenance service	2	497 880.00
	Italy	N/A	Editorial and Design and Graphic and Fine Art Services	1	33 240.00
	Italy	N/A	Public relations and professional communications services	1	30 000.00
	Jamaica	N/A	Meeting facilities	1	38 240.43
	Jordan	N/A	Healthcare Services	1	42 000.00
	Kenya	N/A	Healthcare Services	2	256 165.20
	Kenya	N/A	Meeting facilities	1	46 374.00
	Kyrgyzstan	N/A	Meeting facilities	1	68 968.20
	Libera	N/A	Building maintenance service	1	84 699.45
	Libera	N/A	Healthcare Services	1	42 000.00
	Madagascar	N/A	Healthcare Services	1	80 320.00
	Malaysia	N/A	Building maintenance service	1	47 088.49
	Malaysia	N/A	Healthcare Services	3	2 188 898.00
	Mongolia	N/A	Management, Business Professionals, Administrative Services	2	89 286.00
	Morocco	N/A	Building maintenance service	1	32 000.00
	Morocco	N/A	Healthcare Services	1	38 500.00
	Myanmar	N/A	Management, Business Professionals, Administrative Services	1	125 400.00
	Netherlands	N/A	Computer services	1	33 000.00
	Netherlands	N/A	Healthcare Services	1	37 880.00
	New Zealand	N/A	Telecommunications media services	1	50 000.00
	Niger	N/A	Healthcare Services	1	59 640.00
	Nigeria	N/A	Building maintenance service	1	50 400.00
	Nigeria	N/A	Healthcare Services	2	162 635.58
	Peru	N/A	Healthcare Services	3	157 389.14
	Philippines	N/A	Healthcare Services	2	74 027.75
	Philippines	N/A	Meeting facilities	1	31 100.48
	Republic of Moldova	N/A	Computer services	1	49 102.13
	Russian Federation	N/A	Healthcare Services	2	111 384.99
	Russian Federation	N/A	Management, Business Professionals, Administrative Services	1	65 261.40
	Saudi Arabia	N/A	Healthcare Services	1	30 000.00
	Senegal	N/A	Meeting facilities	1	47 099.79
	Singapore	N/A	Management, Business Professionals, Administrative Services	1	39 250.00
	Somalia	N/A	Computer services	1	35 917.32
	South Africa	N/A	Healthcare Services	3	3 043 014.00
	South Africa	N/A	Management, Business Professionals, Administrative Services	1	39 778.69
	South Africa	N/A	Meeting facilities	1	32 209.16
	Sri Lanka	N/A	Healthcare Services	1	31 923.74
	Swaziland	N/A	Building maintenance service	1	94 059.41
	Switzerland	N/A	Business and corporate management consultation services	1	55 372.00
	Switzerland	N/A	Computer services	3	492 251.61
	Switzerland	N/A	Healthcare Services	1	32 950.00
	Switzerland	N/A	Management advisory services	2	126 844.03
	Switzerland	N/A	Management, Business Professionals, Administrative Services	2	82 369.66
	Switzerland	N/A	Meeting facilities	2	136 107.04
	Thailand	N/A	Healthcare Services	2	100 487.00
	Thailand	N/A	Management, Business Professionals, Administrative Services	3	261 516.12
	Thailand	N/A	Public relations and professional communications services	1	80 000.00
	Trinidad and Tobago	N/A	Management, Business Professionals, Administrative Services	1	58 680.00
	Ukraine	N/A	Healthcare Services	1	42 500.00
	Ukraine	N/A	Meeting facilities	1	31 265.27
	United Kingdom	N/A	Business and corporate management consultation services	1	78 100.00
	United Kingdom	N/A	Computer services	1	38 910.47
	United Kingdom	N/A	Editorial and Design and Graphic and Fine Art Services	1	32 233.23
	United Kingdom	N/A	Healthcare Services	1	296 183.21
	United Kingdom	N/A	Human resources services	1	139 070.69
	United Kingdom	N/A	Management advisory services	1	64 400.00
	United Kingdom	N/A	Management, Business Professionals, Administrative Services	1	35 100.00
	United Kingdom	N/A	Meeting facilities	1	61 845.00
	United Republic of Tanzania	N/A	Building maintenance service	1	98 346.00
	United Republic of Tanzania	N/A	Healthcare Services	1	56 249.32
	United States of America	N/A	Building maintenance service	1	255 871.00
	United States of America	N/A	Business and corporate management consultation services	1	123 544.63
	United States of America	N/A	Editorial and Design and Graphic and Fine Art Services	1	229 600.00
	United States of America	N/A	Human resources services	3	164 167.00
	United States of America	N/A	Management advisory services	2	248 854.00
	United States of America	N/A	Management, Business Professionals, Administrative Services	3	171 711.00
	United States of America	N/A	Public relations and professional communications services	1	92 129.00
	United States of America	N/A	Public Utilities and Public Sector Related Services	1	40 600.00
	Unspecified Countries	N/A	Building maintenance service	16	1 047 603.17
	Unspecified Countries	N/A	Healthcare Services	2	151 191.97
	Unspecified Countries	N/A	Management, Business Professionals, Administrative Services	6	306 476.00
	Unspecified Countries	N/A	Telecommunications media services	1	43 747.00
	Uzbekistan	N/A	Healthcare Services	1	40 950.00
	Venezuela (Bolivarian Rep. of)	N/A	Healthcare Services	1	36 000.00
	Viet Nam	N/A	Building maintenance service	1	86 659.66
	Viet Nam	N/A	Healthcare Services	1	128 584.00
	Yemen	N/A	Healthcare Services	2	72 595.00
	Zambia	N/A	Management, Business Professionals, Administrative Services	2	129 079.23
	Zambia	N/A	Public Utilities and Public Sector Related Services	1	31 682.93
	<b>UNDP</b>				
	Afghanistan	AFGHAN AMERICAN ADVERTISING	Reproduction services	2	264 200.00
	Afghanistan	AFGHAN TELECOM	Telecommunications media services	2	145 424.70
	Afghanistan	Name withheld for security reasons*	Business administration services	1	44 000.00
	Afghanistan	AHMAD PRINTING PRESS	Reproduction services	1	44 910.00
	Afghanistan	Name withheld for security reasons*	Accounting and bookkeeping services	1	68 900.00
	Afghanistan	Name withheld for security reasons*	Business administration services	2	90 083.00
	Afghanistan	AWCC	Telecommunications media services	2	73 395.83
	Afghanistan	Name withheld for security reasons*	Business administration services	1	64 784.00
	Afghanistan	Name withheld for security reasons*	Utilities	1	34 924.33
	Afghanistan	Name withheld for security reasons*	Business administration services	1	72 972.00
	Afghanistan	Development & Humanitarian Service for A	Graphic design	1	276 910.00
	Afghanistan	DHL	Mail and cargo transport	1	59 130.00
	Afghanistan	EFFEL ADVERTISING	Reproduction services	2	775 389.60
	Afghanistan	ERNST & YOUNG FORD RHODES SIDAT HYDER	Accounting and bookkeeping services	1	64 001.00
	Afghanistan	Name withheld for security reasons*	Passenger transport	1	1 431 456.14
	Afghanistan	Etsalat Afghanistan	Computer services	1	45 033.32
	Afghanistan	EUREKA RESEARCH	Human resources services	1	114 811.00
	Afghanistan	EUREKA RESEARCH	Management advisory services	2	106 554.00
	Afghanistan	FKH Media	Advertising	3	525 693.73
	Afghanistan	FKH Media	Graphic design	1	149 670.00
	Afghanistan	GLOBAL ENTOURAGE SERVICES	Computer services	6	295 118.00
	Afghanistan	Name withheld for security reasons*	Nonresidential building construction services	1	118 080.00
	Afghanistan	IDG SECURITY AFGHANISTAN LTD	Security and personal safety	5	317 650.00
	Afghanistan	IO GLOBAL SERVICES PRIVATE LIMITED	Computer services	6	524 548.00
	Afghanistan	IO GLOBAL SERVICES PRIVATE LIMITED	Information Technology Service Delivery	2	113 152.00
	Afghanistan	LAPIS LTD	Community and social services	1	76 653.60
	Afghanistan	LAPIS LTD	Development finance	1	40 846.00
	Afghanistan	LINKED VILLAGE	Information Technology Service Delivery	1	49 356.30

\* For security and privacy reasons, the name of the contractor is not displayed when it includes the name of an individual.

2013 | Major contracts for services and works by UN organization

AGENCY	Location of Supplier	Name of Contractor	Description of Services	# Contracts	Total Value of Contracts (USD)
	<b>UNDP continued</b>				
	Afghanistan	Name withheld for security reasons*	Real estate services	2	198,000.00
	Afghanistan	Name withheld for security reasons*	Real estate services	1	48,000.00
	Afghanistan	NOMANY PRINTING PRESS	Reproduction services	1	36,583.14
	Afghanistan	Name withheld for security reasons*	Real estate services	1	49,500.00
	Afghanistan	ROSHAN TELECOM DEVELOP CO. AFG.LTD.	Information Technology Service Delivery	2	800,550.91
	Afghanistan	ROSHAN TELECOM DEVELOP CO. AFG.LTD.	Telecommunications media services	1	64,203.40
	Afghanistan	Name withheld for security reasons*	Passenger transport	1	408,771.93
	Afghanistan	Name withheld for security reasons*	Real estate services	1	45,000.00
	Afghanistan	STRATEX HOSPITALITY	Real estate services	13	3,622,830.14
	Afghanistan	Name withheld for security reasons*	Transportation repair or maintenance services	1	56,599.43
	Afghanistan	UNAMA	Real estate services	6	1,375,993.52
	Afghanistan	UNAMA	Security and personal safety	1	61,621.74
	Afghanistan	UNICEF AFGHANISTAN COUNTRY OFFICE	Real estate services	1	58,675.00
	Afghanistan	UNITED UNIFORM CONSTRUCTION COMPANY	Building and facility maintenance and repair services	1	35,682.50
	Afghanistan	UNOPS AFGHANISTAN PIF	Real estate services	5	557,324.18
	Afghanistan	WOOR CONSTRUCTION COMPANY	Residential building construction services	1	598,504.19
	Afghanistan	Name withheld for security reasons*	Passenger transport	1	2,124,868.42
	Albania	A.G.E. CO & CO SHPK	Nonresidential building construction services	2	85,202.31
	Albania	Name withheld for security reasons*	Business administration services	1	43,470.00
	Albania	GEN-RED SHPK	Professional engineering services	1	92,531.68
	Albania	GURTEN SHPK	Real estate services	1	46,176.88
	Albania	LEON KONSTRUKSION SHPK	Professional engineering services	1	44,577.66
	Albania	PARLLAKU SHPK	Nonresidential building construction services	1	32,731.25
	Albania	STELA 2000	Nonresidential building construction services	1	31,036.24
	Albania	URBAN RESEARCH INSTITUTE	Vocational training	1	39,910.00
	Algeria	AGENCE NATIONALE D'AMENAGEMENT DU TERRI	Real estate services	1	38,167.94
	Algeria	AKALIM MEDIA PRODUCTION	Telecommunications media services	1	40,247.24
	Algeria	Name withheld for security reasons*	Real estate services	4	467,406.38
	Algeria	Name withheld for security reasons*	Business administration services	1	32,496.31
	Algeria	Name withheld for security reasons*	Travel facilitation	2	115,396.89
	Algeria	Name withheld for security reasons*	Business administration services	1	53,000.00
	Algeria	Name withheld for security reasons*	Real estate services	5	208,534.52
	Algeria	Name withheld for security reasons*	Travel facilitation	1	67,284.37
	Algeria	Name withheld for security reasons*	Reproduction services	1	60,017.33
	Angola	AGS FRASERS ANGOLA	Mail and cargo transport	2	99,737.80
	Angola	EAL-EDICOES DE ANGOLA	Reproduction services	1	39,372.13
	Angola	EDETA, LDA	Environmental management	1	41,558.00
	Angola	Name withheld for security reasons*	Security and personal safety	2	189,458.00
	Angola	Name withheld for security reasons*	Business administration services	1	48,400.00
	Angola	PROMETEUS LDA	Building and facility maintenance and repair services	3	166,140.18
	Angola	Name withheld for security reasons*	Business administration services	1	31,500.00
	Angola	Name withheld for security reasons*	Business administration services	1	81,182.00
	Argentina	AUDITORIA GENERAL DE LA NACION	Accounting and bookkeeping services	1	165,997.60
	Argentina	Name withheld for security reasons*	Accounting and bookkeeping services	3	186,431.56
	Argentina	CONSORCIO DE PROP. ESMERALDA 114-120-130	Building and facility maintenance and repair services	1	75,360.48
	Argentina	CRIROMA SA	Real estate services	1	33,841.70
	Argentina	Name withheld for security reasons*	Economics	1	88,594.70
	Argentina	Name withheld for security reasons*	Business administration services	1	70,200.00
	Argentina	Name withheld for security reasons*	Building and facility maintenance and repair services	1	99,348.27
	Argentina	Name withheld for security reasons*	Real estate services	1	34,969.45
	Argentina	Name withheld for security reasons*	Business administration services	1	86,000.00
	Argentina	USS GUARDIA PRIVADA S.A.	Security and personal safety	1	109,042.78
	Armenia	Name withheld for security reasons*	Professional engineering services	1	147,004.87
	Armenia	BUILDING DEPARTMENT N1 OJSC	Professional engineering services	5	515,346.43
	Armenia	INTERNATIONAL CENTER FOR HUMAN DEVELOPME	Civic organizations and associations and movements	1	47,380.00
	Armenia	LEGION PARISP LLC	Environmental management	1	32,500.00
	Armenia	Name withheld for security reasons*	Real estate services	1	68,001.57
	Armenia	UCOM LLC	Professional engineering services	2	213,953.59
	Armenia	UCOM LLC	Telecommunications media services	3	452,717.42
	Armenia	VANI LTD	Environmental protection	1	35,933.24
	Australia	ADEA POWER CONSULTING PTY LTD	Professional engineering services	9	1,371,451.00
	Australia	Name withheld for security reasons*	Business administration services	1	62,103.00
	Australia	AIDS PROJECT MANAGEMENT GROUP	Comprehensive health services	1	34,560.00
	Australia	AIDS PROJECT MANAGEMENT GROUP	Legal services	1	49,984.00
	Australia	AIDS PROJECTS MANAGEMENT GROUP	Statistics	2	134,280.00
	Australia	Name withheld for security reasons*	Business administration services	1	35,750.00
	Australia	Name withheld for security reasons*	Business administration services	1	30,000.00
	Australia	Name withheld for security reasons*	Business administration services	1	79,255.00
	Australia	Name withheld for security reasons*	Business administration services	1	38,925.00
	Australia	Name withheld for security reasons*	Business administration services	1	38,400.00
	Australia	AUSTRALIAN COUNCIL OF EDUCAT. RESEARCH	Vocational training	4	894,815.50
	Australia	Name withheld for security reasons*	Business administration services	1	59,920.00
	Australia	CORALITY PTY LTD	Public administration and finance services	1	35,000.00
	Australia	Name withheld for security reasons*	Business administration services	1	37,348.00
	Australia	Name withheld for security reasons*	Business administration services	1	33,000.00
	Australia	Name withheld for security reasons*	Business administration services	1	62,355.36
	Australia	Name withheld for security reasons*	Business administration services	1	81,600.00
	Australia	Name withheld for security reasons*	Business administration services	1	30,600.00
	Australia	Name withheld for security reasons*	Business administration services	3	150,000.00
	Australia	Name withheld for security reasons*	Business administration services	1	74,737.00
	Australia	Ironbark Sustainability Pty. LTD	Business administration services	1	40,482.00
	Australia	Name withheld for security reasons*	Business administration services	1	143,735.00
	Australia	Name withheld for security reasons*	Business administration services	1	97,873.30
	Australia	Name withheld for security reasons*	Business administration services	4	202,041.38
	Australia	Name withheld for security reasons*	Community and social services	1	33,160.00
	Australia	Name withheld for security reasons*	Business administration services	1	35,750.00
	Australia	Name withheld for security reasons*	Business administration services	1	98,910.00
	Australia	Name withheld for security reasons*	Business administration services	1	47,500.00
	Australia	Name withheld for security reasons*	Business administration services	1	106,648.00
	Australia	LIGHT NATURALLY	Business administration services	1	52,400.00
	Australia	Name withheld for security reasons*	Business administration services	1	41,194.72
	Australia	Name withheld for security reasons*	Business administration services	1	34,000.00
	Australia	Name withheld for security reasons*	Business administration services	1	45,430.00
	Australia	Name withheld for security reasons*	Business administration services	1	30,100.00
	Australia	Name withheld for security reasons*	Business administration services	1	75,000.00
	Australia	Name withheld for security reasons*	Business administration services	1	70,200.00
	Australia	Name withheld for security reasons*	Computer services	1	125,500.00
	Australia	Small World Stories	Graphic design	1	33,384.00
	Australia	Name withheld for security reasons*	Business administration services	1	30,000.00
	Australia	Name withheld for security reasons*	Business administration services	1	40,433.15
	Australia	Name withheld for security reasons*	Business administration services	3	147,166.00
	Austria	AMEX EXPORT-IMPORT GMBH	Computer services	1	30,755.70
	Austria	AMEX EXPORT-IMPORT GMBH	Manufacturing support services	2	83,832.59
	Austria	Name withheld for security reasons*	Business administration services	1	39,113.43
	Austria	Name withheld for security reasons*	Business administration services	1	51,600.00
	Austria	ENPROCON GmbH	Professional engineering services	1	30,121.89
	Austria	Name withheld for security reasons*	Business administration services	1	31,200.00
	Austria	Name withheld for security reasons*	Business administration services	1	80,952.00
	Austria	Name withheld for security reasons*	Business administration services	1	34,583.00
	Austria	INTERNATIONAL CENTRE FOR MIGRATION POLI	Vocational training	1	698,386.35
	Austria	Name withheld for security reasons*	Computer services	1	50,575.00
	Austria	Name withheld for security reasons*	Business administration services	1	50,195.57
	Austria	Name withheld for security reasons*	Business administration services	1	64,537.16
	Azerbaijan	BestComp Group	Computer services	1	230,587.60
	Azerbaijan	BHL-Servis Co LTD	Reproduction services	1	46,010.23

\* For security and privacy reasons, the name of the contractor is not displayed when it includes the name of an individual.

AGENCY	Location of Supplier	Name of Contractor	Description of Services	# Contracts	Total Value of Contracts (USD)
UNDP continued					
Azerbaijan		DROP MMC	Reproduction services	1	31,968.11
Azerbaijan		Hilal Group MMC	Building and facility maintenance and repair services	1	48,252.55
Azerbaijan		IS General Trading	Hotels and lodging and meeting facilities	1	299,671.00
Azerbaijan		Name withheld for security reasons*	Business administration services	1	44,880.00
Azerbaijan		Name withheld for security reasons*	Business administration services	1	36,000.00
Azerbaijan		Smart travel	Hotels and lodging and meeting facilities	1	33,414.32
Bangladesh		A.K. Enterprise	Humanitarian aid and relief	1	501,774.18
Bangladesh		AD. MOMENTS	Humanitarian aid and relief	1	95,477.20
Bangladesh		Name withheld for security reasons*	Community and social services	2	103,316.47
Bangladesh		Name withheld for security reasons*	Real estate services	1	95,825.75
Bangladesh		Name withheld for security reasons*	Vocational training	2	73,146.11
Bangladesh		Assistance for Slum Dwellers (ASD)	Humanitarian aid and relief	1	302,650.41
Bangladesh		ASSISTANCE FOR THE LIVELIHOOD OF THE	Community and social services	1	57,094.89
Bangladesh		Bangladesh Legal Aid and Services Trust	Vocational training	2	456,659.82
Bangladesh		BIAM - Bangladesh Institute of Admin &	Real estate services	1	46,814.04
Bangladesh		Name withheld for security reasons*	Business administration services	1	36,750.00
Bangladesh		BRAC	Community and social services	1	52,976.70
Bangladesh		Center for Natural Resource Studies	Vocational training	1	62,330.74
Bangladesh		Concern Worldwide	Community and social services	1	226,535.52
Bangladesh		e.Gen Consultants Limited	Statistics	1	52,243.16
Bangladesh		Eco-Social Development Organization	Professional engineering services	1	131,764.18
Bangladesh		Eco-Social Development Organization	Vocational training	3	452,236.31
Bangladesh		EMINENCE ASSOCIATES FOR SOCIAL DEVELOPEME	Humanitarian aid and relief	1	32,955.33
Bangladesh		Name withheld for security reasons*	Public administration and finance services	1	31,606.96
Bangladesh		Evergreen Printing and Packaging	Reproduction services	1	122,990.94
Bangladesh		E-Zone HRM Limited	Human resources services	1	47,475.06
Bangladesh		Name withheld for security reasons*	Community and social services	2	107,766.65
Bangladesh		HileHili Education&Social Dev.Foundation	Community and social services	1	69,864.85
Bangladesh		HOSSAIN PRINTERS & PACKAGERS PVT LTD	Reproduction services	1	35,595.03
Bangladesh		Humanitarian Foundation	Community and social services	1	40,131.47
Bangladesh		IDB-Bangladesh Islamic Solidar	Real estate services	1	761,751.52
Bangladesh		International Union for Conservation	Environmental management	2	93,280.55
Bangladesh		Islamic Relief	Professional engineering services	1	205,323.52
Bangladesh		Name withheld for security reasons*	Community and social services	1	42,694.86
Bangladesh		Livingston Armytage	Business administration services	1	49,957.00
Bangladesh		M/S. M. L. B. Construction	Professional engineering services	1	118,083.11
Bangladesh		Madaripur Legal Aid Association	Vocational training	3	511,910.54
Bangladesh		Management and Res. Dev. Initiative	Statistics	1	31,254.04
Bangladesh		Name withheld for security reasons*	Business administration services	1	34,635.12
Bangladesh		MEDIACOM LIMITED	Advertising	1	55,203.10
Bangladesh		MICRO INDUSTRIES DEV. ASSIST. & SERVICES	Humanitarian aid and relief	1	95,799.74
Bangladesh		Muslim Aid-UK Bangladesh Field Office	Humanitarian aid and relief	1	84,979.19
Bangladesh		Name withheld for security reasons*	Community and social services	1	51,358.77
Bangladesh		Nahid Advertising & Printing	Reproduction services	2	283,651.65
Bangladesh		Name withheld for security reasons*	Business administration services	2	99,068.00
Bangladesh		Practical Action	Community and social services	4	420,830.00
Bangladesh		Ranks-ITT Limited	Computer services	1	35,269.39
Bangladesh		READ - Research Evaluation Associates	Community and social services	1	31,291.92
Bangladesh		RESOURCES DEVELOPMENT CONSULTANTS (PVT)	Professional engineering services	1	99,254.00
Bangladesh		Name withheld for security reasons*	Business administration services	1	45,000.00
Bangladesh		RUPANTAR	Community and social services	1	33,238.62
Bangladesh		Name withheld for security reasons*	Humanitarian aid and relief	2	693,944.72
Bangladesh		SENTRY SECURITY SERVICES LTD.	Security and personal safety	1	41,987.80
Bangladesh		Shining Hill	Community and social services	1	42,936.90
Bangladesh		Shushilan	Humanitarian aid and relief	2	228,761.69
Bangladesh		SMEC International Pty Ltd.	Professional engineering services	1	63,914.00
Bangladesh		South Asian Network on Economic Modeling	Statistics	1	287,458.33
Bangladesh		Strategic Actions Society (SAS)	Community and social services	2	103,438.68
Bangladesh		Strategic Actions Society (SAS)	Vocational training	1	47,154.56
Bangladesh		Name withheld for security reasons*	Statistics	1	43,075.24
Bangladesh		Name withheld for security reasons*	Community and social services	1	36,477.21
Bangladesh		Name withheld for security reasons*	Community and social services	2	87,744.70
Bangladesh		TechnoVista Limited	Computer services	1	39,433.45
Bangladesh		TIGER IT BANGLADESH LTD	Human resources services	1	592,050.00
Bangladesh		Tithy Printing & Packaging	Reproduction services	1	40,637.70
Bangladesh		TOYMU	Vocational training	1	31,885.80
Bangladesh		Name withheld for security reasons*	Community and social services	1	55,258.95
Bangladesh		UTTARAN	Humanitarian aid and relief	1	84,979.19
Bangladesh		Verulam Associates Bangladesh Ltd	Statistics	1	114,724.20
Bangladesh		Voluntary Association For Rural	Humanitarian aid and relief	1	300,407.55
Bangladesh		Wave Foundation	Vocational training	2	433,362.30
Bangladesh		Name withheld for security reasons*	Community and social services	1	45,983.51
Bangladesh		Name withheld for security reasons*	Vocational training	1	98,094.42
Barbados		Name withheld for security reasons*	Business administration services	1	56,125.00
Barbados		MINISTRY OF HOUSING LANDS AND ENVIRONMEN	Utilities	1	47,644.39
Belarus		Name withheld for security reasons*	Marketing and distribution	1	36,726.24
Belarus		Name withheld for security reasons*	Professional engineering services	1	41,757.00
Belarus		Name withheld for security reasons*	Marketing and distribution	2	100,000.00
Belarus		Name withheld for security reasons*	Nonresidential building construction services	1	101,462.20
Belarus		Name withheld for security reasons*	Residential building construction services	1	48,359.71
Belarus		BRESTKOMMUNPROEKT DUP	Professional engineering services	1	60,031.00
Belarus		CORPCONSULT, ZAO	Real estate services	2	104,430.47
Belarus		Homielpromstroj OAO	Nonresidential building construction services	1	192,755.52
Belarus		INSTITUT EKSPERIMENTALNOI BOTANIKI NAN	Water resources development and oversight	1	48,072.00
Belarus		INSTITUT ZHILISCHA NIPTIS IM ATAIEVA S.S.	Professional engineering services	1	145,000.00
Belarus		KAPITALDREVPRODUKT OOO	Professional engineering services	1	74,670.75
Belarus		Name withheld for security reasons*	Business administration services	1	49,610.00
Belarus		Republican Unitary Enterprise	Professional engineering services	1	800,000.00
Belarus		Name withheld for security reasons*	Building and facility maintenance and repair services	1	91,453.33
Belgium		COFINIMMO	Real estate services	13	816,165.26
Belgium		COFINIMMO	Utilities	1	35,883.99
Belgium		Cofinimmo Services	Utilities	5	215,128.81
Belgium		Name withheld for security reasons*	Business administration services	1	40,450.93
Belgium		Name withheld for security reasons*	Business administration services	1	65,782.66
Belgium		EURADA	Economics	1	76,000.00
Belgium		EURADA ASBL	Management advisory services	1	99,700.00
Belgium		Name withheld for security reasons*	Business administration services	1	44,019.00
Belgium		Name withheld for security reasons*	Business administration services	1	56,709.99
Belgium		INSTITUT DES AFFAIRES PUBLIQUES	Vocational training	1	30,070.15
Belgium		Name withheld for security reasons*	Business administration services	1	151,830.24
Belgium		KATHOLIEKE UNIVERSITEIT LEUVEN	Business administration services	1	35,665.00
Belgium		Name withheld for security reasons*	Business administration services	1	35,950.00
Belgium		Name withheld for security reasons*	Business administration services	1	33,000.00
Belgium		No Peace without Justice	Vocational training	1	60,100.00
Belgium		Name withheld for security reasons*	Business administration services	1	36,750.00
Belgium		SAFEGE CONSULTING ENGINEERS	Professional engineering services	3	651,731.88
Belgium		Name withheld for security reasons*	Business administration services	1	60,625.81
Belgium		Vanbreda International nv	Insurance and retirement services	1	265,577.00
Belgium		Name withheld for security reasons*	Business administration services	1	135,543.77
Belgium		Name withheld for security reasons*	Business administration services	1	40,350.00
Belgium		Name withheld for security reasons*	Business administration services	1	33,000.11
Belize		AFRI-TRAVAUX TP	Residential building construction services	2	106,051.20
Benin		Name withheld for security reasons*	Business administration services	1	40,500.00
Benin		BEC SARL	Accounting and bookkeeping services	2	85,802.48
Benin		BG COMMUNICATION	Telecommunications media services	1	47,658.30

\* For security and privacy reasons, the name of the contractor is not displayed when it includes the name of an individual.

2013 | Major contracts for services and works by UN organization

AGENCY	Location of Supplier	Name of Contractor	Description of Services	# Contracts	Total Value of Contracts (USD)
UNDP continued					
	Benin	CCGEO Consulting	Statistics	1	98,778.84
	Benin	CERAT BTP	Residential building construction services	1	33,261.97
	Benin	CODAN LIMITED	Telecommunications media services	2	127,714.27
	Benin	Name withheld for security reasons*	Business administration services	2	164,542.51
	Benin	DANIMEX COMMUNICATION LTD	Telecommunications media services	1	84,511.00
	Benin	Name withheld for security reasons*	Business administration services	1	30,000.00
	Benin	ETABLISSEMENT DIEU POURVOIRA	Residential building construction services	1	41,010.73
	Benin	GROUPEMENT ASEMI	Utilities	1	30,299.87
	Benin	NORD METAL	Residential building construction services	1	45,449.92
	Benin	Name withheld for security reasons*	Business administration services	1	38,760.00
	Bhutan	Name withheld for security reasons*	Business administration services	1	112,000.00
	Bolivia (Plurinational State of)	ADRA BOLIVIA	Business administration services	3	157,782.36
	Bolivia (Plurinational State of)	CIES INTERNACIONAL SRL	Community and social services	3	189,157.33
	Bolivia (Plurinational State of)	GRUPO IMAGENES, CONSULTORES Y SERVICIOS	Reproduction services	1	39,191.92
	Bolivia (Plurinational State of)	Name withheld for security reasons*	Real estate services	1	220,000.00
	Bolivia (Plurinational State of)	PRICE WATERHOUSE COOPERS, S.R.L.	Accounting and bookkeeping services	1	30,483.00
	Bolivia (Plurinational State of)	PROCOSI MALARIA II	Business administration services	2	80,716.22
	Bolivia (Plurinational State of)	Name withheld for security reasons*	Community and social services	1	30,552.07
	Bosnia and Herzegovina	Name withheld for security reasons*	Building and facility maintenance and repair services	4	373,948.23
	Bosnia and Herzegovina	Name withheld for security reasons*	Professional engineering services	1	42,290.62
	Bosnia and Herzegovina	Name withheld for security reasons*	Taxation	1	293,436.01
	Bosnia and Herzegovina	Name withheld for security reasons*	Professional engineering services	1	33,089.09
	Bosnia and Herzegovina	Name withheld for security reasons*	Taxation	1	338,832.98
	Bosnia and Herzegovina	CENTAR ZA KLIMATSKA ISTRAZIVANJA	Development finance	1	32,773.33
	Bosnia and Herzegovina	CETEOR	Development finance	1	48,950.49
	Bosnia and Herzegovina	COMMUNIS MEDIA S DOO	Marketing and distribution	1	32,713.20
	Bosnia and Herzegovina	Name withheld for security reasons*	Building and facility maintenance and repair services	2	135,312.18
	Bosnia and Herzegovina	Name withheld for security reasons*	Nonresidential building construction services	1	77,902.65
	Bosnia and Herzegovina	Name withheld for security reasons*	Professional engineering services	1	240,575.74
	Bosnia and Herzegovina	EDA AGENCIJA ZA RAZVOJ PREDUZECA	Vocational training	4	198,219.31
	Bosnia and Herzegovina	Name withheld for security reasons*	Development finance	1	54,382.29
	Bosnia and Herzegovina	ENERGO SISTEM DOO	Development finance	1	117,509.03
	Bosnia and Herzegovina	FEROELEKTRO	Real estate services	1	37,871.91
	Bosnia and Herzegovina	GP GRADJEVINAR DOO	Professional engineering services	1	57,720.54
	Bosnia and Herzegovina	GRADJEVINSKO DRUSTVO BISINA DOO	Professional engineering services	1	85,800.00
	Bosnia and Herzegovina	GROMEKS DOO	Nonresidential building construction services	1	35,953.47
	Bosnia and Herzegovina	GTO DOO BIHAC	Development finance	2	87,479.15
	Bosnia and Herzegovina	GTR DOO MOSTAR	Nonresidential building construction services	2	107,576.47
	Bosnia and Herzegovina	ICMP	Medical practice	1	569,375.00
	Bosnia and Herzegovina	INTEGRA DOO	Professional engineering services	2	76,156.45
	Bosnia and Herzegovina	IZGRADNJA DOO	Building and facility maintenance and repair services	1	37,612.79
	Bosnia and Herzegovina	Name withheld for security reasons*	Development finance	1	31,977.45
	Bosnia and Herzegovina	KONSTRUKTOR DOO	Professional engineering services	1	60,411.66
	Bosnia and Herzegovina	MEDICO INZINJERING DOO SARAJEVO	Professional engineering services	1	45,852.40
	Bosnia and Herzegovina	MINISTARSTVO ODBRANE BIH	Professional engineering services	1	36,039.21
	Bosnia and Herzegovina	MIRAL PVC DOO	Professional engineering services	1	50,331.91
	Bosnia and Herzegovina	MOUNTAIN DOO	Professional engineering services	1	51,179.38
	Bosnia and Herzegovina	Name withheld for security reasons*	Business administration services	1	82,075.50
	Bosnia and Herzegovina	N&N IVSA	Professional engineering services	1	60,161.26
	Bosnia and Herzegovina	ORKA DOO	Human resources services	1	42,088.27
	Bosnia and Herzegovina	PROGRES DOO BRATUNAC	Building and facility maintenance and repair services	1	35,149.65
	Bosnia and Herzegovina	PROGRES DOO BRATUNAC	Professional engineering services	3	281,611.12
	Bosnia and Herzegovina	REDAH	Vocational training	4	196,185.17
	Bosnia and Herzegovina	Name withheld for security reasons*	Community and social services	4	175,325.13
	Bosnia and Herzegovina	Name withheld for security reasons*	Business administration services	1	33,440.00
	Bosnia and Herzegovina	Name withheld for security reasons*	Business administration services	1	131,794.00
	Bosnia and Herzegovina	SELA DOO	Professional engineering services	1	35,120.76
	Bosnia and Herzegovina	SIMPRO DOO	Development finance	3	193,427.02
	Bosnia and Herzegovina	Name withheld for security reasons*	Business administration services	2	67,400.00
	Bosnia and Herzegovina	TB INZINJERING	Building and facility maintenance and repair services	1	74,298.64
	Bosnia and Herzegovina	TEHNOGRADNJA	Building and facility maintenance and repair services	2	93,394.68
	Bosnia and Herzegovina	TENZO	Professional engineering services	1	53,173.66
	Bosnia and Herzegovina	UDRUZENJE AVANTURISTICKOG TURIZMA U BIH	Development finance	2	82,373.08
	Bosnia and Herzegovina	UDRUZENJE CENTAR ZA RAZVOJ I PODRSKU	Vocational training	1	51,716.26
	Bosnia and Herzegovina	UNIGRADNJA DD	Professional engineering services	1	819,934.34
	Bosnia and Herzegovina	UNIGRADNJA DD MDR	Professional engineering services	3	1,088,669.01
	Bosnia and Herzegovina	UNIONINVEST DOO	Building and facility maintenance and repair services	1	127,416.22
	Bosnia and Herzegovina	UNIONINVEST DOO	Real estate services	2	751,952.58
	Bosnia and Herzegovina	UNIPROJEKT KOMERC INZINJERING	Professional engineering services	2	127,726.90
	Bosnia and Herzegovina	URBIS CENTAR DOO	Earth science services	2	79,436.73
	Bosnia and Herzegovina	VISAK DOO	Professional engineering services	4	922,708.84
	Bosnia and Herzegovina	YODING 92 DOO	Professional engineering services	1	33,423.58
	Botswana	ECOSURV (PTY) LTD	Business administration services	2	369,913.70
	Botswana	INTERNATIONAL CONSULTANCY FOR RESEACH	Business administration services	1	52,805.66
	Botswana	LOWS INVESTMENTS (PTY) LTD (Solar One)	Management advisory services	1	190,495.00
	Botswana	LSC RISK AND SECURITY SOLUTIONS	Security and personal safety	1	55,862.07
	Botswana	Name withheld for security reasons*	Business administration services	1	44,600.00
	Brazil	Name withheld for security reasons*	Specialized trade construction and maintenance services	1	383,691.85
	Brazil	Name withheld for security reasons*	Business administration services	1	35,509.02
	Brazil	AC SEGURANCA LTDA	Security and personal safety	1	95,802.94
	Brazil	ACE SEGURADORA S/A	Insurance and retirement services	1	30,015.01
	Brazil	Name withheld for security reasons*	Business administration services	1	40,520.25
	Brazil	Name withheld for security reasons*	Business administration services	1	42,201.39
	Brazil	Name withheld for security reasons*	Business administration services	1	36,747.81
	Brazil	AEROCLIMA SERVICOS TECNICOS LTDA ME	Building and facility maintenance and repair services	1	40,020.01
	Brazil	Name withheld for security reasons*	Business administration services	1	31,042.13
	Brazil	Name withheld for security reasons*	Business administration services	1	32,781.29
	Brazil	Albino Advogados Associados	Public administration and finance services	1	110,565.11
	Brazil	Name withheld for security reasons*	Business administration services	1	76,570.87
	Brazil	Name withheld for security reasons*	Business administration services	1	44,345.90
	Brazil	Name withheld for security reasons*	Business administration services	1	43,308.80
	Brazil	Name withheld for security reasons*	Business administration services	1	48,313.23
	Brazil	Name withheld for security reasons*	Business administration services	1	62,084.26
	Brazil	Name withheld for security reasons*	Business administration services	1	41,402.82
	Brazil	Name withheld for security reasons*	Business administration services	1	32,878.71
	Brazil	Name withheld for security reasons*	Business administration services	1	40,677.95
	Brazil	Name withheld for security reasons*	Business administration services	1	46,760.84
	Brazil	Name withheld for security reasons*	Business administration services	1	45,409.68
	Brazil	Name withheld for security reasons*	Computer services	1	415,962.89
	Brazil	Name withheld for security reasons*	Business administration services	1	45,431.60
	Brazil	Name withheld for security reasons*	Business administration services	1	38,480.27
	Brazil	Name withheld for security reasons*	Manufacturing technologies	1	167,000.00
	Brazil	Name withheld for security reasons*	Business administration services	1	34,096.44
	Brazil	Name withheld for security reasons*	Business administration services	1	50,267.91
	Brazil	Name withheld for security reasons*	Business administration services	1	39,357.04
	Brazil	Name withheld for security reasons*	Business administration services	1	51,826.26
	Brazil	Name withheld for security reasons*	Business administration services	1	41,989.96
	Brazil	Name withheld for security reasons*	Business administration services	1	34,315.87
	Brazil	Name withheld for security reasons*	Business administration services	1	34,186.63
	Brazil	Name withheld for security reasons*	Business administration services	1	40,677.96
	Brazil	Name withheld for security reasons*	Business administration services	1	31,236.20
	Brazil	Name withheld for security reasons*	Business administration services	1	54,569.08
	Brazil	Name withheld for security reasons*	Business administration services	1	30,796.30
	Brazil	Name withheld for security reasons*	Business administration services	1	30,248.42
	Brazil	Name withheld for security reasons*	Business administration services	1	45,247.62

\* For security and privacy reasons, the name of the contractor is not displayed when it includes the name of an individual.

AGENCY	Location of Supplier	Name of Contractor	Description of Services	# Contracts	Total Value of Contracts (USD)
UNDP continued					
Brazil		ARISTON POLIMEROS INDUSTRIA E COMERCIO	Manufacturing technologies	1	134.750.00
Brazil		Name withheld for security reasons*	Business administration services	1	100.410.76
Brazil		Name withheld for security reasons*	Business administration services	1	33.609.36
Brazil		AVANTI EVENTOS LTDA	Specialized trade construction and maintenance services	2	326.085.44
Brazil		AZURÁS PUBLICAÇÕES LTDA - ME	Reproduction services	1	35.267.63
Brazil		Name withheld for security reasons*	Business administration services	1	31.143.78
Brazil		Name withheld for security reasons*	Business administration services	1	40.677.95
Brazil		Name withheld for security reasons*	Business administration services	1	37.479.85
Brazil		Name withheld for security reasons*	Business administration services	1	67.405.76
Brazil		Name withheld for security reasons*	Business administration services	1	45.394.54
Brazil		Name withheld for security reasons*	Business administration services	1	31.042.13
Brazil		Name withheld for security reasons*	Business administration services	1	32.016.00
Brazil		Name withheld for security reasons*	Business administration services	1	44.022.00
Brazil		Name withheld for security reasons*	Business administration services	1	37.857.85
Brazil		Name withheld for security reasons*	Business administration services	1	90.000.00
Brazil		Name withheld for security reasons*	Business administration services	1	30.399.80
Brazil		Name withheld for security reasons*	Business administration services	1	45.697.85
Brazil		Name withheld for security reasons*	Business administration services	1	62.084.26
Brazil		Name withheld for security reasons*	Business administration services	1	35.219.51
Brazil		Name withheld for security reasons*	Business administration services	1	98.435.14
Brazil		CARTA MAIOR PUB. PROM. E PRODUAÇÃO LTDA	Telecommunications media services	1	287.635.73
Brazil		Name withheld for security reasons*	Business administration services	2	78.973.34
Brazil		CEB DISTRIBUIÇÃO	Utilities	1	195.000.00
Brazil		Name withheld for security reasons*	Business administration services	1	61.615.71
Brazil		Name withheld for security reasons*	Business administration services	1	58.029.01
Brazil		Name withheld for security reasons*	Business administration services	1	65.992.08
Brazil		Name withheld for security reasons*	Business administration services	1	47.637.61
Brazil		Name withheld for security reasons*	Business administration services	1	31.295.67
Brazil		Name withheld for security reasons*	Business administration services	1	42.249.39
Brazil		CON & SEA LTDA	Human resources services	1	512.461.09
Brazil		CPM BRAXIS S A	Computer services	1	284.716.95
Brazil		Name withheld for security reasons*	Business administration services	1	32.440.33
Brazil		Name withheld for security reasons*	Business administration services	1	30.443.25
Brazil		Name withheld for security reasons*	Business administration services	1	55.586.93
Brazil		Name withheld for security reasons*	Business administration services	1	32.996.04
Brazil		Name withheld for security reasons*	Business administration services	1	31.042.13
Brazil		Name withheld for security reasons*	Business administration services	1	32.780.50
Brazil		Name withheld for security reasons*	Business administration services	1	52.000.00
Brazil		Name withheld for security reasons*	Business administration services	1	30.317.36
Brazil		Name withheld for security reasons*	Business administration services	1	30.508.48
Brazil		Name withheld for security reasons*	Business administration services	1	35.509.02
Brazil		Name withheld for security reasons*	Business administration services	1	35.517.75
Brazil		DATAFOLHA INSTITUTO DE PESQUISA LTDA.	Community and social services	1	996.126.03
Brazil		Name withheld for security reasons*	Business administration services	1	33.774.55
Brazil		Name withheld for security reasons*	Business administration services	1	33.073.04
Brazil		DELOITTE TOUCHE TOHMATSU CONSULTORES	Information services	1	141.257.22
Brazil		Name withheld for security reasons*	Business administration services	1	32.951.78
Brazil		Name withheld for security reasons*	Business administration services	1	32.616.30
Brazil		Name withheld for security reasons*	Business administration services	1	74.037.51
Brazil		Name withheld for security reasons*	Business administration services	1	31.953.23
Brazil		Name withheld for security reasons*	Business administration services	1	41.013.15
Brazil		Name withheld for security reasons*	Business administration services	1	41.077.14
Brazil		ECO BLASTER IND COM DE RESINAS LTDA	Manufacturing technologies	1	144.850.00
Brazil		ECOMETRIKA CONSULTORIA EMPRESARIAL LTDA	Business administration services	1	49.000.00
Brazil		Name withheld for security reasons*	Business administration services	1	50.267.91
Brazil		Name withheld for security reasons*	Business administration services	1	65.992.08
Brazil		Name withheld for security reasons*	Business administration services	1	40.677.95
Brazil		Name withheld for security reasons*	Business administration services	1	48.653.76
Brazil		ELETRONICA INSTALACOES E SERVICOS LTDA	Professional engineering services	1	218.293.04
Brazil		Name withheld for security reasons*	Business administration services	1	38.936.47
Brazil		Name withheld for security reasons*	Business administration services	1	34.451.08
Brazil		Name withheld for security reasons*	Business administration services	1	30.159.76
Brazil		Name withheld for security reasons*	Business administration services	1	44.890.40
Brazil		EMPRESA BRASIL DE COMUNICAÇÃO S/A	Reproduction services	5	326.513.57
Brazil		Name withheld for security reasons*	Business administration services	1	35.070.62
Brazil		Ernst e Young Terco Ass Empresarial	Management advisory services	1	197.879.86
Brazil		Name withheld for security reasons*	Business administration services	1	53.307.00
Brazil		EXTINÇÃO PREST DE SERV DE BRIGADISTA	Public order and safety	1	152.193.27
Brazil		Name withheld for security reasons*	Business administration services	1	31.676.21
Brazil		Name withheld for security reasons*	Business administration services	2	133.267.52
Brazil		FACULDADE LATINO-AMERICANA SOC - FLACSO	Community and social services	1	47.370.91
Brazil		FEESC - FUNDAÇÃO DE ENSINO E	Human resources services	1	99.421.39
Brazil		Name withheld for security reasons*	Business administration services	1	30.446.18
Brazil		Name withheld for security reasons*	Business administration services	1	48.600.00
Brazil		Name withheld for security reasons*	Business administration services	1	65.992.08
Brazil		Name withheld for security reasons*	Business administration services	1	35.517.75
Brazil		Name withheld for security reasons*	Business administration services	1	31.782.77
Brazil		Name withheld for security reasons*	Business administration services	1	50.267.90
Brazil		Name withheld for security reasons*	Business administration services	1	45.002.36
Brazil		Name withheld for security reasons*	Business administration services	1	51.970.57
Brazil		Name withheld for security reasons*	Business administration services	1	48.000.00
Brazil		FLYTOUR BUSINESS TRAVEL VIAG E TUR LTDA	Passenger transport	2	247.086.73
Brazil		Name withheld for security reasons*	Business administration services	1	61.484.10
Brazil		Name withheld for security reasons*	Business administration services	1	56.845.09
Brazil		FUND DE CIENCIA APLIC TECNOL ESPACI	Environmental management	1	127.024.98
Brazil		FUNDAÇÃO DE AMPARO E DESENVOLVIMENTO	Fisheries and aquaculture	1	98.147.58
Brazil		FUNDAÇÃO DE APOIO AO DESENV. DA	Community and social services	1	50.528.25
Brazil		FUNDAÇÃO COORD DE PROJ PESQUISA E ESTUDO	Specialized trade construction and maintenance services	1	42.490.16
Brazil		FUNDAÇÃO DE AMPARO A PESQUISA E EXTENSÃO	Professional engineering services	1	464.320.50
Brazil		FUNDAÇÃO GETULIO VARGAS	Educational institutions	1	40.020.01
Brazil		FUNDAÇÃO GETULIO VARGAS	Forestry	1	747.000.00
Brazil		FUNDAÇÃO PARA DESENV CIENT TEC FIOTEC	Human resources services	1	612.358.86
Brazil		FUNDAÇÃO PARA DESENV CIENT TEC FIOTEC	Medical practice	1	934.995.72
Brazil		FUNDAÇÃO PARA DESENV CIENT TEC FIOTEC	Professional engineering services	1	43.380.68
Brazil		FUNDEP - FUNDAÇÃO DE DESENVOLVIMENTO	Medical practice	4	1.058.889.39
Brazil		Name withheld for security reasons*	Business administration services	2	69.233.33
Brazil		Name withheld for security reasons*	Business administration services	2	91.075.62
Brazil		Geoplan Consultoria e Serviços Ltda	Earth science services	1	178.464.69
Brazil		Name withheld for security reasons*	Business administration services	1	35.476.71
Brazil		Name withheld for security reasons*	Business administration services	1	99.000.00
Brazil		Name withheld for security reasons*	Business administration services	1	31.929.04
Brazil		Name withheld for security reasons*	Business administration services	1	38.967.37
Brazil		Name withheld for security reasons*	Business administration services	1	30.443.25
Brazil		GREENTEC CONS E PLAN AGRO FLORESTAL	Business administration services	1	76.163.09
Brazil		GREENTEC CONS E PLAN AGRO FLORESTAL	Environmental management	1	96.228.24
Brazil		GRIFFO SERVICOS GERAIS LTDA	Building and facility maintenance and repair services	5	503.459.47
Brazil		GRIFFO SERVICOS GERAIS LTDA	Security and personal safety	1	49.999.99
Brazil		Name withheld for security reasons*	Business administration services	1	37.768.91
Brazil		Name withheld for security reasons*	Business administration services	1	32.635.16
Brazil		Name withheld for security reasons*	Business administration services	1	31.042.11
Brazil		Name withheld for security reasons*	Business administration services	1	31.027.75
Brazil		Name withheld for security reasons*	Business administration services	1	53.677.96
Brazil		Name withheld for security reasons*	Business administration services	1	43.546.04
Brazil		Name withheld for security reasons*	Business administration services	1	31.143.78
Brazil		Name withheld for security reasons*	Business administration services	1	42.021.02

\* For security and privacy reasons, the name of the contractor is not displayed when it includes the name of an individual.

2013 | Major contracts for services and works by UN organization

AGENCY	Location of Supplier	Name of Contractor	Description of Services	# Contracts	Total Value of Contracts (USD)
	UNDP continued				
Brazil		Name withheld for security reasons*	Business administration services	1	38,480.28
Brazil		Name withheld for security reasons*	Business administration services	1	42,500.00
Brazil		Name withheld for security reasons*	Business administration services	1	64,963.20
Brazil		Name withheld for security reasons*	Business administration services	1	41,402.83
Brazil		IBM BRASIL INDUSTRIA MAQUINAS E SERVICOS	Computer services	1	69,278.86
Brazil		IDOM Ingenieria y Consultoria	Public administration and finance services	1	43,625.75
Brazil		Name withheld for security reasons*	Business administration services	1	58,451.04
Brazil		Name withheld for security reasons*	Business administration services	1	55,932.20
Brazil		INSTITUTO DE ESTUDOS PESQUISAS E PROJETO	Community and social services	1	47,370.91
Brazil		INSTITUTO DE PESQUISA ECONOMICA APLICADA	Community and social services	1	69,179.60
Brazil		INSTITUTO DH PROMOCAO PESQUISA EM DH	Community and social services	1	47,370.91
Brazil		Name withheld for security reasons*	Business administration services	1	38,967.36
Brazil		Name withheld for security reasons*	Business administration services	1	30,443.25
Brazil		Name withheld for security reasons*	Business administration services	1	38,499.50
Brazil		Name withheld for security reasons*	Business administration services	1	31,660.98
Brazil		Name withheld for security reasons*	Business administration services	1	32,996.04
Brazil		Name withheld for security reasons*	Business administration services	1	37,018.77
Brazil		Name withheld for security reasons*	Business administration services	1	31,676.19
Brazil		JB PROPAGANDA E MARKETING LTDA	Specialized trade construction and maintenance services	2	1,240,571.61
Brazil		Name withheld for security reasons*	Business administration services	1	36,142.22
Brazil		Name withheld for security reasons*	Business administration services	1	34,817.62
Brazil		Name withheld for security reasons*	Business administration services	1	44,223.06
Brazil		Name withheld for security reasons*	Business administration services	1	65,992.08
Brazil		Name withheld for security reasons*	Business administration services	1	50,025.01
Brazil		Name withheld for security reasons*	Business administration services	1	32,245.49
Brazil		Name withheld for security reasons*	Business administration services	1	33,159.64
Brazil		Name withheld for security reasons*	Business administration services	1	45,022.51
Brazil		Name withheld for security reasons*	Business administration services	1	47,375.63
Brazil		Name withheld for security reasons*	Business administration services	1	40,270.13
Brazil		Name withheld for security reasons*	Business administration services	1	37,896.20
Brazil		Name withheld for security reasons*	Business administration services	1	50,174.40
Brazil		Name withheld for security reasons*	Business administration services	1	38,407.20
Brazil		Name withheld for security reasons*	Business administration services	1	30,321.48
Brazil		KALF INDUSTRIA E COMERCIO DE PLASTICOS	Manufacturing technologies	1	117,900.00
Brazil		Name withheld for security reasons*	Business administration services	1	31,052.10
Brazil		Name withheld for security reasons*	Business administration services	1	62,084.27
Brazil		Name withheld for security reasons*	Business administration services	1	32,148.08
Brazil		Name withheld for security reasons*	Business administration services	1	58,451.05
Brazil		Name withheld for security reasons*	Business administration services	1	32,391.62
Brazil		Name withheld for security reasons*	Business administration services	1	37,262.54
Brazil		Name withheld for security reasons*	Business administration services	1	32,148.08
Brazil		Lazzooli Consultoria LTDA	Business administration services	1	40,000.00
Brazil		Name withheld for security reasons*	Business administration services	1	41,707.80
Brazil		Name withheld for security reasons*	Business administration services	1	38,137.46
Brazil		Name withheld for security reasons*	Business administration services	1	31,929.04
Brazil		Name withheld for security reasons*	Business administration services	1	41,013.15
Brazil		Name withheld for security reasons*	Business administration services	1	32,586.47
Brazil		Name withheld for security reasons*	Business administration services	1	37,250.56
Brazil		Name withheld for security reasons*	Business administration services	1	36,018.00
Brazil		Name withheld for security reasons*	Business administration services	1	33,073.03
Brazil		Name withheld for security reasons*	Business administration services	1	30,686.80
Brazil		Name withheld for security reasons*	Business administration services	1	38,771.19
Brazil		Name withheld for security reasons*	Business administration services	1	30,881.63
Brazil		Name withheld for security reasons*	Business administration services	1	35,918.17
Brazil		Name withheld for security reasons*	Business administration services	1	40,677.96
Brazil		Name withheld for security reasons*	Business administration services	1	30,443.25
Brazil		Name withheld for security reasons*	Business administration services	1	30,080.53
Brazil		Name withheld for security reasons*	Business administration services	1	34,096.44
Brazil		Name withheld for security reasons*	Business administration services	1	50,000.00
Brazil		Name withheld for security reasons*	Business administration services	1	35,509.02
Brazil		Name withheld for security reasons*	Business administration services	1	37,749.63
Brazil		Name withheld for security reasons*	Business administration services	1	37,993.19
Brazil		Name withheld for security reasons*	Business administration services	1	34,550.84
Brazil		Name withheld for security reasons*	Business administration services	1	33,073.03
Brazil		Name withheld for security reasons*	Business administration services	1	33,463.40
Brazil		Name withheld for security reasons*	Business administration services	1	54,710.18
Brazil		Name withheld for security reasons*	Business administration services	1	45,711.75
Brazil		Name withheld for security reasons*	Business administration services	1	95,689.23
Brazil		Name withheld for security reasons*	Business administration services	1	59,322.03
Brazil		Name withheld for security reasons*	Business administration services	2	64,165.84
Brazil		Name withheld for security reasons*	Business administration services	1	36,018.00
Brazil		Name withheld for security reasons*	Business administration services	1	46,273.74
Brazil		Name withheld for security reasons*	Business administration services	1	33,755.48
Brazil		Name withheld for security reasons*	Business administration services	1	38,844.15
Brazil		Name withheld for security reasons*	Business administration services	1	75,719.34
Brazil		Name withheld for security reasons*	Business administration services	1	92,793.69
Brazil		Name withheld for security reasons*	Business administration services	1	32,780.50
Brazil		Name withheld for security reasons*	Business administration services	1	45,022.50
Brazil		Name withheld for security reasons*	Business administration services	1	35,070.64
Brazil		Name withheld for security reasons*	Business administration services	1	40,677.97
Brazil		Name withheld for security reasons*	Business administration services	1	78,000.00
Brazil		Name withheld for security reasons*	Business administration services	1	38,977.92
Brazil		Name withheld for security reasons*	Business administration services	1	40,620.72
Brazil		Name withheld for security reasons*	Business administration services	1	35,323.90
Brazil		Name withheld for security reasons*	Business administration services	1	47,247.91
Brazil		Name withheld for security reasons*	Business administration services	1	35,335.68
Brazil		Name withheld for security reasons*	Business administration services	1	30,316.16
Brazil		Name withheld for security reasons*	Business administration services	1	39,791.57
Brazil		MBP ISOBLOCK SISTEMAS TERMOISOLANTES	Manufacturing technologies	1	241,850.00
Brazil		MEHTA TRANSPORTES E SERVICOS LTDA	Building and facility maintenance and repair services	1	52,135.28
Brazil		MIDLINE CONSTRUCOES E COMERCIO LTDA	Telecommunications media services	2	2,038,287.21
Brazil		Name withheld for security reasons*	Business administration services	1	50,170.49
Brazil		Name withheld for security reasons*	Business administration services	1	45,022.50
Brazil		Name withheld for security reasons*	Business administration services	2	105,300.91
Brazil		Name withheld for security reasons*	Business administration services	1	65,992.08
Brazil		Name withheld for security reasons*	Business administration services	1	44,097.40
Brazil		Name withheld for security reasons*	Information Technology Service Delivery	2	81,480.18
Brazil		Name withheld for security reasons*	Business administration services	1	36,531.90
Brazil		Name withheld for security reasons*	Business administration services	1	58,451.07
Brazil		PANISOL S A PAINEIS ISOLANTES	Manufacturing technologies	1	30,000.00
Brazil		Name withheld for security reasons*	Business administration services	1	57,203.39
Brazil		Name withheld for security reasons*	Business administration services	1	32,488.64
Brazil		Name withheld for security reasons*	Business administration services	1	41,520.76
Brazil		Name withheld for security reasons*	Business administration services	1	30,287.73
Brazil		Name withheld for security reasons*	Business administration services	1	30,000.00
Brazil		PLANALTO SERVICE LTDA	Building and facility maintenance and repair services	2	959,927.91
Brazil		Plena Tecnologia em Servicos Ltda	Building and facility maintenance and repair services	2	77,799.64
Brazil		POLIS PESQUISA LIMITADA	Public administration and finance services	1	196,835.78
Brazil		Pontificia Universidade do RS	Community and social services	1	47,370.91
Brazil		Name withheld for security reasons*	Business administration services	1	34,451.08
Brazil		Name withheld for security reasons*	Business administration services	1	37,518.75
Brazil		PURCOM QUIMICA LTDA	Manufacturing technologies	1	201,100.00
Brazil		Name withheld for security reasons*	Business administration services	1	40,730.35
Brazil		Name withheld for security reasons*	Business administration services	1	30,015.00
Brazil		Name withheld for security reasons*	Business administration services	1	32,489.04

\* For security and privacy reasons, the name of the contractor is not displayed when it includes the name of an individual.



AGENCY	Location of Supplier	Name of Contractor	Description of Services	# Contracts	Total Value of Contracts (USD)
	UNDP continued				
Brazil		Name withheld for security reasons*	Business administration services	1	33,316.52
Brazil		Name withheld for security reasons*	Business administration services	1	36,970.30
Brazil		Name withheld for security reasons*	Business administration services	1	39,649.30
Brazil		Name withheld for security reasons*	Business administration services	1	46,760.84
Brazil		Name withheld for security reasons*	Business administration services	1	37,218.60
Brazil		Name withheld for security reasons*	Business administration services	1	30,796.31
Brazil		Name withheld for security reasons*	Business administration services	1	50,205.39
Brazil		Name withheld for security reasons*	Business administration services	1	35,664.88
Brazil		Name withheld for security reasons*	Business administration services	1	42,717.98
Brazil		Name withheld for security reasons*	Business administration services	1	32,780.49
Brazil		Name withheld for security reasons*	Business administration services	1	40,020.01
Brazil		Name withheld for security reasons*	Business administration services	1	42,442.63
Brazil		Name withheld for security reasons*	Business administration services	1	40,383.65
Brazil		Name withheld for security reasons*	Business administration services	1	31,929.07
Brazil		Name withheld for security reasons*	Business administration services	1	65,992.08
Brazil		Name withheld for security reasons*	Business administration services	1	36,102.07
Brazil		Name withheld for security reasons*	Business administration services	1	58,529.29
Brazil		Name withheld for security reasons*	Business administration services	1	50,528.24
Brazil		Name withheld for security reasons*	Business administration services	1	39,707.89
Brazil		Name withheld for security reasons*	Business administration services	1	38,806.57
Brazil		Name withheld for security reasons*	Business administration services	1	30,399.80
Brazil		Name withheld for security reasons*	Business administration services	1	33,738.02
Brazil		Name withheld for security reasons*	Business administration services	1	59,322.03
Brazil		Name withheld for security reasons*	Business administration services	1	75,869.47
Brazil		SENAI - CETEPO	Professional engineering services	1	930,075.04
Brazil		Serviço Nacional de Aprendizagem Industr	Professional engineering services	1	905,611.30
Brazil		Name withheld for security reasons*	Business administration services	1	67,000.00
Brazil		Name withheld for security reasons*	Business administration services	1	30,370.19
Brazil		SITRAN - EMPRESA DE SEGURANCA LTDA	Security and personal safety	1	88,002.64
Brazil		Name withheld for security reasons*	Business administration services	1	54,323.42
Brazil		Name withheld for security reasons*	Business administration services	1	30,004.88
Brazil		ST PAUL PLAZA HOTEIS E TURISMO LTDA	Hotels and lodging and meeting facilities	1	32,925.19
Brazil		Name withheld for security reasons*	Business administration services	1	56,762.75
Brazil		Name withheld for security reasons*	Business administration services	1	30,015.02
Brazil		SUN & TOUR VIAGENS E EVENTOS LTDA	Reproduction services	1	62,181.90
Brazil		Name withheld for security reasons*	Business administration services	1	48,394.20
Brazil		Name withheld for security reasons*	Business administration services	1	41,270.65
Brazil		Name withheld for security reasons*	Business administration services	1	38,382.85
Brazil		TECHNIK BRASIL LTDA	Specialized trade construction and maintenance services	1	563,408.43
Brazil		TELECOMUNICACOES BRASILEIRAS SA	Information Technology Service Delivery	2	364,947.45
Brazil		Name withheld for security reasons*	Business administration services	1	38,967.37
Brazil		Name withheld for security reasons*	Business administration services	1	30,446.18
Brazil		Name withheld for security reasons*	Business administration services	1	50,345.52
Brazil		Name withheld for security reasons*	Mail and cargo transport	1	34,694.61
Brazil		Name withheld for security reasons*	Business administration services	1	37,638.17
Brazil		UFBA FUNDACAO	Disease prevention and control	1	48,245.99
Brazil		UNIVERSIDADE FED DO PARA-UFPA	Community and social services	1	47,370.91
Brazil		Universidade Federal do Piauí	Educational institutions	1	32,516.26
Brazil		Name withheld for security reasons*	Business administration services	1	35,070.62
Brazil		Name withheld for security reasons*	Business administration services	2	133,267.52
Brazil		Name withheld for security reasons*	Business administration services	1	69,511.67
Brazil		VITALUX EFICIAŞNCIA ENERGÉTICA LTDA	Manufacturing technologies	1	100,066.77
Brazil		Name withheld for security reasons*	Business administration services	1	31,612.27
Brazil		Name withheld for security reasons*	Business administration services	1	36,955.56
Brazil		Name withheld for security reasons*	Business administration services	1	30,832.92
Brazil		Name withheld for security reasons*	Business administration services	1	35,109.60
Brazil		WEG DRIVES E CONTROLS AUTOMACAO LTDA	Transport services	1	131,719.34
Brazil		WEG EQUIPAMENTOS ELETRICOS S A	Transport services	1	126,156.18
Brazil		Name withheld for security reasons*	Business administration services	1	44,022.00
Brazil		Name withheld for security reasons*	Business administration services	1	30,446.18
Brazil		Name withheld for security reasons*	Business administration services	1	30,015.00
Brazil		Name withheld for security reasons*	Business administration services	1	35,517.75
Brazil		Name withheld for security reasons*	Business administration services	1	32,780.50
Brazil		ZARYA ARQUITETURA E ENGENHARIA LTDA	Professional engineering services	1	48,376.05
Brazil		Name withheld for security reasons*	Business administration services	1	44,022.00
Brunei Darussalam		Department of Environment Parks and Rec	Business administration services	1	52,800.00
Bulgaria		Name withheld for security reasons*	Business administration services	2	131,344.00
Bulgaria		Name withheld for security reasons*	Business administration services	1	55,410.69
Bulgaria		BULGARI BEST LTD	Nonresidential building construction services	1	51,381.79
Bulgaria		Name withheld for security reasons*	Business administration services	1	60,625.81
Bulgaria		Name withheld for security reasons*	Business administration services	1	98,965.07
Bulgaria		STEMO OOD	Computer services	1	85,160.64
Bulgaria		Name withheld for security reasons*	Business administration services	1	98,965.07
Bulgaria		Name withheld for security reasons*	Business administration services	1	55,410.69
Bulgaria		Name withheld for security reasons*	Business administration services	1	44,700.00
Burkina Faso		Name withheld for security reasons*	Business administration services	1	55,868.80
Burkina Faso		Name withheld for security reasons*	Business administration services	1	31,687.08
Burundi		BNUB	Real estate services	3	156,815.98
Burundi		CENAP	Business administration services	1	55,431.33
Burundi		INSTITUT DE DEVELOPPEMENT ECONOMIQUE BDI	Business administration services	1	31,186.29
Burundi		MODEL COM SPRL	Information services	1	90,954.52
Burundi		REAL GROUP	Telecommunications media services	1	39,146.45
Burundi		Name withheld for security reasons*	Business administration services	1	40,718.00
Côte d'Ivoire		AFRIQUE TECHNOLOGIES & SERVICES	Computer services	1	38,657.52
Côte d'Ivoire		AGPHOR	Professional engineering services	1	53,360.06
Côte d'Ivoire		AICI	Real estate services	1	40,211.82
Côte d'Ivoire		Name withheld for security reasons*	Business administration services	1	34,000.00
Côte d'Ivoire		ARC (AFRICAIN DE REPRESENT ET CONSEIL)	Vocational training	1	64,970.45
Côte d'Ivoire		ARC INGENIERIE	Community and social services	1	201,741.54
Côte d'Ivoire		Name withheld for security reasons*	Business administration services	1	37,233.18
Côte d'Ivoire		AYACOM	Telecommunications media services	1	79,959.95
Côte d'Ivoire		BASE 2A ENTREPRISE	Professional engineering services	1	140,151.96
Côte d'Ivoire		DELOITTE COTE D'IVOIRE	Accounting and bookkeeping services	1	117,565.37
Côte d'Ivoire		DERIKSA	Professional engineering services	2	166,632.84
Côte d'Ivoire		ENTREPRISE GENERALE DE SERVICE ET TRAVAU	Nonresidential building construction services	3	33,025.07
Côte d'Ivoire		ENTREPRISE GENERALE DE SERVICE ET TRAVAU	Professional engineering services	2	124,288.62
Côte d'Ivoire		ETS NES	Professional engineering services	2	122,354.58
Côte d'Ivoire		IMAGE AU FEMININ	Business administration services	1	30,264.68
Côte d'Ivoire		IMAGE AU FEMININ	Vocational training	1	34,216.83
Côte d'Ivoire		IROLINE COMMUNICATION	Telecommunications media services	1	81,897.55
Côte d'Ivoire		KALIMBA AGENCE IMMOBILIERE	Real estate services	1	43,545.60
Côte d'Ivoire		KARE GROUPE SARL	Professional engineering services	1	54,150.18
Côte d'Ivoire		MATIVOIRE	Professional engineering services	1	131,453.42
Côte d'Ivoire		S.I.T.E.R.M.	Professional engineering services	3	218,533.17
Côte d'Ivoire		Name withheld for security reasons*	Business administration services	1	55,000.00
Côte d'Ivoire		TECIA INTERNATIONAL	Professional engineering services	1	62,797.08
Côte d'Ivoire		THE INTERNATIONAL FEDERATION OF REDCROSS	Humanitarian aid and relief	1	69,936.00
Côte d'Ivoire		UNION DES RADIOS DE PROXIMITE COTE IVOIR	Advertising	1	37,966.25
Cambodia		Name withheld for security reasons*	Business administration services	1	46,000.00
Cambodia		Name withheld for security reasons*	Business administration services	1	32,200.00
Cambodia		Name withheld for security reasons*	Business administration services	1	99,648.00
Cambodia		DHI	Environmental management	1	880,000.00
Cambodia		Name withheld for security reasons*	Business administration services	1	30,000.00
Cambodia		EMERGING MARKETS CONSULTING	Community and social services	1	42,647.00
Cambodia		Name withheld for security reasons*	Real estate services	1	33,180.00

\* For security and privacy reasons, the name of the contractor is not displayed when it includes the name of an individual.

AGENCY	Location of Supplier	Name of Contractor	Description of Services	# Contracts	Total Value of Contracts (USD)
	<b>UNDP continued</b>				
	Cambodia	Name withheld for security reasons*	Real estate services	1	30,780.00
	Cambodia	Name withheld for security reasons*	Business administration services	1	38,862.00
	Cambodia	Name withheld for security reasons*	Real estate services	1	33,072.00
	Cambodia	Name withheld for security reasons*	Real estate services	1	31,980.00
	Cameroon	Name withheld for security reasons*	Business administration services	1	60,550.00
	Cameroon	Name withheld for security reasons*	Business administration services	1	35,000.00
	Cameroon	ETS ENOCAM	Nonresidential building construction services	1	45,905.80
	Cameroon	ETS IBS	Business administration services	1	33,988.20
	Cameroon	ETS PABUS INTERNATIONAL	Nonresidential building construction services	1	41,646.19
	Cameroon	ETS PHENIX	Nonresidential building construction services	1	54,979.13
	Cameroon	Name withheld for security reasons*	Nonresidential building construction services	1	43,466.60
	Cameroon	GRADEMAP	Business administration services	1	36,571.87
	Cameroon	Name withheld for security reasons*	Business administration services	1	35,170.00
	Cameroon	PRESTAF BT	Nonresidential building construction services	1	46,504.96
	Cameroon	SAMARITAN INSURANCE INC	Insurance and retirement services	1	43,363.30
	Cameroon	SOCIETE CIVILE IMMOBILIERE FOULASSI	Real estate services	4	165,847.24
	Cameroon	WORLD ENGINEERING CONSULTING SARL	Information services	1	34,631.04
	Canada	ADA CONSULTANTS INC.	Business administration services	1	188,599.00
	Canada	Name withheld for security reasons*	Business administration services	1	36,000.00
	Canada	Name withheld for security reasons*	Business administration services	1	40,000.00
	Canada	Name withheld for security reasons*	Business administration services	1	40,200.00
	Canada	Name withheld for security reasons*	Business administration services	1	32,400.00
	Canada	Name withheld for security reasons*	Business administration services	2	144,560.00
	Canada	Name withheld for security reasons*	Business administration services	1	47,200.00
	Canada	Name withheld for security reasons*	Business administration services	1	34,678.00
	Canada	Name withheld for security reasons*	Business administration services	1	78,508.00
	Canada	Name withheld for security reasons*	Business administration services	1	48,464.00
	Canada	Name withheld for security reasons*	Business administration services	2	101,752.60
	Canada	Name withheld for security reasons*	Business administration services	1	73,080.00
	Canada	Name withheld for security reasons*	Business administration services	2	202,980.00
	Canada	Canadian Leaders for Inter. Consulting I	Information services	2	63,732.00
	Canada	Canadian Leaders in International Consul	Business administration services	1	252,849.00
	Canada	Capra International Inc.	Business administration services	1	986,425.00
	Canada	Name withheld for security reasons*	Business administration services	1	73,800.00
	Canada	Name withheld for security reasons*	Business administration services	1	39,957.00
	Canada	Name withheld for security reasons*	Business administration services	1	52,000.00
	Canada	Name withheld for security reasons*	Business administration services	1	30,211.47
	Canada	Name withheld for security reasons*	Business administration services	1	48,000.00
	Canada	Name withheld for security reasons*	Business administration services	1	128,463.00
	Canada	Name withheld for security reasons*	Business administration services	1	34,680.00
	Canada	DUNDEX NETWORK	Business administration services	10	708,520.10
	Canada	DUNDEX Network	Community and social services	1	35,280.00
	Canada	DUNDEX-DEPLOYABLE UN EXPERIENCED EXPERTS	Business administration services	1	42,852.50
	Canada	Name withheld for security reasons*	Business administration services	1	46,500.00
	Canada	Name withheld for security reasons*	Business administration services	2	186,480.00
	Canada	Name withheld for security reasons*	Business administration services	1	77,526.00
	Canada	Name withheld for security reasons*	Business administration services	1	42,000.00
	Canada	GREEN COMMUNICATION DESIGN INC.	Graphic design	1	34,150.00
	Canada	Name withheld for security reasons*	Business administration services	1	51,892.00
	Canada	Name withheld for security reasons*	Business administration services	1	39,660.00
	Canada	Name withheld for security reasons*	Business administration services	1	127,872.00
	Canada	Name withheld for security reasons*	Business administration services	1	73,326.00
	Canada	Name withheld for security reasons*	Business administration services	1	48,000.00
	Canada	IDEA INTERNATIONAL INSTITUTE	Business administration services	1	117,300.00
	Canada	INTERNATIONAL CIVIL AVIATION	Transport services	1	98,500.00
	Canada	Name withheld for security reasons*	Business administration services	1	55,018.00
	Canada	Name withheld for security reasons*	Business administration services	1	57,100.00
	Canada	Name withheld for security reasons*	Business administration services	1	42,500.00
	Canada	Name withheld for security reasons*	Business administration services	1	40,105.60
	Canada	Name withheld for security reasons*	Business administration services	2	171,984.00
	Canada	Jianping	Business administration services	1	51,000.00
	Canada	Name withheld for security reasons*	Business administration services	1	30,000.00
	Canada	Name withheld for security reasons*	Business administration services	1	60,000.00
	Canada	Name withheld for security reasons*	Business administration services	1	30,954.00
	Canada	Name withheld for security reasons*	Business administration services	1	42,800.00
	Canada	Name withheld for security reasons*	Business administration services	2	70,200.00
	Canada	Name withheld for security reasons*	Business administration services	1	235,000.00
	Canada	KPMG LLP	Accounting and bookkeeping services	2	280,382.00
	Canada	Lakes Environmental Consultants Inc.	Manufacturing support services	5	379,636.70
	Canada	Name withheld for security reasons*	Business administration services	1	55,290.00
	Canada	LE GROUPE S. M. INTERNATIONAL, INC	Professional engineering services	2	171,100.00
	Canada	Name withheld for security reasons*	Business administration services	1	35,750.00
	Canada	Name withheld for security reasons*	Business administration services	1	33,750.00
	Canada	Name withheld for security reasons*	Business administration services	1	35,580.00
	Canada	Name withheld for security reasons*	Business administration services	1	39,930.00
	Canada	Name withheld for security reasons*	Business administration services	1	42,850.00
	Canada	Name withheld for security reasons*	Business administration services	1	44,188.00
	Canada	Name withheld for security reasons*	Business administration services	1	38,000.00
	Canada	Name withheld for security reasons*	Computer services	1	42,500.00
	Canada	Name withheld for security reasons*	Business administration services	1	37,000.00
	Canada	Name withheld for security reasons*	Business administration services	1	35,800.00
	Canada	Name withheld for security reasons*	Business administration services	1	92,880.00
	Canada	Name withheld for security reasons*	Business administration services	1	34,800.00
	Canada	ROLL TIDE SOLUTIONS INC	Specialized trade construction and maintenance services	1	37,314.99
	Canada	Saville & Holdsworth (SHL) Canada, Inc.	Human resources services	3	889,763.45
	Canada	Name withheld for security reasons*	Business administration services	1	43,472.00
	Canada	Soukotel	Telecommunications media services	2	67,200.00
	Canada	THE PYTHIAN GROUP	Computer services	2	139,340.00
	Canada	Name withheld for security reasons*	Business administration services	1	51,700.00
	Canada	Name withheld for security reasons*	Business administration services	1	67,500.00
	Canada	UNESCO Institute for Statistics	Educational facilities	1	30,000.00
	Canada	UNIVERSALIA MANAGEMENT GROUP	Business administration services	1	79,595.00
	Canada	Universalia Management Group	Statistics	1	47,931.63
	Central African Republic	LA ROCHE	Building and facility maintenance and repair services	2	85,357.04
	Central African Republic	Name withheld for security reasons*	Real estate services	3	110,243.12
	Chad	Name withheld for security reasons*	Computer services	1	105,563.27
	Chad	Name withheld for security reasons*	Specialized trade construction and maintenance services	1	35,776.80
	Chad	ETS WORLD BUISINESS TCHAD	Computer services	1	80,923.13
	Chad	Name withheld for security reasons*	Business administration services	2	121,000.00
	Chad	Name withheld for security reasons*	Real estate services	1	42,932.16
	Chad	Name withheld for security reasons*	Business administration services	2	66,925.00
	Chad	SOCOFI SARL	Computer services	1	48,880.13
	Chad	UNFPA	Real estate services	1	44,611.74
	Chad	Union des Caisses Epargne et CréditGuera	Management advisory services	1	30,653.28
	Chad	WORLD FOOD PROGRAMME	Building and facility maintenance and repair services	1	40,437.37
	Chile	ACG AUDITORES CONSULTORES GERENCIALES SA	Business administration services	1	39,350.00
	Chile	AETS SUDAMERICA S.A.	Business administration services	1	44,136.02
	Chile	Name withheld for security reasons*	Business administration services	1	41,500.00
	Chile	ARISTO CONSULTORES LTDA.	Community and social services	1	64,490.44
	Chile	AsesorA-as para el Desarrollo	Business administration services	2	180,241.43
	Chile	ASOC. UNIVER.PARA LA COOP. INTERNACIONAL	Vocational training	2	155,600.44
	Chile	Asociac. Chilena Albergues Turist. Juv.	Travel facilitation	2	101,670.94
	Chile	Name withheld for security reasons*	Business administration services	1	31,932.00
	Chile	CENTRO DE ESTUDIOS P.ACCION SOCIAL LTDA.	Vocational training	1	111,243.56
	Chile	Comunidad Mujer	Business administration services	1	59,022.00

\* For security and privacy reasons, the name of the contractor is not displayed when it includes the name of an individual.

AGENCY	Location of Supplier	Name of Contractor	Description of Services	# Contracts	Total Value of Contracts (USD)
	<b>UNDP continued</b>				
	Chile	CONSULTORES ASOC. DE MARKETING CADEM S.A	Statistics	1	81 466.40
	Chile	Dictuc S.A.	Business administration services	1	65 631.67
	Chile	Dictuc S.A.	Professional engineering services	1	84 724.94
	Chile	ESTUDIOS SOCIALES APLICADOS LTDA.	Community and social services	1	44 124.55
	Chile	FUND CENT DE LOS BOSQUES NATIVOS FORECOS	Environmental management	1	79 770.44
	Chile	FUND. PARA LA TRANSFERENCIA TECNOLOGICA	Environmental management	1	132 137.18
	Chile	FUNDACION CHILE	Civic organizations and associations and movements	1	85 911.56
	Chile	FUNDACION CHILE	Community and social services	1	44 497.65
	Chile	FUNDACION FACULTAD DE CIENCIAS AGRONOMIC	Community and social services	1	52 945.22
	Chile	Name withheld for security reasons*	Business administration services	1	65 779.74
	Chile	G4S SECURITY SERVICES LTDA	Security and personal safety	2	71 608.56
	Chile	GEOCIUDAD CONSULTORES LIMITADA	Business administration services	1	117 260.04
	Chile	GEOCIUDAD CONSULTORES LIMITADA	Vocational training	1	97 244.68
	Chile	GISMA LTDA.	Environmental management	1	39 062.50
	Chile	GLOW STUDIO LIMITADA	Business administration services	1	48 520.24
	Chile	GRUPO TRES CONSULTORES LTDA.	Community and social services	1	31 013.91
	Chile	HABITERRA S.A.	Vocational training	2	260 892.35
	Chile	Name withheld for security reasons*	Business administration services	1	40 000.00
	Chile	I.DE ASUNTOS PUBL. C.DE ANALISIS POL.PUB	Vocational training	1	81 062.50
	Chile	INMOBILIARIA NUEVA MIRAMAR S.A.	Hotels and lodging and meeting facilities	1	55 657.68
	Chile	INSTITUTO FORESTAL	Business administration services	1	271 672.53
	Chile	Name withheld for security reasons*	Business administration services	1	60 000.00
	Chile	Name withheld for security reasons*	Business administration services	1	36 659.88
	Chile	Name withheld for security reasons*	Graphic design	1	68 102.54
	Chile	Name withheld for security reasons*	Vocational training	3	416 238.37
	Chile	Name withheld for security reasons*	Business administration services	1	89 500.00
	Chile	MORI (CHILE) S.A.	Vocational training	1	127 659.57
	Chile	ONG FORESTALES DESARROLLO BOSQUE NATIVO	Environmental management	1	95 588.11
	Chile	PLAN. ARQ Y GESTION DE CALIDAD LTDA	Vocational training	1	147 033.90
	Chile	POCH AMBIENTAL S.A.	Vocational training	1	33 201.17
	Chile	POCH AMBIENTAL S.A.	Water resources development and oversight	2	91 498.94
	Chile	PONTIFICIA UNIVERSIDAD CATOLICA	Vocational training	1	125 024.42
	Chile	PONTIFICIA UNIVERSIDAD CATOLICA DE CHILE	Vocational training	1	116 952.38
	Chile	PROCIUDAD LIMITADA	Vocational training	1	90 425.53
	Chile	Name withheld for security reasons*	Environmental management	1	31 189.08
	Chile	SERVICIOS PUBLICITARIOS TANDA LTDA.	Business administration services	1	392 699.21
	Chile	SOC CONSULTORA SIST SUSTENTABLES LTDA	Business administration services	1	124 474.66
	Chile	SOC CONSULTORIA Y ASESORIA GUABUN S.A.	Vocational training	1	31 914.89
	Chile	SOCIEDAD BRAVO Y ORTEGA LTDA.	Business administration services	2	141 883.08
	Chile	SOCIEDAD DE COMUNICACION SIMPLE LTDA	Reproduction services	1	65 942.67
	Chile	STATCOM ESTADISTICOS CONSULTORES S.A.	Business administration services	4	472 122.77
	Chile	SUR ASISTENCIA S.A.	Insurance and retirement services	1	43 230.44
	Chile	SYSTEMIC LTDA.	Statistics	1	37 669.98
	Chile	TECNOLOGIAS DEL CONOCIMIENTO S.A.	Information services	1	206 369.44
	Chile	UNION IBEROAMERICANA DE MUNICIPALISTAS	Vocational training	1	40 174.40
	Chile	UNIVERSIDAD ADOLFO IBAAEZ	Environmental management	1	101 628.30
	Chile	Universidad Autonoma de Chile	Vocational training	1	179 939.75
	Chile	UNIVERSIDAD DE CHILE	Water resources development and oversight	1	48 789.81
	Chile	Universidad de Talca	Environmental management	1	49 898.98
	China	Name withheld for security reasons*	Reproduction services	4	234 344.22
	China	Beijing BBEF Science & Technology Co.,	Reproduction services	1	46 224.00
	China	BEIJING HOUSING SERVICE CORP.	Real estate services	1	645 330.70
	China	Name withheld for security reasons*	Business administration services	1	49 821.18
	China	Name withheld for security reasons*	Security and personal safety	1	31 717.04
	China	Name withheld for security reasons*	Business administration services	2	169 347.00
	China	Emptor International Ltd	Reproduction services	1	323 650.00
	China	Hangzhou Nannan Hydropower Development	Professional engineering services	1	47 000.00
	China	Name withheld for security reasons*	Business administration services	3	204 000.00
	China	PRD Logistics Limited	Mail and cargo transport	1	91 765.43
	China	Shanghai-Koyo-Anp Import & Export Ltd	Transport services	1	69 283.10
	China	Name withheld for security reasons*	Business administration services	2	104 000.04
	China (Hong Kong)	Name withheld for security reasons*	Business administration services	1	49 800.00
	Colombia	ACERTA LTDA	Earth science services	1	40 875.61
	Colombia	Name withheld for security reasons*	Business administration services	1	45 600.00
	Colombia	AGRICULTURAL ASSESSMENTS INTERNATIONAL	Statistics	1	116 563.43
	Colombia	Name withheld for security reasons*	Business administration services	1	33 879.16
	Colombia	ARCHIVO GENERAL DE LA NACION COLOMBIA	Accounting and bookkeeping services	1	163 888.80
	Colombia	AYESA ADVANCED TECHNOLOGIES S.A.	Business administration services	1	108 092.10
	Colombia	C & M CONSULTORES S.A.	Accounting and bookkeeping services	1	113 614.92
	Colombia	CAJENA CARACOL SA	Advertising	1	45 168.61
	Colombia	CAJA DE COMPENSACION FAMILIAR DEL VALLE	Building and facility maintenance and repair services	1	122 832.95
	Colombia	Name withheld for security reasons*	Business administration services	1	30 018.30
	Colombia	CASA EDITORIAL EL TIEMPO SA	Advertising	1	43 099.79
	Colombia	CENTRAL PROMOTORA DE MEDIOS SA	Graphic design	1	123 798.04
	Colombia	CENTRO NACIONAL DE CONSULTORIA	Statistics	1	856 728.71
	Colombia	Name withheld for security reasons*	Business administration services	1	55 413.49
	Colombia	COMPANIA DE PROFESIONALES DE BOLSA S.A	Real estate services	1	74 954.53
	Colombia	CONSERVATION INTERNATIONAL FOUNDATION	Business administration services	1	114 469.37
	Colombia	CONSORCIO METODO CCCM	Statistics	1	458 418.94
	Colombia	CORPORACION AMBIENTAL EMPRESARIAL CAEM	Business administration services	1	67 708.33
	Colombia	CORPORACION CENTRO DE INVESTIGACION Y	Human resources services	1	137 139.07
	Colombia	CORPORACION PARA EL DESARROLLO AGRO	Community and social services	1	145 985.34
	Colombia	CORPORACION PARA EL DESARROLLO SOSTENIBL	Community and social services	1	60 467.26
	Colombia	CORREDORES DE SEGUROS CENTROSEGUROS S.A.	Insurance and retirement services	2	133 396.10
	Colombia	ECONOMETRIA S.A.	Environmental management	1	81 552.26
	Colombia	ECONOMETRIA S.A.	Statistics	1	153 503.86
	Colombia	FAL INGENIEROS SAS	Photographic services	1	120 000.00
	Colombia	FINDETER	Real estate services	1	55 594.78
	Colombia	FONDO PARA LA ACCION AMBIENTAL Y LA	Environmental management	1	40 000.00
	Colombia	FUNDACION COLECTIVO MUJER Y COMUNIDAD	Community and social services	1	66 544.02
	Colombia	FUNDACION DE PROMOCION INTEGRAL Y TRABAJ	Community and social services	1	99 478.00
	Colombia	FUNDACION FE SALUD Y PROYECTO SOCIAL	Hotels and lodging and meeting facilities	1	31 430.85
	Colombia	GONET COLOMBIA S.A. DE C.V.	Information services	1	211 151.04
	Colombia	GRUPO GIMAR ABOGADOS ASESORES Y	Real estate services	1	45 514.98
	Colombia	GRUPO VISION SAS	Restaurants and catering	1	68 626.87
	Colombia	GYE GRUPO Y ESTRATEGIA SAS	Building and facility maintenance and repair services	2	163 020.62
	Colombia	Name withheld for security reasons*	Business administration services	1	52 000.00
	Colombia	HEWLETT PACKARD COLOMBIA LTDA	Computer services	1	79 769.48
	Colombia	Name withheld for security reasons*	Real estate services	1	36 250.00
	Colombia	Name withheld for security reasons*	Building and facility maintenance and repair services	1	57 067.70
	Colombia	Name withheld for security reasons*	Real estate services	1	32 844.24
	Colombia	IDEABORN SAS	Real estate services	1	97 009.50
	Colombia	IFX NETWORKS COLOMBIA SAS	Computer services	1	137 056.36
	Colombia	INFORMACION Y TECNOLOGIA SA	Computer services	1	581 221.05
	Colombia	INGENIAN SOFTWARE LTDA	Computer services	1	99 866.73
	Colombia	INTERRAPIDISIMO SA	Mail and cargo transport	2	99 275.22
	Colombia	Name withheld for security reasons*	Business administration services	1	40 871.93
	Colombia	Name withheld for security reasons*	Business administration services	1	43 200.00
	Colombia	Name withheld for security reasons*	Business administration services	1	39 065.82
	Colombia	Name withheld for security reasons*	Business administration services	1	45 831.50
	Colombia	Name withheld for security reasons*	Business administration services	1	50 400.00
	Colombia	MANUFACTURAS RAM LTDA	Reproduction services	1	39 998.12
	Colombia	Name withheld for security reasons*	Real estate services	1	48 164.54
	Colombia	Name withheld for security reasons*	Business administration services	1	120 000.00
	Colombia	Name withheld for security reasons*	Business administration services	1	133 909.33

\* For security and privacy reasons, the name of the contractor is not displayed when it includes the name of an individual.

AGENCY	Location of Supplier	Name of Contractor	Description of Services	# Contracts	Total Value of Contracts (USD)
UNDP continued					
Colombia		MODERLINE SAS	Professional engineering services	1	35,574.17
Colombia		MUNDOLIMPIEZA LTDA	Building and facility maintenance and repair services	1	34,524.21
Colombia		Name withheld for security reasons*	Manufacturing technologies	1	264,755.49
Colombia		ORACLE COLOMBIA LTDA	Computer services	1	108,216.66
Colombia		Name withheld for security reasons*	Business administration services	1	54,403.72
Colombia		PALMTREE CONSULTING SAS	Telecommunications media services	1	68,184.22
Colombia		PAVCO SAS	Real estate services	1	718,492.46
Colombia		PNUD	Real estate services	1	34,202.57
Colombia		PROCONEL SAS	Professional engineering services	1	284,261.59
Colombia		SAS INSITITUTE COLOMBIA SAS	Statistics	1	61,727.80
Colombia		SEÑAL 3 LTDA	Graphic design	1	41,233.66
Colombia		SECRETARIADO DIOSESANO DE PASTORAL	Human resources services	1	150,000.00
Colombia		SECURITAS DE COLOMBIA SA	Building and facility maintenance and repair services	1	119,787.55
Colombia		SECURITAS DE COLOMBIA SA	Security and personal safety	9	503,640.54
Colombia		Name withheld for security reasons*	Business administration services	1	33,315.70
Colombia		SERNA CONSULTORES Y ASOCIADOS LTDA	Statistics	1	52,273.92
Colombia		SISTEMAS Y SOLUCIONES AMBIENTALES Y	Community and social services	1	78,306.34
Colombia		SOCIEDAD ADMINISTRADORA DE RECURSOS	Real estate services	2	135,595.90
Colombia		SUMIMAS S.A.S.	Reproduction services	1	77,800.83
Colombia		TAI CONSTRUCCIONES LTDA	Professional engineering services	1	44,419.11
Colombia		UNA TINTA MEDIOS LTDA	Graphic design	1	42,969.16
Colombia		UNION TEMPORAL GESTION AMBIENTAL ESTRATE	Environmental management	1	128,514.96
Colombia		UNIVERSIDAD DE LOS ANDES	Business administration services	1	53,296.44
Colombia		UNIVERSIDAD DE LOS ANDES	Environmental management	1	124,153.50
Colombia		UT ECONOMETRIA CEJ	Statistics	1	180,345.00
Colombia		VIDEO MOVIL SA	Graphic design	1	31,468.90
Colombia		VIRTUAL TELEVISION LTDA	Advertising	1	63,142.25
Colombia		VISUAL CITY LTDA	Reproduction services	1	45,452.17
Colombia		YANHAAS S A	Public administration and finance services	1	91,766.15
Congo		AGORA CONSULTING SARL	Business administration services	1	65,965.87
Congo		ERNST & YOUNG	Accounting and bookkeeping services	1	58,409.62
Congo		Name withheld for security reasons*	Professional engineering services	2	73,191.50
Congo		KPMG	Accounting and bookkeeping services	1	33,642.55
Congo		Name withheld for security reasons*	Business administration services	1	31,063.05
Congo		Name withheld for security reasons*	Restaurants and catering	1	58,257.68
Cook Islands		Name withheld for security reasons*	Business administration services	1	34,790.00
Costa Rica		Name withheld for security reasons*	Business administration services	1	38,000.00
Costa Rica		FONDO.INVERS.IMMOBILIARIA.LOS CRESTONES	Real estate services	1	34,146.48
Costa Rica		Name withheld for security reasons*	Business administration services	1	72,000.00
Costa Rica		TATUM GLOBAL CONSULTING CENTROAMERICA SA	Environmental management	3	146,943.13
Croatia		Name withheld for security reasons*	Business administration services	1	35,956.57
Croatia		CARIN D.O.O.	Professional engineering services	1	53,502.69
Croatia		CENTER FOR INTERNATIONAL DEVELOPMENT	Environmental management	1	82,460.73
Croatia		Name withheld for security reasons*	Business administration services	1	43,840.00
Croatia		HEDOM D.O.O.	Professional engineering services	2	112,513.92
Croatia		IMG - 90 D.O.O.	Real estate services	1	33,799.20
Croatia		INSTITUT ZA MEDJUNARODNE ODNOSI IMO	Vocational training	1	42,045.50
Croatia		Name withheld for security reasons*	Business administration services	1	32,550.00
Croatia		MICRO PROJECT DOO CROATIA	Vocational training	1	43,803.22
Croatia		ROTERM D.O.O.	Professional engineering services	1	31,689.51
Croatia		TENZOR D.O.O.	Professional engineering services	1	57,456.28
Croatia		Name withheld for security reasons*	Business administration services	1	37,200.00
Cyprus		A.M. ANDRONICOU LTD	Building and facility maintenance and repair services	1	82,534.49
Cyprus		Department of Antiquities	Building and facility maintenance and repair services	1	45,632.33
Cyprus		Name withheld for security reasons*	Business administration services	1	53,384.11
Cyprus		ELECTRICITY AUTHORITY OF CYPRUS	Utilities	1	30,238.73
Cyprus		Name withheld for security reasons*	Business administration services	1	34,116.71
Cyprus		Name withheld for security reasons*	Business administration services	1	93,890.00
Cyprus		Name withheld for security reasons*	Real estate services	1	39,787.80
Cyprus		Name withheld for security reasons*	Water resources development and oversight	2	393,550.13
Cyprus		NICOSIA MUNICIPALITY	Building and facility maintenance and repair services	1	34,311.48
Cyprus		OFFICE OF THE GREEK CYPRIOT MEMBER	Comprehensive health services	1	140,397.36
Cyprus		TELZA CONSTRUCTION LTD	Building and facility maintenance and repair services	1	327,221.22
Czech Republic		Name withheld for security reasons*	Environmental management	1	43,483.83
Czech Republic		Name withheld for security reasons*	Business administration services	1	45,200.00
Czech Republic		Centrum dopravního vyzkumu, v.v.i.	Transport services	1	66,080.00
Czech Republic		Czechlvent	Management advisory services	1	57,261.00
Czech Republic		Dekonta.a.s.	Environmental management	1	79,974.00
Czech Republic		ENVITECH BOHEMIA S.R.O.	Pollution tracking and monitoring and rehabilitation	1	500,437.10
Czech Republic		GEOMEDIA s.r.o.	Water resources development and oversight	1	234,500.00
Czech Republic		GEOtest. a.s.	Environmental management	2	130,036.00
Czech Republic		Name withheld for security reasons*	Management advisory services	1	30,886.00
Czech Republic		Name withheld for security reasons*	Business administration services	1	61,702.67
Czech Republic		MEPCO S. R. O.	Community and social services	1	30,910.00
Czech Republic		Univerzita Karlova v Praze	Vocational training	1	62,867.00
Democratic Rep. of the Congo		A P R A R	Professional engineering services	1	135,350.04
Democratic Rep. of the Congo		ACETRAF	Storage	3	172,440.64
Democratic Rep. of the Congo		AS.SALAAMU TRADING / AST	Business administration services	1	30,000.00
Democratic Rep. of the Congo		Name withheld for security reasons*	Hotels and lodging and meeting facilities	1	55,440.00
Democratic Rep. of the Congo		Name withheld for security reasons*	Specialized trade construction and maintenance services	1	55,440.00
Democratic Rep. of the Congo		BGC	Building and facility maintenance and repair services	2	112,163.30
Democratic Rep. of the Congo		BGC	Nonresidential building construction services	1	89,556.13
Democratic Rep. of the Congo		BGC	Professional engineering services	1	72,540.48
Democratic Rep. of the Congo		Name withheld for security reasons*	Business administration services	1	50,000.00
Democratic Rep. of the Congo		DRIDA SPRL- DOMAINE DE REHABILITATION...	Nonresidential building construction services	1	55,241.00
Democratic Rep. of the Congo		EGECOM	Nonresidential building construction services	1	108,494.43
Democratic Rep. of the Congo		EGECOM	Professional engineering services	1	87,610.50
Democratic Rep. of the Congo		Entreprise Générale de la Main d'oeuvre	Nonresidential building construction services	1	159,026.23
Democratic Rep. of the Congo		GOMAIR	Marketing and distribution	1	55,000.00
Democratic Rep. of the Congo		Name withheld for security reasons*	Building and facility maintenance and repair services	1	216,420.65
Democratic Rep. of the Congo		GRAND HOTEL	Trade policy and regulation	1	61,998.80
Democratic Rep. of the Congo		GROUPE JOMED	Professional engineering services	1	100,697.07
Democratic Rep. of the Congo		GROUPE SERVICES SPRL	Building and facility maintenance and repair services	2	119,997.00
Democratic Rep. of the Congo		HUMANITAS	Accounting and bookkeeping services	1	83,600.00
Democratic Rep. of the Congo		INSTAPRINT	Reproduction services	1	48,319.35
Democratic Rep. of the Congo		KPMG CONGO-RDC	Accounting and bookkeeping services	3	184,270.00
Democratic Rep. of the Congo		LAGIMMO	Real estate services	2	1,056,000.00
Democratic Rep. of the Congo		LE TRAITEUR SPRL	Business administration services	1	342,712.50
Democratic Rep. of the Congo		LE TRAITEUR SPRL	Restaurants and catering	1	342,712.50
Democratic Rep. of the Congo		LEANS PROJECTS	Nonresidential building construction services	1	97,362.81
Democratic Rep. of the Congo		Name withheld for security reasons*	Business administration services	2	73,206.00
Democratic Rep. of the Congo		Name withheld for security reasons*	Business administration services	1	31,750.00
Democratic Rep. of the Congo		Name withheld for security reasons*	Business administration services	2	75,000.00
Democratic Rep. of the Congo		Name withheld for security reasons*	Business administration services	1	30,000.00
Democratic Rep. of the Congo		Name withheld for security reasons*	Business administration services	1	75,000.00
Democratic Rep. of the Congo		Name withheld for security reasons*	Business administration services	1	51,300.00
Democratic Rep. of the Congo		PALM BEACH	Restaurants and catering	2	253,110.00
Democratic Rep. of the Congo		PARKLAND SPRL	Real estate services	1	288,000.00
Democratic Rep. of the Congo		Name withheld for security reasons*	Business administration services	2	94,071.32
Democratic Rep. of the Congo		RESTAURANT LA BOURGEOISE	Restaurants and catering	2	232,330.80
Democratic Rep. of the Congo		SERVICES AIR	Marketing and distribution	4	305,136.75
Democratic Rep. of the Congo		SOFICOM	Banking and investment	1	99,520.23
Denmark		Name withheld for security reasons*	Business administration services	1	31,200.00
Denmark		CICCI APS	Telecommunications media services	1	871,431.49
Denmark		COWI A/S	Business administration services	1	55,100.00

\* For security and privacy reasons, the name of the contractor is not displayed when it includes the name of an individual.

## Major contracts for services and works by UN organization | 2013

AGENCY				Total Value of
Location of Supplier	Name of Contractor	Description of Services	# Contracts	Contracts (USD)
UNDP continued				
Denmark	DANIMEX COMMUNICATION	Telecommunications media services	1	44,098.39
Denmark	DANIMEX Communication A/S	Telecommunications media services	1	149,143.49
Denmark	DANIMEX COMMUNICATION LTD	Telecommunications media services	1	131,896.89
Denmark	DANIMEX COMMUNICATIONS LTD	Telecommunications media services	1	31,629.02
Denmark	DANIMEX SATELLITE LTD	Telecommunications media services	1	33,687.00
Denmark	Danish Refugee Council	Business administration services	2	193,338.00
Denmark	DANOFFICE APS	Mail and cargo transport	1	43,882.30
Denmark	DHL Global Forwarding	Mail and cargo transport	1	76,934.00
Denmark	DHL Global Forwarding	Transport services	1	84,750.00
Denmark	EURO HEALTH GROUP A/S	Accounting and bookkeeping services	1	96,000.00
Denmark	EURO HEALTH GROUP A/S	Comprehensive health services	1	94,969.00
Denmark	GRUJE + HORNSTRUP A/S	Business administration services	1	57,522.00
Denmark	INFORMATIONSTEKNIK SKANDINAVIA A?S	Computer services	1	50,591.89
Denmark	Name withheld for security reasons*	Business administration services	1	35,000.00
Denmark	Name withheld for security reasons*	Business administration services	1	106,200.00
Denmark	KUEHNE + NAGEL	Mail and cargo transport	1	108,900.52
Denmark	KUEHNE + NAGEL A/S	Banking and investment	2	451,323.35
Denmark	KUEHNE + NAGEL A/S	Mail and cargo transport	7	509,869.18
Denmark	KUEHNE + NAGEL A/S	Marketing and distribution	1	72,591.59
Denmark	KUEHNE + NAGEL A/S	Transport services	8	445,378.55
Denmark	Kuhne & Nagel (K&N)	Mail and cargo transport	1	34,430.00
Denmark	Kuhne & Nagel (K&N)	Transport services	1	41,458.62
Denmark	NORDIC CONSULTING GROUP A/S	Business administration services	1	58,680.00
Denmark	NORDIC CONSULTING GROUP A/S	Economics	1	45,352.00
Denmark	PEM Consult	Business administration services	1	58,000.00
Denmark	Name withheld for security reasons*	Business administration services	1	97,015.91
Denmark	Name withheld for security reasons*	Business administration services	1	43,024.77
Denmark	PHOENIX DESIGN AID A/S	Reproduction services	2	249,850.00
Denmark	Name withheld for security reasons*	Business administration services	1	36,122.00
Denmark	Ramboll Danmark AIS	Economics	2	123,949.00
Denmark	SCAN GLOBAL LOGISTICS A/S	Banking and investment	1	66,159.00
Denmark	SCAN GLOBAL LOGISTICS A/S	Mail and cargo transport	2	91,633.80
Denmark	SCAN GLOBAL LOGISTICS A/S	Transport services	1	35,439.76
Denmark	UNFPA PROCUREMENT SUPPLY UNIT	Mail and cargo transport	1	106,982.31
Denmark	UNICEF DENMARK	Mail and cargo transport	1	35,064.83
Denmark	UNICEF DENMARK	Transport services	3	443,592.72
Denmark	UNICEF Plads	Transport services	1	112,779.96
Denmark	UNOPS	Mail and cargo transport	1	97,833.07
Dominican Republic	AM SERVICIOS INDUSTRIALES AMSI SRL	Reproduction services	1	33,034.67
Dominican Republic	AURICA C POR A	Building and facility maintenance and repair services	1	58,633.20
Dominican Republic	CAMPUSANO & ASOCIADOS	Accounting and bookkeeping services	1	43,062.18
Dominican Republic	Name withheld for security reasons*	Business administration services	1	32,600.33
Dominican Republic	CONSTRUCTORA E INMOBILIARIA CAMAR SRL	Building and facility maintenance and repair services	1	53,218.00
Dominican Republic	CONVITUR, S.R.L.	Travel facilitation	1	43,918.14
Dominican Republic	Name withheld for security reasons*	Business administration services	1	36,378.40
Dominican Republic	Name withheld for security reasons*	Business administration services	1	40,345.00
Dominican Republic	DONCELLA S R L	Building and facility maintenance and repair services	1	55,096.88
Dominican Republic	Name withheld for security reasons*	Business administration services	1	39,185.00
Dominican Republic	Name withheld for security reasons*	Business administration services	1	59,498.21
Dominican Republic	IMPRENTE LA UNION	Reproduction services	1	47,051.89
Dominican Republic	INGENIERIA DE PROTECCION SRL	Telecommunications media services	1	64,196.96
Dominican Republic	INMOBILIARIA FERPA SRL	Building and facility maintenance and repair services	1	39,512.35
Dominican Republic	Name withheld for security reasons*	Business administration services	1	175,347.00
Dominican Republic	Name withheld for security reasons*	Professional engineering services	2	136,479.95
Dominican Republic	Name withheld for security reasons*	Business administration services	1	59,433.96
Dominican Republic	ORIGINAL PRINTING & P	Reproduction services	1	36,383.71
Dominican Republic	PAK LABEL CORPORATION (PLC) SRL	Reproduction services	1	59,453.68
Dominican Republic	PERFECT TOURS NV	Travel facilitation	1	42,196.50
Dominican Republic	Name withheld for security reasons*	Professional engineering services	2	114,909.24
Dominican Republic	Name withheld for security reasons*	Business administration services	1	33,643.86
Dominican Republic	Name withheld for security reasons*	Vocational training	1	33,564.71
Dominican Republic	Name withheld for security reasons*	Business administration services	1	32,150.00
Dominican Republic	Name withheld for security reasons*	Business administration services	1	47,285.89
Ecuador	AMERICANGIFTS CIA. LTDA.	Manufacturing technologies	1	46,820.93
Ecuador	Name withheld for security reasons*	Business administration services	1	65,024.96
Ecuador	CENTRO DE IMPRESION DIGITALCENTER S.A.	Reproduction services	1	35,172.00
Ecuador	Name withheld for security reasons*	Fisheries and aquaculture	1	60,840.20
Ecuador	CORPORACION PARA LA INVESTIGACION,	Environmental management	1	35,840.00
Ecuador	CORPORACION PARA LA INVESTIGACION,	Water resources development and oversight	1	42,241.92
Ecuador	Name withheld for security reasons*	Business administration services	1	66,462.94
Ecuador	DARANA PRODUCCIONES Y EVENTOS CIA. LTDA.	Travel facilitation	1	69,865.82
Ecuador	EDICIONES LEGALES EDLE S.A.	Environmental management	1	37,184.00
Ecuador	EMPRESA PUBLICA DE SERVICIOS ESPOL -	Community and social services	1	34,720.00
Ecuador	ENTRIX INC.	Environmental management	1	68,456.61
Ecuador	ESTACION ESTRATEGICA DE COMUNICACION	Telecommunications media services	1	49,911.40
Ecuador	FACTOR 4 ENERGY PROYECTS GMBH	Business administration services	1	50,190.00
Ecuador	FUNDACION GRUPO APOYO	Telecommunications media services	1	36,312.64
Ecuador	Name withheld for security reasons*	Horticulture	1	64,544.26
Ecuador	Name withheld for security reasons*	Water resources development and oversight	1	62,311.87
Ecuador	FUNDACION MAQUINA DE CINE	Telecommunications media services	1	48,428.80
Ecuador	Name withheld for security reasons*	Fisheries and aquaculture	1	95,553.47
Ecuador	Name withheld for security reasons*	Business administration services	1	38,587.26
Ecuador	Name withheld for security reasons*	Business administration services	1	39,000.00
Ecuador	Name withheld for security reasons*	Business administration services	1	34,944.00
Ecuador	Kruger Corporation S A	Business administration services	1	56,448.00
Ecuador	MACROCONSULT CIA. LTDA.	Environmental management	1	109,805.36
Ecuador	Name withheld for security reasons*	Business administration services	1	67,500.00
Ecuador	Mentefactura Cia Ltda	Economics	1	53,073.94
Ecuador	Mentefactura Cia Ltda	Environmental management	2	106,459.50
Ecuador	Name withheld for security reasons*	Fisheries and aquaculture	2	136,918.09
Ecuador	Name withheld for security reasons*	Business administration services	1	34,272.00
Ecuador	PKF & CO. CIA. LTDA.	Accounting and bookkeeping services	1	39,536.00
Ecuador	PRIMAL PRODUCCIONES S.A. PRODUPRIMAL	Graphic design	1	40,040.00
Ecuador	Name withheld for security reasons*	Business administration services	1	36,908.26
Ecuador	REPRESENTACIONES HIDROCENTRO CIA. LTDA.	Utilities	1	99,506.15
Ecuador	Name withheld for security reasons*	Business administration services	1	76,071.26
Ecuador	SEGURIDAD Y TURISMO SEGTOURING CIA. LTD	Building and facility maintenance and repair services	1	164,058.76
Ecuador	SISTEMA DE SERVICIOS VARIOS EMPLEFAST	Building and facility maintenance and repair services	2	90,235.33
Ecuador	WILDLIFE CONSERVATION SOCIETY	Horticulture	1	36,960.00
Egypt	Al Karma Edutainment	Information services	1	86,047.18
Egypt	American University in Cairo	Community and social services	1	64,536.50
Egypt	Name withheld for security reasons*	Real estate services	1	85,051.62
Egypt	Name withheld for security reasons*	Reproduction services	1	49,500.00
Egypt	Espace Technologies	Information services	2	152,914.51
Egypt	Name withheld for security reasons*	Business administration services	1	47,999.98
Egypt	Name withheld for security reasons*	Business administration services	1	60,000.00
Egypt	North South Consultants Exchange	Water resources development and oversight	1	48,949.00
Egypt	O'Production	Information services	1	281,506.14
Egypt	Name withheld for security reasons*	Business administration services	2	104,832.00
Egypt	Renaissance Hotel	Hotels and lodging and meeting facilities	1	35,356.21
Egypt	SUSTAINABLE BUSINESS CONSULTING	Business administration services	1	35,704.00
Egypt	Name withheld for security reasons*	Business administration services	2	64,489.50
Egypt	Name withheld for security reasons*	Business administration services	1	43,840.00
Egypt	Name withheld for security reasons*	Business administration services	1	35,000.00
Egypt	The Studio Agency	Information services	1	52,233.27

\* For security and privacy reasons, the name of the contractor is not displayed when it includes the name of an individual.

2013 | Major contracts for services and works by UN organization

AGENCY	Location of Supplier	Name of Contractor	Description of Services	# Contracts	Total Value of Contracts (USD)
UNDP continued	Egypt	Topflex Advertising	Information services	1	156,748.91
	Egypt	Name withheld for security reasons*	Business administration services	1	30,800.00
	Egypt	Name withheld for security reasons*	Business administration services	1	57,552.00
	El Salvador	CORP. SAGA, S.A. DE C.V.	Real estate services	1	76,500.00
	El Salvador	FLACSO EL SALVADOR	Economics	1	30,100.00
	El Salvador	GRUPO PLAN B S A DE CV	Information services	1	36,900.00
	El Salvador	IMPRESOS MULTIPLES S A DE C V	Reproduction services	1	32,364.00
	El Salvador	Name withheld for security reasons*	Professional engineering services	1	33,750.00
	El Salvador	Name withheld for security reasons*	Business administration services	1	36,064.00
	El Salvador	SCON INGENIEROS, S.A. DE C.V.	Nonresidential building construction services	1	30,176.44
	El Salvador	UNIV. CENTROAMERICANA JOSE SIMEON CAÑAS	Alternative educational systems	1	56,889.60
	El Salvador	UNOPS	Professional engineering services	3	2,102,325.24
	Equatorial Guinea	Name withheld for security reasons*	Business administration services	1	33,375.00
	Equatorial Guinea	Name withheld for security reasons*	Business administration services	1	37,975.00
	Equatorial Guinea	MAGER S.L	Security and personal safety	1	35,776.82
	Eritrea	Btsuamiak Teweldebrhan	Business administration services	1	40,018.05
	Eritrea	Name withheld for security reasons*	Business administration services	1	84,000.00
	Estonia	HQSoftware OU	Human resources services	1	58,943.00
	Estonia	Name withheld for security reasons*	Business administration services	1	108,279.43
	Estonia	Name withheld for security reasons*	Business administration services	1	60,625.81
	Ethiopia	ADDIS ABABA GENERAL CONSTRUCTION PLC	Building and facility maintenance and repair services	1	49,741.84
	Ethiopia	Addis Ababa Hilton International	Travel facilitation	1	51,960.30
	Ethiopia	AFRICAN UNION PEACE FUND	Advertising	1	40,133.24
	Ethiopia	AQUATECH ABYSSINICA JUBA LTD	Computer services	1	78,975.00
	Ethiopia	Breakthrough International Consultancy	Community and social services	2	78,745.57
	Ethiopia	ETHIOPIAN AIRLINES	Mail and cargo transport	2	87,295.90
	Ethiopia	GETACHEW TUFA Building Contractor	Building and facility maintenance and repair services	1	35,341.58
	Ethiopia	Great Ethiopian Run	Travel facilitation	1	125,350.00
	Ethiopia	Name withheld for security reasons*	Business administration services	2	100,000.00
	Ethiopia	Name withheld for security reasons*	Real estate services	1	41,400.00
	Ethiopia	Int'al Livestock Research Ins.-Ethiopia	Real estate services	1	70,000.00
	Ethiopia	Jarco Consulting PLC	Community and social services	1	94,703.37
	Ethiopia	MANDEFRO ESHETE	Business administration services	1	30,000.00
	Ethiopia	Name withheld for security reasons*	Business administration services	1	55,000.00
	Ethiopia	Merit Management Consult PLC	Business administration services	1	38,448.96
	Ethiopia	Netsa PLC	Real estate services	2	63,385.05
	Ethiopia	Name withheld for security reasons*	Business administration services	1	30,732.98
	Ethiopia	Systron Advertising PLC	Reproduction services	1	31,206.57
	Ethiopia	Name withheld for security reasons*	Accounting and bookkeeping services	1	36,263.09
	Ethiopia	UNECA	Real estate services	1	56,650.74
	Ethiopia	UNECA	Reproduction services	1	66,030.58
	European Countries	APPDEC SH.P.K	Human resources services	2	134,481.16
	European Countries	Bashkimi SHPK	Professional engineering services	1	92,044.78
	European Countries	Data GIS Consulting	Statistics	1	53,775.75
	European Countries	Name withheld for security reasons*	Real estate services	1	42,913.91
	European Countries	KOMTEL	Human resources services	2	76,291.43
	European Countries	N.G.B RASTER	Reproduction services	1	32,354.38
	European Countries	NGO IDA	Economics	1	38,998.28
	Fiji	Name withheld for security reasons*	Business administration services	1	40,220.00
	Fiji	Name withheld for security reasons*	Business administration services	1	65,892.00
	Finland	Name withheld for security reasons*	Business administration services	1	69,000.00
	Finland	Name withheld for security reasons*	Business administration services	1	35,730.00
	Finland	Name withheld for security reasons*	Business administration services	1	60,625.81
	Finland	Name withheld for security reasons*	Business administration services	1	42,000.00
	Finland	Naps Systems Oy	Computer services	1	36,944.00
	Finland	NAPS SYSTEMS QY	Manufacturing support services	1	31,105.88
	France	AETS	Environmental management	1	210,596.04
	France	AGILIS Consultants	Environmental management	1	40,286.47
	France	Name withheld for security reasons*	Environmental management	1	55,470.00
	France	BAYER SAS	Manufacturing support services	1	3,048,180.59
	France	Name withheld for security reasons*	Business administration services	1	42,000.00
	France	CENTRALE HUMANAIRE MEDICO-PHARMACEUTIQ	Business administration services	1	38,790.00
	France	Name withheld for security reasons*	Business administration services	1	41,740.00
	France	Name withheld for security reasons*	Business administration services	1	82,758.00
	France	Name withheld for security reasons*	Business administration services	1	44,640.00
	France	Name withheld for security reasons*	Business administration services	1	85,579.00
	France	Name withheld for security reasons*	Utilities	1	60,229.05
	France	Name withheld for security reasons*	Business administration services	1	46,200.00
	France	Name withheld for security reasons*	Business administration services	1	56,000.00
	France	Name withheld for security reasons*	Business administration services	1	64,537.16
	France	Name withheld for security reasons*	Business administration services	1	50,216.26
	France	Name withheld for security reasons*	Business administration services	1	68,448.52
	France	Name withheld for security reasons*	Business administration services	1	99,545.34
	France	IMRSN	Professional engineering services	1	43,851.00
	France	Institutions et Developpement	Community and social services	1	40,722.00
	France	Intl Union Against Tuberculosis & Lung dise	Vocational training	1	40,770.86
	France	Name withheld for security reasons*	Business administration services	1	75,270.00
	France	Name withheld for security reasons*	Business administration services	2	69,600.00
	France	Name withheld for security reasons*	Business administration services	3	192,000.00
	France	Name withheld for security reasons*	Business administration services	1	30,000.00
	France	Name withheld for security reasons*	Business administration services	1	37,638.00
	France	Name withheld for security reasons*	Business administration services	2	109,560.00
	France	Name withheld for security reasons*	Business administration services	1	40,994.77
	France	Name withheld for security reasons*	Business administration services	1	89,500.00
	France	Name withheld for security reasons*	Business administration services	1	51,000.00
	France	Name withheld for security reasons*	Business administration services	1	97,650.00
	France	Name withheld for security reasons*	Business administration services	1	99,880.00
	France	Name withheld for security reasons*	Business administration services	1	37,004.00
	France	Name withheld for security reasons*	Business administration services	1	44,000.00
	France	Name withheld for security reasons*	Business administration services	1	55,503.98
	France	Name withheld for security reasons*	Business administration services	1	30,864.99
	France	Name withheld for security reasons*	Professional engineering services	3	11,618,211.87
	France	Name withheld for security reasons*	Manufacturing support services	1	74,619.66
	France	Name withheld for security reasons*	Business administration services	1	30,318.00
	France	SOVEMA	Manufacturing support services	1	32,611.13
	France	SPECTRUM GROUPE	Computer services	1	93,872.23
	France	SPECTRUM GROUPE	Information services	2	126,908.04
	France	STE E-CUBE STRATEGY CONSULTANTS	Environmental management	1	81,747.06
	France	Name withheld for security reasons*	Business administration services	1	40,000.00
	France	Name withheld for security reasons*	Business administration services	1	30,388.00
	France	Name withheld for security reasons*	Business administration services	1	40,886.36
	France	Name withheld for security reasons*	Business administration services	1	46,440.00
	Gabon	Name withheld for security reasons*	Business administration services	1	30,847.57
	Gabon	SOGAME EQUIP	Manufacturing support services	1	68,112.35
	Gambia	Name withheld for security reasons*	Real estate services	1	145,000.00
	Gambia	COOL BREEZE INTERNATIONAL	Business administration services	1	80,500.00
	Gambia	COOL BREEZE INTERNATIONAL	Computer services	1	61,832.00
	Gambia	GIGO CONSTRUCTION LTD	Nonresidential building construction services	1	63,844.40
	Gambia	GMB RADIO & TELEVISION SERV	Photographic services	1	36,472.73
	Georgia	ACT LTD	Community and social services	2	105,509.69
	Georgia	Name withheld for security reasons*	Business administration services	1	45,830.00
	Georgia	FOUNDATION GEORGIAN FEDER OF CHILDREN	Vocational training	1	33,660.00
	Georgia	GRAND STROY	Building and facility maintenance and repair services	3	249,885.06
	Georgia	LTD PUBLICIS ZENITHOPTIMEDIA	Advertising	1	89,391.00
	Georgia	NEW TECHNOLOGIES 2011 LTD	Building and facility maintenance and repair services	1	30,383.83

\* For security and privacy reasons, the name of the contractor is not displayed when it includes the name of an individual.

AGENCY	Location of Supplier	Name of Contractor	Description of Services	# Contracts	Total Value of Contracts (USD)
	<b>UNDP continued</b>				
	Georgia	Name withheld for security reasons*	Business administration services	1	50,000.00
	Georgia	Name withheld for security reasons*	Business administration services	1	43,800.00
	Georgia	STOLITZA LTD	Building and facility maintenance and repair services	1	112,174.08
	Georgia	USK LTD	Building and facility maintenance and repair services	1	97,561.38
	Germany	Auswaertiges Amt	Building and facility maintenance and repair services	2	740,168.50
	Germany	BDG GMBH & Co KG	Computer services	1	33,140.02
	Germany	BURKHOLDER, UDO	Business administration services	1	115,775.75
	Germany	Name withheld for security reasons*	Business administration services	1	68,700.00
	Germany	Name withheld for security reasons*	Business administration services	1	38,500.00
	Germany	Name withheld for security reasons*	Business administration services	2	115,142.98
	Germany	Name withheld for security reasons*	Business administration services	2	79,620.00
	Germany	Name withheld for security reasons*	Business administration services	1	40,740.00
	Germany	DEKA IMMOBILIEN INVESTMENT	Real estate services	2	83,921.57
	Germany	DFN-VEREIN	Computer services	1	47,823.61
	Germany	DIW econ GmbH	Environmental management	1	456,778.97
	Germany	Dr. Fromme International Consulting	Environmental management	1	97,601.04
	Germany	ENDEVA UG	Telecommunications media services	1	47,900.00
	Germany	Fleischhacker GmbH & Co.	Manufacturing support services	2	98,000.00
	Germany	Name withheld for security reasons*	Business administration services	1	66,044.00
	Germany	Frankfurt School of Finance and Economics	Economics	1	167,262.00
	Germany	German ProfEtec GmbH	Professional engineering services	1	41,718.83
	Germany	Name withheld for security reasons*	Business administration services	1	49,600.00
	Germany	IML RED GMBH	Disease prevention and control	1	44,807.00
	Germany	Name withheld for security reasons*	Business administration services	1	48,878.00
	Germany	Name withheld for security reasons*	Business administration services	1	31,946.40
	Germany	Name withheld for security reasons*	Business administration services	1	36,000.00
	Germany	Name withheld for security reasons*	Business administration services	1	37,865.13
	Germany	Name withheld for security reasons*	Business administration services	1	32,400.00
	Germany	P.M.J.M. Huntjens	Business administration services	1	30,000.00
	Germany	PARTEC GmbH	Professional engineering services	2	62,165.80
	Germany	Perspectives GmbH	Business administration services	1	32,900.00
	Germany	PERSPECTIVES GmbH	Environmental management	1	149,561.93
	Germany	Name withheld for security reasons*	Business administration services	1	69,901.00
	Germany	Name withheld for security reasons*	Business administration services	1	55,410.69
	Germany	Spreadlab GbR	Computer services	1	95,000.00
	Germany	T-SYSTEMS (former DEUTSCHE TELEKOM KOLN)	Telecommunications media services	2	75,987.71
	Germany	VERIZON DEUTSCHLAND (FORMER MCI)	Telecommunications media services	3	119,281.91
	Germany	W.I.S. Sicherheit GmbH & Co.KG	Business administration services	5	1,054,397.00
	Germany	Name withheld for security reasons*	Business administration services	1	74,427.70
	Ghana	Name withheld for security reasons*	Business administration services	1	32,625.00
	Ghana	ICEIR - UDS	Vocational training	1	52,095.00
	Ghana	Name withheld for security reasons*	Business administration services	1	32,158.00
	Ghana	K-NET LTD.	Computer services	2	139,815.88
	Ghana	Name withheld for security reasons*	Business administration services	1	45,000.00
	Ghana	Name withheld for security reasons*	Business administration services	1	38,254.50
	Ghana	PRICEWATERHOUSECOOPERS (GH) LIMITED	Accounting and bookkeeping services	1	64,791.00
	Ghana	Name withheld for security reasons*	Business administration services	1	40,000.00
	Ghana	Name withheld for security reasons*	Business administration services	1	38,500.00
	Gibraltar	TOYOTA GIBRALTAR STOCKHOLDINGS LTD	Mail and cargo transport	2	266,635.69
	Greece	POLYECO SA	Business administration services	1	313,535.00
	Greece	POLYECO SA	Mail and cargo transport	1	78,300.00
	Greece	POLYECO SA	Professional engineering services	1	70,000.00
	Guatemala	Name withheld for security reasons*	Business administration services	1	33,939.00
	Guatemala	Name withheld for security reasons*	Accounting and bookkeeping services	1	32,643.32
	Guatemala	TRASLINCON	Mail and cargo transport	1	81,085.44
	Guinea	Name withheld for security reasons*	Business administration services	2	69,000.00
	Guinea	Name withheld for security reasons*	Business administration services	1	60,000.00
	Guinea	Name withheld for security reasons*	Business administration services	1	47,200.00
	Guinea	Name withheld for security reasons*	Business administration services	2	110,400.00
	Guinea	Name withheld for security reasons*	Business administration services	1	49,292.00
	Guinea	Name withheld for security reasons*	Business administration services	1	46,837.00
	Guinea	Name withheld for security reasons*	Business administration services	1	47,200.00
	Guinea	Name withheld for security reasons*	Business administration services	1	47,200.00
	Guinea	Name withheld for security reasons*	Business administration services	1	53,550.00
	Guinea	Name withheld for security reasons*	Human resources services	1	256,060.00
	Guinea	ELECTRONIQUE COMMUNICATION TECHNOLOGY	Telecommunications media services	1	67,701.50
	Guinea	Name withheld for security reasons*	Real estate services	2	232,518.08
	Guinea	Name withheld for security reasons*	Passenger transport	1	195,861.86
	Guinea	Name withheld for security reasons*	Business administration services	1	48,000.00
	Guinea	Name withheld for security reasons*	Business administration services	1	78,000.00
	Guinea	Name withheld for security reasons*	Business administration services	1	35,400.00
	Guinea	Name withheld for security reasons*	Business administration services	1	71,400.00
	Guinea	Name withheld for security reasons*	Business administration services	1	41,517.00
	Guinea	Name withheld for security reasons*	Business administration services	1	36,000.00
	Guinea	Name withheld for security reasons*	Business administration services	1	47,200.00
	Guinea	Name withheld for security reasons*	Business administration services	1	47,200.00
	Guinea	PRESTIGE TRANSPORT GUINEE	Passenger transport	1	42,032.32
	Guinea	Name withheld for security reasons*	Business administration services	1	58,600.00
	Guinea-Bissau	AFRICA TRADE	Building and facility maintenance and repair services	1	71,984.11
	Guinea-Bissau	ARTELIER DESIGN	Reproduction services	1	60,266.44
	Guinea-Bissau	ENCASOCONCI Lda	Building and facility maintenance and repair services	1	36,869.75
	Guinea-Bissau	SAFINA, LDA	Security and personal safety	1	62,055.27
	Guinea-Bissau	SUPER ELEC, ETUDES ET REALISATIONS TECHN	Residential building construction services	1	59,826.64
	Guinea-Bissau	WEST AFRICA SEGURANCA	Security and personal safety	1	77,817.32
	Guyana	Name withheld for security reasons*	Computer services	1	34,600.39
	Haiti	Name withheld for security reasons*	Business administration services	1	47,250.00
	Haiti	BECOSA	Professional engineering services	1	108,158.00
	Haiti	BUTECO S.A	Professional engineering services	1	44,894.86
	Haiti	CAFEM	Community and social services	1	47,553.00
	Haiti	CINE INSTITUTE	Information services	1	214,965.50
	Haiti	Name withheld for security reasons*	Business administration services	2	117,000.00
	Haiti	COGEP CONSTRUCTION	Professional engineering services	1	47,470.85
	Haiti	CONSULTATION PLUS	Professional engineering services	1	43,097.00
	Haiti	Name withheld for security reasons*	Business administration services	1	78,973.33
	Haiti	Name withheld for security reasons*	Business administration services	2	118,600.00
	Haiti	EXPERTS CONSEILS & ASSOCIES	Accounting and bookkeeping services	2	62,230.00
	Haiti	FONDATION MACAYA	Environmental management	1	49,980.00
	Haiti	G & L CONSTRUCTION	Professional engineering services	1	55,086.00
	Haiti	GROUPE IBI/DAA INC.	Professional engineering services	1	123,063.00
	Haiti	Name withheld for security reasons*	Business administration services	1	30,000.00
	Haiti	INGEOBRAS CARIBE	Professional engineering services	2	208,469.00
	Haiti	INSTITUT HAITIEN DE SANTE COMMUNAUTAIRE	Vocational training	1	41,125.45
	Haiti	Name withheld for security reasons*	Business administration services	1	51,000.00
	Haiti	Name withheld for security reasons*	Business administration services	1	40,000.00
	Haiti	Name withheld for security reasons*	Business administration services	1	48,000.00
	Haiti	QIFD MANAGEMENT GROUP	Vocational training	4	327,528.50
	Haiti	Name withheld for security reasons*	Real estate services	3	104,000.00
	Haiti	SOCIETE NATIONALE DES PARCS INDUSTRIELS	Real estate services	1	108,208.56
	Haiti	TECINA	Professional engineering services	2	704,297.94
	Haiti	Name withheld for security reasons*	Business administration services	1	51,000.00
	Haiti	THE EDGE WORLDWIDE	Information services	1	324,857.90
	Honduras	CENTROMATIC S.A.	Information Technology Service Delivery	1	48,595.79
	Honduras	Name withheld for security reasons*	Business administration services	2	63,816.95
	Honduras	Name withheld for security reasons*	Business administration services	1	56,250.00
	Hungary	Name withheld for security reasons*	Business administration services	1	60,625.81

\* For security and privacy reasons, the name of the contractor is not displayed when it includes the name of an individual.

AGENCY	Location of Supplier	Name of Contractor	Description of Services	# Contracts	Total Value of Contracts (USD)
	UNDP continued				
	Hungary	Name withheld for security reasons*	Business administration services	1	55,410.69
	Hungary	Name withheld for security reasons*	Business administration services	1	55,410.69
	Hungary	Name withheld for security reasons*	Business administration services	1	60,625.81
	India	ACADEMIC & DEVELOPMENT COMM.SERVICES	Human resources services	1	38,624.42
	India	ACADEMY OF MANAGEMENT STUDIES	Computer services	1	38,400.00
	India	ACCESS DEVELOPMENT SERVICES	Economics	1	41,839.34
	India	Name withheld for security reasons*	Business administration services	1	33,194.00
	India	Name withheld for security reasons*	Business administration services	1	40,000.00
	India	ASSOCIATED HOSPL & DEVELOPERS PVT. LTD.	Travel facilitation	1	46,893.34
	India	Assyst International Pvt. Ltd	Computer services	1	38,032.66
	India	BACE MARKETING PVT. LTD.	Travel facilitation	1	34,720.88
	India	Name withheld for security reasons*	Business administration services	1	50,362.00
	India	Name withheld for security reasons*	Business administration services	1	157,302.00
	India	Name withheld for security reasons*	Business administration services	2	110,329.00
	India	Name withheld for security reasons*	Business administration services	1	45,050.00
	India	Name withheld for security reasons*	Business administration services	1	56,005.00
	India	CENTRE FOR ENVIRONMENT AND DEVELOPMENT	Community and social services	1	35,084.10
	India	CTRAN CONSULTING PRIVATE LIMITED	Statistics	1	33,521.59
	India	CTRAN CONSULTING PRIVATE LIMITED	Vocational training	1	45,218.53
	India	Datamatics Global Services Ltd	Trade policy and regulation	1	133,360.00
	India	Name withheld for security reasons*	Business administration services	1	47,000.00
	India	ERNST & YOUNG LLP	Human resources services	1	62,274.00
	India	ERNST & YOUNG LLP	Professional engineering services	1	50,900.93
	India	HAY CONSULTANTS INDIA PVT LTD	Human resources services	1	32,775.43
	India	INTACH	Real estate services	4	322,234.11
	India	INTERCOOPERATION SOCIAL DEVELOPMENT (I)	Economics	1	73,700.57
	India	IPE GLOBAL PVT. LTD.	Statistics	1	31,776.62
	India	IRG SYSTEM SOUTH ASIA PRIVATE LTD.	Vocational training	1	42,067.13
	India	Name withheld for security reasons*	Business administration services	1	35,742.00
	India	Jammu & Kashmir State Women's Dev. Corpo	Vocational training	1	49,967.34
	India	Name withheld for security reasons*	Business administration services	1	38,000.00
	India	JPS ASSOCIATES (P) LTD.	Community and social services	1	30,372.43
	India	Name withheld for security reasons*	Business administration services	2	108,633.00
	India	Name withheld for security reasons*	Business administration services	2	93,576.00
	India	LAWYERS COLLECTIVE	Civic organizations and associations and movements	1	46,276.00
	India	LOCHAN & CO	Accounting and bookkeeping services	1	40,158.00
	India	LOK PRIYA BUILDWELL PVT. LTD.	Travel facilitation	1	37,557.15
	India	Name withheld for security reasons*	Business administration services	1	48,160.00
	India	Name withheld for security reasons*	Business administration services	1	47,500.00
	India	Name withheld for security reasons*	Business administration services	2	109,080.00
	India	Name withheld for security reasons*	Business administration services	1	48,997.77
	India	Name withheld for security reasons*	Business administration services	1	56,240.00
	India	Ministry Environment& Forests/Ozone Cell	Business administration services	1	100,000.00
	India	Mircro Credit Ratings International Ltd.	Accounting and bookkeeping services	1	59,600.00
	India	N C SAXENA	Business administration services	1	75,095.58
	India	Name withheld for security reasons*	Business administration services	2	88,096.00
	India	NR MANAGEMENT CONSULTANTS INDIA PVT LTD	Economics	1	34,114.96
	India	Name withheld for security reasons*	Business administration services	1	34,251.00
	India	ONEWORLD FOUNDATION INDIA	Computer services	1	46,330.31
	India	ONEWORLD FOUNDATION INDIA	Statistics	1	54,582.41
	India	Name withheld for security reasons*	Business administration services	1	55,510.00
	India	Name withheld for security reasons*	Business administration services	2	197,916.65
	India	Name withheld for security reasons*	Business administration services	2	108,270.94
	India	Name withheld for security reasons*	Business administration services	2	89,551.00
	India	PRICEWATERHOUSECOOPERS PRIVATE LTD.	Human resources services	3	147,850.57
	India	Name withheld for security reasons*	Business administration services	1	39,600.00
	India	Name withheld for security reasons*	Business administration services	2	125,125.00
	India	SANKET DEVELOPMENT GROUP	Statistics	1	46,098.03
	India	Name withheld for security reasons*	Business administration services	2	100,203.00
	India	SARB & ASSOCIATES	Accounting and bookkeeping services	1	45,500.00
	India	Name withheld for security reasons*	Business administration services	1	78,000.00
	India	Name withheld for security reasons*	Business administration services	2	93,135.00
	India	SENES CONSULTANTS INDIA PRIVATE LIMITED	Business administration services	3	432,560.00
	India	SENES CONSULTANTS INDIA PVT. LTD.	Community and social services	1	35,734.34
	India	Name withheld for security reasons*	Humanitarian aid and relief	1	79,440.00
	India	SHARAD ADVERTISING PVT LTD	Reproduction services	1	65,759.44
	India	SHELL INN INTERNATIONAL LTD.	Travel facilitation	1	48,579.36
	India	Name withheld for security reasons*	Business administration services	1	96,200.00
	India	SIGMA RESEARCH AND CONSULTING PVT LTD	Statistics	1	51,590.40
	India	SKG Sangha	Professional engineering services	2	690,657.40
	India	SOLIDARITY AND ACTION AGAINST THE HIV IN	Economics	1	72,001.10
	India	SPAN COMMUNICATIONS	Vocational training	1	44,926.02
	India	STRATEGIC ALLIANCE MGMT SERVICES PVT LTD	Community and social services	1	126,624.80
	India	Name withheld for security reasons*	Business administration services	1	37,290.00
	India	SWASTI	Statistics	1	35,678.09
	India	Name withheld for security reasons*	Business administration services	2	101,792.00
	India	TAJ PALACE HOTELS	Hotels and lodging and meeting facilities	1	53,088.80
	India	TARU LEADING EDGE PVT LTD	Statistics	1	69,511.63
	India	THE ENERGY AND RESOURCES INSTITUTE	Business administration services	1	32,175.03
	India	THE FORD FOUNDATION	Building and facility maintenance and repair services	6	370,385.21
	India	THE LIVELIHOOD SCHOOL	Statistics	1	30,930.76
	India	THE OBEROI NEW DELHI	Travel facilitation	1	37,054.73
	India	THE TAJ MAHAL HOTEL NEW DELHI	Travel facilitation	1	30,598.46
	Indonesia	BASELINE ADVERTISING	Advertising	2	125,761.99
	Indonesia	BUMI DAYA PLAZA, PT	Real estate services	2	84,915.45
	Indonesia	CCROM-SEAP	Business administration services	2	97,159.00
	Indonesia	Name withheld for security reasons*	Nonresidential building construction services	1	45,985.46
	Indonesia	Name withheld for security reasons*	Building and facility maintenance and repair services	1	41,685.20
	Indonesia	DHV BV	Water resources development and oversight	1	381,859.20
	Indonesia	ERWINSYAH	Business administration services	2	80,606.22
	Indonesia	HATFIELD INDONESIA, PT	Water resources development and oversight	1	173,040.00
	Indonesia	Name withheld for security reasons*	Business administration services	1	82,940.00
	Indonesia	Name withheld for security reasons*	Business administration services	1	32,598.00
	Indonesia	Name withheld for security reasons*	Business administration services	1	52,500.00
	Indonesia	Name withheld for security reasons*	Real estate services	2	194,869.85
	Indonesia	MULTI AREA CONINDO PT. (MACON)	Vocational training	1	55,971.88
	Indonesia	Name withheld for security reasons*	Legal services	1	154,958.68
	Indonesia	PT INDO-AD	Graphic design	1	236,492.44
	Indonesia	Name withheld for security reasons*	Business administration services	1	258,696.50
	Indonesia	Name withheld for security reasons*	Environmental management	1	567,447.20
	Indonesia	PT STRATEGIC ASIA INDONESIA	Community and social services	1	185,621.50
	Indonesia	PT BORNEO PRODUCTIONS INTERNATIONAL	Graphic design	1	37,727.60
	Indonesia	PT. CITA PRINTA PARIWARA	Advertising	1	48,519.73
	Indonesia	PT. WAINDO SPECTERRA	Water resources development and oversight	1	287,240.00
	Indonesia	Name withheld for security reasons*	Business administration services	1	87,068.63
	Indonesia	STRATEGIC ASIA INDONESIA, PT	Community and social services	2	140,316.00
	Indonesia	TELEKOMUNIKASI INDONESIA TBK.PT	Computer services	1	38,253.72
	Indonesia	Name withheld for security reasons*	Business administration services	1	37,715.73
	Indonesia	Name withheld for security reasons*	Business administration services	1	41,432.89
	Iran (Islamic Republic of)	Name withheld for security reasons*	Disease prevention and control	1	44,838.92
	Iran (Islamic Republic of)	Name withheld for security reasons*	Comprehensive health services	1	47,090.58
	Iran (Islamic Republic of)	Name withheld for security reasons*	Disease prevention and control	1	34,586.46
	Iran (Islamic Republic of)	Name withheld for security reasons*	Business administration services	1	59,173.56
	Iran (Islamic Republic of)	Name withheld for security reasons*	Reproduction services	1	45,951.42
	Iran (Islamic Republic of)	Name withheld for security reasons*	Disease prevention and control	3	261,536.40

\* For security and privacy reasons, the name of the contractor is not displayed when it includes the name of an individual.



AGENCY				Total Value of
Location of Supplier	Name of Contractor	Description of Services	# Contracts	Contracts (USD)
UNDP continued				
Iran (Islamic Republic of)	Name withheld for security reasons*	Disease prevention and control	1	39,609.72
Iran (Islamic Republic of)	Name withheld for security reasons*	Security and personal safety	1	54,075.53
Iran (Islamic Republic of)	Name withheld for security reasons*	Disease prevention and control	1	30,337.48
Iran (Islamic Republic of)	Name withheld for security reasons*	Disease prevention and control	1	40,000.00
Iran (Islamic Republic of)	Name withheld for security reasons*	Medical practice	1	88,734.72
Iran (Islamic Republic of)	Name withheld for security reasons*	Disease prevention and control	1	40,315.81
Iran (Islamic Republic of)	Pasteur Institute of Iran	Disease prevention and control	1	50,014.12
Iran (Islamic Republic of)	Name withheld for security reasons*	Vocational training	1	177,139.18
Iran (Islamic Republic of)	Name withheld for security reasons*	Disease prevention and control	2	111,975.93
Iran (Islamic Republic of)	Name withheld for security reasons*	Disease prevention and control	1	35,199.02
Iraq	Name withheld for security reasons*	Telecommunications media services	1	79,563.20
Iraq	Name withheld for security reasons*	Business administration services	1	37,808.00
Iraq	Name withheld for security reasons*	Insurance and retirement services	1	34,367.00
Iraq	Name withheld for security reasons*	Computer services	1	158,660.00
Iraq	AL-SAMI GENERAL TRADE COMPANY LTD.	Advertising	1	236,400.00
Iraq	AL-SAMI GENERAL TRADE COMPANY LTD.	Professional engineering services	1	484,033.00
Iraq	AL-WIFAQ PRINTING COMPANY	Advertising	1	117,000.00
Iraq	BASRA DEVELOPMENT SERVICES	Business administration services	2	678,000.00
Iraq	BASRA DEVELOPMENT SERVICES	Professional engineering services	1	43,900.00
Iraq	BERTRAM CHAMBERS	Business administration services	1	35,200.00
Iraq	Bustan Association for Children Protecti	Community and social services	1	79,928.00
Iraq	Name withheld for security reasons*	Vocational training	1	198,057.00
Iraq	Name withheld for security reasons*	Professional engineering services	3	523,243.00
Iraq	DIWAN Ishtar for Trading and General Con	Nonresidential building construction services	1	38,651.00
Iraq	Earthlink Telecommunication	Computer services	1	32,700.00
Iraq	Name withheld for security reasons*	Real estate services	1	33,545.20
Iraq	Name withheld for security reasons*	Business administration services	1	35,258.61
Iraq	Magic Carpet for Media Production Ltd	Graphic design	4	175,672.00
Iraq	Name withheld for security reasons*	Real estate services	1	130,508.47
Iraq	MAMOURA HUMANITARIAN ESTABLISHMENT	Professional engineering services	1	197,454.00
Iraq	Name withheld for security reasons*	Business administration services	1	74,790.00
Iraq	Name withheld for security reasons*	Business administration services	1	64,296.00
Iraq	Name withheld for security reasons*	Business administration services	1	36,518.00
Iraq	Name withheld for security reasons*	Business administration services	1	42,000.00
Iraq	WOMEN EMPOWERMENT ORGANIZATION	Civic organizations and associations and movements	1	199,980.00
Iraq	WOMEN EMPOWERMENT ORGANIZATION	Human resources services	1	46,560.00
Ireland	CDGA ENGINEERING CONSULTANTS LTD	Business administration services	1	40,420.00
Ireland	Name withheld for security reasons*	Business administration services	1	55,410.69
Ireland	Name withheld for security reasons*	Business administration services	1	93,700.00
Ireland	PURCELL & ASSOCIATES TECNOLOGY CONS. LT	Human resources services	1	145,300.00
Ireland	SRI Exec, Science & Eng Recruitment Ltd	Advertising	1	30,000.00
Ireland	Name withheld for security reasons*	Business administration services	1	62,997.35
Israel	Name withheld for security reasons*	Real estate services	1	41,348.74
Israel	Name withheld for security reasons*	Real estate services	5	720,000.00
Israel	AL-MAQDESE FOR SOCIETY DEVELOPMENT	Community and social services	1	105,000.00
Israel	Name withheld for security reasons*	Business administration services	1	39,329.61
Israel	Name withheld for security reasons*	Business administration services	3	128,034.14
Israel	Name withheld for security reasons*	Business administration services	1	37,290.21
Israel	Name withheld for security reasons*	Business administration services	1	45,068.40
Israel	Name withheld for security reasons*	Real estate services	1	136,000.00
Israel	JERUSALEM DESIGN CEN-MARKAZ AL QUDS TASM	Professional engineering services	1	38,750.00
Israel	Name withheld for security reasons*	Real estate services	1	48,000.00
Israel	ROM Transportation Engineering Ltd.	Community and social services	1	351,899.50
Israel	Name withheld for security reasons*	Business administration services	2	70,705.60
Israel	Name withheld for security reasons*	Real estate services	1	136,000.00
Israel	Name withheld for security reasons*	Business administration services	1	72,000.00
Israel	UNITED NATIONES DVELOPMENT PROGRAMME	Real estate services	1	54,067.65
Israel	UNTSO	Business administration services	1	41,117.46
Israel	Name withheld for security reasons*	Business administration services	2	93,275.00
Italy	AFROS S.P.A.	Professional engineering services	2	1,642,500.00
Italy	Agriconsulting S.p.a	Statistics	1	270,000.00
Italy	Name withheld for security reasons*	Computer services	2	92,560.00
Italy	Name withheld for security reasons*	Business administration services	1	131,750.00
Italy	Name withheld for security reasons*	Business administration services	1	157,559.68
Italy	Name withheld for security reasons*	Business administration services	1	50,000.00
Italy	Name withheld for security reasons*	Business administration services	1	42,349.00
Italy	CIRSPE ACCOUNT	Business administration services	1	71,707.95
Italy	CONSORCIO DEL MOBILE SPA	Vocational training	1	30,000.00
Italy	Name withheld for security reasons*	Business administration services	1	60,625.81
Italy	EOCO	Environmental management	1	64,950.00
Italy	Name withheld for security reasons*	Business administration services	2	164,864.00
Italy	Name withheld for security reasons*	Business administration services	1	90,000.00
Italy	Name withheld for security reasons*	Business administration services	1	41,900.00
Italy	Name withheld for security reasons*	Business administration services	1	45,000.00
Italy	IRD Engineering S.r.l	Security and personal safety	1	89,610.00
Italy	IRD Engineering Srl	Security and personal safety	2	104,417.65
Italy	Name withheld for security reasons*	Business administration services	2	102,696.00
Italy	Name withheld for security reasons*	Business administration services	1	94,650.00
Italy	Name withheld for security reasons*	Business administration services	1	47,171.00
Italy	Name withheld for security reasons*	Business administration services	1	50,000.00
Italy	SIA SpA	Computer services	1	909,983.70
Italy	UN LOGISTIC BASE	Real estate services	3	172,834.00
Italy	UNITUS	Vocational training	1	44,825.00
Jamaica	ESL MANAGEMENT SOLUTIONS LIMITED	Environmental management	1	47,200.00
Jamaica	SEAL SPRAYED SOLUTIONS LIMITED	Building and facility maintenance and repair services	2	76,421.30
Jamaica	Name withheld for security reasons*	Business administration services	1	47,900.00
Japan	Name withheld for security reasons*	Business administration services	1	61,106.00
Japan	Name withheld for security reasons*	Business administration services	1	37,444.00
Japan	Name withheld for security reasons*	Business administration services	3	149,997.00
Japan	Mitsubishi UFJ Morgan Stanley Securities	Business administration services	1	69,760.00
Japan	Name withheld for security reasons*	Business administration services	1	47,520.00
Japan	TERADA YU	Business administration services	1	42,954.00
Jordan	Name withheld for security reasons*	Professional engineering services	1	587,709.03
Jordan	Name withheld for security reasons*	Vocational training	1	553,075.68
Jordan	Name withheld for security reasons*	Business administration services	1	31,117.00
Jordan	Name withheld for security reasons*	Business administration services	1	48,870.05
Jordan	Name withheld for security reasons*	Business administration services	1	40,000.00
Jordan	Dahlan Tours and Travel	Travel facilitation	1	35,890.00
Jordan	Name withheld for security reasons*	Professional engineering services	1	81,031.79
Jordan	Name withheld for security reasons*	Business administration services	1	85,250.00
Jordan	G4S SECURE SOLUTIONS INT. JORDAN LTD.CO.	Security and personal safety	3	210,853.83
Jordan	INTERNATIONAL UNION FOR CONSERVATION	Business administration services	1	53,680.00
Jordan	Kempinski Hotel	Restaurants and catering	1	34,470.35
Jordan	Name withheld for security reasons*	Vocational training	1	528,733.60
Jordan	Leading Point Management Advisory	Community and social services	1	133,827.69
Jordan	Leading Point Management Advisory Servic	Vocational training	1	43,111.00
Jordan	MIDDLE EAST MARKETING & RESEARCH CONSULT	Statistics	1	39,820.63
Jordan	Name withheld for security reasons*	Business administration services	1	34,599.99
Jordan	Name withheld for security reasons*	Professional engineering services	2	295,814.13
Jordan	PKF PROGROUP	Statistics	1	62,911.14
Jordan	PROTECHNIQUE MULTIPROJECTS LTD	Professional engineering services	1	40,650.00
Jordan	ROYAL SCIENTIFIC SOCIETY	Environmental management	1	49,792.07
Jordan	Name withheld for security reasons*	Business administration services	1	63,299.80
Jordan	Samman and Co./BDO	Business administration services	1	35,000.00
Jordan	SOLUTIONS COMMUNICATIONS AND SECURITY SY	Vocational training	1	144,040.81

\* For security and privacy reasons, the name of the contractor is not displayed when it includes the name of an individual.

2013 | Major contracts for services and works by UN organization

AGENCY	Location of Supplier	Name of Contractor	Description of Services	# Contracts	Total Value of Contracts (USD)
UNDP continued					
	Jordan	Stars Orbit Consultants and Management De	Business administration services	9	387,675.64
	Jordan	Stars Orbit Consultants and Management De	Professional engineering services	1	36,691.20
	Jordan	Name withheld for security reasons*	Business administration services	1	56,169.00
	Jordan	Name withheld for security reasons*	Business administration services	1	47,520.00
	Jordan	Name withheld for security reasons*	Accounting and bookkeeping services	1	31,534.20
	Jordan	University House for Consultations and S	Community and social services	1	297,500.00
	Jordan	University of Jordan	Professional engineering services	1	79,271.20
	Kazakhstan	"BatyMassiv" LTD	Marketing and distribution	1	37,903.15
	Kazakhstan	"BinomAlsav" LTD	Building and facility maintenance and repair services	1	32,034.76
	Kazakhstan	"Ecoservice S" Ltd	Environmental management	1	33,253.33
	Kazakhstan	"VirazhSpetsTechnika" Ltd	Professional engineering services	1	30,913.33
	Kazakhstan	"Vostok Construction Management" LTD	Building and facility maintenance and repair services	1	33,535.60
	Kazakhstan	"BISAM - CENTRAL ASIA"	Community and social services	1	39,583.84
	Kazakhstan	"BISAM - CENTRAL ASIA"	Environmental management	1	32,472.90
	Kazakhstan	A"Public Opinion" Research InstituteA" LLP	Business administration services	1	32,847.63
	Kazakhstan	ALMATY SPETSSTROY MEGAPOLIS LTD	Building and facility maintenance and repair services	5	679,618.92
	Kazakhstan	Name withheld for security reasons*	Business administration services	1	40,255.17
	Kazakhstan	BIOKLIMAT LTD	Development finance	1	30,409.81
	Kazakhstan	DRE LLP	Building and facility maintenance and repair services	1	59,891.45
	Kazakhstan	Ernst&Young Advisory LLP	Statistics	1	69,731.78
	Kazakhstan	JSC "NAT Kazakhstan"	Professional engineering services	1	48,786.84
	Kazakhstan	LTD KAZAKHSTAN GIS CENTER	Human resources services	1	139,690.37
	Kazakhstan	PI InstituteOfContemporaryDevelop.Samgau	Community and social services	1	48,065.80
	Kazakhstan	Polyeco S.A.	Professional engineering services	1	408,948.00
	Kazakhstan	PricewaterhouseCoopers Tax&Advisory LLP	Statistics	2	207,712.89
	Kazakhstan	SCIENTIFIC RESEACH INST OF REG. DEVELOP	Economics	1	36,751.42
	Kazakhstan	Witteveen+Bos Caspian LLP	Transport services	1	34,720.00
	Kenya	ACACIA CONSULTANTS LTD	Humanitarian aid and relief	1	74,767.16
	Kenya	Name withheld for security reasons*	Business administration services	1	30,000.00
	Kenya	ARTFUL EYES PRODUCTIONS LTD	Telecommunications media services	1	50,381.06
	Kenya	CAMERAPIX LTD	Business administration services	1	75,125.00
	Kenya	ENGLISH PRESS LTD.	Reproduction services	1	92,796.66
	Kenya	ERNST & YOUNG	Accounting and bookkeeping services	2	103,306.00
	Kenya	ERNST&YOUNG	Public administration and finance services	1	194,250.00
	Kenya	Name withheld for security reasons*	Real estate services	1	196,650.00
	Kenya	Name withheld for security reasons*	Business administration services	1	35,000.00
	Kenya	Name withheld for security reasons*	Business administration services	1	74,858.80
	Kenya	INFOTRAK RESEARCH AND CONSULTING	Community and social services	1	252,820.00
	Kenya	INT. INSTITUTE FOR ENERGY CONSERVATION	Vocational training	1	61,670.00
	Kenya	Name withheld for security reasons*	Business administration services	1	46,031.76
	Kenya	Name withheld for security reasons*	Business administration services	1	68,400.00
	Kenya	Name withheld for security reasons*	Accounting and bookkeeping services	1	80,249.77
	Kenya	KUEHNE + NAGEL LTD	Mail and cargo transport	1	70,886.16
	Kenya	Name withheld for security reasons*	Business administration services	1	35,155.86
	Kenya	LANTech (Africa) Limited	Computer services	1	131,553.90
	Kenya	Name withheld for security reasons*	Utilities	1	31,620.00
	Kenya	NEWPORT AFRICA (KENYA) LIMITED	Community and social services	1	186,120.00
	Kenya	NEWPORT AFRICA (KENYA) LIMITED	Other Services	1	88,600.00
	Kenya	Name withheld for security reasons*	Business administration services	1	36,000.00
	Kenya	PLANES FOR AFRICA LTD	Transport services	1	52,913.00
	Kenya	PRICEWATERHOUSE COOPERS	Accounting and bookkeeping services	1	40,622.03
	Kenya	PRICEWATERHOUSECOOPERS KENYA	Accounting and bookkeeping services	2	255,140.12
	Kenya	PRICEWATERHOUSECOOPERS LIMITED	Accounting and bookkeeping services	1	49,731.76
	Kenya	Name withheld for security reasons*	Business administration services	1	84,355.00
	Kenya	ROYAL MEDIA SERVICES LTD	Graphic design	2	122,060.24
	Kenya	SOCIAL DEVELOPMENT NETWORK (SODNET)	Computer services	1	40,000.00
	Kenya	Name withheld for security reasons*	Business administration services	1	30,629.50
	Kenya	Sudafric Enterprises Ltd	Real estate services	1	63,000.00
	Kenya	TIRUPATI KENYA LTD	Security and personal safety	1	39,996.57
	Kenya	TRANSCEND MEDIA GROUP	Information services	2	1,317,163.08
	Kenya	TRANSCEND MEDIA GROUP	Telecommunications media services	1	1,283,296.72
	Kenya	UNITED NATIONS OFFICE AT NAIROBI(USD)	Real estate services	1	33,325.00
	Kenya	UNON	Reproduction services	1	198,815.96
	Kenya	WFP SOMALIA	Mail and cargo transport	1	135,194.07
	Kenya	Windsor Golf & Country Club	Travel facilitation	1	31,600.00
	Kuwait	Holiday Inn Kuwait	Restaurants and catering	1	35,463.86
	Kyrgyzstan	Name withheld for security reasons*	Community and social services	1	49,176.79
	Kyrgyzstan	ASSOCIATION OF CIVIL SOCIETY SUPPORT CEN	Community and social services	1	48,094.36
	Kyrgyzstan	AZIAINTERSTROY LTD	Residential building construction services	1	35,641.45
	Kyrgyzstan	CARAVAN TORGOVYI TSENTR	Real estate services	3	138,222.16
	Kyrgyzstan	CENTER FOR PUBLIC POLICY	Statistics	1	49,682.14
	Kyrgyzstan	DEVELOPMENT POLICY INSTITUTE	Community and social services	1	47,057.11
	Kyrgyzstan	EGALITEE PUBLIC FOUNDATION	Statistics	1	50,483.32
	Kyrgyzstan	HEALTH POLICY ANALYSIS CENTER	Statistics	1	36,804.28
	Kyrgyzstan	HEALTH POLICY ANALYSIS CENTER	Vocational training	1	64,443.38
	Kyrgyzstan	Name withheld for security reasons*	Real estate services	1	32,000.00
	Kyrgyzstan	Name withheld for security reasons*	Real estate services	1	35,177.07
	Kyrgyzstan	KIRLAND LTD	Reproduction services	1	67,144.40
	Kyrgyzstan	KRITOS GROUP LLC	Mail and cargo transport	1	43,122.68
	Kyrgyzstan	Name withheld for security reasons*	Business administration services	1	33,480.00
	Kyrgyzstan	NATIONAL INSTITUTE OF STRATEGIC STUDIES	Public administration and finance services	1	47,226.00
	Kyrgyzstan	OMEGA STROI LTD	Nonresidential building construction services	1	50,911.93
	Kyrgyzstan	Name withheld for security reasons*	Real estate services	1	39,547.43
	Kyrgyzstan	Name withheld for security reasons*	Professional engineering services	1	49,550.20
	Kyrgyzstan	Name withheld for security reasons*	Statistics	1	37,418.92
	Kyrgyzstan	TSENTR PODGOTOVKI I PEREPDYGOTOVKI MES	Vocational training	1	30,977.13
	Lao People's Democratic Rep.	CYBERIA	Information services	1	33,000.00
	Lao People's Democratic Rep.	GENERAL SERVICES LAO CO., LTD	Building and facility maintenance and repair services	1	52,480.42
	Lao People's Democratic Rep.	LAO-ASIE CONSULTANTS GROUP	Professional engineering services	1	31,450.00
	Lao People's Democratic Rep.	MAYA LINDBERG BRINK	Business administration services	1	32,500.00
	Lao People's Democratic Rep.	VIEW TECH CONSTRUCTION CO. LTD	Building and facility maintenance and repair services	1	35,855.39
	Lao People's Democratic Rep.	VIMPELCOM LAO COMPANY LIMITED	Information Technology Service Delivery	1	41,368.74
	Latin America & the Caribbean	Name withheld for security reasons*	Business administration services	1	75,000.00
	Latin America & the Caribbean	Name withheld for security reasons*	Business administration services	1	84,000.00
	Latin America & the Caribbean	STRATEGIC ENVIRONMENTAL ADVICE LTD.	Environmental management	2	96,648.00
	Latvia	ARHIS LTD	Professional engineering services	1	33,927.72
	Latvia	Name withheld for security reasons*	Business administration services	1	52,803.13
	Latvia	Name withheld for security reasons*	Business administration services	1	98,965.07
	Latvia	Name withheld for security reasons*	Business administration services	1	33,405.00
	Latvia	Name withheld for security reasons*	Business administration services	1	55,410.69
	Latvia	Name withheld for security reasons*	Business administration services	1	60,625.81
	Latvia	Name withheld for security reasons*	Business administration services	1	152,453.58
	Latvia	Name withheld for security reasons*	Business administration services	2	92,344.79
	Lebanon	Name withheld for security reasons*	Business administration services	1	31,791.00
	Lebanon	Name withheld for security reasons*	Business administration services	1	59,484.47
	Lebanon	AL-JIHAD FOR COMMERCE & CONTRACTING SAL	Professional engineering services	1	2,323,205.60
	Lebanon	ALLEYCAT LIMITED LIABILITY COMPANY	Business administration services	1	110,000.00
	Lebanon	Name withheld for security reasons*	Business administration services	1	65,400.00
	Lebanon	ARAB AFRICAN INTERNATIONAL BANK	Real estate services	4	765,593.15
	Lebanon	ARABIA GIS SAL	Telecommunications media services	1	78,350.00
	Lebanon	Name withheld for security reasons*	Professional engineering services	1	31,380.00
	Lebanon	Name withheld for security reasons*	Professional engineering services	1	479,606.33
	Lebanon	Name withheld for security reasons*	Business administration services	1	35,000.00
	Lebanon	Name withheld for security reasons*	Business administration services	1	44,472.00
	Lebanon	EARTH LINK & ADVANCED RESOURCES	Earth science services	1	945,400.50

\* For security and privacy reasons, the name of the contractor is not displayed when it includes the name of an individual.

AGENCY	Location of Supplier	Name of Contractor	Description of Services	# Contracts	Total Value of Contracts (USD)
UNDP continued	Lebanon	EARTH LINK & ADVANCED RESOURCES	Environmental management	1	36,256.00
	Lebanon	EARTH LINK & ADVANCED RESOURCES	Water resources development and oversight	1	210,800.00
	Lebanon	Earth Link & Advanced Resources Developm	Human resources services	1	57,872.00
	Lebanon	ECOTECH INGENIERIE	Environmental management	1	119,947.84
	Lebanon	ETUDE CONSEIL SUPERVISION SARL	Information services	1	124,000.00
	Lebanon	EVER EAST MED. S.A.L	Reproduction services	1	235,362.50
	Lebanon	FOR DEVELOPMENT C.C.	Vocational training	2	92,548.50
	Lebanon	Name withheld for security reasons*	Business administration services	1	54,100.00
	Lebanon	GREEN STUDIOS SAL	Professional engineering services	1	281,820.00
	Lebanon	INCONET DATA MANAGEMENT SAL	Computer services	1	33,990.00
	Lebanon	INFOPRO MANAGEMENT SARL	Environmental management	1	37,613.95
	Lebanon	KINGDOM-BEIRUT SAL (FOUR SEASONS HOTEL)	Real estate services	9	634,050.53
	Lebanon	Name withheld for security reasons*	Professional engineering services	1	139,656.85
	Lebanon	Name withheld for security reasons*	Business administration services	2	142,800.00
	Lebanon	LEBANESE ENGINEERING & CONTRACTING (LEC)	Professional engineering services	2	187,990.00
	Lebanon	Name withheld for security reasons*	Business administration services	1	33,845.00
	Lebanon	Name withheld for security reasons*	Professional engineering services	1	89,501.00
	Lebanon	Name withheld for security reasons*	Telecommunications media services	1	83,005.00
	Lebanon	Name withheld for security reasons*	Professional engineering services	1	46,850.00
	Lebanon	NASIMCO EST FOR GEN.TRAD.&CONT.	Professional engineering services	2	278,850.00
	Lebanon	NORWEGIAN PEOPLE'S AID - LEBANON	Professional engineering services	1	136,221.00
	Lebanon	Name withheld for security reasons*	Business administration services	1	54,000.00
	Lebanon	S2C INTERNATIONAL GROUP INC	Telecommunications media services	1	121,900.00
	Lebanon	SOUTH FOR CONSTRUCTION SAL	Professional engineering services	1	630,657.03
	Lebanon	STE.FOR PROTECTION OF NATURE IN LEBANON	Environmental protection	1	40,000.00
	Lebanon	Name withheld for security reasons*	Business administration services	1	100,000.00
	Lebanon	UNSCOL	Real estate services	1	54,384.00
	Lebanon	Name withheld for security reasons*	Business administration services	1	34,776.00
	Lebanon	Name withheld for security reasons*	Business administration services	1	47,894.50
	Lebanon	Name withheld for security reasons*	Business administration services	1	30,000.00
	Lesotho	Name withheld for security reasons*	Business administration services	1	34,280.00
	Lesotho	THE AGE MULTIMEDIA PUBLISHERS	Information services	1	36,772.60
	Liberia	AFRICAN FUTURES INSTITUTE	Community and social services	1	55,000.00
	Liberia	Alley Services	Reproduction services	1	30,190.00
	Liberia	Name withheld for security reasons*	Real estate services	2	172,000.00
	Liberia	Earth Tech Inc.	Environmental protection	2	721,564.00
	Liberia	ECO BANK	Business administration services	1	67,000.00
	Liberia	EXSECON	Security and personal safety	2	97,124.73
	Liberia	HAK TECHNOLOGY	Computer services	1	36,000.00
	Liberia	LIBERIA MEDIA CENTER	Human resources services	1	95,200.00
	Liberia	LIBERIA MEDIA FOR DEMOCRATIC INITIATIVES	Vocational training	1	48,630.00
	Liberia	Name withheld for security reasons*	Business administration services	1	39,150.00
	Liberia	ROYAL GRAND HOTEL	Hotels and lodging and meeting facilities	1	49,400.00
	Liberia	SPECTRUM PRINT INC.	Reproduction services	1	30,421.80
	Libya	Name withheld for security reasons*	Real estate services	1	43,410.85
	Libya	Name withheld for security reasons*	Security and personal safety	2	140,176.45
	Libya	Name withheld for security reasons*	Vocational training	1	44,329.00
	Libya	Name withheld for security reasons*	Security and personal safety	1	88,972.02
	Libya	Corinthia Towers Tripoli LTD	Travel facilitation	1	45,126.99
	Libya	FORUM FOR DEMOCRATIC LIBYA	Vocational training	1	75,864.03
	Libya	Name withheld for security reasons*	Real estate services	1	41,082.80
	Libya	Libya Cen.for Strategic&Future studeis	Vocational training	1	101,137.06
	Libya	Libya Tele.& Technology	Information Technology Service Delivery	1	42,000.00
	Libya	Name withheld for security reasons*	Real estate services	1	76,190.48
	Libya	Name withheld for security reasons*	Real estate services	1	47,619.05
	Libya	Name withheld for security reasons*	Travel facilitation	2	91,000.25
	Libya	Safe Group for Security and Safety	Security and personal safety	1	126,114.65
	Libya	Name withheld for security reasons*	Business administration services	1	67,500.00
	Libya	University of Benghazi	Statistics	1	51,644.00
	Libya	University of Benghazi	Vocational training	1	93,600.00
	Libya	Name withheld for security reasons*	Real estate services	1	120,000.00
	Libya	Name withheld for security reasons*	Business administration services	1	30,800.00
	Lithuania	Name withheld for security reasons*	Business administration services	1	126,222.42
	Lithuania	Name withheld for security reasons*	Business administration services	1	46,936.11
	Lithuania	Name withheld for security reasons*	Business administration services	1	55,410.69
	Lithuania	Name withheld for security reasons*	Business administration services	1	75,198.94
	Lithuania	Name withheld for security reasons*	Business administration services	1	55,410.69
	Lithuania	Name withheld for security reasons*	Business administration services	2	133,354.42
	Madagascar	FIRST IMMO	Real estate services	9	492,106.41
	Madagascar	Name withheld for security reasons*	Business administration services	1	30,000.00
	Madagascar	Name withheld for security reasons*	Business administration services	1	57,384.00
	Madagascar	Name withheld for security reasons*	Business administration services	1	66,000.00
	Malawi	DEVELOPMENT CONSULTING ASSOCIATES	Business administration services	1	38,228.88
	Malawi	Name withheld for security reasons*	Business administration services	1	31,845.00
	Malawi	Name withheld for security reasons*	Business administration services	1	30,000.00
	Malawi	IMANI CONSULTANTS LTD	Trade policy and regulation	1	59,900.00
	Malawi	LEAD SOUTHERN AFRICA	Business administration services	1	45,000.00
	Malawi	MERCANTILE INTERNATIONAL	Reproduction services	1	39,245.94
	Malawi	SUNBIRD CAPITAL	Travel facilitation	1	36,907.00
	Malawi	UNIVERSITY OF MALAWI POLYTECHNIC	Vocational training	1	33,600.00
	Malaysia	Brandt International Sdn Bhd	Business administration services	1	44,569.64
	Malaysia	Name withheld for security reasons*	Business administration services	1	31,451.55
	Malaysia	Eco-Ideal Consulting Sdn Bhd	Statistics	1	90,706.30
	Malaysia	Name withheld for security reasons*	Business administration services	2	70,000.00
	Malaysia	Name withheld for security reasons*	Business administration services	1	42,329.03
	Malaysia	JARING COMMUNICATIONS SDN BHD	Computer services	2	62,431.44
	Malaysia	Name withheld for security reasons*	Business administration services	1	35,608.32
	Malaysia	PE Research Sdn. Bhd.	Business administration services	1	54,548.83
	Malaysia	Safeguards G4S Sdn Bhd	Security and personal safety	1	30,637.26
	Malaysia	Social Innovation Camp Asia Consultancy	Vocational training	1	35,000.00
	Malaysia	Name withheld for security reasons*	Business administration services	1	52,000.00
	Maldives	MIL. Investment	Community and social services	1	88,843.78
	Maldives	RIYAN PVT.LTD	Building and facility maintenance and repair services	1	33,605.00
	Mali	Name withheld for security reasons*	Business administration services	1	39,000.00
	Mali	Name withheld for security reasons*	Real estate services	1	52,164.24
	Mali	ENTREPRISE NOUVELLE DE CONSTRUCTION	Professional engineering services	1	117,403.79
	Mali	HARISON RABEMANISA ANDRIAMAMPANDRY	Business administration services	1	34,061.50
	Mali	LIVIA BTP	Security and personal safety	1	38,019.08
	Mali	Name withheld for security reasons*	Business administration services	1	63,000.00
	Mali	Name withheld for security reasons*	Business administration services	2	96,300.00
	Mali	Sérirub	Reproduction services	1	118,244.40
	Mali	SAS IMPRIM	Reproduction services	1	52,174.54
	Mali	Name withheld for security reasons*	Business administration services	1	32,000.00
	Mali	Name withheld for security reasons*	Business administration services	1	70,000.00
	Malta	Palm City Limited	Real estate services	2	209,914.51
	Marshall Islands	Name withheld for security reasons*	Business administration services	1	70,447.00
	Mauritania	Name withheld for security reasons*	Business administration services	1	84,000.00
	Mauritania	BUREAU INFORMATIQUE ET ORGANISATION	Community and social services	1	42,205.39
	Mauritania	Name withheld for security reasons*	Business administration services	1	224,030.00
	Mauritania	Name withheld for security reasons*	Business administration services	1	53,365.47
	Mauritania	Name withheld for security reasons*	Business administration services	1	64,150.00
	Mauritius	ATW INTERNATIONAL	Business administration services	1	74,054.28
	Mauritius	KPMG EAST AFRICA LTD	Public administration and finance services	1	560,460.00
	Mexico	AID ARTE I DISEA'O S DE RL DE CV	Reproduction services	1	41,780.47
	Mexico	CORPORACION GRANDA SA DE CV	Manufacturing support services	1	33,132.58

\* For security and privacy reasons, the name of the contractor is not displayed when it includes the name of an individual.

2013 | Major contracts for services and works by UN organization

AGENCY	Location of Supplier	Name of Contractor	Description of Services	# Contracts	Total Value of Contracts (USD)
UNDP continued					
	Mexico	CREARA INTERNATIONAL, LLC	Environmental management	2	73,651.20
	Mexico	Name withheld for security reasons*	Business administration services	1	31,018.31
	Mexico	Name withheld for security reasons*	Business administration services	1	37,800.00
	Mexico	GTT IMAGING SA DE CV	Computer services	1	121,524.61
	Mexico	Name withheld for security reasons*	Business administration services	1	44,000.00
	Mexico	INSTITUTO NACIONAL DE SALUD PUBLICA	Comprehensive health services	1	33,139.38
	Mexico	JOHNSON CONTROLS MEXICO BE SA DE CV	Specialized trade construction and maintenance services	1	36,587.42
	Mexico	JRA LOGISTICA DE MEDIOS	Building and facility maintenance and repair services	1	40,045.77
	Mexico	JRA LOGISTICA DE MEDIOS	Telecommunications media services	1	41,176.47
	Mexico	Name withheld for security reasons*	Business administration services	1	40,784.06
	Mexico	MIFEL FIDEICOMISO 1071/2009 MONTESURALES	Real estate services	2	149,285.38
	Mexico	REPRESENTACIONES DIST E INST ALTEA/A	Professional engineering services	1	30,052.41
	Mexico	Name withheld for security reasons*	Business administration services	1	37,800.00
	Mexico	SEM TREDI S.A DE C.V	Building and facility maintenance and repair services	1	41,772.11
	Mexico	SEM TREDI S.A DE C.V	Decontamination services	3	170,587.07
	Monaco	Name withheld for security reasons*	Business administration services	1	58,728.00
	Mongolia	ALTAIN BUILAAST LLC	Utilities	1	570,403.58
	Mongolia	NAB LLC	Utilities	2	224,732.13
	Montenegro	Atel doo	Graphic design	1	35,938.18
	Montenegro	Bates d.o.o.	Professional engineering services	1	62,121.22
	Montenegro	BOMBETON	Professional engineering services	1	88,467.10
	Montenegro	ENVIRONMENTAL PROTECTION AGENCY	Environmental management	1	30,538.96
	Montenegro	ENVIRONMENTAL PROTECTION AGENCY	Management advisory services	1	35,145.89
	Montenegro	Name withheld for security reasons*	Professional engineering services	1	303,760.32
	Montenegro	S&T Crna Gora	Computer services	1	54,097.69
	Montenegro	SIMM Inzenjering doo	Professional engineering services	1	30,332.06
	Montenegro	Sistem-mne d.o.o.	Professional engineering services	1	68,965.51
	Montenegro	Smart-Tech	Information services	1	45,358.54
	Morocco	Agriconsulting Maroc	Business administration services	1	38,712.80
	Morocco	Ste Fellah Conseil Sarl	Water resources development and oversight	1	86,243.26
	Mozambique	CONSULTEC CONSULTORES ASSOCIADOS, LDA	Professional engineering services	1	93,738.12
	Mozambique	KPMG MOZAMBIQUE SARL	Accounting and bookkeeping services	2	165,917.00
	Mozambique	Name withheld for security reasons*	Business administration services	2	162,568.93
	Mozambique	POLANA SERENA HOTEL	Hotels and lodging and meeting facilities	1	77,954.99
	Mozambique	Name withheld for security reasons*	Business administration services	2	133,870.44
	Myanmar	Myanmar Marketing Research & Development	Community and social services	1	45,485.00
	Myanmar	Myanmar Survey Research	Public administration and finance services	1	76,764.00
	Myanmar	Thu Kha Construction Group Co., Ltd.	Building and facility maintenance and repair services	1	52,110.05
	Myanmar	World Food Programme, Myanmar	Real estate services	1	35,580.00
	Namibia	INTERGRATED ENVIRONMENT CONSULTANTS NAM.	Business administration services	2	139,000.00
	Namibia	Namibia Institute for Democracy	Business administration services	1	49,120.00
	Namibia	S.A INST FOR ENVIRONMENTAL ASSESSMENT	Business administration services	1	43,613.00
	Nepal	AAROHAN	Advertising	1	173,283.06
	Nepal	Name withheld for security reasons*	Business administration services	1	76,500.00
	Nepal	APPLIED INNOVATION PVT. LTD.	Information services	1	38,342.48
	Nepal	Name withheld for security reasons*	Business administration services	1	42,312.00
	Nepal	F- SKILL PVT. LTD.	Vocational training	1	83,754.71
	Nepal	Name withheld for security reasons*	Community and social services	1	41,259.86
	Nepal	Name withheld for security reasons*	Business administration services	1	83,600.00
	Nepal	Name withheld for security reasons*	Business administration services	2	100,856.00
	Nepal	KEY ADVERTISING SERVICE PVT. LTD.	Graphic design	1	226,236.24
	Nepal	Name withheld for security reasons*	Business administration services	1	41,226.14
	Nepal	Name withheld for security reasons*	Business administration services	1	70,570.41
	Nepal	LDTIC Mahottari Bardibas	Community and social services	1	46,343.56
	Nepal	MANAGEMENT SUPPORT SERVICES (P) LTD.	Vocational training	1	56,773.70
	Nepal	NCELL PRIVATE LIMITED	Advertising	1	36,435.18
	Nepal	NEPAL DEVELOPMENT RESEARCH INSTITUTE	Community and social services	1	90,894.90
	Nepal	NEPAL PRESS INSTITUTE	Advertising	1	172,383.10
	Nepal	Ratauli Yuba Club	Community and social services	1	56,198.86
	Nepal	REAL TIME SOLUTIONS PVT. LTD..	Telecommunications media services	1	171,548.88
	Nepal	Name withheld for security reasons*	Business administration services	1	49,225.00
	Nepal	Name withheld for security reasons*	Business administration services	1	38,025.00
	Nepal	SEARCH FOR COMMON GROUND	Information services	1	75,785.00
	Nepal	TRAINING CENTER NEPAL (P) LTD.	Vocational training	1	51,609.93
	Nepal	WATCHDOG MEDIA SERVICE PVT. LTD.	Graphic design	1	220,489.19
	Netherlands	Name withheld for security reasons*	Business administration services	1	31,815.00
	Netherlands	Name withheld for security reasons*	Business administration services	1	54,953.00
	Netherlands	Name withheld for security reasons*	Business administration services	1	45,000.00
	Netherlands	Name withheld for security reasons*	Business administration services	1	30,000.00
	Netherlands	Name withheld for security reasons*	Business administration services	1	82,080.00
	Netherlands	DHV B.V.	Professional engineering services	1	89,384.69
	Netherlands	ECORYS Nederland BV	Business administration services	1	52,647.00
	Netherlands	Name withheld for security reasons*	Business administration services	1	44,082.00
	Netherlands	Energy Research Centre of the Netherland	Business administration services	1	31,290.74
	Netherlands	Name withheld for security reasons*	Business administration services	1	37,485.00
	Netherlands	IMRES	Material packing and handling	1	47,315.12
	Netherlands	Name withheld for security reasons*	Business administration services	2	95,700.00
	Netherlands	Name withheld for security reasons*	Business administration services	1	36,241.81
	Netherlands	Name withheld for security reasons*	Business administration services	1	33,901.00
	Netherlands	Name withheld for security reasons*	Business administration services	1	33,720.00
	Netherlands	Royal Tropical Institute	Telecommunications media services	1	42,080.00
	Netherlands	Royal Tropical Institute	Vocational training	1	70,320.00
	Netherlands	TAUW BV	Business administration services	1	117,790.00
	Netherlands	TAUW BV	Pollution tracking and monitoring and rehabilitation	1	109,120.00
	Netherlands	URBAN SOLUTIONS B. V	Community and social services	1	89,188.00
	Netherlands	Name withheld for security reasons*	Business administration services	1	32,976.93
	New Zealand	Name withheld for security reasons*	Business administration services	1	68,400.00
	New Zealand	Name withheld for security reasons*	Business administration services	1	31,605.00
	New Zealand	Name withheld for security reasons*	Business administration services	1	46,944.00
	New Zealand	Name withheld for security reasons*	Business administration services	1	120,974.70
	New Zealand	Name withheld for security reasons*	Business administration services	1	35,306.00
	New Zealand	MASSEY UNIVERSITY	Business administration services	1	99,450.00
	New Zealand	Name withheld for security reasons*	Business administration services	1	30,349.00
	New Zealand	Name withheld for security reasons*	Business administration services	1	44,200.00
	New Zealand	Name withheld for security reasons*	Business administration services	1	44,149.50
	New Zealand	Name withheld for security reasons*	Business administration services	3	137,496.00
	Nicaragua	Name withheld for security reasons*	Business administration services	1	30,000.00
	Nicaragua	Name withheld for security reasons*	Business administration services	1	66,500.00
	Nicaragua	Fundacion Accion Intern contra el Hambre	Environmental management	1	298,399.40
	Nicaragua	Name withheld for security reasons*	Business administration services	1	35,000.00
	Nicaragua	Instituto de Promocion Humana(INPRHU)	Environmental management	1	139,382.00
	Nicaragua	MultiConsult y Cia Ltda	Environmental management	1	76,304.00
	Niger	Name withheld for security reasons*	Business administration services	1	118,710.63
	Niger	Name withheld for security reasons*	Business administration services	1	93,500.00
	Nigeria	B72 PRESS LIMITED	Reproduction services	1	39,299.65
	Nigeria	DIMENSION DATA LIMITED	Computer services	1	37,063.73
	Nigeria	Name withheld for security reasons*	Real estate services	1	61,276.04
	Nigeria	KINGS GUARDS NIGERIA LIMITED	Security and personal safety	12	466,495.33
	Nigeria	LEAMERO CONSULTING LIMITED	Business administration services	1	48,000.00
	Nigeria	LEAMERO CONSULTING LTD	Business administration services	1	43,900.00
	Nigeria	Name withheld for security reasons*	Business administration services	1	31,207.43
	Nigeria	MICCOM GOLF HOTELS & RESORT LTD	Travel facilitation	1	30,594.89
	Nigeria	NIGERIA TELEVISION AUTHORITY	Information services	1	31,838.28
	Nigeria	VODACOM BUSINESS AFRICA (NIGERIA) LTD	Computer services	1	30,000.00
	Norway	ASTRIUM SERVICES ENTERPRISE A/S	Computer services	4	1,308,133.40

\* For security and privacy reasons, the name of the contractor is not displayed when it includes the name of an individual.

AGENCY	Location of Supplier	Name of Contractor	Description of Services	# Contracts	Total Value of Contracts (USD)
	UNDP continued				
	Norway	Chr. Michelsen Institute	Business administration services	1	54,180.00
	Norway	Fafø Inst for Applied Intl Studies (AIS)	Business administration services	1	39,600.00
	Norway	Name withheld for security reasons*	Business administration services	1	41,625.00
	Norway	REVENUE DEVELOPMENT FOUNDATION	Information services	1	38,951.00
	Norway	SOMMEROGATEN 1 AS	Real estate services	1	30,623.23
	Norway	THOMSON REUTERS (MARKET) NORGE AS	Environmental management	1	814,111.27
	Norway	Name withheld for security reasons*	Business administration services	1	33,950.00
	Pakistan	Name withheld for security reasons*	Business administration services	1	59,018.00
	Pakistan	Name withheld for security reasons*	Professional engineering services	2	952,420.57
	Pakistan	ALI BROTHERS	Professional engineering services	1	58,952.88
	Pakistan	APEX CONSULTING PAKISTAN	Statistics	1	40,415.55
	Pakistan	APEX CONSULTING PAKISTAN	Vocational training	1	172,136.75
	Pakistan	Name withheld for security reasons*	Human resources services	1	44,028.06
	Pakistan	Name withheld for security reasons*	Vocational training	1	93,156.18
	Pakistan	Name withheld for security reasons*	Professional engineering services	1	241,334.52
	Pakistan	CHIP TRAINING & CONSULTING (PVT) LIMITED	Vocational training	2	299,552.12
	Pakistan	COMMUNITY HEALTHY ADVOCACY NETWORK AT	Specialized educational services	1	66,544.75
	Pakistan	Ernst & YOUNG FORD RHODES SIDAT HYDER	Accounting and bookkeeping services	1	142,974.10
	Pakistan	ESOLPK (PVT) LIMITED	Information services	1	32,600.95
	Pakistan	HADAF INTERNATIONAL	Professional engineering services	2	264,264.09
	Pakistan	Name withheld for security reasons*	Professional engineering services	5	821,117.37
	Pakistan	HRDC-IMSCIENCES	Vocational training	2	124,955.83
	Pakistan	INDUS VALLEY CONSTRUCTION	Professional engineering services	2	105,917.26
	Pakistan	ISLAMABAD SERENA HOTEL	Real estate services	1	122,026.00
	Pakistan	KAYBEE CONSTRUCTOR	Professional engineering services	3	313,266.95
	Pakistan	KESTRAL SPD (PVT) LIMITED	Professional engineering services	1	207,525.00
	Pakistan	KK CONSTRUCTION	Professional engineering services	3	517,467.53
	Pakistan	Name withheld for security reasons*	Professional engineering services	7	521,725.19
	Pakistan	Name withheld for security reasons*	Professional engineering services	1	201,712.64
	Pakistan	Name withheld for security reasons*	Professional engineering services	6	348,169.59
	Pakistan	Name withheld for security reasons*	Professional engineering services	2	133,466.60
	Pakistan	Management & Development Centre	Vocational training	2	110,251.86
	Pakistan	M-COMMUNICATIONS (PVT) LTD	Information services	2	314,606.38
	Pakistan	Name withheld for security reasons*	Business administration services	2	88,000.00
	Pakistan	Name withheld for security reasons*	Professional engineering services	5	453,957.76
	Pakistan	Name withheld for security reasons*	Business administration services	1	84,000.00
	Pakistan	NATIONAL CONSULTING FOR BUSINESS &	Vocational training	2	150,170.01
	Pakistan	Name withheld for security reasons*	Professional engineering services	1	65,010.06
	Pakistan	PTCL - ISLAMABAD	Computer services	2	246,960.56
	Pakistan	Regal ENTERPRIZES	Professional engineering services	2	124,490.25
	Pakistan	SEBCON (PVT) LTD	Community and social services	1	41,609.67
	Pakistan	Socio Engineering Consultants	Human resources services	1	82,558.45
	Pakistan	Name withheld for security reasons*	Professional engineering services	2	391,417.36
	Pakistan	Strengths Innovations	Reproduction services	2	81,695.58
	Pakistan	STRONG FORCE PRIVATE LIMITED	Professional engineering services	1	36,156.86
	Pakistan	TOURISM PROMOTION SERVICES PAKISTAN LTD	Real estate services	4	1,162,622.46
	Pakistan	WACKENHUT PAKISTAN (PVT)LTD	Security and personal safety	1	31,255.73
	Pakistan	WFP PAKISTAN IMPREST ACCOUNT	Real estate services	2	210,480.00
	Panama	ALFA OMEGA IMPRESORES	Reproduction services	1	37,400.00
	Panama	CSA GROUP PANAMA INC.	Professional engineering services	1	31,710.64
	Panama	DBM PANAMA S A	Business administration services	1	30,500.00
	Panama	DELOITTE, INC.	Accounting and bookkeeping services	1	128,104.00
	Panama	Name withheld for security reasons*	Business administration services	1	58,850.00
	Panama	HOTELERA EL PANAMA, S.A.	Restaurants and catering	1	48,782.50
	Panama	INDICASAT AIP	Disease prevention and control	1	41,490.00
	Panama	IPSOS TMG PANAMA, S.A.	Community and social services	1	50,400.00
	Panama	Name withheld for security reasons*	Business administration services	1	36,000.00
	Panama	MOVING TECHNOLOGY, SA	Information services	1	497,000.00
	Panama	Name withheld for security reasons*	Business administration services	1	42,000.00
	Panama	PROYECTOS, EJECUCION Y CONTROL DE OBRAS,	Building and facility maintenance and repair services	1	70,010.12
	Panama	Name withheld for security reasons*	Business administration services	1	30,000.00
	Panama	SEGURIDAD PERMANENTE Y PROTECCION, S.A.	Security and personal safety	1	79,568.82
	Panama	Name withheld for security reasons*	Business administration services	1	75,000.00
	Panama	SMART BUSINESS, INC., S.A	Reproduction services	1	43,078.20
	Panama	SMITHSONIAN TROPICAL RESEARCH INSTITUTE	Disease prevention and control	1	74,400.00
	Panama	SUPTEC, S.A.	Building and facility maintenance and repair services	1	30,070.00
	Panama	Name withheld for security reasons*	Business administration services	1	41,517.24
	Panama	Name withheld for security reasons*	Business administration services	1	42,000.00
	Panama	TECNICA CARVALLO, S.A.	Environmental management	1	40,000.00
	Panama	THE LOUIS BERGER GROUP INC.	Water resources development and oversight	1	138,597.07
	Papua New Guinea	ALOATIVE COMMUNITY PROJECT	Travel facilitation	1	68,927.54
	Papua New Guinea	Name withheld for security reasons*	Business administration services	1	39,600.00
	Papua New Guinea	Name withheld for security reasons*	Business administration services	1	63,138.00
	Papua New Guinea	G4S SECURE SOLUTIONS PNG LTD	Security and personal safety	3	496,295.20
	Papua New Guinea	NASFUND PROPERTIES	Real estate services	3	582,763.07
	Paraguay	Name withheld for security reasons*	Business administration services	1	33,000.00
	Paraguay	BRITAM SA	Building and facility maintenance and repair services	1	35,630.50
	Paraguay	CONDOMINIO EDIFICIO FINANSUD	Real estate services	2	85,772.50
	Paraguay	Name withheld for security reasons*	Business administration services	1	51,975.00
	Paraguay	Name withheld for security reasons*	Business administration services	1	48,749.94
	Peru	AC PUBLICA S.A.C.	Community and social services	3	189,716.41
	Peru	Name withheld for security reasons*	Business administration services	1	30,326.00
	Peru	Name withheld for security reasons*	Business administration services	1	35,000.00
	Peru	Name withheld for security reasons*	Business administration services	1	37,776.06
	Peru	INSTITUTO PERUANO DE CATASTRO S.A.	Community and social services	1	36,764.70
	Peru	Name withheld for security reasons*	Business administration services	1	39,728.67
	Peru	Name withheld for security reasons*	Business administration services	1	31,262.24
	Peru	Name withheld for security reasons*	Business administration services	1	40,640.90
	Peru	Name withheld for security reasons*	Business administration services	1	41,176.44
	Peru	Name withheld for security reasons*	Business administration services	1	31,900.00
	Peru	Name withheld for security reasons*	Business administration services	1	43,845.26
	Peru	Name withheld for security reasons*	Business administration services	1	33,358.60
	Philippines	ACIW, INC	Community and social services	1	79,881.70
	Philippines	ALGEMCO	Community and social services	1	82,796.60
	Philippines	GTEK ENTERPRISE	Manufacturing support services	1	58,210.79
	Philippines	JENROCK CONSTRUCTION & HAULING SERVICES	Passenger transport	1	50,267.38
	Philippines	Name withheld for security reasons*	Community and social services	1	69,621.57
	Philippines	Name withheld for security reasons*	Business administration services	1	33,486.00
	Philippines	Name withheld for security reasons*	Business administration services	2	82,356.61
	Philippines	Name withheld for security reasons*	Business administration services	1	35,909.00
	Philippines	PALEENO AP, INC.	Computer services	2	154,909.11
	Philippines	RCBC REALTY CORPORATION	Real estate services	12	948,729.71
	Philippines	Name withheld for security reasons*	Business administration services	1	63,000.00
	Philippines	Name withheld for security reasons*	Community and social services	1	41,327.53
	Philippines	Name withheld for security reasons*	Business administration services	1	33,486.00
	Poland	Name withheld for security reasons*	Business administration services	1	55,410.69
	Poland	Name withheld for security reasons*	Business administration services	1	55,410.69
	Poland	Name withheld for security reasons*	Business administration services	1	108,279.43
	Poland	Name withheld for security reasons*	Real estate services	1	40,341.82
	Poland	Name withheld for security reasons*	Business administration services	1	44,000.00
	Poland	Name withheld for security reasons*	Business administration services	1	73,663.62
	Poland	Name withheld for security reasons*	Business administration services	1	141,989.39
	Poland	Name withheld for security reasons*	Business administration services	1	144,155.10
	Poland	Name withheld for security reasons*	Real estate services	1	47,627.97
	Poland	Name withheld for security reasons*	Business administration services	1	55,410.69

\* For security and privacy reasons, the name of the contractor is not displayed when it includes the name of an individual.

2013 | Major contracts for services and works by UN organization

AGENCY	Location of Supplier	Name of Contractor	Description of Services	# Contracts	Total Value of Contracts (USD)
UNDP continued	Portugal	Name withheld for security reasons*	Business administration services	2	103,181.80
	Portugal	MUNICIPIA, S.A.	Environmental management	1	54,552.11
	Portugal	PARQUE EXPO 98, S.A.	Pollution tracking and monitoring and rehabilitation	1	41,450.00
	Portugal	Name withheld for security reasons*	Business administration services	1	48,600.00
	Portugal	Name withheld for security reasons*	Business administration services	2	107,800.00
	Qatar	Name withheld for security reasons*	Business administration services	1	32,958.00
	Republic of Korea	Name withheld for security reasons*	Business administration services	1	38,500.00
	Republic of Korea	HOTEL LOTTE	Travel facilitation	1	49,222.32
	Republic of Moldova	(R) AXA MANAGEMENT CONSULTING SRL	Management advisory services	1	69,950.00
	Republic of Moldova	(R) AXA MANAGEMENT CONSULTING SRL	Vocational training	1	34,246.08
	Republic of Moldova	(R) BCI BUSINESS CONSULTING INSTITUTE	Community and social services	1	42,750.00
	Republic of Moldova	(R) CAMERA DE COMERT SI INDUSTRIE	Management advisory services	1	35,439.00
	Republic of Moldova	(R) CAMERA DE COMERT SI INDUSTRIE	Trade policy and services	1	283,377.60
	Republic of Moldova	(R) CI AGROSTOC	Livestock services	1	48,399.58
	Republic of Moldova	(R) COMPANIA ELECTRICA SA	Professional engineering services	1	257,023.41
	Republic of Moldova	(R) CONSOCIVIL SA FILIALA 13	Professional engineering services	4	784,690.39
	Republic of Moldova	(R) DAAC HERMES SA	Transportation repair or maintenance services	1	35,037.72
	Republic of Moldova	(R) ELPO SRL	Professional engineering services	1	331,700.00
	Republic of Moldova	(R) GROVEN GRUP SRL	Professional engineering services	1	162,916.90
	Republic of Moldova	(R) IDIS VIITORUL	Community and social services	1	36,175.00
	Republic of Moldova	(R) IDIS VIITORUL	Vocational training	1	48,178.00
	Republic of Moldova	(R) IGC CONSTRUCT SRL	Professional engineering services	2	108,162.88
	Republic of Moldova	(R) IM BADPRIM SRL	Professional engineering services	1	128,135.90
	Republic of Moldova	(R) INSTITUTUL DE DEZVOLTARE URBANA	Community and social services	1	34,285.00
	Republic of Moldova	(R) INSTITUTUL DE DEZVOLTARE URBANA	Vocational training	1	45,912.00
	Republic of Moldova	(R) INSTITUTUL DE FORMARE CONTINUA	Vocational training	1	32,700.00
	Republic of Moldova	(R) IZODROMGAZ SRL	Professional engineering services	3	677,490.00
	Republic of Moldova	(R) LAIOLA SRL	Professional engineering services	2	544,936.98
	Republic of Moldova	(R) OOO LAVSAR	Professional engineering services	1	99,459.42
	Republic of Moldova	(R) POLIMER GAZ CONDUCTE SRL	Professional engineering services	1	115,250.00
	Republic of Moldova	(R) PRIMARIA PUHACENI	Professional engineering services	1	41,242.67
	Republic of Moldova	(R) QUO VADIS SRL	Alternative educational systems	1	40,418.88
	Republic of Moldova	(R) SA DARNIC GAZ	Professional engineering services	2	546,040.00
	Republic of Moldova	(R) SARCO SERVICE SRL	Building and facility maintenance and repair services	1	56,228.93
	Republic of Moldova	(R) SARCO SERVICE SRL	Professional engineering services	1	293,462.00
	Republic of Moldova	(R) TECHNO TEST SRL	Professional engineering services	2	447,327.00
	Republic of Moldova	(R) TRANSNISTRIAN CHAMBER OF COMMERCE	Management advisory services	1	162,207.00
	Republic of Moldova	(R) TRANSNISTRIAN CHAMBER OF COMMERCE	Vocational training	1	151,831.00
	Republic of Moldova	(R) VALENTINA MUNTEAN II	Professional engineering services	1	32,476.12
	Republic of Moldova	Name withheld for security reasons*	Business administration services	1	39,380.00
	Republic of Moldova	Name withheld for security reasons*	Business administration services	1	37,313.43
	Republic of Moldova	Name withheld for security reasons*	Business administration services	1	43,336.00
	Republic of Moldova	Name withheld for security reasons*	Business administration services	1	160,265.25
	Romania	ADD MEDIA COMMUNICATION	Advertising	2	93,473.70
	Romania	ADD MEDIA COMMUNICATION	Graphic design	1	47,897.84
	Romania	Name withheld for security reasons*	Business administration services	1	107,529.11
	Romania	ARROW CONSULTING SRL	Telecommunications media services	1	88,195.97
	Romania	Name withheld for security reasons*	Business administration services	1	70,518.00
	Romania	Name withheld for security reasons*	Business administration services	1	97,360.93
	Romania	Name withheld for security reasons*	Business administration services	1	55,410.69
	Romania	FIDEXPERT AUDIT SRL	Accounting and bookkeeping services	1	30,023.00
	Romania	Name withheld for security reasons*	Business administration services	1	156,830.24
	Romania	NEXT ADVERTISING SRL	Telecommunications media services	1	64,924.35
	Romania	PROPARK ARII PROTEJATE SRL	Environmental management	1	31,997.00
	Russian Federation	"VNISI "OOO	Environmental management	1	98,000.00
	Russian Federation	Name withheld for security reasons*	Business administration services	1	60,000.00
	Russian Federation	Name withheld for security reasons*	Business administration services	1	48,750.00
	Russian Federation	Name withheld for security reasons*	Educational institutions	1	34,155.88
	Russian Federation	Name withheld for security reasons*	Educational institutions	1	60,000.00
	Russian Federation	Name withheld for security reasons*	Business administration services	1	55,050.00
	Russian Federation	THE CENTER FOR ENERGY EFFICIENCY	Economics	1	57,320.00
	Rwanda	ECENER	Business administration services	1	73,753.98
	Rwanda	Name withheld for security reasons*	Business administration services	1	30,800.00
	Rwanda	KIGALI SERENA HOTEL	Hotels and lodging and meeting facilities	1	51,120.67
	Rwanda	NATIONAL UNIVERSITY OF RWANDA	Business administration services	1	68,193.00
	Rwanda	PRICEWATERHOUSECOOPERS	Business administration services	1	48,934.60
	Rwanda	PRICEWATERHOUSECOOPERS RWANDA LTD	Accounting and bookkeeping services	1	49,960.00
	Rwanda	Synergy International Systems, Inc	Business administration services	1	35,631.00
	Rwanda	Name withheld for security reasons*	Business administration services	2	82,500.00
	Saint Lucia	Name withheld for security reasons*	Business administration services	1	32,400.00
	Samoa	Name withheld for security reasons*	Business administration services	1	35,000.00
	Samoa	KVA Consult Ltd	Business administration services	1	47,250.00
	Sao Tome and Principe	ELECTROFRIO	Manufacturing support services	1	34,963.99
	Sao Tome and Principe	HOTEL PRAIA	Travel facilitation	1	38,179.55
	Sao Tome and Principe	INSTITUTO NACIONAL DE ESTATISTICA-INE	Reproduction services	1	104,829.70
	Sao Tome and Principe	MAJOR CONSTRUÇÕES, LDA	Professional engineering services	1	91,872.00
	Sao Tome and Principe	MODELO, BRINDES PUBLICITARIOS, LDA	Reproduction services	1	56,523.30
	Saudi Arabia	almajal G4S Security Services	Security and personal safety	2	76,693.32
	Senegal	Name withheld for security reasons*	Business administration services	2	94,365.00
	Senegal	AFRICA GOVERNANCE INSTITUTE	Business administration services	1	39,913.78
	Senegal	CABINET EMAP. ( ET. ET MANAG. DE PROJETS	Business administration services	1	70,948.47
	Senegal	Name withheld for security reasons*	Community and social services	1	253,094.69
	Senegal	Name withheld for security reasons*	Business administration services	1	36,000.00
	Senegal	KING FAHD PALACE HOTEL	Hotels and lodging and meeting facilities	1	36,860.62
	Senegal	MALICK SY	Writing and translations	1	35,101.76
	Senegal	Name withheld for security reasons*	Business administration services	1	44,550.00
	Senegal	SCI - WOLLE S.A.	Real estate services	2	225,528.11
	Senegal	Name withheld for security reasons*	Business administration services	1	49,011.08
	Senegal	Name withheld for security reasons*	Business administration services	1	32,855.00
	Serbia	Name withheld for security reasons*	Business administration services	1	75,500.00
	Serbia	Name withheld for security reasons*	Business administration services	1	41,600.00
	Serbia	Name withheld for security reasons*	Business administration services	1	44,586.00
	Serbia	Name withheld for security reasons*	Business administration services	1	44,500.00
	Serbia	Name withheld for security reasons*	Business administration services	1	32,720.00
	Serbia	Name withheld for security reasons*	Business administration services	1	86,000.00
	Serbia	Name withheld for security reasons*	Business administration services	1	49,999.00
	Serbia	Name withheld for security reasons*	Business administration services	1	34,700.00
	Serbia	Rico Training Centre	Vocational training	1	58,118.00
	Serbia	SeCons grupa za razvojnu inicijativu	Business administration services	1	39,950.00
	Serbia	TARA International Consulting d.o.o	Business administration services	1	42,160.00
	Serbia	V+O Communications LTD d.o.o	Business administration services	1	43,886.24
	Sierra Leone	ALP-SYNDEH BUSINESS SERVICES	Reproduction services	2	79,651.16
	Sierra Leone	AYANI BV LIMITED	Vocational training	1	34,193.00
	Sierra Leone	COMTECH SOLUTIONS	Business administration services	2	79,825.59
	Sierra Leone	fatbie enterprise	Building and facility maintenance and repair services	1	70,000.00
	Sierra Leone	GovConnection, Inc.	Computer services	1	33,130.00
	Sierra Leone	Name withheld for security reasons*	Real estate services	2	280,000.00
	Sierra Leone	NEXTGEN SOLUTIONS	Business administration services	1	48,009.30
	Sierra Leone	NEXTGEN SOLUTIONS	Educational facilities	1	43,372.10
	Sierra Leone	PKF CHARTERED ACCOUNTANTS	Human resources services	1	45,000.00
	Sierra Leone	WORLD FOOD PROGRAMME OFFICE	Transportation repair or maintenance services	2	137,245.67
	Singapore	Cognitive Edge Private Ltd, Singapore	Statistics	1	130,000.00
	Singapore	Cognitive Edge Pte Ltd	Statistics	1	43,535.20
	Singapore	DEVELOPMENT RESULTS PTE LTD	Business administration services	1	43,173.00
	Singapore	Name withheld for security reasons*	Business administration services	1	31,872.52

\* For security and privacy reasons, the name of the contractor is not displayed when it includes the name of an individual.

AGENCY	Location of Supplier	Name of Contractor	Description of Services	# Contracts	Total Value of Contracts (USD)
UNDP continued					
	Slovakia	Name withheld for security reasons*	Business administration services	1	60,000.00
	Slovakia	Consulting Associates, s.r.o.	Business administration services	1	41,179.44
	Slovakia	D&D Consulting s.r.o.	Development finance	1	30,545.45
	Slovakia	Deloitte Audit, s.r.o.	Accounting and bookkeeping services	1	100,122.00
	Slovakia	Name withheld for security reasons*	Business administration services	1	48,480.00
	Slovakia	M.E.S.A. 10, o.z.	Public administration and finance services	2	112,187.25
	Slovakia	Name withheld for security reasons*	Business administration services	1	31,397.18
	Slovenia	Name withheld for security reasons*	Business administration services	1	50,100.00
	Slovenia	Name withheld for security reasons*	Business administration services	1	31,928.48
	Slovenia	Name withheld for security reasons*	Business administration services	2	138,226.64
	Slovenia	Name withheld for security reasons*	Vocational training	1	34,892.50
	Solomon Islands	Name withheld for security reasons*	Business administration services	1	33,600.00
	Solomon Islands	CITY CENTRE LTD	Real estate services	1	37,412.69
	Solomon Islands	KASTOM GADEN ASSOCIATION	Vocational training	1	110,715.82
	Solomon Islands	Name withheld for security reasons*	Business administration services	2	106,250.00
	Solomon Islands	Name withheld for security reasons*	Business administration services	1	32,200.00
	Solomon Islands	Name withheld for security reasons*	Business administration services	2	75,599.39
	Somalia	Name withheld for security reasons*	Real estate services	1	63,850.50
	Somalia	AFRICAN RESEARCH INITIATIVE FOR SOMALIA	Community and social services	1	34,500.00
	Somalia	Name withheld for security reasons*	Real estate services	1	48,840.00
	Somalia	CAMCO ADVISORY SERVICES KENYA	Professional engineering services	1	39,638.00
	Somalia	DEOGAN GENERAL TRADING & CONTRACTING CO	Professional engineering services	2	141,730.85
	Somalia	HODAN CONSTRUCTION COMPANY	Nonresidential building construction services	1	63,476.99
	Somalia	IFKA BAY CONSTRUCTION AND TRADING COMPAN	Building and facility maintenance and repair services	1	102,021.67
	Somalia	INTERMEDIA DEVELOPMENT CONSULTANTS LTD	Community and social services	1	162,964.00
	Somalia	Name withheld for security reasons*	Real estate services	1	199,599.75
	Somalia	Name withheld for security reasons*	Real estate services	1	48,840.00
	Somalia	NEC	Utilities	4	247,586.85
	Somalia	Name withheld for security reasons*	Real estate services	3	402,930.00
	Somalia	Name withheld for security reasons*	Security and personal safety	2	489,105.98
	Somalia	PHYSICAL RISK SOLUTIONS	Security and personal safety	4	695,455.39
	Somalia	Professional BLG Co.	Medical practice	1	113,559.42
	Somalia	Professional BLG Co.	Nonresidential building construction services	1	38,946.77
	Somalia	Name withheld for security reasons*	Real estate services	1	36,630.00
	Somalia	WAYA ARAG CONSTRUCTION COMPANY	Professional engineering services	1	30,482.69
	South Africa	Africa Analysis	Business administration services	1	31,400.00
	South Africa	ATCOR (PTY) LTD.	Business administration services	1	64,892.93
	South Africa	BAYER (Pty) Limited	Manufacturing support services	2	1,032,031.06
	South Africa	BIDDULPHS INTERNATIONAL	Mail and cargo transport	1	46,954.71
	South Africa	Name withheld for security reasons*	Security and personal safety	2	117,951.24
	South Africa	C4 Eco Solutions cc	Business administration services	1	41,480.00
	South Africa	C4 EcoSolutions cc	Business administration services	1	50,000.00
	South Africa	Name withheld for security reasons*	Business administration services	1	79,000.00
	South Africa	Name withheld for security reasons*	Business administration services	1	35,000.00
	South Africa	Name withheld for security reasons*	Business administration services	1	59,136.00
	South Africa	Deloitte & Touche	Accounting and bookkeeping services	1	87,530.00
	South Africa	DENEL LAND SYSTEMS INCORPORATING MECHEM	Building and facility maintenance and repair services	3	290,079.78
	South Africa	DENEL LAND SYSTEMS INCORPORATING MECHEM	Nonresidential building construction services	1	80,206.62
	South Africa	DENEL LAND SYSTEMS INCORPORATING MECHEM	Professional engineering services	1	37,772.42
	South Africa	DENEL LAND SYSTEMS INCORPORATING MECHEM	Real estate services	2	1,117,839.84
	South Africa	DENELSOCLTD	Real estate services	2	322,629.99
	South Africa	DHL INTERNATIONAL (PTY)	Mail and cargo transport	1	37,776.92
	South Africa	ERNST & YOUNG INCOPERATED	Business administration services	1	42,681.01
	South Africa	Face Technologies (Pty) Ltd	Computer services	1	35,644.02
	South Africa	FATHI SEL ET POIVRE	Restaurants and catering	1	41,650.78
	South Africa	Global Communications	Telecommunications media services	1	772,661.92
	South Africa	Name withheld for security reasons*	Business administration services	1	169,932.00
	South Africa	HEALTH & DEVELOPMENT AFRICA	Comprehensive health services	1	34,083.00
	South Africa	HEALTH & DEVELOPMENT AFRICA	Humanitarian aid and relief	1	32,546.00
	South Africa	INSTITUTE OF NATURAL RESOURCES NPC	Vocational training	3	139,186.16
	South Africa	Name withheld for security reasons*	Business administration services	1	39,200.00
	South Africa	Name withheld for security reasons*	Business administration services	1	45,606.00
	South Africa	Name withheld for security reasons*	Business administration services	1	45,810.00
	South Africa	Kadimah Trading Corp T/A Kadimah Educati	Reproduction services	1	230,243.97
	South Africa	KULIMA INTEGRATED DEVELOPMENT SOLUTIONS	Business administration services	1	43,000.00
	South Africa	LITHOTECH EXPORTS	Material packing and handling	2	1,186,898.39
	South Africa	Name withheld for security reasons*	Business administration services	1	32,272.00
	South Africa	Name withheld for security reasons*	Business administration services	1	39,200.00
	South Africa	Name withheld for security reasons*	Business administration services	1	114,140.00
	South Africa	Name withheld for security reasons*	Business administration services	1	38,500.00
	South Africa	Name withheld for security reasons*	Business administration services	1	32,900.00
	South Africa	NEW FACES NEW VOICES	Business administration services	1	50,000.00
	South Africa	ONE WORLD SUSTAINABLE	Environmental management	1	150,706.00
	South Africa	Name withheld for security reasons*	Business administration services	1	39,000.00
	South Africa	PricewaterhouseCoopers Incorporated	Accounting and bookkeeping services	2	69,879.09
	South Africa	REN-FORM CC	Material packing and handling	1	313,000.00
	South Africa	RMB PROPERTIES	Real estate services	6	549,187.74
	South Africa	SAINT GEROGE HOTEL CC	Travel facilitation	1	50,961.51
	South Africa	STALLION SECURITY	Security and personal safety	1	44,716.61
	South Africa	The Power consortium PTY Ltd.	Business administration services	1	82,665.00
	South Africa	Name withheld for security reasons*	Business administration services	2	69,000.00
	South Sudan	AFGAD CONSTRUCTION PVT. LTD. CO.	Professional engineering services	1	84,552.38
	South Sudan	AFRICAN WATER LTD.	Utilities	1	206,525.00
	South Sudan	AMEN INVESTMENT GROUP LIMITED	Professional engineering services	1	172,905.81
	South Sudan	AWEL GRAND HOTEL	Restaurants and catering	1	101,434.34
	South Sudan	GAMO ENGINEERING CO LTD	Professional engineering services	2	126,550.00
	South Sudan	GREEN VILLAGE HOTEL	Restaurants and catering	1	88,504.92
	South Sudan	GROUP ENGINEERING SERVICES AND CONSTRUCT	Professional engineering services	1	190,782.84
	South Sudan	JUBA REGENCY HOTEL	Hotels and lodging and meeting facilities	1	84,932.47
	South Sudan	Name withheld for security reasons*	Business administration services	1	50,206.90
	South Sudan	Nile Holdings (SS) Ltd	Mail and cargo transport	3	166,754.10
	South Sudan	OCEAN CONSTRUCTION CO. LTD	Nonresidential building construction services	1	131,981.70
	South Sudan	WHITE NILE HOTEL & RESTUARANT LTD	Restaurants and catering	1	78,535.36
	South Sudan	ZEREGABER GENERAL TRADING LTD	Building and facility maintenance and repair services	1	43,413.11
	Spain	Name withheld for security reasons*	Manufacturing support services	1	78,035.99
	Spain	CENTRO DE ALIANZAS PARA EL DESARROLLO	International relations	1	44,500.00
	Spain	COMUNICACION MULTILINGUE_SL	Writing and translations	1	32,294.00
	Spain	Name withheld for security reasons*	Business administration services	1	63,278.00
	Spain	FACTOR CO2	Pollution tracking and monitoring and rehabilitation	1	54,410.00
	Spain	FACTOR CO2 INTEGRAL SERVICES, S.L.	Environmental management	1	106,890.00
	Spain	Name withheld for security reasons*	Business administration services	1	94,600.00
	Spain	Name withheld for security reasons*	Business administration services	1	32,157.60
	Spain	Name withheld for security reasons*	Business administration services	2	88,282.00
	Spain	IDOM INGENIERIA Y CONSULTORIA S.A	Information services	1	932,858.20
	Spain	IDOM INGENIERIA Y CONSULTORIA S.A.	Business administration services	1	492,800.00
	Spain	Name withheld for security reasons*	Business administration services	1	96,100.00
	Spain	Name withheld for security reasons*	Business administration services	1	39,412.00
	Spain	KANAKI FILMS, SL	Information services	1	153,000.00
	Spain	SUMINISTROS CONTINUOS SL	Telecommunications media services	1	57,117.42
	Spain	SURGE ESTUDIOS HIDRAULICOS E HIDROLOGICO	Environmental management	1	57,300.00
	Spain	Name withheld for security reasons*	Business administration services	1	36,599.00
	Spain	TECNOMAT CARIBE, S.L.	Manufacturing support services	1	107,004.47
	Spain	TOYOTA GIBRALTAR STOCKHOLDINGS LTD	Mail and cargo transport	1	78,645.14
	Sri Lanka	Name withheld for security reasons*	Business administration services	2	85,624.00
	Sri Lanka	CEFE NET SRI LANKA	Vocational training	1	39,407.31

\* For security and privacy reasons, the name of the contractor is not displayed when it includes the name of an individual.

2013 | Major contracts for services and works by UN organization

AGENCY	Location of Supplier	Name of Contractor	Description of Services	# Contracts	Total Value of Contracts (USD)
UNDP continued					
	Sri Lanka	Name withheld for security reasons*	Business administration services	1	74,335.60
	Sri Lanka	HEALTH POLICY RESEARCH ASSOCIATES	Business administration services	1	63,000.00
	Sri Lanka	MANAGEMENT FOR DEVELOPMENT FOUNDATION	Business administration services	1	64,948.00
	Sri Lanka	Name withheld for security reasons*	Business administration services	1	64,948.00
	Sri Lanka	Name withheld for security reasons*	Business administration services	2	60,953.84
	Sri Lanka	Name withheld for security reasons*	Business administration services	1	47,450.00
	Palestine (State of)	3K SOLAR TRADING & CONTRACTING COMPANY	Professional engineering services	1	37,346.00
	Palestine (State of)	A'ALI AL QEMAM FOR GENER. TRAD. & CONTR	Professional engineering services	1	114,130.00
	Palestine (State of)	Name withheld for security reasons*	Professional engineering services	3	1,777,055.50
	Palestine (State of)	Name withheld for security reasons*	Business administration services	1	65,837.00
	Palestine (State of)	Name withheld for security reasons*	Business administration services	1	35,638.90
	Palestine (State of)	Name withheld for security reasons*	Professional engineering services	1	185,000.00
	Palestine (State of)	Name withheld for security reasons*	Professional engineering services	2	1,514,279.36
	Palestine (State of)	Name withheld for security reasons*	Professional engineering services	3	832,471.40
	Palestine (State of)	Name withheld for security reasons*	Professional engineering services	1	47,129.13
	Palestine (State of)	Name withheld for security reasons*	Professional engineering services	1	59,031.12
	Palestine (State of)	Name withheld for security reasons*	Professional engineering services	2	3,960,715.69
	Palestine (State of)	Name withheld for security reasons*	Professional engineering services	1	85,400.00
	Palestine (State of)	Name withheld for security reasons*	Professional engineering services	2	405,185.55
	Palestine (State of)	Name withheld for security reasons*	Business administration services	1	54,994.41
	Palestine (State of)	AZ INTERNATIONAL CO.	Professional engineering services	1	1,000,000.00
	Palestine (State of)	BCI	Telecommunications media services	1	84,200.00
	Palestine (State of)	BIRZEIT UNIVERSITY - INSTITUTE OF LAW	Public administration and finance services	1	51,832.50
	Palestine (State of)	COMMITTEE FOR PROMOTION OF TOURISM / MOS	Vocational training	1	38,598.32
	Palestine (State of)	CONSTRUCTION INDUSTRIES COMPANY	Professional engineering services	1	65,804.27
	Palestine (State of)	Name withheld for security reasons*	Professional engineering services	2	309,335.40
	Palestine (State of)	Name withheld for security reasons*	Professional engineering services	1	91,222.00
	Palestine (State of)	Name withheld for security reasons*	Professional engineering services	1	691,370.00
	Palestine (State of)	Name withheld for security reasons*	Business administration services	1	63,000.00
	Palestine (State of)	FIRST TRADING AND CONTRACTING CO.	Professional engineering services	3	575,736.21
	Palestine (State of)	GAZA COMMUNITY MENTAL HEALTH PROGRAMME	Disease prevention and control	1	40,516.00
	Palestine (State of)	GAZA CONSTRUCTION SERVICES LTD	Professional engineering services	2	275,000.00
	Palestine (State of)	HANDALA COMPANY FOR ENGINEERING CONTRACT	Utilities	3	509,101.70
	Palestine (State of)	Name withheld for security reasons*	Professional engineering services	3	2,299,478.00
	Palestine (State of)	HORIZON FOR SUSTAINABLE DEVELOPMENT	Business administration services	1	42,320.00
	Palestine (State of)	Name withheld for security reasons*	Business administration services	1	43,626.00
	Palestine (State of)	Name withheld for security reasons*	Real estate services	2	214,500.00
	Palestine (State of)	ITTHAIMER CO. LTD.	Professional engineering services	2	402,324.00
	Palestine (State of)	Name withheld for security reasons*	Professional engineering services	1	58,316.24
	Palestine (State of)	KHWAITER CO.FOR TRADE,INDUSTRY & GEN.CON	Professional engineering services	2	460,000.00
	Palestine (State of)	KIAN CO. FOR GENERAL TRADE	Professional engineering services	2	312,747.61
	Palestine (State of)	Name withheld for security reasons*	Professional engineering services	1	379,000.00
	Palestine (State of)	Name withheld for security reasons*	Business administration services	1	56,800.00
	Palestine (State of)	Name withheld for security reasons*	Real estate services	2	60,000.00
	Palestine (State of)	NATIONAL INSURANCE CO. LTD	Insurance and retirement services	2	79,967.50
	Palestine (State of)	NEW EAST SUPPLIES CO.	Utilities	5	626,269.56
	Palestine (State of)	Name withheld for security reasons*	Business administration services	1	30,495.00
	Palestine (State of)	Name withheld for security reasons*	Real estate services	1	30,000.00
	Palestine (State of)	Name withheld for security reasons*	Professional engineering services	1	4,978,630.00
	Palestine (State of)	SATARCO CO. FOR INDUSTRIAL TRADING	Building and facility maintenance and repair services	1	38,930.68
	Palestine (State of)	SATCO	Utilities	4	643,649.68
	Palestine (State of)	SHAWWA CONTRACTING COMPANY	Professional engineering services	2	1,061,585.77
	Palestine (State of)	Name withheld for security reasons*	Real estate services	1	176,628.00
	Palestine (State of)	Name withheld for security reasons*	Accounting and bookkeeping services	1	195,256.00
	Palestine (State of)	THREE BROTHERS CO. FOR GENER. CONTRACTIN	Professional engineering services	1	657,180.00
	Palestine (State of)	Name withheld for security reasons*	Business administration services	1	48,000.00
	Palestine (State of)	ZEIN CONTRACTING	Nonresidential building construction services	1	99,216.00
	Sudan	ABRAR ORG. FOR CARE OF WAR DISABLED&	Community and social services	1	149,804.35
	Sudan	ACORD FOR ENGINEERING CO.LTD	Building and facility maintenance and repair services	1	100,240.58
	Sudan	ACTION ENGINEERING	Building and facility maintenance and repair services	1	127,142.12
	Sudan	Name withheld for security reasons*	Advertising	1	37,063.18
	Sudan	Name withheld for security reasons*	Business administration services	1	31,702.90
	Sudan	ASWAR FOR MULTI ACTIVITIES CO. LTD.	Security and personal safety	1	86,986.95
	Sudan	AZIMUTH TECH. CO. LTD.	Business administration services	1	58,478.80
	Sudan	BADYA CENTRE FOR INTEGRATED DEVELOPMENT	Community and social services	1	150,000.00
	Sudan	BAMUNSIF FOR ENGINEERING SERVICES	Heavy construction services	1	93,407.17
	Sudan	CENTRAL MEDICAL SUPPLIES PUBLIC COR.KHT	Manufacturing technologies	1	155,825.54
	Sudan	CHARITY ORG FOR REHABILITATION & DEVELOPM	Management advisory services	1	95,309.78
	Sudan	DEBEGA ENGINEERING	Building and facility maintenance and repair services	1	32,673.92
	Sudan	Development Initiative Group	Human resources services	1	160,180.00
	Sudan	Name withheld for security reasons*	Real estate services	1	72,000.00
	Sudan	Elnasaien Recreational Group	Community and social services	1	84,329.71
	Sudan	EPAC	Building and facility maintenance and repair services	3	249,984.75
	Sudan	Friends of Peace and Development Organiz	Community and social services	1	85,045.29
	Sudan	GARDENS WORLD FOR AGRICULTURE AND	Building and facility maintenance and repair services	1	39,976.99
	Sudan	HUMAN SECURITY INITIATIVE ORG. MAMAN	Management advisory services	1	145,523.55
	Sudan	Name withheld for security reasons*	Professional engineering services	1	62,922.15
	Sudan	International Peace & Development (IPDO)	Management advisory services	2	394,819.40
	Sudan	JODAK FOR TRADING & INVESTMENT CO LTD	Mail and cargo transport	1	36,500.00
	Sudan	LEE Contracting	Building and facility maintenance and repair services	1	169,687.85
	Sudan	MANAZIL TRADING & INVESTMENT CO. LTD	Building and facility maintenance and repair services	1	79,950.20
	Sudan	MICRO INSURANCE AGENCY (UK) LIMITED	Environmental management	1	35,000.00
	Sudan	Name withheld for security reasons*	Real estate services	1	32,608.70
	Sudan	Name withheld for security reasons*	Real estate services	1	105,000.00
	Sudan	NATIONAL TECHNOLOGY ENGINEERING	Building and facility maintenance and repair services	1	50,001.73
	Sudan	NATIONAL COMPANY FOR MANUFACTURING	Professional engineering services	3	195,760.96
	Sudan	NORTH SOUTH CONSULTANTS EXCHANGE	Public administration and finance services	1	109,612.00
	Sudan	POLICY ASEMT CONSULTANCY & TRAINING CEN	Vocational training	1	53,402.76
	Sudan	REPRO COMPANY LTD.	Reproduction services	1	31,884.06
	Sudan	SUDAN DEVELOPMENT ASSOCIATION	Management advisory services	1	146,739.13
	Sudan	SUDAN OPEN LEARNING ORGANIZARTION (SOLO)	Community and social services	2	188,394.41
	Sudan	SUDATEL CO. LTD	Computer services	3	150,706.47
	Sudan	TECHNOCARB TRADING&ENGINEERING ENTERPRIS	Professional engineering services	1	139,616.06
	Sudan	TOUG TRADING & ENGINEERING CO. LTD.	Heavy construction services	1	74,838.87
	Sudan	TRLEILI FOR ENGINEERING&CONTRACTING	Professional engineering services	1	89,898.56
	Sudan	UAP INSURANCE	Insurance and retirement services	2	392,123.50
	Sudan	VET-CARE ORGANIZATION	Management advisory services	1	149,669.40
	Sudan	YASSIN ENGINEERING CO. LTD	Heavy construction services	1	64,033.18
	Swaziland	BUILD IT	Building and facility maintenance and repair services	1	41,576.64
	Swaziland	COGINTA	Business administration services	1	60,800.00
	Swaziland	Name withheld for security reasons*	Business administration services	1	34,241.62
	Swaziland	Name withheld for security reasons*	Business administration services	1	31,500.00
	Swaziland	RAM Projects	Real estate services	2	120,663.46
	Swaziland	Name withheld for security reasons*	Business administration services	1	34,241.62
	Sweden	Name withheld for security reasons*	Business administration services	1	35,360.00
	Sweden	Name withheld for security reasons*	Business administration services	1	38,537.00
	Sweden	Name withheld for security reasons*	Business administration services	1	55,410.69
	Switzerland	Name withheld for security reasons*	Business administration services	1	38,080.00
	Switzerland	CGI Immobilier	Real estate services	1	129,067.04
	Switzerland	Name withheld for security reasons*	Business administration services	1	70,000.00
	Switzerland	Name withheld for security reasons*	Business administration services	1	31,425.00
	Switzerland	DIPLOFOUNDATION	Business administration services	1	52,408.63
	Switzerland	FIPOL-FONDATION DES IMMEUBLES	Real estate services	3	394,227.66
	Switzerland	FLEET FORUM	Transport services	1	82,638.00
	Switzerland	GEOWATT AG	Business administration services	1	64,097.40

\* For security and privacy reasons, the name of the contractor is not displayed when it includes the name of an individual.



AGENCY	Location of Supplier	Name of Contractor	Description of Services	# Contracts	Total Value of Contracts (USD)
	<b>UNDP continued</b>				
	Switzerland	INTERNATIONAL UNION FOR CONSERVATION OF	Environmental management	1	71,820.00
	Switzerland	IOM INTERNATIONAL ORGANIZATION FOR MIGRA	International relations	1	338,983.00
	Switzerland	Name withheld for security reasons*	Business administration services	1	66,000.00
	Switzerland	Name withheld for security reasons*	Business administration services	1	32,000.00
	Switzerland	Name withheld for security reasons*	Business administration services	1	44,175.00
	Switzerland	Novartis Pharma Services A.G	Transport services	1	31,970.00
	Switzerland	Name withheld for security reasons*	Business administration services	1	46,600.00
	Switzerland	Open Systems AG	Computer services	5	1,366,170.13
	Switzerland	Name withheld for security reasons*	Business administration services	1	34,200.00
	Switzerland	Name withheld for security reasons*	Business administration services	1	38,117.41
	Switzerland	SCHWEIZERISCHE FRIEDENSSTIFTUNG	Public order and safety	1	46,585.00
	Switzerland	SCHWEIZERISCHE FRIEDENSSTIFTUNG	Reproduction services	1	119,015.00
	Switzerland	SOUTH POLE CARBON ASSET MANAGEMENT	Business administration services	1	33,996.00
	Switzerland	THE GLOBAL FUND TO FIGHT AIDS, TUBERCULO	Business administration services	1	104,000.00
	Switzerland	THE GRADUATE INSTITUTE	Business administration services	1	40,000.00
	Switzerland	UNITED NATIONS CONFERENCE ON TRADE & DEV	Human resources services	1	136,730.00
	Switzerland	UPWELLING	Business administration services	1	38,370.00
	Switzerland	VAN DER LUGT CORNELIS	Business administration services	1	35,584.00
	Switzerland	WHO - WORLD HEALTH ORG.	Information services	1	33,600.00
	Switzerland	WHO-IOMC	Other Services	1	100,000.00
	Switzerland	World Health Organisation ( ICC)	Computer services	2	272,696.00
	Switzerland	World Health Organisation ( ICC)	Information services	12	5,921,466.00
	Switzerland	World Health Organisation ( ICC)	Information Technology Service Delivery	4	2,802,344.00
	Syrian Arab Republic	Name withheld for security reasons*	Real estate services	1	30,000.00
	Syrian Arab Republic	Name withheld for security reasons*	Nonresidential building construction services	1	221,773.16
	Syrian Arab Republic	CHAMBER OF COMMERCE AND INDUSTRY	Humanitarian aid and relief	1	280,000.00
	Syrian Arab Republic	MICROSOLUTIONS	Computer services	1	36,459.32
	Syrian Arab Republic	Name withheld for security reasons*	Security and personal safety	2	78,836.59
	Tajikistan	Name withheld for security reasons*	Business administration services	1	83,500.00
	Tajikistan	AMONATBONK STATE BANK OF TAJIKISTAN	Business administration services	4	248,699.75
	Tajikistan	COMMIT WOMEN AND FAMILY AFFAIRS GOVER RT	Community and social services	1	33,030.00
	Tajikistan	LLC MLO RUSHDI VOSE	Public administration and finance services	1	50,000.00
	Tajikistan	LLC MURODALI	Professional engineering services	1	42,671.76
	Tajikistan	LLC NAVIN	Human resources services	1	38,000.00
	Tajikistan	LLC ORIYOI HAQIQI	Professional engineering services	1	94,382.19
	Tajikistan	LLC TAMVILI SANOAT	Humanitarian aid and relief	1	30,723.55
	Tajikistan	Name withheld for security reasons*	Vocational training	1	37,990.00
	Tajikistan	MICRO LOAN ORGANIZATION RUSHDI OBSSHORON	Humanitarian aid and relief	1	160,000.00
	Tajikistan	OJSC SYSTEMAVTOMATIKA	Utilities	1	109,956.00
	Tajikistan	PO BUREAU OF HUMAN RIGHTS & RULE OF LAW	Public order and safety	1	38,067.50
	Tajikistan	PO IRRIGATION AGROCONSULTING	Water resources development and oversight	1	39,629.30
	Tajikistan	POLYGRAPH GROUP LLC	Reproduction services	1	43,665.00
	Tajikistan	Name withheld for security reasons*	Community and social services	1	88,520.00
	Tajikistan	Name withheld for security reasons*	Community and social services	1	120,350.00
	Tajikistan	Name withheld for security reasons*	Real estate services	1	90,000.00
	Tajikistan	SOCIAL ORGANIZATION HUMAN RIGHTS CENTRE	Vocational training	1	47,947.00
	Tajikistan	Name withheld for security reasons*	Water resources development and oversight	1	118,500.00
	Thailand	Asian Disaster Preparedness Center	Community and social services	2	847,740.00
	Thailand	Bridges Across Borders Southeast Asia	Educational institutions	1	86,176.00
	Thailand	Name withheld for security reasons*	Business administration services	1	39,200.00
	Thailand	Name withheld for security reasons*	Business administration services	1	57,750.00
	Thailand	Name withheld for security reasons*	Business administration services	1	30,000.00
	Thailand	Name withheld for security reasons*	Business administration services	1	51,000.00
	Thailand	Name withheld for security reasons*	Business administration services	1	32,000.00
	Thailand	Name withheld for security reasons*	Business administration services	1	63,375.00
	Thailand	Name withheld for security reasons*	Business administration services	1	60,900.00
	Thailand	Name withheld for security reasons*	Business administration services	1	35,100.00
	Thailand	Name withheld for security reasons*	Business administration services	1	51,000.00
	Thailand	Name withheld for security reasons*	Business administration services	1	31,395.00
	Thailand	Name withheld for security reasons*	Business administration services	1	43,913.18
	Thailand	Name withheld for security reasons*	Business administration services	1	105,690.00
	Thailand	Name withheld for security reasons*	Business administration services	1	39,200.00
	Thailand	Name withheld for security reasons*	Business administration services	1	38,633.00
	Thailand	Name withheld for security reasons*	Business administration services	1	34,300.00
	Thailand	SOCIAL RESEARCH INSTITUTE CHULALONGKORN	Community and social services	1	40,214.48
	Thailand	TNT EXPRESS WORLDWIDE (THAILAND) CO LTD	Mail and cargo transport	1	32,637.08
	Fmr Yugoslav Rep. Macedonia	Ambisat Ingenieria Ambiental	Environmental management	1	74,178.00
	Fmr Yugoslav Rep. Macedonia	Name withheld for security reasons*	Professional engineering services	1	72,812.23
	Fmr Yugoslav Rep. Macedonia	EPI CENTAR INTERNACIONAL	Vocational training	1	38,463.32
	Fmr Yugoslav Rep. Macedonia	Fakultet za informatički nauki i kompjut	Computer services	1	40,426.26
	Fmr Yugoslav Rep. Macedonia	Gradezen Fakultet	Environmental management	1	117,097.85
	Fmr Yugoslav Rep. Macedonia	KIKO TER doel	Professional engineering services	1	33,647.81
	Fmr Yugoslav Rep. Macedonia	KREACIJA	Vocational training	1	70,901.26
	Fmr Yugoslav Rep. Macedonia	MANU	Information services	1	34,863.78
	Fmr Yugoslav Rep. Macedonia	Markoski K-73	Professional engineering services	3	167,344.46
	Fmr Yugoslav Rep. Macedonia	VardarGradba DOO	Professional engineering services	2	124,599.79
	Fmr Yugoslav Rep. Macedonia	ZIKOL Doel	Professional engineering services	2	202,049.07
	Timor-Leste	ASIAN DISASTER PREPAREDNESS CENTER	Environmental management	1	113,687.00
	Timor-Leste	Name withheld for security reasons*	Business administration services	1	30,000.00
	Timor-Leste	EDTL	Utilities	1	120,278.80
	Timor-Leste	Name withheld for security reasons*	Nonresidential building construction services	1	49,420.10
	Timor-Leste	Name withheld for security reasons*	Business administration services	2	84,000.00
	Timor-Leste	Name withheld for security reasons*	Business administration services	1	33,000.00
	Timor-Leste	Name withheld for security reasons*	Nonresidential building construction services	1	46,828.79
	Timor-Leste	Name withheld for security reasons*	Business administration services	2	108,300.00
	Timor-Leste	OTSOPARIS UNIP. LDA	Nonresidential building construction services	1	38,499.29
	Timor-Leste	Name withheld for security reasons*	Business administration services	1	73,200.00
	Timor-Leste	TAM ELECTRICS	Utilities	2	124,084.00
	Timor-Leste	Name withheld for security reasons*	Business administration services	1	34,125.00
	Togo	CAGECFI	Information services	1	38,414.63
	Togo	Name withheld for security reasons*	Business administration services	1	49,957.38
	Togo	KOFI A. INT. PEACEKEEPING. TRAINING C.	Vocational training	1	51,136.80
	Togo	Name withheld for security reasons*	Business administration services	1	47,500.00
	Togo	URD PROJET	Community and social services	1	64,000.00
	Trinidad and Tobago	Name withheld for security reasons*	Business administration services	1	37,500.00
	Trinidad and Tobago	THE MARITIME FINANCIAL GROUP	Real estate services	8	265,655.46
	Trinidad and Tobago	UNIVERSITY OF THE WEST INDIES	Business administration services	1	99,827.30
	Tunisia	ACC	Community and social services	1	91,352.12
	Tunisia	AMC ERNST&YOUNG	Community and social services	1	61,894.40
	Tunisia	Name withheld for security reasons*	Business administration services	1	35,064.94
	Tunisia	ARTUS PRODUCTION	Graphic design	1	30,405.40
	Tunisia	Name withheld for security reasons*	Business administration services	1	50,000.00
	Tunisia	BUSINESS & DECISION TUNISIE LOCALE	Information services	1	35,925.98
	Tunisia	C.D.C.G.E	Community and social services	1	179,627.32
	Tunisia	Comete Engineering	Community and social services	1	71,689.44
	Tunisia	Name withheld for security reasons*	Business administration services	1	37,725.00
	Tunisia	ELKA CONSULTING	Public order and safety	1	113,962.73
	Tunisia	Formation Conseil et Coaching	Community and social services	1	114,519.03
	Tunisia	Name withheld for security reasons*	Real estate services	1	33,285.03
	Tunisia	IMMOBILIERE KHAIRI	Real estate services	3	126,585.83
	Tunisia	Name withheld for security reasons*	Business administration services	1	62,840.00
	Tunisia	Name withheld for security reasons*	Business administration services	1	30,000.00
	Tunisia	Name withheld for security reasons*	Water resources development and oversight	1	32,934.79
	Tunisia	Name withheld for security reasons*	Business administration services	1	31,005.00
	Tunisia	Société SERVIRAMA Y&R	Information services	1	31,997.61

\* For security and privacy reasons, the name of the contractor is not displayed when it includes the name of an individual.

2013 | Major contracts for services and works by UN organization

AGENCY	Location of Supplier	Name of Contractor	Description of Services	# Contracts	Total Value of Contracts (USD)
UNDP continued	Tunisia	Societe EVERGREEN	Professional engineering services	1	146,082.79
	Tunisia	SOCIETE ORATECH CONSULTING	Computer services	1	53,462.95
	Tunisia	Sté Godolphin Films	Information services	1	37,963.77
	Tunisia	STE NORD SUD SERVICES	Water resources development and oversight	2	126,560.39
	Tunisia	Sustainable Business Associates SBA	Community and social services	1	639,396.00
	Turkey	Name withheld for security reasons*	Business administration services	1	32,085.56
	Turkey	Name withheld for security reasons*	Reproduction services	1	79,563.97
	Turkey	BPR BILGI SIS.PLAN VE REORG. DAN. HIZ.	Information services	1	62,500.00
	Turkey	Name withheld for security reasons*	Business administration services	1	31,330.08
	Turkey	Name withheld for security reasons*	Information services	1	97,492.50
	Turkey	Name withheld for security reasons*	Business administration services	1	39,215.00
	Turkey	ESER PROJE VE MUHENDISLIK A.S.	Professional engineering services	3	225,565.43
	Turkey	Name withheld for security reasons*	Business administration services	1	36,600.00
	Turkey	Name withheld for security reasons*	Professional engineering services	1	38,823.54
	Turkey	Name withheld for security reasons*	Graphic design	1	117,685.00
	Turkey	Name withheld for security reasons*	Business administration services	1	31,443.85
	Turkey	Name withheld for security reasons*	Telecommunications media services	1	42,610.84
	Turkey	Name withheld for security reasons*	Business administration services	1	49,500.00
	Turkey	Name withheld for security reasons*	Professional engineering services	1	76,198.19
	Turkey	Name withheld for security reasons*	Business administration services	1	40,960.45
	Turkey	Name withheld for security reasons*	Vocational training	1	44,053.94
	Turkmenistan	Name withheld for security reasons*	Environmental management	1	32,035.07
	Turkmenistan	Name withheld for security reasons*	Professional engineering services	1	35,681.12
	Tuvalu	Name withheld for security reasons*	Business administration services	1	40,614.00
	Uganda	Name withheld for security reasons*	Business administration services	1	44,520.00
	Uganda	Name withheld for security reasons*	Business administration services	1	31,540.00
	Uganda	Name withheld for security reasons*	Business administration services	1	31,464.36
	Uganda	Name withheld for security reasons*	Business administration services	1	33,992.15
	Uganda	DELTA PARTNERSHIP UGANDA LIMITED	Business administration services	1	53,867.01
	Uganda	GULU AGRICULTURAL DEVELOPMENT CO	Vocational training	1	32,343.26
	Uganda	KBK Development Research and Consulting	Business administration services	1	59,215.15
	Uganda	NATIONAL FORESTRY RESOURCES RESEARCH INS	Business administration services	1	34,136.44
	Uganda	NEKA INVESTMENTS LTD	Real estate services	4	212,400.00
	Uganda	Name withheld for security reasons*	Business administration services	1	30,885.55
	Uganda	PLATFORM FOR CITIZENSHIP PARTICIPATION A	Vocational training	1	40,554.46
	Uganda	REAL MARKETING LTD	Reproduction services	1	45,600.43
	Uganda	RHINO INVESTMENTS LTD	Real estate services	1	384,000.00
	Uganda	Name withheld for security reasons*	Business administration services	2	72,108.34
	Uganda	THEATRE FACTORY LIMITED	Vocational training	1	251,490.00
	Uganda	UPIMAC CONSULTANCY SERVICES LTD	Vocational training	1	49,604.12
	Uganda	Name withheld for security reasons*	Vocational training	1	98,130.85
	Uganda	WORLD VISION UGANDA	Vocational training	1	95,942.45
	Ukraine	Ecosystem Innovation Center, TOV	Environmental management	1	68,010.00
	Ukraine	Fond Tsiliovyh Ekologichnyh Invest.,TOV	Environmental management	3	213,502.36
	Ukraine	Name withheld for security reasons*	Business administration services	1	32,100.00
	Ukraine	Kviten V.S.,TOV; 34557514	Marketing and distribution	1	30,788.73
	Ukraine	Lex Plus YF, PAT; 336203650	Political systems and institutions	2	117,967.37
	Ukraine	MittalService LCC	Environmental management	1	188,077.32
	Ukraine	MMKG, TOV	Advertising	1	751,374.52
	Ukraine	PRIMADOM Ltd	Taxation	1	70,469.25
	Ukraine	TOV MTR Asset Management	Real estate services	2	164,159.27
	Ukraine	Ukrainske Tovarystvo Ohorony Pryrody,NGO	Environmental management	2	135,206.39
	Ukraine	Name withheld for security reasons*	Business administration services	2	162,500.00
	Ukraine	VYDAVNYCHYI BUDYNOK "AVANPOST-PRIM",LLC	Reproduction services	1	36,430.85
	United Arab Emirates	Name withheld for security reasons*	Accounting and bookkeeping services	1	53,825.00
	United Arab Emirates	AUTOMOTIVE MANAGEMENT SERVICES FZE	Transportation repair or maintenance services	1	247,238.00
	United Arab Emirates	CTG GLOBAL FZC	Business administration services	18	891,538.99
	United Arab Emirates	CTG GLOBAL LIMITED	Business administration services	20	1,326,393.91
	United Arab Emirates	CTG GLOBAL LIMITED	Comprehensive health services	9	720,389.20
	United Arab Emirates	CTG GLOBAL LTD	Business administration services	8	439,587.77
	United Arab Emirates	Name withheld for security reasons*	Real estate services	1	57,173.97
	United Arab Emirates	JUBBA AIRWAYS	Mail and cargo transport	1	35,440.00
	United Arab Emirates	Lhassa Consulting FZE	Telecommunications media services	1	39,812.00
	United Arab Emirates	Name withheld for security reasons*	Business administration services	2	80,005.00
	United Arab Emirates	Name withheld for security reasons*	Real estate services	1	56,980.00
	United Kingdom	Name withheld for security reasons*	Real estate services	2	93,139.54
	United Kingdom	Name withheld for security reasons*	Security and personal safety	1	245,541.12
	United Kingdom	Name withheld for security reasons*	Business administration services	1	39,444.00
	United Kingdom	Name withheld for security reasons*	Business administration services	1	54,880.00
	United Kingdom	AGULHAS DEVELOPMENT CONSULTANTS LTD	Business administration services	1	44,460.00
	United Kingdom	AIDLO	Information services	1	87,340.00
	United Kingdom	Name withheld for security reasons*	Business administration services	2	230,055.00
	United Kingdom	Name withheld for security reasons*	Business administration services	1	96,250.00
	United Kingdom	Name withheld for security reasons*	Business administration services	1	67,404.00
	United Kingdom	BBC MEDIA ACTION MAIN USD ACCOUNT	Community and social services	2	930,000.00
	United Kingdom	Name withheld for security reasons*	Business administration services	1	48,000.00
	United Kingdom	Name withheld for security reasons*	Business administration services	1	38,000.00
	United Kingdom	Cabinet Office	Statistics	1	33,500.00
	United Kingdom	Name withheld for security reasons*	Business administration services	1	45,868.00
	United Kingdom	CENTRE FOR LEBANESE STUDIES	Vocational training	1	37,100.00
	United Kingdom	Common Wealth Local Government Forum	Business administration services	1	40,000.00
	United Kingdom	CTL Consult Ltd	Business administration services	1	48,000.00
	United Kingdom	CULPIN PLANNING LIMITED	Business administration services	1	68,000.00
	United Kingdom	Name withheld for security reasons*	Business administration services	1	58,162.00
	United Kingdom	Name withheld for security reasons*	Business administration services	1	33,250.00
	United Kingdom	DEVELOPMENT PATHWAYS LIMITED	Community and social services	1	37,426.52
	United Kingdom	Name withheld for security reasons*	Business administration services	1	30,000.00
	United Kingdom	Name withheld for security reasons*	Business administration services	1	45,000.00
	United Kingdom	Name withheld for security reasons*	Business administration services	1	98,861.58
	United Kingdom	Name withheld for security reasons*	Statistics	1	34,405.00
	United Kingdom	Name withheld for security reasons*	Business administration services	1	48,636.00
	United Kingdom	Name withheld for security reasons*	Business administration services	1	35,600.00
	United Kingdom	Name withheld for security reasons*	Business administration services	1	44,000.00
	United Kingdom	Name withheld for security reasons*	Business administration services	2	70,800.00
	United Kingdom	Name withheld for security reasons*	Business administration services	1	82,300.00
	United Kingdom	Name withheld for security reasons*	Business administration services	1	56,600.00
	United Kingdom	INTERNATIONAL ALERT	Vocational training	1	40,823.36
	United Kingdom	Name withheld for security reasons*	Business administration services	1	64,000.00
	United Kingdom	Name withheld for security reasons*	Business administration services	1	49,355.00
	United Kingdom	Name withheld for security reasons*	Business administration services	1	52,760.00
	United Kingdom	Name withheld for security reasons*	Business administration services	1	36,038.00
	United Kingdom	Name withheld for security reasons*	Business administration services	2	96,723.28
	United Kingdom	Name withheld for security reasons*	Business administration services	1	33,320.00
	United Kingdom	Name withheld for security reasons*	Business administration services	1	66,849.00
	United Kingdom	Name withheld for security reasons*	Business administration services	1	81,529.00
	United Kingdom	Name withheld for security reasons*	Business administration services	1	40,460.75
	United Kingdom	Name withheld for security reasons*	Business administration services	1	70,000.00
	United Kingdom	MOORE STEPHEN LLP	Accounting and bookkeeping services	2	118,468.80
	United Kingdom	MOORE STEPHENS LLP	Accounting and bookkeeping services	3	240,107.00
	United Kingdom	MOORE STEPHENS LLP	Business administration services	1	51,275.00
	United Kingdom	MOORE STEPHENS LLP	Statistics	1	88,277.50
	United Kingdom	Name withheld for security reasons*	Business administration services	1	31,200.00
	United Kingdom	Name withheld for security reasons*	Business administration services	1	50,459.00
	United Kingdom	NATHAN ASSOCIATES LONDON LTD	Business administration services	1	127,400.00
	United Kingdom	NESTA	Vocational training	1	76,945.34

\* For security and privacy reasons, the name of the contractor is not displayed when it includes the name of an individual.

AGENCY	Location of Supplier	Name of Contractor	Description of Services	# Contracts	Total Value of Contracts (USD)
	<b>UNDP continued</b>				
United Kingdom		Nesta Operating Company	Professional engineering services	1	34,280.00
United Kingdom		Name withheld for security reasons*	Business administration services	1	77,725.00
United Kingdom		Ove Arup and Partners International Ltd	Economics	2	119,574.40
United Kingdom		OVERSEAS DEVELOPMENT INSTITUTE	Statistics	2	91,211.29
United Kingdom		OXFORD CONSULTING PARTNERS LTD	Environmental management	1	51,798.00
United Kingdom		Oxford Poverty and Human Development Ini	Economics	1	45,000.00
United Kingdom		Name withheld for security reasons*	Business administration services	1	48,000.00
United Kingdom		Name withheld for security reasons*	Business administration services	1	44,000.00
United Kingdom		Name withheld for security reasons*	Business administration services	1	34,500.00
United Kingdom		Name withheld for security reasons*	Business administration services	1	97,300.00
United Kingdom		Name withheld for security reasons*	Business administration services	1	48,000.00
United Kingdom		Practical Action Consulting Limited	Community and social services	1	99,989.00
United Kingdom		PUBLIC ADMINISTRATION INTERNATIONAL LTD	Community and social services	1	51,770.00
United Kingdom		Name withheld for security reasons*	Business administration services	2	93,578.00
United Kingdom		Name withheld for security reasons*	Business administration services	2	99,570.65
United Kingdom		Name withheld for security reasons*	Statistics	1	35,522.00
United Kingdom		Name withheld for security reasons*	Business administration services	1	39,113.00
United Kingdom		Name withheld for security reasons*	Business administration services	1	41,628.00
United Kingdom		Name withheld for security reasons*	Business administration services	1	52,761.00
United Kingdom		Name withheld for security reasons*	Business administration services	1	40,950.00
United Kingdom		Name withheld for security reasons*	Real estate services	1	30,360.00
United Kingdom		Name withheld for security reasons*	Business administration services	1	83,140.00
United Kingdom		Name withheld for security reasons*	Business administration services	1	57,200.00
United Kingdom		Name withheld for security reasons*	Business administration services	1	147,347.48
United Kingdom		Name withheld for security reasons*	Business administration services	1	33,200.00
United Kingdom		Name withheld for security reasons*	Business administration services	1	109,416.45
United Kingdom		Taylor & Francis	Reproduction services	1	30,000.00
United Kingdom		Terra Firma Associates	Reproduction services	1	35,972.55
United Kingdom		UCL Consultants Ltd	Comprehensive health services	1	90,000.00
United Kingdom		Uni.of Wolverhampton-Social Enterprise	Business administration services	1	140,250.00
United Kingdom		UNICON LTD	Economics	1	71,017.00
United Kingdom		UNIVERSITY OF OXFORD	Statistics	1	40,000.00
United Kingdom		Name withheld for security reasons*	Business administration services	1	65,740.00
United Republic of Tanzania		CAR & GENERAL TRADING LIMITED	Building and facility maintenance and repair services	1	31,024.97
United Republic of Tanzania		Name withheld for security reasons*	Business administration services	1	39,300.00
United Republic of Tanzania		Name withheld for security reasons*	Business administration services	2	148,306.88
United Republic of Tanzania		Name withheld for security reasons*	Real estate services	1	72,000.00
United Republic of Tanzania		Name withheld for security reasons*	Business administration services	1	30,600.00
United Republic of Tanzania		Name withheld for security reasons*	Business administration services	1	57,600.00
United States of America		22nd Century Staffing, Inc	Business administration services	4	265,461.00
United States of America		22nd Century Technologies Inc.	Business administration services	2	78,312.50
United States of America		22nd Century Technologies Inc.	Computer services	1	41,230.00
United States of America		22nd Century Technologies Inc.	Information services	1	35,280.00
United States of America		304 East 45t Street LLC	Real estate services	13	7,935,074.09
United States of America		304 East 45t Street LLC	Utilities	1	117,556.00
United States of America		Name withheld for security reasons*	Real estate services	1	31,177.38
United States of America		A-1 INTERNATIONAL, INC.	Building and facility maintenance and repair services	2	149,820.00
United States of America		ABACUS INTERNATIONAL MANAGEMENT	Business administration services	1	53,856.00
United States of America		ABACUS INTERNATIONAL MANAGEMENT	Business administration services	1	50,400.00
United States of America		Name withheld for security reasons*	Business administration services	1	37,500.00
United States of America		ACCENTURE LLP	Business administration services	2	524,685.76
United States of America		Name withheld for security reasons*	Business administration services	1	46,080.00
United States of America		ADOBE SYSTEMS INCORPORATED	Information services	1	92,901.64
United States of America		Name withheld for security reasons*	Business administration services	1	80,800.00
United States of America		Name withheld for security reasons*	Business administration services	1	31,250.00
United States of America		Name withheld for security reasons*	Building and facility maintenance and repair services	3	1,812,301.00
United States of America		Name withheld for security reasons*	Business administration services	1	41,516.00
United States of America		Name withheld for security reasons*	Business administration services	1	66,000.00
United States of America		Name withheld for security reasons*	Business administration services	1	38,700.00
United States of America		Name withheld for security reasons*	Business administration services	1	32,745.00
United States of America		Name withheld for security reasons*	Business administration services	1	45,000.00
United States of America		ARROWHEAD FILM & VIDEO	Graphic design	1	167,750.00
United States of America		AT&T	Information Technology Service Delivery	1	38,500.00
United States of America		ATYPICA INC.	Computer services	2	121,080.00
United States of America		BANCROFT GLOBAL DEVELOPMENT	Real estate services	3	409,514.58
United States of America		Name withheld for security reasons*	Business administration services	1	45,400.00
United States of America		Name withheld for security reasons*	Business administration services	1	66,669.00
United States of America		BIRLASOFT INC	Business administration services	3	440,016.00
United States of America		Black Box Corporation	Information Technology Service Delivery	1	103,725.72
United States of America		Name withheld for security reasons*	Business administration services	1	40,984.00
United States of America		Name withheld for security reasons*	Business administration services	1	51,560.00
United States of America		BroadBlast, Inc.	Public order and safety	1	31,926.88
United States of America		Name withheld for security reasons*	Business administration services	1	42,000.00
United States of America		BUSINESS CONTEGENCY GROUP	Information services	1	135,373.00
United States of America		CA, Inc./Computer Associates Intl, Inc.	Computer services	1	30,288.00
United States of America		Name withheld for security reasons*	Business administration services	1	33,600.00
United States of America		Name withheld for security reasons*	Business administration services	1	35,000.00
United States of America		Name withheld for security reasons*	Business administration services	1	61,500.00
United States of America		Name withheld for security reasons*	Business administration services	1	40,640.00
United States of America		Name withheld for security reasons*	Business administration services	1	38,157.00
United States of America		Name withheld for security reasons*	Business administration services	1	46,950.00
United States of America		Name withheld for security reasons*	Business administration services	1	59,800.00
United States of America		Name withheld for security reasons*	Business administration services	1	44,520.00
United States of America		Name withheld for security reasons*	Business administration services	1	78,145.00
United States of America		Name withheld for security reasons*	Business administration services	1	42,474.00
United States of America		Name withheld for security reasons*	Business administration services	1	46,000.00
United States of America		Name withheld for security reasons*	Business administration services	1	31,200.00
United States of America		Name withheld for security reasons*	Business administration services	1	53,600.00
United States of America		Name withheld for security reasons*	Business administration services	1	34,680.00
United States of America		Cisco Systems Inc.(C.C.N.P.)	Computer services	2	410,230.50
United States of America		Name withheld for security reasons*	Business administration services	2	207,220.00
United States of America		CMC Americas Inc	Business administration services	4	173,670.00
United States of America		Name withheld for security reasons*	Business administration services	1	34,650.00
United States of America		Name withheld for security reasons*	Business administration services	2	130,614.00
United States of America		Communications Development Inc.	Reproduction services	1	50,000.00
United States of America		COMMUNITY PARTNERS	Statistics	1	55,000.00
United States of America		COMMUNITY SYSTEMS FOUNDATION	Business administration services	1	34,793.00
United States of America		COMMUNITY SYSTEMS FOUNDATION	Information services	2	291,534.42
United States of America		Consolidated Graphics	Reproduction services	1	34,202.00
United States of America		Name withheld for security reasons*	Business administration services	1	119,562.00
United States of America		CTA ARCHITECTS ENGINEERS	Environmental management	1	52,064.00
United States of America		Cycle Architecture, PLLC	Building and facility maintenance and repair services	1	38,628.00
United States of America		Name withheld for security reasons*	Business administration services	1	89,200.00
United States of America		Dalberg Consulting-US LLC	Information services	1	93,450.00
United States of America		Name withheld for security reasons*	Business administration services	1	38,000.00
United States of America		Name withheld for security reasons*	Business administration services	1	31,175.00
United States of America		Name withheld for security reasons*	Business administration services	1	62,000.00
United States of America		Name withheld for security reasons*	Business administration services	1	91,627.00
United States of America		Name withheld for security reasons*	Business administration services	1	43,400.00
United States of America		DEVELOPMENT GATEWAY FOUNDATION	Business administration services	2	92,300.00
United States of America		DEVELOPMENT GATEWAY FOUNDATION	Information services	2	213,392.00
United States of America		DEVELOPMENT GATEWAY FOUNDATION INC	Information services	3	308,427.00
United States of America		DEVELOPMENT GATEWAY, INC	Computer services	1	206,134.60
United States of America		Development Seed	Information services	1	62,000.00
United States of America		Drupal Connect	Information services	1	53,200.00

\* For security and privacy reasons, the name of the contractor is not displayed when it includes the name of an individual.

AGENCY				Total Value of
Location of Supplier	Name of Contractor	Description of Services	# Contracts	Contracts (USD)
United States of America	EconStat Incorporated	Economics	1	52,500.00
United States of America	Name withheld for security reasons*	Business administration services	1	30,300.00
United States of America	Name withheld for security reasons*	Business administration services	1	69,650.00
United States of America	Name withheld for security reasons*	Business administration services	1	30,000.00
United States of America	EMC CORPORATION	Computer services	2	84,274.85
United States of America	Emerging Markets Communications Inc.	Computer services	2	1,427,020.21
United States of America	Name withheld for security reasons*	Business administration services	2	70,149.00
United States of America	Name withheld for security reasons*	Business administration services	1	36,852.00
United States of America	Name withheld for security reasons*	Business administration services	1	32,000.00
United States of America	FEI Consulting, LLC	Vocational training	1	76,908.00
United States of America	Fitch Consulting LLC	Human resources services	1	59,450.00
United States of America	Name withheld for security reasons*	Business administration services	1	35,750.00
United States of America	Name withheld for security reasons*	Business administration services	1	34,000.00
United States of America	Gartner Group, Inc.	Information services	1	37,000.00
United States of America	Name withheld for security reasons*	Business administration services	1	30,000.00
United States of America	GEOHAZARDS INTERNATIONAL	Environmental management	2	2,041,546.00
United States of America	Name withheld for security reasons*	Business administration services	1	30,250.00
United States of America	Name withheld for security reasons*	Business administration services	1	36,000.00
United States of America	Name withheld for security reasons*	Business administration services	1	36,225.00
United States of America	Name withheld for security reasons*	Real estate services	1	80,400.00
United States of America	Name withheld for security reasons*	Business administration services	1	40,400.00
United States of America	Name withheld for security reasons*	Business administration services	1	36,300.00
United States of America	Name withheld for security reasons*	Business administration services	1	53,800.00
United States of America	HARMONIS INTERNATIONAL	Business administration services	1	63,000.00
United States of America	Name withheld for security reasons*	Business administration services	1	72,000.00
United States of America	Hewlett-Packard Company	Computer services	1	64,584.00
United States of America	Name withheld for security reasons*	Business administration services	1	50,000.00
United States of America	Name withheld for security reasons*	Business administration services	1	266,400.00
United States of America	HUMAN DEVELOPMENT AND CAPABILITY ASSOCIA	Vocational training	1	40,000.00
United States of America	IBRD World Bank	Business administration services	1	38,175.90
United States of America	ICF MACRO, INC	Business administration services	1	144,256.00
United States of America	Name withheld for security reasons*	Business administration services	1	62,640.00
United States of America	Indecomm Holdings Inc	Writing and translations	1	47,000.00
United States of America	INDIAN OCEAN PROPERTIES	Real estate services	1	54,250.00
United States of America	Infosys Public Services, Inc.	Business administration services	1	39,672.00
United States of America	Infosys Public Services, Inc.	Information services	2	186,127.00
United States of America	Inscape Inc	Building and facility maintenance and repair services	1	105,000.00
United States of America	INTERNATIONAL FOUN. FOR ELECTORAL SYSTEM	Human resources services	1	100,862.00
United States of America	INTERNATIONAL SOLUTIONS GROUP	Human resources services	2	118,291.25
United States of America	INTERNATIONAL SOS ASSISTANCE, INC.	Insurance and retirement services	1	35,000.00
United States of America	IPM Associates, LLC	Business administration services	1	59,377.00
United States of America	IPSITL, Inc.	Business administration services	1	35,075.00
United States of America	Ipsos-Reid Public Affairs, Inc	Economics	1	217,632.00
United States of America	Name withheld for security reasons*	Business administration services	2	104,750.00
United States of America	Name withheld for security reasons*	Business administration services	4	183,626.00
United States of America	Name withheld for security reasons*	Business administration services	1	39,143.00
United States of America	Name withheld for security reasons*	Business administration services	1	61,000.00
United States of America	Name withheld for security reasons*	Business administration services	1	40,791.00
United States of America	Name withheld for security reasons*	Business administration services	1	30,022.35
United States of America	Name withheld for security reasons*	Business administration services	1	31,729.00
United States of America	Name withheld for security reasons*	Business administration services	1	30,000.00
United States of America	Name withheld for security reasons*	Business administration services	1	35,000.00
United States of America	Name withheld for security reasons*	Business administration services	1	32,000.00
United States of America	Name withheld for security reasons*	Business administration services	1	30,000.00
United States of America	Name withheld for security reasons*	Business administration services	1	30,000.00
United States of America	Name withheld for security reasons*	Business administration services	1	129,501.60
United States of America	Name withheld for security reasons*	Business administration services	1	61,800.00
United States of America	Name withheld for security reasons*	Business administration services	2	91,600.00
United States of America	Name withheld for security reasons*	Business administration services	2	89,970.00
United States of America	Name withheld for security reasons*	Business administration services	1	35,560.00
United States of America	Name withheld for security reasons*	Business administration services	1	89,512.50
United States of America	Name withheld for security reasons*	Business administration services	1	35,200.00
United States of America	Name withheld for security reasons*	Business administration services	1	43,678.00
United States of America	KPMG LLP	Accounting and bookkeeping services	1	219,963.00
United States of America	KPMG LLP	Business administration services	2	312,766.00
United States of America	Name withheld for security reasons*	Business administration services	2	96,000.00
United States of America	Name withheld for security reasons*	Business administration services	1	39,998.00
United States of America	Name withheld for security reasons*	Business administration services	1	51,100.00
United States of America	Name withheld for security reasons*	Business administration services	1	35,280.00
United States of America	Name withheld for security reasons*	Business administration services	1	37,840.00
United States of America	Management Systems International	Business administration services	2	95,106.50
United States of America	Management Systems International	Vocational training	1	144,175.00
United States of America	Name withheld for security reasons*	Business administration services	2	72,000.00
United States of America	Name withheld for security reasons*	Business administration services	1	36,000.00
United States of America	Name withheld for security reasons*	Business administration services	1	92,842.00
United States of America	Name withheld for security reasons*	Business administration services	2	67,500.00
United States of America	Name withheld for security reasons*	Business administration services	1	43,750.00
United States of America	Name withheld for security reasons*	Business administration services	1	36,050.00
United States of America	Name withheld for security reasons*	Business administration services	1	39,000.00
United States of America	Name withheld for security reasons*	Business administration services	1	40,000.00
United States of America	Name withheld for security reasons*	Business administration services	1	37,500.00
United States of America	Name withheld for security reasons*	Business administration services	1	64,000.00
United States of America	Name withheld for security reasons*	Business administration services	1	48,000.00
United States of America	Name withheld for security reasons*	Business administration services	1	30,000.00
United States of America	Name withheld for security reasons*	Business administration services	1	35,000.00
United States of America	Name withheld for security reasons*	Business administration services	1	60,000.00
United States of America	Name withheld for security reasons*	Business administration services	2	72,655.00
United States of America	Name withheld for security reasons*	Business administration services	1	36,250.00
United States of America	Name withheld for security reasons*	Business administration services	1	39,000.00
United States of America	Name withheld for security reasons*	Business administration services	1	35,370.00
United States of America	MicroSoft Corporation	Computer services	4	2,449,902.75
United States of America	MicroSoft Corporation	Information Technology Service Delivery	1	449,410.00
United States of America	Name withheld for security reasons*	Business administration services	1	40,000.00
United States of America	Name withheld for security reasons*	Business administration services	1	34,650.00
United States of America	Mythics Inc	Computer services	3	2,766,696.72
United States of America	Name withheld for security reasons*	Business administration services	2	126,000.00
United States of America	Name withheld for security reasons*	Business administration services	1	43,200.00
United States of America	NATIONAL DEM. INSTITUTE FOR INTL AFFAIR	Political systems and institutions	1	63,000.00
United States of America	Name withheld for security reasons*	Business administration services	1	46,750.00
United States of America	Name withheld for security reasons*	Business administration services	1	80,000.00
United States of America	Name withheld for security reasons*	Business administration services	1	39,074.00
United States of America	Name withheld for security reasons*	Business administration services	1	38,440.00
United States of America	Name withheld for security reasons*	Business administration services	1	72,141.75
United States of America	Name withheld for security reasons*	Business administration services	2	106,000.00
United States of America	Name withheld for security reasons*	Business administration services	1	45,000.00
United States of America	Name withheld for security reasons*	Computer services	1	30,000.00
United States of America	NTT AMERICA, INC.	Computer services	8	699,997.96
United States of America	NTT AMERICA, INC.	Information services	1	230,120.00
United States of America	Name withheld for security reasons*	Business administration services	1	64,640.00
United States of America	OmCom International, Inc.	Business administration services	2	60,000.00
United States of America	Name withheld for security reasons*	Business administration services	2	129,333.00
United States of America	OPS/OMS	Business administration services	1	30,952.00
United States of America	OPS/OMS	Passenger transport	1	103,311.00
United States of America	ORACLE America, Inc.	Computer services	1	41,735.10
United States of America	Name withheld for security reasons*	Business administration services	1	36,000.00

\* For security and privacy reasons, the name of the contractor is not displayed when it includes the name of an individual.

AGENCY	Location of Supplier	Name of Contractor	Description of Services	# Contracts	Total Value of Contracts (USD)
UNDP continued					
	United States of America	P & D CONSULTING SERVICES INC	Business administration services	1	34,706.89
	United States of America	Name withheld for security reasons*	Business administration services	1	36,540.00
	United States of America	PAR Environmental cop.	Building and facility maintenance and repair services	1	39,750.00
	United States of America	Name withheld for security reasons*	Business administration services	1	30,000.00
	United States of America	Partnership for Supply Chain Management	Marketing and distribution	1	249,360.15
	United States of America	Name withheld for security reasons*	Business administration services	1	37,400.00
	United States of America	Name withheld for security reasons*	Business administration services	1	39,720.00
	United States of America	Name withheld for security reasons*	Business administration services	1	82,908.00
	United States of America	Name withheld for security reasons*	Business administration services	1	36,400.00
	United States of America	PLANSON INTERNATIONAL CORPORATION	Computer services	1	76,324.00
	United States of America	Primus Telecommunications Group Inc.	Information Technology Service Delivery	2	166,500.00
	United States of America	Pritchard Industries, Inc.	Building and facility maintenance and repair services	6	1,129,157.58
	United States of America	Name withheld for security reasons*	Business administration services	1	69,082.00
	United States of America	Name withheld for security reasons*	Business administration services	1	32,250.00
	United States of America	Rapiscan Systems Inc.	Specialized trade construction and maintenance services	1	1,042,169.00
	United States of America	Recorded Future, Inc.	Trade policy and regulation	1	49,550.00
	United States of America	Name withheld for security reasons*	Business administration services	1	75,119.00
	United States of America	Name withheld for security reasons*	Business administration services	3	145,352.50
	United States of America	Name withheld for security reasons*	Business administration services	1	75,000.00
	United States of America	Name withheld for security reasons*	Business administration services	1	59,464.00
	United States of America	Name withheld for security reasons*	Business administration services	1	38,500.00
	United States of America	Name withheld for security reasons*	Business administration services	1	42,000.00
	United States of America	Name withheld for security reasons*	Business administration services	1	37,448.78
	United States of America	Name withheld for security reasons*	Business administration services	1	32,400.00
	United States of America	Name withheld for security reasons*	Business administration services	2	105,444.00
	United States of America	Name withheld for security reasons*	Business administration services	1	36,420.00
	United States of America	Name withheld for security reasons*	Business administration services	1	90,754.00
	United States of America	SEED MEDIA GROUP LLC	Computer services	1	227,050.00
	United States of America	Name withheld for security reasons*	Business administration services	1	33,275.00
	United States of America	Name withheld for security reasons*	Business administration services	1	56,520.00
	United States of America	Name withheld for security reasons*	Business administration services	2	72,000.00
	United States of America	Name withheld for security reasons*	Business administration services	1	41,400.00
	United States of America	SIAFA	Business administration services	1	45,000.00
	United States of America	Name withheld for security reasons*	Business administration services	1	63,600.00
	United States of America	SITA (Societe Int. DE Telecommunications	Information Technology Service Delivery	5	751,000.00
	United States of America	Siteworx, Inc	Information services	4	279,390.00
	United States of America	Name withheld for security reasons*	Business administration services	1	31,007.00
	United States of America	SLG 220 News Owner LLC	Real estate services	6	1,979,473.09
	United States of America	Socrata, Inc	Information services	1	45,000.00
	United States of America	Name withheld for security reasons*	Business administration services	1	31,498.00
	United States of America	Name withheld for security reasons*	Business administration services	1	45,120.00
	United States of America	Name withheld for security reasons*	Business administration services	1	38,025.00
	United States of America	Stone Security Engineering, P.C.	Security and personal safety	1	73,372.00
	United States of America	Name withheld for security reasons*	Business administration services	1	52,525.00
	United States of America	Name withheld for security reasons*	Business administration services	1	31,000.00
	United States of America	Name withheld for security reasons*	Business administration services	1	32,400.00
	United States of America	Name withheld for security reasons*	Business administration services	1	50,928.00
	United States of America	Name withheld for security reasons*	Business administration services	1	38,250.00
	United States of America	Symantec Corporation	Computer services	1	116,980.36
	United States of America	Synergy International	Computer services	1	31,013.23
	United States of America	Synergy International	Information services	1	155,462.00
	United States of America	Synergy International	Telecommunications media services	1	369,459.60
	United States of America	SYNERGY INTERNATIONAL SYSTEMS Inc.	Information services	3	337,298.44
	United States of America	Synergy International Systems, Inc	Business administration services	2	402,078.40
	United States of America	Synergy International Systems, Inc	Information services	1	114,825.60
	United States of America	SYNERGY INTERNATIONAL SYSTEMS, INC	Public administration and finance services	1	298,540.75
	United States of America	Systems Flow, Inc.	Computer services	1	468,906.25
	United States of America	Name withheld for security reasons*	Business administration services	2	90,000.00
	United States of America	Name withheld for security reasons*	Business administration services	1	40,375.00
	United States of America	TATA America International Corporation	Business administration services	15	2,782,250.00
	United States of America	TATA America International Corporation	Computer services	1	43,648.00
	United States of America	TATA America International Corporation	Information services	1	190,008.00
	United States of America	Name withheld for security reasons*	Business administration services	2	64,860.00
	United States of America	Telecom/Telematique, Inc.	Information services	1	327,700.00
	United States of America	TELEDYNE PARADISE DATACOM, LLC	Information Technology Service Delivery	1	33,390.00
	United States of America	Teleglobe USA Inc.	Information Technology Service Delivery	1	55,500.00
	United States of America	TGI Office Automation	Specialized trade construction and maintenance services	3	184,036.75
	United States of America	The Brigham and Women's Hospital, Inc	Management advisory services	1	181,752.00
	United States of America	The Gelfond Group, INC	Information services	1	188,743.00
	United States of America	The New York Helmsley Hotel	Hotels and lodging and meeting facilities	1	32,320.60
	United States of America	The Pan-american Health Organization	Comprehensive health services	1	100,000.00
	United States of America	The Pan-american Health Organization	Marketing and distribution	1	90,000.00
	United States of America	Name withheld for security reasons*	Business administration services	1	30,150.00
	United States of America	Name withheld for security reasons*	Business administration services	1	70,305.00
	United States of America	THYSSENKRUPP AIRPORT SYSTEMS INC	Computer services	1	500,000.00
	United States of America	TIAA-CREF C/O Cushman & Wakefield	Real estate services	4	662,397.49
	United States of America	Name withheld for security reasons*	Business administration services	1	55,076.00
	United States of America	Name withheld for security reasons*	Business administration services	1	104,896.00
	United States of America	Trigyn Technology Inc	Business administration services	10	462,291.00
	United States of America	Trigyn Technology Inc	Information services	1	69,930.00
	United States of America	Uitsat, Inc.	Computer services	2	152,139.00
	United States of America	United Nations	Real estate services	5	6,122,795.04
	United States of America	UNITED NATIONS DEVELOPMENT CORPORATION	Real estate services	4	592,052.13
	United States of America	VERIZON	Computer services	3	160,180.00
	United States of America	VERIZON	Information Technology Service Delivery	3	222,713.68
	United States of America	WATERSHED PROFESSIONALS NETWORK LLC	Business administration services	1	35,534.20
	United States of America	West Publishing Corporation dba Thomson	Computer services	1	82,320.68
	United States of America	Wildlife Conservation Society	Forestry	1	81,000.00
	United States of America	Name withheld for security reasons*	Business administration services	3	367,942.00
	United States of America	Name withheld for security reasons*	Business administration services	1	61,168.00
	United States of America	Name withheld for security reasons*	Business administration services	1	48,000.00
	United States of America	Name withheld for security reasons*	Business administration services	1	30,000.00
	United States of America	Name withheld for security reasons*	Computer services	1	55,750.00
	United States of America	Zayo Group LLC	Computer services	1	51,410.00
	United States of America	Name withheld for security reasons*	Business administration services	1	63,945.00
	Uruguay	LARIO, S.R.L.	Business administration services	1	40,074.65
	Uruguay	U.P.A.E.P.	Real estate services	1	57,900.00
	Uzbekistan	FE LLC "ICONEL"	Real estate services	1	45,384.96
	Uzbekistan	Institute of Energy and Automatics	Environmental management	1	45,260.46
	Uzbekistan	Name withheld for security reasons*	Nonresidential building construction services	1	35,289.94
	Uzbekistan	Name withheld for security reasons*	Real estate services	1	63,000.00
	Uzbekistan	PRINT MEDIA MCHJ	Reproduction services	1	65,000.00
	Uzbekistan	QQ Jol-mars Servis Qurilis	Nonresidential building construction services	1	62,989.23
	Uzbekistan	REPAIR GROUP MCHJ	Building and facility maintenance and repair services	1	50,856.70
	Uzbekistan	REPUBLIC CENTER FOR STANDARTIZATION AND	Environmental management	1	112,907.91
	Uzbekistan	Name withheld for security reasons*	Heavy construction services	1	299,982.88
	Uzbekistan	Name withheld for security reasons*	Real estate services	1	44,800.00
	Venezuela (Bolivarian Rep. of)	CALLAOS Y ASOCIADOS, ING. CONS. CA	Human resources services	2	78,639.58
	Venezuela (Bolivarian Rep. of)	INNOVACION Y DISEA'O INDIGO C.A.	Advertising	1	73,500.00
	Venezuela (Bolivarian Rep. of)	Name withheld for security reasons*	Business administration services	1	31,603.22
	Venezuela (Bolivarian Rep. of)	Name withheld for security reasons*	Business administration services	1	34,373.04
	Venezuela (Bolivarian Rep. of)	SOCIEDAD IBERICA DE CONSTRUCCIONES	Manufacturing support services	1	61,787.41
	Venezuela (Bolivarian Rep. of)	SPARCSOLUTIONS, C.A.	Computer services	1	71,292.17
	Viet Nam	Name withheld for security reasons*	Reproduction services	1	46,315.73
	Viet Nam	Name withheld for security reasons*	Professional engineering services	1	90,820.40

\* For security and privacy reasons, the name of the contractor is not displayed when it includes the name of an individual.

## 2013 | Major contracts for services and works by UN organization

AGENCY	Location of Supplier	Name of Contractor	Description of Services	# Contracts	Total Value of Contracts (USD)
<b>UNDP continued</b>					
	Viet Nam	Name withheld for security reasons*	Professional engineering services	1	276,964.34
	Viet Nam	ECOBA VIETNAM JOINT STOCK COMPANY	Professional engineering services	3	6,753,045.63
	Viet Nam	Ecovis STT Vietnam Co., Ltd.	Accounting and bookkeeping services	1	53,000.00
	Viet Nam	Name withheld for security reasons*	Business administration services	1	73,716.00
	Viet Nam	Name withheld for security reasons*	Business administration services	2	63,485.33
	Viet Nam	Name withheld for security reasons*	Community and social services	1	102,806.95
	Viet Nam	Name withheld for security reasons*	Statistics	1	540,609.23
	Viet Nam	Name withheld for security reasons*	Water resources development and oversight	1	43,380.82
	Yemen	Name withheld for security reasons*	Business administration services	1	52,770.00
	Yemen	Name withheld for security reasons*	Business administration services	1	40,000.00
	Yemen	Name withheld for security reasons*	Business administration services	1	34,200.00
	Yemen	Name withheld for security reasons*	Business administration services	1	30,940.00
	Yemen	Lapis	Graphic design	1	39,079.00
	Yemen	Name withheld for security reasons*	Business administration services	1	39,000.00
	Yemen	MAM International Corp.	Computer services	1	37,493.60
	Yemen	MASS CO ARTISTIC & ADVERTISING PRODUCTION	Graphic design	1	31,307.14
	Yemen	Name withheld for security reasons*	Building and facility maintenance and repair services	1	41,777.00
	Yemen	Name withheld for security reasons*	Business administration services	1	34,929.00
	Yemen	Name withheld for security reasons*	Business administration services	2	107,530.00
	Yemen	STALLION SECURITY COMPANY	Security and personal safety	2	128,233.00
	Zambia	ARMCOR SECURITY LIMITED	Security and personal safety	2	104,928.72
	Zambia	Atomem Enterprises Ltd	Nonresidential building construction services	1	53,944.49
	Zambia	Enterprise Solutions Ltd	Accounting and bookkeeping services	1	223,009.21
	Zambia	Name withheld for security reasons*	Business administration services	1	30,000.00
	Zambia	GLOBAL LOGISTICS	Transport services	1	105,478.70
	Zambia	IYLD MEDIA PRODUCTIONS	Graphic design	1	63,015.58
	Zambia	MEDICAL STORES LIMITED	Marketing and distribution	3	1,558,359.66
	Zambia	MTN BUSINESS SOLUTIONS LIMITED	Telecommunications media services	1	45,951.27
	Zambia	NEW HORIZON PRINTING PRESS	Reproduction services	4	660,518.44
	Zimbabwe	BEAUTY JJI	Business administration services	1	76,902.00
	Zimbabwe	CLEAN ME CLEAN (PVT) LIMITED	Building and facility maintenance and repair services	1	42,945.12
	Zimbabwe	COPY WORLD	Reproduction services	1	102,117.20
	Zimbabwe	DELMA PRINTERS	Reproduction services	2	206,436.16
	Zimbabwe	Digitron Business Systems	Computer services	1	279,140.00
	Zimbabwe	ERNST & YOUNG	Accounting and bookkeeping services	1	99,000.00
	Zimbabwe	Euro Health Group A/S	Comprehensive health services	1	178,473.00
	Zimbabwe	FIMA ENTERPRISES PVT LTD	Taxation	1	45,917.46
	Zimbabwe	J&P SECURITY	Security and personal safety	3	365,966.38
	Zimbabwe	Name withheld for security reasons*	Business administration services	1	53,532.28
	Zimbabwe	KPMG MANAGEMENT CONSULTING	Accounting and bookkeeping services	1	76,872.90
	Zimbabwe	NETS FOR AFRICA	Marketing and distribution	2	229,187.86
	Zimbabwe	PEARL PROPERTIES (2006) LTD T/A OYSTER	Real estate services	3	892,053.77
	Zimbabwe	Safecraft Enterprises Private Limited	Manufacturing support services	1	40,429.00
	Zimbabwe	SOUTHERN SKIES MEDICAL	Manufacturing support services	1	354,520.50
	Zimbabwe	TELONE	Information Technology Service Delivery	1	231,040.32
	Zimbabwe	Name withheld for security reasons*	Business administration services	1	31,965.80
<b>UNECA</b>					
	Ethiopia	Fere Constrution	Building and Facility Construction and Maintenance Services	1	32,156.17
	Ethiopia	Green Internation	Transportation and Storage and Mail Services	1	32,697.52
	Ethiopia	Mafer Plc	Building and Facility Construction and Maintenance Services	1	264,298.35
	Ethiopia	Name withheld for security reasons*	Building and Facility Construction and Maintenance Services	1	65,000.00
	Ethiopia	Paconet Media Plc	Editorial and Design and Graphic and Fine Art Services	1	39,324.45
	Ethiopia	RAMA CONSTRUCTION	Building and Facility Construction and Maintenance Services	1	942,477.30
	Ethiopia	Name withheld for security reasons*	Building and Facility Construction and Maintenance Services	1	274,665.94
	Ethiopia	UNITED PACKERS &	Transportation and Storage and Mail Services	1	33,302.04
	Italy	INTERTRADE INTERN	Building and Facility Construction and Maintenance Services	1	67,379.32
	South Africa	Netxactics Commun	Management, Business Professionals, Administrative Services	1	33,226.00
	United States of America	Citrix Systems In	Management, Business Professionals, Administrative Services	1	30,562.05
	United States of America	Communications De	Management, Business Professionals, Administrative Services	2	112,196.10
	United States of America	EBSCO INTERNATION	Management, Business Professionals, Administrative Services	1	102,379.72
<b>UNESCO</b>					
	Afghanistan	(SAVE) Serving Afghanistan with	Alternative educational systems	1	38,547.00
	Afghanistan	1TV	Manufacturing support services	1	67,500.00
	Afghanistan	Afghanistan Bright Stars Organizati	Printing	1	104,900.00
	Afghanistan	American University of Afghanistan	Specialized educational services	1	37,560.00
	Afghanistan	Ayna TV	Manufacturing support services	1	53,379.00
	Afghanistan	Baheer C.P CO.L	Printing	3	304,435.64
	Afghanistan	Dehkada Chap Co	Printing	1	53,998.00
	Afghanistan	Deputy Ministry of Technical, Vocat	Education and Training Services	1	54,791.00
	Afghanistan	Elena Advertisement Company	Manufacturing support services	1	103,500.00
	Afghanistan	First Access Group (Logistics Servi	Photographic services	1	94,500.00
	Afghanistan	IDG Security (Afghanistan) LIMITED	Humanitarian aid and relief	2	280,815.92
	Afghanistan	Kabul Effect Advertising Ser Co	Education and Training Services	1	267,464.00
	Afghanistan	Kabul Effect Advertising Ser Co	Photographic services	1	90,000.00
	Afghanistan	Ministry of Interior/Literacy Dept	Alternative educational systems	2	93,062.52
	Afghanistan	Ministry of Interior/Literacy Dept	Education and Training Services	2	151,033.00
	Afghanistan	Ministry of Interior/Literacy Dept	Printing	1	66,696.00
	Afghanistan	Ministry of Education, HRMU Dpt	Education and Training Services	1	64,000.00
	Afghanistan	Ministry of Education, HRMU Dpt	Educational institutions	1	61,000.00
	Afghanistan	Ministry of Education/Literacy Dept	Adult education	1	96,711.00
	Afghanistan	Negaah TV	Publishing	1	52,920.00
	Afghanistan	Noori Printing Press	Printing	1	54,686.00
	Afghanistan	Noori Printing Press	Publishing	1	47,850.00
	Afghanistan	Sareh Graphics	Reproduction services	1	45,675.00
	Afghanistan	Setare-e-Talash Printing press	Printing	1	33,250.00
	Afghanistan	Setare-e-Talash Printing press	Reproduction services	1	33,250.00
	Afghanistan	Shamshad TV	Manufacturing support services	1	49,500.00
	Afghanistan	Strengths Innovations	Printing	1	39,950.00
	Afghanistan	Universal Peace Consultancy Service	Photographic services	1	51,000.00
	Afghanistan	Zhawandoon TV	Manufacturing support services	1	67,500.00
	Albania	Theater TV Studio	Building and Facility Construction and Maintenance Services	1	30,000.00
	Argentina	OEI	Cultural heritage preservation or promotion services	1	46,154.00
	Australia	APIDAE DEVELOPMENT INNOVATIONS	Environmental advisory services	1	98,000.00
	Australia	Australian Institute of Marine Scie	Meetings events	1	30,000.00
	Australia	IN A BOX INNOVATIONS	Telecommunications media services	1	41,686.00
	Australia	International Arts Federation	Supply chain management	1	36,500.00
	Bangladesh	Friends In Village Development	Alternative educational systems	1	35,951.00
	Bangladesh	Name withheld for security reasons*	Commercial or industrial facility rental	1	34,369.82
	Bangladesh	National Academy for Educational	Educational guidance services	1	30,000.00
	Bangladesh	RDRS BANGLADESH	Alternative educational systems	2	72,356.00
	Barbados	UNDP UNITED NATIONS DEVELOPMENT	Business and corporate management consultation services	1	45,000.00
	Belgium	Name withheld for security reasons*	Financial and Insurance Services	1	1,025,490.68
	Belgium	Jardin Botanique National Belgique	Education and Training Services	1	50,000.00
	Belgium	SITA	Telecommunications media services	1	295,676.76
	Belgium	UNDP BRUSSELS	Commercial or industrial facility rental	1	91,869.75
	Belgium	Vlaams Instituut voor de Zee	Oceanography and hydrology	2	131,705.11
	Belize	National Institute of Culture and	Cultural heritage preservation or promotion services	1	33,700.00
	Bolivia (Plurinational State of)	Diagnosis S.R.L	Business and corporate management consultation services	1	35,000.00
	Bosnia and Herzegovina	NEBO Tours doo	Travel and Food and Lodging and Entertainment Services	1	32,339.72
	Brazil	Aca - Associacao Dos Amigos Da Cria	Software or hardware engineering	1	37,863.99
	Brazil	Acao Social Nossa Senhora Do Perp	Software or hardware engineering	1	63,302.23
	Brazil	Afma - Acao Social Comunitaria	Software or hardware engineering	1	63,833.41
	Brazil	Analise Final Pesquisa E Assessoria	Software or hardware engineering	1	91,368.00
	Brazil	Apae - Associacao De Pais E Amigos	Software or hardware engineering	1	73,026.01
	Brazil	Arx Producoes E Eventos Ltda - Me	Software or hardware engineering	1	42,372.88

\* For security and privacy reasons, the name of the contractor is not displayed when it includes the name of an individual.

AGENCY	Location of Supplier	Name of Contractor	Description of Services	# Contracts	Total Value of Contracts (USD)
UNESCO continued	Brazil	Associacao - Acao Mineira Para Educ	Software or hardware engineering	1	46,619.67
	Brazil	Associacao Beneficente Das Crianças	Software or hardware engineering	1	71,273.12
	Brazil	Associacao Beneficente Evangelica F	Software or hardware engineering	1	50,585.59
	Brazil	Associacao Brasileira Da Industria	Software or hardware engineering	1	100,959.11
	Brazil	Associacao Casa Das Artes De Educac	Software or hardware engineering	1	95,911.16
	Brazil	Associacao Comunitaria Sao Francisc	Software or hardware engineering	1	60,880.43
	Brazil	Associacao Comunitaria Serrana	Software or hardware engineering	1	37,654.03
	Brazil	Associacao Comunitaria, Cultural E	Software or hardware engineering	1	71,385.67
	Brazil	Associacao Cultural E Esportiva De	Software or hardware engineering	1	68,283.89
	Brazil	Associacao Cultural Esportiva Socia	Software or hardware engineering	1	63,455.04
	Brazil	Associacao Cultural, Musical E Arti	Software or hardware engineering	1	34,232.31
	Brazil	Associacao Da Escola De Samba Estud	Software or hardware engineering	1	38,795.07
	Brazil	Associacao De Amigos Da Orquestra	Software or hardware engineering	1	81,346.42
	Brazil	Associacao De Amigos Do Bairro Dom	Software or hardware engineering	1	82,154.27
	Brazil	Associacao De Amigos Do Bale De Cam	Software or hardware engineering	1	63,783.67
	Brazil	Associacao De Instrucao Popular E B	Software or hardware engineering	1	52,396.13
	Brazil	Associacao De Pais E Amigos Dos Exc	Software or hardware engineering	1	52,487.44
	Brazil	Associacao Dos Deficientes Fisicos	Software or hardware engineering	1	46,325.88
	Brazil	Associacao Dos Moradores Do Alto Da	Software or hardware engineering	1	80,790.40
	Brazil	Associacao Folclorica Tambor De Cri	Software or hardware engineering	1	51,939.76
	Brazil	Associacao Lar Do Nenen	Software or hardware engineering	1	79,251.63
	Brazil	Associacao Lar Joana Angelica	Software or hardware engineering	1	81,857.60
	Brazil	Associacao Matogrossense Dos Cegos	Software or hardware engineering	1	63,897.77
	Brazil	Associacao Para O Desenvolvimento D	Software or hardware engineering	1	43,728.40
	Brazil	Associacao Pirenense Para Protecao	Software or hardware engineering	1	77,955.83
	Brazil	Associacao Pro-Esporte E Cultura	Software or hardware engineering	1	69,135.90
	Brazil	Associacao Quintal Magico	Software or hardware engineering	1	31,081.70
	Brazil	Associacao Recreativa Cultural E Ar	Software or hardware engineering	1	69,798.73
	Brazil	Associacao Refugio Dos/As Meninos/A	Software or hardware engineering	1	73,282.03
	Brazil	Associacao Santa Clara	Software or hardware engineering	1	75,856.53
	Brazil	Associacao Saude Crianca Renascer	Software or hardware engineering	1	31,069.76
	Brazil	Associacao Serrana De Desenvolvimen	Software or hardware engineering	1	42,143.61
	Brazil	Associacao Socio - Cultural Companh	Software or hardware engineering	1	43,811.91
	Brazil	Associacao Sociocultural Sao Luis O	Software or hardware engineering	1	73,820.17
	Brazil	Attitude Cooperacao	Software or hardware engineering	1	30,990.41
	Brazil	Atlantica Hotels Internacional Bras	Travel and Food and Lodging and Entertainment Services	1	51,315.44
	Brazil	Casa De Cultura Ile Ase D Osoguia I	Software or hardware engineering	1	54,837.97
	Brazil	Casa Pequeno Davi	Software or hardware engineering	1	59,026.78
	Brazil	Centro Brasileiro Da Crianca E Do A	Software or hardware engineering	1	53,279.78
	Brazil	Centro De Apoio A Crianca	Software or hardware engineering	1	38,064.81
	Brazil	Centro De Defesa Dos Dir. Da Crianc	Software or hardware engineering	1	53,383.84
	Brazil	Centro De Integracao E Desenvolvime	Software or hardware engineering	1	63,087.17
	Brazil	Centro Familiar De Solidariedade No	Software or hardware engineering	1	44,052.03
	Brazil	Centro Proj Axe De Defesa E Prot A	Software or hardware engineering	1	82,154.27
	Brazil	Centro Social Mali Martin-Csmm	Software or hardware engineering	1	47,764.90
	Brazil	Channel Locacoes E Eventos Ltda - E	Travel and Food and Lodging and Entertainment Services	4	153,083.41
	Brazil	Cicb - Centro Internacional De Conv	Travel and Food and Lodging and Entertainment Services	1	136,923.78
	Brazil	City Service Seguranca Ltda	Software or hardware engineering	1	30,521.46
	Brazil	Clube De Maes Mariana	Software or hardware engineering	1	86,297.80
	Brazil	Clube De Maes Nossa Senhora Das Gra	Software or hardware engineering	1	47,193.07
	Brazil	Coffee Break Industria E Comercio D	Travel and Food and Lodging and Entertainment Services	1	45,641.26
	Brazil	Comite Para A Democratizacao Da Inf	Software or hardware engineering	1	77,955.83
	Brazil	Compliance Eventos E Producoes Ltda	Travel and Food and Lodging and Entertainment Services	1	34,528.90
	Brazil	Congregacao Redentorista	Software or hardware engineering	1	48,103.06
	Brazil	Conselho De Pais De Campos Sales	Software or hardware engineering	1	44,226.38
	Brazil	Cpti-Centro Promocional Tia Ileide	Software or hardware engineering	1	40,094.02
	Brazil	Df Turismo E Representacoes Ltda	Software or hardware engineering	2	182,565.04
	Brazil	Due Promocoes E Eventos Ltda	Travel and Food and Lodging and Entertainment Services	11	1,566,303.62
	Brazil	Espaco Progredir	Software or hardware engineering	1	65,746.53
	Brazil	Everest Rio Hotel S.A	Travel and Food and Lodging and Entertainment Services	1	80,745.41
	Brazil	Folguedo Producoes Artisticas E Eve	Software or hardware engineering	1	40,361.75
	Brazil	Forum De Desen. Sociocultural Da Re	Software or hardware engineering	1	79,066.02
	Brazil	Fundacao Bom Samaritano	Software or hardware engineering	1	81,287.09
	Brazil	Fundacao Carlos Chagas	Software or hardware engineering	1	150,669.64
	Brazil	Fundacao Coordenacao De Projetos, P	Software or hardware engineering	1	84,745.76
	Brazil	Fundacao De Assistencia Social Betu	Software or hardware engineering	1	43,743.03
	Brazil	Fundacao Viver Com Dignidade	Software or hardware engineering	1	91,400.99
	Brazil	Gestao Venturi Consultoria Em Pesqu	Software or hardware engineering	1	63,281.64
	Brazil	Global Languages Comun Corpor Serv	Written translation services	1	44,491.53
	Brazil	Grafica E Editora Qualyta Ltda	Printing	2	91,611.63
	Brazil	Griffo Servicos Gerais Ltda - Epp	Software or hardware engineering	4	130,878.89
	Brazil	Grupo Arte-E-Ria Teatro E Danca	Software or hardware engineering	1	49,224.10
	Brazil	Grupo Comunitario Semente Da Espera	Software or hardware engineering	1	72,573.26
	Brazil	Grupo Cultural Afro Reggae	Software or hardware engineering	1	82,154.27
	Brazil	Grupo Cultural Baguncacao	Software or hardware engineering	1	75,719.33
	Brazil	Name withheld for security reasons*	Software or hardware engineering	1	33,215.06
	Brazil	Hotels Everest S.A.	Travel and Food and Lodging and Entertainment Services	1	73,290.84
	Brazil	Imagina Filmes Ltda - Me	Software or hardware engineering	1	48,780.49
	Brazil	Inspire Gestao Cultural Ltda	Software or hardware engineering	1	35,838.60
	Brazil	Instituicao De Caridade Lar Paulo D	Software or hardware engineering	1	72,277.50
	Brazil	Instituicao Espirita Casa Da Frater	Software or hardware engineering	1	36,871.47
	Brazil	Instituto Central De Cidadania - Ic	Software or hardware engineering	1	43,596.53
	Brazil	Instituto Ciranda - Musica E Cidadã	Software or hardware engineering	1	61,843.90
	Brazil	Instituto Comunitario Baixada Maran	Software or hardware engineering	1	74,669.10
	Brazil	Instituto Espirita Nosso Lar	Software or hardware engineering	1	65,417.27
	Brazil	Instituto Feijo Acre	Software or hardware engineering	1	69,785.49
	Brazil	Instituto Ilhas Do Brasil	Software or hardware engineering	1	88,029.01
	Brazil	Name withheld for security reasons*	Software or hardware engineering	1	56,626.86
	Brazil	Name withheld for security reasons*	Software or hardware engineering	1	72,853.42
	Brazil	Instituto Peabiru	Software or hardware engineering	1	82,153.96
	Brazil	Instituto Pro-Educacao E Saude	Software or hardware engineering	1	70,865.43
	Brazil	L Fontes Empreendimentos Ltda Me.	Travel and Food and Lodging and Entertainment Services	1	36,279.29
	Brazil	Lar Assistencial Maria De Nazare	Software or hardware engineering	1	68,461.89
	Brazil	Me Gusta Filmes Ltda-Me	Software or hardware engineering	1	47,729.34
	Brazil	Medeiros & Medeiros Civil E Montage	Software or hardware engineering	1	148,325.64
	Brazil	Name withheld for security reasons*	Software or hardware engineering	1	30,287.73
	Brazil	Nucleo Socio-Cultural Semente Do Am	Software or hardware engineering	1	64,948.43
	Brazil	Obras Comunitarias Da Diocese De Ti	Software or hardware engineering	1	38,703.79
	Brazil	Observatorio De Favelas Do Rio De J	Software or hardware engineering	1	82,154.27
	Brazil	Ong Cultivar	Software or hardware engineering	1	57,236.42
	Brazil	Posto De Puericultura Suzanne Jacob	Software or hardware engineering	1	61,236.88
	Brazil	Prime Bureau De Negocios Ltda - Me	Travel and Food and Lodging and Entertainment Services	2	151,077.67
	Brazil	Projeto Educacional De Conscientiza	Software or hardware engineering	1	81,528.53
	Brazil	Name withheld for security reasons*	Software or hardware engineering	1	48,977.99
	Brazil	Raiz Consultoria E Projetos Ltda	Software or hardware engineering	1	48,152.19
	Brazil	Semina Produtos Educativos E Servic	Software or hardware engineering	1	31,839.92
	Brazil	Sociedade De Assistencia As Familia	Software or hardware engineering	1	53,865.81
	Brazil	Sociedade Filarmonica Lira Popular	Software or hardware engineering	1	93,476.73
	Brazil	Sociedade Recreativa E Cultural Fil	Software or hardware engineering	1	54,189.87
	Brazil	Sorri-Bauru	Software or hardware engineering	1	53,204.23
	Brazil	Sudoeste Servicos Graficos Ltda Me	Software or hardware engineering	1	30,762.71
	Brazil	Sun & Tour Viagens E Eventos Ltda E	Travel and Food and Lodging and Entertainment Services	1	32,301.65
	Brazil	Teixeira Grafica E Editora Ltda.	Printing	1	75,049.78
	Brazil	Teller Equipamentos Ltda.	Software or hardware engineering	1	37,156.55
	Brazil	The Raldo Estudio De Arte E Propaga	Software or hardware engineering	1	68,114.51

\* For security and privacy reasons, the name of the contractor is not displayed when it includes the name of an individual.

2013 | Major contracts for services and works by UN organization

AGENCY	Location of Supplier	Name of Contractor	Description of Services	# Contracts	Total Value of Contracts (USD)
<b>UNESCO continued</b>					
Brazil		Transforme - Acoes Sociais E Humani	Software or hardware engineering	1	62,919.67
Brazil		Tudo Em Transporte Editora Ltda	Travel and Food and Lodging and Entertainment Services	1	71,819.82
Brazil		Up Back Terceirizacao De Atividades	Travel and Food and Lodging and Entertainment Services	2	82,611.85
Brazil		Zaylecbrasil Servico De Pesquisa Lt	Engineering and Research and Technology Based Services	1	518,220.34
Burkina Faso		BURKINA FASO NATIONAL COMMISSION	Education and Training Services	1	50,630.00
Côte d'Ivoire		COTE D'IVOIRE NATIONAL COMMISSION	Education and Training Services	1	31,000.00
Côte d'Ivoire		ENSEA ECOLE NATIONALE SUPERIEURE	Community and social services	1	45,846.00
Cabo Verde		CAPE VERDEAN NAT COM FOR UNESCO	Culture	1	41,293.00
Cabo Verde		CAPE VERDEAN NAT COM FOR UNESCO	Public administration and finance services	1	34,000.00
Cambodia		DEPARTMENT OF NON-FORMAL EDUCATION	Education and Training Services	1	68,984.00
Cambodia		Ministry of Education, Youth and Sp	Education and Training Services	2	94,191.00
Canada		Diners Club International	Hotels and motels and inns	1	47,100.92
Canada		The University of British Columbia	Meetings events	1	75,052.50
Canada		UDM (Rent & Other)	Commercial or industrial facility rental	15	592,248.12
Canada		UNIVERSALIA MANAGEMENT GROUP LIMITE	Management advisory services	1	52,910.00
Canada		War Child Canada	Educational institutions	1	49,909.00
Chile		Asesorias y Servicios Grupo	Business and corporate management consultation services	1	45,725.64
Chile		Clean Expert Limpieza Integral	General building and office cleaning and maintenance services	1	37,246.20
Chile		ClioDinamica AsesorA-as	Business and corporate management consultation services	1	45,805.07
Chile		CORPORACION PROGRAMA INTER-	Business and corporate management consultation services	1	30,000.00
Chile		Corporacion de Derecho Privado	Personnel recruitment	1	57,128.30
Chile		graficAnimada Limitada	Business and corporate management consultation services	1	30,000.00
Chile		HATCH INGENIEROS Y CONSULTORES LTDA	Regional or location studies for projects	1	93,197.00
Chile		Majo Producciones SPA	Meetings events	1	119,997.62
Chile		PPI CHILE SEGURIDAD LTDA.	Security guard services	1	107,886.62
Chile		PUC PONTIFICIA UNIVERSIDAD	Community and social services	2	73,375.00
Chile		Textos y Talleres Alfredo Vicente	Business and corporate management consultation services	1	70,000.00
Chile		Turismo Costanera Limitada	Passenger transport	2	74,565.00
Chile		UNIVERSIDAD DE CHILE	Business and corporate management consultation services	1	58,000.00
Chile		Universidad de la Frontera	Business and corporate management consultation services	1	88,559.52
Chile		UNIVERSIDAD DIEGO PORTALES	Business and corporate management consultation services	1	147,606.00
China		Ai Te Bo Travel Service Co Ltd	Passenger air transportation	1	135,276.72
China		Beijing Housing Service	Commercial or industrial facility rental	3	175,487.38
China		CISTRAT c/o Chinese Academy of	Meetings events	1	32,000.00
China		Inpress International Public Relati	Public relations and professional communications services	1	30,000.00
China		NATCOM OF THE OF THE PEOPLE's	Meetings events	1	40,000.00
Costa Rica		Name withheld for security reasons*	Hotels and lodging and meeting facilities	1	37,000.00
Croatia		Hrvatski Geoloski Institut	Environmental management	1	42,850.00
Croatia		Sveuciliste u Zagrebu, Geotehnicki	Environmental management	1	35,812.70
Croatia		UNILINE d.o.o.	Travel and Food and Lodging and Entertainment Services	1	35,202.06
Cuba		ALL WAYS TRAVEL S.A.	Humanitarian Aid, Mine Action and Rural Development Services	1	42,000.00
Cuba		OFICINA DEL HISTORIADOR DE LA	Culture	2	362,647.04
Czech Republic		GEMA ART GROUP a.s.	Cultural heritage preservation or promotion services	1	1,008,423.00
Democratic Rep. of the Congo		CICOS	Water resources development and oversight	1	31,926.80
Democratic Rep. of the Congo		GENERAL CONSTECH SPRL	Building construction management	1	106,033.27
Democratic Rep. of the Congo		GRAND HOTEL KINSHASA	Management, Business Professionals, Administrative Services	1	65,000.00
Democratic Rep. of the Congo		SOCIETE DE GENIE, GESTION IMMOBILIE	Building and Facility Construction and Maintenance Services	1	31,190.00
Democratic Rep. of the Congo		UNDP KINSHASA CONGO	Public administration	1	36,008.47
Denmark		Phoenix Design Aid A/S	Reproduction services	2	99,117.56
Dominican Republic		Inverplata S.A	Banquet and catering services	1	31,209.71
Ecuador		FONDO AMBIENTAL NACIONAL	Personnel recruitment	1	30,000.00
Egypt		AFCA for Arts and Culture	Culture	1	31,466.00
Equatorial Guinea		AFRICAN OBSERVATORY FOR SCIENCE	Professional engineering services	1	45,006.71
Ethiopia		Benishangul Gumuz Regional State	Educational institutions	1	47,493.40
Ethiopia		Ethiopian Institute of Agricultural	Education and Training Services	1	34,000.00
Ethiopia		Ministry of Women, Children and	Community and social services	1	74,765.00
Ethiopia		UNECA	Commercial or industrial facility rental	1	51,915.39
Ethiopia		UNECA	Real estate services	1	39,885.58
Fiji		The University of South Pacific	Cultural heritage preservation or promotion services	1	50,000.00
France		ACTUALYS	Computer services	1	32,808.63
France		ALTER WAY SOLUTIONS	Internet services	1	64,993.43
France		AMERICAN EXPRESS CARTE FRANCE	Passenger transport	6	296,999.17
France		Atelier ADJ	Relocation services	1	35,388.70
France		CAPA ENTREPRISES	Management, Business Professionals, Administrative Services	1	35,968.74
France		Cornerstone onDemand	Computer services	2	461,871.75
France		Cour des Comptes	Audit services	1	351,479.00
France		CPCU	District heating	1	1,290,491.37
France		CTIP CONSEIL	Management, Business Professionals, Administrative Services	1	30,655.92
France		CULLIGAN AQUA TECHNOLOGIES SERVICES	Building maintenance service	1	145,609.90
France		DEF	Safety and security system installation services	2	248,806.98
France		Delegation de Palestine auprA's de	Community and social services	1	32,220.94
France		Derichebourg Energie	Building and facility maintenance and repair services	1	179,676.64
France		Derichebourg Energie	Building maintenance service	1	377,474.12
France		DERICHEBOURG ENVIRONNEMENT REVIVAL	Refuse disposal and treatment	1	74,165.72
France		DG PLAFONDS SUSPENDUS	Building maintenance service	1	37,113.53
France		EAU DE PARIS EPIC	Water distribution management	1	135,788.26
France		EDF	Electric utilities	1	1,140,248.56
France		EGOSCREEN	Computer services	1	32,633.15
France		ESJ Pro	Law enforcement vocational training services	1	37,881.00
France		ETAIR IDF	Cultural heritage preservation or promotion services	1	68,839.47
France		GAMMES Couleurs Productions	Education and Training Services	1	38,477.14
France		GRAS SAVOYE	Insurance and retirement services	1	44,391.89
France		GTIE Air A5 Défense	Building maintenance service	1	73,819.43
France		ICA	Community and social services	1	50,000.00
France		Icone Production	Audio visual services	1	34,630.61
France		ISSC-INTL SOCIAL SCIENCE COUNCIL	Personnel recruitment	1	50,000.00
France		JARDIN DES MARQUES	Public relations and professional communications services	1	51,434.12
France		KONICA MINOLTA BUSINESS	Photocopier rental or leasing service	3	143,053.96
France		Name withheld for security reasons*	Personnel recruitment	1	40,825.26
France		MARIETTA	Building maintenance service	1	83,426.04
France		MH Design	Layout or graphics editing services	1	30,122.58
France		Name withheld for security reasons*	Printing	1	54,569.00
France		MICROSOFT FRANCE SAS	Computer services	1	71,392.41
France		MONDECA	Computer services	1	98,887.37
France		ORANGE	Telecommunications media services	1	347,525.90
France		OTIS	Elevator installation maintenance and repair service	2	197,891.65
France		PINSON PAYSAGE	Garden planting or maintenance services	1	68,411.02
France		SALANS ET ASSOCIES	International relations and cooperation	1	40,000.00
France		SAP FRANCE S.A.	Computer services	2	323,800.44
France		SFR Business Team	Telecommunications media services	1	209,205.98
France		SNAISO	Computer services	1	31,794.02
France		SNEF	Building maintenance service	1	39,353.73
France		SPIE COMMUNICATIONS	Infrastructure maintenance and repair services	1	43,969.72
France		STANLEY Security France - Rés.Nisc	Building and facility maintenance and repair services	1	40,121.90
France		STEM PROPRETE	General building and office cleaning and maintenance services	1	1,197,237.36
France		SUDAC AIR SERVICES	Construction machinery and equipment rental or leasing services	1	43,673.19
France		SUNFLO	Reproduction services	1	31,189.08
France		TEP	General building and office cleaning and maintenance services	1	1,019,922.38
France		UNESCO - JCU	Public administration	1	135,500.52
France		UNION TECHNIQUE DU BATIMENT	Building maintenance service	2	264,633.22
France		VERIZON France	Telecommunications media services	1	55,120.84
France		WAN-IFRA	Community and social services	1	31,250.00
France		XEROX	Photocopier rental or leasing service	1	30,019.73
France		XEROX FINANCIAL SERVICES	Office equipment rental or leasing services	3	626,720.75
Gambia		Ministry of Basic	Education and Training Services	1	89,000.00

\* For security and privacy reasons, the name of the contractor is not displayed when it includes the name of an individual.



AGENCY				Total Value of
Location of Supplier	Name of Contractor	Description of Services	# Contracts	Contracts (USD)
UNESCO continued				
Germany	BRR Bildhaueratelier Rest. & Rek	Cultural heritage preservation or promotion services	1	48,000.00
Germany	UNITED NATIONS VOLUNTEERS	Building maintenance service	2	72,220.93
Germany	UniversitÄt Hamburg	Commercial or industrial facility rental	4	194,638.59
Germany	Westtours Reisen	Passenger air transportation	1	33,769.62
Ghana	COCONUT GROVE BEACH RESORT	Hotels and motels and inns	2	97,885.58
Ghana	INDEPTH NETWORK	Community and social services	1	80,000.00
Ghana	Intelligence Nature International	Environmental management	1	97,900.00
Ghana	PAN AFRICAN TEACHERS' CENTRE	Education and Training Services	1	49,960.00
Ghana	SATGURU TRAVEL AND TOURSIM	Passenger air transportation	1	43,519.00
Gibraltar	TOYOTA GIBALTAR STOCKHOLDINGS LTD	Vehicle maintenance and repair services	1	31,202.27
Greece	MIO-ECSD E	Water resources development and oversight	1	44,650.00
Guatemala	Name withheld for security reasons*	Commercial or industrial facility rental	1	36,480.00
Guinea	DNEC Direction Nationale de l	Educational institutions	2	113,000.00
Haiti	COMMISSION NATIONALE HAÄTIENNE	Information services	1	100,000.00
Haiti	Entreprise Pymhon	Building and Facility Construction and Maintenance Services	2	191,477.80
Haiti	Institut de Sauvegarde du Patrimoin	Culture	1	40,000.00
India	Name withheld for security reasons*	Environmental Services	1	33,384.00
Indonesia	Name withheld for security reasons*	Education and Training Services	1	34,999.00
Indonesia	Name withheld for security reasons*	Building and Facility Construction and Maintenance Services	1	33,309.99
Indonesia	FORDA - Forestry Research and	Forestry conservation services	1	37,883.16
Indonesia	Indonesian National Commission for	Education and Training Services	1	30,000.00
Indonesia	INFOMETRO MEDIATAMA,	Reproduction services	1	44,401.50
Indonesia	OIC Orangutan Information Centre	Forestry conservation services	1	31,853.57
Indonesia	PT. BAYU BUANA, Tbk	Education and Training Services	1	61,942.00
Indonesia	PT.HOTEL BUMIKARSA BIDAKARA	Meetings events	1	32,175.26
Indonesia	SAPDA (SENTRA ADVOKASI PEREMPUAN,	Meetings events	1	37,842.00
Indonesia	SMK NEGERI 3 DENPASAR	Education and Training Services	1	40,278.03
Indonesia	Name withheld for security reasons*	Disaster preparedness and relief	1	30,258.35
Indonesia	Name withheld for security reasons*	Security guard services	1	34,356.12
Iraq	Name withheld for security reasons*	Building and Facility Construction and Maintenance Services	1	46,000.00
Iraq	ALAJEMA for General Contracting Co	Nonresidential building construction services	1	140,850.00
Iraq	BRIA GENERAL CONTRACTING COMPANY	Educational institutions	1	85,736.00
Iraq	SAAD CONFERENCE CENTER	Hotels and lodging and meeting facilities	1	44,605.00
Italy	ACEGAS-APS S.p.A.	Water distribution management	2	92,257.77
Italy	AKRIBERIA	Culture	1	37,068.70
Italy	ALFIER COSTRUZIONI SRL	Culture	1	56,349.33
Italy	ARS PROGETTI	Architectural engineering	1	49,700.00
Italy	Azienda Territoriale per l'Edilizia	Commercial or industrial facility rental	1	37,008.36
Italy	BV Assicurazioni & Servizi S.r.l	Insurance and retirement services	3	193,482.27
Italy	Canon Italia S.p.A.	Photocopier rental or leasing service	1	42,186.70
Italy	CINECA	Data processing or preparation services	1	32,722.50
Italy	Consorzio GARR	Telecommunications media services	1	44,699.90
Italy	Esatto S.p.A. Tarsu - Trieste	Utilities	1	33,826.28
Italy	ESTENERGY S.p.A.	Electric utilities	3	861,906.42
Italy	Euro & Promos FM Soc. Coop. p.a.	Building maintenance service	4	325,403.02
Italy	Euro & Promos FM Soc. Coop. p.a.	General building and office cleaning and maintenance services	2	110,327.03
Italy	Extend Srl	Meetings events	1	35,541.04
Italy	IGES	Building and Facility Construction and Maintenance Services	1	59,863.98
Italy	In Mensa S.r.l.	Hotels and motels and inns	1	32,307.69
Italy	INARCASSA - Cassa Nazionale	Commercial or industrial facility rental	2	756,300.19
Italy	ISMB	Education and Training Services	1	38,930.87
Italy	Laboratorio per l'Immaginario Scien	Meetings events	1	45,163.19
Italy	LARES - LAVORI DI RESTAURO srl	Culture	1	37,887.84
Italy	OPEN SERVICE SRL	General building and office cleaning and maintenance services	1	35,080.93
Italy	Pulitecnica Friulana S.r.l.	General building and office cleaning and maintenance services	3	275,717.77
Italy	R.I.M.A.CO.	Elevator installation maintenance and repair service	1	155,690.89
Italy	Ricoh Italia S.r.l.	Photocopier rental or leasing service	2	86,700.14
Italy	Schiavone Costruzioni srl	Building maintenance service	1	107,292.83
Italy	SINCROTRONE TRIESTE S.C.P.A.	Professional engineering services	1	103,305.75
Italy	SISSA	Professional engineering services	1	76,727.15
Italy	Studio arch. ANDREA BRUNO	Cultural heritage preservation or promotion services	1	30,120.00
Italy	Telecom Italia S.p.A.	Telecommunications media services	1	36,649.20
Italy	Telecom Italia S.p.A.	Telecommunications media services	1	60,767.64
Italy	TERGESTUM S.r.l.	Hotels and motels and inns	1	38,801.23
Italy	Venetian Heritage Onlus	Other Services	1	38,314.20
Jamaica	African Caribbean Institute of Jama	Cultural heritage preservation or promotion services	1	33,700.00
Jamaica	JAMAICA NATIONAL COMMISSION	Commercial or industrial facility rental	1	42,041.00
Japan	International Research for Intangib	Education and Training Services	1	46,943.00
Japan	NRICPT	Building and Facility Construction and Maintenance Services	1	63,164.00
Japan	UNU - UNITED NATIONS UNIVERSITY	Meetings events	1	51,487.48
Japan	WASEDA UNIVERSITY	Building and Facility Construction and Maintenance Services	1	327,479.00
Japan	WASEDA UNIVERSITY	Cultural heritage preservation or promotion services	2	105,485.00
Jordan	Name withheld for security reasons*	Employment	2	68,895.33
Jordan	Name withheld for security reasons*	Commercial or industrial facility rental	1	60,883.20
Jordan	Elite Home for Commercial Agencies	Building and Facility Construction and Maintenance Services	1	40,000.00
Jordan	G4S SECURE SOLUTIONS INT. JORDAN	Socio political conditions	1	35,593.20
Jordan	Jordan Media Institute	Education and Training Services	1	32,485.88
Jordan	KEMPINSKI HOTEL AMMAN	Hotels and lodging and meeting facilities	1	43,123.74
Jordan	LANDMARK AMMAN HOTEL	Hotels and motels and inns	1	45,874.38
Jordan	MADAR SYSTEMS COMPANY	Business and corporate management consultation services	1	44,100.00
Jordan	Name withheld for security reasons*	Building and Facility Construction and Maintenance Services	1	30,264.00
Jordan	NATIONAL CENTER FOR HUMAN	Meetings events	1	33,984.00
Jordan	Plaza Holidays for travel and Touri	Transportation and Storage and Mail Services	1	50,868.64
Jordan	SOC STARS ORBIT CONSULTANTS AND	Education and Training Services	2	61,388.00
Kazakhstan	Kazakhstan National Federation of	Education and Training Services	1	33,000.00
Kazakhstan	UNDP Kazakhstan	Commercial or industrial facility rental	2	68,286.85
Kenya	Bon Borehole Drillers	Water resources development and oversight	1	71,556.35
Kenya	Export-Hydro Pump & Services	Water resources development and oversight	1	30,551.41
Kenya	EXPRESS TRAVEL GROUP LTD	Passenger air transportation	1	55,793.42
Kenya	UNION UNITED NATIONS OFFICE AT NAIRO	Commercial or industrial facility rental	2	192,307.00
Kenya	UNION UNITED NATIONS OFFICE AT NAIRO	Transportation and Storage and Mail Services	1	33,775.00
Kuwait	UNAMI UNITED NATIONS ASSISTANCE	Hotels and lodging and meeting facilities	1	63,812.00
Kyrgyzstan	Kloop Media Foundation	Rural development	1	45,000.00
Lebanon	PROTECTRON	Security and personal safety	1	41,580.00
Liberia	FINN CHURCH AID FOUNDATION	Educational institutions	1	85,301.50
Libya	Alkhaima Tourism Services	Meetings events	1	48,944.62
Luxembourg	IMPRIMERIE CENTRALE	Reproduction services	2	68,371.95
Malaysia	BENDAHARI UNIVERSITI KEBANGSAAN	Meetings events	1	39,330.00
Mali	BLOCKED see vendor 202011.	Education and Training Services	1	76,000.00
Mali	DNPC DIRECTION NATIONALE DU	Historic sites or monuments protection services	1	34,282.00
Malta	Gutenberg Press Limited	Reproduction services	1	64,828.52
Malta	Palm City Ltd	Commercial or industrial facility rental	3	159,370.70
Mauritania	générale de bâtiment et travaux pub	Building and Facility Construction and Maintenance Services	1	41,864.90
Mauritania	Parc National du Banc d'Arguin	Meetings events	1	44,348.48
Mauritius	InterContinental Mauritius Resort	Management, Business Professionals, Administrative Services	1	44,485.00
Mongolia	MONGOLIAN NATCOM FOR UNESCO	Environmental Services	1	42,000.00
Morocco	STRADOM GARDIENNAGE	Security and personal safety	1	38,699.16
Morocco	STRADOM GARDIENNAGE	Security guard services	1	30,047.22
Mozambique	Name withheld for security reasons*	Management, Business Professionals, Administrative Services	1	49,057.00
Namibia	Enhancing Heritage Resources	Culture	1	33,841.71
Namibia	Otjondzjupa Regional Council	Meetings events	1	38,800.00
Netherlands	LEIDEN UNIVERSITY	Cultural heritage preservation or promotion services	1	33,434.00
Netherlands	LEIDEN UNIVERSITY	Culture	1	30,799.00
New Caledonia	Conservatoire des Espaces Naturels	Cultural heritage preservation or promotion services	1	53,800.00
Niger	AGENCE DE PROMOTION DES ENTREPRISES	Culture	1	35,326.00

\* For security and privacy reasons, the name of the contractor is not displayed when it includes the name of an individual.

2013 | Major contracts for services and works by UN organization

AGENCY	Location of Supplier	Name of Contractor	Description of Services	# Contracts	Total Value of Contracts (USD)
<b>UNESCO continued</b>					
	Niger	CENTRE REGIONAL AGRHYMET	Oceanography and hydrology	1	76,000.00
	Niger	COMM. NATIONALE NIGERIENNE	Education and Training Services	1	68,800.00
	Nigeria	NIGERIAN NAT.COM FOR UNESCO	Education and Training Services	1	37,500.00
	Oman	Name withheld for security reasons*	Building and Facility Construction and Maintenance Services	1	30,991.00
	Pakistan	MIDAS COMMUNICATION (PVT) LTD	Public relations and professional communications services	1	30,744.00
	Pakistan	MOTO TO EMPOWER HEALTH,ED & RIGHTS	Community and social services	1	58,950.00
	Pakistan	REFLECDEA (PVT) LIMITED	Printing	1	41,611.69
	Pakistan	Name withheld for security reasons*	Educational institutions	1	87,016.84
	Pakistan	TOURISM PROMOTION SERVICES	Commercial or industrial facility rental	2	190,854.00
	Papua New Guinea	National Youth Commission of Papua	Demographic studies	1	30,000.00
	Peru	Orient Express Peru S.A.	Meetings events	1	35,138.00
	Peru	FACT Peru	Personnel recruitment	1	30,261.00
	Philippines	PHI Rural Reconstruction Movement	Disaster preparedness and relief	1	35,404.64
	Philippines	PHILIPPINES NAT.COM FOR UNESCO	Cultural heritage preservation or promotion services	1	39,318.00
	Qatar	ALJAZEERA MEDIA NETWORK	Labor training or development	2	60,000.00
	Qatar	LA CIGALE HOTEL	Meetings events	1	49,989.15
	Republic of Korea	Korea Institute of Child Care and	Meetings events	1	45,000.00
	Republic of Korea	SUSTAINABLE ENVIRONMENTAL EDUCATION	Meetings events	1	30,000.00
	Russian Federation	Global Security LLC CHOP	Security and personal safety	1	80,679.12
	Russian Federation	OOO "Kirill i Medofidy"	Training facilitation service	1	31,007.75
	Russian Federation	Russian Committee of the	Cultural heritage preservation or promotion services	1	35,197.00
	Russian Federation	University of Management "TISBI"	Meetings events	1	35,000.00
	Saint Kitts and Nevis	SAINT KITTS & NEVIS NAT.COMM	Environmental Services	1	39,094.00
	Samoa	BLUESKY SAMOA	Telecommunications media services	1	30,000.00
	Samoa	NATIONAL UNIVERSITY OF SAMOA	Education and Training Services	1	30,000.00
	Samoa	Name withheld for security reasons*	Commercial or industrial facility rental	1	38,085.98
	Senegal	FASTEF	Management education and training services	1	33,377.45
	Senegal	Hotel des Almadies	Meetings events	1	40,102.38
	Senegal	Name withheld for security reasons*	Education and Training Services	1	30,247.47
	Senegal	Institut Panos	Other Services	1	50,000.00
	Senegal	SENELEC	Electric utilities	1	68,743.53
	Senegal	SHB Novotel Dakar	Management, Business Professionals, Administrative Services	1	35,338.41
	Senegal	SONATEL	Local and long distance telephone communications	1	67,441.51
	Senegal	VIGASSISTANCE	Security and personal safety	1	116,231.83
	Serbia	EI COM Prizren	Culture	1	144,007.50
	Serbia	Koto d.o.o. Beograd	Culture	1	196,863.00
	Sierra Leone	SIERRA LEONE NATIONAL COMM	Meetings events	1	36,925.00
	Singapore	NIE International Pte Ltd	Professional engineering services	1	36,000.00
	Slovenia	Name withheld for security reasons*	Architectural engineering	1	62,140.39
	Solomon Islands	SOLOMON ISLANDS NATIONAL COMMISSION	Education and Training Services	1	33,780.00
	South Africa	Gala Star CC Brand Owsome	Meetings events	1	30,367.77
	South Africa	Krasnapolsky Hotels (PTY)	Meetings events	1	33,599.80
	South Africa	TURNERS CONFERENCES & CONVENTIONS	Meetings events	1	82,891.30
	South Africa	World Food Programme	Commercial or industrial facility rental	1	50,000.00
	South Africa	World Food Programme	Meetings events	1	149,870.67
	South Sudan	EQUATORIA HOLDING CO	Motive and electrical power generation equipment maintenance and repair	1	35,000.00
	South Sudan	GRAND HOTEL JUBA Ltd	Hotels and lodging and meeting facilities	1	69,034.00
	South Sudan	Intra-Africa LTD	Hotels and lodging and meeting facilities	1	47,890.00
	Spain	IXIAM GLOBAL SOLUTIONS S.L.U.	Computer services	1	32,220.95
	Spain	PILDoLabs (PiDoConsulting S.L.)	Education and Training Services	1	31,195.54
	Palestine (State of)	Name withheld for security reasons*	Cultural heritage preservation or promotion services	1	33,990.00
	Palestine (State of)	Islamic Awqaf Administration	Humanitarian Aid, Mine Action and Rural Development Services	1	72,000.00
	Palestine (State of)	SPECTRA CONTRACTING COMPANY	Cultural heritage preservation or promotion services	1	64,727.00
	Sweden	Andante - tools for thinking AB	Business and corporate management consultation services	1	35,000.00
	Switzerland	CAB SERVICES AG	Internet services	1	30,645.00
	Switzerland	International Labour Organization	Humanitarian Aid, Mine Action and Rural Development Services	1	33,744.16
	Switzerland	International Sava River Basin Comm	Water resources development and oversight	1	38,952.77
	Switzerland	WORLD METEOROLOGICAL ORGANIZATION	Humanitarian Aid, Mine Action and Rural Development Services	1	61,657.00
	Thailand	American Express (Thai) Co.,Ltd.	Passenger air transportation	1	42,105.29
	Thailand	American Express (Thai) Co.,Ltd.	Passenger transport	1	36,904.22
	Thailand	Benchasiri Park Property Co., Ltd.	Hotels and motels and inns	1	32,239.08
	Thailand	METROPOLITAN ELECTRICITY AUTHORITY	Electric utilities	1	42,650.00
	Thailand	Office of the Non-Formal and	Alternative educational systems	1	40,000.00
	Thailand	SEA TOURS CO LTD	Passenger air transportation	2	61,865.94
	Thailand	TCC HOTEL COLLECTION CO	Hotels and lodging and meeting facilities	1	69,251.91
	Fmr Yugoslav Rep. Macedonia	MACEDONIA NATIONAL COMMISSION	Labor training or development	1	48,257.28
	Timor-Leste	Ministry of Education Timor Leste	Nonresidential building construction services	1	48,775.00
	Togo	TOGO NAT. COM. FOR UNESCO	Education and Training Services	1	43,960.93
	Trinidad and Tobago	Trinidad and Tobago Film Festival	Community and social services	1	42,232.87
	Tunisia	Institut Arabe des DH	Vocational training	1	43,410.00
	Turkey	Name withheld for security reasons*	Cultural heritage preservation or promotion services	1	2,206,360.00
	Uganda	Lake Victoria Serena Resort	Meetings events	1	40,489.64
	Uganda	MANGO TREE EDUCATION ENTERPRISES	Community and social services	1	108,796.00
	Ukraine	Ukraine Conference Service Centre	Meetings events	1	45,464.18
	United Kingdom	AMAR INTERNATIONAL CHARITABLE	Alternative educational systems	1	275,000.00
	United Kingdom	Earthprint Ltd	Transportation and Storage and Mail Services	1	88,950.39
	United Kingdom	Education for Change Ltd.	Project management	1	237,550.00
	United Kingdom	Information is Beautiful Studio LLP	Planning or layout of graphic production	1	43,410.92
	United Kingdom	Rebanks Consulting Limited	Cultural heritage preservation or promotion services	1	57,998.55
	United Kingdom	RM WETLANDS & ENVIRONMENT LTD	Environmental Services	1	34,725.33
	United Kingdom	The University of Manchester	Meetings events	1	35,000.00
	United Republic of Tanzania	ECOMRESEARCH GROUP LTD	Telecommunications media services	1	123,140.00
	United Republic of Tanzania	Tanzania Institute of Education	Meetings events	1	40,000.00
	United States of America	Community Systems Foundation (CSF)	Computer services	1	38,634.00
	United States of America	FHI Development 360	Planning or layout of graphic production	1	37,774.00
	United States of America	NATURE AMERICA INC	Educational institutions	1	582,300.00
	United States of America	SEARCH FOR COMMON GROUND	Telecommunications media services	1	41,630.00
	United States of America	SWA Group	Rural development	1	49,999.00
	United States of America	The Research Corporation of the	Earth science services	1	163,961.00
	United States of America	Theolonious Monk Institute	Meetings events	1	110,000.00
	United States of America	UNOPS - United Nations Office	Humanitarian Aid, Mine Action and Rural Development Services	1	68,181.00
	United States of America	Wyatt Brand, Inc.	Audio visual services	1	45,850.00
	Viet Nam	IUCN THE INTERNATIONAL UNION FOR	Environmental advisory services	1	30,964.00
	Viet Nam	Name withheld for security reasons*	Education and Training Services	1	34,885.00
	Zambia	CRESTA GOLFVIEW HOTEL	Education and Training Services	1	33,890.00
	Zimbabwe	J&P SECURITY SERVICES	Management, Business Professionals, Administrative Services	2	108,807.10
<b>UNFPA</b>					
	Afghanistan	Name withheld for security reasons*	Freight forwarders services	1	31,130.43
	Afghanistan	BAMIYAN MSP	Business administration services	8	390,821.28
	Afghanistan	CETENA CONSULTANCY	Reproduction services	1	46,593.60
	Afghanistan	DEVELOPMENT AND HUMANITARIAN SERVIC	Reproduction services	1	90,800.00
	Afghanistan	HEIK	Business administration services	1	32,210.00
	Afghanistan	KOLBA AFGHAN RESTURANT	Education and Training Services	1	42,006.92
	Afghanistan	Name withheld for security reasons*	Media relations services	1	99,220.00
	Afghanistan	Name withheld for security reasons*	Freight forwarders services	1	34,300.00
	Afghanistan	Name withheld for security reasons*	Business administration services	1	47,634.78
	Afghanistan	Name withheld for security reasons*	Business administration services	1	37,920.00
	Afghanistan	Name withheld for security reasons*	Business administration services	3	144,143.90
	Afghanistan	Name withheld for security reasons*	Vehicle maintenance and repair services	1	30,968.46
	Afghanistan	UNITED NATIONS ASSISTANCE MISSION IN AFG	Business administration services	1	300,586.28
	Afghanistan	UNITED NATIONS ASSISTANCE MISSION IN AFG	Cleaning and janitorial services	1	294,748.18
	Afghanistan	UNITED NATIONS ASSISTANCE MISSION IN AFG	Utilities	1	38,627.18
	Afghanistan	YOUTH HEALTH & DEVELOPMENT ORGANIZATION	Business administration services	2	231,234.22
	Angola	CENTRO ESTUDO E FORMAA#A/O FUTURO ANGOLA	Education and Training Services	1	33,049.63
	Angola	MARKETING FOR YOU	Software maintenance and support	1	76,820.65

\* For security and privacy reasons, the name of the contractor is not displayed when it includes the name of an individual.

AGENCY	Location of Supplier	Name of Contractor	Description of Services	# Contracts	Total Value of Contracts (USD)
	<b>UNFPA continued</b>				
	Argentina	USS GUARDIA PRIVADA S.A.	Cleaning and janitorial services	1	54,729.02
	Australia	AIDS PROJECTS MANAGEMENT GROUP PTY LTD	Business administration services	1	51,600.00
	Bangladesh	ATN NEWS LIMITED	Media relations services	1	48,024.78
	Bangladesh	DHAKA FM LIMITED	Media relations services	1	31,585.76
	Bangladesh	EXPRESSIONS LTD	Business administration services	1	41,397.02
	Bangladesh	EXPRESSIONS LTD	Media relations services	3	115,159.01
	Bangladesh	MEDIA STAR LTD (PROTHOM ALO)	Media relations services	1	48,979.08
	Bangladesh	Name withheld for security reasons*	Construction machinery and equipment rental or leasing services	1	37,403.35
	Bangladesh	THE DAILY STAR	Media relations services	1	44,715.72
	Belgium	Name withheld for security reasons*	Business administration services	1	70,690.00
	Benin	ETABLISSEMENT QUALIMAX	Utilities	1	34,589.72
	Benin	GESTE INTERNATIONAL	Utilities	1	39,374.21
	Benin	JEUNES ENSES/JUNIOR ACHIEVEMENT AF	Audio visual services	3	107,330.46
	Benin	JEUNES ENSES/JUNIOR ACHIEVEMENT AF	Business administration services	3	107,330.46
	Benin	W I P SARL	Business administration services	1	41,739.63
	Benin	W I P SARL	Utilities	2	90,447.13
	Bolivia (Plurinational State of)	Name withheld for security reasons*	Construction machinery and equipment rental or leasing services	1	78,906.77
	Botswana	Name withheld for security reasons*	Business administration services	1	30,197.51
	Brazil	FLYTOUR BUSINESS TRAVEL	Education and Training Services	1	30,651.36
	Brazil	LUCCACO MULTIMEDIA LTDA	Media relations services	1	30,000.00
	Brazil	Name withheld for security reasons*	Business administration services	1	33,000.00
	Burundi	ATELIER HOPE HOUSE	Reproduction services	1	43,087.19
	Burundi	BANQUE DE CREDIT DE BUJUMBURA S.M	Education and Training Services	1	33,702.02
	Burundi	LOVECO TOUR	Freight forwarders services	1	36,909.33
	Burundi	SOCIETE ACCESS SPRL	Construction machinery and equipment rental or leasing services	1	46,180.81
	Côte d'Ivoire	E.G.Y.E.	Building and facility maintenance and repair services	1	38,465.40
	Côte d'Ivoire	ETCB	Building and facility maintenance and repair services	1	37,987.50
	Côte d'Ivoire	Name withheld for security reasons*	Construction machinery and equipment rental or leasing services	1	31,027.64
	Côte d'Ivoire	GCIS CONCEPT SARL	Reproduction services	1	49,251.37
	Côte d'Ivoire	IMPRIMERIE PRESTA SERVICE	Reproduction services	2	81,638.28
	Côte d'Ivoire	ONUICI	Freight forwarders services	1	44,495.54
	Côte d'Ivoire	UNIWAX SA	Reproduction services	1	36,077.67
	Cambodia	MSA Marketing Solutions Asia Ltd	Media relations services	1	60,000.00
	Cambodia	Name withheld for security reasons*	Construction machinery and equipment rental or leasing services	1	65,568.00
	Cameroon	CAMTEL	Telecommunications media services	1	30,170.52
	Cameroon	IFORD	Business administration services	1	47,490.68
	Cameroon	IFORD	Education and Training Services	1	35,992.15
	Cameroon	Name withheld for security reasons*	Business administration services	1	30,000.00
	Canada	COMMUNICATION INITIATIVE NETWORKS CORP	Business administration services	1	39,610.00
	Canada	Name withheld for security reasons*	Business administration services	1	39,168.00
	Canada	Name withheld for security reasons*	Reproduction services	1	56,000.00
	Canada	R E GILMORE INVESTMENTS CORPS	Reproduction services	1	59,702.50
	Canada	Universalia Management Group	Business administration services	2	265,610.55
	Central African Republic	Name withheld for security reasons*	Utilities	1	62,055.27
	Chad	Name withheld for security reasons*	Real estate services	1	31,801.64
	Chad	EXPRESS UNION TCHAD	Education and Training Services	2	61,812.92
	Chad	ILLUSTRATOR SERVICES	Reproduction services	1	33,096.14
	Chad	Name withheld for security reasons*	Construction machinery and equipment rental or leasing services	1	55,871.34
	Chad	Name withheld for security reasons*	Reproduction services	1	50,243.44
	Chile	CONSULTORA INCLUSIA'N Y EQUIDAD	Business administration services	1	35,000.00
	China	BEIJING GUOXIANG HANGKONG FUWU CORP LTD	Travel facilitation	1	35,282.20
	China	Name withheld for security reasons*	Reproduction services	1	49,656.15
	China	EMPTOR INTERNATIONAL LTD	Freight forwarders services	1	374,560.00
	China	PEAK INTERNATIONAL TRADE (TIANJIN)CO LTD	Freight forwarders services	2	90,600.00
	China	QINGDAO DOUBLE BUTTERFLY GROUP CO. LTD	Freight forwarders services	1	40,200.00
	China	TIANJIN HUMAN-CARE LATEX CORPORATION	Freight forwarders services	2	86,930.00
	Colombia	ESFERA GRAFICA	Reproduction services	1	31,245.00
	Colombia	GRUPO EDITORIAL NUEVO MUNDO SAS	Reproduction services	1	31,350.00
	Colombia	PNUD	Construction machinery and equipment rental or leasing services	1	56,155.32
	Colombia	QUAD GRAPHICS COLOMBIA S A	Reproduction services	8	511,098.00
	Congo	ETS LE METROPOLIS	Reproduction services	1	49,796.15
	Congo	Name withheld for security reasons*	Business administration services	1	40,500.00
	Congo	Name withheld for security reasons*	Education and Training Services	2	85,464.80
	Croatia	OPTIMIT D O O	Business administration services	3	97,257.08
	Democratic Rep. of the Congo	ASRAMES	Storage	1	34,868.55
	Democratic Rep. of the Congo	The Sandton Indaba PTY LTD	Construction machinery and equipment rental or leasing services	1	42,067.78
	Denmark	A/S BALTIC CONTROL LTD AARHUS	Product testing	1	48,912.00
	Denmark	DAMCO DENMARK A/S	Freight forwarders services	2	92,700.00
	Denmark	DANIMEX COMMUNICATION LTD	Travel facilitation	1	30,543.05
	Denmark	Name withheld for security reasons*	Telecommunications media services	1	47,160.00
	Denmark	KUEHNE AND NAGEL INC	Freight forwarders services	8	581,620.00
	Denmark	PHOENIX DESIGN AID A/S	Reproduction services	3	1,713,768.00
	Denmark	PLANSON EUROPE	Freight forwarders services	1	93,889.00
	Denmark	SCAN GLOBAL LOGISTICS	Freight forwarders services	12	1,350,138.75
	Denmark	UNDP Common Services Copenhagen	Education and Training Services	2	251,713.00
	Denmark	UNOPS	Vehicle maintenance and repair services	3	168,672.22
	Djibouti	Name withheld for security reasons*	Construction machinery and equipment rental or leasing services	1	33,898.30
	Ecuador	PNUD	Construction machinery and equipment rental or leasing services	1	40,721.60
	Egypt	Name withheld for security reasons*	Education and Training Services	2	68,750.71
	Egypt	MARRIOTT CAIRO HOTEL & OMAR KHAYAM	Banquet and catering services	1	37,129.88
	Egypt	Name withheld for security reasons*	Construction machinery and equipment rental or leasing services	2	257,539.44
	El Salvador	DOMANI S A DE C V	Transport services	1	40,000.00
	El Salvador	PROGRAMA DE LAS NACIONES UNIDAS PARA EL	Construction machinery and equipment rental or leasing services	3	175,911.52
	El Salvador	SG-SICA/COMMCA	Education and Training Services	1	30,000.00
	Ethiopia	ADDIS ABABA HILTON	Banquet and catering services	1	45,156.25
	Ethiopia	BREAKTHROUGH INTERNATIONAL CONSULTANCY	Business administration services	1	38,846.33
	Ethiopia	ENTTO-National Travel & Tour Operator	Freight forwarders services	1	54,498.58
	Ethiopia	Kuriftu Resort and Spa	Construction machinery and equipment rental or leasing services	1	40,077.72
	Ethiopia	Sheraton Addis	Banquet and catering services	1	42,570.34
	Fiji	Kadavu Holdings Limited	Construction machinery and equipment rental or leasing services	1	114,731.10
	Fiji	Williams & Gosling Limited	Freight forwarders services	1	38,071.13
	Finland	DHL GLOBAL FORWARDING (FINLAND) OY	Freight forwarders services	3	115,148.76
	France	AUDENCIA NANTES	Business administration services	1	31,748.00
	France	G FERON-E DE CLEBSATTEL S A	Real estate services	1	125,013.77
	France	Magnum Photos	Business administration services	1	31,000.00
	France	SPOT IMAGE SA	Reproduction services	1	223,490.82
	Gabon	PNUD	Construction machinery and equipment rental or leasing services	1	64,632.00
	Gambia	UNDP GAMBIA	Construction machinery and equipment rental or leasing services	1	37,333.31
	Germany	AGEG CONSULTANTS EG	Business administration services	1	44,650.00
	Germany	BAYER PHARMA AG	Material packing and handling	1	85,213.26
	Germany	GOPA CONSULTANTS	Business administration services	4	551,208.00
	Germany	MSS MANAGED SECURITY SERVICES GMBH	Computer hardware maintenance and support	3	204,898.56
	Germany	SPEEDLINER MOBILITY GMBH	Freight forwarders services	1	205,600.00
	Ghana	DHALIA CONCEPTS	Reproduction services	1	45,000.00
	Ghana	KPMG	Audit services	3	131,285.39
	Ghana	KREATIVE PRINTS SERVICES	Reproduction services	1	33,642.69
	Ghana	NETWORK OF WOMEN IN GROWTH	Education and Training Services	1	32,583.49
	Ghana	PARTICIPATORY DEVELOPMENT ASSOCIATES LTD	Business administration services	1	51,808.85
	Ghana	SOCIETY FOR AIDS IN AFRICA (SAA)	Education and Training Services	1	40,000.00
	Ghana	WORLD FOOD PROGRAMME	Security systems services	1	36,026.41
	Guatemala	Name withheld for security reasons*	Business administration services	1	32,711.40
	Guatemala	Name withheld for security reasons*	Business administration services	1	39,656.05
	Guatemala	UNDP REPRESENTATIVE QUETZAL ACCOUNT	Construction machinery and equipment rental or leasing services	1	81,581.83
	Guinea-Bissau	UNICEF GUINEA BISSAU	Business administration services	1	34,020.00
	Haiti	AGENCE CITADELLE	Travel facilitation	1	33,253.73

\* For security and privacy reasons, the name of the contractor is not displayed when it includes the name of an individual.

## 2013 | Major contracts for services and works by UN organization

AGENCY	Location of Supplier	Name of Contractor	Description of Services	# Contracts	Total Value of Contracts (USD)
	<b>UNFPA continued</b>				
	Haiti	CITADELLE TRADING	Utilities	1	37,250.00
	Haiti	ECEM	Utilities	1	74,195.50
	Haiti	GROUPE DE SUPPORT EN INFORMATIQUE ET EN	Utilities	1	45,174.64
	Haiti	OFFICE CITY	Utilities	1	40,606.00
	Haiti	PAN AMERICAN SANITARY BUREAU	Utilities	1	30,874.61
	Haiti	PNUD (Haiti)	Utilities	4	250,443.62
	Haiti	SACO FOOD S A	Utilities	1	32,004.75
	Honduras	Name withheld for security reasons*	Business administration services	1	35,520.00
	Honduras	UNDP - HONDURAS	Heavy construction services	1	142,310.00
	Honduras	UNDP - HONDURAS	Utilities	3	107,958.92
	India	Name withheld for security reasons*	Business administration services	1	33,750.00
	India	ATTITUDE EVENTS PVT LTD	Business administration services	1	30,338.97
	India	AVALON INFORMATION SYSTEMS PVT LTD	Business administration services	1	46,223.13
	India	ERNST & YOUNG LLP	Business administration services	1	46,493.34
	India	HEXAWARE TECHNOLOGIES LTD.	Business administration services	1	78,780.00
	India	INDUS MEDICARE LIMITED	Freight forwarders services	2	70,950.00
	India	INDUS MEDICARE LIMITED	Material packing and handling	1	62,912.00
	India	TATA INSTITUTE OF SOCIAL SCIENCE	Business administration services	1	45,600.00
	Indonesia	MDF TRAINING & CONSULTANCY BV	Business administration services	1	47,637.29
	Iraq	JUST TECH	Reproduction services	1	43,700.00
	Iraq	ZWEKY COMPANY	Heavy construction services	1	33,960.00
	Italy	FAZZINI S.R.L.	Freight forwarders services	1	72,365.84
	Italy	INTERTEK ITALIA SPA	Product testing	3	111,521.00
	Japan	Name withheld for security reasons*	Business administration services	3	163,584.00
	Japan	UNITED NATIONS UNIVERSITY	Construction machinery and equipment rental or leasing services	1	63,253.31
	Jordan	Name withheld for security reasons*	Heavy construction services	1	49,440.00
	Jordan	KAFAA INTERNATIONAL COMPANY FOR	Business administration services	1	47,410.00
	Jordan	Plaza Holidays	Education and Training Services	1	60,210.34
	Kazakhstan	UNDP OFFICE ALMATY	Building and facility maintenance and repair services	1	37,751.18
	Kenya	BCD TRAVEL LIMITED	Travel facilitation	1	31,547.97
	Kenya	CIRCLE LOGISTICS LIMITED	Freight forwarders services	1	39,600.00
	Kenya	INTERCONTINENTAL NAIROBI	Education and Training Services	1	33,250.01
	Kenya	IPEX REPRO LIMITED	Reproduction services	1	34,642.03
	Kenya	Name withheld for security reasons*	Business administration services	1	30,000.00
	Kenya	KENYA MEDICAL SUPPLIES AGENCY	Freight forwarders services	3	207,586.76
	Kenya	KUEHNE + NAGEL LTD	Freight forwarders services	1	81,556.83
	Kenya	MILLICENT ACHIENG OBASO	Business administration services	1	84,909.41
	Kenya	OFFICE SUPPORT TECHNOLOGIES	Media relations services	1	41,480.61
	Kenya	TIMSALS LIMITED	Heavy construction services	1	81,041.91
	Kenya	UN OFFICE AT NAIROBI (UNON)	Construction machinery and equipment rental or leasing services	1	87,141.00
	Kuwait	UNAMI	Business administration services	2	85,082.00
	Kuwait	UNAMI	Security systems services	1	68,812.00
	Lao People's Democratic Rep.	BURNET INSTITUTE	Business administration services	1	43,788.00
	Lebanon	UNDP	Construction machinery and equipment rental or leasing services	1	42,490.62
	Lesotho	OFFICE CONCEPTS	Reproduction services	1	42,240.18
	Lesotho	PEP STORES PTY LTD	Freight forwarders services	1	47,173.91
	Liberia	Name withheld for security reasons*	Construction machinery and equipment rental or leasing services	1	68,136.00
	Liberia	Name withheld for security reasons*	Business administration services	1	36,400.00
	Liberia	UNIVERSAL TRAVEL SERVICES INC	Travel facilitation	1	32,039.00
	Libya	Name withheld for security reasons*	Construction machinery and equipment rental or leasing services	1	39,375.00
	Libya	Name withheld for security reasons*	Reproduction services	1	30,182.55
	Madagascar	UNDP MADAGASCAR	Construction machinery and equipment rental or leasing services	1	127,000.00
	Malawi	Name withheld for security reasons*	Business administration services	1	116,255.14
	Malawi	EVELYN INVESTMENTS COMPANY	Construction machinery and equipment rental or leasing services	2	62,790.00
	Malaysia	CONVEX MALAYSIA SDN BHD	Education and Training Services	1	38,400.08
	Malaysia	KAREX INDUSTRIES SDN BHD	Freight forwarders services	1	82,940.50
	Mali	AGENCE MALI MANAGEMENT	Cleaning and janitorial services	1	40,542.78
	Mali	B S C CONSTRUCTION	Building and facility maintenance and repair services	1	65,189.03
	Mali	IMPACT-DEV SARL	Building and facility maintenance and repair services	1	35,021.43
	Mauritania	ASSOCIATION MAURITANIENNE POUR LA PROMOT	Business administration services	2	105,014.24
	Mauritania	BANQUE NATIONALE DE MAURITANIE	Business administration services	12	705,599.69
	Mauritania	BUMESP	Business administration services	1	32,252.64
	Mauritania	Name withheld for security reasons*	Utilities	1	43,972.15
	Mauritania	LEXDEF	Business administration services	1	46,464.65
	Mauritania	Name withheld for security reasons*	Business administration services	1	32,502.00
	Mexico	ELIGE RED DE JOVENES POR LOS DERECHOS	Education and Training Services	1	85,000.00
	Mexico	INVESTIGACION EN SALUD Y DEMOGRAFIA S C	Business administration services	1	31,274.69
	Mexico	Name withheld for security reasons*	Business administration services	1	50,000.00
	Mexico	Name withheld for security reasons*	Business administration services	1	91,570.32
	Mexico	Name withheld for security reasons*	Warehouse construction and remodeling service	1	57,000.00
	Mongolia	UNDP Mongolia	Utilities	1	49,370.38
	Mozambique	ADMINISTRACAO DO PARQUE IMOB DO ESTADO	Construction machinery and equipment rental or leasing services	1	30,900.00
	Mozambique	HOTEL ROVUMA	Banquet and catering services	1	30,906.28
	Mozambique	LEIMA IMPRESSOES	Reproduction services	1	47,203.45
	Myanmar	ACE DRAGON GROUP OF COMPANIES	Utilities	1	46,178.53
	Myanmar	Name withheld for security reasons*	Utilities	1	39,078.28
	Myanmar	LUCKY BIRD TRADING CO LTD	Education and Training Services	1	240,300.00
	Myanmar	Name withheld for security reasons*	Reproduction services	1	41,549.15
	Myanmar	MYANMAR TEXTILE ENGINEERING GROUP CO LTD	Utilities	2	83,531.94
	Nepal	MAX MEDIA PVT LTD	Media relations services	1	39,877.21
	Nepal	MEH CONSULTANTS PVT LTD	Business administration services	1	42,030.28
	Nepal	UNDP NEPAL	Security systems services	1	35,221.00
	Netherlands	IMRES	Freight forwarders services	20	1,218,449.20
	Netherlands	THE MEDICAL EXPORT GROUP BV	Freight forwarders services	1	38,642.10
	New Zealand	ALLEN AND CLARKE POLICY AND REGULATORY	Business administration services	1	87,096.00
	New Zealand	LANCEWOOD VILLA LTD	Business administration services	1	37,522.23
	Nicaragua	ASOC RED DE MUJERES AFROLATINOAMERICANAS	Education and Training Services	1	71,000.00
	Nicaragua	CASA PELLAS S A	Freight forwarders services	1	46,500.00
	Nicaragua	CORTE CENTROAMERICANA DE JUSTICIA	Education and Training Services	1	50,000.00
	Nicaragua	CORTE CENTROAMERICANA DE JUSTICIA	Reproduction services	1	30,000.00
	Nicaragua	DTODO S A	Reproduction services	1	42,803.50
	Nicaragua	Name withheld for security reasons*	Reproduction services	1	49,682.46
	Nicaragua	Name withheld for security reasons*	Business administration services	1	41,692.52
	Nicaragua	Name withheld for security reasons*	Business administration services	1	31,605.60
	Niger	AGENCE MERVEILLES DU SAHEL	Reproduction services	1	32,512.64
	Niger	Association Chefs traditionnels Niger	Business administration services	1	97,263.21
	Niger	Name withheld for security reasons*	Heavy construction services	1	207,959.12
	Niger	ENTREPRISE NIGERIENNE DE TEXTILES	Reproduction services	1	38,384.82
	Niger	FONDS DES NATIONS UNIES POUR L'ENFANCE	Construction machinery and equipment rental or leasing services	1	30,645.57
	Niger	NOUVELLE IMPRIMERIE DU NIGER	Business administration services	1	36,716.04
	Niger	Program. Nations U. pour le Developpemen	Utilities	1	82,568.14
	Niger	RERACOR NIGER	Media relations services	1	31,474.37
	Niger	TRANSITA	Freight forwarders services	1	31,463.58
	Nigeria	BOLINGO HOTEL AND TOWERS ABUJA	Education and Training Services	1	32,560.10
	Nigeria	CLAUSTRO NIGERIA LTD	Business administration services	1	30,000.00
	Nigeria	EKO HOTELS LIMITED	Travel facilitation	1	70,309.54
	Nigeria	INTERNATIONAL TRADING & CONTRACTING LTD	Freight forwarders services	6	243,338.68
	Nigeria	L UWAB ASSOCIATES	Building and facility maintenance and repair services	1	58,419.95
	Nigeria	PHELPS AND AMBER LIMITED	Business administration services	1	38,578.00
	Nigeria	Name withheld for security reasons*	Business administration services	1	30,000.00
	Nigeria	SC MONTEL NIGERIA LIMITED	Building and facility maintenance and repair services	1	49,927.17
	Nigeria	SIMPLY BASIC COMMUNICATION	Media relations services	1	43,312.54
	Norway	NORWEGIAN REFUGEE COUNCIL	Business administration services	1	56,075.00
	Oman	Name withheld for security reasons*	Construction machinery and equipment rental or leasing services	1	46,753.25
	Pakistan	FREELINE MOVERS	Freight forwarders services	1	56,510.24

\* For security and privacy reasons, the name of the contractor is not displayed when it includes the name of an individual.

AGENCY	Location of Supplier	Name of Contractor	Description of Services	# Contracts	Total Value of Contracts (USD)
	<b>UNFPA continued</b>				
	Pakistan	FREELINE MOVERS	Storage	1	99,691.08
	Pakistan	GREENSTAR SOCIAL MARKETING PAKISTAN LTD	Business administration services	2	616,327.18
	Pakistan	HASSAN TRADERS	Assembly services	1	79,998.15
	Pakistan	NOBLE ENTERPRISES	Assembly services	1	31,886.00
	Pakistan	TOURISM PROMOTION SERVICES	Construction machinery and equipment rental or leasing services	1	252,145.85
	Panama	EDEMET S.A.	Utilities	1	32,800.00
	Panama	Name withheld for security reasons*	Business administration services	1	36,282.77
	Panama	EUROLATIN HOSPITALITY CORP	Education and Training Services	1	50,200.90
	Panama	FUNDACION CIUDAD DEL SABER	Warehouse construction and remodeling service	2	82,144.00
	Panama	INCAE	Education and Training Services	1	40,000.00
	Papua New Guinea	UNDP - PNG	Travel facilitation	1	235,731.29
	Papua New Guinea	YASKOM RESORT HOTEL LTD	Travel facilitation	1	41,111.11
	Peru	Name withheld for security reasons*	Business administration services	1	54,000.00
	Philippines	KUEHNE NAGEL INC	Freight forwarders services	1	82,627.60
	Philippines	Name withheld for security reasons*	Business administration services	1	33,200.00
	Philippines	UNDP Representative Peso Account	Construction machinery and equipment rental or leasing services	3	189,472.07
	Philippines	Name withheld for security reasons*	Business administration services	1	69,964.00
	Romania	MINISTRY OF FOREIGN AFFAIRS OF ROMANIA	Construction machinery and equipment rental or leasing services	1	81,504.00
	Russian Federation	WORLD HEALTH ORGANIZATION IN RF	Construction machinery and equipment rental or leasing services	1	66,067.95
	Rwanda	Name withheld for security reasons*	Construction machinery and equipment rental or leasing services	4	128,325.29
	Senegal	CENTRE REGIONAL FORM. ET RECH.SR	Business administration services	1	34,092.72
	Senegal	PNUD SENEGAL	Construction machinery and equipment rental or leasing services	1	70,650.71
	Senegal	Service Urologie et Andrologie de HOGGY	Business administration services	1	30,579.64
	Sierra Leone	BINTUMANI HOTEL	Education and Training Services	1	35,981.17
	Sierra Leone	DIGITAL COLOUR PRINTING SERVICES	Reproduction services	1	48,627.91
	Sierra Leone	Name withheld for security reasons*	Education and Training Services	3	158,908.34
	Sierra Leone	MEPS WELL WOMAN CLINIC	Education and Training Services	1	49,000.00
	Sierra Leone	Name withheld for security reasons*	Education and Training Services	1	30,697.67
	Sierra Leone	SL NATIONAL SHIPPING CO	Education and Training Services	1	32,561.53
	Sierra Leone	UN World Food Programme Imprest Account	Vehicle maintenance and repair services	1	35,684.00
	Sierra Leone	UNIPSIL	Business administration services	1	38,264.04
	Sierra Leone	Name withheld for security reasons*	Construction machinery and equipment rental or leasing services	1	60,000.00
	Somalia	Name withheld for security reasons*	Construction machinery and equipment rental or leasing services	1	85,000.00
	Somalia	JUBA AIRWAYS	Freight forwarders services	1	34,650.00
	South Africa	AFROCENTRIC RESEARCH & DEVELOPMENT	Business administration services	1	30,525.90
	South Africa	BPG-VUKILE PROP FUND	Construction machinery and equipment rental or leasing services	1	48,340.44
	South Africa	ERIS PROPERTY GROUP (PTY) LTD	Construction machinery and equipment rental or leasing services	1	53,354.54
	South Africa	INTERIORS FOR CHANGE	Building and facility maintenance and repair services	1	76,888.84
	South Africa	Name withheld for security reasons*	Business administration services	1	41,856.00
	South Africa	MTN SERVICE PROVIDER (PTY) LTD	Telecommunications media services	1	37,220.20
	South Africa	NYUMBA MOBILE HOMES & OFFICES	Building and facility maintenance and repair services	1	47,437.14
	South Africa	SERVEST SECURITY	Security systems services	1	34,503.54
	Spain	Name withheld for security reasons*	Business administration services	1	30,001.00
	Sri Lanka	RESIDENT REPRESENTATIVE UNDP	Construction machinery and equipment rental or leasing services	1	40,299.91
	Palestine (State of)	Name withheld for security reasons*	Construction machinery and equipment rental or leasing services	2	120,000.00
	Sudan	Name withheld for security reasons*	Construction machinery and equipment rental or leasing services	1	90,000.00
	Sudan	Name withheld for security reasons*	Telecommunications media services	1	35,451.00
	Sudan	Name withheld for security reasons*	Education and Training Services	1	43,540.98
	Sudan	Name withheld for security reasons*	Education and Training Services	1	44,262.30
	Sudan	Eurochamp Limited	Real estate services	1	49,100.00
	Sudan	Name withheld for security reasons*	Business administration services	1	38,411.29
	Sudan	Name withheld for security reasons*	Education and Training Services	1	30,983.61
	Sudan	juba bridge hotel-juba	Education and Training Services	1	78,263.61
	Sudan	LIGHT AIR SERVICE LIMITED	Freight forwarders services	1	48,400.00
	Sudan	Name withheld for security reasons*	Education and Training Services	1	88,524.59
	Sudan	WFP EMERGENCY OPERATION IN SUDAN	Security systems services	2	93,814.00
	Sudan	WFP EMERGENCY OPERATION IN SUDAN	Travel facilitation	2	60,000.00
	Sudan	WFP SUDAN JUBA IMPREST	Telecommunications media services	1	32,936.98
	Sudan	WFP SUDAN JUBA IMPREST	Travel facilitation	1	40,000.00
	Swaziland	RAM REALTY	Construction machinery and equipment rental or leasing services	2	71,712.87
	Switzerland	Name withheld for security reasons*	Business administration services	1	32,027.78
	Switzerland	Name withheld for security reasons*	Business administration services	1	500,000.00
	Switzerland	Name withheld for security reasons*	Business administration services	1	132,000.00
	Switzerland	WORLD INTELLECTUAL PROPERTY OMPI	Business administration services	1	86,295.20
	Syrian Arab Republic	Name withheld for security reasons*	Business administration services	1	32,000.00
	Thailand	AMARI HOTELS AND RESORTS CO., LTD	Construction machinery and equipment rental or leasing services	2	74,372.54
	Thailand	ASIA PACIFIC NETWORK OF PEOPLE LIVING	Business administration services	1	70,000.00
	Thailand	Name withheld for security reasons*	Construction machinery and equipment rental or leasing services	1	42,530.87
	Thailand	FACULTY OF ECONOMICS CHIANG MAI	Business administration services	1	38,659.80
	Thailand	HELPAE INTERNATIONAL	Business administration services	1	45,000.00
	Thailand	RMA AUTOMOTIVE CO LTD	Business administration services	1	31,281.55
	Thailand	SURETEX LIMITED	Material packing and handling	1	170,173.54
	Thailand	TNS RESEARCH INTERNATIONAL (THAILAND)	Business administration services	1	33,738.41
	Thailand	UN ESCAP	Construction machinery and equipment rental or leasing services	4	303,141.00
	Thailand	UN ESCAP TECHNICAL COOPERATION TRUSTFUND	Business administration services	1	170,925.00
	Thailand	UNDP THAILAND	Business administration services	1	105,000.00
	Timor-Leste	UNDP REPRESENTATIVE IN TIMOR LESTE	Construction machinery and equipment rental or leasing services	1	56,513.12
	Timor-Leste	URSULA UNIPESSOAL LDA	Utilities	1	47,832.00
	Tunisia	Name withheld for security reasons*	Business administration services	1	36,000.00
	Tunisia	SOCIETE DE MEDECINE FAMILIALE DE SOUSSE	Business administration services	1	30,000.00
	Turkey	Name withheld for security reasons*	Barquet and catering services	3	193,730.53
	Turkey	Name withheld for security reasons*	Education and Training Services	1	63,396.38
	Uganda	EARNST PUBLISHERS	Reproduction services	1	49,025.91
	Uganda	EDISA ENTERPRISES UGANDA LTD	Business administration services	1	35,221.20
	Uganda	EFICON CONSULTING LIMITED	Business administration services	1	40,603.00
	Uganda	GRAPHIC SYSTEMS UGANDA LTD	Reproduction services	3	221,166.02
	Uganda	HEALTH TUTORS' COLLEGE MULAGO	Education and Training Services	1	182,529.69
	Uganda	Name withheld for security reasons*	Education and Training Services	1	45,862.20
	Uganda	JODI CREATIONS LIMITED	Travel facilitation	1	45,620.90
	Uganda	MUDAKIS INVESTMENTS LTD	Freight forwarders services	1	38,888.86
	Uganda	Name withheld for security reasons*	Business administration services	1	31,861.65
	Uganda	NATIONAL ENVIRONMENT FUND	Construction machinery and equipment rental or leasing services	1	103,500.00
	Uganda	NATIONAL MEDICAL STORES	Storage	1	50,736.58
	Uganda	SPEKE RESORT & COUNTRY LODGE	Travel facilitation	2	70,875.42
	Uganda	UGANDA HEALTH MARKETING GROUP	Storage	1	215,322.31
	Uganda	Name withheld for security reasons*	Business administration services	2	152,302.77
	Ukraine	CENTRE OF CONFERENCE SERVICES LTD	Education and Training Services	2	73,459.32
	Ukraine	LLC SMD	Business administration services	1	71,040.00
	Ukraine	Name withheld for security reasons*	Construction machinery and equipment rental or leasing services	2	83,460.00
	United Arab Emirates	CTG GLOBAL LTD (JLT BRANCH)	Business administration services	3	172,046.64
	United Kingdom	CEDAR CONSULTING (UK) LTD	Business administration services	1	97,000.00
	United Kingdom	CRANFIELD MANAGEMENT DEVELOPMENT LIMITED	Business administration services	1	43,985.00
	United Kingdom	CRANFIELD MANAGEMENT DEVELOPMENT LIMITED	Education and Training Services	7	616,703.80
	United Kingdom	CRANFIELD MANAGEMENT DEVELOPMENT LIMITED	Travel facilitation	3	131,929.00
	United Kingdom	DRS DATA SERVICES LIMITED	Reproduction services	1	3,495,844.31
	United Kingdom	DRS DATA SERVICES LIMITED	Work related organizations	1	92,833.88
	United Kingdom	Name withheld for security reasons*	Real estate services	1	139,090.00
	United Kingdom	Name withheld for security reasons*	Audit services	1	2,840,308.43
	United Kingdom	ORGANISATION DEVELOPMENT & RESEARCH LTD	Business administration services	1	165,149.29
	United Kingdom	OXFORD POLICY MANAGEMENT LIMITED	Business administration services	2	216,903.95
	United Kingdom	P A CONSULTING SERVICE LIMITED	Audit services	1	57,220.00
	United Kingdom	Name withheld for security reasons*	Business administration services	1	44,914.00
	United Kingdom	Name withheld for security reasons*	Business administration services	1	30,600.00
	United Kingdom	Name withheld for security reasons*	Business administration services	1	37,383.00
	United Kingdom	SPONGE UK LIMITED	Business administration services	1	92,405.01

\* For security and privacy reasons, the name of the contractor is not displayed when it includes the name of an individual.

2013 | Major contracts for services and works by UN organization

AGENCY	Location of Supplier	Name of Contractor	Description of Services	# Contracts	Total Value of Contracts (USD)
	<b>UNFPA continued</b>				
	United Kingdom	UNIVERSITY OF ABERDEEN	Reproduction services	1	181,081.00
	United States of America	605 3RD AVE FEE LLC	Construction machinery and equipment rental or leasing services	9	4,512,610.92
	United States of America	605 3RD AVE FEE LLC	Utilities	6	743,150.31
	United States of America	APSTAR CONSULTING INC.	Business administration services	3	441,000.00
	United States of America	ARAMARK INC.	Banquet and catering services	2	88,302.03
	United States of America	ARIES COMPUTER SYSTEMS, INC	Business administration services	14	743,520.00
	United States of America	AT&T	Telecommunications media services	1	30,000.00
	United States of America	BUCK CONSULTANTS LLC	Business administration services	1	45,000.00
	United States of America	CIPHER TECHS	Software maintenance and support	1	48,838.00
	United States of America	CITY INFORMATION SVC.	Computer hardware maintenance and support	1	36,855.00
	United States of America	COMMUNICATIONS CONSORTIUM MEDIA CENTER	Construction machinery and equipment rental or leasing services	1	100,000.00
	United States of America	COMMUNITY SYSTEMS FOUNDATION	Business administration services	2	123,700.00
	United States of America	CONSOLIDATED GRAPHICS MANAGEMENT LTD	Reproduction services	1	160,000.00
	United States of America	CONTINENTAL RESOURCES INC	Computer hardware maintenance and support	1	40,582.55
	United States of America	CONTINENTAL RESOURCES INC	Software maintenance and support	1	48,049.83
	United States of America	CYBER KORP INC.	Business administration services	2	100,000.00
	United States of America	DATAMATICS GLOBAL SERVICES	Business administration services	2	99,440.00
	United States of America	DLT SOLUTIONS	Computer hardware maintenance and support	1	32,481.50
	United States of America	FISHER BROTHERS CLEANING SERVICES	Cleaning and janitorial services	1	196,000.00
	United States of America	GARTNER INC	Business administration services	1	77,960.00
	United States of America	Glen Cove Property LLC/Glen Cove Mansion	Education and Training Services	1	38,083.00
	United States of America	GLOBAL CROSSING TELECOMMUNICATIONS INC	Telecommunications media services	2	169,362.65
	United States of America	Name withheld for security reasons*	Audit services	1	33,000.00
	United States of America	Name withheld for security reasons*	Business administration services	1	30,064.91
	United States of America	ICF MACRO INC	Business administration services	1	260,000.00
	United States of America	INTERNATIONAL CTR FOR RESEARCH ON WOMEN	Business administration services	1	30,000.00
	United States of America	JHPIEGO	Business administration services	1	49,326.00
	United States of America	Name withheld for security reasons*	Business administration services	1	42,201.88
	United States of America	Name withheld for security reasons*	Business administration services	1	40,428.04
	United States of America	Name withheld for security reasons*	Business administration services	1	50,000.00
	United States of America	NXO AMERICAS INC	Telecommunications media services	1	49,358.60
	United States of America	Name withheld for security reasons*	Business administration services	1	32,400.00
	United States of America	PERSONNEL DECISIONS INTERNATIONAL	Business administration services	1	42,000.00
	United States of America	PORTLAND PR INC	Media relations services	1	363,867.00
	United States of America	PRICE WATERHOUSE COOPER LLP	Audit services	3	244,425.00
	United States of America	PROGRAPHICS, INC.	Reproduction services	2	319,852.21
	United States of America	QUOIN INC	Media relations services	1	30,000.00
	United States of America	RESEARCH TRIANGLE INSTITUTE	Business administration services	1	47,883.00
	United States of America	SADA SYSTEMS INC	Software maintenance and support	1	220,000.00
	United States of America	STERLING COMPUTERS	Software maintenance and support	1	38,075.00
	United States of America	STRATEGY 7 CORPORATION	Software maintenance and support	1	123,279.09
	United States of America	T and T Computer Consulting Services LLC	Computer hardware maintenance and support	2	130,000.00
	United States of America	THE RBL GROUP INC	Education and Training Services	1	98,000.00
	United States of America	T-MOBILE(FORMERLY VOICESTREAM WIRELESS)	Telecommunications media services	2	220,000.00
	United States of America	UN WOMEN	Education and Training Services	2	65,244.00
	United States of America	UNICEF	Business administration services	1	32,100.00
	United States of America	VII PHOTO AGENCY LLC	Audio visual services	2	105,000.00
	United States of America	WOLFRAM RESEARCH INC	Work related organizations	1	100,000.00
	United States of America	WOLTERS KLUWER FINANCIAL SERVICES	Software maintenance and support	1	68,000.00
	Uruguay	CLAEH	Business administration services	1	33,863.08
	Uruguay	Name withheld for security reasons*	Business administration services	1	41,400.61
	Uruguay	Name withheld for security reasons*	Business administration services	1	33,839.99
	Uruguay	Name withheld for security reasons*	Business administration services	1	60,661.81
	Uruguay	Name withheld for security reasons*	Business administration services	1	31,814.20
	Uzbekistan	GP RHVO INTERSERVIS	Education and Training Services	1	30,100.00
	Venezuela (Bolivarian Rep. of)	H.GIRAUD M CIA. C.A.	Freight forwarders services	4	140,225.90
	Venezuela (Bolivarian Rep. of)	LA GALERA DE ARTES GRAFICAS, C.A.	Reproduction services	1	45,270.53
	Venezuela (Bolivarian Rep. of)	Name withheld for security reasons*	Business administration services	1	46,464.67
	Viet Nam	Name withheld for security reasons*	Business administration services	1	32,899.00
	Yemen	MAS FREIGHT INTERNATIONAL	Postal and small parcel and courier services	1	39,579.19
	Yemen	NATCO INFORMATION TECHNOLOGY LTD	Freight forwarders services	1	125,750.00
	Zambia	CHAMINUKA LODGE	Education and Training Services	1	43,698.55
	Zambia	Name withheld for security reasons*	Business administration services	1	30,760.40
	Zambia	TWO RABBITS EMBROIDERY LIMITED	Reproduction services	1	37,749.55
	Zambia	UNDP ZAMBIA	Construction machinery and equipment rental or leasing services	2	67,209.43
	Zimbabwe	ACETECH INVESTMENTS (PVT) LTD	Building and facility maintenance and repair services	1	49,200.59
	Zimbabwe	ACTUALITY TRADING PRIVATE LIMITED	Building and facility maintenance and repair services	1	49,915.44
	Zimbabwe	CALDERA HOLDINGS	Building and facility maintenance and repair services	1	38,027.28
	Zimbabwe	COPY WORLD	Reproduction services	1	45,000.00
	Zimbabwe	CROPLINK PVT LTD	Banquet and catering services	1	34,000.00
	Zimbabwe	EXTROVERT AMBITIONS (PVT) LTD	Building and facility maintenance and repair services	1	49,055.00
	Zimbabwe	FORMAL CONSTRUCTION (PVT) LTD	Building and facility maintenance and repair services	1	46,000.01
	Zimbabwe	INCLUSIVE ENGINEERING PVT LTD	Building and facility maintenance and repair services	1	41,678.09
	Zimbabwe	INSOLUBLE CONSTRUCTION	Building and facility maintenance and repair services	1	43,851.23
	Zimbabwe	KADOMA HOTEL AND CONFERENCE CENTER	Construction machinery and equipment rental or leasing services	1	33,033.00
	Zimbabwe	KINGDALE TRADING PL	Building and facility maintenance and repair services	1	49,888.60
	Zimbabwe	MONDE HOLDINGS (PRIVATE) LIMITED T/A	Reproduction services	1	39,587.60
	Zimbabwe	MOON RIVER ENT PVT LTD	Building and facility maintenance and repair services	1	49,976.93
	Zimbabwe	NATFORM SERVICES (PVT) LTD	Building and facility maintenance and repair services	1	49,875.00
	Zimbabwe	NJANIKE CONSTRUCTION (PVT) LTD	Building and facility maintenance and repair services	1	46,548.62
	Zimbabwe	OPENMARK INVESTMENTS PL T A CB FOODS	Banquet and catering services	1	49,400.00
	Zimbabwe	ORANGEMILE INVESTMENTS P/L	Building and facility maintenance and repair services	1	49,211.21
	Zimbabwe	PROCLAIM INVESTMENTS PVT LTD T/A KAPALS	Banquet and catering services	1	48,000.00
	Zimbabwe	PROCONSTRUCT CONTRACTORS	Building and facility maintenance and repair services	1	46,095.56
	Zimbabwe	RABGRAH SERVICES (PVT) LTD	Building and facility maintenance and repair services	1	47,166.91
	Zimbabwe	RELIANCE CONSTRUCTION	Building and facility maintenance and repair services	1	47,652.65
	Zimbabwe	SFI CONSTRUCTORS (PVT) LTD	Building and facility maintenance and repair services	1	49,165.22
	Zimbabwe	STUTTAFORDS REMOVALS P/L	Freight forwarders services	1	46,376.00
	Zimbabwe	TANKERY MARKETING	Building and facility maintenance and repair services	1	47,589.60
	Zimbabwe	THIGTECT ENTERPRISES	Building and facility maintenance and repair services	1	49,796.00
	Zimbabwe	TOTAL ZIMBABWE	Vehicle maintenance and repair services	2	106,266.16
	Zimbabwe	TRIDOMINION ENTERPRISES PBC	Building and facility maintenance and repair services	1	36,428.75
	Zimbabwe	TRISTRAR INSURANCE COMPANY LTD	Insurance services for structures and property and possessions	2	80,208.85
	Zimbabwe	TRISTRAR INSURANCE COMPANY LTD	Vehicle maintenance and repair services	1	39,145.42
	Zimbabwe	TRYAFRICA	Building and facility maintenance and repair services	1	49,790.22
	Zimbabwe	UNDP REPRESENTATIVE IN ZIMBABWE (USD)	Utilities	1	50,302.19
	Zimbabwe	Zimbabwe Broadcasting Holdings	Audio visual services	1	45,757.90
	<b>UNHCR</b>				
	Afghanistan	Name withheld for security reasons*	Management, Business Professionals, Administrative Services	1	39,485.00
	Afghanistan	Name withheld for security reasons*	Management, Business Professionals, Administrative Services	1	60,000.00
	Afghanistan	AFGHAN NATIONAL POLICE	Security and personal safety	3	690,031.22
	Afghanistan	BALKH LTD	Management, Business Professionals, Administrative Services	1	35,000.00
	Afghanistan	Name withheld for security reasons*	Building maintenance and repair services	1	30,961.00
	Afghanistan	Name withheld for security reasons*	Management, Business Professionals, Administrative Services	1	66,000.00
	Afghanistan	Name withheld for security reasons*	Building maintenance and repair services	1	32,440.00
	Afghanistan	Name withheld for security reasons*	Management, Business Professionals, Administrative Services	1	50,000.00
	Afghanistan	Name withheld for security reasons*	Management, Business Professionals, Administrative Services	1	42,000.00
	Afghanistan	Name withheld for security reasons*	Management, Business Professionals, Administrative Services	1	36,000.00
	Afghanistan	HART SECURITY LIMITED	Security and personal safety	6	4,348,599.00
	Afghanistan	Humanitarian Action for People of AFG	Management, Business Professionals, Administrative Services	1	35,200.00
	Afghanistan	Name withheld for security reasons*	Management, Business Professionals, Administrative Services	1	90,000.00
	Afghanistan	Name withheld for security reasons*	Management, Business Professionals, Administrative Services	1	31,200.00
	Afghanistan	Name withheld for security reasons*	Management, Business Professionals, Administrative Services	1	60,000.00
	Afghanistan	Name withheld for security reasons*	Management, Business Professionals, Administrative Services	1	33,600.00
	Afghanistan	Name withheld for security reasons*	Security and personal safety	2	95,697.00

\* For security and privacy reasons, the name of the contractor is not displayed when it includes the name of an individual.

AGENCY	Location of Supplier	Name of Contractor	Description of Services	# Contracts	Total Value of Contracts (USD)
	<b>UNHCR continued</b>				
Afghanistan		National Afghan Police for HCR Office	Security and personal safety	1	140,476.66
Afghanistan		Name withheld for security reasons*	Management, Business Professionals, Administrative Services	1	72,000.00
Afghanistan		REFUGEES & ASYLUM SEEKERS IN AFGHANISTAN	Humanitarian Aid, Mine Action and Rural Development Services	1	47,913.00
Afghanistan		Name withheld for security reasons*	Computer services	1	49,957.00
Afghanistan		Name withheld for security reasons*	Management, Business Professionals, Administrative Services	2	82,940.00
Afghanistan		Name withheld for security reasons*	Education and Training Services	1	31,960.00
Afghanistan		SAIRA	Management, Business Professionals, Administrative Services	1	56,700.00
Afghanistan		TELECOM DEVELOPMENT COMPANY AFGHANISTAN	Telecommunication Services	1	141,792.79
Afghanistan		TRADE BOX LOGISTICS AND TRADING CO.	Management, Business Professionals, Administrative Services	4	4,819,574.66
Afghanistan		UN PROTECTION UNIT	Security and personal safety	1	41,114.31
Afghanistan		UN Protection Unit (UNPU)	Security and personal safety	2	63,960.00
Afghanistan		UNDP REPRESENTATIVE IN AFGHANISTAN	Management, Business Professionals, Administrative Services	1	105,277.00
Afghanistan		UNITED NATIONS ASSISTANT MISSION FOR AFG	Management, Business Professionals, Administrative Services	1	215,454.55
Afghanistan		UNITED NATIONS WORLD FOOD PROGRAMME	Building and Facility Construction and Maintenance Services	1	230,250.00
Albania		REFUGEE & MIGRATION SERVICES IN ALBANIA	Management, Business Professionals, Administrative Services	1	104,215.52
Algeria		AUTORITE DE REGULATION DE POSTE TELECOM	Telecommunication Services	1	42,056.58
Algeria		COMPAGNIE GARDIENNAGE PROTECTION SECURIT	Security and personal safety	1	76,906.80
Algeria		S.A.R.L. AMANE PLUS	Security and personal safety	1	38,793.10
Algeria		Name withheld for security reasons*	Management, Business Professionals, Administrative Services	2	206,076.64
Algeria		Name withheld for security reasons*	Security and personal safety	1	69,318.90
Angola		Name withheld for security reasons*	Management, Business Professionals, Administrative Services	3	165,000.00
Angola		ORGANIZACOES COSAL, LDA	Storage	2	96,000.00
Argentina		Fundacion Comision Catolica Argentina de	Management, Business Professionals, Administrative Services	1	66,716.46
Australia		DEPARTMENT OF FOREIGN AFFAIRS AND TRADE	Management, Business Professionals, Administrative Services	2	173,952.60
Australia		Name withheld for security reasons*	Management, Business Professionals, Administrative Services	1	75,496.69
Australia		RedR Australia Limited	Management, Business Professionals, Administrative Services	1	37,095.92
Austria		UNODC	Management, Business Professionals, Administrative Services	1	92,872.00
Azerbaijan		Name withheld for security reasons*	Management, Business Professionals, Administrative Services	1	96,000.00
Bahrain		Name withheld for security reasons*	Management, Business Professionals, Administrative Services	1	177,500.00
Bangladesh		Name withheld for security reasons*	Management, Business Professionals, Administrative Services	1	36,585.37
Bangladesh		Hellen Keller international	Management, Business Professionals, Administrative Services	1	50,065.25
Bangladesh		Name withheld for security reasons*	Management, Business Professionals, Administrative Services	1	57,884.16
Bangladesh		Name withheld for security reasons*	Management, Business Professionals, Administrative Services	1	34,273.88
Belgium		AIRPLUS INTERNATIONAL	Travel and Food and Lodging and Entertainment Services	1	39,787.80
Belgium		BSC CLEANING SPRL	Building maintenance and repair services	1	53,050.40
Belgium		CHANNEL RESEARCH SPRL	Education and Training Services	3	97,160.18
Belgium		DEUXIEME BUREAU DE RECETTES	Management, Business Professionals, Administrative Services	1	93,550.76
Belgium		DEUXIEME BUREAU DE RECETTES	Utilities	1	51,085.58
Belgium		MIGRATION POLICY GROUP	Management, Business Professionals, Administrative Services	1	40,868.45
Bosnia and Herzegovina		UNITIC d.o.o.	Management, Business Professionals, Administrative Services	2	83,992.71
Botswana		AT and T Travel	Transportation and Storage and Mail Services	1	30,007.72
Botswana		University of Botswana	Financial and Insurance Services	1	36,079.47
Brazil		CONDOMINIO DO CONJUNTO COMERCIAL BRASIL	Security and personal safety	1	30,686.80
Brazil		VS INVESTIMENTOS E PARTICIPACOES LTDA	Management, Business Professionals, Administrative Services	1	116,902.09
Bulgaria		ALADIN FOODS OOD	Management, Business Professionals, Administrative Services	1	50,659.72
Bulgaria		PERFORM REAL ESTATE	Management, Business Professionals, Administrative Services	1	61,152.54
Burkina Faso		Name withheld for security reasons*	Management, Business Professionals, Administrative Services	1	39,752.03
Burkina Faso		ENTREPRISE DJAMOU	Building maintenance and repair services	1	40,743.75
Burkina Faso		ENTREPRISE GENIE CIVIL AFRICAINE	Building maintenance and repair services	2	75,097.04
Burkina Faso		SAVE THE CHILDREN INTERNATIONAL / SCI	Humanitarian Aid, Mine Action and Rural Development Services	1	79,504.05
Burkina Faso		Societe de Transport et de Commerce BKF	Transport services	1	32,650.31
Burkina Faso		SOCIETE NATIONALE D'ASSURANCE ET DE	Insurance and retirement services	1	36,281.57
Burkina Faso		UNDP REPRESENTATIVE C/PNUD	Management, Business Professionals, Administrative Services	1	49,752.56
Burundi		Name withheld for security reasons*	Management, Business Professionals, Administrative Services	1	120,000.00
Burundi		P.S.G.	Security and personal safety	1	38,124.66
Burundi		PAFE	Computer services	1	87,662.34
Burundi		U-COM	Telecommunication Services	1	30,122.83
Burundi		UNITED NATIONS DEVELOPMENT PROGRAMME	Management, Business Professionals, Administrative Services	3	267,534.25
Côte d'Ivoire		Name withheld for security reasons*	Management, Business Professionals, Administrative Services	2	77,944.10
Côte d'Ivoire		KPMG-CI	Financial and Insurance Services	1	51,771.73
Côte d'Ivoire		SIGASECURITY	Security and personal safety	1	34,981.76
Côte d'Ivoire		UNDP COTE D'IVOIRE	Management, Business Professionals, Administrative Services	1	36,581.75
Côte d'Ivoire		VIGASSISTANCE	Security and personal safety	1	60,423.12
Cameroon		AES-SONEL	Utilities	1	43,975.64
Cameroon		Name withheld for security reasons*	Transportation and Storage and Mail Services	1	30,287.86
Cameroon		HOPE SERVICES	Humanitarian Aid, Mine Action and Rural Development Services	1	33,499.19
Cameroon		IFORD RECHERCHE	Market research	1	32,212.64
Cameroon		Name withheld for security reasons*	Management, Business Professionals, Administrative Services	1	66,721.66
Cameroon		TRANSIMEX	Storage	1	155,138.18
Cameroon		TRANSIMEX	Transport services	1	32,020.30
Canada		CANADEM	Financial and Insurance Services	3	247,693.42
Canada		E. S. TUNIS AND ASSOCIATES	Financial and Insurance Services	1	206,871.00
Canada		Fauxpog Media	Management, Business Professionals, Administrative Services	1	35,625.05
Canada		Good Works Communications Inc.	Management, Business Professionals, Administrative Services	5	247,321.00
Canada		JAM 3 Inc.	Sales and business promotion activities	1	38,062.00
Canada		MEDGATE INC	Computer services	1	49,200.00
Canada		Name withheld for security reasons*	Management, Business Professionals, Administrative Services	1	96,000.00
Canada		Public Outreach Consultancy INC.	Management, Business Professionals, Administrative Services	3	465,735.17
Canada		THE COMMONWEALTH OF LEARNING	Education and Training Services	2	175,442.58
Canada		Threshold Associates	Education and Training Services	1	57,700.00
Canada		UNIVERSALIA MANAGEMENT GROUP	Market research	1	370,200.00
Chad		Name withheld for security reasons*	Building maintenance and repair services	1	41,055.49
Chad		Name withheld for security reasons*	Management, Business Professionals, Administrative Services	1	145,574.52
Chad		CABINET D'INGENIERIE, DE CONSEILS...	Telecommunication Services	1	46,096.40
Chad		Cible RH&Etudes	Engineering and Research and Technology Based Services	1	37,259.18
Chad		EAU TRAVAUX ENERGIE Sarl (E.T.E)	Building maintenance and repair services	1	136,768.24
Chad		ENTREPRISE OMI	Building maintenance and repair services	1	46,346.59
Chad		Name withheld for security reasons*	Transport services	2	254,015.87
Chad		GARANTIE	Security and personal safety	6	283,514.41
Chad		N CONSULTING	Financial and Insurance Services	1	51,461.11
Chad		OXFAM INTERMON	Engineering and Research and Technology Based Services	1	47,309.61
Chad		PROGRAMME des NATIONS UNIES pour le DEVL	Management, Business Professionals, Administrative Services	2	180,996.45
Chad		SAFAR S.A	Insurance and retirement services	1	59,599.20
Chad		Name withheld for security reasons*	Building maintenance and repair services	1	47,941.44
Chad		Name withheld for security reasons*	Security and personal safety	3	133,613.47
Chad		THE UNITED NATIONS WORLD FOOD PROGRAMME	Mail and cargo transport	1	1,282,031.00
Chad		WORLD FOOD PROGRAMME CHAD	Transportation and Storage and Mail Services	1	307,000.00
China		BEIJING HOUSING SERVICE CORP FOR DM	Management, Business Professionals, Administrative Services	1	109,356.86
China (Hong Kong)		DTV Asia Ltd.	Sales and business promotion activities	5	1,203,430.33
China (Hong Kong)		G4S Gurkha Services Limited	Security and personal safety	1	77,447.19
China (Hong Kong)		HONG KONG FUNDRAISING CONSULTANCY LTD	Sales and business promotion activities	1	515,995.87
China (Hong Kong)		MEDIAEDGE: CIA HONG KONG PTE LIMITED	Sales and business promotion activities	1	32,068.24
China (Hong Kong)		MVP CONSULTANTS & DEVELOPMENT LIMITED	Sales and business promotion activities	1	69,623.52
China (Hong Kong)		POSTMASTER GENERAL	Postal and small parcel and courier services	1	34,402.78
Colombia		BDO AUDIT S.A.	Financial and Insurance Services	1	67,808.61
Colombia		CASALIMPIA S.A.	Building maintenance and repair services	2	216,710.42
Colombia		COMUNICACION CELULAR S.A.	Telecommunication Services	1	63,071.71
Colombia		Name withheld for security reasons*	Management, Business Professionals, Administrative Services	1	169,300.23
Colombia		Name withheld for security reasons*	Management, Business Professionals, Administrative Services	1	32,467.53
Colombia		PNUD	Management, Business Professionals, Administrative Services	1	54,373.00
Colombia		SEGURIDAD ATLAS LTDA	Security and personal safety	1	39,136.42
Congo		ASS. DE BIENFAISANCE POUR LE DEVELOPPPEME	Building maintenance and repair services	1	52,262.50
Congo		Name withheld for security reasons*	Management, Business Professionals, Administrative Services	1	57,547.44
Congo		SCAB-CONGO SA	Security and personal safety	2	129,323.16
Costa Rica		FUNDACION GALILEO	Computer services	2	114,030.00

\* For security and privacy reasons, the name of the contractor is not displayed when it includes the name of an individual.

2013 | Major contracts for services and works by UN organization

AGENCY	Location of Supplier	Name of Contractor	Description of Services	# Contracts	Total Value of Contracts (USD)
	<b>UNHCR continued</b>				
	Costa Rica	PASIAURAL, S.A.	Management, Business Professionals, Administrative Services	3	128,242.00
	Czech Republic	MP DEVELOPMENT	Management, Business Professionals, Administrative Services	1	36,222.51
	Democratic Rep. of the Congo	CODMAMS	Graphic design	1	30,000.00
	Democratic Rep. of the Congo	DHL FORWARDING	Transport services	1	33,320.76
	Democratic Rep. of the Congo	Entree de Const&Rehab pr le devep Integ	Management, Business Professionals, Administrative Services	1	40,000.00
	Democratic Rep. of the Congo	G4S SECURITY SERVICES	Security and personal safety	1	39,600.00
	Democratic Rep. of the Congo	GENERAL CONSTRUCT	Healthcare Services	1	60,737.52
	Democratic Rep. of the Congo	HDW ANTENNE UVIRA/BARAKA	Security and personal safety	2	94,455.00
	Democratic Rep. of the Congo	HUMAN DIGNITY IN THE WORLD	Building maintenance and repair services	1	36,000.00
	Democratic Rep. of the Congo	KPMG RDC	Financial and Insurance Services	1	112,000.00
	Democratic Rep. of the Congo	MAGENYA PROTECTION	Security and personal safety	2	171,799.00
	Democratic Rep. of the Congo	Name withheld for security reasons*	Management, Business Professionals, Administrative Services	1	91,200.00
	Democratic Rep. of the Congo	SERVICES AIR	Transport services	1	121,206.00
	Democratic Rep. of the Congo	SERVICES AIR	Transportation and Storage and Mail Services	1	49,106.25
	Democratic Rep. of the Congo	Name withheld for security reasons*	Insurance and retirement services	3	226,122.00
	Democratic Rep. of the Congo	SYPRO	Security and personal safety	1	30,000.00
	Democratic Rep. of the Congo	TECHNIBAT SPRL	Healthcare Services	1	61,033.00
	Democratic Rep. of the Congo	UN INTER AGENCIES COMPOUND	Management, Business Professionals, Administrative Services	1	55,847.00
	Democratic Rep. of the Congo	UNHAS RDC	Transport services	2	94,429.90
	Democratic Rep. of the Congo	UNITED NATIONS DEVELOPMENT PROGRAM	Healthcare Services	1	39,607.15
	Democratic Rep. of the Congo	UNITED NATIONS DEVELOPMENT PROGRAM	Security and personal safety	1	302,623.06
	Democratic Rep. of the Congo	VODACOM KINSHASA	Telecommunication Services	2	91,600.00
	Democratic Rep. of the Congo	WARRIOR - SECURITY CONGO SPRL	Security and personal safety	1	57,600.00
	Denmark	BALTIC CONTROL LTD AARHUS	Materials or product inspection	4	273,000.00
	Denmark	DAMCO DENMARK A/S	Transport services	41	2,302,615.37
	Denmark	DAMCO DENMARK A/S	Transportation and Storage and Mail Services	4	229,915.55
	Denmark	DANISH REFUGEE COUNCIL	Education and Training Services	1	42,877.29
	Denmark	DANISH REFUGEE COUNCIL	Financial and Insurance Services	5	219,340.76
	Denmark	Danish Refugee Council	Management, Business Professionals, Administrative Services	6	400,274.55
	Denmark	DANISH REFUGEE COUNCIL - DRC	Financial and Insurance Services	1	30,000.00
	Denmark	DANISH REFUGEE COUNCIL - DRC	Management, Business Professionals, Administrative Services	6	7,442,158.70
	Denmark	DANOFFICE PLC	Transport services	2	112,840.00
	Denmark	DHL GLOBAL FORWARDING (DENMARK) A/S	Transport services	79	11,470,279.91
	Denmark	KUEHNE AND NAGEL A/S	Mail and cargo transport	2	3,733,123.39
	Denmark	KUEHNE AND NAGEL A/S	Storage	4	244,155.30
	Denmark	KUEHNE AND NAGEL A/S	Transport services	117	10,255,219.59
	Denmark	KUEHNE AND NAGEL A/S	Transportation and Storage and Mail Services	40	10,100,706.00
	Denmark	PLANSON EUROPE	Computer services	1	45,400.00
	Denmark	Scan Global Logistics A/S	Transport services	7	1,390,346.75
	Denmark	Scan Global Logistics A/S	Transportation and Storage and Mail Services	1	126,252.00
	Denmark	UNDP IAPSO	Education and Training Services	1	32,930.50
	Denmark	UNICEF SUPPLY DIVISION	Storage	1	45,000.00
	Djibouti	AGS - AGENCE GENERALE DE SERVICE	Building maintenance and repair services	1	41,711.76
	Djibouti	AGS - AGENCE GENERALE DE SERVICE	Security and personal safety	3	252,062.80
	Djibouti	Name withheld for security reasons*	Management, Business Professionals, Administrative Services	1	81,355.92
	Djibouti	CARE INTERNATIONAL IN DJIBOUTI	Management, Business Professionals, Administrative Services	1	250,000.00
	Djibouti	DJIBOUTI FREE ZONE	Management, Business Professionals, Administrative Services	1	44,208.00
	Djibouti	INTEGRATED SHIPPING SERVICES	Storage	1	37,182.24
	Djibouti	LUTHERAN WORLD FEDERATION - DJIBOUTI	Management, Business Professionals, Administrative Services	1	125,000.00
	Dominican Republic	Name withheld for security reasons*	Sales and business promotion activities	1	40,000.00
	Ecuador	G4S SECURITY SERVICES CIA, LTDA.	Security and personal safety	1	50,544.00
	Ecuador	Name withheld for security reasons*	Humanitarian Aid, Mine Action and Rural Development Services	1	38,000.00
	Ecuador	INNOVAOFFICE	Building maintenance and repair services	1	34,255.00
	Ecuador	MantisComper Cia. Ltda.	Sales and business promotion activities	1	30,000.00
	Ecuador	PERFOPIS PERFILES DE OPINION CIA, LTDA.	Engineering and Research and Technology Based Services	1	50,000.00
	Ecuador	PKF & Co. Cia. Ltda.	Financial and Insurance Services	1	45,000.00
	Ecuador	UNDP ECUADOR	Management, Business Professionals, Administrative Services	1	52,805.72
	Ecuador	UNDP ECUADOR	Security and personal safety	2	71,732.86
	Egypt	Name withheld for security reasons*	Management, Business Professionals, Administrative Services	1	74,418.75
	Egypt	CARITAS - EGYPT	Management, Business Professionals, Administrative Services	1	324,862.06
	Egypt	Diocese of Egypt	Management, Business Professionals, Administrative Services	3	376,146.00
	Egypt	Name withheld for security reasons*	Humanitarian Aid, Mine Action and Rural Development Services	2	144,654.48
	Egypt	FORCIER CONSULTING LTD	Engineering and Research and Technology Based Services	1	63,890.00
	Egypt	HAVAL COMPANY	Building maintenance and repair services	1	47,691.98
	Egypt	Islamic Relief - EGYPT	Management, Business Professionals, Administrative Services	1	872,370.68
	Egypt	Jihad Restaurant	Humanitarian Aid, Mine Action and Rural Development Services	1	66,734.06
	Egypt	NEW SELECT EGYPT	Transport services	2	104,956.86
	Egypt	Resala Association for Charity	Management, Business Professionals, Administrative Services	1	236,863.84
	Egypt	THE EGYPTIAN COMPANY FOR MOBIL	Telecommunication Services	1	33,936.65
	Egypt	UNIPRO	Building maintenance and repair services	2	112,570.82
	Egypt	Z OVERSEAS FOR SECURITY & SERV	Security and personal safety	2	196,782.61
	Ethiopia	ADMIN. FOR REFUGEE AND RETURNEE AFFAIRS	Education and Training Services	1	180,365.10
	Ethiopia	AGH-HOUSING ADMINISTRATION DEPT	Management, Business Professionals, Administrative Services	1	44,772.46
	Ethiopia	Akakas Logistics PLC	Storage	2	110,537.51
	Ethiopia	Name withheld for security reasons*	Building maintenance and repair services	3	142,772.99
	Ethiopia	Name withheld for security reasons*	Utilities	1	202,873.35
	Ethiopia	AQUA BORE HOLES PLC	Building maintenance and repair services	1	159,441.79
	Ethiopia	Asso of Ethiopian Educated in Germany	Management, Business Professionals, Administrative Services	1	44,400.00
	Ethiopia	BEE FREIGHT TRANSPORT ASSOCIATION	Transport services	3	161,094.11
	Ethiopia	BEE FREIGHT TRANSPORT ASSOCIATION	Transportation and Storage and Mail Services	1	75,378.43
	Ethiopia	CIMRAN GENERAL CONSTRUCTION	Building maintenance and repair services	1	59,018.82
	Ethiopia	DAWIT MOGES BUILDING CONSTRUCTION	Building maintenance and repair services	1	193,976.01
	Ethiopia	DESERT ROSE CONSULTANCY PLC	Financial and Insurance Services	1	100,154.56
	Ethiopia	Name withheld for security reasons*	Financial and Insurance Services	1	38,450.03
	Ethiopia	HST, CHARTERED CERTIFIED ACCOUNTANTS	Financial and Insurance Services	1	34,881.27
	Ethiopia	International Labour Organization	Management, Business Professionals, Administrative Services	1	234,600.00
	Ethiopia	KURIFTU RESORT AND SPA	Management, Business Professionals, Administrative Services	1	39,831.13
	Ethiopia	MINISTRY OF COMM. & INFO. TECHNOLOGY	Computer services	1	200,000.00
	Ethiopia	Name withheld for security reasons*	Building maintenance and repair services	1	37,714.75
	Ethiopia	Nib Insurance Company (s.co)	Insurance and retirement services	3	184,107.62
	Ethiopia	Nib Insurance Company (s.co)	Storage	1	59,569.55
	Ethiopia	Packtra PLC	Transport services	2	316,985.81
	Ethiopia	PASTORALIST WELFARE ORGANIZATION (PWO)	Management, Business Professionals, Administrative Services	1	97,926.86
	Ethiopia	Name withheld for security reasons*	Building maintenance and repair services	2	62,016.54
	Ethiopia	SHALA ENGINEERING & CONSTRUCTION PLC	Building maintenance and repair services	1	36,039.12
	Ethiopia	Name withheld for security reasons*	Transport services	1	47,387.84
	Ethiopia	SOMALI REGION GUARD LIMITED ASSOCIATION	Security and personal safety	2	149,836.54
	Ethiopia	Name withheld for security reasons*	Building maintenance and repair services	1	49,507.53
	Ethiopia	Name withheld for security reasons*	Management, Business Professionals, Administrative Services	1	53,706.79
	Ethiopia	The Emerald Addis Hotel P.L.C	Management, Business Professionals, Administrative Services	2	80,115.29
	Ethiopia	UN ECONOMIC COMMISSION FOR AFRICA	Management, Business Professionals, Administrative Services	3	155,939.00
	Ethiopia	UNITED BROTHERS PLC	Security and personal safety	1	543,295.35
	Ethiopia	Name withheld for security reasons*	Management, Business Professionals, Administrative Services	2	107,788.80
	Ethiopia	WORLD FOOD PROGRAMME	Mail and cargo transport	2	83,738.07
	Ethiopia	Name withheld for security reasons*	Security and personal safety	1	45,928.72
	European Countries	AL-TRADE Sh.p.k	Building maintenance and repair services	1	409,748.99
	European Countries	BALKAN INTERNATIONAL	Security and personal safety	2	146,118.45
	European Countries	Name withheld for security reasons*	Management, Business Professionals, Administrative Services	1	31,830.24
	France	ACTED	Management, Business Professionals, Administrative Services	1	2,750,000.03
	France	AFIAA	Management, Business Professionals, Administrative Services	1	203,527.82
	France	ENERCAP	Management, Business Professionals, Administrative Services	1	53,900.00
	France	NOVACOM SERVICES	Reproduction services	2	147,000.00
	France	PARK & SUITES GENEVE AEROPORT (FERNEY)	Travel and Food and Lodging and Entertainment Services	1	45,805.08
	France	PENELOPE	Security and personal safety	1	48,846.68
	France	TRIANGLE GENERATION HUMANITAIRE	Management, Business Professionals, Administrative Services	1	609,357.08

\* For security and privacy reasons, the name of the contractor is not displayed when it includes the name of an individual.



AGENCY	Location of Supplier	Name of Contractor	Description of Services	# Contracts	Total Value of Contracts (USD)
	<b>UNHCR continued</b>				
	Georgia	4X4 LTD	Management, Business Professionals, Administrative Services	1	42,413.16
	Georgia	ALDAGI BCI	Insurance and retirement services	1	34,621.32
	Georgia	BUSINESS CENTRE SABURTALO LTD	Management, Business Professionals, Administrative Services	1	120,000.00
	Germany	Name withheld for security reasons*	Management, Business Professionals, Administrative Services	2	129,066.88
	Germany	Name withheld for security reasons*	Management, Business Professionals, Administrative Services	1	144,000.00
	Ghana	Name withheld for security reasons*	Management, Business Professionals, Administrative Services	1	36,000.00
	Ghana	GHANA COMMERCIAL BANK LTD	Humanitarian Aid, Mine Action and Rural Development Services	1	867,000.00
	Ghana	UNIVERSAL CYBERLINKS	Computer services	1	31,000.00
	Ghana	Universal Cyberlinks Limited	Computer services	1	53,850.00
	Ghana	WESTEC SECURITY SYSTEMS (GH) LTD	Security and personal safety	2	62,877.76
	Ghana	WFP UNHRD GHANA	Storage	1	45,000.00
	Greece	ARGOS SECURITY A.E.	Security and personal safety	2	84,606.04
	Greece	Name withheld for security reasons*	Building maintenance and repair services	1	42,877.19
	Guinea	Connectis House	Computer services	1	41,609.01
	Guinea	PNUD CONAKRY	Management, Business Professionals, Administrative Services	2	74,014.00
	Guinea	Name withheld for security reasons*	Management, Business Professionals, Administrative Services	2	144,000.00
	Guinea	Name withheld for security reasons*	Financial and Insurance Services	1	60,000.00
	Hungary	Hewlett-Packard Informatikai Kft	Computer services	2	161,763.91
	Hungary	KINNARPS HUNGARY KFT	Building maintenance and repair services	1	40,934.78
	Hungary	NH HUNGARY SZALLODAUZEMELTETO KFT	Travel and Food and Lodging and Entertainment Services	1	39,761.83
	Hungary	TNS HOFFMANN LTD.	Market research	1	37,465.56
	Hungary	T-Systems Hungary LTD	Telecommunication Services	1	67,379.37
	India	CORPORATE HOUSEKEEPING SERVICES I PVT/LTD	Building maintenance and repair services	1	47,494.62
	India	G4S SECURE SOLUTIONS (INDIA) PVT. LTD	Security and personal safety	1	96,243.29
	India	HCL Technologies Limited	Computer services	16	2,850,649.00
	India	Name withheld for security reasons*	Financial and Insurance Services	1	80,000.00
	India	MELVIN INTERIORS	Building maintenance and repair services	1	38,914.11
	India	RAMADHAR & COMPANY	Management, Business Professionals, Administrative Services	1	327,689.79
	India	SIFY SOFTWARE LIMITED	Education and Training Services	1	48,650.00
	Indonesia	PT. G4S SECURITY SERVICES	Security and personal safety	2	137,552.92
	Indonesia	Name withheld for security reasons*	Management, Business Professionals, Administrative Services	1	204,312.99
	Iran (Islamic Republic of)	Name withheld for security reasons*	Humanitarian Aid, Mine Action and Rural Development Services	1	100,031.40
	Iran (Islamic Republic of)	Name withheld for security reasons*	Financial and Insurance Services	1	42,549.74
	Iran (Islamic Republic of)	ALBORZ INSURANCE COMPANY (AIC)	Insurance and retirement services	1	244,810.32
	Iran (Islamic Republic of)	Name withheld for security reasons*	Humanitarian Aid, Mine Action and Rural Development Services	1	81,564.59
	Iran (Islamic Republic of)	Asia Insurance Corporation	Insurance and retirement services	3	13,506,003.84
	Iran (Islamic Republic of)	BAHONAR	Humanitarian Aid, Mine Action and Rural Development Services	1	79,131.14
	Iran (Islamic Republic of)	Name withheld for security reasons*	Management, Business Professionals, Administrative Services	2	117,962.64
	Iran (Islamic Republic of)	Name withheld for security reasons*	Security and personal safety	1	86,371.13
	Iran (Islamic Republic of)	Name withheld for security reasons*	Humanitarian Aid, Mine Action and Rural Development Services	1	36,219.95
	Iran (Islamic Republic of)	Name withheld for security reasons*	Humanitarian Aid, Mine Action and Rural Development Services	1	62,683.57
	Iran (Islamic Republic of)	Name withheld for security reasons*	Management, Business Professionals, Administrative Services	1	57,600.00
	Iran (Islamic Republic of)	Name withheld for security reasons*	Humanitarian Aid, Mine Action and Rural Development Services	1	32,276.28
	Iran (Islamic Republic of)	Name withheld for security reasons*	Humanitarian Aid, Mine Action and Rural Development Services	1	45,727.69
	Iran (Islamic Republic of)	Name withheld for security reasons*	Management, Business Professionals, Administrative Services	4	962,248.36
	Iran (Islamic Republic of)	Name withheld for security reasons*	Humanitarian Aid, Mine Action and Rural Development Services	1	32,276.28
	Iran (Islamic Republic of)	Name withheld for security reasons*	Humanitarian Aid, Mine Action and Rural Development Services	1	33,550.22
	Iran (Islamic Republic of)	Name withheld for security reasons*	Humanitarian Aid, Mine Action and Rural Development Services	1	48,257.05
	Iran (Islamic Republic of)	QAEM HOSPITAL	Humanitarian Aid, Mine Action and Rural Development Services	1	32,276.28
	Iran (Islamic Republic of)	Raah Bon Service Company	Security and personal safety	3	141,998.34
	Iran (Islamic Republic of)	REFUGEES/ASYLUM SEEKERS IN IRAN	Education and Training Services	1	134,119.56
	Iran (Islamic Republic of)	Name withheld for security reasons*	Management, Business Professionals, Administrative Services	1	54,000.00
	Iran (Islamic Republic of)	Name withheld for security reasons*	Humanitarian Aid, Mine Action and Rural Development Services	1	63,649.22
	Iran (Islamic Republic of)	Name withheld for security reasons*	Management, Business Professionals, Administrative Services	1	62,784.14
	Iran (Islamic Republic of)	Name withheld for security reasons*	Humanitarian Aid, Mine Action and Rural Development Services	1	79,310.80
	Iran (Islamic Republic of)	Name withheld for security reasons*	Humanitarian Aid, Mine Action and Rural Development Services	1	42,270.73
	Iran (Islamic Republic of)	Name withheld for security reasons*	Humanitarian Aid, Mine Action and Rural Development Services	1	50,609.44
	Iran (Islamic Republic of)	Name withheld for security reasons*	Management, Business Professionals, Administrative Services	2	152,450.67
	Iraq	ACTED AGENCY FOR TECHNICAL COOPERATION	Management, Business Professionals, Administrative Services	1	917,146.99
	Iraq	Aveen Company	Transport services	3	442,025.00
	Iraq	Barza Security company	Security and personal safety	1	53,100.00
	Iraq	Name withheld for security reasons*	Storage	1	135,600.00
	Iraq	Gulf Shield Company for Security Service	Security and personal safety	1	102,000.00
	Iraq	INTERNATIONAL RESCUE COMMITTEE (IRC)	Management, Business Professionals, Administrative Services	1	549,638.00
	Iraq	IOM	Travel and Food and Lodging and Entertainment Services	1	215,000.00
	Iraq	Name withheld for security reasons*	Storage	1	348,800.00
	Iraq	Name withheld for security reasons*	Security and personal safety	1	141,600.00
	Iraq	Kurdistan Reconstruction Develop Society	Management, Business Professionals, Administrative Services	1	1,310,033.00
	Iraq	Mazi Motel	Building and Facility Construction and Maintenance Services	1	136,877.00
	Iraq	REBUILD IRAQ RECRUITMENT PROGRAM (RIRP)	Management, Business Professionals, Administrative Services	2	1,310,910.00
	Iraq	Saad Convention Centre	Travel and Food and Lodging and Entertainment Services	1	31,850.00
	Iraq	SAVE THE CHILDREN FEDERATION Inc	Management, Business Professionals, Administrative Services	1	62,560.00
	Iraq	Scopesky Communications	Computer services	1	55,000.00
	Ireland	Adobe Systems Software Ireland Limited	Computer services	1	125,801.17
	Ireland	Humanitarian Outcomes Ltd	Engineering and Research and Technology Based Services	1	149,115.00
	Ireland	LANDesk International Ltd	Computer services	3	241,075.37
	Ireland	MICROSOFT IRELAND OPERATIONS LTD	Computer services	2	1,111,538.01
	Israel	LEMEL-COHEN CREATIVE ADVERTISING LTD.	Sales and business promotion activities	1	32,476.70
	Italy	A PIU SRL	Sales and business promotion activities	1	47,989.28
	Italy	Name withheld for security reasons*	Management, Business Professionals, Administrative Services	1	60,477.45
	Italy	APPCO GROUP ITALIA SRL	Sales and business promotion activities	5	1,748,068.90
	Italy	CEMIT INTERACTIVE MEDIA	Sales and business promotion activities	3	124,212.71
	Italy	CONTACTLAB S.r.l.	Sales and business promotion activities	1	41,819.37
	Italy	DIRECT CHANNEL	Sales and business promotion activities	1	64,652.65
	Italy	INTERNATIONAL LABOUR ORGANIZATION (ILO)	Graphic design	2	130,792.82
	Italy	INTERSOS	Management, Business Professionals, Administrative Services	1	54,571.49
	Italy	INTERTEK ITALIA SPA	Materials or product inspection	1	50,000.00
	Italy	ISTITUTO NAZIONALE COMUNICAZIONE	Sales and business promotion activities	1	41,059.60
	Italy	METAMARKETING SERVICE srl	Sales and business promotion activities	6	296,850.11
	Italy	Numero Blu Servizi SpA	Sales and business promotion activities	8	798,037.51
	Italy	POSTE ITALIANE	Sales and business promotion activities	1	40,809.83
	Italy	POSTE ITALIANE - NO PROFIT - TORINO	Sales and business promotion activities	1	40,318.86
	Italy	The UN WORLD FOOD PROGRAMME	Mail and cargo transport	1	606,000.00
	Italy	The UN WORLD FOOD PROGRAMME	Transport services	1	34,006.11
	Italy	The UN WORLD FOOD PROGRAMME	Transportation and Storage and Mail Services	5	488,691.12
	Italy	WORLD FOOD PROGRAMME	Mail and cargo transport	3	2,768,237.35
	Japan	Alacom Co., Ltd.	Security and personal safety	1	78,118.20
	Japan	Name withheld for security reasons*	Management, Business Professionals, Administrative Services	1	41,348.58
	Japan	Name withheld for security reasons*	Management, Business Professionals, Administrative Services	1	223,291.92
	Japan	PEACE WINDS JAPAN	Management, Business Professionals, Administrative Services	1	428,168.14
	Jordan	Al-Ghad Company for joy & occasions	Building maintenance and repair services	1	39,546.61
	Jordan	AL-SAHA for electrical systems	Building maintenance and repair services	1	305,274.01
	Jordan	AL-SAHA for electrical systems	Computer services	1	267,278.25
	Jordan	Name withheld for security reasons*	Management, Business Professionals, Administrative Services	2	120,000.00
	Jordan	Name withheld for security reasons*	Building maintenance and repair services	1	127,118.64
	Jordan	Name withheld for security reasons*	Building maintenance and repair services	1	33,676.55
	Jordan	Bushra Engineering & Contracting Company	Building maintenance and repair services	3	497,778.11
	Jordan	Bushra Engineering & Contracting Company	Management, Business Professionals, Administrative Services	1	588,892.00
	Jordan	CARE-COOPERATIVE FOR ASSISTANCE & REILEF	Management, Business Professionals, Administrative Services	1	556,710.79
	Jordan	Dallah Rent A Car	Management, Business Professionals, Administrative Services	1	42,372.87
	Jordan	Name withheld for security reasons*	Building maintenance and repair services	2	145,480.22
	Jordan	Electricity Distribution Company (EDCO)	Utilities	1	61,743.86
	Jordan	G4S SECURE SOLUTIONS INTERNATIONAL INC	Security and personal safety	1	84,237.29
	Jordan	G4S Secure Solutions Int'l Inc. Jordan	Security and personal safety	10	1,306,807.17
	Jordan	Greater Irbid Municipality	Management, Business Professionals, Administrative Services	1	33,898.31

\* For security and privacy reasons, the name of the contractor is not displayed when it includes the name of an individual.

2013 | Major contracts for services and works by UN organization

AGENCY	Location of Supplier	Name of Contractor	Description of Services	# Contracts	Total Value of Contracts (USD)
UNHCR continued	Jordan	IMDAD Total Site Services	Management, Business Professionals, Administrative Services	1	60,734.46
	Jordan	International Medical Corps	Management, Business Professionals, Administrative Services	1	316,590.48
	Jordan	Irbid District Electricity Company LTD	Building maintenance and repair services	6	785,915.27
	Jordan	Irbid District Electricity Company LTD	Utilities	10	5,409,493.21
	Jordan	ITALIAN HOSPITAL	Humanitarian Aid, Mine Action and Rural Development Services	5	259,685.18
	Jordan	JASCOO	Building maintenance and repair services	1	61,566.38
	Jordan	JORDAN DATA COMMUNICATION SERVICES CO.	Telecommunication Services	1	207,449.15
	Jordan	JORDAN ELECTRICITY COMPANY	Building maintenance and repair services	1	64,117.23
	Jordan	JORDAN ELECTRICITY COMPANY	Utilities	4	203,389.83
	Jordan	Jordan Mobile Telephone Service Company	Computer services	1	33,898.30
	Jordan	Jordan Mobile Telephone Service Company	Telecommunication Services	4	382,590.40
	Jordan	Jordan Pioneer For Metal Industry	Building maintenance and repair services	1	91,166.43
	Jordan	Jordan Valley Marriott Hotel Resort & SPA	Travel and Food and Lodging and Entertainment Services	1	31,927.97
	Jordan	KEMPINSKI HOTEL AMMAN	Education and Training Services	1	38,135.61
	Jordan	KEMPINSKI HOTEL AMMAN	Management, Business Professionals, Administrative Services	1	49,748.59
	Jordan	Kuehne+Nagel	Storage	7	1,371,866.40
	Jordan	Kuehne+Nagel	Transport services	10	2,036,011.11
	Jordan	Luzmila Hospital	Humanitarian Aid, Mine Action and Rural Development Services	4	217,535.06
	Jordan	MINISTRY OF INTERIOR	Management, Business Professionals, Administrative Services	1	1,026,227.47
	Jordan	Ministry of Planning & International Coo	Management, Business Professionals, Administrative Services	1	168,533.90
	Jordan	Modern Est. for Construction Systems	Building maintenance and repair services	1	69,209.04
	Jordan	Name withheld for security reasons*	Building maintenance and repair services	6	747,754.25
	Jordan	Name withheld for security reasons*	Management, Business Professionals, Administrative Services	1	84,745.76
	Jordan	Name withheld for security reasons*	Management, Business Professionals, Administrative Services	1	127,118.64
	Jordan	Plaza Holidays	Travel and Food and Lodging and Entertainment Services	1	38,984.48
	Jordan	ROYAL TOURS	Travel and Food and Lodging and Entertainment Services	1	35,310.73
	Jordan	Name withheld for security reasons*	Building maintenance and repair services	2	181,885.59
	Jordan	Name withheld for security reasons*	Security and personal safety	1	84,711.86
	Jordan	Samman & Co.	Financial and Insurance Services	1	159,172.00
	Jordan	Samman and Partner Accountants Co.	Financial and Insurance Services	1	92,481.64
	Jordan	Stars Orbit Consultants & Manag. Develop	Market research	1	79,429.00
	Jordan	Syrian Refugees Camps Department	Management, Business Professionals, Administrative Services	1	1,129,943.50
	Jordan	Name withheld for security reasons*	Building maintenance and repair services	4	3,315,349.53
	Jordan	Tawefah for Scrap Trading Co. Ltd.	Building maintenance and repair services	3	186,073.24
	Jordan	Theebah Survey Establishment	Engineering and Research and Technology Based Services	3	190,365.61
	Jordan	Tutbeegat Engineering Trading & Contract	Building maintenance and repair services	1	69,632.77
	Jordan	UNITED NATIONS OFFICE FOR PROJECT SERVIC	Management, Business Professionals, Administrative Services	3	1,295,583.66
	Jordan	Wateen Information Technology	Building maintenance and repair services	1	66,581.92
	Jordan	Wateen Information Technology	Computer services	2	79,405.37
	Kazakhstan	LTD Otrar Travel	Travel and Food and Lodging and Entertainment Services	1	100,000.00
	Kazakhstan	UNDP	Management, Business Professionals, Administrative Services	2	241,459.00
	Kenya	A A KAWIR TRANSPORTERS LTD	Transportation and Storage and Mail Services	1	46,032.22
	Kenya	AFRICAN POPULATION HEALTH RESEARCH CENTR	Management, Business Professionals, Administrative Services	6	406,233.42
	Kenya	AINUSHAMSI CONSTRUCTION AND TRANSPORT	Building maintenance and repair services	1	134,772.68
	Kenya	ARFON INVESTMENT COMPANY LTD	Building maintenance and repair services	1	39,697.46
	Kenya	BIDCO OIL REFINERIES LIMITED	Transport services	1	185,000.00
	Kenya	CIRCUIT BUSINESS SYSTEMS (K) LIMITED	Computer services	1	48,160.65
	Kenya	CUSTOM AUTO AND SOLAR LTD	Building maintenance and repair services	1	36,009.59
	Kenya	DANISH REFUGEE COUNCIL	Management, Business Professionals, Administrative Services	1	382,668.45
	Kenya	EQUITY BANK LTD -DADAAB	Building maintenance and repair services	2	113,738.11
	Kenya	EQUITY BANK LTD -DADAAB	Security and personal safety	4	392,764.45
	Kenya	FIRST CLASS FACILITY CLEANERS LTD	Building maintenance and repair services	2	104,490.16
	Kenya	G4S SECURITY SERVICES (K) LTD	Security and personal safety	10	2,409,478.19
	Kenya	GALKAYO EDUCATION CNR FOR PEACE	Management, Business Professionals, Administrative Services	1	36,000.00
	Kenya	GANANA CONSTRUCTION LTD	Building maintenance and repair services	1	59,850.57
	Kenya	HILTON NAIROBI	Management, Business Professionals, Administrative Services	3	107,648.01
	Kenya	HORSEED ENGINEERING AND CONSTRUCTION COY	Building maintenance and repair services	1	34,827.59
	Kenya	INTERNATIONAL RESCUE COMMITTEE (IRC)	Management, Business Professionals, Administrative Services	1	55,127.61
	Kenya	INTERTEK INTERNATIONAL LIMITED	Materials or product inspection	1	54,534.00
	Kenya	KAFI BROTHERS	Building maintenance and repair services	3	515,465.80
	Kenya	KATE FREIGHT AND TRAVEL LTD	Storage	2	141,521.54
	Kenya	KAZANA CLEANING AND MAINTENANCE SERVICES	Building maintenance and repair services	1	49,185.62
	Kenya	KENYA MAGISTRATES AND JUDGES ASSOCIATION	Management, Business Professionals, Administrative Services	1	48,064.41
	Kenya	KENYA RED CROSS	Management, Business Professionals, Administrative Services	1	477,690.75
	Kenya	KHER CONSTRUCTION AND ENGINEERING CO LTD	Building maintenance and repair services	1	121,941.62
	Kenya	KHER CONSTRUCTION AND ENGINEERING CO LTD	Security and personal safety	1	51,112.93
	Kenya	KNIGHT FRANK KENYA LTD	Management, Business Professionals, Administrative Services	3	612,480.40
	Kenya	KUEHNE + NAGEL	Transport services	5	316,700.00
	Kenya	KUEHNE + NAGEL LIMITED	Storage	1	56,976.74
	Kenya	LOKICHOGGIO OROPOI AND KAKUMA DEV ORG	Management, Business Professionals, Administrative Services	1	129,004.82
	Kenya	LWF	Management, Business Professionals, Administrative Services	3	856,654.72
	Kenya	Machines Technologies (2006) Ltd.	Graphic design	2	81,887.25
	Kenya	MELLECH ENGINEERING AND CONSTRUCTION LTD	Building maintenance and repair services	1	55,167.26
	Kenya	MIKFA CONSTRUCTION COMPANY LTD	Building maintenance and repair services	1	83,643.41
	Kenya	NAKUMATT HOLDINGS LTD	Building and Facility Construction and Maintenance Services	1	53,581.37
	Kenya	NATIONAL COUNCIL OF CHURCHES OF KENYA	Management, Business Professionals, Administrative Services	1	266,424.41
	Kenya	NETVALLEY TECHNOLOGIES LIMITED	Computer services	1	76,291.00
	Kenya	NORWEGIAN REFUGEE COUNCIL (NRC)	Management, Business Professionals, Administrative Services	3	897,302.32
	Kenya	Name withheld for security reasons*	Management, Business Professionals, Administrative Services	1	53,400.00
	Kenya	PINNIE AGENCY LIMITED	Building maintenance and repair services	3	624,985.00
	Kenya	PKF KENYA	Financial and Insurance Services	1	62,080.00
	Kenya	PRICEWATERHOUSECOOPERS	Financial and Insurance Services	1	175,419.00
	Kenya	PRODTech ENGINEERS LIMITED	Building maintenance and repair services	1	45,904.83
	Kenya	RELIEF & MISSION LOGISTICS LTD	Transport services	5	791,045.00
	Kenya	Sabena Building Contractors	Building maintenance and repair services	1	83,307.14
	Kenya	SAFARI PARK HOTEL AND CASINO	Management, Business Professionals, Administrative Services	1	30,876.00
	Kenya	SALINA TRANSPORTERS LTD	Transport services	2	403,400.00
	Kenya	Samaritan's Purse	Management, Business Professionals, Administrative Services	1	1,285,330.60
	Kenya	Save the Children International	Management, Business Professionals, Administrative Services	1	124,585.20
	Kenya	SERENA HOTELS	Management, Business Professionals, Administrative Services	1	39,260.97
	Kenya	Name withheld for security reasons*	Security and personal safety	2	105,921.22
	Kenya	TURKANA TECHNICAL AND BUILDING CONST CO	Building maintenance and repair services	1	86,498.24
	Kenya	UNDP REPRESENTATIVE IN SOMALIA	Management, Business Professionals, Administrative Services	6	1,321,922.67
	Kenya	UNITED NATIONS OFFICE AT NAIROBI	Management, Business Professionals, Administrative Services	2	1,094,322.00
	Kenya	UNITED NATIONS OFFICE AT NAIROBI	Security and personal safety	3	264,219.90
	Kenya	UNITED NATIONS OFFICE AT NAIROBI	Travel and Food and Lodging and Entertainment Services	1	330,182.75
	Kenya	WFP SOMALIA	Mail and cargo transport	1	139,546.50
	Kenya	WFP SOMALIA	Transport services	1	30,000.00
	Kenya	WFP SOMALIA	Travel and Food and Lodging and Entertainment Services	9	959,005.40
	Kenya	WINDLE TRUST KENYA	Management, Business Professionals, Administrative Services	2	638,484.35
	Kuwait	Name withheld for security reasons*	Telecommunication Services	3	180,000.00
	Kuwait	UNITED NATIONS ASS. MISSION FOR IRAQ	Financial and Insurance Services	10	460,020.00
	Kuwait	UNITED NATIONS ASS. MISSION FOR IRAQ	Management, Business Professionals, Administrative Services	36	5,349,136.67
	Kyrgyzstan	Name withheld for security reasons*	Management, Business Professionals, Administrative Services	1	30,000.00
	Kyrgyzstan	UNDP KYRGYZSTAN	Management, Business Professionals, Administrative Services	1	38,438.00
	Lebanon	AGILITY LOGISTICS LEBANON SAL	Storage	7	337,273.26
	Lebanon	ALL TRANSPORT AGENCY SARL	Transport services	1	44,450.00
	Lebanon	Name withheld for security reasons*	Building maintenance and repair services	1	110,000.00
	Lebanon	AVIS LEBANON/ MIDDLE EAST CAR RENTAL	Management, Business Professionals, Administrative Services	6	389,593.00
	Lebanon	BATOOTA FILMS	Sales and business promotion activities	1	33,500.00
	Lebanon	Berycom sarl	Telecommunication Services	1	132,300.00
	Lebanon	COMPUTEL SARL	Computer services	2	119,206.17
	Lebanon	COOPERATIVE HOUSING FOUNDATION d/b/a	Management, Business Professionals, Administrative Services	2	928,312.00
	Lebanon	DALAL STEEL INDUSTRIES S.A.R.L	Building maintenance and repair services	3	131,950.00
	Lebanon	ELECTRICITE DU LIBAN	Utilities	2	106,057.37

\* For security and privacy reasons, the name of the contractor is not displayed when it includes the name of an individual.

Major contracts for services and works by UN organization | 2013

AGENCY	Location of Supplier	Name of Contractor	Description of Services	# Contracts	Total Value of Contracts (USD)
	<b>UNHCR continued</b>				
	Lebanon	Name withheld for security reasons*	Building maintenance and repair services	3	232,105.00
	Lebanon	Name withheld for security reasons*	Telecommunication Services	1	112,325.00
	Lebanon	FASTLINK S.A.L	Management, Business Professionals, Administrative Services	1	500,000.00
	Lebanon	GLOBEMED LEBANON SAL	Healthcare Services	3	1,362,500.00
	Lebanon	HOLIDAY INN DUNES	Travel and Food and Lodging and Entertainment Services	1	35,085.00
	Lebanon	Name withheld for security reasons*	Management, Business Professionals, Administrative Services	2	117,600.00
	Lebanon	Name withheld for security reasons*	Management, Business Professionals, Administrative Services	1	38,680.79
	Lebanon	Name withheld for security reasons*	Storage	4	483,796.13
	Lebanon	Name withheld for security reasons*	Transport services	3	302,085.00
	Lebanon	Name withheld for security reasons*	Transportation and Storage and Mail Services	1	600,000.00
	Lebanon	KINGDOM-BEIRUT SAL-(FOUR SEASONS HOTEL)	Healthcare Services	2	575,654.44
	Lebanon	KINGDOM-BEIRUT SAL-(FOUR SEASONS HOTEL)	Management, Business Professionals, Administrative Services	2	140,360.60
	Lebanon	KINGDOM-BEIRUT SAL-(FOUR SEASONS HOTEL)	Travel and Food and Lodging and Entertainment Services	4	686,328.08
	Lebanon	LEBANESE ENGINEERING&CONTRACTING COMPANY	Building maintenance and repair services	1	56,012.00
	Lebanon	Name withheld for security reasons*	Management, Business Professionals, Administrative Services	1	45,833.00
	Lebanon	MALIKS BOOKSHOP	Graphic design	1	43,471.27
	Lebanon	MIC1 SAL	Telecommunication Services	2	246,000.00
	Lebanon	MINISTRY OF TELECOMMUNICATIONS	Telecommunication Services	1	34,368.80
	Lebanon	Modon Group SARL	Building maintenance and repair services	1	44,285.00
	Lebanon	Name withheld for security reasons*	Financial and Insurance Services	1	150,000.00
	Lebanon	Name withheld for security reasons*	Building maintenance and repair services	2	122,526.75
	Lebanon	NAZHA Travel, Tourism & Freight	Transport services	3	479,985.00
	Lebanon	NAZHA Travel, Tourism & Freight	Transportation and Storage and Mail Services	1	500,000.00
	Lebanon	NETWORK CONSULTING AND OUTSOURCING s.a.l	Computer services	1	80,183.14
	Lebanon	New Media Lead (S.A.R.L)	Sales and business promotion activities	2	190,000.00
	Lebanon	NORWEGIAN REFUGEE COUNCIL(NRC)	Management, Business Professionals, Administrative Services	1	1,275,000.00
	Lebanon	PROTECTOR	Security and personal safety	10	1,602,127.37
	Lebanon	Name withheld for security reasons*	Management, Business Professionals, Administrative Services	1	136,620.00
	Lebanon	SAVE THE CHILDREN	Management, Business Professionals, Administrative Services	1	4,779,285.00
	Lebanon	Société D'Aménagement Foncié re	Management, Business Professionals, Administrative Services	1	37,332.00
	Lebanon	TERRANET SAL	Computer services	2	98,809.67
	Lebanon	TERRE DES HOMMES ITALIA	Management, Business Professionals, Administrative Services	1	2,399,550.00
	Lebanon	The Lebanese Association for Popular Act	Management, Business Professionals, Administrative Services	1	1,030,907.46
	Lebanon	UNDP IN LEBANON	Management, Business Professionals, Administrative Services	1	54,798.11
	Lebanon	WAR CHILD	Management, Business Professionals, Administrative Services	1	1,225,000.00
	Lebanon	Name withheld for security reasons*	Management, Business Professionals, Administrative Services	1	204,032.33
	Liberia	Name withheld for security reasons*	Management, Business Professionals, Administrative Services	1	102,000.00
	Liberia	BEEVER COMMUNICATIONS INCORPORATED	Sales and business promotion activities	1	33,000.00
	Liberia	DANISH REFUGEE COUNCIL (DRC)	Financial and Insurance Services	2	174,604.00
	Liberia	DOCTOR "J" MECHANICAL CENTER	Healthcare Services	1	38,614.08
	Liberia	DON'T GIVE UP CONSTRUCTION COMPANY	Building maintenance and repair services	1	35,020.05
	Liberia	EXECUTIVE SECURITY CONSULTANCY	Security and personal safety	2	191,400.00
	Liberia	Name withheld for security reasons*	Management, Business Professionals, Administrative Services	1	30,000.00
	Liberia	LONESTAR COMMUNICATIONS CORPORATION	Telecommunication Services	1	36,000.00
	Liberia	MOVIC REFRIGERATION CENTER	Healthcare Services	1	37,200.00
	Liberia	Name withheld for security reasons*	Financial and Insurance Services	1	45,608.00
	Liberia	PEACE JANITORIAL AND MAINTENANCE SERVICE	Building maintenance and repair services	1	38,404.80
	Liberia	Name withheld for security reasons*	Storage	1	66,000.00
	Liberia	UNITED NATIONS DEVELOPMENT PROGRAM	Management, Business Professionals, Administrative Services	1	101,015.22
	Liberia	UNITED NATIONS MISSION IN LIBERIA	Computer services	1	34,555.68
	Liberia	UNIVERSAL CYBERLINKS LTD.	Telecommunication Services	1	33,300.00
	Libya	Name withheld for security reasons*	Building maintenance and repair services	1	34,198.00
	Libya	Name withheld for security reasons*	Building and Facility Construction and Maintenance Services	1	118,837.21
	Libya	Name withheld for security reasons*	Management, Business Professionals, Administrative Services	1	87,600.00
	Libya	LIBYA TELECOM & TECHNOLOGY	Computer services	1	63,750.00
	Libya	Name withheld for security reasons*	Management, Business Professionals, Administrative Services	2	94,875.00
	Libya	The Engineer for Safety & Security LTD	Security and personal safety	1	52,229.30
	Libya	Zart Oil Services Co.	Security and personal safety	1	30,182.54
	Luxembourg	IMPRIMERIE CENTRALE	Graphic design	2	362,268.08
	Malawi	KNIGHT FRANK	Management, Business Professionals, Administrative Services	1	88,980.00
	Malawi	PROTO ENERGY	Management, Business Professionals, Administrative Services	1	35,000.00
	Malawi	THE TRAVEL CENTRE	Transportation and Storage and Mail Services	1	96,810.75
	Malaysia	Name withheld for security reasons*	Building maintenance and repair services	1	37,548.39
	Malaysia	SECURE GUARDS SDN.BHD	Security and personal safety	1	193,670.67
	Malaysia	SG GLOBAL SUPPORT SERVICES SDN BHD	Sales and business promotion activities	1	342,457.41
	Malaysia	TELEKOM MALAYSIA BERHAD	Telecommunication Services	1	30,630.86
	Malaysia	TENAGA NASIONAL BERHAD	Utilities	1	85,658.66
	Malaysia	Tune Insurance Malaysia Berhad	Insurance and retirement services	1	120,114.39
	Mali	FAACIM - SARL	Financial and Insurance Services	1	81,509.42
	Mali	HARNET SYSTEM MALI SARL	Telecommunication Services	1	41,956.85
	Mali	INTERNATIONAL MEDICAL CORPS	Management, Business Professionals, Administrative Services	1	62,126.08
	Mali	INTERSOS Humanitarian Aid Organization	Management, Business Professionals, Administrative Services	1	90,356.95
	Mali	SOTRAFA SARL	Transportation and Storage and Mail Services	1	54,583.78
	Mauritania	ASSOCIATION LUTTE CONTRE PAUVRETE SD	Management, Business Professionals, Administrative Services	1	63,377.99
	Mauritania	Name withheld for security reasons*	Transport services	1	51,913.48
	Mauritania	ETS TUNICUI	Security and personal safety	1	44,074.35
	Mauritania	FEDERATION LUTHERIENNE MONDIALE	Management, Business Professionals, Administrative Services	1	1,115,092.30
	Mauritania	FONDATION OXFAM INTERMON	Management, Business Professionals, Administrative Services	1	288,378.08
	Mauritania	MAURITANO SUISSE SECURITE	Security and personal safety	2	150,167.85
	Mauritania	SOS DESERT	Management, Business Professionals, Administrative Services	1	33,564.48
	Mexico	BEAR S.A. DE C.V.	Management, Business Professionals, Administrative Services	2	73,876.52
	Mexico	Name withheld for security reasons*	Management, Business Professionals, Administrative Services	1	96,051.24
	Mexico	Name withheld for security reasons*	Graphic design	1	37,852.49
	Montenegro	Name withheld for security reasons*	Management, Business Professionals, Administrative Services	1	31,830.24
	Morocco	FOREMSE	Security and personal safety	1	83,217.61
	Morocco	Name withheld for security reasons*	Management, Business Professionals, Administrative Services	1	32,659.97
	Mozambique	KPMG.AUDITORES E CONSULTORES.SA	Financial and Insurance Services	2	84,292.01
	Mozambique	MOZUNDP	Management, Business Professionals, Administrative Services	1	45,000.00
	Mozambique	Name withheld for security reasons*	Management, Business Professionals, Administrative Services	1	30,000.00
	Myanmar	Name withheld for security reasons*	Management, Business Professionals, Administrative Services	1	108,000.00
	Myanmar	Name withheld for security reasons*	Building maintenance and repair services	2	1,742,635.65
	Myanmar	Karuna Myanmar Social Services-Mytikyina	Management, Business Professionals, Administrative Services	1	68,294.53
	Myanmar	Name withheld for security reasons*	Building maintenance and repair services	1	190,573.34
	Myanmar	Name withheld for security reasons*	Transport services	1	33,760.32
	Myanmar	Name withheld for security reasons*	Building maintenance and repair services	1	36,850.22
	Myanmar	National Prosperity Co., Ltd.	Building maintenance and repair services	1	110,087.88
	Myanmar	Name withheld for security reasons*	Building maintenance and repair services	1	70,861.29
	Myanmar	Name withheld for security reasons*	Building maintenance and repair services	1	258,513.16
	Myanmar	Name withheld for security reasons*	Building maintenance and repair services	2	211,875.11
	Myanmar	Name withheld for security reasons*	Building maintenance and repair services	1	31,870.90
	Myanmar	Name withheld for security reasons*	Financial and Insurance Services	1	60,354.24
	Myanmar	Zwe Construction	Building maintenance and repair services	3	1,621,924.92
	Nepal	G4S SECURITY SERVICES NEPAL (P) LTD.	Security and personal safety	1	44,846.40
	Nepal	TRIBHUVAN AIRPORT CUSTOMS OFFICE	Humanitarian Aid, Mine Action and Rural Development Services	1	99,850.22
	Nepal	UNITED NATIONS DEVELOPMENT PROGRAMME	Management, Business Professionals, Administrative Services	1	53,937.00
	Netherlands	BeDataDriven	Software or hardware engineering	1	30,800.00
	Netherlands	CENTRE FOR MIGRATION LAW	Management, Business Professionals, Administrative Services	1	56,020.94
	Netherlands	ENDEMOL NEDERLAND B.V.	Sales and business promotion activities	1	110,821.38
	Netherlands	HSB CARDS AND CARD SYSTEMS B.V.	Computer services	1	85,078.53
	Netherlands	THE MEDICAL EXPORT GROUP BV	Transport services	1	31,778.00
	Netherlands	TILBURG UNIVERSITY	Education and Training Services	1	30,000.00
	Netherlands	TRANSITION INTERNATIONAL	Engineering and Research and Technology Based Services	1	89,270.00
	Netherlands	Name withheld for security reasons*	Management, Business Professionals, Administrative Services	1	98,232.98
	Niger	ASUSU S.A	Financial and Insurance Services	1	188,080.26
	Niger	CABINET EFIC	Financial and Insurance Services	1	84,905.64

\* For security and privacy reasons, the name of the contractor is not displayed when it includes the name of an individual.

AGENCY				Total Value of
Location of Supplier	Name of Contractor	Description of Services	# Contracts	Contracts (USD)
<b>UNHCR continued</b>				
Niger	Name withheld for security reasons*	Utilities	2	506,393.86
Niger	Name withheld for security reasons*	Building maintenance and repair services	1	147,283.34
Niger	Name withheld for security reasons*	Farming and Fishing and Forestry and Wildlife Contracting Services	2	78,574.57
Niger	ENTREPRISE TAL	Management, Business Professionals, Administrative Services	1	59,465.01
Niger	Name withheld for security reasons*	Farming and Fishing and Forestry and Wildlife Contracting Services	1	35,618.95
Niger	GADNET SECURITE	Security and personal safety	1	88,535.70
Niger	NIGER COM	Computer services	1	150,285.45
Niger	ORANGE NIGER S.A	Telecommunication Services	1	49,045.25
Niger	PAM NIGER	Transport services	1	200,000.00
Niger	SOCIETE NIGERIEENNE DE SECURITE	Security and personal safety	1	41,318.52
Niger	UNICEF NIGER	Building and Facility Construction and Maintenance Services	1	104,700.00
Nigeria	ITCC TECHNICAL LTD	Management, Business Professionals, Administrative Services	1	132,000.00
Nigeria	UNITED NATIONS DEVELOPMENT PROGRAMME	Telecommunication Services	2	95,233.48
Pakistan	ASIAN GROUP OF COMPANY	Building and Facility Construction and Maintenance Services	1	69,818.11
Pakistan	ASIAN GROUP OF COMPANY	Security and personal safety	1	37,581.42
Pakistan	Name withheld for security reasons*	Management, Business Professionals, Administrative Services	1	65,200.00
Pakistan	Name withheld for security reasons*	Financial and Insurance Services	1	33,127.19
Pakistan	Name withheld for security reasons*	Management, Business Professionals, Administrative Services	1	96,000.00
Pakistan	BLACK BOX SOUNDS	Sales and business promotion activities	1	147,345.21
Pakistan	CAR KPK - GOVERNMENT OF PAKISTAN	Management, Business Professionals, Administrative Services	3	1,000,092.41
Pakistan	INTERNATIONAL RESCUE COMMITTEE (IRC)	Management, Business Professionals, Administrative Services	3	1,435,174.11
Pakistan	Name withheld for security reasons*	Management, Business Professionals, Administrative Services	1	58,656.00
Pakistan	Name withheld for security reasons*	Management, Business Professionals, Administrative Services	1	93,840.00
Pakistan	NAYA TEL (PVT) LTD	Computer services	1	41,786.93
Pakistan	PEARL-CONTINENTAL HOTEL	Travel and Food and Lodging and Entertainment Services	1	90,037.18
Pakistan	REALTIME PRODUCTIONS	Sales and business promotion activities	1	30,870.96
Pakistan	REVENUE OFFICER WAPDA (IESCO)	Utilities	2	82,336.60
Pakistan	ROYAL BUILDERS (PVT) LTD	Building maintenance and repair services	2	2,086,530.42
Pakistan	Name withheld for security reasons*	Building maintenance and repair services	1	3,574,743.76
Pakistan	SEBCON (PVT) LTD	Financial and Insurance Services	2	116,886.00
Pakistan	Secure Tech Consultancy (PVT) Limited	Management, Business Professionals, Administrative Services	1	45,621.50
Pakistan	SoSec Consulting Services	Financial and Insurance Services	1	62,553.35
Pakistan	SPEEDY TRAVELS (PVT) LTD.	Travel and Food and Lodging and Entertainment Services	1	30,245.75
Pakistan	TELENOR PAKISTAN (PVT) LTD	Telecommunication Services	1	36,892.80
Pakistan	UNDP REPRESENTATIVE IN PAKISTAN	Building maintenance and repair services	1	98,841.00
Pakistan	UNDP REPRESENTATIVE IN PAKISTAN	Security and personal safety	2	206,634.25
Pakistan	UNITED HUMAN RESOURCE SERVICES (PVT) LTD	Management, Business Professionals, Administrative Services	1	32,721.01
Pakistan	WACKENHUT PAKISTAN (PVT) LTD	Security and personal safety	7	607,106.39
Panama	FUNDACIÓ'N CIUDAD DEL SABER	Management, Business Professionals, Administrative Services	1	56,939.52
Philippines	KUEHNE+NAGEL	Transport services	1	600,000.00
Philippines	UPSCALE REALTY HOLDINGS	Management, Business Professionals, Administrative Services	1	57,970.80
Philippines	YM Cargo Transport Corp.	Transport services	2	149,558.77
Poland	MERCURE GDANSK STARE MIASTO	Education and Training Services	1	30,973.45
Republic of Korea	Appco Korea Ltd.	Sales and business promotion activities	4	874,343.60
Republic of Korea	Doum & Nanum Co., Ltd.	Sales and business promotion activities	7	768,214.26
Republic of Korea	Group M Korea Co. Ltd.	Sales and business promotion activities	2	261,775.65
Republic of Korea	Hantaeul Co., Ltd.	Management, Business Professionals, Administrative Services	1	51,612.90
Republic of Korea	POSTMATE CO., LTD.	Utilities	1	30,180.18
Republic of Korea	Slowalk Co., Ltd.	Graphic design	1	64,516.13
Republic of Korea	THE POSTECH FOUNDATION	Management, Business Professionals, Administrative Services	1	54,634.20
Republic of Korea	Woor DM Co., Ltd.	Management, Business Professionals, Administrative Services	1	62,383.61
Republic of Moldova	SC ACMIA-CON SRL	Building maintenance and repair services	1	39,997.88
Romania	REGIONAL ACCOMMODATION CENTRE TIMISOARA	Utilities	2	73,451.69
Romania	UNICEF ROMANIA OFFICE	Utilities	1	30,358.23
Russian Federation	ARIANA AFGHAN AIRLINES	Transportation and Storage and Mail Services	1	35,000.00
Russian Federation	JSC "ROSAGRO"	Building maintenance and repair services	1	97,005.58
Russian Federation	WORLD HEALTH ORGANISATION	Management, Business Professionals, Administrative Services	1	259,629.39
Rwanda	AGESPRO SECURITY	Security and personal safety	3	162,391.82
Rwanda	DANISH REFUGEE COUNCIL	Management, Business Professionals, Administrative Services	1	67,322.00
Rwanda	Name withheld for security reasons*	Management, Business Professionals, Administrative Services	2	72,000.00
Rwanda	NATIONAL UNIVERSITY OF RWANDA	Financial and Insurance Services	1	64,037.07
Rwanda	PRESTIGE SERVICES COMPANY LTD	Transport services	1	82,706.77
Rwanda	WFP	Engineering and Research and Technology Based Services	1	100,000.00
Saudi Arabia	AL-TAYER SECURITY SERVICES	Security and personal safety	1	63,095.73
Saudi Arabia	Arab Red Cross&Red Crescent Org	Building maintenance and repair services	1	31,427.16
Saudi Arabia	Arab Red Cross&Red Crescent Org	Management, Business Professionals, Administrative Services	1	100,160.04
Senegal	AUDIT & MANAGEMENT CONSULTING SERVICES	Financial and Insurance Services	1	51,526.91
Senegal	AVCI SENEGAL	Security and personal safety	1	46,594.56
Senegal	CERAM	Utilities	1	214,594.41
Senegal	CONCEPT ALUMINIUM SA	Building maintenance and repair services	2	284,712.97
Senegal	E-BATI SERVICES SARL	Building maintenance and repair services	1	31,315.94
Senegal	Name withheld for security reasons*	Management, Business Professionals, Administrative Services	1	31,801.62
Senegal	IMMOBILIERE EXCELLENCE. SARL	Management, Business Professionals, Administrative Services	4	216,674.10
Senegal	LAMANTIN BEACH HOTEL	Travel and Food and Lodging and Entertainment Services	1	31,802.25
Senegal	Name withheld for security reasons*	Travel and Food and Lodging and Entertainment Services	1	40,778.66
Senegal	NEUROTECH	Utilities	1	65,606.81
Senegal	PULLMAN TERANGA DAKAR	Travel and Food and Lodging and Entertainment Services	1	31,749.73
Senegal	RELAX VOYAGES	Travel and Food and Lodging and Entertainment Services	1	59,628.04
Senegal	SATGURU TRAVEL & TOURS SERVICE	Travel and Food and Lodging and Entertainment Services	2	99,474.16
Senegal	SEN INTERNATIONAL LABOUR ORGANIZATION	Financial and Insurance Services	1	110,863.00
Senegal	SOCIÉTÉ NATIONALE D'ÉLECTRICITÉ	Utilities	1	55,652.84
Senegal	SOCIÉTÉ CIVILE IMMO FAALO	Management, Business Professionals, Administrative Services	2	203,530.38
Senegal	TELOGIK SARL	Security and personal safety	1	130,067.07
Senegal	UNICEF Senegal	Management, Business Professionals, Administrative Services	1	55,000.00
Senegal	UNICEF Senegal	Storage	1	60,000.00
Serbia	DIPOS DOO	Management, Business Professionals, Administrative Services	1	93,899.20
Serbia	SECURITAS SE DOO BEOGRAD	Security and personal safety	1	56,173.20
Sierra Leone	Name withheld for security reasons*	Management, Business Professionals, Administrative Services	1	100,111.44
Somalia	Name withheld for security reasons*	Management, Business Professionals, Administrative Services	1	32,000.00
Somalia	AMBASSADOR HOTEL	Management, Business Professionals, Administrative Services	2	85,770.00
Somalia	KAAH Electric Power	Utilities	1	39,600.00
Somalia	Name withheld for security reasons*	Management, Business Professionals, Administrative Services	1	64,000.00
Somalia	Name withheld for security reasons*	Security and personal safety	1	34,380.00
Somalia	Salaam Security & Logistic Services	Security and personal safety	1	38,340.00
Somalia	WALDO INTERNATIONAL TRADING COMPANY	Storage	1	30,000.00
South Africa	Deloitte & Touche	Financial and Insurance Services	1	44,411.93
South Africa	IOM	Transport services	2	62,284.66
South Africa	UNITED NATIONS DEVELOPMENT PROGRAMME	Management, Business Professionals, Administrative Services	2	124,174.68
South Africa	ZAFSHERATON	Management, Business Professionals, Administrative Services	1	40,308.81
South Sudan	ACTION AFRICA HELP INTERNATIONAL	Management, Business Professionals, Administrative Services	1	4,633,416.88
South Sudan	BARO GENERAL TRADING CO. LTD	Management, Business Professionals, Administrative Services	1	49,950.00
South Sudan	Coco Travel Limited	Mail and cargo transport	1	32,880.00
South Sudan	Coco Travel Limited	Transportation and Storage and Mail Services	1	62,443.13
South Sudan	FIXBILL LIMITED	Management, Business Professionals, Administrative Services	1	115,200.00
South Sudan	Food for the Hungry South Sudan	Management, Business Professionals, Administrative Services	1	35,806.00
South Sudan	GAR-GAR TRANSPORTERS LTD	Transport services	10	1,698,980.00
South Sudan	GAR-GAR TRANSPORTERS LTD	Transportation and Storage and Mail Services	9	2,698,415.60
South Sudan	Name withheld for security reasons*	Financial and Insurance Services	1	160,154.00
South Sudan	Juba Office Cleaning Services LTD	Building maintenance and repair services	5	290,919.22
South Sudan	JUBA REGENCY HOTEL	Travel and Food and Lodging and Entertainment Services	1	34,068.00
South Sudan	MALAKAL COMMERCIAL BOAT UNION	Transportation and Storage and Mail Services	1	45,454.55
South Sudan	MB GROUP ENG & CONTRACTORS CO-LTD	Building maintenance and repair services	1	31,111.11
South Sudan	MUGAR COMPANY	Building maintenance and repair services	1	35,353.54
South Sudan	NARROW GATE COMPANY LIMITED	Transport services	2	123,550.00
South Sudan	NEW SUDAN INSURANCE COMPANY	Insurance and retirement services	1	32,951.80

\* For security and privacy reasons, the name of the contractor is not displayed when it includes the name of an individual.

AGENCY				Total Value of
Location of Supplier	Name of Contractor	Description of Services	# Contracts	Contracts (USD)
<b>UNHCR continued</b>				
South Sudan	NEW VISION ENGINEERING CO. LTD	Management, Business Professionals, Administrative Services	1	148,995.00
South Sudan	NZOU GROUP OF COMPANIES	Graphic design	1	102,459.00
South Sudan	SARRON CONSTRUCTION LTD	Transportation and Storage and Mail Services	6	715,630.88
South Sudan	SERVICE SUPPLY AND INVESTMENT CO. LTD.	Security and personal safety	1	35,741.09
South Sudan	TRANSMEDIA ENTERPRISES LTD	Building and Facility Construction and Maintenance Services	1	144,000.00
South Sudan	ZES CONSTRUCTION	Healthcare Services	1	109,208.13
Sri Lanka	BREN SECURITY (PVT) LTD	Security and personal safety	1	44,868.60
Sri Lanka	CEYLON ELECTRICITY BOARD	Utilities	1	37,825.08
Sri Lanka	MUSLIM AID SRI LANKA FIELD OFFICE	Management, Business Professionals, Administrative Services	1	102,620.60
Sudan	Name withheld for security reasons*	Storage	2	114,000.00
Sudan	ACCOUNTS MICROSYSTEMS CO. LTD	Computer services	1	34,080.62
Sudan	ACROSS	Management, Business Professionals, Administrative Services	3	371,196.78
Sudan	Name withheld for security reasons*	Management, Business Professionals, Administrative Services	2	167,980.00
Sudan	Name withheld for security reasons*	Management, Business Professionals, Administrative Services	2	132,000.00
Sudan	Name withheld for security reasons*	Management, Business Professionals, Administrative Services	1	42,000.00
Sudan	ALTADAMUN ORGNIZATION FOR RELIEF	Building maintenance and repair services	2	77,851.13
Sudan	ASASCO FOR TRADING AND CONSTRUCTION	Healthcare Services	1	84,637.35
Sudan	Aswar Multi Activities Company	Security and personal safety	3	791,552.17
Sudan	BUTHARY TRADE, TRANSPORT & CONSTRUCTION	Transport services	2	125,837.61
Sudan	COMMISSIONER FOR REFUGEES	Management, Business Professionals, Administrative Services	1	35,169.26
Sudan	Name withheld for security reasons*	Management, Business Professionals, Administrative Services	1	51,000.00
Sudan	DALMAR TRANSPORTERS LTD	Transport services	1	100,500.00
Sudan	DALMAR TRANSPORTERS LTD	Transportation and Storage and Mail Services	2	99,000.00
Sudan	Name withheld for security reasons*	Building maintenance and repair services	5	300,698.08
Sudan	Delt Cleaning Services	Building maintenance and repair services	1	92,870.47
Sudan	Directorate of Nationality, Passport &	Humanitarian Aid, Mine Action and Rural Development Services	1	45,077.72
Sudan	FANDASI ENGINEERING WORKS	Building maintenance and repair services	1	125,228.00
Sudan	Galgalo Transportation Services Enterpri	Transport services	2	269,791.18
Sudan	GENIFA AIR CARGO SERVICES CO. LTD	Transportation and Storage and Mail Services	1	54,347.83
Sudan	Name withheld for security reasons*	Building maintenance and repair services	4	173,019.01
Sudan	ISLAMIC RELIEF WORLD WIDE	Management, Business Professionals, Administrative Services	2	1,092,677.54
Sudan	JUBA CARGO Village Co.LTD	Storage	1	79,854.88
Sudan	JUBA OFFICE CLEANING SERVICE LTD	Building maintenance and repair services	1	31,319.68
Sudan	MAHIO TECHNO ENGINEERING	Building maintenance and repair services	3	132,643.45
Sudan	Name withheld for security reasons*	Management, Business Professionals, Administrative Services	1	42,000.00
Sudan	Name withheld for security reasons*	Building maintenance and repair services	4	301,232.98
Sudan	MTN SUDAN SOUTH SUDAN	Telecommunication Services	1	114,754.10
Sudan	Mubarak For Accounting , Auditing &	Financial and Insurance Services	1	116,229.07
Sudan	OASIS LOGISTICS AND CONSTRUCTION CO. LTD	Building maintenance and repair services	2	97,754.00
Sudan	RADIO & SATELLITE COMMUNICATION	Computer services	1	60,515.00
Sudan	Name withheld for security reasons*	Building maintenance and repair services	5	217,667.82
Sudan	RASSAY SERVICES	Building maintenance and repair services	1	35,053.15
Sudan	SUDAN COUNCIL OF CHURCHES	Management, Business Professionals, Administrative Services	1	42,000.00
Sudan	Tdbeer Consultancy	Engineering and Research and Technology Based Services	1	43,548.39
Sudan	UNDP RESIDENT REPRESENTATIVE SUDAN JUBA	Management, Business Professionals, Administrative Services	1	49,313.00
Sudan	WARRIOR SECURITY SUDAN LIMITED	Security and personal safety	9	653,984.00
Sudan	WFP Emergency Operation in Sudan	Security and personal safety	2	256,135.00
Sudan	Yassin Engineering & Contracting Co. Ltd	Building and Facility Construction and Maintenance Services	1	182,440.00
Sudan	Yassin Engineering & Contracting Co. Ltd	Building maintenance and repair services	2	106,829.90
Sudan	Zain Company	Telecommunication Services	1	31,792.42
Sweden	FASTIGHETS AB GETINGSVARMEN 15	Management, Business Professionals, Administrative Services	1	151,302.71
Sweden	Fundraising Byran Stockholm AB	Sales and business promotion activities	1	126,056.88
Sweden	INTERNATIONAL AID SERVICES	Building maintenance and repair services	1	36,900.00
Sweden	KomMed AB	Sales and business promotion activities	1	30,826.14
Sweden	MANPOWER	Computer services	1	47,584.91
Sweden	Posten AB	Sales and business promotion activities	1	46,118.36
Sweden	QANDIL SWEDISH NGO	Management, Business Professionals, Administrative Services	2	1,806,247.00
Sweden	SWIDISH CIVIL CONTINGENCIES AGENCY/MSB	Financial and Insurance Services	1	177,318.96
Sweden	The Swedish Civil Contingencies	Education and Training Services	1	109,119.25
Sweden	The Swedish Civil Contingencies	Management, Business Professionals, Administrative Services	1	49,014.17
Switzerland	ABDT MORCIANO	Sales and business promotion activities	1	40,352.02
Switzerland	Name withheld for security reasons*	Management, Business Professionals, Administrative Services	1	192,000.00
Switzerland	ACCENTURE AG	Computer services	2	407,038.23
Switzerland	ACCENTURE AG	Management, Business Professionals, Administrative Services	2	239,390.64
Switzerland	B Alberink Design2Learn	Education and Training Services	1	62,594.80
Switzerland	BIO-ID TECHNOLOGIES SA	Computer services	3	358,541.00
Switzerland	BROLLIET	Management, Business Professionals, Administrative Services	1	56,641.05
Switzerland	BT SWITZERLAND LTD	Computer services	1	175,224.00
Switzerland	CABLECOM GMBH	Telecommunication Services	1	306,345.73
Switzerland	CEGOS SWISS AG	Education and Training Services	2	100,000.00
Switzerland	CLESTRA SA	Building maintenance and repair services	1	269,216.13
Switzerland	COLT TELECOM AG	Computer services	1	45,846.83
Switzerland	COLT TELECOM AG	Telecommunication Services	2	212,017.73
Switzerland	CWS-boco Suisse SA	Building maintenance and repair services	1	70,851.97
Switzerland	Département des Finances (Etat de GenA' ve)	Management, Business Professionals, Administrative Services	1	82,090.01
Switzerland	D'ALESSANDRI CONGRESS SERVICE	Writing and translations	1	92,095.32
Switzerland	DGM VERON GRAUER S.A.	Management, Business Professionals, Administrative Services	2	441,254.00
Switzerland	DHL Express (SUISSE) S.A.	Postal and small parcel and courier services	1	236,004.39
Switzerland	ECIOS GmbH	Computer services	1	33,984.00
Switzerland	ELCA INFORMATIQUE SA	Computer services	1	97,500.00
Switzerland	E-SECURE SARL	Computer services	2	155,534.31
Switzerland	FIPOL	Management, Business Professionals, Administrative Services	1	2,757,367.73
Switzerland	FONDATION DES PARKINGS	Management, Business Professionals, Administrative Services	1	241,844.13
Switzerland	GALLAY ET JUFER SA	Building maintenance and repair services	1	124,726.47
Switzerland	Gartner Switzerland GMBH	Computer services	1	64,764.00
Switzerland	Gartner Switzerland GMBH	Education and Training Services	1	134,240.00
Switzerland	Golf-Hotel Rene Capt	Management, Business Professionals, Administrative Services	1	37,644.47
Switzerland	HEWLETT-PACKARD	Computer services	3	1,289,501.24
Switzerland	HOTEL CHAVANNES DE BOGIS	Management, Business Professionals, Administrative Services	1	31,488.27
Switzerland	IBM Switzerland Ltd	Computer services	1	34,289.43
Switzerland	ID INTEGRATED DATA SA	Computer services	2	962,735.54
Switzerland	INTEGRALIS SA	Computer services	1	31,413.75
Switzerland	KPMG SA (Switzerland)	Financial and Insurance Services	3	165,838.11
Switzerland	KPMG SA (Switzerland)	Management, Business Professionals, Administrative Services	1	72,613.01
Switzerland	Mercer (Switzerland) SA	Management, Business Professionals, Administrative Services	1	40,740.74
Switzerland	Microsoft Switzerland Ltd. Liab Co.	Computer services	1	827,700.00
Switzerland	OPEN TEXT AG - SUISSE	Computer services	4	406,530.56
Switzerland	ORACLE (SWITZERLAND) AG	Computer services	1	385,865.54
Switzerland	ORACLE SOFTWARE GMBH	Computer services	2	899,220.86
Switzerland	ORACLE SOFTWARE GMBH	Education and Training Services	1	315,734.38
Switzerland	R.B.R Geophysics GmbH	Financial and Insurance Services	1	56,226.41
Switzerland	REGIE DU RHONE SA	Management, Business Professionals, Administrative Services	1	139,929.75
Switzerland	RHONE-ELECTRA SA	Building maintenance and repair services	1	70,432.23
Switzerland	S&H SWITZERLAND	Computer services	24	1,977,442.58
Switzerland	S&H SWITZERLAND	Financial and Insurance Services	1	35,000.00
Switzerland	Safe Host SA	Telecommunication Services	1	126,182.97
Switzerland	SAP (Switzerland) Inc.	Computer services	1	50,810.05
Switzerland	SECUR'ARCHIV SA	Management, Business Professionals, Administrative Services	1	40,614.71
Switzerland	SERVICES INDUSTRIELS DE GENEVE	Telecommunication Services	1	74,435.33
Switzerland	SERVICES INDUSTRIELS DE GENEVE	Utilities	5	642,837.53
Switzerland	SITA	Computer services	4	3,072,086.16
Switzerland	SOGETI (SUISSE) SA	Computer services	3	643,001.94
Switzerland	SOS ASSISTANCE SA	Healthcare Services	1	35,000.00
Switzerland	SWISSCOM (Switzerland) Ltd	Education and Training Services	1	40,095.45
Switzerland	SWISSCOM (Switzerland) Ltd	Telecommunication Services	3	402,441.18

\* For security and privacy reasons, the name of the contractor is not displayed when it includes the name of an individual.

## 2013 | Major contracts for services and works by UN organization

AGENCY	Location of Supplier	Name of Contractor	Description of Services	# Contracts	Total Value of Contracts (USD)
UNHCR continued					
	Switzerland	Top-Net Services SA	Building maintenance and repair services	1	581,849.62
	Switzerland	UNDP - DJIBOUTI	Management, Business Professionals, Administrative Services	1	30,640.00
	Switzerland	UNITED NATIONS OFFICE AT GENEVA	Education and Training Services	2	95,255.63
	Switzerland	UNITED NATIONS OFFICE AT GENEVA	Management, Business Professionals, Administrative Services	7	5,395,639.00
	Switzerland	UNITED NATIONS OFFICE AT GENEVA	Security and personal safety	1	3,600,000.00
	Switzerland	UNMISS	Telecommunication Services	1	187,115.04
	Switzerland	WHO (UNICC)	Computer services	5	2,698,707.00
	Switzerland	WIN/GALLUP INTERNATIONAL ASSOCIATION	Sales and business promotion activities	1	38,251.66
	Switzerland	XEROX AG	Reproduction services	2	281,317.14
	Switzerland	ZURICH INSURANCE	Insurance and retirement services	2	112,180.11
	Syrian Arab Republic	Name withheld for security reasons*	Management, Business Professionals, Administrative Services	1	83,927.24
	Syrian Arab Republic	Name withheld for security reasons*	Storage	1	43,560.00
	Syrian Arab Republic	Name withheld for security reasons*	Management, Business Professionals, Administrative Services	2	72,762.58
	Syrian Arab Republic	BANK BEMO SAUDI FRANSI S.A	Financial and Insurance Services	2	91,252.00
	Syrian Arab Republic	CM ALALAMIEA SERVICES CONSULTING	Building maintenance and repair services	1	56,940.40
	Syrian Arab Republic	DELOITTE & TOUCHE(M.E.)Tamimi & Alsamman	Financial and Insurance Services	2	90,000.00
	Syrian Arab Republic	ELECTRICITY	Utilities	1	30,303.03
	Syrian Arab Republic	LAKAH CO.	Building maintenance and repair services	1	30,785.08
	Syrian Arab Republic	NEW MACHINERY CO.	Transport services	3	193,382.50
	Syrian Arab Republic	Outreach Refugee Volunteers	Humanitarian Aid, Mine Action and Rural Development Services	1	107,554.09
	Syrian Arab Republic	Syrian Computer Society	Computer services	1	45,552.32
	Syrian Arab Republic	SYRIATEL MOBILE TELECOM	Telecommunication Services	2	606,341.07
	Thailand	APPCO LIMITED	Sales and business promotion activities	1	825,201.07
	Thailand	Name withheld for security reasons*	Humanitarian Aid, Mine Action and Rural Development Services	3	751,734.07
	Thailand	QUALITY HOUSES LEASEHOLD PROPERTY FUND	Management, Business Professionals, Administrative Services	1	149,138.38
	Thailand	Name withheld for security reasons*	Travel and Food and Lodging and Entertainment Services	2	82,107.10
	Thailand	UN ESCAP	Management, Business Professionals, Administrative Services	2	185,814.00
	Fmr Yugoslav Rep. Macedonia	Name withheld for security reasons*	Building maintenance and repair services	1	86,149.45
	Fmr Yugoslav Rep. Macedonia	Name withheld for security reasons*	Management, Business Professionals, Administrative Services	1	32,564.45
	Togo	AGENCE ITAU CONSEILS	Building maintenance and repair services	1	38,171.47
	Togo	INTER CITY CORPORATION	Building maintenance and repair services	1	43,742.22
	Togo	INTER-CON SECURITY SYSTEMS OF TOGO	Security and personal safety	1	38,192.04
	Togo	VISION LOGISTIQUE CONSEIL-SECURITE	Security and personal safety	1	30,627.28
	Tunisia	FMBZ KPMG Tunisie	Financial and Insurance Services	1	45,717.00
	Tunisia	Name withheld for security reasons*	Management, Business Professionals, Administrative Services	1	62,337.72
	Tunisia	ORANGE Tunisie SA	Telecommunication Services	1	30,993.04
	Turkey	Name withheld for security reasons*	Graphic design	1	40,000.00
	Turkey	Name withheld for security reasons*	Computer services	1	98,522.17
	Turkey	CONRAD ISTANBUL	Management, Business Professionals, Administrative Services	1	48,481.00
	Turkey	Name withheld for security reasons*	Management, Business Professionals, Administrative Services	1	300,000.00
	Turkey	GOKTRANS TURIZM VE TIC AS	Travel and Food and Lodging and Entertainment Services	1	53,545.70
	Turkey	KIMSE YOK MU DERNEGI	Management, Business Professionals, Administrative Services	1	1,689,289.24
	Turkey	LIBRA TURIZM TICARET LTD STI.	Management, Business Professionals, Administrative Services	1	59,230.01
	Turkey	LIBRA TURIZM TICARET LTD STI.	Travel and Food and Lodging and Entertainment Services	5	347,170.83
	Turkey	Name withheld for security reasons*	Management, Business Professionals, Administrative Services	1	49,285.71
	Turkey	Name withheld for security reasons*	Management, Business Professionals, Administrative Services	1	90,000.00
	Turkey	SECURITAS GUVENLIK SISTEMLERI A.S.	Security and personal safety	6	218,850.93
	Turkey	SITEPLUS PROFESYONEL TEMIZLIK	Building maintenance and repair services	1	57,251.40
	Turkey	TURKCELL A.S.	Telecommunication Services	1	30,167.60
	Turkey	Name withheld for security reasons*	Management, Business Professionals, Administrative Services	1	30,000.00
	Uganda	ADRAC CONTRACTORS LTD	Building maintenance and repair services	1	40,239.92
	Uganda	AFRICAN SKIES LIMITED	Building and Facility Construction and Maintenance Services	1	69,229.82
	Uganda	BAGUMA CONSTRUCTION COMPANY LIMITED	Building maintenance and repair services	1	32,435.64
	Uganda	BAKHIT BUILDERS LTD	Building maintenance and repair services	1	40,336.63
	Uganda	BASK INVESTMENTS LIMITED	Building maintenance and repair services	1	55,445.54
	Uganda	Name withheld for security reasons*	Transport services	2	62,814.59
	Uganda	CLIMATE ENGINEERING WORKS LIMITED	Building maintenance and repair services	1	87,683.30
	Uganda	CONTRA (U) LTD	Building maintenance and repair services	1	38,853.27
	Uganda	EVER INVESTMENTS LTD	Building maintenance and repair services	1	58,788.42
	Uganda	GATEWAY BUS SERVICES LIMITED	Transport services	1	31,298.15
	Uganda	HABIMEZA AND CO. INVESTMENTS	Building maintenance and repair services	1	31,327.08
	Uganda	HORIZON COACHES LTD	Transport services	3	145,086.43
	Uganda	HORIZON COACHES LTD	Transportation and Storage and Mail Services	1	40,107.98
	Uganda	INTERNATIONAL ORGANISATION FOR MIGRATION	Building maintenance and repair services	2	494,991.00
	Uganda	KARUMA PROPERTY SERVICES CO. LTD	Building maintenance and repair services	1	36,782.66
	Uganda	Name withheld for security reasons*	Management, Business Professionals, Administrative Services	1	144,000.00
	Uganda	MALCOM INVESTMENTS LTD	Building maintenance and repair services	1	33,467.79
	Uganda	Name withheld for security reasons*	Building maintenance and repair services	1	83,049.00
	Uganda	Name withheld for security reasons*	Building maintenance and repair services	1	60,023.76
	Uganda	MOTOR CARE CLINIC LIMITED	Management, Business Professionals, Administrative Services	1	46,728.96
	Uganda	MUDA CONSTRUCTION COMPANY LIMITED	Building maintenance and repair services	1	72,571.85
	Uganda	MUKA INVESTMENT (U) LTD	Building maintenance and repair services	1	44,337.58
	Uganda	MUKWANO ENTERPRISES LTD	Storage	2	120,000.00
	Uganda	OBAGUZU ENTERPRISES LIMITED	Management, Business Professionals, Administrative Services	1	59,990.65
	Uganda	POWER PRODUCTS SERVICE CENTER	Healthcare Services	1	50,623.05
	Uganda	ROJA UGANDA LIMITED	Building maintenance and repair services	1	73,603.96
	Uganda	SKY SCRAPPEERS HOUSING AND CONSTRUCTION	Building maintenance and repair services	1	67,261.10
	Uganda	SSEKAGO F.CONSTRUCTION LTD	Building maintenance and repair services	1	55,727.77
	Uganda	ULTIMATE SECURITY LIMITED	Security and personal safety	1	34,133.10
	Uganda	UNDP RESIDENT REPRESENTATIVE	Management, Business Professionals, Administrative Services	1	174,437.82
	Uganda	WFP UGANDA BANK IMPREST	Engineering and Research and Technology Based Services	1	40,158.42
	Ukraine	Name withheld for security reasons*	Building maintenance and repair services	1	143,428.22
	Ukraine	FILARET	Management, Business Professionals, Administrative Services	1	87,848.63
	Ukraine	VAITE COMPANY	Graphic design	1	35,925.41
	United Arab Emirates	CTG Global (JLT Branch)	Management, Business Professionals, Administrative Services	6	323,507.00
	United Arab Emirates	KUEHNE AND NAGEL A/S	Storage	1	30,000.00
	United Arab Emirates	LHASSA CONSULTINA FZE	Engineering and Research and Technology Based Services	1	74,710.00
	United Arab Emirates	LHASSA CONSULTINA FZE	Market research	1	51,237.00
	United Arab Emirates	MERIT	Building maintenance and repair services	1	39,585.49
	United Arab Emirates	Name withheld for security reasons*	Management, Business Professionals, Administrative Services	3	336,000.00
	United Arab Emirates	Name withheld for security reasons*	Management, Business Professionals, Administrative Services	2	164,000.00
	United Arab Emirates	Name withheld for security reasons*	Management, Business Professionals, Administrative Services	1	102,096.36
	United Arab Emirates	WORLD FOOD PROGRAMME (WFP)	Management, Business Professionals, Administrative Services	1	48,340.00
	United Arab Emirates	Xtra-Link	Telecommunication Services	1	156,400.00
	United Kingdom	BLUEFROG LIMITED	Sales and business promotion activities	1	30,586.32
	United Kingdom	CAN STUDIOS LIMITED	Education and Training Services	1	38,750.00
	United Kingdom	Centre for Effective Dispute Resolution	Education and Training Services	1	55,880.00
	United Kingdom	CHEVIN FLEET SOLUTIONS	Computer services	1	344,000.00
	United Kingdom	CORI	Writing and translations	1	52,866.73
	United Kingdom	DEMO TV LTD	Computer services	4	726,766.94
	United Kingdom	DEMO TV LTD	Sales and business promotion activities	14	1,940,210.52
	United Kingdom	Name withheld for security reasons*	Management, Business Professionals, Administrative Services	2	419,789.98
	United Kingdom	EXACTTARGET LIMITED	Reproduction services	1	70,038.17
	United Kingdom	FEG CONSULTING	Engineering and Research and Technology Based Services	1	48,134.00
	United Kingdom	Fusion Universal Ltd	Education and Training Services	1	95,835.50
	United Kingdom	HEXAWARE TECHNOLOGIES LIMITED UK	Computer services	7	932,039.00
	United Kingdom	Ketchum Limited	Sales and business promotion activities	2	398,062.01
	United Kingdom	MARSH LIMITED	Insurance and retirement services	1	432,784.00
	United Kingdom	Mathias WIESSLER	Management, Business Professionals, Administrative Services	1	39,565.22
	United Kingdom	MEDIAEDGE: CIA INTERNATIONAL LIMITED	Computer services	2	501,251.12
	United Kingdom	MEDIAEDGE: CIA INTERNATIONAL LIMITED	Management, Business Professionals, Administrative Services	2	129,470.29
	United Kingdom	MEDIAEDGE: CIA INTERNATIONAL LIMITED	Sales and business promotion activities	1	100,000.00
	United Kingdom	Neo Verite Limited	Computer services	1	45,475.00
	United Kingdom	OXFAM GB	Management, Business Professionals, Administrative Services	1	39,158.00
	United Kingdom	PA CONSULTING SERVICES LIMITED	Computer services	5	654,435.81

\* For security and privacy reasons, the name of the contractor is not displayed when it includes the name of an individual.

Major contracts for services and works by UN organization | 2013

AGENCY	Location of Supplier	Name of Contractor	Description of Services	# Contracts	Total Value of Contracts (USD)
<b>UNHCR continued</b>					
	United Kingdom	PA CONSULTING SERVICES LIMITED	Writing and translations	1	96,405.75
	United Kingdom	RELIEF INTERNATIONAL	Management, Business Professionals, Administrative Services	1	125,000.00
	United Kingdom	THE HELP AGENCY	Graphic design	1	100,000.00
	United Kingdom	THE RESOURCE ALLIANCE	Education and Training Services	1	38,627.91
	United Kingdom	THINK CONSULTING SOLUTIONS LTD.	Computer services	6	449,519.26
	United Kingdom	THINK CONSULTING SOLUTIONS LTD.	Management, Business Professionals, Administrative Services	1	72,638.44
	United Kingdom	ULTRA SOCIAL UK LTD	Education and Training Services	1	53,435.11
	United Kingdom	University of Oxford	Financial and Insurance Services	1	36,500.00
	United Kingdom	University of Oxford/RSC	Engineering and Research and Technology Based Services	1	65,000.00
	United Kingdom	WIPRO LIMITED	Computer services	1	950,000.00
	United Kingdom	Wood for Trees Ltd.	Computer services	2	108,885.38
	United Republic of Tanzania	ALLIED TRANSPORT AGENT	Transport services	8	914,274.25
	United Republic of Tanzania	Name withheld for security reasons*	Management, Business Professionals, Administrative Services	1	208,224.00
	United Republic of Tanzania	COTECH DEVELOPERS LIMITED	Healthcare Services	1	57,647.28
	United Republic of Tanzania	DELOITTE AND TOUCHE	Financial and Insurance Services	1	58,435.75
	United Republic of Tanzania	GEOFFSONS INVESTMENT LIMITED	Healthcare Services	1	37,755.69
	United Republic of Tanzania	HERU BUILDERS CO. LTD	Building maintenance and repair services	1	37,493.48
	United Republic of Tanzania	KENYA KAZI SECURITY (T) LTD	Security and personal safety	2	78,390.03
	United Republic of Tanzania	KOTIRIA ROAD WORKS E A (T) LTD	Building maintenance and repair services	1	31,704.66
	United Republic of Tanzania	KUEHNE + NAGEL LIMITED	Transport services	2	100,000.00
	United Republic of Tanzania	NATIONAL HOUSING CORPORATION	Management, Business Professionals, Administrative Services	1	36,000.00
	United Republic of Tanzania	NEW AFRICA HOTEL (1993) LTD	Travel and Food and Lodging and Entertainment Services	2	72,920.00
	United Republic of Tanzania	ULTIMATE SECURITY LIMITED	Security and personal safety	2	328,518.55
	United Republic of Tanzania	WFP Tanzania	Storage	1	114,000.00
	United States of America	BLACKBAUD EUROPE LTD	Management, Business Professionals, Administrative Services	1	54,000.00
	United States of America	CHOPAKA COMMUNICATIONS	Management, Business Professionals, Administrative Services	1	35,000.00
	United States of America	CISCO SYSTEMS INC	Computer services	3	370,293.71
	United States of America	CORNERSTONE ONDEMAND INC.	Software or hardware engineering	1	162,822.25
	United States of America	Name withheld for security reasons*	Sales and business promotion activities	1	53,600.00
	United States of America	EMERGING MARKETS COMMUNICATIONS INC	Telecommunication Services	3	8,797,625.00
	United States of America	ENCOMPASS LLC	Education and Training Services	1	457,900.00
	United States of America	FHI Development 360 LLC	Computer services	1	49,573.00
	United States of America	Name withheld for security reasons*	Insurance and retirement services	5	2,569,533.20
	United States of America	INTERWORKS LLC	Education and Training Services	3	115,325.00
	United States of America	MERCY CORPS	Management, Business Professionals, Administrative Services	1	769,454.80
	United States of America	Name withheld for security reasons*	Management, Business Professionals, Administrative Services	1	39,252.00
	United States of America	PACIFIC ARCHITECTS AND ENGINEERS INC.	Building maintenance and repair services	1	2,736,145.00
	United States of America	PAETEC	Telecommunication Services	1	30,000.00
	United States of America	S.L. GREEN	Management, Business Professionals, Administrative Services	3	378,500.00
	United States of America	SAVE THE CHILDREN FEDERATION INC	Management, Business Professionals, Administrative Services	1	203,728.11
	United States of America	SDV USA INC.	Transport services	3	131,023.00
	United States of America	SPIGIT INC	Computer services	1	115,650.00
	United States of America	TIMSHEL TCC LLC	Management, Business Professionals, Administrative Services	1	42,000.00
	United States of America	Name withheld for security reasons*	Management, Business Professionals, Administrative Services	1	34,500.00
	United States of America	UtiSat Inc.	Telecommunication Services	1	350,000.00
	United States of America	UNDP	Security and personal safety	1	81,010.00
	United States of America	UNFFA	Management, Business Professionals, Administrative Services	2	92,300.00
	United States of America	United Nation Off. for Projects Services	Financial and Insurance Services	1	64,361.04
	United States of America	United Nation Off. for Projects Services	Management, Business Professionals, Administrative Services	9	405,793.17
	United States of America	UNITED NATIONS GENERAL FUND	Education and Training Services	1	43,400.00
	United States of America	UNITED NATIONS GENERAL FUND	Management, Business Professionals, Administrative Services	6	8,546,825.18
	United States of America	UNITED NATIONS INFORMATION CENTER	Management, Business Professionals, Administrative Services	1	327,000.00
	United States of America	Venable LLP	Computer services	1	32,500.00
	Western Sahara	MAROC TELECOM	Telecommunication Services	1	55,183.75
	Western Sahara	MINURSO	Financial and Insurance Services	1	186,170.00
	Western Sahara	MINURSO	Mail and cargo transport	1	115,000.00
	Yemen	Name withheld for security reasons*	Management, Business Professionals, Administrative Services	1	66,000.00
	Yemen	Name withheld for security reasons*	Management, Business Professionals, Administrative Services	1	34,500.00
	Yemen	ALAMEEN OFFICE FOR REAL STATE	Building maintenance and repair services	1	35,000.00
	Yemen	Name withheld for security reasons*	Building maintenance and repair services	1	70,000.00
	Yemen	Name withheld for security reasons*	Financial and Insurance Services	3	119,807.00
	Yemen	IT YEMEN	Computer services	1	64,800.00
	Yemen	Name withheld for security reasons*	Management, Business Professionals, Administrative Services	1	56,000.00
	Yemen	Name withheld for security reasons*	Storage	2	301,888.76
	Yemen	Name withheld for security reasons*	Transport services	1	87,800.00
	Yemen	MOVENPICK HOTEL SANAA'	Management, Business Professionals, Administrative Services	2	119,203.00
	Yemen	Olive Green Human Resources & Recruiting	Writing and translations	2	250,896.40
	Yemen	STALLION SECURITY & SAFETY SERVICES LTD.	Security and personal safety	5	655,003.00
	Yemen	Teber for Trading Services	Building maintenance and repair services	1	53,347.20
	Yemen	UNITED NATIONS DEVELOPMENT PROGRAMME	Healthcare Services	1	98,271.33
	Yemen	UNITED NATIONS DEVELOPMENT PROGRAMME	Telecommunication Services	1	70,066.38
	Yemen	WELANCO FOR GENERAL SERVICES AND TRD.	Building maintenance and repair services	1	35,108.00
	Zambia	ARMCOR SECURITY LTD.	Security and personal safety	1	32,010.72
	Zambia	PRICEWATERHOUSECOOPERS LIMITED	Financial and Insurance Services	1	82,644.47
	Zambia	TEDWORTH PROPERTIES	Management, Business Professionals, Administrative Services	1	114,000.00
	Zambia	UNDP	Management, Business Professionals, Administrative Services	1	35,914.00
	Zimbabwe	J & P SECURITY SERVICES	Security and personal safety	1	66,365.28
	Zimbabwe	SHANCY ENTERPRISES PVT LTD	Building maintenance and repair services	1	30,000.00
	Zimbabwe	TOYOTA ZIMBABWE P/L	Management, Business Professionals, Administrative Services	1	32,500.00
	Zimbabwe	UNITED NATIONS DEVELOPMENT PROGRAMME	Management, Business Professionals, Administrative Services	1	150,390.72
	Zimbabwe	ZIMBABWE ELECTRICITY TRANSMISSION & DIST.	Utilities	1	45,000.00
<b>UNICEF</b>					
	Afghanistan	Afghan Winner Logistics Services	Management, Business Professionals, Administrative Services	1	62,333.00
	Afghanistan	Aina Media & Culture Center	Management, Business Professionals, Administrative Services	1	380,469.00
	Afghanistan	Name withheld for security reasons*	Management, Business Professionals, Administrative Services	1	34,049.00
	Afghanistan	Bashiri Engineering Ltd	Building and Facility Construction and Maintenance Services	1	43,644.00
	Afghanistan	Community Systems Foundation	Management, Business Professionals, Administrative Services	1	165,997.00
	Afghanistan	DHL International	Management, Business Professionals, Administrative Services	1	30,807.00
	Afghanistan	Name withheld for security reasons*	Management, Business Professionals, Administrative Services	1	139,001.00
	Afghanistan	FKH Media	Management, Business Professionals, Administrative Services	1	149,983.00
	Afghanistan	Health Protection And Research Organization	Management, Business Professionals, Administrative Services	2	414,878.00
	Afghanistan	IDG Security (Afghanistan) Ltd	Management, Business Professionals, Administrative Services	1	1,015,458.00
	Afghanistan	lo Global Services Pvt Ltd	Management, Business Professionals, Administrative Services	1	189,148.00
	Afghanistan	Kapul Advertising Company	Management, Business Professionals, Administrative Services	1	227,171.00
	Afghanistan	KPMG Afghanistan Ltd	Management, Business Professionals, Administrative Services	1	444,039.00
	Afghanistan	Lapis Ltd	Editorial and Design and Graphic and Fine Art Services	1	893,013.00
	Afghanistan	Lapis Ltd	Management, Business Professionals, Administrative Services	1	583,867.00
	Afghanistan	M/S Eureka Research Co Ltd	Management, Business Professionals, Administrative Services	1	169,621.00
	Afghanistan	Name withheld for security reasons*	Transportation and Storage and Mail Services	3	618,956.00
	Afghanistan	Noor Construction And Produce Of Const Materials Co	Management, Business Professionals, Administrative Services	1	80,078.00
	Afghanistan	Name withheld for security reasons*	Building and Facility Construction and Maintenance Services	1	170,527.00
	Afghanistan	Peace Training & Research Organization	Management, Business Professionals, Administrative Services	1	111,334.00
	Afghanistan	Silk Route Training And Research Organization	Management, Business Professionals, Administrative Services	1	1,543,674.00
	Afghanistan	Social And Health Development Programme	Management, Business Professionals, Administrative Services	2	131,577.00
	Afghanistan	Society For Sustainable Development	Management, Business Professionals, Administrative Services	1	117,098.00
	Afghanistan	Telecom Development Company Afghanistan Ltd.	Management, Business Professionals, Administrative Services	1	152,326.00
	Afghanistan	The Killid Group	Management, Business Professionals, Administrative Services	1	57,250.00
	Afghanistan	Name withheld for security reasons*	Transportation and Storage and Mail Services	1	52,619.00
	Afghanistan	Triple Canopy Ltd	Management, Business Professionals, Administrative Services	1	1,093,967.00
	Afghanistan	Zadran Group Of Company	Management, Business Professionals, Administrative Services	1	426,842.00
	Albania	Albania Experience Sh.P K.	Engineering and Research and Technology Based Services	1	39,523.00
	Albania	Future Center	Management, Business Professionals, Administrative Services	1	40,972.00
	Albania	Institute For Contemporary Studies	Management, Business Professionals, Administrative Services	1	69,748.00
	Albania	Mania Card - Free Card Advertising	Management, Business Professionals, Administrative Services	1	115,511.00
	Albania	Organizate Shoqerore E Perkrahes Se Femijeve	Management, Business Professionals, Administrative Services	1	81,111.00

\* For security and privacy reasons, the name of the contractor is not displayed when it includes the name of an individual.

AGENCY	Location of Supplier	Name of Contractor	Description of Services	# Contracts	Total Value of Contracts (USD)
UNICEF continued					
	Albania	Name withheld for security reasons*	Management, Business Professionals, Administrative Services	1	34,273.00
	Albania	Terre Des Hommes Lausanne Foundation	Management, Business Professionals, Administrative Services	1	46,811.00
	Albania	Tirana Legal Aid Society Tias	Management, Business Professionals, Administrative Services	1	33,823.00
	Algeria	Cread	Management, Business Professionals, Administrative Services	1	51,173.00
	Algeria	Entreprise Travaux BÂtiments Ghazi Farid	Management, Business Professionals, Administrative Services	1	44,729.00
	Algeria	Secur	Management, Business Professionals, Administrative Services	1	63,128.00
	Algeria	Unity Advertising	Management, Business Professionals, Administrative Services	1	112,433.00
	Angola	Ags Luanda, Angola	Transportation and Storage and Mail Services	1	49,291.00
	Angola	AIZN-Integrated Management Solutions,Lda	Management, Business Professionals, Administrative Services	1	409,591.00
	Angola	EMP - Trans Lda	Management, Business Professionals, Administrative Services	1	506,408.00
	Angola	Eurostral	Management, Business Professionals, Administrative Services	1	65,008.00
	Angola	Eurostral	Transportation and Storage and Mail Services	1	58,943.00
	Angola	GB Consultores Reunidos Lda	Building and Facility Construction and Maintenance Services	1	114,620.00
	Angola	Internet Technologies Angola	Management, Business Professionals, Administrative Services	1	38,500.00
	Angola	Organizacoes Ambrozio & Filhos Lda	Management, Business Professionals, Administrative Services	1	57,318.00
	Angola	Oscar Gil ProduçÃes	Management, Business Professionals, Administrative Services	1	133,723.00
	Angola	SLC Servico De Logistica E Carga SA	Transportation and Storage and Mail Services	2	313,132.00
	Argentina	Adecco Specialties SA	Management, Business Professionals, Administrative Services	3	366,971.00
	Argentina	Name withheld for security reasons*	Management, Business Professionals, Administrative Services	1	131,004.00
	Argentina	Analogias SRL	Management, Business Professionals, Administrative Services	1	94,331.00
	Argentina	Benefits SA	Management, Business Professionals, Administrative Services	1	78,829.00
	Argentina	Cat Technologies Argentina S.A.	Management, Business Professionals, Administrative Services	1	379,977.00
	Argentina	Centro De Est De Est Y Soc	Management, Business Professionals, Administrative Services	1	30,888.00
	Argentina	Clawi SA	Management, Business Professionals, Administrative Services	1	151,855.00
	Argentina	Cotecsud Sase	Management, Business Professionals, Administrative Services	2	580,830.00
	Argentina	Covedisa SA	Management, Business Professionals, Administrative Services	1	127,311.00
	Argentina	Full Marketing SA	Management, Business Professionals, Administrative Services	1	518,588.00
	Argentina	Ipsos Argentina Sa	Management, Business Professionals, Administrative Services	1	36,538.00
	Argentina	Latinoamerica Dona SA	Management, Business Professionals, Administrative Services	1	258,265.00
	Argentina	Lessiver SRL	Management, Business Professionals, Administrative Services	1	88,984.00
	Argentina	Next Latinoamerica SA	Management, Business Professionals, Administrative Services	1	825,240.00
	Argentina	Organizacion Coordinadora	Management, Business Professionals, Administrative Services	1	303,127.00
	Argentina	Name withheld for security reasons*	Management, Business Professionals, Administrative Services	1	868,581.00
	Argentina	S.T. Producciones SA	Management, Business Professionals, Administrative Services	1	83,180.00
	Argentina	Soluciones De Contacto SA	Management, Business Professionals, Administrative Services	1	434,082.00
	Argentina	Tecnologia Y Cableados SA	Management, Business Professionals, Administrative Services	1	158,162.00
	Argentina	Telespazio Argentina Sa	Management, Business Professionals, Administrative Services	1	45,433.00
	Argentina	Unidadcom Empresa & Comuidad SA	Management, Business Professionals, Administrative Services	1	125,341.00
	Argentina	Uss-Guardia Privada SA	Management, Business Professionals, Administrative Services	1	48,641.00
	Australia	Australian Council For Educational Research	Management, Business Professionals, Administrative Services	1	38,604.00
	Australia	Burnet Institute	Management, Business Professionals, Administrative Services	1	84,172.00
	Australia	Griffith University	Management, Business Professionals, Administrative Services	2	266,300.00
	Australia	Murdoch University	Management, Business Professionals, Administrative Services	1	84,463.00
	Australia	Pactel International	Engineering and Research and Technology Based Services	1	123,900.00
	Australia	Promadis Pty Ltd	Management, Business Professionals, Administrative Services	1	97,920.00
	Australia	Rmit University	Management, Business Professionals, Administrative Services	1	45,000.00
	Australia	Southern Cross University	Engineering and Research and Technology Based Services	1	48,730.00
	Australia	The Albion Centre (Albion)	Management, Business Professionals, Administrative Services	1	160,865.00
	Australia	University Of Melbourne	Management, Business Professionals, Administrative Services	1	50,202.00
	Australia	University Of Melbourne Commercial	Management, Business Professionals, Administrative Services	1	51,200.00
	Australia	UoM Commercial Ltd	Management, Business Professionals, Administrative Services	2	339,531.00
	Azerbaijan	Name withheld for security reasons*	Management, Business Professionals, Administrative Services	1	31,734.00
	Bangladesh	Acnabin Chartered Accountants	Management, Business Professionals, Administrative Services	1	41,567.00
	Bangladesh	Bangla Communications Ltd	Management, Business Professionals, Administrative Services	1	72,214.00
	Bangladesh	Bangladesh News 24 Hours Ltd	Management, Business Professionals, Administrative Services	1	70,087.00
	Bangladesh	Brac-Cdm Savar	Engineering and Research and Technology Based Services	1	30,250.00
	Bangladesh	Caritas Bangladesh	Management, Business Professionals, Administrative Services	1	301,491.00
	Bangladesh	Cleaners Associates	Management, Business Professionals, Administrative Services	1	78,502.00
	Bangladesh	Concern Universal	Management, Business Professionals, Administrative Services	1	639,757.00
	Bangladesh	Name withheld for security reasons*	Management, Business Professionals, Administrative Services	1	84,782.00
	Bangladesh	Dhaka Regency Hotel & Resort Ltd.	Engineering and Research and Technology Based Services	1	35,514.00
	Bangladesh	Dreamer Donkey (Pvt.) Ltd.	Management, Business Professionals, Administrative Services	1	38,211.00
	Bangladesh	Expressions Ltd	Management, Business Professionals, Administrative Services	1	42,223.00
	Bangladesh	G4S Secure Solutions Bangladesh (P) Ltd.	Management, Business Professionals, Administrative Services	1	139,468.00
	Bangladesh	Gazi Enterprise	Building and Facility Construction and Maintenance Services	1	111,283.00
	Bangladesh	Hema Enterprises	Management, Business Professionals, Administrative Services	1	41,722.00
	Bangladesh	Human Dev. Research Centre (HDRC)	Management, Business Professionals, Administrative Services	1	69,653.00
	Bangladesh	icddr.b	Management, Business Professionals, Administrative Services	1	57,569.00
	Bangladesh	Linde Bangladesh Ltd	Management, Business Professionals, Administrative Services	1	362,834.00
	Bangladesh	Link3 Technologies Ltd	Management, Business Professionals, Administrative Services	1	75,960.00
	Bangladesh	Name withheld for security reasons*	Management, Business Professionals, Administrative Services	1	66,000.00
	Bangladesh	mPower Social Enterprises Ltd.	Engineering and Research and Technology Based Services	1	87,208.00
	Bangladesh	mPower Social Enterprises Ltd.	Management, Business Professionals, Administrative Services	1	54,475.00
	Bangladesh	Mrc-Mode Ltd	Management, Business Professionals, Administrative Services	1	30,009.00
	Bangladesh	Partners In Health And Development	Management, Business Professionals, Administrative Services	1	51,463.00
	Bangladesh	Smart Services Ltd	Management, Business Professionals, Administrative Services	1	242,253.00
	Bangladesh	The Daily Star	Management, Business Professionals, Administrative Services	1	88,508.00
	Bangladesh	The Nielsen Company (Bangladesh)	Management, Business Professionals, Administrative Services	2	161,729.00
	Bangladesh	Zanala Bangladesh Ltd	Management, Business Professionals, Administrative Services	1	253,397.00
	Belgium	Bief SA Bureau D'Ingenierie En Education	Management, Business Professionals, Administrative Services	1	140,833.00
	Belgium	Hera	Management, Business Professionals, Administrative Services	1	132,396.00
	Belgium	Instituut Voor Tropische G	Management, Business Professionals, Administrative Services	1	102,981.00
	Belgium	SITA	Engineering and Research and Technology Based Services	1	469,395.00
	Belgium	SITA	Management, Business Professionals, Administrative Services	1	836,413.00
	Belize	Chris Construction	Management, Business Professionals, Administrative Services	1	80,347.00
	Benin	Agence De Mèdecine Préventive Amp	Management, Business Professionals, Administrative Services	1	319,592.00
	Benin	Benaudit-Consultex Sarl	Management, Business Professionals, Administrative Services	1	49,300.00
	Benin	Cosmos Consulting	Management, Business Professionals, Administrative Services	1	178,779.00
	Benin	Inter-Con	Management, Business Professionals, Administrative Services	1	88,969.00
	Benin	Laboratoire Amen	Building and Facility Construction and Maintenance Services	1	52,632.00
	Bolivia (Plurinational State of)	Axs Bolivia SA	Engineering and Research and Technology Based Services	1	32,370.00
	Bolivia (Plurinational State of)	Grupo Creminex SRL	Management, Business Professionals, Administrative Services	1	63,184.00
	Bolivia (Plurinational State of)	Name withheld for security reasons*	Management, Business Professionals, Administrative Services	1	46,201.00
	Bolivia (Plurinational State of)	PricewaterhouseCoopers SRL	Management, Business Professionals, Administrative Services	1	34,566.00
	Bolivia (Plurinational State of)	Servicios Integrales De Seguridad	Management, Business Professionals, Administrative Services	1	42,321.00
	Bolivia (Plurinational State of)	Team Consult	Management, Business Professionals, Administrative Services	1	163,100.00
	Bolivia (Plurinational State of)	Tics Empresarial Agencia En Comun	Management, Business Professionals, Administrative Services	1	43,005.00
	Bosnia and Herzegovina	Ekonomski Institut Banja Luka	Management, Business Professionals, Administrative Services	1	44,102.00
	Bosnia and Herzegovina	Ipsos D.O.O.	Management, Business Professionals, Administrative Services	1	30,246.00
	Bosnia and Herzegovina	Metromedia D.O.O.	Management, Business Professionals, Administrative Services	1	45,000.00
	Bosnia and Herzegovina	Prism Research D.O.O.	Management, Business Professionals, Administrative Services	1	96,874.00
	Bosnia and Herzegovina	Radio Televizija Bosne I Hercegovine	Management, Business Professionals, Administrative Services	1	41,389.00
	Bosnia and Herzegovina	Udruzenje Psihologa F BiH	Management, Business Professionals, Administrative Services	1	98,404.00
	Bosnia and Herzegovina	Via Media	Management, Business Professionals, Administrative Services	1	53,757.00
	Brazil	Name withheld for security reasons*	Management, Business Professionals, Administrative Services	1	45,113.00
	Brazil	Agencia Devolve Ltda	Management, Business Professionals, Administrative Services	1	45,334.00
	Brazil	Appco Group Brazil	Management, Business Professionals, Administrative Services	1	1,219,930.00
	Brazil	Cross Content Comunicaco Integrada Ltda	Management, Business Professionals, Administrative Services	1	52,966.00
	Brazil	Embrase Servicos Gerais Ltda	Management, Business Professionals, Administrative Services	1	47,733.00
	Brazil	Griffo Servicos Gerais Ltda	Management, Business Professionals, Administrative Services	1	156,394.00
	Brazil	Instituto Da Infancia	Management, Business Professionals, Administrative Services	1	39,815.00
	Brazil	International Fundraising	Management, Business Professionals, Administrative Services	1	1,076,608.00
	Brazil	Lazzooli Consultoria Ltda	Management, Business Professionals, Administrative Services	1	100,760.00
	Brazil	Name withheld for security reasons*	Management, Business Professionals, Administrative Services	1	39,411.00
	Brazil	Simple Logistica Da Informacao Ltda	Engineering and Research and Technology Based Services	1	136,423.00

\* For security and privacy reasons, the name of the contractor is not displayed when it includes the name of an individual.



AGENCY	Location of Supplier	Name of Contractor	Description of Services	# Contracts	Total Value of Contracts (USD)
UNICEF continued					
Brazil		Up Back Terc. De Ativ. Hoteleiras	Engineering and Research and Technology Based Services	1	30,957.00
Bulgaria		All Channels Group Ltd	Management, Business Professionals, Administrative Services	1	44,498.00
Bulgaria		Icap Bulgaria Ead	Management, Business Professionals, Administrative Services	1	30,155.00
Bulgaria		Monte Music Ood	Management, Business Professionals, Administrative Services	1	81,246.00
Bulgaria		Risk Monitor	Management, Business Professionals, Administrative Services	1	32,332.00
Bulgaria		Social Activities And Practices Ins	Management, Business Professionals, Administrative Services	1	44,597.00
Bulgaria		Vitoshka Research	Management, Business Professionals, Administrative Services	1	30,505.00
Burkina Faso		Aceca International Sarl	Management, Business Professionals, Administrative Services	1	107,406.00
Burkina Faso		Cadis-Burkina Sarl	Building and Facility Construction and Maintenance Services	1	156,084.00
Burkina Faso		Centre D'Etudes, De Recherches Et	Management, Business Professionals, Administrative Services	1	129,756.00
Burkina Faso		Centre Muraz	Management, Business Professionals, Administrative Services	1	770,123.00
Burkina Faso		ECEE (Entreprise De Construction)	Building and Facility Construction and Maintenance Services	1	142,308.00
Burkina Faso		Eks (Entreprise De Construction Kon & Services)	Building and Facility Construction and Maintenance Services	1	51,191.00
Burkina Faso		Eng (Entreprise Nouvelle Generation)	Management, Business Professionals, Administrative Services	1	67,075.00
Burkina Faso		Entreprise Bilgo Andre	Building and Facility Construction and Maintenance Services	1	69,945.00
Burkina Faso		Entreprise De Construction G&F	Building and Facility Construction and Maintenance Services	1	1,043,163.00
Burkina Faso		Entreprise De Gardiennage	Management, Business Professionals, Administrative Services	1	117,757.00
Burkina Faso		Entreprise Générale De Services Hydrauliques Et Du Bâtiment	Management, Business Professionals, Administrative Services	1	414,653.00
Burkina Faso		Entreprise Gen. En Const. Electriques (EGCE)	Building and Facility Construction and Maintenance Services	1	112,311.00
Burkina Faso		Name withheld for security reasons*	Transportation and Storage and Mail Services	1	32,258.00
Burkina Faso		Name withheld for security reasons*	Transportation and Storage and Mail Services	1	32,375.00
Burkina Faso		GST (Generale Des Services Et Travaux- Burkina)	Building and Facility Construction and Maintenance Services	1	146,416.00
Burkina Faso		Hydrass-Burkina	Management, Business Professionals, Administrative Services	1	629,625.00
Burkina Faso		Institut Supérieur Des Sciences	Management, Business Professionals, Administrative Services	1	74,813.00
Burkina Faso		Madicom Tpc	Building and Facility Construction and Maintenance Services	1	743,016.00
Burkina Faso		Projet Production Internationale	Management, Business Professionals, Administrative Services	1	100,854.00
Burkina Faso		Name withheld for security reasons*	Management, Business Professionals, Administrative Services	1	36,360.00
Burkina Faso		Société Nationale de Transit du Burkina (SNTB)	Management, Business Professionals, Administrative Services	1	93,079.00
Burkina Faso		Société Nationale de Transit du Burkina (SNTB)	Transportation and Storage and Mail Services	1	66,501.00
Burkina Faso		Name withheld for security reasons*	Management, Business Professionals, Administrative Services	1	86,537.00
Burkina Faso		Sotraof	Transportation and Storage and Mail Services	1	47,081.00
Burkina Faso		Temfor	Management, Business Professionals, Administrative Services	1	433,258.00
Burkina Faso		World Audit Corporate Sa	Management, Business Professionals, Administrative Services	1	129,489.00
Burundi		Africa Humanitarian Action	Management, Business Professionals, Administrative Services	1	43,429.00
Burundi		Cardo	Building and Facility Construction and Maintenance Services	1	310,256.00
Burundi		Cofoumat	Building and Facility Construction and Maintenance Services	1	362,138.00
Burundi		Curdes	Management, Business Professionals, Administrative Services	1	36,522.00
Burundi		Eci Entretien Et Cnstruction	Building and Facility Construction and Maintenance Services	1	277,427.00
Burundi		Estragechy	Management, Business Professionals, Administrative Services	1	193,705.00
Burundi		Gitec	Building and Facility Construction and Maintenance Services	3	382,533.00
Burundi		Megabytes	Engineering and Research and Technology Based Services	1	31,514.00
Burundi		Secog Société D'Etude Et	Building and Facility Construction and Maintenance Services	1	162,244.00
Burundi		Tramwex	Transportation and Storage and Mail Services	1	30,593.00
Côte d'Ivoire		Agence Charlestown Location	Management, Business Professionals, Administrative Services	1	62,938.00
Côte d'Ivoire		Akg Consulting	Management, Business Professionals, Administrative Services	1	91,381.00
Côte d'Ivoire		Avenir SA	Management, Business Professionals, Administrative Services	1	37,677.00
Côte d'Ivoire		Batiment Travaux Publics	Building and Facility Construction and Maintenance Services	1	111,565.00
Côte d'Ivoire		Bollore Africa Logistics Ci	Management, Business Professionals, Administrative Services	1	62,999.00
Côte d'Ivoire		Cabinet Dilolo	Management, Business Professionals, Administrative Services	1	56,949.00
Côte d'Ivoire		Complexe Hotelier Akparo	Management, Business Professionals, Administrative Services	1	43,270.00
Côte d'Ivoire		Csrs (Centre Suisse De Recherches Scientifiques)	Management, Business Professionals, Administrative Services	1	41,871.00
Côte d'Ivoire		Ecobank	Management, Business Professionals, Administrative Services	1	206,605.00
Côte d'Ivoire		EICA	Building and Facility Construction and Maintenance Services	1	105,376.00
Côte d'Ivoire		Entreprise 2 AA Services	Management, Business Professionals, Administrative Services	1	71,153.00
Côte d'Ivoire		Etoile Du Sud	Management, Business Professionals, Administrative Services	1	59,603.00
Côte d'Ivoire		Hotel De France	Management, Business Professionals, Administrative Services	1	56,453.00
Côte d'Ivoire		Hotel Les Cascades	Management, Business Professionals, Administrative Services	1	46,470.00
Côte d'Ivoire		Idt (Innovation Design Technique)	Management, Business Professionals, Administrative Services	1	34,776.00
Côte d'Ivoire		Le Cygne	Management, Business Professionals, Administrative Services	1	70,338.00
Côte d'Ivoire		Manutention Climatisation	Management, Business Professionals, Administrative Services	1	35,580.00
Côte d'Ivoire		Onuci	Management, Business Professionals, Administrative Services	1	57,996.00
Côte d'Ivoire		Oxford Policy Management	Management, Business Professionals, Administrative Services	1	622,707.00
Côte d'Ivoire		Name withheld for security reasons*	Management, Business Professionals, Administrative Services	1	35,669.00
Côte d'Ivoire		Scenari	Management, Business Professionals, Administrative Services	1	51,340.00
Côte d'Ivoire		Name withheld for security reasons*	Management, Business Professionals, Administrative Services	1	63,375.00
Côte d'Ivoire		Societe Ivoirienne Du Tourisme Et De L'Hotellerie (Sitho)	Management, Business Professionals, Administrative Services	1	31,692.00
Côte d'Ivoire		Solv-Services	Management, Business Professionals, Administrative Services	1	31,986.00
Côte d'Ivoire		Synergie Expertise Sarl	Management, Business Professionals, Administrative Services	1	30,328.00
Côte d'Ivoire		Universal Technology	Management, Business Professionals, Administrative Services	1	107,858.00
Côte d'Ivoire		Vigassistance	Management, Business Professionals, Administrative Services	1	156,039.00
Cambodia		Angkor Research And Consulting Ltd	Management, Business Professionals, Administrative Services	1	39,991.00
Cambodia		Cambodia Development Resource Institute (Cdri)	Management, Business Professionals, Administrative Services	1	37,809.00
Cambodia		MSA Marketing Solutions Asia Ltd	Editorial and Design and Graphic and Fine Art Services	1	34,889.00
Cambodia		MSA Marketing Solutions Asia Ltd	Management, Business Professionals, Administrative Services	1	42,180.00
Cambodia		Name withheld for security reasons*	Management, Business Professionals, Administrative Services	1	54,126.00
Cameroon		Afronet International Sarl	Building and Facility Construction and Maintenance Services	1	57,661.00
Cameroon		Dak Services	Management, Business Professionals, Administrative Services	1	46,192.00
Cameroon		Damco	Management, Business Professionals, Administrative Services	1	90,366.00
Cameroon		Name withheld for security reasons*	Building and Facility Construction and Maintenance Services	1	35,778.00
Cameroon		Name withheld for security reasons*	Building and Facility Construction and Maintenance Services	1	60,670.00
Cameroon		Name withheld for security reasons*	Management, Business Professionals, Administrative Services	1	33,388.00
Cameroon		Maersk Cameroun	Transportation and Storage and Mail Services	1	35,597.00
Cameroon		Maersk Cameroun SA	Transportation and Storage and Mail Services	1	57,955.00
Cameroon		Orange Cameroun	Management, Business Professionals, Administrative Services	1	75,210.00
Cameroon		S.C.I. Ponty	Management, Business Professionals, Administrative Services	1	36,394.00
Cameroon		Sahel Water Sanitation And Environment	Building and Facility Construction and Maintenance Services	1	100,642.00
Cameroon		Sequestre Sciff / Succession Feu Kam Jacques	Management, Business Professionals, Administrative Services	1	38,261.00
Cameroon		Name withheld for security reasons*	Management, Business Professionals, Administrative Services	1	35,040.00
Cameroon		Transimex SA	Transportation and Storage and Mail Services	1	39,752.00
Cameroon		VIP Location Services Sarl	Management, Business Professionals, Administrative Services	1	100,273.00
Canada		Dundex	Engineering and Research and Technology Based Services	1	97,936.00
Canada		Dundex	Management, Business Professionals, Administrative Services	4	692,710.00
Canada		Durabond Products Limited	Building and Facility Construction and Maintenance Services	1	119,650.00
Canada		ES Tunis And Associates Inc	Engineering and Research and Technology Based Services	1	87,366.00
Canada		ES Tunis And Associates Inc	Management, Business Professionals, Administrative Services	1	99,730.00
Canada		Governing Council, University Toronto, Inst. for Studies in Education	Management, Business Professionals, Administrative Services	1	102,595.00
Canada		Hatfield Consultant Partnership	Management, Business Professionals, Administrative Services	1	226,430.00
Canada		Iccidd	Management, Business Professionals, Administrative Services	1	63,036.00
Canada		Imerge Consulting Inc.	Management, Business Professionals, Administrative Services	1	46,507.00
Canada		International Bureau for Children's Rights (IBCR)	Management, Business Professionals, Administrative Services	2	536,635.00
Canada		Le Centre Hospitalier De L'Universi Montreal (Chum)/Usi	Management, Business Professionals, Administrative Services	1	44,290.00
Canada		March Of Dimes Canada	Management, Business Professionals, Administrative Services	1	40,800.00
Canada		Mobify Research And Development Inc.	Management, Business Professionals, Administrative Services	1	30,000.00
Canada		Positivecom	Management, Business Professionals, Administrative Services	1	55,350.00
Canada		The North-South Institute	Management, Business Professionals, Administrative Services	1	409,000.00
Canada		The University Of British Columbia	Management, Business Professionals, Administrative Services	1	85,457.00
Canada		U. De Montréal, Centre De Promotion De La Santé	Management, Business Professionals, Administrative Services	1	103,735.00
Canada		Universalia Management Group	Management, Business Professionals, Administrative Services	1	119,600.00
Canada		University Of British Columbia	Management, Business Professionals, Administrative Services	1	92,419.00
Central African Republic		Alpha Constructions	Management, Business Professionals, Administrative Services	2	107,932.00
Central African Republic		Atelier A3 Sarl	Management, Business Professionals, Administrative Services	2	151,174.00
Central African Republic		Bcags	Management, Business Professionals, Administrative Services	1	61,122.00
Central African Republic		Name withheld for security reasons*	Management, Business Professionals, Administrative Services	1	51,785.00
Central African Republic		Name withheld for security reasons*	Management, Business Professionals, Administrative Services	1	36,059.00
Central African Republic		Groupe Sylva Sarl	Management, Business Professionals, Administrative Services	1	55,660.00

\* For security and privacy reasons, the name of the contractor is not displayed when it includes the name of an individual.

2013 | Major contracts for services and works by UN organization

AGENCY	Location of Supplier	Name of Contractor	Description of Services	# Contracts	Total Value of Contracts (USD)
UNICEF continued	Central African Republic	Immo Concept Sarl	Management, Business Professionals, Administrative Services	1	167,676.00
	Central African Republic	Interco	Management, Business Professionals, Administrative Services	1	239,304.00
	Central African Republic	Le MaAson	Management, Business Professionals, Administrative Services	1	147,543.00
	Central African Republic	Ledger Plaza Bangui	Management, Business Professionals, Administrative Services	1	38,030.00
	Central African Republic	Socagec	Management, Business Professionals, Administrative Services	1	307,736.00
	Chad	Name withheld for security reasons*	Management, Business Professionals, Administrative Services	1	46,032.00
	Chad	Name withheld for security reasons*	Transportation and Storage and Mail Services	1	194,483.00
	Chad	Name withheld for security reasons*	Management, Business Professionals, Administrative Services	1	81,420.00
	Chad	Agence Gazele Tchad	Management, Business Professionals, Administrative Services	1	54,354.00
	Chad	Name withheld for security reasons*	Transportation and Storage and Mail Services	1	126,395.00
	Chad	Association Tchadienne Pour La Promotion Des Entreprise En Forages	Management, Business Professionals, Administrative Services	1	98,370.00
	Chad	Audit-Expertise-Aeef	Management, Business Professionals, Administrative Services	1	84,993.00
	Chad	Balal Magique	Management, Business Professionals, Administrative Services	1	134,949.00
	Chad	Berdes Berdes	Management, Business Professionals, Administrative Services	1	97,174.00
	Chad	Complexe	Management, Business Professionals, Administrative Services	1	44,253.00
	Chad	Computer Golfe - Tchad	Management, Business Professionals, Administrative Services	1	99,366.00
	Chad	Cop Gard	Management, Business Professionals, Administrative Services	1	283,114.00
	Chad	Cossocim	Management, Business Professionals, Administrative Services	2	304,428.00
	Chad	Damco	Transportation and Storage and Mail Services	1	126,192.00
	Chad	ECOMAF	Building and Facility Construction and Maintenance Services	1	195,901.00
	Chad	Name withheld for security reasons*	Management, Business Professionals, Administrative Services	1	39,421.00
	Chad	Name withheld for security reasons*	Building and Facility Construction and Maintenance Services	1	247,692.00
	Chad	Entreprise De Construction & Entret	Building and Facility Construction and Maintenance Services	1	219,212.00
	Chad	Name withheld for security reasons*	Management, Business Professionals, Administrative Services	1	63,202.00
	Chad	ETS Business Center	Management, Business Professionals, Administrative Services	1	38,436.00
	Chad	ETS Dawi Horizon Tchad	Management, Business Professionals, Administrative Services	1	37,222.00
	Chad	ETS Houh-Hout	Management, Business Professionals, Administrative Services	3	380,741.00
	Chad	Grand Garage	Management, Business Professionals, Administrative Services	1	67,169.00
	Chad	Name withheld for security reasons*	Management, Business Professionals, Administrative Services	1	38,208.00
	Chad	Name withheld for security reasons*	Management, Business Professionals, Administrative Services	1	37,997.00
	Chad	Name withheld for security reasons*	Management, Business Professionals, Administrative Services	1	41,890.00
	Chad	Kempinski Hotel N'Djaména	Engineering and Research and Technology Based Services	1	38,226.00
	Chad	Kempinski Hotel N'Djaména	Management, Business Professionals, Administrative Services	2	70,688.00
	Chad	Logistics International Tchad	Management, Business Professionals, Administrative Services	1	101,012.00
	Chad	Logistics International Tchad	Transportation and Storage and Mail Services	1	154,235.00
	Chad	S.N.A.S.E	Management, Business Professionals, Administrative Services	1	30,799.00
	Chad	Sanimex	Management, Business Professionals, Administrative Services	2	339,830.00
	Chad	Name withheld for security reasons*	Management, Business Professionals, Administrative Services	1	56,312.00
	Chad	Sdfc(Société De Developpement	Management, Business Professionals, Administrative Services	1	38,208.00
	Chad	Sedele	Building and Facility Construction and Maintenance Services	1	201,340.00
	Chad	Societe Guerri	Building and Facility Construction and Maintenance Services	1	175,340.00
	Chile	AsesorA-as E Inversiones Alinea	Management, Business Professionals, Administrative Services	1	43,637.00
	Chile	Consultora Azul Ltda	Management, Business Professionals, Administrative Services	1	106,489.00
	Chile	Name withheld for security reasons*	Management, Business Professionals, Administrative Services	1	87,981.00
	Chile	G4S Security Services	Management, Business Professionals, Administrative Services	1	36,964.00
	Chile	Name withheld for security reasons*	Engineering and Research and Technology Based Services	1	61,983.00
	Chile	Origen Consultores Ltda	Management, Business Professionals, Administrative Services	1	100,238.00
	Chile	Name withheld for security reasons*	Management, Business Professionals, Administrative Services	1	34,603.00
	Chile	Sociedad Profesional Raido Ltda.	Management, Business Professionals, Administrative Services	1	63,509.00
	Chile	Vigo Consultores SA	Management, Business Professionals, Administrative Services	1	314,597.00
	Chile	Name withheld for security reasons*	Management, Business Professionals, Administrative Services	1	87,476.00
	China	Bambuston Vision	Management, Business Professionals, Administrative Services	1	34,737.00
	China	Beijing Sincerity Labour Service	Management, Business Professionals, Administrative Services	1	70,165.00
	China	Blovedmedia Science And	Engineering and Research and Technology Based Services	1	80,139.00
	China	Child Frontiers Ltd	Management, Business Professionals, Administrative Services	1	40,971.00
	China	Euro RSCG Advertising Co Ltd	Management, Business Professionals, Administrative Services	1	470,891.00
	China	Highfairno	Management, Business Professionals, Administrative Services	1	42,841.00
	China	Institute Of Reproductive & Child H Peking University Health Science Center	Management, Business Professionals, Administrative Services	1	51,560.00
	China	Jiangsu Geology and Engineering Co Ltd	Management, Business Professionals, Administrative Services	1	278,015.00
	China	National Assessment Center Of Basic Education Quality	Management, Business Professionals, Administrative Services	1	70,241.00
	China	National Center For Educatinal Technology	Management, Business Professionals, Administrative Services	1	58,898.00
	China	National Institute Of Education Sciences	Management, Business Professionals, Administrative Services	1	51,173.00
	China	Y&R Beijing	Management, Business Professionals, Administrative Services	1	216,136.00
	Colombia	Asociacion De Cabildos IndA-genas Del Norte Del Cauca	Management, Business Professionals, Administrative Services	1	82,111.00
	Colombia	Atento Colombia SA	Management, Business Professionals, Administrative Services	1	118,937.00
	Colombia	Consejo Noruego Para Refugiados	Management, Business Professionals, Administrative Services	1	130,114.00
	Colombia	Consuco Sas	Management, Business Professionals, Administrative Services	1	167,063.00
	Colombia	Corporacion Paz Y Democracia	Management, Business Professionals, Administrative Services	1	111,709.00
	Colombia	Corporacion Integral Para El Desarrollo Comunitario - Caminar	Management, Business Professionals, Administrative Services	1	58,129.00
	Colombia	Econometria SA	Management, Business Professionals, Administrative Services	1	158,938.00
	Colombia	Estrategia Atletica Organizacion Deportiva	Management, Business Professionals, Administrative Services	1	125,552.00
	Colombia	Fundacion Eduvida Por El Derecho A La Salud Y A La Vida	Management, Business Professionals, Administrative Services	1	168,051.00
	Colombia	Fundacion Social Valle De Pubenza	Management, Business Professionals, Administrative Services	1	77,132.00
	Colombia	Fundacion Proinco	Management, Business Professionals, Administrative Services	1	139,510.00
	Colombia	Fundacion Sahlad	Management, Business Professionals, Administrative Services	1	365,768.00
	Colombia	International Fundraising Colombia Sas	Management, Business Professionals, Administrative Services	1	580,117.00
	Colombia	Lowe SSP3 SA	Management, Business Professionals, Administrative Services	1	264,824.00
	Colombia	Medecins Du Monde-Medicos Del Mundo	Management, Business Professionals, Administrative Services	1	43,153.00
	Colombia	MGI Paez Asociados Y Cia SAS	Management, Business Professionals, Administrative Services	1	138,825.00
	Colombia	Organizacion Indigena De La Guajira Yanama	Management, Business Professionals, Administrative Services	1	142,555.00
	Colombia	Pastoral Social, Diocesis Mocoa Sibunday	Management, Business Professionals, Administrative Services	1	307,719.00
	Colombia	Policy Lab Sas	Management, Business Professionals, Administrative Services	1	62,040.00
	Colombia	Publik	Management, Business Professionals, Administrative Services	1	72,764.00
	Colombia	Securitas Colombia S.A.	Management, Business Professionals, Administrative Services	1	51,899.00
	Colombia	Servicios De Informacion Y Consulto EstrAtegica Sice SAS	Management, Business Professionals, Administrative Services	1	307,502.00
	Colombia	Sherrytel Soluciones	Management, Business Professionals, Administrative Services	1	187,571.00
	Colombia	Sociedad Nacional De La Cruz Roja Colombiana	Management, Business Professionals, Administrative Services	1	299,272.00
	Colombia	Telemark Spain SL Sucursal Colomb	Management, Business Professionals, Administrative Services	1	203,540.00
	Colombia	Universidad De La Sabana	Management, Business Professionals, Administrative Services	1	35,558.00
	Colombia	Universidad Nacional De Colombia	Management, Business Professionals, Administrative Services	1	291,532.00
	Colombia	Universidad Santo TomAjs	Management, Business Professionals, Administrative Services	1	272,490.00
	Colombia	Universidad Sergio Arboleda	Management, Business Professionals, Administrative Services	1	257,813.00
	Colombia	Young & Rubicam Brands S.A.S.	Management, Business Professionals, Administrative Services	1	60,840.00
	Congo	Adcc	Building and Facility Construction and Maintenance Services	1	57,809.00
	Congo	Arc En Ciel	Building and Facility Construction and Maintenance Services	1	106,540.00
	Congo	Association Adnlk	Building and Facility Construction and Maintenance Services	1	124,859.00
	Congo	Business Tech	Building and Facility Construction and Maintenance Services	1	45,996.00
	Congo	CGT Congo SA	Building and Facility Construction and Maintenance Services	1	82,219.00
	Congo	Congolaise De BAgtiments Et Services	Building and Facility Construction and Maintenance Services	1	44,985.00
	Congo	Enock Afrique	Building and Facility Construction and Maintenance Services	1	127,992.00
	Congo	Entra	Building and Facility Construction and Maintenance Services	1	124,919.00
	Congo	Entreprise Ebatp	Building and Facility Construction and Maintenance Services	1	117,848.00
	Congo	Name withheld for security reasons*	Building and Facility Construction and Maintenance Services	1	36,947.00
	Congo	Ets KJ & Fils	Building and Facility Construction and Maintenance Services	1	45,996.00
	Congo	Ets Mastso	Building and Facility Construction and Maintenance Services	1	42,654.00
	Congo	Ets Niamolende	Building and Facility Construction and Maintenance Services	1	191,247.00
	Congo	FM Croissance	Building and Facility Construction and Maintenance Services	1	214,887.00
	Congo	Getma Congo	Management, Business Professionals, Administrative Services	1	44,172.00
	Congo	Glory Sim Vision	Building and Facility Construction and Maintenance Services	1	45,996.00
	Congo	GM Consulting Sarl	Building and Facility Construction and Maintenance Services	1	144,515.00
	Congo	Hôtel Résidence Marina	Management, Business Professionals, Administrative Services	1	41,077.00
	Congo	Hongora Group	Building and Facility Construction and Maintenance Services	1	45,996.00
	Congo	Name withheld for security reasons*	Building and Facility Construction and Maintenance Services	1	44,436.00
	Congo	Name withheld for security reasons*	Management, Business Professionals, Administrative Services	1	84,950.00
	Congo	La Congolaise De Construction, BAgti	Building and Facility Construction and Maintenance Services	1	234,386.00

\* For security and privacy reasons, the name of the contractor is not displayed when it includes the name of an individual.

AGENCY	Location of Supplier	Name of Contractor	Description of Services	# Contracts	Total Value of Contracts (USD)
UNICEF continued					
Congo	LCC		Building and Facility Construction and Maintenance Services	1	83,393.00
Congo	Le Site Congo		Building and Facility Construction and Maintenance Services	1	72,935.00
Congo	Londa Control Ltd		Building and Facility Construction and Maintenance Services	1	118,931.00
Congo	MANA Services		Building and Facility Construction and Maintenance Services	2	170,901.00
Congo	MATCO Impact		Building and Facility Construction and Maintenance Services	1	169,019.00
Congo	Milord Business		Building and Facility Construction and Maintenance Services	1	279,800.00
Congo	Scab Congo Sa		Management, Business Professionals, Administrative Services	1	50,561.00
Congo	Societe Joy		Building and Facility Construction and Maintenance Services	1	91,706.00
Congo	Super Link		Building and Facility Construction and Maintenance Services	1	166,063.00
Congo	Vision De L'Aigle		Building and Facility Construction and Maintenance Services	1	45,996.00
Costa Rica	Desarrollos Informaticos Deinsa S.A		Management, Business Professionals, Administrative Services	1	32,937.00
Costa Rica	Samgest International		Management, Business Professionals, Administrative Services	1	96,820.00
Costa Rica	Sun Refuge Corporation S. A.		Management, Business Professionals, Administrative Services	1	30,420.00
Costa Rica	Universidad De Costa Rica		Management, Business Professionals, Administrative Services	1	32,448.00
Cuba	Empresa Componentes Industriales		Building and Facility Construction and Maintenance Services	1	146,490.00
Cuba	Empretur		Management, Business Professionals, Administrative Services	1	42,901.00
Cuba	Empretur		Transportation and Storage and Mail Services	1	45,010.00
Cyprus	Avenir Analytics		Management, Business Professionals, Administrative Services	1	74,300.00
Democratic Rep. of the Congo	Agetip - Egence D'Execucion Destruxaux D'Interet Public		Building and Facility Construction and Maintenance Services	1	270,300.00
Democratic Rep. of the Congo	Beaba Consulting		Management, Business Professionals, Administrative Services	1	94,025.00
Democratic Rep. of the Congo	Bras Security/ Lubumbashi		Management, Business Professionals, Administrative Services	1	39,960.00
Democratic Rep. of the Congo	Build Concept		Management, Business Professionals, Administrative Services	1	31,384.00
Democratic Rep. of the Congo	Caritas Congo ASBL		Management, Business Professionals, Administrative Services	1	421,174.00
Democratic Rep. of the Congo	Cconcept		Engineering and Research and Technology Based Services	1	32,033.00
Democratic Rep. of the Congo	Connecto		Management, Business Professionals, Administrative Services	1	160,600.00
Democratic Rep. of the Congo	Delta Protection		Management, Business Professionals, Administrative Services	1	43,204.00
Democratic Rep. of the Congo	Direction De Lutte Contre La Maladi Minist'are De La Santé De R.D.C		Management, Business Professionals, Administrative Services	1	54,201.00
Democratic Rep. of the Congo	Egebat		Building and Facility Construction and Maintenance Services	1	74,987.00
Democratic Rep. of the Congo	Equipe Des Formateurs En Eau Et Assainissement		Management, Business Professionals, Administrative Services	1	45,518.00
Democratic Rep. of the Congo	Generale D'Etudes Et De Conseils		Building and Facility Construction and Maintenance Services	1	266,880.00
Democratic Rep. of the Congo	Groupe D'Etudes Et D'Interventions		Building and Facility Construction and Maintenance Services	1	124,149.00
Democratic Rep. of the Congo	Name withheld for security reasons*		Management, Business Professionals, Administrative Services	1	37,400.00
Democratic Rep. of the Congo	Human Dignity in the World (HDW) Goma		Management, Business Professionals, Administrative Services	1	145,200.00
Democratic Rep. of the Congo	Investing In People		Management, Business Professionals, Administrative Services	1	42,945.00
Democratic Rep. of the Congo	Kafakis Group		Management, Business Professionals, Administrative Services	1	72,977.00
Democratic Rep. of the Congo	La Congolaise De Telecommunication Et De L'Informatique		Management, Business Professionals, Administrative Services	1	42,673.00
Democratic Rep. of the Congo	Labo Multi-Systemes		Management, Business Professionals, Administrative Services	1	39,170.00
Democratic Rep. of the Congo	Magenyra - Protection & Gardiennag		Management, Business Professionals, Administrative Services	1	63,132.00
Democratic Rep. of the Congo	New Escokin Sprl		Management, Business Professionals, Administrative Services	1	43,200.00
Democratic Rep. of the Congo	Pitchi Service - Agence Immobilier		Management, Business Professionals, Administrative Services	1	32,340.00
Democratic Rep. of the Congo	PricewaterhouseCoopers SPRL		Management, Business Professionals, Administrative Services	1	160,650.00
Democratic Rep. of the Congo	Sintel S.P.R.L.		Management, Business Professionals, Administrative Services	1	44,870.00
Democratic Rep. of the Congo	Sodeico SPRL		Management, Business Professionals, Administrative Services	1	1,817,306.00
Democratic Rep. of the Congo	Sodimel		Management, Business Professionals, Administrative Services	1	52,786.00
Democratic Rep. of the Congo	Solidarites Prestataires Des		Management, Business Professionals, Administrative Services	1	49,464.00
Democratic Rep. of the Congo	Trasco		Management, Business Professionals, Administrative Services	1	1,117,509.00
Democratic Rep. of the Congo	Unikin- Departement Des Sciences Population Et Du Developpement		Management, Business Professionals, Administrative Services	1	124,860.00
Democratic Rep. of the Congo	VSI Afrique		Management, Business Professionals, Administrative Services	1	507,647.00
Democratic Rep. of the Congo	Watson & French S.P.R.L.		Management, Business Professionals, Administrative Services	1	33,580.00
Denmark	Allianceplus A/S		Building and Facility Construction and Maintenance Services	1	112,258.00
Denmark	Damco International A/S		Transportation and Storage and Mail Services	1	17,595,909.00
Denmark	DHL Global Forwarding (Denmark) A/S		Transportation and Storage and Mail Services	1	4,003,186.00
Denmark	Euro Health Group A/S		Management, Business Professionals, Administrative Services	1	82,071.00
Denmark	Falck Healthcare A/S		Engineering and Research and Technology Based Services	1	43,122.00
Denmark	Fc Multiservice Tomrer		Building and Facility Construction and Maintenance Services	1	60,236.00
Denmark	Freeport Security Aps		Management, Business Professionals, Administrative Services	1	187,923.00
Denmark	Hewlett-Packard Aps		Engineering and Research and Technology Based Services	1	79,191.00
Denmark	ISS Facility Service A/S		Building and Facility Construction and Maintenance Services	1	173,141.00
Denmark	it Lean		Engineering and Research and Technology Based Services	1	58,500.00
Denmark	Intelligence A/S		Engineering and Research and Technology Based Services	1	42,938.00
Denmark	Jacobsen Catering Service Aps		Engineering and Research and Technology Based Services	1	127,366.00
Denmark	Kuehne + Nagel A/S		Management, Business Professionals, Administrative Services	2	396,939.00
Denmark	Kuehne + Nagel A/S		Transportation and Storage and Mail Services	2	48,454,388.00
Denmark	Mercuri Urval A/S Denmark		Management, Business Professionals, Administrative Services	1	135,000.00
Denmark	Personale-Service Humanizer Aps		Management, Business Professionals, Administrative Services	2	508,907.00
Denmark	Phoenix Design Aid A/S		Editorial and Design and Graphic and Fine Art Services	1	46,442.00
Denmark	Phoenix Design Aid A/S		Management, Business Professionals, Administrative Services	1	30,330.00
Denmark	Scan Global Logistics A/S		Management, Business Professionals, Administrative Services	1	168,100.00
Denmark	Scan Global Logistics A/S		Transportation and Storage and Mail Services	1	30,692,588.00
Denmark	Seuar Aps		Management, Business Professionals, Administrative Services	1	95,610.00
Denmark	Skilte Expressen Aps		Management, Business Professionals, Administrative Services	1	33,204.00
Denmark	UN Office for Project Services (UNOPS)		Management, Business Professionals, Administrative Services	1	136,000.00
Denmark	Undp - Copenhagen		Management, Business Professionals, Administrative Services	1	44,752.00
Djibouti	Ecopsis SA		Management, Business Professionals, Administrative Services	1	36,000.00
Djibouti	G4S Djibouti Sarl		Management, Business Professionals, Administrative Services	1	82,803.00
Dominican Republic	Darlock Business Corp SA		Building and Facility Construction and Maintenance Services	1	759,858.00
Ecuador	FirstImpresion Marketing Cia. Ltda		Management, Business Professionals, Administrative Services	1	66,076.00
Ecuador	Fradaban Corp Cia Ltda		Management, Business Professionals, Administrative Services	1	310,478.00
Ecuador	Fundacion Observatorio Social		Management, Business Professionals, Administrative Services	1	30,000.00
Ecuador	Knowledge & Management Conocimiento Y Gestion Cia Ltda		Management, Business Professionals, Administrative Services	1	43,200.00
Ecuador	Publicitas CompaAria Anonima De		Management, Business Professionals, Administrative Services	1	41,044.00
Ecuador	Publipromueve SA		Management, Business Professionals, Administrative Services	1	44,821.00
Ecuador	Roque Ituralde Cia. Ltda.		Management, Business Professionals, Administrative Services	1	45,370.00
Ecuador	Urbano Express SA Rapiexx		Management, Business Professionals, Administrative Services	1	34,967.00
Egypt	Above And Below		Management, Business Professionals, Administrative Services	1	108,191.00
Egypt	Name withheld for security reasons*		Management, Business Professionals, Administrative Services	1	378,393.00
Egypt	Raya Integration		Management, Business Professionals, Administrative Services	1	136,902.00
El Salvador	Deico, S.A. De C.V.		Management, Business Professionals, Administrative Services	1	55,000.00
El Salvador	Unimer Investigacion De Mercados, S.A. De C.V.		Management, Business Professionals, Administrative Services	1	31,147.00
Ethiopia	Aau Special Fund Account		Management, Business Professionals, Administrative Services	1	66,076.00
Ethiopia	ABH Services PLC		Management, Business Professionals, Administrative Services	2	952,236.00
Ethiopia	Abiy Aework Building Contractor		Management, Business Professionals, Administrative Services	1	95,426.00
Ethiopia	Adama German Hotel		Management, Business Professionals, Administrative Services	1	43,447.00
Ethiopia	Addis Ababa University Faculty Of Science		Management, Business Professionals, Administrative Services	1	343,115.00
Ethiopia	AFS International PLC		Transportation and Storage and Mail Services	1	96,949.00
Ethiopia	Akakas Logistics PLC		Management, Business Professionals, Administrative Services	1	130,091.00
Ethiopia	Atlantic Freight Transport		Management, Business Professionals, Administrative Services	1	30,263.00
Ethiopia	Atlantic Freight Transport		Transportation and Storage and Mail Services	3	231,866.00
Ethiopia	BDS Center For Development		Management, Business Professionals, Administrative Services	1	177,278.00
Ethiopia	Name withheld for security reasons*		Building and Facility Construction and Maintenance Services	1	48,225.00
Ethiopia	Name withheld for security reasons*		Building and Facility Construction and Maintenance Services	1	201,433.00
Ethiopia	Ebba Engineering PLC		Building and Facility Construction and Maintenance Services	1	49,275.00
Ethiopia	Ebba Engineering PLC		Management, Business Professionals, Administrative Services	1	39,503.00
Ethiopia	Edomias International PLC		Management, Business Professionals, Administrative Services	1	323,204.00
Ethiopia	Eminence Social Entrepreneurs Plc		Management, Business Professionals, Administrative Services	1	32,024.00
Ethiopia	Ethioder PLC		Transportation and Storage and Mail Services	2	128,958.00
Ethiopia	Fedwin Transport & Construction Com		Transportation and Storage and Mail Services	1	72,345.00
Ethiopia	Ghion Hotels Enterprise		Management, Business Professionals, Administrative Services	1	45,540.00
Ethiopia	Name withheld for security reasons*		Transportation and Storage and Mail Services	1	30,941.00
Ethiopia	ICM Communication PLC		Editorial and Design and Graphic and Fine Art Services	2	96,447.00
Ethiopia	ICM Communication PLC		Management, Business Professionals, Administrative Services	3	236,791.00
Ethiopia	Icos Consulting Plc		Management, Business Professionals, Administrative Services	1	37,179.00
Ethiopia	IDIL Transport & Trade PLC		Transportation and Storage and Mail Services	2	183,987.00
Ethiopia	Jarco Consulting PLC		Management, Business Professionals, Administrative Services	2	964,785.00
Ethiopia	Lambadina Institute Health And Deve Communication		Engineering and Research and Technology Based Services	1	37,883.00

\* For security and privacy reasons, the name of the contractor is not displayed when it includes the name of an individual.

2013 | Major contracts for services and works by UN organization

AGENCY	Location of Supplier	Name of Contractor	Description of Services	# Contracts	Total Value of Contracts (USD)
UNICEF continued					
Ethiopia		Le Monde Health & Development	Management, Business Professionals, Administrative Services	1	257,259.00
Ethiopia		Lion Security Service PLC	Management, Business Professionals, Administrative Services	1	308,494.00
Ethiopia		Lonadd Consultancy PLC	Management, Business Professionals, Administrative Services	2	586,608.00
Ethiopia		Lonadd Consultancy PLC	Transportation and Storage and Mail Services	2	894,738.00
Ethiopia		Mekelle University Institute Of Environment, Gender & DevT Studies	Management, Business Professionals, Administrative Services	1	94,132.00
Ethiopia		Name withheld for security reasons*	Transportation and Storage and Mail Services	2	212,129.00
Ethiopia		Merit Management Consult PLC	Management, Business Professionals, Administrative Services	2	137,957.00
Ethiopia		Moenco	Transportation and Storage and Mail Services	2	258,249.00
Ethiopia		New Generation Logistics & Human	Management, Business Professionals, Administrative Services	1	65,316.00
Ethiopia		Prin International Consultancy And Resaerch Service Plc	Management, Business Professionals, Administrative Services	1	54,014.00
Ethiopia		Rally Drivers & Mechanics Training Center Plc	Engineering and Research and Technology Based Services	1	45,947.00
Ethiopia		Region 5 Transport & Construction	Management, Business Professionals, Administrative Services	1	397,984.00
Ethiopia		Region 5 Transport & Construction	Transportation and Storage and Mail Services	4	772,699.00
Ethiopia		Royal Service Ethiopia PLC	Editorial and Design and Graphic and Fine Art Services	1	99,792.00
Ethiopia		Sak Business & Personal Development	Management, Business Professionals, Administrative Services	1	167,094.00
Ethiopia		Sebhatu & Sons Property Administration & Security Service PLC	Management, Business Professionals, Administrative Services	1	142,196.00
Ethiopia		Somali Region Guard Ltd Associa	Management, Business Professionals, Administrative Services	1	38,800.00
Ethiopia		Talawanag Labour Association	Management, Business Professionals, Administrative Services	1	81,239.00
Ethiopia		Name withheld for security reasons*	Transportation and Storage and Mail Services	3	267,855.00
Ethiopia		UN Educational, Scientific and Cultural Organization (UNESCO)	Management, Business Professionals, Administrative Services	1	591,294.00
Ethiopia		Wings Education and Media PLC	Management, Business Professionals, Administrative Services	1	106,759.00
Ethiopia		Zeleman Production PLC	Management, Business Professionals, Administrative Services	2	175,423.00
Fiji		Fiji International Telecommunications Limited	Engineering and Research and Technology Based Services	1	38,973.00
Fiji		Pasifika Communications	Management, Business Professionals, Administrative Services	1	158,681.00
Fiji		Telecom Fiji Ltd	Management, Business Professionals, Administrative Services	1	87,310.00
Finland		Hanken School Of Economics	Editorial and Design and Graphic and Fine Art Services	1	85,000.00
Finland		Hanken School Of Economics	Management, Business Professionals, Administrative Services	1	100,783.00
France		ACTED	Building and Facility Construction and Maintenance Services	1	162,114.00
France		Amp Services	Management, Business Professionals, Administrative Services	1	48,899.00
France		Assistance Publique-Hôpitaux De Marseille	Management, Business Professionals, Administrative Services	1	105,993.00
France		Centre International D'Etudes Pédagogiques (CIEP)	Management, Business Professionals, Administrative Services	1	447,809.00
France		Create (Child Rights Evaluation Adv Training Exchange)	Management, Business Professionals, Administrative Services	1	30,000.00
France		G Feron E De Clebsattel SA	Building and Facility Construction and Maintenance Services	1	238,338.00
France		G Feron E De Clebsattel SA	Management, Business Professionals, Administrative Services	1	81,757.00
France		Hydroconseil	Management, Business Professionals, Administrative Services	1	694,627.00
France		IEC Telecom	Editorial and Design and Graphic and Fine Art Services	1	93,992.00
France		Institut de recherche pour le développement (IRD)	Management, Business Professionals, Administrative Services	1	102,161.00
France		Orange Logic Europe Sarl	Management, Business Professionals, Administrative Services	1	120,000.00
France		Name withheld for security reasons*	Management, Business Professionals, Administrative Services	1	33,950.00
France		Rights On	Management, Business Professionals, Administrative Services	1	43,829.00
France		Société Civile Le Vif Du Sujet	Management, Business Professionals, Administrative Services	2	136,940.00
France		Sofreco	Management, Business Professionals, Administrative Services	1	163,700.00
Georgia		Fountain Georgia Ltd	Management, Business Professionals, Administrative Services	1	32,796.00
Georgia		Party House	Management, Business Professionals, Administrative Services	1	53,512.00
Georgia		The Universal Consulting	Management, Business Professionals, Administrative Services	1	36,525.00
Germany		Information Multimedia Communication	Management, Business Professionals, Administrative Services	1	123,510.00
Germany		Seba Hydrometrie GmbH	Management, Business Professionals, Administrative Services	1	47,850.00
Germany		Spreadlab	Engineering and Research and Technology Based Services	1	47,944.00
Germany		Youth Media Consulting	Engineering and Research and Technology Based Services	1	37,992.00
Germany		Youth Media Consulting	Management, Business Professionals, Administrative Services	1	259,377.00
Ghana		CDC Consult Ltd	Management, Business Professionals, Administrative Services	1	124,113.00
Ghana		Charter House	Management, Business Professionals, Administrative Services	1	408,878.00
Ghana		Damco Logistics Gh. Limited Airfreight Division	Transportation and Storage and Mail Services	1	53,616.00
Ghana		Pab Consult	Management, Business Professionals, Administrative Services	1	82,420.00
Ghana		Participatory Development Association	Management, Business Professionals, Administrative Services	1	76,554.00
Ghana		Voto Mobile	Management, Business Professionals, Administrative Services	1	96,512.00
Guatemala		Publicentro	Management, Business Professionals, Administrative Services	1	67,501.00
Guatemala		Name withheld for security reasons*	Management, Business Professionals, Administrative Services	1	218,986.00
Guinea		AMA Guinee	Management, Business Professionals, Administrative Services	2	141,954.00
Guinea		Auditeurs Associés En Afrique - Guinee	Management, Business Professionals, Administrative Services	1	232,760.00
Guinea		Bair	Management, Business Professionals, Administrative Services	1	171,541.00
Guinea		Betec	Management, Business Professionals, Administrative Services	1	48,528.00
Guinea		Buddec-Face/Gamat Consulting Africa	Management, Business Professionals, Administrative Services	1	178,266.00
Guinea		Cic Dr	Management, Business Professionals, Administrative Services	1	46,626.00
Guinea		Compagnie De Geo-Ingenierie De Chin	Management, Business Professionals, Administrative Services	1	1,622,897.00
Guinea		Connecteo Senegal	Management, Business Professionals, Administrative Services	2	186,964.00
Guinea		ECB-TP	Management, Business Professionals, Administrative Services	1	345,448.00
Guinea		ECG	Building and Facility Construction and Maintenance Services	1	170,457.00
Guinea		EDF	Building and Facility Construction and Maintenance Services	1	1,146,517.00
Guinea		EDF	Management, Business Professionals, Administrative Services	1	58,554.00
Guinea		EHC	Management, Business Professionals, Administrative Services	1	285,009.00
Guinea		EJC	Building and Facility Construction and Maintenance Services	2	327,981.00
Guinea		Exactos Developpement	Management, Business Professionals, Administrative Services	1	31,875.00
Guinea		Fiduciaire De Guinée Membre De PricewaterhouseCoopers	Management, Business Professionals, Administrative Services	1	130,000.00
Guinea		G4S Services De Securite Guinee	Management, Business Professionals, Administrative Services	1	51,171.00
Guinea		Gic Mali	Management, Business Professionals, Administrative Services	1	68,825.00
Guinea		Guilrab	Management, Business Professionals, Administrative Services	1	132,119.00
Guinea		Hotel Mariador Palace	Management, Business Professionals, Administrative Services	1	35,098.00
Guinea		Hydraulie Btp	Management, Business Professionals, Administrative Services	1	38,549.00
Guinea		Leader Services	Management, Business Professionals, Administrative Services	1	135,722.00
Guinea		Moly Travaux	Management, Business Professionals, Administrative Services	1	302,857.00
Guinea		Sata Afrique	Management, Business Professionals, Administrative Services	1	120,154.00
Guinea		Sierra Hotel Bel Air	Management, Business Professionals, Administrative Services	1	41,935.00
Guinea		Socadi	Building and Facility Construction and Maintenance Services	1	1,144,863.00
Guinea		Societe Investi. Canagui S.A.	Management, Business Professionals, Administrative Services	1	65,511.00
Guinea		Stratheg	Management, Business Professionals, Administrative Services	1	77,764.00
Guinea		Zackma	Management, Business Professionals, Administrative Services	1	38,549.00
Guinea		Zatco Gc Sarl	Transportation and Storage and Mail Services	2	108,420.00
Guinea-Bissau		Africa Furo E Construcao	Building and Facility Construction and Maintenance Services	1	151,515.00
Guinea-Bissau		Afroteste Lda.	Management, Business Professionals, Administrative Services	1	30,617.00
Guinea-Bissau		Ascon Lda	Building and Facility Construction and Maintenance Services	1	174,034.00
Guinea-Bissau		Barrote Construcao Sarl	Building and Facility Construction and Maintenance Services	1	220,165.00
Guinea-Bissau		Cefac	Building and Facility Construction and Maintenance Services	1	178,303.00
Guinea-Bissau		Getecs	Management, Business Professionals, Administrative Services	1	72,955.00
Guinea-Bissau		Jomo Lda	Building and Facility Construction and Maintenance Services	1	124,926.00
Guinea-Bissau		SAS - Servico De Agua E Saneamento	Management, Business Professionals, Administrative Services	1	66,674.00
Guyana		Federal Management Systems Inc.	Management, Business Professionals, Administrative Services	1	37,279.00
Guyana		The Consultancy Group - Guyana	Management, Business Professionals, Administrative Services	1	30,063.00
Haiti		Best Choice Transportation Services	Transportation and Storage and Mail Services	1	57,927.00
Haiti		Empire Rent A Car And Truck Service	Transportation and Storage and Mail Services	1	36,600.00
Haiti		Enaco	Building and Facility Construction and Maintenance Services	1	2,040,041.00
Haiti		Etienne Jc Company Of Transport	Transportation and Storage and Mail Services	1	52,755.00
Haiti		Execo SA	Building and Facility Construction and Maintenance Services	1	1,988,327.00
Haiti		Fgc Conseil En Gestion Et Formation	Management, Business Professionals, Administrative Services	1	59,350.00
Haiti		Infosod	Management, Business Professionals, Administrative Services	1	193,107.00
Haiti		Institut De Formation Du Sud	Management, Business Professionals, Administrative Services	1	101,431.00
Haiti		Jedco SA	Management, Business Professionals, Administrative Services	1	2,124,016.00
Haiti		Miyamoto	Building and Facility Construction and Maintenance Services	1	609,595.00
Haiti		Panexus Haiti SA	Building and Facility Construction and Maintenance Services	1	2,092,409.00
Haiti		Pap Securite Services	Management, Business Professionals, Administrative Services	1	219,000.00
Haiti		Sodec International	Management, Business Professionals, Administrative Services	2	496,760.00
Haiti		UN Office for Project Services (UNOPS)	Management, Business Professionals, Administrative Services	1	136,000.00
Haiti		Unigestion Holding SA	Engineering and Research and Technology Based Services	1	69,040.00
Honduras		Consultoria Y DiseAto De Proyectos Coinpro	Management, Business Professionals, Administrative Services	1	40,048.00
India		Ab Imaging And Prints Pvt.Ltd	Editorial and Design and Graphic and Fine Art Services	1	40,042.00

\* For security and privacy reasons, the name of the contractor is not displayed when it includes the name of an individual.

## Major contracts for services and works by UN organization | 2013

AGENCY			Total Value of
Location of Supplier	Name of Contractor	Description of Services	# Contracts
UNICEF continued			Contracts (USD)
India	Academy Of Management Studies	Management, Business Professionals, Administrative Services	1 214,144.00
India	Ashirbad Infrastructure Services And Facilities Management Pvt Ltd	Building and Facility Construction and Maintenance Services	1 135,394.00
India	Ashirbad Infrastructure Services And Facilities Management Pvt Ltd	Management, Business Professionals, Administrative Services	1 56,352.00
India	Attitude	Editorial and Design and Graphic and Fine Art Services	1 47,471.00
India	Attitude	Management, Business Professionals, Administrative Services	2 120,460.00
India	Avalon Information Systems Pvt Ltd	Management, Business Professionals, Administrative Services	2 116,354.00
India	Bace Marketing Pvt Ltd	Management, Business Professionals, Administrative Services	2 74,625.00
India	Bhairav Films	Management, Business Professionals, Administrative Services	1 34,722.00
India	Bharti Airtel Ltd	Engineering and Research and Technology Based Services	1 82,187.00
India	Breastfeeding Promotion Network Of India	Management, Business Professionals, Administrative Services	1 49,184.00
India	Caxton Offset Pvt Ltd	Editorial and Design and Graphic and Fine Art Services	1 49,790.00
India	Centre For Advocacy and Communication Pvt Ltd	Editorial and Design and Graphic and Fine Art Services	1 58,669.00
India	Centre for Media Studies	Management, Business Professionals, Administrative Services	1 97,539.00
India	Chhattisgarh Packagers	Editorial and Design and Graphic and Fine Art Services	1 65,041.00
India	CLTS Foundation Global	Management, Business Professionals, Administrative Services	1 283,459.00
India	Corporate Housekeeping Services	Management, Business Professionals, Administrative Services	2 104,277.00
India	Deloitte Touche Tohmatsu	Management, Business Professionals, Administrative Services	2 217,326.00
India	DGM India Internet Marketing	Management, Business Professionals, Administrative Services	1 210,314.00
India	Dishti	Management, Business Professionals, Administrative Services	1 57,076.00
India	Educational Initiatives Pvt Ltd	Management, Business Professionals, Administrative Services	1 172,066.00
India	Ernst And Young Private Ltd	Management, Business Professionals, Administrative Services	1 60,973.00
India	Feedback Foundation Trust	Management, Business Professionals, Administrative Services	1 63,586.00
India	G4S Secure Solutions (India)	Management, Business Professionals, Administrative Services	3 556,793.00
India	Glorian Publications	Editorial and Design and Graphic and Fine Art Services	1 51,866.00
India	Group M Media India Private Ltd	Editorial and Design and Graphic and Fine Art Services	1 113,251.00
India	HCL Technologies Ltd	Engineering and Research and Technology Based Services	1 196,106.00
India	HCL Technologies Ltd	Management, Business Professionals, Administrative Services	1 116,061.00
India	HCL Technologies Ltd	Transportation and Storage and Mail Services	1 30,000.00
India	Hill Road Media Services Private Ltd.	Management, Business Professionals, Administrative Services	1 82,722.00
India	Hindustan Latex Family	Management, Business Professionals, Administrative Services	1 85,187.00
India	Hindustan Thompson Associates Pvt	Editorial and Design and Graphic and Fine Art Services	1 354,359.00
India	Hindustan Thompson Associates Pvt	Management, Business Professionals, Administrative Services	3 160,897.00
India	ICRA Management Consulting	Editorial and Design and Graphic and Fine Art Services	1 127,228.00
India	ICRA Management Consulting	Engineering and Research and Technology Based Services	2 92,116.00
India	ICRA Management Consulting	Management, Business Professionals, Administrative Services	14 3,543,564.00
India	Ideosync	Management, Business Professionals, Administrative Services	1 30,403.00
India	Idiscovery Education Pvt Ltd	Management, Business Professionals, Administrative Services	1 117,578.00
India	IL&FS Education and Technology	Management, Business Professionals, Administrative Services	1 146,570.00
India	IMRB International	Management, Business Professionals, Administrative Services	2 501,739.00
India	Indian School Of Business	Management, Business Professionals, Administrative Services	1 41,237.00
India	Inductus Consultants (P) Ltd	Management, Business Professionals, Administrative Services	1 39,000.00
India	Innovations India	Building and Facility Construction and Maintenance Services	1 271,542.00
India	International Institute for Population Sciences	Management, Business Professionals, Administrative Services	1 54,456.00
India	INTV	Management, Business Professionals, Administrative Services	1 270,299.00
India	IPE Global Pvt Ltd	Management, Business Professionals, Administrative Services	10 6,716,884.00
India	Jasmine Art Printers Pvt.Ltd	Editorial and Design and Graphic and Fine Art Services	1 34,682.00
India	Knowledge Links	Management, Business Professionals, Administrative Services	1 147,529.00
India	Lalit Advertising	Editorial and Design and Graphic and Fine Art Services	1 40,815.00
India	Lochan & Co	Management, Business Professionals, Administrative Services	1 43,686.00
India	Lochan And Co	Management, Business Professionals, Administrative Services	1 30,117.00
India	Lopez Design Pvt Ltd	Building and Facility Construction and Maintenance Services	2 105,553.00
India	Lopez Design Pvt Ltd	Management, Business Professionals, Administrative Services	1 125,171.00
India	Magnon Solutions Pvt.Ltd	Management, Business Professionals, Administrative Services	1 46,100.00
India	Name withheld for security reasons*	Editorial and Design and Graphic and Fine Art Services	1 46,216.00
India	Name withheld for security reasons*	Management, Business Professionals, Administrative Services	1 396,662.00
India	Mudra Online Technologies Pvt Ltd	Management, Business Professionals, Administrative Services	3 453,459.00
India	New Concept Information Systems	Management, Business Professionals, Administrative Services	2 279,203.00
India	Nielsen (India) Private Ltd	Management, Business Professionals, Administrative Services	3 645,743.00
India	Nikhil Offset	Editorial and Design and Graphic and Fine Art Services	2 171,058.00
India	Nikhil Offset	Management, Business Professionals, Administrative Services	2 129,241.00
India	Ogilvyone Worldwide	Management, Business Professionals, Administrative Services	1 140,606.00
India	Osian'S-Connoisseurs Of Art Private Limited	Management, Business Professionals, Administrative Services	1 59,912.00
India	Paskan Computing	Management, Business Professionals, Administrative Services	1 98,000.00
India	Pragati Development Consulting	Engineering and Research and Technology Based Services	1 77,169.00
India	Pragati Development Consulting	Management, Business Professionals, Administrative Services	10 2,779,292.00
India	PricewaterhouseCoopers Pvt. Ltd.	Management, Business Professionals, Administrative Services	1 47,827.00
India	Primove Infrastructure	Management, Business Professionals, Administrative Services	1 41,500.00
India	Print Vision Pvt.Ltd	Editorial and Design and Graphic and Fine Art Services	1 39,998.00
India	Professional Development Associates	Management, Business Professionals, Administrative Services	1 32,815.00
India	Progressive Infotech Private Limited	Engineering and Research and Technology Based Services	1 37,120.00
India	Quantum Business Management	Management, Business Professionals, Administrative Services	1 259,913.00
India	Randstad India Ltd	Management, Business Professionals, Administrative Services	8 1,790,744.00
India	Reliance Communication	Engineering and Research and Technology Based Services	1 37,469.00
India	Rightway Solution	Engineering and Research and Technology Based Services	1 46,200.00
India	Sambodhi Research And	Management, Business Professionals, Administrative Services	1 54,963.00
India	Sharad Advertising P Ltd	Editorial and Design and Graphic and Fine Art Services	1 30,030.00
India	Sheema Advertising	Editorial and Design and Graphic and Fine Art Services	1 37,789.00
India	Siddha Development Research	Management, Business Professionals, Administrative Services	1 106,229.00
India	Sparsn Bpo Services Ltd	Management, Business Professionals, Administrative Services	1 916,518.00
India	SPC Management Services	Management, Business Professionals, Administrative Services	6 1,299,378.00
India	Syrex Infoservices India	Management, Business Professionals, Administrative Services	1 646,068.00
India	Taru Leading Edge	Management, Business Professionals, Administrative Services	2 152,827.00
India	TCI XPS	Transportation and Storage and Mail Services	1 218,836.00
India	Technology And Action For Rural Advancement	Management, Business Professionals, Administrative Services	1 30,344.00
India	The Creators	Building and Facility Construction and Maintenance Services	1 122,988.00
India	The Offsetters (India) Pvt Ltd	Editorial and Design and Graphic and Fine Art Services	1 32,404.00
India	Usha International Limited Sanjay Rishi	Management, Business Professionals, Administrative Services	1 32,107.00
India	White Rabbit	Management, Business Professionals, Administrative Services	1 96,851.00
India	Wipro Ltd	Engineering and Research and Technology Based Services	1 39,092.00
India	Wizcraft International Entertainment Pvt Ltd	Management, Business Professionals, Administrative Services	1 105,495.00
Indonesia	Name withheld for security reasons*	Management, Business Professionals, Administrative Services	1 30,861.00
Indonesia	Name withheld for security reasons*	Management, Business Professionals, Administrative Services	1 133,466.00
Indonesia	Koperasi Circle Indonesia	Management, Business Professionals, Administrative Services	1 42,047.00
Indonesia	Name withheld for security reasons*	Management, Business Professionals, Administrative Services	1 42,277.00
Indonesia	Narwatu	Building and Facility Construction and Maintenance Services	1 88,000.00
Indonesia	Pb Nahdlatul Ulama (Pbnu)-Lknu	Management, Business Professionals, Administrative Services	1 58,896.00
Indonesia	PMPK FK UGM	Management, Business Professionals, Administrative Services	1 438,577.00
Indonesia	PT Appco Direct	Management, Business Professionals, Administrative Services	1 901,462.00
Indonesia	PT Indonesia Media Exchange	Management, Business Professionals, Administrative Services	1 46,531.00
Indonesia	PT Inter Pariwara Global	Management, Business Professionals, Administrative Services	1 115,355.00
Indonesia	PT Karyaputra Suryagemilang	Management, Business Professionals, Administrative Services	1 109,570.00
Indonesia	Name withheld for security reasons*	Management, Business Professionals, Administrative Services	1 67,622.00
Indonesia	Name withheld for security reasons*	Management, Business Professionals, Administrative Services	2 97,624.00
Indonesia	Name withheld for security reasons*	Management, Business Professionals, Administrative Services	1 56,696.00
Indonesia	Name withheld for security reasons*	Management, Business Professionals, Administrative Services	1 99,904.00
Indonesia	Rektor Universitas Hasanuddin	Management, Business Professionals, Administrative Services	1 103,029.00
Indonesia	Survey Meter	Management, Business Professionals, Administrative Services	1 82,240.00
Indonesia	Name withheld for security reasons*	Management, Business Professionals, Administrative Services	1 51,451.00
Indonesia	Ugm Fib Kaf Kerjasama Penelitian Unicef	Management, Business Professionals, Administrative Services	1 69,210.00
Indonesia	Universitas Diponegoro	Management, Business Professionals, Administrative Services	1 31,128.00
Iran (Islamic Republic of)	Name withheld for security reasons*	Building and Facility Construction and Maintenance Services	1 65,024.00
Iraq	Name withheld for security reasons*	Management, Business Professionals, Administrative Services	2 1,056,132.00
Iraq	Name withheld for security reasons*	Management, Business Professionals, Administrative Services	1 69,222.00
Iraq	Ankawa Reconstruction Co Ltd	Building and Facility Construction and Maintenance Services	1 352,044.00
Iraq	Name withheld for security reasons*	Management, Business Professionals, Administrative Services	1 48,052.00

\* For security and privacy reasons, the name of the contractor is not displayed when it includes the name of an individual.

2013 | Major contracts for services and works by UN organization

AGENCY	Location of Supplier	Name of Contractor	Description of Services	# Contracts	Total Value of Contracts (USD)
UNICEF continued	Iraq	Dubai Company for General Contracts	Management, Business Professionals, Administrative Services	1	233,869.00
	Iraq	Earthlink Co	Engineering and Research and Technology Based Services	1	177,229.00
	Iraq	Geopolicity Inc	Management, Business Professionals, Administrative Services	1	580,680.00
	Iraq	Name withheld for security reasons*	Management, Business Professionals, Administrative Services	2	228,000.00
	Iraq	Name withheld for security reasons*	Management, Business Professionals, Administrative Services	1	44,800.00
	Iraq	Rezhan Company	Management, Business Professionals, Administrative Services	1	38,000.00
	Iraq	Scopesky Communications	Engineering and Research and Technology Based Services	1	158,760.00
	Iraq	Security & Logistics Services	Management, Business Professionals, Administrative Services	1	35,500.00
	Israel	The Palestinian Counseling Center (Pcc)	Management, Business Professionals, Administrative Services	1	99,988.00
	Israel	The Six Brothers Contracting Compan	Management, Business Professionals, Administrative Services	1	35,206.00
	Italy	Development Researchers' Network	Management, Business Professionals, Administrative Services	2	668,866.00
	Italy	European School For Mncah	Management, Business Professionals, Administrative Services	1	40,216.00
	Italy	International Development Law Organization	Management, Business Professionals, Administrative Services	1	149,445.00
	Italy	Planet SRL	Engineering and Research and Technology Based Services	1	32,593.00
	Italy	Planet SRL	Management, Business Professionals, Administrative Services	1	107,337.00
	Italy	Quickline Di M. Panizon & C.Sas	Management, Business Professionals, Administrative Services	1	32,569.00
	Italy	Securtal SRL	Management, Business Professionals, Administrative Services	1	30,477.00
	Italy	Telespazio SpA	Engineering and Research and Technology Based Services	1	67,243.00
	Italy	Telespazio SpA	Management, Business Professionals, Administrative Services	1	171,859.00
	Jordan	Alresalah Rent A Car	Transportation and Storage and Mail Services	1	35,028.00
	Jordan	Arab Security and Protection Est	Management, Business Professionals, Administrative Services	1	241,705.00
	Jordan	Aramex Jordan Ltd	Transportation and Storage and Mail Services	1	290,795.00
	Jordan	Name withheld for security reasons*	Management, Business Professionals, Administrative Services	1	156,408.00
	Jordan	Aya For Consultancy And Development	Management, Business Professionals, Administrative Services	1	32,445.00
	Jordan	Aya For Consultancy And Development Hala Bsaisu Lattouf	Management, Business Professionals, Administrative Services	1	260,230.00
	Jordan	Bab Elamood Engineering & Contracting	Management, Business Professionals, Administrative Services	1	285,856.00
	Jordan	Changeagent For Arab Development And Education Reform	Management, Business Professionals, Administrative Services	1	683,809.00
	Jordan	G4S Secure Solutions International (Jordan)	Management, Business Professionals, Administrative Services	1	191,401.00
	Jordan	Irbid District Electricity Co	Management, Business Professionals, Administrative Services	1	313,103.00
	Jordan	Jordan University Of Science & Tech	Management, Business Professionals, Administrative Services	1	59,280.00
	Jordan	Kuehne + Nagel Jordan	Management, Business Professionals, Administrative Services	1	141,243.00
	Jordan	Kuehne + Nagel Jordan	Transportation and Storage and Mail Services	1	31,824.00
	Jordan	Name withheld for security reasons*	Building and Facility Construction and Maintenance Services	1	93,220.00
	Jordan	Movenpick Resort & Spa Dead Sea	Management, Business Professionals, Administrative Services	1	31,948.00
	Jordan	Open Hands For Tading Sces & Consultancies	Management, Business Professionals, Administrative Services	1	83,924.00
	Jordan	Queen Rania Teacher Academy	Management, Business Professionals, Administrative Services	1	125,336.00
	Jordan	Realsoft Advanced Applications	Management, Business Professionals, Administrative Services	1	97,000.00
	Jordan	Name withheld for security reasons*	Transportation and Storage and Mail Services	1	33,898.00
	Jordan	Sharek	Management, Business Professionals, Administrative Services	1	94,232.00
	Jordan	Name withheld for security reasons*	Management, Business Professionals, Administrative Services	1	933,333.00
	Jordan	Spectrum-Sharek Educational Consortium	Management, Business Professionals, Administrative Services	1	439,742.00
	Jordan	Sustainable Research And Developmen Center	Management, Business Professionals, Administrative Services	1	49,980.00
	Jordan	Tamney	Management, Business Professionals, Administrative Services	1	132,650.00
	Jordan	Via Jordan Rent A Car	Management, Business Professionals, Administrative Services	1	63,559.00
	Jordan	Watan Broadcasting Satellite (Roya	Management, Business Professionals, Administrative Services	1	42,525.00
	Kazakhstan	Gmc Translation	Editorial and Design and Graphic and Fine Art Services	1	37,318.00
	Kazakhstan	PricewaterhouseCoopers Lip	Management, Business Professionals, Administrative Services	1	34,015.00
	Kenya	Acacia Consultants Ltd	Management, Business Professionals, Administrative Services	1	139,326.00
	Kenya	Africa Center For Research & Metrics Limited	Management, Business Professionals, Administrative Services	1	75,696.00
	Kenya	Akvo Kenya Foundation	Management, Business Professionals, Administrative Services	1	68,553.00
	Kenya	Apa Insurance Company	Management, Business Professionals, Administrative Services	1	49,413.00
	Kenya	Name withheld for security reasons*	Management, Business Professionals, Administrative Services	1	196,700.00
	Kenya	Bamburi Cement Ltd	Management, Business Professionals, Administrative Services	1	199,692.00
	Kenya	Bilmark Groups Ltd	Building and Facility Construction and Maintenance Services	1	78,550.00
	Kenya	Camco Advisory Services (K) Ltd.	Management, Business Professionals, Administrative Services	1	43,080.00
	Kenya	CfBT Education Trust	Management, Business Professionals, Administrative Services	1	1,227,633.00
	Kenya	Computech Limited	Management, Business Professionals, Administrative Services	1	50,000.00
	Kenya	Deloitte Consulting Ltd	Management, Business Professionals, Administrative Services	1	247,781.00
	Kenya	Drylands Learning/Capacity Initiati	Management, Business Professionals, Administrative Services	1	38,800.00
	Kenya	Hotel Waterbuck	Engineering and Research and Technology Based Services	1	32,526.00
	Kenya	Kenya Broadcasting Corporation	Management, Business Professionals, Administrative Services	1	149,303.00
	Kenya	Kenyatta University	Management, Business Professionals, Administrative Services	1	155,210.00
	Kenya	Kimetrica Ltd	Management, Business Professionals, Administrative Services	1	147,217.00
	Kenya	KPMG Kenya	Management, Business Professionals, Administrative Services	1	346,230.00
	Kenya	Kuehne + Nagel Ltd	Management, Business Professionals, Administrative Services	1	85,411.00
	Kenya	Kuehne + Nagel Ltd	Transportation and Storage and Mail Services	1	303,377.00
	Kenya	Nation Media Group Ltd	Management, Business Professionals, Administrative Services	1	163,483.00
	Kenya	North Eastern Media And Telecommunications Ltd	Management, Business Professionals, Administrative Services	1	33,618.00
	Kenya	PKF Kenya	Management, Business Professionals, Administrative Services	1	135,865.00
	Kenya	Polucon Services (K) Ltd	Management, Business Professionals, Administrative Services	1	62,930.00
	Kenya	PricewaterhouseCoopers Ltd	Management, Business Professionals, Administrative Services	1	141,572.00
	Kenya	Royal Media Services Limited	Management, Business Professionals, Administrative Services	1	79,003.00
	Kenya	Royal Media Services Ltd	Management, Business Professionals, Administrative Services	1	168,315.00
	Kenya	Techno Relief Services Ltd	Management, Business Professionals, Administrative Services	1	40,929.00
	Kenya	The Standard Group Ltd	Management, Business Professionals, Administrative Services	1	32,229.00
	Kimbati	King Holdings Ltd	Management, Business Professionals, Administrative Services	1	424,084.00
	Kyrgyzstan	Agency Of Modernization And Development Pa	Management, Business Professionals, Administrative Services	1	73,504.00
	Kyrgyzstan	Art - Tengri	Management, Business Professionals, Administrative Services	1	79,103.00
	Kyrgyzstan	Bior-Ug Limited Co	Building and Facility Construction and Maintenance Services	1	199,583.00
	Kyrgyzstan	Centre Of Social Research	Management, Business Professionals, Administrative Services	1	55,210.00
	Kyrgyzstan	Fairsi Ltd	Building and Facility Construction and Maintenance Services	1	419,860.00
	Kyrgyzstan	Hydro Tech Stroy Ltd	Building and Facility Construction and Maintenance Services	1	129,251.00
	Kyrgyzstan	Iveria Ltd	Building and Facility Construction and Maintenance Services	1	540,211.00
	Kyrgyzstan	Name withheld for security reasons*	Building and Facility Construction and Maintenance Services	1	30,106.00
	Kyrgyzstan	Kerbenjokurulush Jsc	Building and Facility Construction and Maintenance Services	1	245,908.00
	Kyrgyzstan	Name withheld for security reasons*	Building and Facility Construction and Maintenance Services	1	253,702.00
	Kyrgyzstan	Oshgiprostroj Cjsc	Management, Business Professionals, Administrative Services	1	51,734.00
	Kyrgyzstan	Pronsuit	Management, Business Professionals, Administrative Services	1	95,900.00
	Kyrgyzstan	San-Tai Ltd	Building and Facility Construction and Maintenance Services	1	347,623.00
	Kyrgyzstan	Stroitel Jsk	Building and Facility Construction and Maintenance Services	1	174,693.00
	Kyrgyzstan	Tort Gul Pmk Jsc	Building and Facility Construction and Maintenance Services	1	230,202.00
	Lao People's Democratic Rep.	Emerging Markets Consulting Co, Ltd	Management, Business Professionals, Administrative Services	1	61,688.00
	Latvia	Corporate & Public Management Consulting Group	Management, Business Professionals, Administrative Services	1	75,000.00
	Lebanon	Agility Logistics Lebanon Sal	Management, Business Professionals, Administrative Services	2	136,100.00
	Lebanon	All Transport Agency (ATA)	Transportation and Storage and Mail Services	3	325,100.00
	Lebanon	American University Of Beirut	Management, Business Professionals, Administrative Services	1	164,760.00
	Lebanon	Assiyana Sal	Management, Business Professionals, Administrative Services	1	35,050.00
	Lebanon	Dalal Steel Industries Sari	Building and Facility Construction and Maintenance Services	1	240,250.00
	Lebanon	Group 4 Security Services Lebanon S	Management, Business Professionals, Administrative Services	1	39,854.00
	Lebanon	Infopro	Management, Business Professionals, Administrative Services	1	84,427.00
	Lebanon	Name withheld for security reasons*	Management, Business Professionals, Administrative Services	1	54,400.00
	Lebanon	Universit� Saint Joseph	Management, Business Professionals, Administrative Services	1	171,430.00
	Lesotho	Bona Marketing & Communications	Management, Business Professionals, Administrative Services	1	31,420.00
	Liberia	Advance Construction & Engineering Corp	Management, Business Professionals, Administrative Services	1	229,682.00
	Liberia	Akasi Holding Construction Services	Management, Business Professionals, Administrative Services	1	118,534.00
	Liberia	Ammeton Construction	Management, Business Professionals, Administrative Services	1	43,073.00
	Liberia	Atlantic Engineering	Management, Business Professionals, Administrative Services	1	228,115.00
	Liberia	Canaan Technical Engineering Co	Building and Facility Construction and Maintenance Services	1	36,500.00
	Liberia	CTG Engineering & Construction	Management, Business Professionals, Administrative Services	1	216,297.00
	Liberia	Cusmos Construction Corp	Management, Business Professionals, Administrative Services	1	113,231.00
	Liberia	Development Comm. Initiative	Management, Business Professionals, Administrative Services	1	106,800.00
	Liberia	Exsecon	Management, Business Professionals, Administrative Services	1	51,600.00
	Liberia	Gbesohn Associates Ltd	Management, Business Professionals, Administrative Services	1	121,837.00
	Liberia	Guaranteed Enterprise Ltd	Management, Business Professionals, Administrative Services	1	108,631.00
	Liberia	Jusmat Engineers (Lib) Ltd	Management, Business Professionals, Administrative Services	1	251,943.00

\* For security and privacy reasons, the name of the contractor is not displayed when it includes the name of an individual.

## Major contracts for services and works by UN organization | 2013

AGENCY				Total Value of
Location of Supplier	Name of Contractor	Description of Services	# Contracts	Contracts (USD)
UNICEF continued				
Liberia	Kiazawe Construction	Management, Business Professionals, Administrative Services	1	46,513.00
Liberia	Ma-Zommo Construction Company	Management, Business Professionals, Administrative Services	1	86,683.00
Liberia	Nafa Construction Company	Management, Business Professionals, Administrative Services	1	57,398.00
Liberia	Neiama Engineering Construction Corporation Inc	Management, Business Professionals, Administrative Services	1	127,567.00
Liberia	Parker & Associates	Management, Business Professionals, Administrative Services	1	51,495.00
Liberia	PGL Construction Company	Management, Business Professionals, Administrative Services	1	35,583.00
Liberia	Professional Maintenance Contractor	Building and Facility Construction and Maintenance Services	1	69,480.00
Liberia	Seatrans Shipping & Stevedoring Co	Management, Business Professionals, Administrative Services	1	127,289.00
Liberia	Youssa Construction Company Inc	Management, Business Professionals, Administrative Services	1	71,561.00
Liberia	Zakimah Continental Holding Company	Management, Business Professionals, Administrative Services	1	84,404.00
Libya	Atlas Safety And Security	Management, Business Professionals, Administrative Services	1	62,850.00
Luxembourg	Proman SA	Engineering and Research and Technology Based Services	1	369,912.00
Luxembourg	Proman SA	Management, Business Professionals, Administrative Services	1	329,384.00
Madagascar	Air Madagascar	Management, Business Professionals, Administrative Services	1	33,676.00
Madagascar	Atelier Des Techniciens	Building and Facility Construction and Maintenance Services	1	183,541.00
Madagascar	Betcp Bureau D'Etudes Techniques Et	Building and Facility Construction and Maintenance Services	1	35,580.00
Madagascar	Bureau D'Etudes Sert	Building and Facility Construction and Maintenance Services	1	107,665.00
Madagascar	Entreprise De Ravinala	Building and Facility Construction and Maintenance Services	1	88,112.00
Madagascar	Entreprise Ex-Tina	Building and Facility Construction and Maintenance Services	1	34,935.00
Madagascar	Entreprise Generale De Construction	Building and Facility Construction and Maintenance Services	1	341,109.00
Madagascar	Entreprise Generale Tanjona	Building and Facility Construction and Maintenance Services	1	116,498.00
Madagascar	Entreprise Herimanana	Building and Facility Construction and Maintenance Services	1	513,020.00
Madagascar	Entreprise Maestria Civil	Building and Facility Construction and Maintenance Services	1	75,112.00
Madagascar	Entreprise Niriantsoa	Building and Facility Construction and Maintenance Services	1	143,219.00
Madagascar	Entreprise Rabekoto	Building and Facility Construction and Maintenance Services	1	53,695.00
Madagascar	Entreprise Ravatsy	Building and Facility Construction and Maintenance Services	1	83,527.00
Madagascar	Entreprise Soavelo	Building and Facility Construction and Maintenance Services	1	154,835.00
Madagascar	Entreprise Thierry	Building and Facility Construction and Maintenance Services	1	304,475.00
Madagascar	ERC	Building and Facility Construction and Maintenance Services	1	83,798.00
Madagascar	Global Vision Com	Management, Business Professionals, Administrative Services	1	278,380.00
Madagascar	Global Vision Com	Transportation and Storage and Mail Services	1	48,605.00
Madagascar	Mateza-Pro	Building and Facility Construction and Maintenance Services	1	96,389.00
Madagascar	Name withheld for security reasons*	Management, Business Professionals, Administrative Services	1	175,550.00
Madagascar	Novo-Comm-Ogilvy	Management, Business Professionals, Administrative Services	1	109,014.00
Madagascar	Orange Money Madagascar	Management, Business Professionals, Administrative Services	1	342,471.00
Madagascar	Societe D'Etudes Et D'Assistance Au	Building and Facility Construction and Maintenance Services	1	45,423.00
Madagascar	Name withheld for security reasons*	Building and Facility Construction and Maintenance Services	1	61,381.00
Malawi	Name withheld for security reasons*	Management, Business Professionals, Administrative Services	1	118,014.00
Malawi	Name withheld for security reasons*	Transportation and Storage and Mail Services	1	99,628.00
Malawi	AMG Global	Management, Business Professionals, Administrative Services	1	121,767.00
Malawi	Apex Rent a Car	Transportation and Storage and Mail Services	2	142,104.00
Malawi	Aquabor International Ltd	Management, Business Professionals, Administrative Services	1	240,677.00
Malawi	Cargo Management Logistics Ltd	Management, Business Professionals, Administrative Services	1	163,235.00
Malawi	Name withheld for security reasons*	Building and Facility Construction and Maintenance Services	1	292,541.00
Malawi	Name withheld for security reasons*	Building and Facility Construction and Maintenance Services	1	50,508.00
Malawi	Club Makokola	Engineering and Research and Technology Based Services	1	47,341.00
Malawi	Country Wide Car Hire	Management, Business Professionals, Administrative Services	1	35,003.00
Malawi	Country Wide Car Hire	Transportation and Storage and Mail Services	1	43,122.00
Malawi	Globe Internet Ltd	Engineering and Research and Technology Based Services	1	37,200.00
Malawi	Hippo View Lodge	Management, Business Professionals, Administrative Services	1	43,167.00
Malawi	Hotel Victoria	Management, Business Professionals, Administrative Services	1	43,000.00
Malawi	Name withheld for security reasons*	Management, Business Professionals, Administrative Services	1	339,910.00
Malawi	KPMG	Management, Business Professionals, Administrative Services	1	49,004.00
Malawi	M.A. Motors	Transportation and Storage and Mail Services	1	30,000.00
Malawi	Mphatso Metal Works & Building Contractors	Building and Facility Construction and Maintenance Services	1	284,509.00
Malawi	Nangaunozge Building Contractor	Building and Facility Construction and Maintenance Services	3	582,667.00
Malawi	O&M It/S And Management Services	Management, Business Professionals, Administrative Services	1	59,051.00
Malawi	OPCO Ltd	Building and Facility Construction and Maintenance Services	1	487,271.00
Malawi	Project Building Contractors	Building and Facility Construction and Maintenance Services	1	419,885.00
Malawi	Project4Digital Design	Management, Business Professionals, Administrative Services	1	54,946.00
Malawi	Saifro Ltd	Management, Business Professionals, Administrative Services	1	217,405.00
Malawi	SDV Malawi Ltd	Management, Business Professionals, Administrative Services	2	512,751.00
Malawi	SDV Malawi Ltd	Transportation and Storage and Mail Services	3	360,772.00
Malawi	Sunbird Mzuzu	Engineering and Research and Technology Based Services	1	40,742.00
Malawi	Wadonda Consult	Management, Business Professionals, Administrative Services	1	119,536.00
Malaysia	Aks Transport Services	Management, Business Professionals, Administrative Services	1	53,999.00
Malaysia	Asian Support Direct Sdn Bhd	Management, Business Professionals, Administrative Services	1	1,259,495.00
Malaysia	Berjaya Registration Services Sdn Bhd	Management, Business Professionals, Administrative Services	1	45,830.00
Malaysia	Igg Mediabrand Sdn. Bhd.	Engineering and Research and Technology Based Services	1	60,787.00
Malaysia	Novus Technologies	Management, Business Professionals, Administrative Services	1	44,417.00
Malaysia	Name withheld for security reasons*	Management, Business Professionals, Administrative Services	1	62,626.00
Malaysia	SG Global Support Services Sdn Bhd	Management, Business Professionals, Administrative Services	2	1,413,587.00
Malaysia	Symphony Bpo Solutions Sdn Bhd	Management, Business Professionals, Administrative Services	1	158,151.00
Malaysia	Vizeum Media Services (M) Sdn Bhd	Management, Business Professionals, Administrative Services	1	130,155.00
Maldives	Maestral International	Management, Business Professionals, Administrative Services	1	34,335.00
Maldives	Mocinc Pvt Ltd	Management, Business Professionals, Administrative Services	1	52,132.00
Mali	Agence Mali Management	Management, Business Professionals, Administrative Services	1	177,122.00
Mali	Name withheld for security reasons*	Management, Business Professionals, Administrative Services	1	69,637.00
Mali	Name withheld for security reasons*	Transportation and Storage and Mail Services	1	502,034.00
Mali	Amrad	Management, Business Professionals, Administrative Services	1	202,192.00
Mali	CEDREF	Management, Business Professionals, Administrative Services	1	317,534.00
Mali	CTDLF	Management, Business Professionals, Administrative Services	1	71,081.00
Mali	CTDLF	Transportation and Storage and Mail Services	1	322,061.00
Mali	Dabo Entreprise Sarl	Management, Business Professionals, Administrative Services	1	90,494.00
Mali	Name withheld for security reasons*	Management, Business Professionals, Administrative Services	1	38,910.00
Mali	Name withheld for security reasons*	Building and Facility Construction and Maintenance Services	1	280,593.00
Mali	Entreprise Nouvelle De Construction Sari	Building and Facility Construction and Maintenance Services	1	285,333.00
Mali	Etroba SA	Building and Facility Construction and Maintenance Services	1	209,752.00
Mali	Name withheld for security reasons*	Management, Business Professionals, Administrative Services	1	31,801.00
Mali	Groupement Sid/Sertas	Management, Business Professionals, Administrative Services	1	137,838.00
Mali	Matrans	Management, Business Professionals, Administrative Services	1	88,676.00
Mali	Matrans	Transportation and Storage and Mail Services	1	43,883.00
Mali	Olympe International Hotel	Management, Business Professionals, Administrative Services	1	56,821.00
Mali	Name withheld for security reasons*	Management, Business Professionals, Administrative Services	1	35,211.00
Mali	Name withheld for security reasons*	Transportation and Storage and Mail Services	1	83,291.00
Mali	SDV	Management, Business Professionals, Administrative Services	1	357,032.00
Mali	SETRA	Management, Business Professionals, Administrative Services	1	862,923.00
Mali	Sid Ingenieurs Conseil	Management, Business Professionals, Administrative Services	1	47,312.00
Mali	Sinergie Entreprise Naman Construction	Management, Business Professionals, Administrative Services	1	477,954.00
Mali	Soda Architecture	Management, Business Professionals, Administrative Services	1	39,647.00
Mali	STB Mali	Building and Facility Construction and Maintenance Services	1	159,360.00
Mauritania	Agence Zemour Voyage	Management, Business Professionals, Administrative Services	1	217,462.00
Mauritania	Azougui Voyage	Management, Business Professionals, Administrative Services	1	98,148.00
Mauritania	Bac - Sante	Management, Business Professionals, Administrative Services	1	85,007.00
Mauritania	Name withheld for security reasons*	Management, Business Professionals, Administrative Services	1	198,114.00
Mauritania	Name withheld for security reasons*	Building and Facility Construction and Maintenance Services	1	366,435.00
Mauritania	Name withheld for security reasons*	Management, Business Professionals, Administrative Services	1	65,726.00
Mauritania	Ged-Consult	Management, Business Professionals, Administrative Services	1	32,507.00
Mauritania	Gie(Entretien- Nettoyage- Service)	Management, Business Professionals, Administrative Services	1	32,038.00
Mauritania	Hotel Tfeyla	Management, Business Professionals, Administrative Services	1	34,310.00
Mauritania	Mauricenter Hotel	Management, Business Professionals, Administrative Services	1	34,247.00
Mauritania	Mauritano Suisse Securite	Management, Business Professionals, Administrative Services	1	390,141.00
Mauritania	Sogec	Building and Facility Construction and Maintenance Services	1	62,051.00
Mauritius	M-Road Creations Ltee	Editorial and Design and Graphic and Fine Art Services	1	37,834.00
Mauritius	M-Road Creations Ltee	Management, Business Professionals, Administrative Services	1	71,750.00

\* For security and privacy reasons, the name of the contractor is not displayed when it includes the name of an individual.

2013 | Major contracts for services and works by UN organization

AGENCY	Location of Supplier	Name of Contractor	Description of Services	# Contracts	Total Value of Contracts (USD)
	<b>UNICEF continued</b>				
	Mexico	Asesoría Limac México SA De C.V.	Management, Business Professionals, Administrative Services	1	34,772.00
	Mexico	Name withheld for security reasons*	Management, Business Professionals, Administrative Services	1	139,333.00
	Mexico	Comunicaciones Connect S. A. De C. V.	Management, Business Professionals, Administrative Services	1	69,632.00
	Mexico	Ecco Servicios De Personal	Management, Business Professionals, Administrative Services	1	159,421.00
	Mexico	Fundación Para La Implementación, DiseAto, Evaluacion Y AnAálisis	Management, Business Professionals, Administrative Services	1	139,200.00
	Mexico	Gobierno Del D.F./ Secretaría-a De Finanzas/	Management, Business Professionals, Administrative Services	1	54,686.00
	Mexico	Hub Digital S.A. De C.V.	Management, Business Professionals, Administrative Services	1	53,026.00
	Mexico	Offsel Santiago SA De C.V.	Management, Business Professionals, Administrative Services	1	37,506.00
	Mexico	RR Donnelley De Mexico	Management, Business Professionals, Administrative Services	1	58,218.00
	Mexico	Sussor Consultores, S.A. De C.V.	Management, Business Professionals, Administrative Services	1	121,208.00
	Mexico	Name withheld for security reasons*	Management, Business Professionals, Administrative Services	1	31,693.00
	Mongolia	Economic Research Institute	Management, Business Professionals, Administrative Services	1	40,000.00
	Mongolia	Name withheld for security reasons*	Management, Business Professionals, Administrative Services	1	261,106.00
	Mongolia	Jam Llc	Management, Business Professionals, Administrative Services	1	139,457.00
	Mongolia	Name withheld for security reasons*	Management, Business Professionals, Administrative Services	1	48,915.00
	Mongolia	Khuvsgul Geology Llc	Management, Business Professionals, Administrative Services	1	429,775.00
	Mongolia	Newcon Llc	Management, Business Professionals, Administrative Services	1	30,591.00
	Mongolia	Name withheld for security reasons*	Management, Business Professionals, Administrative Services	1	65,535.00
	Mongolia	Top Drilling Co Ltd	Management, Business Professionals, Administrative Services	1	60,585.00
	Montenegro	Mama International D.O.O.	Editorial and Design and Graphic and Fine Art Services	1	31,288.00
	Morocco	Bidlou Sarl	Management, Business Professionals, Administrative Services	1	44,584.00
	Morocco	L'Evenementiel	Management, Business Professionals, Administrative Services	1	337,880.00
	Morocco	MA Ceo	Management, Business Professionals, Administrative Services	1	227,275.00
	Morocco	Name withheld for security reasons*	Management, Business Professionals, Administrative Services	1	31,432.00
	Morocco	Mediating	Management, Business Professionals, Administrative Services	1	37,401.00
	Morocco	Stradom Gardiennage	Management, Business Professionals, Administrative Services	1	39,056.00
	Morocco	Travelium	Engineering and Research and Technology Based Services	1	60,875.00
	Mozambique	Cidade Limpá, Lda	Management, Business Professionals, Administrative Services	1	43,563.00
	Mozambique	Deloitte & Touche(MoA&mbique) Lttdda	Management, Business Professionals, Administrative Services	1	52,667.00
	Mozambique	DHV Lda	Management, Business Professionals, Administrative Services	1	204,080.00
	Mozambique	Intercampus-Estudios De Mercado,Lda	Management, Business Professionals, Administrative Services	1	92,967.00
	Mozambique	Lurio Empreendimentos Lda	Management, Business Professionals, Administrative Services	1	38,115.00
	Mozambique	Mb Consulting Lda	Management, Business Professionals, Administrative Services	1	42,895.00
	Mozambique	Mbs Quelimane	Management, Business Professionals, Administrative Services	1	30,998.00
	Mozambique	Movicargo Lda	Transportation and Storage and Mail Services	1	130,311.00
	Mozambique	Nova Escola De Linguas, Lda	Management, Business Professionals, Administrative Services	1	37,753.00
	Mozambique	Nutriconsult Lda	Management, Business Professionals, Administrative Services	1	42,267.00
	Mozambique	Salomon, Lda	Management, Business Professionals, Administrative Services	1	57,821.00
	Mozambique	Snea - Servicios E Correctores, Lda.	Transportation and Storage and Mail Services	1	37,548.00
	Mozambique	Ttpc (Tchova Tchova Programas De Comunicacao)	Management, Business Professionals, Administrative Services	1	84,830.00
	Mozambique	We Consult	Management, Business Professionals, Administrative Services	1	66,181.00
	Myanmar	Bholat General Services Co Ltd	Management, Business Professionals, Administrative Services	1	154,890.00
	Myanmar	Goal Advertising Co, Ltd	Management, Business Professionals, Administrative Services	1	41,802.00
	Myanmar	Myanmar Maccomm Pr Advertising	Management, Business Professionals, Administrative Services	1	54,450.00
	Myanmar	Myanmar Survey Research	Management, Business Professionals, Administrative Services	2	117,439.00
	Myanmar	Name withheld for security reasons*	Management, Business Professionals, Administrative Services	1	66,706.00
	Myanmar	Name withheld for security reasons*	Building and Facility Construction and Maintenance Services	1	55,737.00
	Myanmar	Name withheld for security reasons*	Management, Business Professionals, Administrative Services	2	73,380.00
	Myanmar	ZKKT General Services Co Ltd	Management, Business Professionals, Administrative Services	1	91,134.00
	Namibia	Green Enterprise Solutions (Pty) Ltd	Management, Business Professionals, Administrative Services	1	88,035.00
	Namibia	One Africa Television	Management, Business Professionals, Administrative Services	1	45,926.00
	Nepal	Aakirti International (P) Ltd	Management, Business Professionals, Administrative Services	2	1,017,014.00
	Nepal	Communication & Mgmt Institute Ptttd	Management, Business Professionals, Administrative Services	1	52,545.00
	Nepal	Garud Securities Pvt Ltd	Management, Business Professionals, Administrative Services	1	65,670.00
	Nepal	Gham Power Nepal Pvt Ltd	Management, Business Professionals, Administrative Services	1	199,243.00
	Nepal	Health Research And Social Development Forum (Herd)	Management, Business Professionals, Administrative Services	1	81,737.00
	Nepal	Maxpro P Ltd	Building and Facility Construction and Maintenance Services	1	307,889.00
	Nepal	Nepal Development Research Institut	Management, Business Professionals, Administrative Services	1	38,000.00
	Nepal	Nepal Public Health Foundation	Management, Business Professionals, Administrative Services	1	107,982.00
	Nepal	New Era P Ltd	Management, Business Professionals, Administrative Services	1	44,499.00
	Nepal	Partnership Nepal	Management, Business Professionals, Administrative Services	1	38,885.00
	Nepal	Phidrec	Management, Business Professionals, Administrative Services	1	46,449.00
	Nepal	Public Health Solutions Limited	Management, Business Professionals, Administrative Services	1	113,921.00
	Nepal	Radisson Hotel Kathmandu	Engineering and Research and Technology Based Services	1	38,601.00
	Nepal	Research Inputs And DeveloP Action	Management, Business Professionals, Administrative Services	1	31,080.00
	Nepal	The Mallá Hotel Pvt. Ltd.	Management, Business Professionals, Administrative Services	1	48,980.00
	Nepal	The Mallá Hotel Pvt. Ltd.	Transportation and Storage and Mail Services	1	48,000.00
	Nepal	Valley Research Group (Varg)	Management, Business Professionals, Administrative Services	1	67,712.00
	Netherlands	BedataDriven	Management, Business Professionals, Administrative Services	1	58,967.00
	Netherlands	Civil Registration Centre For Development	Management, Business Professionals, Administrative Services	1	53,394.00
	Netherlands	Devotra BV	Management, Business Professionals, Administrative Services	1	898,971.00
	Netherlands	ETC Nederland Bv	Management, Business Professionals, Administrative Services	1	343,122.00
	Netherlands	Royal Tropical Institute	Management, Business Professionals, Administrative Services	2	805,063.00
	New Zealand	Systemetrics Research Assocs. Ltd	Management, Business Professionals, Administrative Services	1	93,500.00
	Niger	Name withheld for security reasons*	Transportation and Storage and Mail Services	3	133,812.00
	Niger	Art Et Genie	Management, Business Professionals, Administrative Services	1	44,363.00
	Niger	CAT Logistics	Management, Business Professionals, Administrative Services	4	249,273.00
	Niger	COC International	Management, Business Professionals, Administrative Services	1	196,181.00
	Niger	Clean House Sarl	Management, Business Professionals, Administrative Services	1	39,403.00
	Niger	Erna (Entreprise Moussa Abary)	Management, Business Professionals, Administrative Services	1	93,715.00
	Niger	Enisab	Management, Business Professionals, Administrative Services	1	113,078.00
	Niger	Name withheld for security reasons*	Building and Facility Construction and Maintenance Services	1	204,580.00
	Niger	Name withheld for security reasons*	Management, Business Professionals, Administrative Services	1	91,672.00
	Niger	Name withheld for security reasons*	Management, Business Professionals, Administrative Services	1	184,086.00
	Niger	Name withheld for security reasons*	Management, Business Professionals, Administrative Services	1	247,497.00
	Niger	Name withheld for security reasons*	Building and Facility Construction and Maintenance Services	1	177,219.00
	Niger	Name withheld for security reasons*	Management, Business Professionals, Administrative Services	1	232,782.00
	Niger	Name withheld for security reasons*	Management, Business Professionals, Administrative Services	1	214,974.00
	Niger	ETP/HA	Management, Business Professionals, Administrative Services	1	122,769.00
	Niger	Gadnet Securite	Management, Business Professionals, Administrative Services	1	115,712.00
	Niger	Name withheld for security reasons*	Management, Business Professionals, Administrative Services	1	30,606.00
	Niger	Name withheld for security reasons*	Building and Facility Construction and Maintenance Services	1	195,600.00
	Niger	Name withheld for security reasons*	Management, Business Professionals, Administrative Services	1	54,926.00
	Niger	Loule Commerce	Transportation and Storage and Mail Services	1	148,755.00
	Niger	Name withheld for security reasons*	Transportation and Storage and Mail Services	2	137,003.00
	Niger	Matforce	Management, Business Professionals, Administrative Services	1	91,158.00
	Niger	Ratco Transit	Management, Business Professionals, Administrative Services	2	90,267.00
	Niger	Reflex-Sarl	Management, Business Professionals, Administrative Services	1	36,444.00
	Niger	Name withheld for security reasons*	Building and Facility Construction and Maintenance Services	1	41,831.00
	Niger	Name withheld for security reasons*	Management, Business Professionals, Administrative Services	1	114,325.00
	Niger	Ses Niger Sarl (Solaire Eau Santé)	Engineering and Research and Technology Based Services	1	48,581.00
	Niger	Name withheld for security reasons*	Transportation and Storage and Mail Services	1	49,625.00
	Niger	SNTC SA	Management, Business Professionals, Administrative Services	1	139,053.00
	Niger	Name withheld for security reasons*	Management, Business Professionals, Administrative Services	1	79,134.00
	Niger	Sokam Sarl	Management, Business Professionals, Administrative Services	1	140,449.00
	Niger	Sonitel	Engineering and Research and Technology Based Services	1	46,833.00
	Niger	Toutelec	Management, Business Professionals, Administrative Services	1	42,021.00
	Nigeria	Africa Infrastructure Foundation	Management, Business Professionals, Administrative Services	1	102,906.00
	Nigeria	Airtel Networks Ltd	Engineering and Research and Technology Based Services	1	86,978.00
	Nigeria	Name withheld for security reasons*	Management, Business Professionals, Administrative Services	2	8,822,225.00
	Nigeria	Auto Safety Nigeria Limited	Building and Facility Construction and Maintenance Services	1	47,876.00
	Nigeria	Golden Tulip Hotel & Conference	Engineering and Research and Technology Based Services	1	184,749.00
	Nigeria	Halogen Security Company Ltd	Management, Business Professionals, Administrative Services	1	71,930.00
	Nigeria	Hi-Tech Security Services & Training	Management, Business Professionals, Administrative Services	1	53,604.00
	Nigeria	Julian Cleaning Nigeria Ltd	Management, Business Professionals, Administrative Services	1	33,109.00

\* For security and privacy reasons, the name of the contractor is not displayed when it includes the name of an individual.



## Major contracts for services and works by UN organization | 2013

AGENCY	Location of Supplier	Name of Contractor	Description of Services	# Contracts	Total Value of Contracts (USD)
UNICEF continued					
	Nigeria	Kings Guards Nig. Ltd	Management, Business Professionals, Administrative Services	1	30,337.00
	Nigeria	Name withheld for security reasons*	Management, Business Professionals, Administrative Services	1	32,527.00
	Nigeria	Proton Security Services Ltd	Management, Business Professionals, Administrative Services	1	47,942.00
	Nigeria	Research and Marketing Services Ltd	Management, Business Professionals, Administrative Services	1	120,101.00
	Nigeria	Riders For Health Nigeria	Transportation and Storage and Mail Services	1	38,007.00
	Nigeria	Rockview Hotels Limited	Management, Business Professionals, Administrative Services	1	50,777.00
	Nigeria	Sonafem Agencies Ltd	Management, Business Professionals, Administrative Services	1	33,298.00
	Nigeria	Source Water Limited	Management, Business Professionals, Administrative Services	1	113,400.00
	Nigeria	Tomline Industrial Company Ltd.	Management, Business Professionals, Administrative Services	1	87,704.00
	Nigeria	University Of Ibadan	Management, Business Professionals, Administrative Services	1	81,327.00
	Norway	A-Aquas As	Management, Business Professionals, Administrative Services	1	49,250.00
	Norway	Stiftelsen Norsk Form	Management, Business Professionals, Administrative Services	1	80,000.00
	Oman	A-Tertal Global Projects	Management, Business Professionals, Administrative Services	1	37,016.00
	Oman	Security and Safety Services LLC	Management, Business Professionals, Administrative Services	1	112,208.00
	Oman	West Coast Trading	Management, Business Professionals, Administrative Services	1	32,877.00
	Pakistan	Aan Associates	Management, Business Professionals, Administrative Services	1	243,065.00
	Pakistan	Name withheld for security reasons*	Management, Business Professionals, Administrative Services	1	57,959.00
	Pakistan	Aga Khan University	Management, Business Professionals, Administrative Services	1	285,578.00
	Pakistan	Agility Logistics Pvt Ltd	Management, Business Professionals, Administrative Services	1	142,194.00
	Pakistan	Name withheld for security reasons*	Management, Business Professionals, Administrative Services	1	35,913.00
	Pakistan	Apex Consulting Pakistan	Management, Business Professionals, Administrative Services	2	1,176,835.00
	Pakistan	Avicenna Consulting Pvt Ltd	Management, Business Professionals, Administrative Services	1	163,493.00
	Pakistan	Black Box Sound	Management, Business Professionals, Administrative Services	1	43,577.00
	Pakistan	Chip Training and Consulting	Management, Business Professionals, Administrative Services	1	6,566,948.00
	Pakistan	Cmpak Ltd	Management, Business Professionals, Administrative Services	1	40,767.00
	Pakistan	Collective For Social Sciences Research (Pvt) Ltd	Management, Business Professionals, Administrative Services	1	167,241.00
	Pakistan	Dsi Consulting Worldwide (Pvt.) Lim	Management, Business Professionals, Administrative Services	1	40,003.00
	Pakistan	Ernst & Young Ford Rhodes	Management, Business Professionals, Administrative Services	1	173,736.00
	Pakistan	Eycon (Pvt) Ltd	Management, Business Professionals, Administrative Services	1	175,722.00
	Pakistan	Famous Electric	Management, Business Professionals, Administrative Services	1	225,688.00
	Pakistan	Haris Enterprises Pvt Ltd	Management, Business Professionals, Administrative Services	1	136,529.00
	Pakistan	Imt Co	Transportation and Storage and Mail Services	1	39,702.00
	Pakistan	Integrated Health Services	Management, Business Professionals, Administrative Services	1	1,896,541.00
	Pakistan	Interflow Communications Pvt Ltd	Management, Business Professionals, Administrative Services	1	2,444,382.00
	Pakistan	International Research Council For Religious Affairs	Management, Business Professionals, Administrative Services	1	46,779.00
	Pakistan	Jers Engineering Consultants	Management, Business Professionals, Administrative Services	2	89,471.00
	Pakistan	Media Mount	Management, Business Professionals, Administrative Services	1	55,067.00
	Pakistan	Mediators Pvt Ltd	Management, Business Professionals, Administrative Services	1	169,029.00
	Pakistan	Mercury Transformations	Management, Business Professionals, Administrative Services	1	31,386.00
	Pakistan	Micromerger Pvt Ltd	Management, Business Professionals, Administrative Services	1	42,159.00
	Pakistan	Mountain Institute For Educational	Management, Business Professionals, Administrative Services	1	164,762.00
	Pakistan	Mustashaar Social Development Advisors	Management, Business Professionals, Administrative Services	1	163,614.00
	Pakistan	Name withheld for security reasons*	Transportation and Storage and Mail Services	1	78,370.00
	Pakistan	Noha Group	Management, Business Professionals, Administrative Services	1	50,503.00
	Pakistan	Oasis Insights Pvt Ltd	Management, Business Professionals, Administrative Services	2	302,212.00
	Pakistan	Oxford Policy Management Ltd	Management, Business Professionals, Administrative Services	1	453,279.00
	Pakistan	Pak Enterprise	Management, Business Professionals, Administrative Services	3	224,657.00
	Pakistan	Pak Serve Pvt Ltd	Building and Facility Construction and Maintenance Services	1	84,582.00
	Pakistan	Prime Services	Management, Business Professionals, Administrative Services	1	1,683,012.00
	Pakistan	Riz Consulting	Management, Business Professionals, Administrative Services	1	173,898.00
	Pakistan	Sarendip Productions (Pvt) Ltd	Management, Business Professionals, Administrative Services	1	36,288.00
	Pakistan	Spectrum Communications	Management, Business Professionals, Administrative Services	1	81,716.00
	Pakistan	Techno Consult International	Management, Business Professionals, Administrative Services	1	247,579.00
	Pakistan	Techno Consult International	Transportation and Storage and Mail Services	1	38,622.00
	Pakistan	The Data Group	Management, Business Professionals, Administrative Services	1	73,454.00
	Pakistan	The Point Communications	Management, Business Professionals, Administrative Services	1	421,224.00
	Pakistan	United Business System	Building and Facility Construction and Maintenance Services	1	202,447.00
	Pakistan	Value Resources Pvt Ltd	Management, Business Professionals, Administrative Services	1	273,808.00
	Pakistan	Wackenhut Pakistan Pvt Ltd	Management, Business Professionals, Administrative Services	1	883,523.00
	Pakistan	Zee Brothers Pvt Ltd	Building and Facility Construction and Maintenance Services	1	139,360.00
	Panama	Asap Staffing Solutions, C.A.	Management, Business Professionals, Administrative Services	1	60,001.00
	Panama	DBM Panama SA	Management, Business Professionals, Administrative Services	1	114,000.00
	Panama	Hojalateria Tecnica, S.A.	Management, Business Professionals, Administrative Services	1	70,753.00
	Panama	Latinoamerica Dona S.A.	Management, Business Professionals, Administrative Services	1	41,976.00
	Panama	Mister Klean Overseas	Management, Business Professionals, Administrative Services	1	31,864.00
	Panama	Organizacion De Ayuda Integral Para El Desarrollo	Management, Business Professionals, Administrative Services	1	80,000.00
	Panama	Sepprosa	Management, Business Professionals, Administrative Services	1	35,215.00
	Panama	Sucre Brice&to & Co	Management, Business Professionals, Administrative Services	1	35,000.00
	Panama	Wki Arquitectos, S.A.	Management, Business Professionals, Administrative Services	1	34,850.00
	Peru	Advantage Consulting SAC	Management, Business Professionals, Administrative Services	1	188,191.00
	Peru	Maderera Los Robles Srl	Management, Business Professionals, Administrative Services	1	93,289.00
	Peru	Proseguridad SA	Management, Business Professionals, Administrative Services	1	50,406.00
	Peru	Ransa Comercial SA	Management, Business Professionals, Administrative Services	1	38,223.00
	Peru	Telmark Spain Si Sucursal Peru	Management, Business Professionals, Administrative Services	1	136,479.00
	Philippines	Appco Direct International	Management, Business Professionals, Administrative Services	1	1,400,385.00
	Philippines	Asian Institute Of Journalism	Management, Business Professionals, Administrative Services	1	35,665.00
	Philippines	Core Health Initiatives (Chi) Corp	Management, Business Professionals, Administrative Services	1	69,898.00
	Philippines	First Pacific Leadership Academy Inc	Management, Business Professionals, Administrative Services	1	78,499.00
	Philippines	Goetz Moving & Storage Inc	Management, Business Professionals, Administrative Services	1	245,541.00
	Philippines	Havas Media Ortega Inc.	Management, Business Professionals, Administrative Services	1	92,187.00
	Philippines	Institute Of Philippine Culture	Management, Business Professionals, Administrative Services	1	142,532.00
	Philippines	International Watercentre Pty Ltd	Management, Business Professionals, Administrative Services	1	120,000.00
	Philippines	Name withheld for security reasons*	Management, Business Professionals, Administrative Services	1	127,234.00
	Philippines	Solar Entertainment Corporation	Management, Business Professionals, Administrative Services	1	39,837.00
	Philippines	Up Public Admin. Research And Extension Services Fdn., Inc.	Management, Business Professionals, Administrative Services	1	80,917.00
	Portugal	Instituto Politécnico Porto - Escola Superior De Educaç&Atilde	Management, Business Professionals, Administrative Services	1	50,950.00
	Republic of Moldova	Bdr Associates Communication Group	Management, Business Professionals, Administrative Services	1	48,883.00
	Romania	Asociatia Aliat	Management, Business Professionals, Administrative Services	1	41,910.00
	Romania	Pluriconsult Ltd	Management, Business Professionals, Administrative Services	1	174,525.00
	Romania	Promeso Consulting	Management, Business Professionals, Administrative Services	1	33,440.00
	Russian Federation	Npo Partnership For Every Child	Management, Business Professionals, Administrative Services	1	30,686.00
	Russian Federation	Name withheld for security reasons*	Management, Business Professionals, Administrative Services	1	106,747.00
	Rwanda	Adecobr Ltd Construction Co	Management, Business Professionals, Administrative Services	1	208,696.00
	Rwanda	Agespro Security	Management, Business Professionals, Administrative Services	2	118,171.00
	Rwanda	Aquaviringa Ltd	Engineering and Research and Technology Based Services	1	54,853.00
	Rwanda	Aquaviringa Ltd	Management, Business Professionals, Administrative Services	2	255,574.00
	Rwanda	East Africa Tourism & Transport Ser Ltd	Management, Business Professionals, Administrative Services	1	64,135.00
	Rwanda	Geco Inter	Building and Facility Construction and Maintenance Services	1	326,703.00
	Rwanda	Ipsos Synovate	Management, Business Professionals, Administrative Services	1	81,080.00
	Rwanda	PricewaterhouseCoopers Rwanda Ltd	Management, Business Professionals, Administrative Services	1	47,000.00
	Saudi Arabia	Name withheld for security reasons*	Management, Business Professionals, Administrative Services	1	212,000.00
	Senegal	Alima	Management, Business Professionals, Administrative Services	1	95,150.00
	Senegal	Name withheld for security reasons*	Management, Business Professionals, Administrative Services	1	42,270.00
	Senegal	Caractere Senegal	Management, Business Professionals, Administrative Services	1	42,453.00
	Senegal	Ceram Sarl	Engineering and Research and Technology Based Services	1	33,184.00
	Senegal	Consortium Pour La Recherche Economique Et Sociale	Management, Business Professionals, Administrative Services	1	200,416.00
	Senegal	Name withheld for security reasons*	Management, Business Professionals, Administrative Services	1	88,808.00
	Senegal	Hôtel Des Almadies	Management, Business Professionals, Administrative Services	1	54,590.00
	Senegal	Insight	Management, Business Professionals, Administrative Services	1	34,362.00
	Senegal	King Fahd Palace Hotel	Management, Business Professionals, Administrative Services	1	273,746.00
	Senegal	Name withheld for security reasons*	Management, Business Professionals, Administrative Services	1	39,574.00
	Senegal	Neurotech	Management, Business Professionals, Administrative Services	2	274,737.00
	Senegal	Polykrome	Management, Business Professionals, Administrative Services	1	52,081.00
	Senegal	Sa Hotel Lamantin Beach	Management, Business Professionals, Administrative Services	1	39,480.00
	Senegal	Sagam Securite Senegal	Management, Business Professionals, Administrative Services	1	60,518.00

\* For security and privacy reasons, the name of the contractor is not displayed when it includes the name of an individual.

2013 | Major contracts for services and works by UN organization

AGENCY				Total Value of
Location of Supplier	Name of Contractor	Description of Services	# Contracts	Contracts (USD)
<b>UNICEF continued</b>				
Senegal	Umi3189 Environnement Santé Sociétés	Management, Business Professionals, Administrative Services	1	102,171.00
Senegal	Vigassistance SA	Management, Business Professionals, Administrative Services	1	85,835.00
Serbia	Civil Rights Program Kosovo - Crpk	Management, Business Professionals, Administrative Services	1	42,304.00
Serbia	Ipsos Strategic Marketing D.O.O.	Management, Business Professionals, Administrative Services	1	52,448.00
Serbia	Koperativa	Management, Business Professionals, Administrative Services	1	42,720.00
Serbia	PLC Lingua	Editorial and Design and Graphic and Fine Art Services	1	31,191.00
Serbia	Represent Communications D.O.O.	Management, Business Professionals, Administrative Services	1	37,928.00
Serbia	Sharr Travel	Transportation and Storage and Mail Services	1	45,565.00
Seychelles	TLC Trading Ltd	Management, Business Professionals, Administrative Services	1	35,500.00
Sierra Leone	Akal (S) Ltd	Management, Business Professionals, Administrative Services	1	64,370.00
Sierra Leone	Architecture And Engineering Servc	Management, Business Professionals, Administrative Services	1	36,513.00
Sierra Leone	B & C Services Consulting	Management, Business Professionals, Administrative Services	1	44,025.00
Sierra Leone	Name withheld for security reasons*	Management, Business Professionals, Administrative Services	1	66,294.00
Sierra Leone	Child Frontiers Limited	Management, Business Professionals, Administrative Services	1	160,087.00
Sierra Leone	Dreampertect Solutions	Engineering and Research and Technology Based Services	1	199,833.00
Sierra Leone	Sab Technologies	Engineering and Research and Technology Based Services	1	52,442.00
Sierra Leone	Security Support Group International	Management, Business Professionals, Administrative Services	1	256,415.00
Singapore	Asia-Pacific Regional Network For Early Childhood	Management, Business Professionals, Administrative Services	1	30,000.00
Solomon Islands	Leeming International Consulting	Management, Business Professionals, Administrative Services	1	249,829.00
Somalia	Albashed Construction Company	Building and Facility Construction and Maintenance Services	1	35,248.00
Somalia	Al-Khadar Construction Company	Building and Facility Construction and Maintenance Services	1	48,451.00
Somalia	Name withheld for security reasons*	Building and Facility Construction and Maintenance Services	1	34,772.00
Somalia	Name withheld for security reasons*	Management, Business Professionals, Administrative Services	1	124,560.00
Somalia	Bulaale General Trading & Construction Co	Building and Facility Construction and Maintenance Services	2	126,206.00
Somalia	Crown Service Company	Management, Business Professionals, Administrative Services	1	58,048.00
Somalia	Dayax Security Guards Association	Management, Business Professionals, Administrative Services	1	42,600.00
Somalia	Isha Catering & Company	Engineering and Research and Technology Based Services	1	53,040.00
Somalia	Physical Risk Solutions	Management, Business Professionals, Administrative Services	2	353,349.00
Somalia	Professional Building Company	Management, Business Professionals, Administrative Services	1	40,575.00
Somalia	Rainbow Security Company	Management, Business Professionals, Administrative Services	1	72,336.00
Somalia	Red Sea Trading And Construction Co	Building and Facility Construction and Maintenance Services	1	98,522.00
Somalia	RedR UK	Management, Business Professionals, Administrative Services	1	168,589.00
Somalia	Score2	Management, Business Professionals, Administrative Services	1	99,267.00
South Africa	Centre Of Excellence For Nutrition West University, Potchestroom Campu	Management, Business Professionals, Administrative Services	1	38,795.00
South Africa	Children'S Radio Foundation	Management, Business Professionals, Administrative Services	1	46,440.00
South Africa	Name withheld for security reasons*	Management, Business Professionals, Administrative Services	1	46,081.00
South Africa	Deloitte & Touche	Management, Business Professionals, Administrative Services	1	132,235.00
South Africa	Economic Policy Research Institute	Management, Business Professionals, Administrative Services	1	83,014.00
South Africa	Foundation for Professional Development	Management, Business Professionals, Administrative Services	1	227,032.00
South Africa	Health And Development	Management, Business Professionals, Administrative Services	1	83,814.00
South Africa	Human Communications	Management, Business Professionals, Administrative Services	1	31,159.00
South Africa	Human Sciences Research Council	Management, Business Professionals, Administrative Services	1	298,225.00
South Africa	Institute Of Health Programmes and Systems	Management, Business Professionals, Administrative Services	1	203,857.00
South Africa	International Fundraising SA	Management, Business Professionals, Administrative Services	1	715,773.00
South Africa	Jet Education Services	Management, Business Professionals, Administrative Services	1	171,171.00
South Africa	Khethahala Consultancy	Management, Business Professionals, Administrative Services	1	38,029.00
South Africa	Magic Travel Pty Ltd	Management, Business Professionals, Administrative Services	1	206,095.00
South Africa	Prækelt Foundation	Management, Business Professionals, Administrative Services	1	348,220.00
South Africa	Red & Training Cc	Management, Business Professionals, Administrative Services	1	525,232.00
South Africa	Rhema Bible Church North	Editorial and Design and Graphic and Fine Art Services	1	54,513.00
South Africa	Royal Haskoningdhv Pty Ltd	Management, Business Professionals, Administrative Services	1	823,624.00
South Africa	Sarraounia Public Health Trust	Management, Business Professionals, Administrative Services	1	51,257.00
South Africa	South African Medical Research	Management, Business Professionals, Administrative Services	1	52,851.00
South Africa	Southern Africa Hiv And Aids	Management, Business Professionals, Administrative Services	1	39,105.00
South Africa	Southern Hemisphere	Management, Business Professionals, Administrative Services	1	154,991.00
South Africa	University Of Kwazulu-Natal	Management, Business Professionals, Administrative Services	1	418,408.00
South Sudan	Action Africa Help - International	Management, Business Professionals, Administrative Services	1	856,505.00
South Sudan	AFEX	Management, Business Professionals, Administrative Services	2	201,679.00
South Sudan	Aron International Hotel	Engineering and Research and Technology Based Services	1	40,025.00
South Sudan	Aron International Hotel	Management, Business Professionals, Administrative Services	1	85,190.00
South Sudan	Brand Portal Group Ltd	Management, Business Professionals, Administrative Services	1	193,632.00
South Sudan	Decons International Ltd	Management, Business Professionals, Administrative Services	2	121,076.00
South Sudan	Gasco Ltd	Building and Facility Construction and Maintenance Services	1	100,288.00
South Sudan	Great Upper Nile For	Transportation and Storage and Mail Services	1	35,273.00
South Sudan	Handicap International	Management, Business Professionals, Administrative Services	1	85,462.00
South Sudan	Juba Bridge Hotel	Management, Business Professionals, Administrative Services	1	38,769.00
South Sudan	Juba Catering Services	Engineering and Research and Technology Based Services	1	36,089.00
South Sudan	Juba Catering Services	Management, Business Professionals, Administrative Services	1	38,215.00
South Sudan	Juba Catering Services Ltd	Management, Business Professionals, Administrative Services	2	94,798.00
South Sudan	Juba Grand Hotel Ltd	Management, Business Professionals, Administrative Services	1	40,616.00
South Sudan	Juba Regency Hotel	Management, Business Professionals, Administrative Services	1	56,414.00
South Sudan	Lalibela Res. Company Ltd	Management, Business Professionals, Administrative Services	1	32,447.00
South Sudan	Mundkur Law Partners	Management, Business Professionals, Administrative Services	1	48,260.00
South Sudan	Muthaiga Travel Ltd	Management, Business Professionals, Administrative Services	2	134,444.00
South Sudan	Muthaiga Travel Ltd	Transportation and Storage and Mail Services	1	144,500.00
South Sudan	Nature Valley Organic Farms Ltd	Management, Business Professionals, Administrative Services	1	31,961.00
South Sudan	New York Hotel	Management, Business Professionals, Administrative Services	1	117,316.00
South Sudan	Opolot Simon Peter	Management, Business Professionals, Administrative Services	1	43,968.00
South Sudan	Pharos Architect Ltd	Building and Facility Construction and Maintenance Services	1	41,940.00
South Sudan	RedR UK	Management, Business Professionals, Administrative Services	1	163,762.00
South Sudan	Reliance(S) Solution Limited	Management, Business Professionals, Administrative Services	1	99,735.00
South Sudan	Royal Park Investments Ltd	Engineering and Research and Technology Based Services	1	55,660.00
South Sudan	Royal Park Investments Ltd	Management, Business Professionals, Administrative Services	1	43,535.00
South Sudan	SDV Logistics (S) Ltd	Management, Business Professionals, Administrative Services	1	141,796.00
South Sudan	SDV Logistics (S) Ltd	Transportation and Storage and Mail Services	1	70,009.00
South Sudan	T'ncomp Ltd	Management, Business Professionals, Administrative Services	1	91,714.00
South Sudan	Trojan Enterprises (SS) Ltd	Management, Business Professionals, Administrative Services	3	1,357,114.00
South Sudan	Trojan Enterprises (SS) Ltd	Transportation and Storage and Mail Services	2	1,460,970.00
South Sudan	Warehousing Logistics Co Ltd	Management, Business Professionals, Administrative Services	1	221,040.00
South Sudan	Warrior Security Services	Management, Business Professionals, Administrative Services	2	587,381.00
Spain	Fundacion Dara Internacional	Management, Business Professionals, Administrative Services	1	92,762.00
Spain	Name withheld for security reasons*	Building and Facility Construction and Maintenance Services	1	30,697.00
Sri Lanka	Colombo International Nautical and Engineering College	Engineering and Research and Technology Based Services	1	43,983.00
Sri Lanka	Colombo International Nautical and Engineering College	Management, Business Professionals, Administrative Services	1	355,388.00
Sri Lanka	Mercantile Security Service	Management, Business Professionals, Administrative Services	1	35,687.00
Sri Lanka	Sevalanka Foundation	Management, Business Professionals, Administrative Services	1	227,999.00
Sri Lanka	VV Ramanthan & Co	Management, Business Professionals, Administrative Services	1	270,080.00
Palestine (State of)	Name withheld for security reasons*	Building and Facility Construction and Maintenance Services	1	509,595.00
Palestine (State of)	Name withheld for security reasons*	Management, Business Professionals, Administrative Services	1	152,364.00
Palestine (State of)	Name withheld for security reasons*	Transportation and Storage and Mail Services	1	60,742.00
Palestine (State of)	Name withheld for security reasons*	Building and Facility Construction and Maintenance Services	1	190,088.00
Palestine (State of)	Birzeit University	Management, Business Professionals, Administrative Services	1	32,366.00
Palestine (State of)	Brothers Company	Building and Facility Construction and Maintenance Services	1	238,575.00
Palestine (State of)	Name withheld for security reasons*	Building and Facility Construction and Maintenance Services	1	183,399.00
Palestine (State of)	Future Bridge Co	Building and Facility Construction and Maintenance Services	1	227,989.00
Palestine (State of)	Name withheld for security reasons*	Building and Facility Construction and Maintenance Services	1	507,695.00
Palestine (State of)	Mimar Real Estate Investment Co	Building and Facility Construction and Maintenance Services	1	158,997.00
Palestine (State of)	Palcon Company	Building and Facility Construction and Maintenance Services	2	386,558.00
Palestine (State of)	Universal Group For Engineering and Consulting	Management, Business Professionals, Administrative Services	1	216,817.00
Sudan	Name withheld for security reasons*	Building and Facility Construction and Maintenance Services	1	60,913.00
Sudan	Abyam Trading & Contracting	Building and Facility Construction and Maintenance Services	1	91,042.00
Sudan	Algaali Engineering and Contracting	Building and Facility Construction and Maintenance Services	1	305,536.00
Sudan	Alteni Company	Building and Facility Construction and Maintenance Services	1	81,387.00
Sudan	Babel Contracting	Building and Facility Construction and Maintenance Services	1	68,016.00
Sudan	Basuony Contracting Works	Management, Business Professionals, Administrative Services	1	36,514.00

\* For security and privacy reasons, the name of the contractor is not displayed when it includes the name of an individual.

AGENCY	Location of Supplier	Name of Contractor	Description of Services	# Contracts	Total Value of Contracts (USD)
UNICEF continued					
	Sudan	British Council	Management, Business Professionals, Administrative Services	1	85,000.00
	Sudan	Canar Telecommunication Co Ltd	Management, Business Professionals, Administrative Services	1	84,395.00
	Sudan	Darkan Transport And Services	Management, Business Professionals, Administrative Services	1	35,326.00
	Sudan	Hassabo & Co	Management, Business Professionals, Administrative Services	1	46,584.00
	Sudan	Name withheld for security reasons*	Management, Business Professionals, Administrative Services	1	52,858.00
	Sudan	Nabta Air Cargo	Management, Business Professionals, Administrative Services	1	213,410.00
	Sudan	Nabta Air Cargo	Transportation and Storage and Mail Services	1	39,452.00
	Sudan	Rotor Engineering Company	Management, Business Professionals, Administrative Services	1	68,048.00
	Sudan	Sudanese Telecommunication Co Sudatel Khartoum	Management, Business Professionals, Administrative Services	1	143,154.00
	Sudan	Name withheld for security reasons*	Management, Business Professionals, Administrative Services	1	436,432.00
	Swaziland	Global Village Guest House	Engineering and Research and Technology Based Services	1	78,084.00
	Swaziland	Ram Realty	Management, Business Professionals, Administrative Services	1	116,393.00
	Sweden	Indevelop Sweden AB	Management, Business Professionals, Administrative Services	2	1,000,712.00
	Switzerland	Atiks SA	Management, Business Professionals, Administrative Services	1	168,166.00
	Switzerland	Cold Chain Consultants Partners	Management, Business Professionals, Administrative Services	1	268,143.00
	Switzerland	Consortium Ecopis-Savaivo	Management, Business Professionals, Administrative Services	1	79,939.00
	Switzerland	Name withheld for security reasons*	Management, Business Professionals, Administrative Services	1	63,267.00
	Switzerland	Groundwork Lic	Management, Business Professionals, Administrative Services	1	69,610.00
	Switzerland	International Social Service	Management, Business Professionals, Administrative Services	1	49,340.00
	Switzerland	JetViva SA	Management, Business Professionals, Administrative Services	1	114,637.00
	Switzerland	Open Systems AG	Engineering and Research and Technology Based Services	1	3,446,980.00
	Switzerland	Safe Host Sa	Management, Business Professionals, Administrative Services	1	74,352.00
	Switzerland	Sharp Electronics Schweiz AG	Management, Business Professionals, Administrative Services	1	130,219.00
	Switzerland	Societe Generale De Surveillance	Management, Business Professionals, Administrative Services	1	500,000.00
	Switzerland	Solstice Human Capital	Management, Business Professionals, Administrative Services	1	35,000.00
	Switzerland	Sustainable Outreach	Management, Business Professionals, Administrative Services	1	312,379.00
	Switzerland	Swiss Vitamin Institute	Management, Business Professionals, Administrative Services	1	88,720.00
	Switzerland	Swisscom (Suisse) SA	Engineering and Research and Technology Based Services	1	38,710.00
	Switzerland	Swisscom (Suisse) SA	Management, Business Professionals, Administrative Services	1	142,474.00
	Switzerland	Wa Research Sa	Management, Business Professionals, Administrative Services	1	31,300.00
	Switzerland	Xerox Ag	Management, Business Professionals, Administrative Services	1	56,211.00
	Syrian Arab Republic	Name withheld for security reasons*	Editorial and Design and Graphic and Fine Art Services	1	141,987.00
	Syrian Arab Republic	Name withheld for security reasons*	Engineering and Research and Technology Based Services	1	150,000.00
	Syrian Arab Republic	Name withheld for security reasons*	Management, Business Professionals, Administrative Services	1	42,300.00
	Syrian Arab Republic	DHL Global Forwarding	Management, Business Professionals, Administrative Services	1	1,378,644.00
	Syrian Arab Republic	Syrian Arab Red Crescent Sarc/Headquarters	Management, Business Professionals, Administrative Services	1	58,863.00
	Syrian Arab Republic	Tadreeb	Management, Business Professionals, Administrative Services	1	546,948.00
	Tajikistan	Llc M-Vector	Management, Business Professionals, Administrative Services	1	37,210.00
	Tajikistan	Llc Sozidanie	Management, Business Professionals, Administrative Services	1	65,106.00
	Thailand	Appco Ltd	Management, Business Professionals, Administrative Services	1	955,920.00
	Thailand	Asia-Pacific Development & Communication Centre	Management, Business Professionals, Administrative Services	1	149,400.00
	Thailand	Chiang Mai University	Management, Business Professionals, Administrative Services	1	188,436.00
	Thailand	Chiang Mai University	Transportation and Storage and Mail Services	1	107,850.00
	Thailand	Dotography Co, Ltd	Management, Business Professionals, Administrative Services	1	56,591.00
	Thailand	Guts Investigation Co Ltd	Management, Business Professionals, Administrative Services	1	66,527.00
	Thailand	Holiday Inn Bangkok	Engineering and Research and Technology Based Services	1	30,217.00
	Thailand	IPG Advertising (Thailand) Ltd	Management, Business Professionals, Administrative Services	1	155,705.00
	Thailand	Name withheld for security reasons*	Management, Business Professionals, Administrative Services	1	75,323.00
	Thailand	P. S. Generation Co Ltd	Management, Business Professionals, Administrative Services	1	37,201.00
	Thailand	PR Recruitment and Business Management Co Ltd	Management, Business Professionals, Administrative Services	1	320,436.00
	Thailand	Public Health Solutions, Ltd	Management, Business Professionals, Administrative Services	1	49,839.00
	Thailand	Pullman Bangkok King Power	Management, Business Professionals, Administrative Services	1	34,351.00
	Thailand	Teledirect Telecommerce (Thailand) Ltd	Management, Business Professionals, Administrative Services	1	179,293.00
	Thailand	The Landmark Bangkok	Engineering and Research and Technology Based Services	1	51,767.00
	Thailand	Tns Research International	Management, Business Professionals, Administrative Services	1	48,355.00
	Timor-Leste	Cruzada Lda	Building and Facility Construction and Maintenance Services	1	30,963.00
	Timor-Leste	Name withheld for security reasons*	Building and Facility Construction and Maintenance Services	1	32,573.00
	Timor-Leste	Otoparis UnIP Lda	Building and Facility Construction and Maintenance Services	1	67,856.00
	Timor-Leste	Ssm Bark Technology	Management, Business Professionals, Administrative Services	1	30,000.00
	Timor-Leste	Startec Enterprises	Management, Business Professionals, Administrative Services	1	52,036.00
	Togo	Cobats	Building and Facility Construction and Maintenance Services	1	68,967.00
	Togo	Ellipse Communication	Management, Business Professionals, Administrative Services	1	48,044.00
	Togo	Entreprise Abiki	Management, Business Professionals, Administrative Services	1	50,974.00
	Togo	Entreprise Moderne De Technologie	Management, Business Professionals, Administrative Services	1	122,890.00
	Togo	Genie Batisseur Ets	Building and Facility Construction and Maintenance Services	1	55,938.00
	Togo	Le Pharaon	Building and Facility Construction and Maintenance Services	1	56,494.00
	Togo	Togotelecom	Engineering and Research and Technology Based Services	1	40,134.00
	Tunisia	I-C Security Systems	Management, Business Professionals, Administrative Services	1	40,918.00
	Tunisia	Oxford Policy Management	Management, Business Professionals, Administrative Services	1	271,413.00
	Turkey	Bnb Ltd Sti	Management, Business Professionals, Administrative Services	1	99,386.00
	Turkey	Name withheld for security reasons*	Management, Business Professionals, Administrative Services	1	33,945.00
	Turkey	Name withheld for security reasons*	Management, Business Professionals, Administrative Services	1	32,550.00
	Turkey	Name withheld for security reasons*	Management, Business Professionals, Administrative Services	1	132,124.00
	Turkey	Sensomatic Guv. Hiz. Tic. As	Management, Business Professionals, Administrative Services	1	38,441.00
	Turkey	Name withheld for security reasons*	Management, Business Professionals, Administrative Services	1	45,494.00
	Turkey	Name withheld for security reasons*	Management, Business Professionals, Administrative Services	1	38,102.00
	Turkey	Name withheld for security reasons*	Management, Business Professionals, Administrative Services	1	49,251.00
	Uganda	Action Africa Help Uganda	Building and Facility Construction and Maintenance Services	1	172,398.00
	Uganda	Africa Broadcasting Uganda Ltd	Editorial and Design and Graphic and Fine Art Services	1	39,069.00
	Uganda	Africa Broadcasting Uganda Ltd	Management, Business Professionals, Administrative Services	1	200,691.00
	Uganda	Associated Design and Build Engineers Ltd	Building and Facility Construction and Maintenance Services	1	118,043.00
	Uganda	Child & Family Foundaton Uganda Cfc	Management, Business Professionals, Administrative Services	1	46,434.00
	Uganda	Childfund International	Management, Business Professionals, Administrative Services	1	1,175,846.00
	Uganda	China Geo-Engineering Corp (U) Ltd	Building and Facility Construction and Maintenance Services	1	48,541.00
	Uganda	Cnn International	Management, Business Professionals, Administrative Services	1	40,000.00
	Uganda	Deloitte Uganda Limited	Management, Business Professionals, Administrative Services	1	96,775.00
	Uganda	Development Technology Workshop Uganda Ltd	Management, Business Professionals, Administrative Services	1	50,882.00
	Uganda	Dimension Data Uganda Ltd	Engineering and Research and Technology Based Services	1	30,440.00
	Uganda	Dimension Data Uganda Ltd	Transportation and Storage and Mail Services	1	99,744.00
	Uganda	D-Mark Co Ltd	Engineering and Research and Technology Based Services	1	86,287.00
	Uganda	D-Mark Co Ltd	Management, Business Professionals, Administrative Services	1	46,189.00
	Uganda	Draco Uganda Ltd	Building and Facility Construction and Maintenance Services	1	203,623.00
	Uganda	Express Logistics Group Ltd	Transportation and Storage and Mail Services	1	32,802.00
	Uganda	Name withheld for security reasons*	Management, Business Professionals, Administrative Services	1	54,505.00
	Uganda	Healthnet Consult Ltd	Management, Business Professionals, Administrative Services	1	108,000.00
	Uganda	Hotel Brovad Ltd	Engineering and Research and Technology Based Services	1	31,036.00
	Uganda	Hydratech Uganda Ltd	Building and Facility Construction and Maintenance Services	1	122,535.00
	Uganda	Imperial Botanical Beach Hotel	Management, Business Professionals, Administrative Services	1	37,260.00
	Uganda	Innovation Africa Ltd	Building and Facility Construction and Maintenance Services	1	141,451.00
	Uganda	Name withheld for security reasons*	Management, Business Professionals, Administrative Services	1	61,349.00
	Uganda	Jotell Consulting Ltd	Management, Business Professionals, Administrative Services	1	287,813.00
	Uganda	KPMG	Management, Business Professionals, Administrative Services	1	58,680.00
	Uganda	Kuehne + Nagel Inc	Management, Business Professionals, Administrative Services	1	60,817.00
	Uganda	Makerere University School of Public Health	Management, Business Professionals, Administrative Services	1	189,627.00
	Uganda	Motor Care Clinic Ltd	Transportation and Storage and Mail Services	1	43,102.00
	Uganda	Mountbatten Ltd	Building and Facility Construction and Maintenance Services	1	109,784.00
	Uganda	Mountbatten Ltd	Management, Business Professionals, Administrative Services	1	88,518.00
	Uganda	MTN Uganda Ltd	Management, Business Professionals, Administrative Services	1	57,465.00
	Uganda	Mwetue (U) Ltd	Management, Business Professionals, Administrative Services	1	75,410.00
	Uganda	New Vision Printing & Publishing	Editorial and Design and Graphic and Fine Art Services	1	64,913.00
	Uganda	New Vision Printing & Publishing	Management, Business Professionals, Administrative Services	1	40,364.00
	Uganda	Population Council	Management, Business Professionals, Administrative Services	1	340,847.00
	Uganda	Poverty And Economic Policy (Pep)	Management, Business Professionals, Administrative Services	1	36,526.00
	Uganda	Royal Techno Industries Ltd	Building and Facility Construction and Maintenance Services	1	41,180.00
	Uganda	Royal Techno Industries Ltd	Management, Business Professionals, Administrative Services	1	154,128.00

\* For security and privacy reasons, the name of the contractor is not displayed when it includes the name of an individual.

## 2013 | Major contracts for services and works by UN organization

AGENCY				Total Value of
Location of Supplier	Name of Contractor	Description of Services	# Contracts	Contracts (USD)
UNICEF continued				
Uganda	Service & Computer Industries Ltd	Management, Business Professionals, Administrative Services	1	51,636.00
Uganda	Spedag Interfreight Uganda Ltd	Management, Business Professionals, Administrative Services	3	334,001.00
Uganda	Name withheld for security reasons*	Management, Business Professionals, Administrative Services	1	71,256.00
Uganda	Sumadhura Technologies Ltd	Building and Facility Construction and Maintenance Services	1	60,905.00
Uganda	Techno Brain BPO/ITES Uganda Ltd	Management, Business Professionals, Administrative Services	1	160,671.00
Uganda	The Monitor Publications Ltd	Management, Business Professionals, Administrative Services	1	64,017.00
Uganda	The Observer Media Ltd	Management, Business Professionals, Administrative Services	1	31,352.00
Uganda	Threeways Distribution Ltd	Management, Business Professionals, Administrative Services	1	30,000.00
Uganda	Threeways Distribution Ltd	Transportation and Storage and Mail Services	2	205,737.00
Uganda	Tmk & Company	Management, Business Professionals, Administrative Services	1	46,508.00
Uganda	Toyota Uganda Ltd	Transportation and Storage and Mail Services	1	35,000.00
Uganda	Tpo Uganda	Management, Business Professionals, Administrative Services	1	81,350.00
Uganda	Uganda Telecom	Engineering and Research and Technology Based Services	1	122,100.00
Uganda	Uganda Telecom	Management, Business Professionals, Administrative Services	1	111,007.00
Uganda	Wamuco Motors (U) Ltd	Transportation and Storage and Mail Services	1	40,000.00
Uganda	Yol Uganda Ltd	Engineering and Research and Technology Based Services	1	152,828.00
Ukraine	Academy Of Financial Management	Management, Business Professionals, Administrative Services	1	91,703.00
Ukraine	Arena	Engineering and Research and Technology Based Services	1	57,666.00
Ukraine	Arena	Management, Business Professionals, Administrative Services	1	177,651.00
Ukraine	East European And Central Asian Uni On Of Plwh	Management, Business Professionals, Administrative Services	1	73,418.00
Ukraine	Fisco Inform Llc	Management, Business Professionals, Administrative Services	1	44,018.00
Ukraine	Inmind	Management, Business Professionals, Administrative Services	1	52,487.00
Ukraine	Partnership For Every Child	Management, Business Professionals, Administrative Services	1	69,208.00
Ukraine	UISR After Olexander Yaremko	Engineering and Research and Technology Based Services	2	121,198.00
Ukraine	Ukrainian Conference Service Center	Management, Business Professionals, Administrative Services	1	162,109.00
Ukraine	Upravlinnya Personalom Llc	Management, Business Professionals, Administrative Services	1	49,188.00
United Arab Emirates	Mogadishu Stars General Trading LLC	Management, Business Professionals, Administrative Services	1	48,663.00
United Arab Emirates	Mogadishu Stars General Trading LLC	Transportation and Storage and Mail Services	1	96,226.00
United Arab Emirates	Prod/Events	Management, Business Professionals, Administrative Services	1	35,393.00
United Arab Emirates	Track It Tech Systems Pvt Ltd	Engineering and Research and Technology Based Services	1	67,792.00
United Kingdom	BBC Media Action	Management, Business Professionals, Administrative Services	1	299,729.00
United Kingdom	Catalyst IT Europe Limited	Management, Business Professionals, Administrative Services	1	367,930.00
United Kingdom	CfBT Education Trust	Engineering and Research and Technology Based Services	1	39,039.00
United Kingdom	CfBT Education Trust	Management, Business Professionals, Administrative Services	1	1,818,833.00
United Kingdom	Chartered Institute of Public Finance and Accountancy	Engineering and Research and Technology Based Services	1	488,713.00
United Kingdom	Coram Children's Legal Centre	Management, Business Professionals, Administrative Services	2	694,353.00
United Kingdom	Cranfield Management Development Ltd	Management, Business Professionals, Administrative Services	1	218,223.00
United Kingdom	Development Pathways Limited	Management, Business Professionals, Administrative Services	1	41,688.00
United Kingdom	Development Pathways Ltd	Management, Business Professionals, Administrative Services	1	87,935.00
United Kingdom	Eden Videos Ltd	Management, Business Professionals, Administrative Services	1	34,300.00
United Kingdom	Education for Change Ltd	Management, Business Professionals, Administrative Services	1	225,520.00
United Kingdom	Eenet Cic	Management, Business Professionals, Administrative Services	1	69,314.00
United Kingdom	EG Sheppardmoscow Lip	Management, Business Professionals, Administrative Services	1	335,600.00
United Kingdom	EG Sheppardmoscow Lip	Transportation and Storage and Mail Services	1	30,000.00
United Kingdom	Equatel (Uk) Ltd	Management, Business Professionals, Administrative Services	1	90,000.00
United Kingdom	Everychild	Management, Business Professionals, Administrative Services	1	43,966.00
United Kingdom	Fieldwork Education Ltd	Management, Business Professionals, Administrative Services	1	55,640.00
United Kingdom	Four Hundred Communications Limited	Management, Business Professionals, Administrative Services	1	62,791.00
United Kingdom	Green Ink Publishing Services Ltd	Management, Business Professionals, Administrative Services	1	52,999.00
United Kingdom	Imperial College Consultants Ltd	Management, Business Professionals, Administrative Services	1	67,090.00
United Kingdom	Institute of Development Studies	Management, Business Professionals, Administrative Services	2	335,044.00
United Kingdom	International Education Partners	Management, Business Professionals, Administrative Services	1	174,260.00
United Kingdom	International Medical Corps UK	Management, Business Professionals, Administrative Services	1	119,396.00
United Kingdom	ITAD Ltd	Management, Business Professionals, Administrative Services	1	445,270.00
United Kingdom	ITAD Ltd	Transportation and Storage and Mail Services	1	108,071.00
United Kingdom	JBS Executive Education Ltd	Management, Business Professionals, Administrative Services	1	2,300,134.00
United Kingdom	Name withheld for security reasons*	Management, Business Professionals, Administrative Services	1	32,366.00
United Kingdom	Kifani Solutions Ltd	Management, Business Professionals, Administrative Services	1	671,619.00
United Kingdom	Liverpool School of Tropical Medicine	Management, Business Professionals, Administrative Services	3	3,212,490.00
United Kingdom	Name withheld for security reasons*	Management, Business Professionals, Administrative Services	1	560,949.00
United Kingdom	Mokoro Ltd	Management, Business Professionals, Administrative Services	1	417,920.00
United Kingdom	Mokoro Ltd	Transportation and Storage and Mail Services	1	81,930.00
United Kingdom	Name withheld for security reasons*	Management, Business Professionals, Administrative Services	1	35,000.00
United Kingdom	Overseas Development Institute	Management, Business Professionals, Administrative Services	2	228,663.00
United Kingdom	Oxford Policy Management Ltd	Management, Business Professionals, Administrative Services	2	1,663,832.00
United Kingdom	Oxford Poverty and Human Development Initiative	Management, Business Professionals, Administrative Services	1	197,601.00
United Kingdom	Pastoralists Consultants International	Management, Business Professionals, Administrative Services	1	255,720.00
United Kingdom	Queen'S University Belfast	Management, Business Professionals, Administrative Services	1	41,726.00
United Kingdom	Name withheld for security reasons*	Management, Business Professionals, Administrative Services	1	105,000.00
United Kingdom	Scorch London Ltd	Management, Business Professionals, Administrative Services	1	34,276.00
United Kingdom	Strategic Agenda Llp	Editorial and Design and Graphic and Fine Art Services	1	104,487.00
United Kingdom	Strategic Agenda Llp	Management, Business Professionals, Administrative Services	1	36,587.00
United Kingdom	Talibox Communications Ltd	Management, Business Professionals, Administrative Services	1	64,425.00
United Kingdom	Telespazio Vega Uk Ltd	Management, Business Professionals, Administrative Services	1	79,314.00
United Kingdom	The Children'S Hiv Association Chiva	Management, Business Professionals, Administrative Services	1	53,351.00
United Kingdom	The University Of York	Management, Business Professionals, Administrative Services	1	37,202.00
United Kingdom	Twentyfifty Limited	Management, Business Professionals, Administrative Services	1	35,420.00
United Kingdom	Ucl Consultants Ltd.	Management, Business Professionals, Administrative Services	1	35,573.00
United Kingdom	UK Committee For UNICEF	Transportation and Storage and Mail Services	1	163,197.00
United Kingdom	University Of Edinburgh	Management, Business Professionals, Administrative Services	1	70,000.00
United Kingdom	University Of Oxford	Management, Business Professionals, Administrative Services	1	55,671.00
United Kingdom	University Of Sussex	Management, Business Professionals, Administrative Services	1	49,800.00
United Kingdom	University Of Ulster	Management, Business Professionals, Administrative Services	1	63,174.00
United Kingdom	Valid International Ltd	Management, Business Professionals, Administrative Services	2	516,168.00
United Kingdom	Vine Management Consulting	Management, Business Professionals, Administrative Services	1	83,600.00
United Kingdom	Walkgrove Ltd	Management, Business Professionals, Administrative Services	1	173,422.00
United Republic of Tanzania	Ardhi University	Management, Business Professionals, Administrative Services	1	77,265.00
United Republic of Tanzania	Blu Wat (Tanzania) Ltd	Management, Business Professionals, Administrative Services	1	43,850.00
United Republic of Tanzania	Clouds Entertainment Co Ltd	Management, Business Professionals, Administrative Services	1	117,192.00
United Republic of Tanzania	CSI Construction (1997) Ltd	Management, Business Professionals, Administrative Services	1	123,535.00
United Republic of Tanzania	Enigma Productions	Management, Business Professionals, Administrative Services	1	54,931.00
United Republic of Tanzania	Indigo Mtpc Ltd	Management, Business Professionals, Administrative Services	1	51,349.00
United Republic of Tanzania	Name withheld for security reasons*	Management, Business Professionals, Administrative Services	1	164,920.00
United Republic of Tanzania	Ledger Plaza Bahari Beach	Engineering and Research and Technology Based Services	1	39,960.00
United Republic of Tanzania	Ledger Plaza Bahari Beach	Management, Business Professionals, Administrative Services	1	66,590.00
United Republic of Tanzania	Push Observer Limited	Management, Business Professionals, Administrative Services	1	78,800.00
United Republic of Tanzania	Real2Reel Film Productions	Management, Business Professionals, Administrative Services	1	57,999.00
United Republic of Tanzania	The CSR Group Africa Ltd	Management, Business Professionals, Administrative Services	1	311,999.00
United Republic of Tanzania	The Open University Consultancy Bureau (Ocb)	Management, Business Professionals, Administrative Services	1	55,356.00
United States of America	Accounting Principals	Management, Business Professionals, Administrative Services	2	285,573.00
United States of America	Accuity	Management, Business Professionals, Administrative Services	1	43,900.00
United States of America	Akeso Associates	Management, Business Professionals, Administrative Services	2	80,850.00
United States of America	Alliance Sourcing Inc	Management, Business Professionals, Administrative Services	1	155,845.00
United States of America	American Institutes For Research	Management, Business Professionals, Administrative Services	2	685,440.00
United States of America	American University	Management, Business Professionals, Administrative Services	1	207,085.00
United States of America	Name withheld for security reasons*	Management, Business Professionals, Administrative Services	1	38,138.00
United States of America	Aptmetrics	Management, Business Professionals, Administrative Services	1	42,000.00
United States of America	At&T	Engineering and Research and Technology Based Services	1	75,000.00
United States of America	AT&T Corp	Engineering and Research and Technology Based Services	1	120,000.00
United States of America	Atlantic Business Products	Engineering and Research and Technology Based Services	1	158,950.00
United States of America	Atlantic Business Products	Management, Business Professionals, Administrative Services	1	56,133.00
United States of America	Axiom Build And Print Collectives	Management, Business Professionals, Administrative Services	1	38,300.00
United States of America	Big Yellow Taxi	Management, Business Professionals, Administrative Services	1	39,308.00
United States of America	Black Box Network Services	Engineering and Research and Technology Based Services	1	39,839.00
United States of America	Brandon Hall Group	Management, Business Professionals, Administrative Services	1	74,100.00

\* For security and privacy reasons, the name of the contractor is not displayed when it includes the name of an individual.

Major contracts for services and works by UN organization | 2013

AGENCY	Location of Supplier	Name of Contractor	Description of Services	# Contracts	Total Value of Contracts (USD)
UNICEF continued					
United States of America	Bright Horizons Family Solutions		Management, Business Professionals, Administrative Services	1	35,000.00
United States of America	BT Americas Inc		Engineering and Research and Technology Based Services	1	107,240.00
United States of America	BT Americas Inc		Management, Business Professionals, Administrative Services	1	402,360.00
United States of America	Carma International Inc		Management, Business Professionals, Administrative Services	1	95,000.00
United States of America	Cjolk Associates Inc.		Management, Business Professionals, Administrative Services	1	48,400.00
United States of America	Collins Building Services Inc		Management, Business Professionals, Administrative Services	1	235,240.00
United States of America	Columbia Group For Children		Management, Business Professionals, Administrative Services	1	56,953.00
United States of America	Columbia Group for Children in Adversity		Management, Business Professionals, Administrative Services	1	251,912.00
United States of America	Community Systems Foundation		Management, Business Professionals, Administrative Services	2	1,078,662.00
United States of America	Corporate Executive Board		Management, Business Professionals, Administrative Services	1	62,300.00
United States of America	Cutter Information Llc		Engineering and Research and Technology Based Services	1	88,090.00
United States of America	Cutter Information Llc		Management, Business Professionals, Administrative Services	1	323,495.00
United States of America	Dalberg Consulting Us Llc		Management, Business Professionals, Administrative Services	1	66,000.00
United States of America	Deloitte & Touche Llp		Engineering and Research and Technology Based Services	1	303,320.00
United States of America	Deloitte & Touche Llp		Management, Business Professionals, Administrative Services	1	63,570.00
United States of America	DH Solutions Llc		Management, Business Professionals, Administrative Services	1	117,118.00
United States of America	DLT Solutions Llc		Engineering and Research and Technology Based Services	1	80,876.00
United States of America	Docuphile Media Llc		Management, Business Professionals, Administrative Services	1	89,554.00
United States of America	Double Eight Design Llc		Management, Business Professionals, Administrative Services	1	41,952.00
United States of America	Duke University		Management, Business Professionals, Administrative Services	1	284,914.00
United States of America	E5 Solution Group Llc		Management, Business Professionals, Administrative Services	1	1,181,050.00
United States of America	Ehealth and Information Systems Nigeria		Building and Facility Construction and Maintenance Services	1	659,905.00
United States of America	Emerging Markets Communications Llc		Engineering and Research and Technology Based Services	1	247,725.00
United States of America	Emerging Markets Communications Llc		Management, Business Professionals, Administrative Services	1	150,996.00
United States of America	Enterprise Consulting Services Inc		Management, Business Professionals, Administrative Services	1	145,320.00
United States of America	Estech Solutions, Inc.		Management, Business Professionals, Administrative Services	1	74,160.00
United States of America	FHI Development 360 Llc		Management, Business Professionals, Administrative Services	1	675,000.00
United States of America	Florida State University		Management, Business Professionals, Administrative Services	1	34,559.00
United States of America	Forrest Solutions		Management, Business Professionals, Administrative Services	2	586,177.00
United States of America	Forrester Research Inc		Engineering and Research and Technology Based Services	1	144,500.00
United States of America	Forrester Research Inc		Management, Business Professionals, Administrative Services	1	232,849.00
United States of America	Gartner Inc		Management, Business Professionals, Administrative Services	2	92,820.00
United States of America	Global Emergency Group Llc		Management, Business Professionals, Administrative Services	1	162,685.00
United States of America	Global Employment Solutions		Management, Business Professionals, Administrative Services	1	53,876.00
United States of America	Globalsource IT		Management, Business Professionals, Administrative Services	1	58,240.00
United States of America	Globecom Systems Inc		Engineering and Research and Technology Based Services	2	97,623.00
United States of America	Globecom Systems Inc		Management, Business Professionals, Administrative Services	1	87,269.00
United States of America	Gonilla Web Studio		Engineering and Research and Technology Based Services	1	41,100.00
United States of America	Graphics Service Bureau Inc		Editorial and Design and Graphic and Fine Art Services	2	276,409.00
United States of America	Graphics Service Bureau Inc		Management, Business Professionals, Administrative Services	2	106,154.00
United States of America	Gurbakh Enterprises Llc		Management, Business Professionals, Administrative Services	1	84,224.00
United States of America	Harvard Business Publishing		Management, Business Professionals, Administrative Services	1	55,600.00
United States of America	Harvard School of Public Health		Management, Business Professionals, Administrative Services	1	212,016.00
United States of America	Hewlett Packard		Engineering and Research and Technology Based Services	1	56,350.00
United States of America	ICF Macro Inc		Management, Business Professionals, Administrative Services	3	289,870.00
United States of America	Identserv Inc		Management, Business Professionals, Administrative Services	1	49,320.00
United States of America	Iknow Llc		Management, Business Professionals, Administrative Services	1	146,400.00
United States of America	Immap, Inc Inform. Mang. & Mine Act Prog. Inc.		Management, Business Professionals, Administrative Services	1	30,000.00
United States of America	Inclen Inc		Management, Business Professionals, Administrative Services	1	45,288.00
United States of America	Innovationlabs Llc		Management, Business Professionals, Administrative Services	1	80,000.00
United States of America	Insead		Management, Business Professionals, Administrative Services	1	767,780.00
United States of America	Instedd		Management, Business Professionals, Administrative Services	1	50,000.00
United States of America	ISR Info Way Inc		Management, Business Professionals, Administrative Services	1	211,120.00
United States of America	Johns Hopkins University School of Nursing		Management, Business Professionals, Administrative Services	1	332,781.00
United States of America	Johns Hopkins University School of Nursing		Transportation and Storage and Mail Services	1	88,584.00
United States of America	Johns Hopkins University, Bloomberg School Of Public Health, Cop		Management, Business Professionals, Administrative Services	1	52,581.00
United States of America	Joscelyne & Associates Inc.		Management, Business Professionals, Administrative Services	1	86,018.00
United States of America	KPMC Llp		Engineering and Research and Technology Based Services	1	49,750.00
United States of America	KPMC Llp		Management, Business Professionals, Administrative Services	1	500,076.00
United States of America	Learning Tree International		Engineering and Research and Technology Based Services	1	97,735.00
United States of America	Liberty Bell Solutions, Inc		Management, Business Professionals, Administrative Services	1	30,500.00
United States of America	Lunametrics		Management, Business Professionals, Administrative Services	1	42,000.00
United States of America	M. Cooper Associates Inc		Management, Business Professionals, Administrative Services	1	79,183.00
United States of America	Macro International Inc		Management, Business Professionals, Administrative Services	1	243,527.00
United States of America	Madurasoft		Management, Business Professionals, Administrative Services	1	489,888.00
United States of America	Maestral International Llc		Management, Business Professionals, Administrative Services	2	266,514.00
United States of America	Maganti IT Resources Llc		Management, Business Professionals, Administrative Services	1	197,925.00
United States of America	Management And Development		Management, Business Professionals, Administrative Services	1	43,705.00
United States of America	Management Sciences For Health		Management, Business Professionals, Administrative Services	1	34,933.00
United States of America	Name withheld for security reasons*		Management, Business Professionals, Administrative Services	1	30,000.00
United States of America	Microsoft Corporation		Management, Business Professionals, Administrative Services	1	459,000.00
United States of America	Name withheld for security reasons*		Management, Business Professionals, Administrative Services	1	44,932.00
United States of America	Name withheld for security reasons*		Management, Business Professionals, Administrative Services	1	99,670.00
United States of America	Naked New York Llc		Management, Business Professionals, Administrative Services	1	488,273.00
United States of America	Nutrition Policy And Practice Llc		Management, Business Professionals, Administrative Services	1	61,056.00
United States of America	Ohio University		Management, Business Professionals, Administrative Services	1	261,286.00
United States of America	Omega World Travel		Management, Business Professionals, Administrative Services	1	387,000.00
United States of America	Omnipush Inc		Management, Business Professionals, Administrative Services	1	81,366.00
United States of America	P & D Consulting Services, Inc.		Management, Business Professionals, Administrative Services	1	39,050.00
United States of America	Name withheld for security reasons*		Management, Business Professionals, Administrative Services	1	39,560.00
United States of America	PCI Media Impact		Management, Business Professionals, Administrative Services	1	218,890.00
United States of America	Pmt Logic Computer Services, Llc		Management, Business Professionals, Administrative Services	1	81,980.00
United States of America	PricewaterhouseCoopers Llp		Management, Business Professionals, Administrative Services	1	415,775.00
United States of America	Prographics Inc		Editorial and Design and Graphic and Fine Art Services	1	44,454.00
United States of America	Prographics Inc		Management, Business Professionals, Administrative Services	1	47,832.00
United States of America	Publishing Technology Inc		Editorial and Design and Graphic and Fine Art Services	1	45,750.00
United States of America	Rain Barrel Communication Llc		Management, Business Professionals, Administrative Services	1	248,436.00
United States of America	Rapid Results Institute, Inc.		Management, Business Professionals, Administrative Services	1	80,000.00
United States of America	Reboot Design, Llc		Management, Business Professionals, Administrative Services	1	55,200.00
United States of America	Red4Change Llc		Management, Business Professionals, Administrative Services	1	535,185.00
United States of America	Rji Resources Inc		Engineering and Research and Technology Based Services	1	57,673.00
United States of America	Robert Half International Inc		Management, Business Professionals, Administrative Services	1	84,219.00
United States of America	Salvage Communications Llc		Management, Business Professionals, Administrative Services	1	62,240.00
United States of America	Samyu Associates Llc		Management, Business Professionals, Administrative Services	1	158,340.00
United States of America	SAP America Inc		Management, Business Professionals, Administrative Services	1	250,000.00
United States of America	Serrot Enterprises Inc		Management, Business Professionals, Administrative Services	1	62,750.00
United States of America	Simple.Honest.Work		Management, Business Professionals, Administrative Services	1	52,560.00
United States of America	SK Cabling Systems Llc		Engineering and Research and Technology Based Services	1	299,959.00
United States of America	Software Inc		Management, Business Professionals, Administrative Services	1	47,760.00
United States of America	Solar Electric Light Fund		Management, Business Professionals, Administrative Services	1	283,085.00
United States of America	Stratacom Inc.		Engineering and Research and Technology Based Services	1	31,725.00
United States of America	Stratman Llc		Management, Business Professionals, Administrative Services	1	321,425.00
United States of America	Sungard Availability Services Lp		Engineering and Research and Technology Based Services	1	2,439,620.00
United States of America	SVI America Corp		Management, Business Professionals, Administrative Services	1	107,690.00
United States of America	The Hired Guns Marketing Consulting Group Llc		Management, Business Professionals, Administrative Services	1	164,065.00
United States of America	The Konterra Group		Management, Business Professionals, Administrative Services	1	135,267.00
United States of America	The Konterra Group		Transportation and Storage and Mail Services	1	39,240.00
United States of America	The Northern Trust Company		Management, Business Professionals, Administrative Services	1	50,000.00
United States of America	The Trustees Of Columbia University In The City Of New York		Management, Business Professionals, Administrative Services	1	50,304.00
United States of America	The United States Fund For UNICEF		Transportation and Storage and Mail Services	1	35,000.00
United States of America	Think Development Systems Inc		Management, Business Professionals, Administrative Services	1	75,600.00
United States of America	Thoughtworks Inc		Engineering and Research and Technology Based Services	1	139,944.00
United States of America	Thoughtworks Inc		Management, Business Professionals, Administrative Services	3	1,239,732.00
United States of America	Tulane University		Management, Business Professionals, Administrative Services	1	148,841.00
United States of America	University Of North Carolina		Management, Business Professionals, Administrative Services	1	100,000.00

\* For security and privacy reasons, the name of the contractor is not displayed when it includes the name of an individual.

## 2013 | Major contracts for services and works by UN organization

AGENCY	Location of Supplier	Name of Contractor	Description of Services	# Contracts	Total Value of Contracts (USD)
<b>UNICEF continued</b>					
	United States of America	University Of Pennsylvania	Management, Business Professionals, Administrative Services	1	191,286.00
	United States of America	Value Consulting Lic	Management, Business Professionals, Administrative Services	1	80,640.00
	United States of America	Vyr Computer Services Inc	Management, Business Professionals, Administrative Services	1	91,836.00
	United States of America	Whizo Technologies, Inc.	Management, Business Professionals, Administrative Services	1	92,000.00
	United States of America	Words For The World Lic	Editorial and Design and Graphic and Fine Art Services	1	50,985.00
	Uruguay	Igg Media Brands S.A. (Sucursal Uruguay)	Management, Business Professionals, Administrative Services	1	32,474.00
	Uruguay	SITC SRL	Management, Business Professionals, Administrative Services	1	103,280.00
	Uruguay	Teomac SA	Management, Business Professionals, Administrative Services	1	294,607.00
	Uruguay	Tiempost Uruguay SA	Management, Business Professionals, Administrative Services	1	92,358.00
	Uruguay	Work Office SA	Management, Business Professionals, Administrative Services	1	122,587.00
	Uzbekistan	Bm-Anklaff Ltd	Engineering and Research and Technology Based Services	1	41,906.00
	Uzbekistan	Dabana	Management, Business Professionals, Administrative Services	1	83,404.00
	Uzbekistan	Name withheld for security reasons*	Management, Business Professionals, Administrative Services	1	43,829.00
	Uzbekistan	Kemran	Building and Facility Construction and Maintenance Services	1	55,643.00
	Uzbekistan	M.I.C.E. Group International	Management, Business Professionals, Administrative Services	1	71,649.00
	Uzbekistan	Mercury Service Events And Travel	Management, Business Professionals, Administrative Services	1	34,389.00
	Uzbekistan	Name withheld for security reasons*	Management, Business Professionals, Administrative Services	2	133,122.00
	Uzbekistan	Name withheld for security reasons*	Building and Facility Construction and Maintenance Services	1	69,111.00
	Uzbekistan	Ooo Energoservis	Building and Facility Construction and Maintenance Services	1	34,274.00
	Venezuela (Bolivarian Rep. of)	3 Pixel Media Publicidad,C.A.	Management, Business Professionals, Administrative Services	1	38,094.00
	Venezuela (Bolivarian Rep. of)	Consultor E Inversiones Daragmochi, F.P	Management, Business Professionals, Administrative Services	1	68,592.00
	Viet Nam	Name withheld for security reasons*	Management, Business Professionals, Administrative Services	1	60,997.00
	Viet Nam	Name withheld for security reasons*	Management, Business Professionals, Administrative Services	1	32,885.00
	Yemen	Name withheld for security reasons*	Transportation and Storage and Mail Services	1	37,490.00
	Yemen	Name withheld for security reasons*	Management, Business Professionals, Administrative Services	1	121,520.00
	Yemen	Alangaz Workshop	Management, Business Professionals, Administrative Services	1	34,000.00
	Yemen	Name withheld for security reasons*	Management, Business Professionals, Administrative Services	1	50,487.00
	Yemen	Name withheld for security reasons*	Management, Business Professionals, Administrative Services	1	34,029.00
	Yemen	Name withheld for security reasons*	Management, Business Professionals, Administrative Services	1	42,054.00
	Yemen	Name withheld for security reasons*	Management, Business Professionals, Administrative Services	1	37,998.00
	Yemen	G4S Security Solution Yemen	Building and Facility Construction and Maintenance Services	1	112,126.00
	Yemen	Hadamout University	Management, Business Professionals, Administrative Services	1	41,743.00
	Yemen	Mco	Management, Business Professionals, Administrative Services	1	34,400.00
	Yemen	Movenpick Hotel	Engineering and Research and Technology Based Services	1	34,474.00
	Yemen	Percent Corporation For Polling & Transparency Promotion	Management, Business Professionals, Administrative Services	1	32,000.00
	Yemen	Sam Industrial Supplies	Management, Business Professionals, Administrative Services	1	74,350.00
	Yemen	Skyhome Hotel	Management, Business Professionals, Administrative Services	1	30,957.00
	Yemen	Stallion Security & Safety Services	Management, Business Professionals, Administrative Services	2	664,566.00
	Yemen	Name withheld for security reasons*	Engineering and Research and Technology Based Services	1	61,366.00
	Yemen	Name withheld for security reasons*	Management, Business Professionals, Administrative Services	1	36,284.00
	Yemen	Torwada For Trading	Management, Business Professionals, Administrative Services	1	44,770.00
	Yemen	Transoceanic Projects	Management, Business Professionals, Administrative Services	1	137,772.00
	Zambia	Ansco Ground Water Ltd	Management, Business Professionals, Administrative Services	1	165,099.00
	Zambia	Chaminuka Lodge	Engineering and Research and Technology Based Services	1	57,417.00
	Zambia	Name withheld for security reasons*	Management, Business Professionals, Administrative Services	1	1,605,823.00
	Zambia	Cosmic Executive Lodge	Management, Business Professionals, Administrative Services	1	53,401.00
	Zambia	Cross Roads Lodges	Management, Business Professionals, Administrative Services	1	43,257.00
	Zambia	DDB Iris Zambia Ltd	Management, Business Professionals, Administrative Services	1	129,662.00
	Zambia	Fringilla Lodge	Engineering and Research and Technology Based Services	1	48,925.00
	Zambia	Fringilla Lodge	Management, Business Professionals, Administrative Services	1	36,431.00
	Zambia	Geotech Engineering Pty Ltd	Management, Business Professionals, Administrative Services	1	271,910.00
	Zambia	Goman Advertising Ltd	Management, Business Professionals, Administrative Services	1	172,849.00
	Zambia	Hotel Intercontinental, Lusaka	Management, Business Professionals, Administrative Services	1	86,291.00
	Zambia	Image Promotions	Management, Business Professionals, Administrative Services	1	194,138.00
	Zambia	International Development Enterprises	Management, Business Professionals, Administrative Services	1	504,136.00
	Zambia	iSchool Zambia Ltd	Management, Business Professionals, Administrative Services	1	205,741.00
	Zambia	Lusaka Labour Services	Management, Business Professionals, Administrative Services	1	36,460.00
	Zambia	MECB Consulting Ltd	Management, Business Professionals, Administrative Services	1	161,476.00
	Zambia	Melcome Marketing and Distributors	Management, Business Professionals, Administrative Services	1	82,937.00
	Zambia	Micomar Investments Ltd	Building and Facility Construction and Maintenance Services	1	60,958.00
	Zambia	Protea Safari Lodge	Engineering and Research and Technology Based Services	1	59,395.00
	Zambia	Protea Safari Lodge	Management, Business Professionals, Administrative Services	1	55,433.00
	Zambia	Ruralnet Association Ltd	Engineering and Research and Technology Based Services	1	172,376.00
	Zambia	Sumadhura Technologies Ltd	Management, Business Professionals, Administrative Services	1	249,300.00
	Zambia	WRC Consultants Ltd	Management, Business Professionals, Administrative Services	1	409,615.00
	Zambia	Zambezi Drilling & Exploration Ltd	Management, Business Professionals, Administrative Services	1	858,244.00
	Zimbabwe	Bak Storage	Transportation and Storage and Mail Services	1	35,700.00
	Zimbabwe	Blue Gold Drilling	Management, Business Professionals, Administrative Services	1	872,991.00
	Zimbabwe	China JX International Engineering	Management, Business Professionals, Administrative Services	1	702,292.00
	Zimbabwe	Courier Connect	Transportation and Storage and Mail Services	1	43,000.00
	Zimbabwe	Crown Agents Zimbabwe	Management, Business Professionals, Administrative Services	1	13,596,783.00
	Zimbabwe	Development Data	Management, Business Professionals, Administrative Services	1	490,990.00
	Zimbabwe	Ernst & Young	Management, Business Professionals, Administrative Services	1	417,300.00
	Zimbabwe	Hydroproject Pvt Ltd	Management, Business Professionals, Administrative Services	1	1,078,393.00
	Zimbabwe	Institute Of Environmental Studies	Management, Business Professionals, Administrative Services	1	184,835.00
	Zimbabwe	Jimat Development Consultants	Management, Business Professionals, Administrative Services	1	88,049.00
	Zimbabwe	Mpc Logistics (Private) Ltd	Transportation and Storage and Mail Services	1	74,840.00
	Zimbabwe	Multiforce Contractors Pvt Ltd	Management, Business Professionals, Administrative Services	1	749,350.00
	Zimbabwe	Mystic East Trading	Transportation and Storage and Mail Services	1	57,900.00
	Zimbabwe	Sidal Engineering	Management, Business Professionals, Administrative Services	1	2,230,086.00
	Zimbabwe	Solar Shack Pvt Ltd	Management, Business Professionals, Administrative Services	1	32,902.00
	Zimbabwe	Spick & Span Hygienic Services	Management, Business Professionals, Administrative Services	2	171,721.00
	Zimbabwe	University Of Zimbabwe	Management, Business Professionals, Administrative Services	1	49,050.00
	Zimbabwe	WK Construction Pty Ltd	Management, Business Professionals, Administrative Services	1	3,661,303.00
	Zimbabwe	Zimbabwe Broadcasting Corporation	Management, Business Professionals, Administrative Services	1	48,360.00
	Zimbabwe	Zimbabwe Frequency Modulation Stereo P/L	Management, Business Professionals, Administrative Services	1	62,240.00
<b>UNIDO</b>					
	Albania	40004069	Development	1	44,999.00
	Algeria	Ministere Environnement	Environmental advisory services	1	131,592.00
	Algeria	Ministere Environnement	Environmental impact assessment	1	40,141.00
	Argentina	40004350	Customs administration and compliance	1	34,770.00
	Argentina	BGH S.A	Management support services	1	800,026.00
	Argentina	Digital Fuegina	Management support services	1	296,422.00
	Argentina	Electrofueguina SA	Management support services	1	671,340.00
	Argentina	Interclima SA	Environmental rehabilitation	1	1,653,017.00
	Argentina	Multicontrol SA	Management support services	1	113,422.00
	Argentina	NewSan SA	Management support services	1	631,974.00
	Argentina	Radio Victoria SA	Management support services	1	1,054,653.00
	Argentina	UBAJAY S A	Heavy equipment installation and maintenance services	1	48,910.00
	Argentina	UBAJAY S A	Integrated services	1	77,000.00
	Armenia	40003376	New business start up consultation services	2	402,436.18
	Australia	40004240	Environmental auditing	1	53,040.00
	Austria	AEE	Development	1	69,267.30
	Austria	AUSTRIAN ENERGY AGENCY	Corporate objectives or policy development	1	79,153.37
	Austria	AUSTRIAN ENERGY AGENCY	Development	1	77,457.60
	Austria	AUSTRIAN ENERGY AGENCY	Environmental advisory services	2	110,993.19
	Austria	AUSTRIAN ENERGY AGENCY	Trade analysis	1	41,983.07
	Austria	Carlson Wagonlit Travel	Business and corporate management consultation services	1	46,935.29
	Austria	University of Natural Resources and	Project administration or planning	1	51,833.00
	Belgium	Vlaams Instituut voor Biotechnologi	Biochemical and biotechnology production	1	68,671.52
	Belgium	World PC v z w	Project administration or planning	1	45,821.00
	Bolivia (Plurinational State of)	40004563	Environmental advisory services	1	154,000.00
	Burkina Faso	40003900	Environmental advisory services	1	39,852.00
	Burkina Faso	Ministry of Environment and Dev.	Environmental advisory services	2	156,340.00
	Côte d'Ivoire	40003944	Environmental advisory services	1	152,000.00

\* For security and privacy reasons, the name of the contractor is not displayed when it includes the name of an individual.

AGENCY				Total Value of
Location of Supplier	Name of Contractor	Description of Services	# Contracts	Contracts (USD)
<b>UNIDO continued</b>				
Côte d'Ivoire	Technoserve	Business intelligence consulting services	1	379,428.24
Cabo Verde	ECREEE Secretariat	Administrative acts ratification or implementation services	1	191,576.09
Cabo Verde	ECREEE Secretariat	Environmental advisory services	1	837,180.00
Cambodia	Ministry of Environment	Business and corporate management consultation services	1	40,000.00
Cameroon	Bureau National de l'Ozone	Funds transfer and clearance and exchange services	3	788,760.01
Canada	SNC Lavalin Inc	Social development and services	1	30,000.00
Canada	University of British Columbia	Health programs	3	350,000.00
Central African Republic	40003394	Environmental advisory services	1	144,000.00
Chile	Altamira Ltda	Environmental advisory services	1	72,384.00
Chile	POCH Ambiental	Business and corporate management consultation services	1	156,037.99
China	Ministry of Environmental Protection	Environmental advisory services	3	2,127,885.00
China	Ministry of Environmental Protection	Environmental impact assessment	1	5,108,500.00
China	Ministry of Environmental Protection	Manufacturing technology research and development services	3	9,200,000.00
Colombia	ALLIANCE FOR RESPONSIBLE MINING	Mine drilling blasting and construction services	1	366,492.15
Colombia	Centro Nacional de Produccion mas L	Environmental advisory services	1	76,628.35
Congo	40004377	Environmental advisory services	1	125,000.00
Croatia	Environmental Protection and Energy	Heavy equipment installation and maintenance services	1	75,000.00
Denmark	40004588	Environmental advisory services	1	133,791.00
Ecuador	40003894	Civil liability services	1	151,816.00
Egypt	40003783	Trade analysis	1	39,600.00
Egypt	40004242	Environmental advisory services	1	95,954.00
Egypt	Agricultural Research Centre ARC	Crop protection	1	100,000.00
Egypt	Egypt National Cleaner Production C	Environmental advisory services	1	76,628.35
Egypt	Egyptian Environmental Affairs Agen	Funds transfer and clearance and exchange services	1	228,000.00
Egypt	Target Laboratory Systems	International trade	1	45,690.00
Egypt	TUV Nord Egypt	Social development and services	1	39,176.47
El Salvador	NPCPC El Salvador	Environmental advisory services	1	76,551.72
Ethiopia	Environmental Protection Authority	Environmental advisory services	1	170,000.00
Ethiopia	Textile Industry Development Inst	Environmental safety services	1	30,000.00
France	40003642	Agricultural building construction services	1	225,126.59
France	AETS Consultants	Economic analysis	1	80,112.62
France	Cabinet Gressard	Fruits and vegetables processing	1	139,669.42
Gambia	National Environment Agency	Environmental advisory services	1	30,400.00
Germany	Adelphi Research Gemeinnuetzige	Environmental advisory services	1	40,000.00
Germany	Carlson Wagonlit Travel	Business and corporate management consultation services	1	46,388.82
Germany	LABSCO Laboratory Supply Company	Intermodal cargo transport	1	71,941.25
Germany	SEED Initiative	Environmental advisory services	1	40,000.00
Germany	United Nations University UNU	Project administration or planning	1	60,000.00
Ghana	40003735	Educational facilities	1	184,495.77
Ghana	40003790	Energy or utility consulting service	1	50,502.24
Guatemala	40004537	Environmental advisory services	1	99,649.46
Guatemala	Name withheld for security reasons*	Land and soil preparation	2	300,650.00
Guinea	40004389	Agricultural building construction services	1	59,550.00
Guinea	MINISTÈRE ENVIRONNEMENT	Environmental advisory services	2	134,840.00
Guinea-Bissau	40004539	Environmental advisory services	1	128,000.00
India	Belgaum Foundry Cluster	Trade shows and exhibits	1	33,778.77
India	Central Power Research Institute	Environmental advisory services	1	567,000.00
India	Federation of Indian Chamber of	Development assistance	1	80,000.00
India	Gujarat Pollution Control Board	Environmental advisory services	1	275,000.00
India	Maharashtra Pollution Control Board	Environmental advisory services	1	275,000.00
India	Mahindra Consulting Engineers Ltd	Internet services	1	37,000.00
India	Mahindra Consulting Engineers Ltd	Post harvesting crop processing	1	342,000.00
India	Punjab PollutionControl Board	Environmental advisory services	1	275,000.00
India	State Pollution Cont. Board Orissa	Environmental advisory services	1	275,000.00
India	State Pollution Control Board	Environmental advisory services	1	275,000.00
India	The Energy and Resources Institute	Business and corporate management consultation services	1	30,000.00
India	The Energy and Resources Institute	Development	1	54,055.00
India	The Energy and Resources Institute	Energy or utility consulting service	1	104,999.00
India	The Energy and Resources Institute	Environmental advisory services	1	60,000.00
India	The Energy and Resources Institute	Heavy equipment installation and maintenance services	1	354,000.00
Indonesia	40003517	Heavy equipment installation and maintenance services	1	296,310.00
Indonesia	Basel Convention Regional Ctr	Environmental advisory services	1	134,221.00
Iran (Islamic Republic of)	40003959	Educational facilities	1	86,100.00
Iraq	Name withheld for security reasons*	Educational facilities	1	95,550.00
Iraq	KRG MINISTRY OF TRADE AND INDUSTRY	Educational facilities	1	95,550.00
Iraq	KRG MINISTRY OF TRADE AND INDUSTRY	Sales and business promotion activities	1	36,195.00
Italy	40003699	Manufacturing equipment maintenance and repair services	1	397,170.00
Italy	40004223	Manufacturing equipment maintenance and repair services	1	113,631.00
Italy	Afros S p A	Environmental impact assessment	1	166,000.00
Italy	Afros S p A	Manufacture of machinery	1	36,972.60
Italy	EKOSYSTEM S.R.L.	Heavy equipment installation and maintenance services	1	154,450.00
Italy	GAMMA MECCANICA S p A	Heavy equipment installation and maintenance services	1	535,000.00
Italy	Impianti OMS Spa	Assembly services	1	41,800.00
Italy	UNINETTUNO	Educational technology	1	69,220.95
Japan	40003386	Organizational structure consultation	1	47,671.00
Japan	Seabell International Co., Ltd.	Instrumented control systems design and engineering services	1	543,767.00
Jordan	40003412	Investment advice	1	1,219,218.83
Jordan	Ministry of Environment	Environmental advisory services	2	247,400.00
Kenya	National Environment Management	Environmental advisory services	1	41,000.00
Kenya	National Environment Management	Environmental reporting services	1	30,749.00
Lesotho	40003429	Environmental advisory services	2	112,000.00
Libera	40004403	Agricultural building construction services	1	79,983.68
Liberia	Environmental Protection Agency	Environmental advisory services	1	132,000.00
Libya	Name withheld for security reasons*	Customs administration and compliance	1	95,840.22
Liechtenstein	40003364	Software or hardware engineering	1	37,135.28
Malaysia	Malaysian Industry-Gov. Group for	Project management	1	37,600.00
Malaysia	UNIPEQ SDN BHD	Social development and services	1	51,384.35
Maldives	Ministry of Environment & Energy	Environmental advisory services	1	230,000.00
Mexico	UNIVERSIDAD NACIONAL AUTONOMA DE ME	Energy or utility consulting service	1	117,354.00
Montenegro	Chamber of Economy	Environmental advisory services	1	48,226.86
Morocco	Avant Scene	Management support services	1	108,739.46
Morocco	CMPP Centre Marocain de Production	Environmental advisory services	1	77,547.89
Morocco	Name withheld for security reasons*	Plants and ornamental trees	1	180,000.00
Morocco	Palmeriaie Golf Palace Hotel	Management support services	1	34,140.12
Morocco	SOCIETE BOURGEON VERT	Plants and ornamental trees	1	140,514.00
Mozambique	MINISTRY FOR COORDINATION OF ENVIRO	Environmental reporting services	1	43,400.00
Nepal	Ministry of Science, Tech & Enviro	Environmental advisory services	1	129,000.00
Netherlands	40004582	Business intelligence consulting services	1	48,267.66
Netherlands	UNICORN B.V.	Air pollution	1	87,576.93
Netherlands	UNICORN B.V.	Heavy equipment installation and maintenance services	1	701,121.00
Netherlands	UNU-MERI	Educational facilities	1	77,394.84
Netherlands	UNU-MERI	Environmental reporting services	1	98,167.54
Netherlands	UNU-MERI	Manufacturing technology research and development services	1	40,214.48
Nigeria	Federal Ministry of Environment	Environmental advisory services	1	176,088.00
Norway	Institute of Marine Research	Fisheries resources	2	513,625.37
Pakistan	ITC Pakistan	New business start up consultation services	1	41,858.89
Peru	Centro de Eco Eficiencia	Environmental advisory services	1	76,607.92
Philippines	40003334	Health programs	1	390,000.64
Philippines	Department of Environment	Health programs	1	62,240.00
Philippines	Department of Health	Health programs	1	37,730.00
Portugal	40003899	Productivity or efficiency studies or implementation	1	130,632.60
Portugal	GAF MF	Business and corporate management consultation services	1	35,245.59
Portugal	LEADERSHIP BUSINESS CONSULTING CONS	Business and corporate management consultation services	1	108,084.29
Portugal	Universidade da Beira Interior	Economic analysis	1	65,445.03
Russian Federation	40003357	Sales and business promotion activities	1	41,868.93

\* For security and privacy reasons, the name of the contractor is not displayed when it includes the name of an individual.

2013 | Major contracts for services and works by UN organization

AGENCY				Total Value of
Location of Supplier	Name of Contractor	Description of Services	# Contracts	Contracts (USD)
<b>UNIDO continued</b>				
Russian Federation	40004039	Environmental reporting services	1	48,363.00
Russian Federation	40004184	Information technology consultation services	1	43,634.66
Russian Federation	Baseline Resources Company Limited	Corporate objectives or policy development	1	49,799.88
Russian Federation	Name withheld for security reasons*	Fishery industry and technology	1	64,394.96
Russian Federation	NPO Dekanter LLC	New industrial building and warehouse construction services	1	788,840.00
Russian Federation	PromTIS Engineering company	Environmental auditing	1	49,000.00
Russian Federation	Name withheld for security reasons*	Fisheries operations	1	149,370.00
Russian Federation	Name withheld for security reasons*	Information technology consultation services	1	249,335.00
Russian Federation	The Centre of Energy Diplomacy	Corporate objectives or policy development	1	49,899.79
Rwanda	Rwanda Environment Management Auth.	Environmental advisory services	1	137,000.00
Sao Tome and Principe	40003643	Environmental advisory services	1	119,000.00
Saudi Arabia	40003346	Heavy equipment installation and maintenance services	1	695,000.00
Saudi Arabia	Pan Gulf Industrial Systems	Environmental advisory services	1	33,000.00
Saudi Arabia	Pan Gulf Industrial Systems	Well plugging and abandonment services	2	613,967.00
Senegal	Direction de l'Environnement	Administrative acts ratification or implementation services	1	80,000.00
Senegal	Direction de l'Environnement	Environmental advisory services	3	198,550.00
Seychelles	Ministry of Environment and Energy	Environmental advisory services	1	110,000.00
Sierra Leone	40003715	Building construction management	1	360,000.00
Sierra Leone	Ahmy Services International Ltd.	Agricultural building construction services	3	236,117.00
Sierra Leone	Josdelvia Enterprises	Agricultural building construction services	1	56,256.17
Sierra Leone	The Palace Resort	Banquet and catering services	1	35,595.35
Singapore	30001924	Heavy equipment installation and maintenance services	1	1,640,000.00
Singapore	DHI Water and Environment Pte Ltd	Business and corporate management consultation services	1	40,233.58
Slovakia	Energy Changes s.r.o	Environmental advisory services	1	30,104.71
South Africa	Automotive Industry Development Cen	Trade facilitation	1	116,716.84
South Africa	ECO AFRICA	Environmental advisory services	2	113,872.01
South Sudan	40003590	Rural development	1	30,866.15
South Sudan	Malakal Vocational Training Centre	Fisheries operations	1	48,052.46
South Sudan	Malakal Vocational Training Centre	New business start up consultation services	1	321,100.00
South Sudan	SPACE Construction Co Ltd.	Agricultural building construction services	1	76,626.00
South Sudan	SPACE Construction Co Ltd.	Freight forwarders services	1	40,377.23
Spain	CIEMAT	Management support services	1	156,025.24
Spain	Trama TecnoAmbiental	Energy or utility consulting service	1	408,000.00
Spain	TST STAG S A	Heavy equipment installation and maintenance services	1	44,512.00
Sri Lanka	Ind Expo Certification Limited	Audit services	1	70,242.66
Sri Lanka	Ministry of Environment & Renewable	Environmental advisory services	1	171,000.00
Sri Lanka	NPC National Cleaner Production Ce	Environmental advisory services	1	49,000.00
Sri Lanka	NPC National Cleaner Production Ce	Environmental impact assessment	1	78,000.00
Sudan	Kardawie Eng Contracts & Building M	Fisheries operations	1	60,000.00
Sudan	Sea Port Corporation	Fishery industry and technology	1	34,420.29
Sudan	Suakin Fishing Cooperative	Fisheries operations	1	41,474.46
Swaziland	Swaziland Environment Authority	Environmental advisory services	1	150,000.00
Switzerland	40003654	Technical cooperation services	1	37,086.09
Switzerland	Bern University of Applied Sciences	Audit services	1	170,324.00
Switzerland	CSD Ingenieure und Geologen AG	Chemical management service	1	62,980.13
Switzerland	CSD Ingenieure und Geologen AG	Environmental advisory services	1	213,168.19
Switzerland	EMPA	Environmental safety services	1	40,705.56
Switzerland	Gaia Global SA	Environmental reporting services	1	49,771.84
Switzerland	GEOS Ingenieurs Conseils SA	Water pollution	2	114,093.23
Switzerland	Grand Hotel Suisse-Majestic	Banquet and catering services	1	141,003.29
Switzerland	International Trade Centre	Technical cooperation services	1	391,134.29
Switzerland	SOFIES Sarl	Business and corporate management consultation services	2	1,141,782.72
Switzerland	SOFIES Sarl	Environmental advisory services	1	271,739.13
Switzerland	Stocker Group Schweiz AG	Project administration or planning	2	321,909.14
Switzerland	UN Conference on Trade Development	Pharmaceutical production	1	135,685.79
Switzerland	World Intellectual Property Organiz	Technical cooperation services	1	290,753.59
Tajikistan	Committee on Environmental	Environmental advisory services	1	132,850.00
Thailand	40004378	Project administration or planning	1	380,000.00
Trinidad and Tobago	40004220	Environmental advisory services	1	149,850.00
Tunisia	Banque de financement des petites	Banking institutions	1	50,000.00
Tunisia	Environmental Protection Agency	Administrative reform services	1	245,000.00
Turkey	40003501	Industrial plant construction services	1	1,405,384.00
Turkey	Bilkent University - UNAM	Educational technology	1	87,000.00
Turkey	Name withheld for security reasons*	Industrial plant construction services	1	695,950.00
Turkey	Name withheld for security reasons*	Development	1	44,300.00
Turkey	Name withheld for security reasons*	Environmental advisory services	1	45,000.00
Turkey	Name withheld for security reasons*	Fruits and vegetables processing	1	43,000.00
Turkey	Name withheld for security reasons*	Environmental advisory services	2	90,332.80
Ukraine	CRECP - KCSIOE	Environmental reporting services	1	59,480.00
United Kingdom	40003481	Energy or utility consulting service	1	49,700.00
United Kingdom	40003555	Energy or utility consulting service	1	48,986.99
United Kingdom	40003695	Technical cooperation services	1	56,845.03
United Kingdom	Aqua Action for water sports Ltd	Health programs	2	1,776,580.39
United Kingdom	BLACKSMITH INITIATIVE UK	Technical cooperation services	1	35,877.86
United Kingdom	CIEH	Advertising agency services	1	33,559.78
United Kingdom	Linx News Ltd	Media placement and fulfillment	1	39,876.03
United Kingdom	National Measurement Office	Educational facilities	1	36,635.01
United Kingdom	Winning Moves	Educational facilities	1	53,350.72
United Kingdom	Winning Moves	Supply chain management	2	133,152.18
United Republic of Tanzania	Jomart Building	Agricultural building construction services	1	69,825.50
United Republic of Tanzania	Vice President's Office	Environmental reporting services	1	30,749.00
United States of America	Cleantech Open	Management support services	2	405,000.00
United States of America	Education Development Center Inc	Employment	2	252,500.00
Unspecified Countries	40003960	Energy or utility consulting service	1	30,969.85
Unspecified Countries	40004684	Assembly services	1	50,000.00
Unspecified Countries	MINISTERE ENVIRONNEMENT DRC	Environmental advisory services	1	178,870.00
Venezuela (Bolivarian Rep. of)	FONDOIN Fondo Venezolano de Recon	Environmental advisory services	1	250,000.00
Zambia	Takawira Enterprises	Building construction management	1	443,061.56
Zambia	Zambia Environmental Management Age	Environmental advisory services	1	130,000.00
<b>UNOG</b>				
Belgium	Name withheld for security reasons*	Travel and Food and Lodging and Entertainment Services	1	114,130.43
China	CHINA TRANSLATION & PUBLISHING CORP	Writing and translations	5	330,000.00
Ethiopia	SHEBELLE ETHIOPIA CONFERENCE SERVIC	Travel and Food and Lodging and Entertainment Services	1	100,000.00
France	ALTEAD INDUSTRIES SERVICES	Locksmith services	1	73,247.54
France	BEALAS ENERGIE SERVICES S.A.S - BES	Transportation repair or maintenance services	2	567,463.62
France	BOSCHER SIGNALTIQUE ET IMAGE	Building and Facility Construction and Maintenance Services	1	81,411.13
France	BOSCHER SIGNALTIQUE ET IMAGE	Other Services	3	33,762.23
France	CHATEAU DES COMTES DE CHALLES	Travel and Food and Lodging and Entertainment Services	2	65,363.10
France	EBSCO INFORMATION SERVICES SAS	Other Services	1	45,283.03
France	GLOBAWARE	Other Services	1	30,761.41
France	NRX	Software maintenance and support	1	37,809.65
France	PREZIOSO TECHNILOR	Building and Facility Construction and Maintenance Services	1	56,590.35
France	PREZIOSO TECHNILOR	Structural exterior cleaning services	4	212,402.28
Germany	ECOS-SYSTEMS GmbH	Other Services	1	213,429.35
Germany	EX LIBRIS (DEUTSCHLAND) GMBH	Software maintenance and support	1	85,286.68
Germany	Name withheld for security reasons*	Management advisory services	1	34,435.26
Germany	TV BUNDESLEISTUNGSZENTRUM KIENBAUM	Travel and Food and Lodging and Entertainment Services	1	39,888.82
India	HCL TECHNOLOGIES Ltd.	Management advisory services	1	80,000.00
Ireland	MICROSOFT IRELAND OPERATIONS LTD	Software maintenance and support	4	680,788.75
Ireland	MICROSOFT IRELAND OPERATIONS LTD	Software or hardware engineering	1	47,511.25
Israel	ECONOMIC COOPERATION FOUNDATION	Management advisory services	1	75,000.00
Italy	DIMENSIONE S.P.A	Building and Facility Construction and Maintenance Services	4	818,561.00
Italy	DIMENSIONE S.P.A	Building maintenance service	1	60,160.61
Italy	DIMENSIONE S.P.A	Locksmith services	2	1,222,722.17
Luxembourg	IMPRIMERIE CENTRALE	Printing	1	39,929.32

\* For security and privacy reasons, the name of the contractor is not displayed when it includes the name of an individual.



AGENCY	Location of Supplier	Name of Contractor	Description of Services	# Contracts	Total Value of Contracts (USD)
	<b>UNOG continued</b>				
Norway		ASTRIUM SERVICES BUSINESS COMMUN AS	Mobile communications services	2	84 437.37
Norway		ASTRIUM SERVICES ENTERPRISES AS	Mobile communications services	12	590 784.00
Norway		HOTEL SORIA MORIA CONFERENCE CENTRE	Travel and Food and Lodging and Entertainment Services	2	169 600.62
Norway		LIVESTUDIO STUDIO LIMITED	Other Services	1	55 000.00
Russian Federation		INTERDIALECT+ LLC	Writing and translations	4	250 000.00
Russian Federation		OAO GAZPROM PROMGAZ	Other Services	1	90 000.00
Russian Federation		TRANSLINK - 24 Ltd	Writing and translations	1	50 000.00
Sweden		RAW MATERIALS GROUP RMG AB	Other Services	1	30 000.00
Switzerland		** USE 76486** BUSINESS SUNRISE	Other Services	1	99 484.07
Switzerland		** USE 76486** BUSINESS SUNRISE	Software maintenance and support	1	229 302.56
Switzerland		Name withheld for security reasons*	Structural exterior cleaning services	1	45 075.31
Switzerland		ADECO RESSOURCES HUMAINES SA	Human resource development	4	477 526.88
Switzerland		AMERICAN EXPRESS Int. Inc. - AMEX Charge	Passenger transport	1	35 854 732.27
Switzerland		APROTEC SA	Building maintenance and repair services	3	125 524.18
Switzerland		ARCTICA SA	Other Services	1	30 000.00
Switzerland		ASCENSEURS SCHINDLER SA, Genève	Building and Facility Construction and Maintenance Services	1	399 775.66
Switzerland		ASCENSEURS SCHINDLER SA, Genève	Building maintenance and repair services	2	255 557.23
Switzerland		B+S INGENIEURS CONSEILS S.A.	Land surveying	2	81 019.29
Switzerland		Name withheld for security reasons*	Building and Facility Construction and Maintenance Services	1	768 050.52
Switzerland		Name withheld for security reasons*	Fire protection system and equipment maintenance or repair service	1	365 514.83
Switzerland		BECHTLE SUISSE ROMANDE	Software maintenance and support	1	52 942.11
Switzerland		CABLEX SA	Building and Facility Construction and Maintenance Services	7	787 410.00
Switzerland		CABLEX SA	Building maintenance and repair services	5	310 637.65
Switzerland		CAVECCHIA SA	Building and Facility Construction and Maintenance Services	1	467 899.89
Switzerland		CD TRAINING	Scientific vocational training services	2	106 790.75
Switzerland		CENTER FOR COMPETITION LAW	Other Services	1	37 366.07
Switzerland		CGI Immobilier	Management, Business Professionals, Administrative Services	10	4 717 416.76
Switzerland		CISCO SYSTEMS INTERNATIONAL BV	Management information systems MIS	1	98 000.00
Switzerland		CITERNES ET REVISIONS SARL	Building maintenance service	1	159 867.70
Switzerland		CJC SUISSE SA	Other Services	1	401 204.35
Switzerland		COMSOFT DIRECT SA (SOFTWARE)	Software maintenance and support	1	39 449.31
Switzerland		COMSOFT DIRECT SA (SOFTWARE)	System and system component administration services	1	30 046.23
Switzerland		CONSORTIUM HALLER-HEIMBERG	Land surveying	1	43 867.61
Switzerland		CONSTRUCTION PERRET SA	Building and Facility Construction and Maintenance Services	3	228 601.47
Switzerland		CUNI Lujeta-Blanchisserie Lavolux	Personal and Domestic Services	1	51 221.73
Switzerland		D.E.S. SYSTEMES DE SECURITE SA	Fire protection system and equipment maintenance or repair service	1	48 408.32
Switzerland		Name withheld for security reasons*	Building and Facility Construction and Maintenance Services	1	147 148.64
Switzerland		DIFFINCO S.A.	Software maintenance and support	1	36 934.95
Switzerland		Name withheld for security reasons*	Real estate services	1	154 000.00
Switzerland		EB-QUAL SA	Software maintenance and support	1	30 383.31
Switzerland		EGG-TELSA SA	Building maintenance and repair services	1	40 983.61
Switzerland		EGG-TELSA SA	Other Services	1	31 225.61
Switzerland		EMC COMPUTER SYSTEMS SA	Other Services	1	32 734.36
Switzerland		ENTREPRISE BELLONI SA	Building and Facility Construction and Maintenance Services	1	31 380.75
Switzerland		ETAVIS TSA SA	Other Services	1	221 143.19
Switzerland		ETAVIS TSA SA	Security systems services	2	414 834.35
Switzerland		Name withheld for security reasons*	Building and Facility Construction and Maintenance Services	1	1 108 845.33
Switzerland		Name withheld for security reasons*	Management, Business Professionals, Administrative Services	1	45 030.00
Switzerland		FIRST CLIMATE (SWITZERLAND) AG	Other Services	1	49 998.00
Switzerland		FONDATION DES IMMEUB. ORGAN.INTERN.	Management, Business Professionals, Administrative Services	7	1 687 291.00
Switzerland		FONDATION DES IMMEUB. ORGAN.INTERN.	Other Services	3	1 460 206.29
Switzerland		FONDATION DES IMMEUB. ORGAN.INTERN.	Travel and Food and Lodging and Entertainment Services	1	362 589.99
Switzerland		Name withheld for security reasons*	Building and Facility Construction and Maintenance Services	5	598 387.61
Switzerland		Name withheld for security reasons*	Plumbing system maintenance or repair	2	87 960.81
Switzerland		GARTNER SWITZERLAND GMBH	Management advisory services	1	142 380.00
Switzerland		Name withheld for security reasons*	Building and Facility Construction and Maintenance Services	5	376 897.65
Switzerland		HDI-GERLING Industrie Versicherung	Other Services	2	426 080.47
Switzerland		HEIDELBERG SUISSE SA	Other Services	1	34 591.19
Switzerland		Name withheld for security reasons*	Business and corporate management consultation services	1	365 297.69
Switzerland		HEWLETT PACKARD (SWITZERLAND) AG	Software maintenance and support	4	328 446.08
Switzerland		HILL-IMPULSO JV SA	Engineering and Research and Technology Based Services	3	776 015.98
Switzerland		Name withheld for security reasons*	Building and Facility Construction and Maintenance Services	1	38 588.75
Switzerland		HOTEL LE MIRADOR KEMPINSKY	Travel and Food and Lodging and Entertainment Services	1	167 175.00
Switzerland		HOTEL SUISSE MAJESTIC SA	Travel and Food and Lodging and Entertainment Services	1	111 658.93
Switzerland		HYPPROM SA	Production planning and control	1	31 858.62
Switzerland		IBM (SUISSE)	Other Services	2	93 331.21
Switzerland		IBM (SUISSE)	Software maintenance and support	2	472 967.31
Switzerland		ICVOLUNTEERS	Writing and translations	1	47 258.06
Switzerland		ID INTEGRATED DATA SA	Software maintenance and support	4	326 324.94
Switzerland		INSIGHT TECHNOLOGY SOLUTIONS AG	System and system component administration services	1	40 000.00
Switzerland		ISS FACILITY SERVICES SA	General building and office cleaning and maintenance services	2	3 978 239.65
Switzerland		ISS FACILITY SERVICES SA	Human resource development	2	251 790.32
Switzerland		IT TRAINING ACADEMY	Software or hardware engineering	1	100 110.25
Switzerland		JB JARDINS SA	Structural exterior cleaning services	2	471 234.15
Switzerland		JOHNSON CONTROLS SYS & SERVICE SARL	Plumbing system maintenance or repair	1	31 548.66
Switzerland		LACHENAL SA	Building and Facility Construction and Maintenance Services	1	73 304.16
Switzerland		LINALIS SARL	Other Services	1	33 472.80
Switzerland		LUMENS8 SA	Other Services	1	59 112.90
Switzerland		Name withheld for security reasons*	Other Services	1	37 499.45
Switzerland		Name withheld for security reasons*	Building and Facility Construction and Maintenance Services	3	2 580 106.78
Switzerland		Name withheld for security reasons*	Construction machinery and equipment rental or leasing services	1	67 762.05
Switzerland		Name withheld for security reasons*	Other Services	1	30 086.02
Switzerland		MEDIA VISION SARL	Management, Business Professionals, Administrative Services	1	462 563.06
Switzerland		MGI CONSULTANTS SA	Software or hardware engineering	1	55 099.23
Switzerland		MICROSOFT SWITZERLAND LTD LIAB.CO	Management advisory services	1	75 000.00
Switzerland		MICROSOFT SWITZERLAND LTD LIAB.CO	Software maintenance and support	3	228 030.32
Switzerland		Name withheld for security reasons*	Building and Facility Construction and Maintenance Services	1	51 819.18
Switzerland		OCE (Schweiz) AG	Office equipment rental or leasing services	2	182 352.28
Switzerland		ONET (SUISSE) SA	General building and office cleaning and maintenance services	2	150 803.72
Switzerland		POEYRY ENERGY CONSULT. (Schweiz) AG	Other Services	1	197 660.00
Switzerland		POINTVUE SARL	Other Services	1	34 990.60
Switzerland		PRICEWATERHOUSE COOPERS SA	Audit services	1	31 982.94
Switzerland		PRO-DATA LGI SA	Software or hardware engineering	1	57 987.22
Switzerland		PROJET9 ENVIRONMENTAL SOLUTION SARL	Building and Facility Construction and Maintenance Services	3	161 053.70
Switzerland		PROJET9 ENVIRONMENTAL SOLUTION SARL	Building maintenance service	1	43 763.68
Switzerland		Name withheld for security reasons*	Building and Facility Construction and Maintenance Services	2	174 847.25
Switzerland		Name withheld for security reasons*	Fire protection system and equipment maintenance or repair service	1	180 667.40
Switzerland		Name withheld for security reasons*	Locksmith services	1	89 552.24
Switzerland		RICOH SUISSE SA	Office equipment rental or leasing services	2	127 538.62
Switzerland		SAFE HOST SA	Data services	1	186 826.90
Switzerland		SCRASA SA	Building and Facility Construction and Maintenance Services	5	323 812.30
Switzerland		SECURETUDE SARL	Professional engineering services	1	90 933.33
Switzerland		SERVICES INDUSTRIELS DE GENEVE	Other Services	2	197 734.10
Switzerland		SHARP ELECTRONICS (SCHWEIZ) AG	Office equipment rental or leasing services	8	721 898.64
Switzerland		SIEMENS SUISSE SA	Fire protection system and equipment maintenance or repair service	1	35 449.74
Switzerland		SIEMENS SUISSE SA - BUILDING TECHNO	Building and Facility Construction and Maintenance Services	2	628 106.55
Switzerland		SIEMENS SUISSE SA - BUILDING TECHNO	Other Services	1	35 874.67
Switzerland		SIEMENS SUISSE SA - BUILDING TECHNO	Security systems services	2	284 762.43
Switzerland		SOC. EXPLOITATION HOTELS SEGHOR SA	Travel and Food and Lodging and Entertainment Services	2	104 863.39
Switzerland		SORACO SA (Societe Rte Assain CÔns)	Building and Facility Construction and Maintenance Services	1	96 148.42
Switzerland		STARLING HOTEL-CONFERENCE, STRADER	Travel and Food and Lodging and Entertainment Services	2	105 018.08
Switzerland		SUNNYSTORE SA	Structural exterior cleaning services	1	139 281.83
Switzerland		SUNRISE COMMUNICATIONS AG	Software maintenance and support	1	231 275.05
Switzerland		SWISSCOM (SUISSE) SA	Other Services	2	71 221.82
Switzerland		THYSSENKRUPP ASCENSEURS SA	Building maintenance and repair services	2	262 228.43

\* For security and privacy reasons, the name of the contractor is not displayed when it includes the name of an individual.

2013 | Major contracts for services and works by UN organization

AGENCY	Location of Supplier	Name of Contractor	Description of Services	# Contracts	Total Value of Contracts (USD)
<b>UNOG continued</b>					
	Switzerland	TOP-NET SERVICES SA	General building and office cleaning and maintenance services	3	225,997.76
	Switzerland	TYCO FIRE/ INTEGRATED SOLUTIONS SA	Building and Facility Construction and Maintenance Services	1	283,445.16
	Switzerland	TYCO FIRE/ INTEGRATED SOLUTIONS SA	Security systems services	1	177,201.98
	Switzerland	VON RO ECHAFAUDAGES SA	Building and Facility Construction and Maintenance Services	1	95,282.43
	Switzerland	XEROX AG	Office equipment rental or leasing services	1	185,355.65
	Switzerland	ZURICH COMPAGNIE D' ASSURANCE	Other Services	1	42,364.84
	Thailand	CENTRAL WORLD HOTEL COMPANY LIMITED	Other Services	1	30,774.01
	United Kingdom	MACE LIMITED	Engineering and Research and Technology Based Services	1	513,780.65
	United Kingdom	ROCKHOPPER TV PRODUCTIONS LTD.	Photographic services	1	98,634.29
	United Kingdom	WILLIS Limited	Other Services	1	204,171.24
	United Republic of Tanzania	CENTRAL CORRIDOR TTFA	Other Services	1	45,000.00
	United States of America	CSU INDUSTRIES INC	Software maintenance and support	1	67,457.00
	United States of America	ENVIRONMENTAL SYSTEMS RESEARCH INST	System and system component administration services	1	78,100.00
	United States of America	EPLUS SYSTEMS INC.	Engineering and Research and Technology Based Services	1	107,674.00
	United States of America	EX LIBRIS (USA) INC	Software maintenance and support	2	106,636.33
	United States of America	ROBOTECH CAD SOLUTIONS, INC	Software maintenance and support	1	104,012.00
	United States of America	TRIGYN Technologies Inc.	Computer services	3	374,930.00
	United States of America	TRIGYN Technologies Inc.	Management advisory services	9	726,760.00
<b>UNON</b>					
	Afghanistan	Name withheld for security reasons*	Building and Facility Construction and Maintenance Services	1	126,603.00
	Afghanistan	Name withheld for security reasons*	Management, Business Professionals, Administrative Services	1	69,977.00
	Afghanistan	AFGHAN INNOVATIVE CONSELLING BUREAU (AICB)	Building and Facility Construction and Maintenance Services	1	59,136.00
	Afghanistan	AFGHAN MUSLIM CONSTRUCTION COMPANY	Building and Facility Construction and Maintenance Services	1	64,410.00
	Afghanistan	Name withheld for security reasons*	Building and Facility Construction and Maintenance Services	1	36,623.00
	Afghanistan	Name withheld for security reasons*	Building and Facility Construction and Maintenance Services	1	73,387.00
	Afghanistan	Name withheld for security reasons*	Building and Facility Construction and Maintenance Services	1	385,326.00
	Afghanistan	Name withheld for security reasons*	Building and Facility Construction and Maintenance Services	1	123,440.00
	Afghanistan	Baghlan vehicles rent	Transportation and Storage and Mail Services	1	32,998.00
	Afghanistan	Balkh Vehicle Rent	Transportation and Storage and Mail Services	2	73,850.00
	Afghanistan	Bamyan Vehicle Rent	Transportation and Storage and Mail Services	1	61,513.00
	Afghanistan	Name withheld for security reasons*	Building and Facility Construction and Maintenance Services	1	73,227.50
	Afghanistan	BWBCC IN KANDAHAR	Building and Facility Construction and Maintenance Services	1	67,278.00
	Afghanistan	CTG GLOBAL	Management, Business Professionals, Administrative Services	5	439,042.05
	Afghanistan	EGHCC IN HELMAND	Building and Facility Construction and Maintenance Services	1	70,484.00
	Afghanistan	Farah vehicles rent	Transportation and Storage and Mail Services	1	54,021.67
	Afghanistan	Ghor Vehicle Rent	Transportation and Storage and Mail Services	1	31,899.21
	Afghanistan	Name withheld for security reasons*	Building and Facility Construction and Maintenance Services	1	135,545.00
	Afghanistan	Helmand Vehicles rent	Transportation and Storage and Mail Services	1	63,000.00
	Afghanistan	IDG Security (Afghanistan) Ltd.	Security and Safety Services and Public Order	1	69,750.00
	Afghanistan	Kabul Vehicle Rent	Transportation and Storage and Mail Services	1	100,015.55
	Afghanistan	Kapisa Vehicle Rent	Transportation and Storage and Mail Services	2	114,759.24
	Afghanistan	Name withheld for security reasons*	Engineering and Research and Technology Based Services	1	71,550.00
	Afghanistan	Name withheld for security reasons*	Management, Business Professionals, Administrative Services	1	42,000.00
	Afghanistan	New Bost Construction Co. Ltd	Building and Facility Construction and Maintenance Services	1	211,619.00
	Afghanistan	Ningarhar Vehicle Rent	Transportation and Storage and Mail Services	1	43,928.31
	Afghanistan	NORTHERN SISTAN CONSTRUCTION COMPANY	Building and Facility Construction and Maintenance Services	3	169,408.60
	Afghanistan	NORTHERN SISTNA CONSTRUCTION COMPANY(NSCC)	Building and Facility Construction and Maintenance Services	1	122,795.00
	Afghanistan	Name withheld for security reasons*	Building and Facility Construction and Maintenance Services	1	101,805.00
	Afghanistan	Panjshir Vehicle Rent	Transportation and Storage and Mail Services	2	96,346.60
	Afghanistan	Parwan Vehicle Rent	Transportation and Storage and Mail Services	2	116,811.51
	Afghanistan	PCC-PATIALAY CONSTRUCTION COMAPNY	Building and Facility Construction and Maintenance Services	1	62,500.00
	Afghanistan	Name withheld for security reasons*	Management, Business Professionals, Administrative Services	1	53,315.00
	Afghanistan	SHINE CRYSTAL CONSTRUCTION COMPANY(SKCC)	Building and Facility Construction and Maintenance Services	1	145,201.00
	Afghanistan	Name withheld for security reasons*	Engineering and Research and Technology Based Services	1	95,500.00
	Afghanistan	Name withheld for security reasons*	Building and Facility Construction and Maintenance Services	1	63,970.00
	Argentina	EDICIONES INFINITO	Editorial and Design and Graphic and Fine Art Services	1	36,380.00
	Anuba	RENAISSANCE ARUBA RESORT AND CASINO	Travel and Food and Lodging and Entertainment Services	1	34,054.10
	Australia	CSIRO	Farming and Fishing and Forestry and Wildlife Contracting Services	1	50,000.00
	Brazil	Centro Integrado de Estudos e Programas de Desenovo	Financial and Insurance Services	1	37,000.00
	Brazil	DashTI Tecnologia Consultoria em Informatica Ltda.	Engineering and Research and Technology Based Services	1	38,845.02
	Brazil	Name withheld for security reasons*	Management, Business Professionals, Administrative Services	1	48,000.00
	Brazil	SOLAR FORMACAO, PESQUISA E GESTAO LTDA - EPP	Education and Training Services	1	192,000.00
	Brazil	UNOPS	Management, Business Professionals, Administrative Services	1	367,794.00
	Burkina Faso	SPLENDID HOTEL	Travel and Food and Lodging and Entertainment Services	1	40,733.70
	Cameroon	Hotel Franco	Travel and Food and Lodging and Entertainment Services	1	32,032.06
	Canada	GLOBESCAN INCORPORATED	Education and Training Services	1	80,000.00
	Canada	ICAO	Editorial and Design and Graphic and Fine Art Services	1	69,762.87
	Canada	ICAO	Management, Business Professionals, Administrative Services	2	126,295.67
	Canada	JRD CONSULTING COMPANY	Education and Training Services	1	44,050.00
	Canada	MDA GEOSPATIAL SERVICES INC.	Engineering and Research and Technology Based Services	2	134,008.75
	Canada	Name withheld for security reasons*	Travel and Food and Lodging and Entertainment Services	1	190,515.58
	Canada	REVENUE QUEBEC	Financial and Insurance Services	2	463,744.71
	Canada	SITQ CENTRE DE COM. MONDIAL DE MONTREAL	Management, Business Professionals, Administrative Services	2	2,803,764.94
	Canada	SITQ INC. - 1000 de la Gauchetiere	Financial and Insurance Services	1	843,883.08
	Canada	SITQ INC. - 1000 de la Gauchetiere	Management, Business Professionals, Administrative Services	2	1,676,148.31
	Canada	Solutions TLM	Editorial and Design and Graphic and Fine Art Services	2	108,160.53
	Canada	TELUUS QUEBEC	Public Utilities and Public Sector Related Services	1	54,078.55
	Canada	TNT INTERNATIONAL EXPRESS LTD	Transportation and Storage and Mail Services	2	105,872.19
	Canada	Unimasoft	Editorial and Design and Graphic and Fine Art Services	2	79,520.62
	Canada	VINCIPARK	Financial and Insurance Services	1	52,776.41
	Canada	VINCIPARK	Management, Business Professionals, Administrative Services	2	102,576.93
	Chile	CEPAL CHILE	Financial and Insurance Services	1	37,575.00
	China	CHINA TRANSLATION AND PUBLISHING CORPORATION	Education and Training Services	1	200,000.00
	China	Name withheld for security reasons*	Financial and Insurance Services	1	35,412.00
	Colombia	FUNDACIAT	Management, Business Professionals, Administrative Services	1	45,000.00
	Colombia	GEOGRAFIA URBANA LTDA	Environmental Services	1	35,218.34
	Colombia	Name withheld for security reasons*	Management, Business Professionals, Administrative Services	1	42,714.35
	Colombia	ORDEN DE CARMELITAS DESCALZOS	Travel and Food and Lodging and Entertainment Services	1	61,427.79
	Congo	Ledger Plaza (LAALICO Brazzaville)	Travel and Food and Lodging and Entertainment Services	1	32,008.61
	Denmark	DANISH INTERPRETATION SYSTEMS	Transportation and Storage and Mail Services	1	56,740.00
	Denmark	Gdnatur	Environmental Services	1	33,314.98
	Djibouti	OMINCO GROUP LTD	Financial and Insurance Services	16	814,639.25
	Ecuador	Camaren	Building and Facility Construction and Maintenance Services	1	49,441.95
	Ecuador	Servicios para el Desarrollo Sustentable SDS Cia. L	Public Utilities and Public Sector Related Services	1	43,745.56
	Egypt	Name withheld for security reasons*	Management, Business Professionals, Administrative Services	1	30,000.00
	France	ABYSSE	Engineering and Research and Technology Based Services	1	44,097.69
	France	CHECK-IN FILMS	Editorial and Design and Graphic and Fine Art Services	1	37,964.00
	France	EURINF	Management, Business Professionals, Administrative Services	1	33,199.46
	France	FEDERAL EXPRESS (FEDEX)	Transportation and Storage and Mail Services	1	61,398.48
	France	FRANCE LIBERTES - FONDATION DANIELLE MITTERRAND	Management, Business Professionals, Administrative Services	2	340,800.32
	France	FRANCE TELECOM	Public Utilities and Public Sector Related Services	1	49,463.81
	France	GSF TREVISE	Management, Business Professionals, Administrative Services	1	80,427.99
	France	MESSAGGIO STUDIOS	Engineering and Research and Technology Based Services	1	40,740.00
	France	ORANGE FRANCE	Engineering and Research and Technology Based Services	1	51,139.41
	France	SCPI PATRIMOINE FONCIER	Management, Business Professionals, Administrative Services	2	2,593,953.66
	France	TEAM WORK SAS	Management, Business Professionals, Administrative Services	1	45,546.70
	France	TEAM WORK SAS	Travel and Food and Lodging and Entertainment Services	1	136,121.80
	France	UNIVERSITE DE PERPIGNAN VIA DOMITIA	Engineering and Research and Technology Based Services	1	85,545.20
	France	YATEO	Engineering and Research and Technology Based Services	1	82,597.14
	Germany	DERAG LIVINGHOTEL KANZLER	Travel and Food and Lodging and Entertainment Services	1	31,402.47
	Germany	Name withheld for security reasons*	Editorial and Design and Graphic and Fine Art Services	1	33,929.00
	Germany	FICHTNER WATER & TRANSPORTATION GMBH	Engineering and Research and Technology Based Services	1	374,299.74
	Germany	GEFEG mbH	Engineering and Research and Technology Based Services	1	30,651.29
	Germany	United Nations University, International Human Div	Management, Business Professionals, Administrative Services	2	89,000.00
	Germany	WESTTOURS TRAVEL	Financial and Insurance Services	1	101,701.57

\* For security and privacy reasons, the name of the contractor is not displayed when it includes the name of an individual.

## Major contracts for services and works by UN organization | 2013

AGENCY	Location of Supplier	Name of Contractor	Description of Services	# Contracts	Total Value of Contracts (USD)
UNON continued					
Greece		BYTE COMPUTER ABBE	Engineering and Research and Technology Based Services	1	31,157.39
Greece		HELLAS ON LINE	Public Utilities and Public Sector Related Services	1	36,193.03
Greece		NATIONAL HELLENIC RESEARCH FOUNDATION	Management, Business Professionals, Administrative Services	1	202,370.01
India		Environmental Management Centre LLP	Environmental Services	1	50,000.00
India		International Procurement and Consultancy Pvt Limi	Management, Business Professionals, Administrative Services	1	63,990.00
India		LOCHAN & CO	Financial and Insurance Services	1	49,394.00
Iraq		Name withheld for security reasons*	Building and Facility Construction and Maintenance Services	1	39,843.00
Iraq		AZAD COMPANY	Building and Facility Construction and Maintenance Services	1	149,960.00
Iraq		Bakka Co. for General Contracts	Building and Facility Construction and Maintenance Services	1	139,231.00
Iraq		LAVA COMPANY	Building and Facility Construction and Maintenance Services	1	149,831.00
Iraq		Name withheld for security reasons*	Building and Facility Construction and Maintenance Services	1	149,967.00
Iraq		Name withheld for security reasons*	Management, Business Professionals, Administrative Services	1	133,316.00
Ireland		VMWARE INTERNATIONAL LTD	Engineering and Research and Technology Based Services	1	53,981.93
Israel		ORAD CONTROL SOLUTIONS LTD	Building and Facility Construction and Maintenance Services	3	4,787,490.95
Israel		ORAD CONTROL SYSTEM	Building and Facility Construction and Maintenance Services	2	375,000.00
Italy		Food and Agriculture Organization (FAO)	Management, Business Professionals, Administrative Services	1	146,000.00
Italy		S.E.N SPA	Travel and Food and Lodging and Entertainment Services	1	93,076.92
Jamaica		Name withheld for security reasons*	Editorial and Design and Graphic and Fine Art Services	1	34,000.00
Jamaica		ROSE HALL RESORTS & COUNTRY CLUB	Public Utilities and Public Sector Related Services	1	35,102.50
Jamaica		THE JAMAICA PEGASUS HOTEL	Travel and Food and Lodging and Entertainment Services	1	50,533.45
Jamaica		WYNDHAM KINGSTON	Travel and Food and Lodging and Entertainment Services	1	47,579.00
Japan		Fukuoka Habitat Kenkyukai	Management, Business Professionals, Administrative Services	1	1,316,734.00
Japan		Institute for Global Environmental Strategies	Environmental Services	1	80,000.00
Jordan		Name withheld for security reasons*	Management, Business Professionals, Administrative Services	1	30,000.00
Jordan		Name withheld for security reasons*	Building and Facility Construction and Maintenance Services	1	222,663.00
Kenya		ALFATECH CONTRACTORS LIMITED	Building and Facility Construction and Maintenance Services	1	131,625.39
Kenya		AMREF FLYING DOCTOR SERVICE	Healthcare Services	1	52,150.00
Kenya		APOLLO TOURS & TRAVEL LTD.	Transportation and Storage and Mail Services	2	157,626.87
Kenya		ASYST INTELLIGENCE (K) LTD	Management, Business Professionals, Administrative Services	1	106,149.00
Kenya		Name withheld for security reasons*	Building and Facility Construction and Maintenance Services	2	335,000.00
Kenya		Name withheld for security reasons*	Financial and Insurance Services	1	95,377.27
Kenya		COMPUTECH LIMITED	Engineering and Research and Technology Based Services	1	38,000.00
Kenya		DHL WORLDWIDE EXPRESS (KENYA) LTD	Transportation and Storage and Mail Services	3	190,000.00
Kenya		Name withheld for security reasons*	Building and Facility Construction and Maintenance Services	1	843,406.45
Kenya		G4S FIRE SERVICES (K) LTD	Security and Safety Services and Public Order	1	55,020.21
Kenya		GALLAGHER POWER FENCING (E.A.) LTD.	Building and Facility Construction and Maintenance Services	2	152,860.03
Kenya		GALLAGHER POWER FENCING (E.A.) LTD.	Engineering and Research and Technology Based Services	1	76,803.59
Kenya		GEOKARMA CONSTRUCTION LTD	Building and Facility Construction and Maintenance Services	1	195,766.72
Kenya		GLORY RENT A CAR	Transportation and Storage and Mail Services	2	288,219.94
Kenya		HEIDELBERG E.A. LTD	Engineering and Research and Technology Based Services	1	33,801.96
Kenya		HORIZON LIMITED	Building and Facility Construction and Maintenance Services	1	219,585.75
Kenya		IBM EAST AFRICA LIMITED	Engineering and Research and Technology Based Services	1	48,082.46
Kenya		KENMAS CONTRACTORS & SUPPLIERS LTD	Building and Facility Construction and Maintenance Services	1	34,500.00
Kenya		LAICO REGENCY HOTEL	Travel and Food and Lodging and Entertainment Services	2	67,800.00
Kenya		LAKE NAIVASHA SIMBA LODGE	Travel and Food and Lodging and Entertainment Services	1	63,006.95
Kenya		LAVAGE LAUNDRETTE & DRYCLEANERS	Industrial Cleaning Services	1	33,664.91
Kenya		LAXMANBHAI CONSTRUCTION LTD.	Building and Facility Construction and Maintenance Services	3	13,235,969.99
Kenya		MAKIGA ENGINEERING SERVICES LTD	Transportation and Storage and Mail Services	1	113,451.36
Kenya		MFI OFFICE SOLUTIONS	Management, Business Professionals, Administrative Services	7	414,259.05
Kenya		Name withheld for security reasons*	Editorial and Design and Graphic and Fine Art Services	1	76,000.00
Kenya		NAIROBI CITY WATER & SEWERAGE COMPANY LTD	Public Utilities and Public Sector Related Services	1	109,183.41
Kenya		ORIENTAL CONSTRUCTION COMPANY LTD	Building and Facility Construction and Maintenance Services	1	199,270.24
Kenya		OUTDOOR OCCASIONS	Portable buildings and structures	1	30,837.20
Kenya		PARAPET LIMITED	Industrial Cleaning Services	1	32,899.45
Kenya		PATHOLOGISTS LANCET KENYA LIMITED	Healthcare Services	1	121,877.15
Kenya		PEGRUME LTD	Building and Facility Construction and Maintenance Services	1	53,988.96
Kenya		PEWIN CABS LTD	Transportation and Storage and Mail Services	1	70,000.00
Kenya		SAFARICOM LIMITED	Public Utilities and Public Sector Related Services	6	390,500.00
Kenya		SPARR DRILLING COMPANY LTD	Engineering and Research and Technology Based Services	1	128,707.18
Kenya		TELKOM KENYA LTD	Public Utilities and Public Sector Related Services	1	342,000.00
Kenya		WHITE ROSE DRYCLEANERS LTD	Industrial Cleaning Services	1	77,477.67
Malta		FCM TRAVEL SOLUTIONS	Travel and Food and Lodging and Entertainment Services	1	79,877.33
Mexico		OPERADORA DE INMUEBLES PLAZA MAGNA SANTA FE SA DE	Travel and Food and Lodging and Entertainment Services	1	50,665.36
Mongolia		Max Tower	Management, Business Professionals, Administrative Services	1	138,308.00
Namibia		TECNONAM	Building and Facility Construction and Maintenance Services	1	164,366.34
Netherlands		MDF TRAINING & CONSULTANCY BV	Management, Business Professionals, Administrative Services	1	99,800.00
Netherlands		PRE CONSULTANTS B.V.	Management, Business Professionals, Administrative Services	1	40,000.00
Netherlands		The Hague Academy for Local Governance	Education and Training Services	1	109,127.00
New Zealand		INSTITUTE OF ENVIRONMENTAL SCIENCE & RESEARCH LTD	Management, Business Professionals, Administrative Services	1	30,160.00
Oman		CROWNE PLAZA MUSCAT	Travel and Food and Lodging and Entertainment Services	1	34,020.34
Pakistan		Auto Point and Rent a Car	Transportation and Storage and Mail Services	1	49,682.31
Pakistan		ENGINEERS GROUP	Building and Facility Construction and Maintenance Services	1	102,101.48
Pakistan		Evergreen Water Technologies	Management, Business Professionals, Administrative Services	1	45,859.80
Pakistan		Name withheld for security reasons*	Transportation and Storage and Mail Services	1	30,348.44
Pakistan		GMS Builder and developers	Building and Facility Construction and Maintenance Services	1	39,095.98
Pakistan		Hamdani Travels	Travel and Food and Lodging and Entertainment Services	1	62,571.89
Pakistan		Name withheld for security reasons*	Public Utilities and Public Sector Related Services	1	48,630.11
Pakistan		IMEX Associates	Building and Facility Construction and Maintenance Services	1	40,655.71
Pakistan		Name withheld for security reasons*	Financial and Insurance Services	2	71,226.38
Pakistan		Name withheld for security reasons*	Transportation and Storage and Mail Services	2	91,046.36
Pakistan		Office Inland Revenue Regional Tax Office	Financial and Insurance Services	2	310,876.86
Pakistan		PCRWR	Engineering and Research and Technology Based Services	1	30,498.67
Pakistan		Name withheld for security reasons*	Transportation and Storage and Mail Services	1	49,035.94
Pakistan		Name withheld for security reasons*	Management, Business Professionals, Administrative Services	1	107,139.58
Pakistan		Tourism Promotion Services Pakistan Limited	Management, Business Professionals, Administrative Services	1	51,500.00
Pakistan		UNDP Pakistan	Management, Business Professionals, Administrative Services	1	70,000.00
Pakistan		UNDP Pakistan	Security and Safety Services and Public Order	1	45,062.68
Pakistan		Waseela Motors	Transportation and Storage and Mail Services	1	42,999.58
Panama		Name withheld for security reasons*	Public Utilities and Public Sector Related Services	1	42,001.00
Panama		Mister Klean Overseas International, Inc.	Industrial Cleaning Services	1	36,784.61
Qatar		InterContinental Doha The City	Travel and Food and Lodging and Entertainment Services	1	58,663.02
Republic of Korea		Songdo BRIDGE Hotel	Travel and Food and Lodging and Entertainment Services	1	32,130.00
Romania		EAU DE WEB	Editorial and Design and Graphic and Fine Art Services	2	101,250.00
Romania		EAU DE WEB SRL	Editorial and Design and Graphic and Fine Art Services	1	54,865.00
Russian Federation		SHERATON PALACE HOTEL MOSCOW	Travel and Food and Lodging and Entertainment Services	1	36,448.45
Rwanda		SYMPOSIA CONSULT LTD	Travel and Food and Lodging and Entertainment Services	1	32,258.00
Senegal		NGOR DIARAMA HOTEL	Travel and Food and Lodging and Entertainment Services	1	62,827.25
Somalia		Name withheld for security reasons*	Building and Facility Construction and Maintenance Services	1	559,097.78
Somalia		Name withheld for security reasons*	Building and Facility Construction and Maintenance Services	1	567,104.61
Somalia		Name withheld for security reasons*	Building and Facility Construction and Maintenance Services	1	639,593.12
Somalia		Name withheld for security reasons*	Building and Facility Construction and Maintenance Services	1	635,175.07
Somalia		JIBCCON CONSTRUCTION COMPANY	Building and Facility Construction and Maintenance Services	1	1,182,777.08
Somalia		TARAN ENGINEERING AND CONSTRUCTION COMPANY	Building and Facility Construction and Maintenance Services	1	51,626.02
South Africa		ARUP (PTY) LTD.	Engineering and Research and Technology Based Services	1	291,000.00
South Africa		BRIDGING TECHNOLOGIES CAPE (PTY) LTD	Engineering and Research and Technology Based Services	1	462,067.03
South Africa		CAPE TOWN INTERNATIONAL CONVENTION	Management, Business Professionals, Administrative Services	1	77,838.32
South Africa		DIMENSION DATA (PTY) LTD	Engineering and Research and Technology Based Services	1	31,850.91
South Africa		PROTEA HOTEL FIRE & ICE! CAPE TOWN	Travel and Food and Lodging and Entertainment Services	1	30,539.94
Switzerland		Best Western Hotel	Travel and Food and Lodging and Entertainment Services	1	30,501.43
Switzerland		CGI Immobilier SA	Building and Facility Construction and Maintenance Services	2	293,161.17
Switzerland		CGI Immobilier SA	Management, Business Professionals, Administrative Services	8	784,067.94
Switzerland		FOUNDATION DES IMMEUBLES POUR LES ORG. INTL.	Management, Business Professionals, Administrative Services	2	235,016.63
Switzerland		FOUNDATION DES IMMEUBLES POUR LES ORG. INTL.	Travel and Food and Lodging and Entertainment Services	2	131,891.03
Switzerland		HOTEL VICTORIA GLION	Travel and Food and Lodging and Entertainment Services	1	36,223.93
Thailand		FUJI XEROX (THAILAND) CO. LTD	Engineering and Research and Technology Based Services	1	68,123.47

\* For security and privacy reasons, the name of the contractor is not displayed when it includes the name of an individual.

2013 | Major contracts for services and works by UN organization

AGENCY				Total Value of
Location of Supplier	Name of Contractor	Description of Services	# Contracts	Contracts (USD)
<b>UNON continued</b>				
Thailand	THE CREATIVE PARTNERSHIP	Editorial and Design and Graphic and Fine Art Services	1	45,447.63
Uganda	KAGGA AND PARTNERS LTD	Management, Business Professionals, Administrative Services	1	54,535.47
Uganda	KOL SERVICES LIMITED	Editorial and Design and Graphic and Fine Art Services	1	100,000.00
United Arab Emirates	CITY SEASONS SUITES DUBAI	Travel and Food and Lodging and Entertainment Services	2	66,721.98
United Arab Emirates	Yas Island Rotana	Travel and Food and Lodging and Entertainment Services	3	132,241.81
United Kingdom	BANSON (WORLDSTAGE PROMOTIONS LTD)	Editorial and Design and Graphic and Fine Art Services	2	202,985.00
United Kingdom	BANSON (WORLDSTAGE PROMOTIONS LTD)	Manufacturing support services	2	284,618.82
United Kingdom	INFORMA UK LTD.	Editorial and Design and Graphic and Fine Art Services	1	65,950.00
United Kingdom	INFORMA UK LTD.	Management, Business Professionals, Administrative Services	1	47,988.00
United Kingdom	Seascope Consultants Ltd.	Environmental Services	1	43,000.00
United Kingdom	SHEARGOLD LIMITED	Transportation and Storage and Mail Services	1	102,685.00
United Kingdom	SMI (DISTRIBUTION SERVICES) LTD	Editorial and Design and Graphic and Fine Art Services	1	56,928.61
United Kingdom	THE BANSON/WORLD SPOTLIGHT II LTD	Engineering and Research and Technology Based Services	1	67,665.00
United Kingdom	TYPE B LTD	Editorial and Design and Graphic and Fine Art Services	1	57,047.00
United Republic of Tanzania	DABENCO ENTERPRISES LTD	Building and Facility Construction and Maintenance Services	1	116,000.00
United Republic of Tanzania	TUKWALE ENTERPRISE LTD	Building and Facility Construction and Maintenance Services	1	71,741.93
United States of America	AMERICAN MUSEUM OF NATURAL HISTORY	Travel and Food and Lodging and Entertainment Services	1	150,000.00
United States of America	CSA Ocean Sciences Inc	Management, Business Professionals, Administrative Services	1	80,862.96
United States of America	DUKE UNIVERSITY PRESS	Editorial and Design and Graphic and Fine Art Services	1	50,000.00
United States of America	Name withheld for security reasons*	Management, Business Professionals, Administrative Services	2	147,794.80
United States of America	ICF International	Management, Business Professionals, Administrative Services	1	31,739.00
United States of America	I-SITE INC.	Engineering and Research and Technology Based Services	1	30,000.00
United States of America	ONE UN NEW YORK	Travel and Food and Lodging and Entertainment Services	2	97,476.17
United States of America	VIMWARE, INC.	Engineering and Research and Technology Based Services	1	67,597.20
United States of America	WORLD RESOURCES INSTITUTE	Environmental Services	2	60,000.00
<b>UNOPS</b>				
Afghanistan	3D Company	Communications vocational training services	1	43,900.00
Afghanistan	Name withheld for security reasons*	Agricultural commercial banking services	1	50,596.26
Afghanistan	Name withheld for security reasons*	Specialized public building construction services	1	704,300.39
Afghanistan	Name withheld for security reasons*	Single family home remodeling addition and repair service	1	204,843.10
Afghanistan	Name withheld for security reasons*	Well engineering	1	36,065.20
Afghanistan	Name withheld for security reasons*	Agricultural commercial banking services	1	46,487.74
Afghanistan	ABRAM GLOBAL GROUP (C)	Agricultural commercial banking services	2	358,606.96
Afghanistan	ABRAM GLOBAL GROUP (C)	Parking lot or road maintenance or repairs or services	3	5,032,320.44
Afghanistan	ABRAM GLOBAL GROUP (C)	Specialized public building construction services	1	1,275,282.79
Afghanistan	ABRAM GLOBAL GROUP (C)	Well engineering	5	690,909.15
Afghanistan	Abram Global Group (Construction)	Specialized public building construction services	1	239,498.21
Afghanistan	Accessibility Org. for Afghan Disabled	Disarmament	1	177,172.00
Afghanistan	Afghan Amputee Bicyclists for Reh. & Rec	Disarmament	1	54,532.00
Afghanistan	Afghan Builders Consortium	Specialized public building construction services	1	230,000.00
Afghanistan	Afghan Coordination & Logistics Unit	Well engineering	1	45,378.62
Afghanistan	AFGHAN GHORI CONSTRUCTION CO.	Well engineering	4	224,725.47
Afghanistan	AFGHAN KARGAR CONSTRUCTION CO	Agricultural commercial banking services	1	52,706.45
Afghanistan	AFGHAN KARGAR CONSTRUCTION CO	Well engineering	2	97,030.25
Afghanistan	Afghan Landmine Survivors Organization	Disarmament	1	151,868.00
Afghanistan	AFGHAN LUCKY CONSTRUCTION CO.	Well engineering	3	178,531.99
Afghanistan	Afghan National Police	Security guard services	1	51,600.01
Afghanistan	Afghan National Police	Surveillance or alarm maintenance or monitoring	1	119,017.96
Afghanistan	AFGHAN RED CRESCENT SOCIETY	Disarmament	2	273,138.00
Afghanistan	Afghan Sadaqat Construction & R. B. Co.	Highway and road new construction service	1	7,698,638.25
Afghanistan	Afghan Sadaqat Construction Co	Agricultural commercial banking services	2	239,966.38
Afghanistan	Afghan Sedaqat Construction Co	Well engineering	2	517,006.29
Afghanistan	AFGHAN TECHNICAL CONSULTANTS (ATC)	Disarmament	9	1,762,898.00
Afghanistan	Afghan Telecom	Internet service providers ISP	1	30,600.00
Afghanistan	Afghan Wardak & Mega City Construction C	Parking lot or road maintenance or repairs or services	2	642,801.26
Afghanistan	Name withheld for security reasons*	Well engineering	1	42,043.71
Afghanistan	AIMTEIC ACADEMY	Disarmament	1	42,412.00
Afghanistan	Al- Hooti Construction LLC	Specialized public building construction services	1	6,376,074.63
Afghanistan	Alaska Construction & Engineering Company	Specialized public building construction services	1	360,965.14
Afghanistan	AMAN AFGHAN CONSTRUCTION COMPANY	Well engineering	1	40,271.17
Afghanistan	Name withheld for security reasons*	Regional development planning services	1	160,618.00
Afghanistan	APWO Const. & Const. Materials Company	Specialized public building construction services	2	159,454.33
Afghanistan	Arab Shah Construction Co Ltd	Well engineering	2	135,803.84
Afghanistan	Name withheld for security reasons*	Well engineering	1	53,178.52
Afghanistan	Name withheld for security reasons*	Agricultural commercial banking services	2	81,723.36
Afghanistan	Name withheld for security reasons*	Well engineering	4	245,675.00
Afghanistan	Name withheld for security reasons*	Agricultural commercial banking services	1	48,382.51
Afghanistan	Name withheld for security reasons*	Well engineering	1	64,151.72
Afghanistan	Name withheld for security reasons*	Agricultural commercial banking services	1	107,224.18
Afghanistan	Name withheld for security reasons*	Well engineering	6	417,848.31
Afghanistan	Asia Geo Engineering & Ally Eng. Service	Parking lot or road maintenance or repairs or services	2	337,800.00
Afghanistan	Asia Geo Engineering & Ally Eng. Service	School building construction service	1	60,000.00
Afghanistan	ATAL AFGHAN & AUTO LINK COM	Well engineering	2	108,934.12
Afghanistan	Name withheld for security reasons*	Highway and road new construction service	1	94,000.00
Afghanistan	AUTOMOTIVE MANAGEMENT SERVICES	Vehicle maintenance and repair services	1	58,997.00
Afghanistan	Name withheld for security reasons*	Hospital construction service	1	2,550,000.00
Afghanistan	AZMOON CONSTRUCTION CO	Agricultural commercial banking services	1	61,622.88
Afghanistan	AZMOON CONSTRUCTION CO	Well engineering	1	435,031.84
Afghanistan	Bakhtar Afghan Construction Company	Agricultural commercial banking services	1	90,597.74
Afghanistan	Bakhtar Afghan Construction Company	School building construction service	1	500,000.00
Afghanistan	Bakhtar Afghan Construction Company	Well engineering	1	147,731.54
Afghanistan	BARAKI CONSTRUCTION COMPANY	Specialized public building construction services	1	145,453.31
Afghanistan	BARICH ROAD AND CONSTRUCTION COMPANY	Agricultural commercial banking services	2	156,731.38
Afghanistan	BARICH ROAD AND CONSTRUCTION COMPANY	Well engineering	9	761,382.67
Afghanistan	Name withheld for security reasons*	Agricultural commercial banking services	1	184,310.12
Afghanistan	Benaganar Construction & Road Company	Parking lot or road maintenance or repairs or services	2	147,003.17
Afghanistan	Name withheld for security reasons*	Agricultural commercial banking services	3	322,492.15
Afghanistan	Buildtech Engineering and Cons Company	Agricultural commercial banking services	1	162,311.12
Afghanistan	Buildtech Engineering and Cons Company	Well engineering	1	94,431.08
Afghanistan	CINDERELLA GHBH CONSTRUCTION COMPANY	Agricultural commercial banking services	1	160,486.38
Afghanistan	CINDERELLA GHBH CONSTRUCTION COMPANY	Well engineering	3	564,315.81
Afghanistan	CONSOLIDATED BUILDERS COMPANY	Well engineering	2	94,018.69
Afghanistan	CONSULTANT BUREAU FOR RECONSTRUCTION CBR	Agricultural commercial banking services	1	34,000.10
Afghanistan	CONSULTANT BUREAU FOR RECONSTRUCTION CBR	Well engineering	2	318,000.16
Afghanistan	Name withheld for security reasons*	Energy use reduction measures	1	94,858.66
Afghanistan	DAMKORAK CDC	Agricultural commercial banking services	1	46,570.94
Afghanistan	DEHJOY CDC	Agricultural commercial banking services	1	49,378.16
Afghanistan	DEMNING AGENCY FOR AFGHANISTAN (DAFA)	Disarmament	5	2,507,246.00
Afghanistan	Development & Ability Organization	Disarmament	1	45,000.00
Afghanistan	DEVELOPMENT & EVOLUTION CONSTRUCTION CO.	Airport terminal and hanger construction	1	165,399.00
Afghanistan	Domani Construction Company	Hospital construction service	1	444,134.63
Afghanistan	Eagle Star Logistics and Construction Co	High speed circuit switched dial up services	1	38,600.00
Afghanistan	Eastern Arrow Construction Co	Specialized public building construction services	1	1,400,463.10
Afghanistan	Name withheld for security reasons*	Agricultural commercial banking services	3	377,047.06
Afghanistan	Name withheld for security reasons*	Well engineering	4	580,630.86
Afghanistan	Name withheld for security reasons*	Parking lot or road maintenance or repairs or services	5	596,141.90
Afghanistan	Name withheld for security reasons*	Agricultural commercial banking services	2	240,069.99
Afghanistan	Name withheld for security reasons*	Well engineering	1	123,382.02
Afghanistan	Etsalat Afghanistan	Internet service providers ISP	3	356,380.00
Afghanistan	Name withheld for security reasons*	Parking lot or road maintenance or repairs or services	1	938,573.75
Afghanistan	Ford Construction Company	Parking lot or road maintenance or repairs or services	1	55,500.92
Afghanistan	FROOGH CONSTRUCTION CO	Well engineering	4	384,063.71
Afghanistan	Galaxy Sky Construction Company	Highway and road new construction service	1	5,036,472.37
Afghanistan	Name withheld for security reasons*	Well engineering	1	31,008.37
Afghanistan	German Global Consturction Company	Dam construction service	1	185,136.36

\* For security and privacy reasons, the name of the contractor is not displayed when it includes the name of an individual.

AGENCY	Location of Supplier	Name of Contractor	Description of Services	# Contracts	Total Value of Contracts (USD)
UNOPS continued					
	Afghanistan	German Global Consturction Company	Farm building construction service	1	63,472.46
	Afghanistan	German Global Consturction Company	Parking lot or road maintenance or repairs or services	1	166,294.16
	Afghanistan	Name withheld for security reasons*	Athletic field construction service	1	32,998.00
	Afghanistan	Name withheld for security reasons*	Agricultural commercial banking services	1	51,086.14
	Afghanistan	Name withheld for security reasons*	Well engineering	1	38,002.18
	Afghanistan	Name withheld for security reasons*	Agricultural commercial banking services	3	133,899.73
	Afghanistan	Name withheld for security reasons*	Well engineering	5	164,554.86
	Afghanistan	GOLDEN MIND CONSTRUCTION LTD	Well engineering	1	44,643.02
	Afghanistan	Name withheld for security reasons*	Parking lot or road maintenance or repairs or services	2	76,972.91
	Afghanistan	Name withheld for security reasons*	Agricultural commercial banking services	1	43,718.66
	Afghanistan	Name withheld for security reasons*	Athletic field construction service	1	32,998.00
	Afghanistan	Name withheld for security reasons*	Parking lot or road maintenance or repairs or services	1	1,722,823.00
	Afghanistan	Name withheld for security reasons*	Agricultural commercial banking services	1	43,877.32
	Afghanistan	Name withheld for security reasons*	Agricultural commercial banking services	1	125,176.96
	Afghanistan	Name withheld for security reasons*	Well engineering	2	315,473.17
	Afghanistan	Hamkar Construction Co.	Agricultural commercial banking services	2	225,182.73
	Afghanistan	Hamkar Construction Co.	Well engineering	5	239,420.91
	Afghanistan	HANDICAP INTERNATIONAL	Disarmament	2	244,683.00
	Afghanistan	Harrod Construction Company	Airport terminal and hanger construction	2	920,000.00
	Afghanistan	Name withheld for security reasons*	Airport runway construction service	4	7,541,402.56
	Afghanistan	Name withheld for security reasons*	Agricultural commercial banking services	2	120,049.63
	Afghanistan	Name withheld for security reasons*	Well engineering	2	205,477.65
	Afghanistan	Name withheld for security reasons*	Agricultural commercial banking services	1	44,916.88
	Afghanistan	Name withheld for security reasons*	Well engineering	2	86,642.01
	Afghanistan	Name withheld for security reasons*	Specialized public building construction services	1	324,000.00
	Afghanistan	Hayatullah	Farm building construction service	1	35,254.00
	Afghanistan	HEMAT SEYASANG CDC	Agricultural commercial banking services	1	47,125.27
	Afghanistan	HERO LUCKY GROUP SERVICES	Agricultural commercial banking services	4	185,470.67
	Afghanistan	HERO LUCKY GROUP SERVICES	Well engineering	9	689,353.74
	Afghanistan	Name withheld for security reasons*	Parking lot or road maintenance or repairs or services	1	41,152.80
	Afghanistan	IDG Security (Afghanistan) Ltd	Property management	6	185,643.28
	Afghanistan	IDG Security (Afghanistan) Ltd	Security guard services	2	433,300.00
	Afghanistan	IDG Security (Afghanistan) Ltd	Surveillance or alarm maintenance or monitoring	4	244,973.09
	Afghanistan	IMPREST UNOPS AGOC(UNOPS,AFGHANISTAN	Cleaning and janitorial services	1	213,171.91
	Afghanistan	Name withheld for security reasons*	Highway and road new construction service	1	35,882.00
	Afghanistan	Name withheld for security reasons*	Agricultural commercial banking services	1	31,230.00
	Afghanistan	Name withheld for security reasons*	Parking lot or road maintenance or repairs or services	6	1,612,539.68
	Afghanistan	Name withheld for security reasons*	Well engineering	3	458,385.16
	Afghanistan	KABUL BLUE SKY CONSTRUCTION CO.	Well engineering	4	549,019.26
	Afghanistan	Kabul Skyscraper services	Handyman services	1	87,374.00
	Afghanistan	Name withheld for security reasons*	Agricultural commercial banking services	1	53,395.95
	Afghanistan	Name withheld for security reasons*	Athletic field construction service	1	36,133.16
	Afghanistan	Name withheld for security reasons*	Highway and road new construction service	1	94,000.00
	Afghanistan	Name withheld for security reasons*	School building construction service	1	150,703.50
	Afghanistan	Name withheld for security reasons*	Agricultural commercial banking services	2	243,002.26
	Afghanistan	Name withheld for security reasons*	Well engineering	1	49,121.59
	Afghanistan	Name withheld for security reasons*	Parking lot or road maintenance or repairs or services	1	212,351.15
	Afghanistan	Name withheld for security reasons*	Agricultural commercial banking services	1	80,488.86
	Afghanistan	Name withheld for security reasons*	Well engineering	4	366,084.00
	Afghanistan	Name withheld for security reasons*	Parking lot or road maintenance or repairs or services	1	40,723.51
	Afghanistan	Name withheld for security reasons*	Well engineering	4	320,540.47
	Afghanistan	Logan Construction & Road Making Co (A)	Agricultural commercial banking services	1	46,710.34
	Afghanistan	Logan Construction & Road Making Co (A)	Well engineering	4	224,224.11
	Afghanistan	LOI Masjidi ABI CDC	Agricultural commercial banking services	1	42,863.63
	Afghanistan	LOOTAH CONSTRUCTION COMPANY	Well engineering	1	125,387.42
	Afghanistan	Name withheld for security reasons*	Parking lot or road maintenance or repairs or services	1	641,754.40
	Afghanistan	Mashal Const & Prod Materials Co	Specialized public building construction services	3	531,966.15
	Afghanistan	Mashriq Engineering Construction Company	Specialized public building construction services	3	1,605,155.65
	Afghanistan	Name withheld for security reasons*	Farm building construction service	1	32,758.00
	Afghanistan	Middle Tax Payer MoF ????? ??????? ?????	Business administration services	4	221,986.30
	Afghanistan	Middle Tax Payer MoF ????? ??????? ?????	Specialized public building construction services	1	200,000.00
	Afghanistan	MINE CLEARANCE PLANNING AGENCY (AFGHAN	Disarmament	13	3,489,132.00
	Afghanistan	MINE DETECTION CENTER (MDC)	Disarmament	1	72,824.00
	Afghanistan	Name withheld for security reasons*	Farm building construction service	1	35,188.00
	Afghanistan	Name withheld for security reasons*	Regional development planning services	1	34,604.00
	Afghanistan	Name withheld for security reasons*	Regional development planning services	1	31,129.00
	Afghanistan	Name withheld for security reasons*	Agricultural commercial banking services	2	90,013.18
	Afghanistan	Name withheld for security reasons*	Well engineering	1	64,131.05
	Afghanistan	MRRD PIU-VAU PAYROLL	Business administration services	2	324,973.53
	Afghanistan	Name withheld for security reasons*	Well engineering	1	61,549.25
	Afghanistan	Name withheld for security reasons*	Farm building construction service	2	74,746.91
	Afghanistan	Name withheld for security reasons*	Agricultural commercial banking services	2	80,381.35
	Afghanistan	Name withheld for security reasons*	Well engineering	3	210,528.01
	Afghanistan	Name withheld for security reasons*	Residential rental	1	36,000.00
	Afghanistan	Name withheld for security reasons*	Parking lot or road maintenance or repairs or services	1	38,709.64
	Afghanistan	Name withheld for security reasons*	Well engineering	1	31,403.89
	Afghanistan	Name withheld for security reasons*	Vehicle rental	2	78,000.00
	Afghanistan	Name withheld for security reasons*	Agricultural commercial banking services	1	439,616.45
	Afghanistan	Name withheld for security reasons*	Well engineering	2	89,989.16
	Afghanistan	NERAP COUNTERPARTS PAYROLL	Business administration services	1	634,736.00
	Afghanistan	NERO ENGINEERING & CONSTRUCTION CO	Agricultural commercial banking services	2	174,638.07
	Afghanistan	NERO ENGINEERING & CONSTRUCTION CO	Well engineering	6	376,346.92
	Afghanistan	NEW PEAK CONSTRUCTION COMPANY	Parking lot or road maintenance or repairs or services	2	570,602.72
	Afghanistan	NEW SAHAK CONSTRUCTION COMPANY	Agricultural commercial banking services	1	408,935.82
	Afghanistan	NEW SAHAK CONSTRUCTION COMPANY	Well engineering	5	1,433,121.58
	Afghanistan	New United Construction Company	Highway and road new construction service	1	438,250.62
	Afghanistan	New United Construction Company	Specialized public building construction services	4	1,023,051.36
	Afghanistan	Name withheld for security reasons*	Agricultural commercial banking services	1	72,926.49
	Afghanistan	Name withheld for security reasons*	Well engineering	1	69,745.50
	Afghanistan	Nooriam Construction Company	Specialized public building construction services	1	43,211.30
	Afghanistan	North America Super Construction	Specialized public building construction services	1	87,703.64
	Afghanistan	Name withheld for security reasons*	Agricultural commercial banking services	1	66,004.93
	Afghanistan	OMAR-ORG. FOR MINE AWARENESS & AFGHAN	Disarmament	5	1,716,658.00
	Afghanistan	Name withheld for security reasons*	Farm building construction service	1	31,561.32
	Afghanistan	Name withheld for security reasons*	Parking lot or road maintenance or repairs or services	1	143,654.21
	Afghanistan	Name withheld for security reasons*	Well engineering	3	127,222.17
	Afghanistan	Name withheld for security reasons*	Farm building construction service	1	81,999.48
	Afghanistan	Name withheld for security reasons*	Parking lot or road maintenance or repairs or services	1	476,293.00
	Afghanistan	PALWASHA	Regional development planning services	1	31,129.00
	Afghanistan	PAMEAR I.C.R.O CO.LTD	Agricultural commercial banking services	1	48,325.85
	Afghanistan	PAMEAR I.C.R.O CO.LTD	Well engineering	6	384,999.59
	Afghanistan	Name withheld for security reasons*	Parking lot or road maintenance or repairs or services	1	86,704.46
	Afghanistan	RANA TECHNOLOGIES ENTERPRISES	Internet service providers ISP	1	36,596.00
	Afghanistan	RASIKH CONSTRUCTION CO	Agricultural commercial banking services	1	124,757.18
	Afghanistan	RASIKH CONSTRUCTION CO	Well engineering	2	166,794.96
	Afghanistan	Riazuddin	Athletic field construction service	1	46,083.00
	Afghanistan	Sadid Construction Company	Parking lot or road maintenance or repairs or services	2	336,204.40
	Afghanistan	Name withheld for security reasons*	District heating	1	31,248.51
	Afghanistan	Sadrudin	Agricultural commercial banking services	1	49,805.25
	Afghanistan	Safae Building & Road Construction Co.	Agricultural commercial banking services	1	58,726.12
	Afghanistan	Safae Building & Road Construction Co.	Well engineering	2	205,143.29
	Afghanistan	SAFAT CONSTRUCTION COMPANY	Agricultural commercial banking services	1	36,402.91
	Afghanistan	SAFAT CONSTRUCTION COMPANY	Parking lot or road maintenance or repairs or services	1	49,258.48
	Afghanistan	SAFAT CONSTRUCTION COMPANY	Well engineering	10	592,572.73
	Afghanistan	Name withheld for security reasons*	Agricultural commercial banking services	4	531,373.53

\* For security and privacy reasons, the name of the contractor is not displayed when it includes the name of an individual.

2013 | Major contracts for services and works by UN organization

AGENCY	Location of Supplier	Name of Contractor	Description of Services	# Contracts	Total Value of Contracts (USD)
	<b>UNOPS continued</b>				
	Afghanistan	Name withheld for security reasons*	Parking lot or road maintenance or repairs or services	1	1,000,000.00
	Afghanistan	Name withheld for security reasons*	Well engineering	6	595,197.57
	Afghanistan	Name withheld for security reasons*	Agricultural commercial banking services	3	174,579.44
	Afghanistan	Name withheld for security reasons*	Well engineering	2	94,791.63
	Afghanistan	Name withheld for security reasons*	Agricultural commercial banking services	2	301,855.66
	Afghanistan	Sanjar Construction & M.P.CO.LTD	Well engineering	5	241,747.75
	Afghanistan	Name withheld for security reasons*	Specialized public building construction services	1	45,080.00
	Afghanistan	SHAGHNIAN ROAD AND CONSTRUCTION LTD	Agricultural commercial banking services	1	60,891.68
	Afghanistan	SHAGHNIAN ROAD AND CONSTRUCTION LTD	Well engineering	1	134,539.95
	Afghanistan	Name withheld for security reasons*	Agricultural commercial banking services	1	45,684.85
	Afghanistan	Name withheld for security reasons*	Parking lot or road maintenance or repairs or services	2	236,405.08
	Afghanistan	SHAMS AFGHAN CONSTRUCTION CO	Well engineering	1	155,895.87
	Afghanistan	Name withheld for security reasons*	Agricultural commercial banking services	1	50,470.87
	Afghanistan	Name withheld for security reasons*	Agricultural commercial banking services	1	180,846.05
	Afghanistan	Name withheld for security reasons*	Well engineering	5	586,326.61
	Afghanistan	Siisila Consultancy Services	Data archiving services	1	358,800.00
	Afghanistan	SMART move Logistic Service Company	Vehicle rental	1	37,800.00
	Afghanistan	Social and welfare service AFG	Parking lot or road maintenance or repairs or services	1	107,606.40
	Afghanistan	STRATEX FZC	Residential rental	2	72,293.66
	Afghanistan	Name withheld for security reasons*	Parking lot or road maintenance or repairs or services	2	2,370,409.77
	Afghanistan	Name withheld for security reasons*	Well engineering	3	253,533.96
	Afghanistan	Telecom Development Company Afghanistan.	Submarine cable capacities	1	45,900.00
	Afghanistan	TIME LINE CONSTRUCTION CO	Agricultural commercial banking services	2	209,439.88
	Afghanistan	TIME LINE CONSTRUCTION CO	Well engineering	3	142,295.61
	Afghanistan	UNDP AFGHANISTAN	Cleaning and janitorial services	1	32,522.52
	Afghanistan	UNDP AFGHANISTAN	Security guard services	1	54,159.65
	Afghanistan	UNDP AFGHANISTAN	Surveillance or alarm maintenance or monitoring	1	81,838.57
	Afghanistan	United Asian Construction Company	Parking lot or road maintenance or repairs or services	1	32,424.83
	Afghanistan	UNITED NATIONS ASSISTANCE MISSION AFGHAN	General building and office cleaning and maintenance services	2	885,717.20
	Afghanistan	United Nations World Food Programme	Commercial or industrial facility rental	1	37,612.12
	Afghanistan	Name withheld for security reasons*	Agricultural commercial banking services	1	90,639.44
	Afghanistan	Name withheld for security reasons*	Well engineering	1	80,800.70
	Afghanistan	White Horse Logistics Services	Handyman services	1	82,800.00
	Afghanistan	Z PLUS CONSTRUCTION CO	Agricultural commercial banking services	2	115,158.84
	Afghanistan	Zabihullah	Athletic field construction service	1	48,564.50
	Afghanistan	Name withheld for security reasons*	Specialized public building construction services	2	962,221.00
	Afghanistan	Name withheld for security reasons*	Specialized public building construction services	4	980,656.05
	Afghanistan	Name withheld for security reasons*	Agricultural commercial banking services	1	45,324.27
	Argentina	FENBER INGENIERIA SA	Hospital construction service	1	68,723.20
	Argentina	FRANCOSA S.A.	Property management	1	94,308.80
	Argentina	Instituto Interamericano de Cooperacion	Radio broadcasting station management	1	50,000.00
	Argentina	SERVI-ANGELES SA	Property management	1	312,000.00
	Argentina	Tala Construcciones S.A	Well engineering	1	63,197.75
	Argentina	Zefir S.A	Commercial or industrial facility rental	1	63,000.00
	Armenia	GEOINFO LLC	Water quality management	1	33,000.00
	Australia	Oceanic and Coastal Consulting Service	Environmental sciences advisory services	2	130,590.00
	Bahamas	SOJOURNER-DOUGLASS COLLEGE	Property management	1	30,284.00
	Bangladesh	Name withheld for security reasons*	Commercial or industrial facility rental	1	33,031.44
	Barbados	NEEDHAM'S POINT HOLDINGS LTD.	Meeting or banquet rooms	1	186,289.54
	Barbados	The Carlsave Partnership	Environmental sciences advisory services	1	206,350.00
	Belgium	BCD Travel Belgium NV	Commercial airplane travel	1	44,417.04
	Belgium	HERA (Health Research for Action)	Data archiving services	2	99,090.60
	Belgium	LOCORDIA SA	Written translation services	1	49,251.43
	Belgium	PwC Belgium	Data archiving services	2	725,427.66
	Belgium	Regus Schuman BVBA	Commercial or industrial facility rental	1	55,561.60
	Belgium	World Customs Org/Customs Coop Council	Multilateral cooperation services	1	30,500.00
	Belize	Caribbean Regional Fisheries Mechanism	Economic or financial evaluation of projects	1	98,610.00
	Bermuda	The Development Initiative Limited	Disarmament	20	21,671,394.10
	Bermuda	The Development Initiative Limited	Disaster warning services	1	1,809,668.00
	Bhutan	LHAKI CONSTRUCTION COMPANY	Well engineering	1	36,417.15
	Brazil	ABS TELETRANS LTDA	Well engineering	2	92,190.44
	Brazil	METALURGICA VALENCA INDUSTRIA E COMERCIO	Hospital construction service	2	6,562,608.34
	Brazil	Name withheld for security reasons*	Specialized public building construction services	2	2,468,809.70
	Burkina Faso	APESS General Secretariat	Rural youth or farmers vocational training services	1	291,039.90
	Burkina Faso	Name withheld for security reasons*	Meeting or banquet rooms	1	288,393.80
	Burkina Faso	ROPPA	Commercial airplane travel	1	285,994.85
	Burkina Faso	SOCOCHAF	Commercial or industrial facility rental	1	35,776.82
	Burkina Faso	UICN-Programme du Burkina Faso	Factor analysis	1	54,020.00
	Côte d'Ivoire	SOFTNET COTE D'IVOIRE	Fax Administration Service	1	142,301.51
	Cabo Verde	Ministry of Environment, Housing & Land	Meat industry vocational training	1	90,200.00
	Cambodia	PLAN INTERNATIONAL INC FEES	Data archiving services	1	268,923.00
	Cambodia	PRICewaterhouse Cambodia	Cost accounting service	2	134,136.00
	Cambodia	SBK Research and Development Co.,Ltd	Economic or financial evaluation of projects	1	123,659.00
	Cameron	WWF CARPO	Environmental information systems	3	319,471.00
	Canada	AEDIFICA INC.	Hospital construction service	1	82,037.75
	Canada	AEDIFICA INC.	Well engineering	1	832,050.50
	Canada	CANAMIDEX INTERNATIONAL	Supply of water	1	93,096.47
	Canada	Creatrix Design Group	Graphic display services	1	46,941.00
	Canada	Name withheld for security reasons*	Life insurance	1	51,193.68
	China	CHINA JIANGXI INTERNATIONAL SOUTH SUDAN	Parking lot or road maintenance or repairs or services	1	1,190,188.83
	China	Colliers International Pacific Limited	Financial accounting service	1	49,000.00
	China	NUCTECH COMPANY LIMITED	Business administration services	1	895,000.00
	China	Peak International Trade (Tianjin) Co.,	Parking lot or road maintenance or repairs or services	3	480,730.00
	China	Tianyuan Construction Group Co.Ltd	Specialized public building construction services	2	2,190,222.98
	China (Hong Kong)	Mekong Economics Ltd.	Economic or financial evaluation of projects	1	126,755.00
	Colombia	Hoteles Via del Mar S.A.S	Meeting or banquet rooms	1	35,746.62
	Comoros	Ministère de la Production,Environnement	Meat industry vocational training	1	80,000.00
	Costa Rica	CATIE/REGULAR	Agricultural commercial banking services	1	33,360.00
	Costa Rica	FUNDACION UNIVERSIDAD BRAULIO CARRILLO	Meat industry vocational training	1	31,000.00
	Czech Republic	ORIMPEX s.r.o.	Data archiving services	1	39,834.00
	Democratic Rep. of the Congo	ACRIB ONGD	Parking lot or road maintenance or repairs or services	1	37,970.00
	Democratic Rep. of the Congo	ACTION DETRAUMATISATION RECONCILIATION	Parking lot or road maintenance or repairs or services	1	50,095.00
	Democratic Rep. of the Congo	AEO	Parking lot or road maintenance or repairs or services	1	408,374.36
	Democratic Rep. of the Congo	AFRIBAC	Specialized public building construction services	1	38,167.20
	Democratic Rep. of the Congo	Name withheld for security reasons*	Commercial or industrial facility rental	1	78,000.00
	Democratic Rep. of the Congo	ALL CONSTRUCT	Parking lot or road maintenance or repairs or services	1	48,597.40
	Democratic Rep. of the Congo	AMEUR	Specialized public building construction services	1	44,066.50
	Democratic Rep. of the Congo	APPBB	Specialized public building construction services	1	35,740.00
	Democratic Rep. of the Congo	ASSOCIATION NEW AZ BUILDING&LOOK BETON	New apartment building construction service	1	120,790.38
	Democratic Rep. of the Congo	Association Unie pour Développement Inté	Parking lot or road maintenance or repairs or services	1	38,734.70
	Democratic Rep. of the Congo	BAGRC ONGD	Specialized public building construction services	2	153,470.48
	Democratic Rep. of the Congo	BATIMENTS ET TRAVAUX PUBLICS	Parking lot or road maintenance or repairs or services	1	38,281.00
	Democratic Rep. of the Congo	BATRAP SPRL	Parking lot or road maintenance or repairs or services	1	38,281.00
	Democratic Rep. of the Congo	BCM	Parking lot or road maintenance or repairs or services	1	104,869.90
	Democratic Rep. of the Congo	BEFORD	Parking lot or road maintenance or repairs or services	1	45,654.30
	Democratic Rep. of the Congo	BEGO CONGO	Parking lot or road maintenance or repairs or services	1	1,879,482.24
	Democratic Rep. of the Congo	BUREAU D'ACTIONS CONCRETES POUR LE DEVEL	Specialized public building construction services	1	50,166.00
	Democratic Rep. of the Congo	BUREAU ETRE SPRL	Parking lot or road maintenance or repairs or services	2	98,940.00
	Democratic Rep. of the Congo	CALYPSO	Parking lot or road maintenance or repairs or services	1	43,100.40
	Democratic Rep. of the Congo	CECODI	Specialized public building construction services	1	39,691.20
	Democratic Rep. of the Congo	CELTEL RDC	Submarine cable capacities	1	35,796.00
	Democratic Rep. of the Congo	CERHADA	Parking lot or road maintenance or repairs or services	1	32,999.56
	Democratic Rep. of the Congo	CFAPD ONGD	Specialized public building construction services	1	43,306.40
	Democratic Rep. of the Congo	CIC asbl	Parking lot or road maintenance or repairs or services	1	52,607.50
	Democratic Rep. of the Congo	COGECO	Parking lot or road maintenance or repairs or services	2	96,505.20

\* For security and privacy reasons, the name of the contractor is not displayed when it includes the name of an individual.

AGENCY			Total Value of
Location of Supplier	Name of Contractor	Description of Services	# Contracts (USD)
<b>UNOPS continued</b>			
Democratic Rep. of the Congo	COLLECTIF DES INGENIEURS DU BATIMENT	Parking lot or road maintenance or repairs or services	1 30,940.00
Democratic Rep. of the Congo	Commerce General au Congo	Specialized public building construction services	1 81,337.40
Democratic Rep. of the Congo	CONSTRUCTION ET TECHNOLOGIE DE MATERIAUX	Specialized public building construction services	1 171,827.87
Democratic Rep. of the Congo	Coordination Provinciale de l'Environ	Environmental information systems	1 45,205.75
Democratic Rep. of the Congo	CPADRI	Parking lot or road maintenance or repairs or services	1 43,988.75
Democratic Rep. of the Congo	DELTA PROTECTION SPRL	Surveillance or alarm maintenance or monitoring	1 43,200.00
Democratic Rep. of the Congo	Direction des Voies de desserte agricole	Communications vocational training services	2 147,950.50
Democratic Rep. of the Congo	Name withheld for security reasons*	Bank or finance sector manpower development	1 55,100.00
Democratic Rep. of the Congo	DODEC	Parking lot or road maintenance or repairs or services	1 31,164.00
Democratic Rep. of the Congo	DVDA EQUATEUR	Agriculture vocational training services	1 32,688.70
Democratic Rep. of the Congo	E.B.C.G.	Parking lot or road maintenance or repairs or services	2 79,403.30
Democratic Rep. of the Congo	EBTP	Parking lot or road maintenance or repairs or services	1 38,144.48
Democratic Rep. of the Congo	ECOT	Specialized public building construction services	1 127,077.92
Democratic Rep. of the Congo	ECOTREL SPRL	Parking lot or road maintenance or repairs or services	1 38,315.00
Democratic Rep. of the Congo	ELOHIM-BATIMENT WORLD	Specialized public building construction services	1 117,411.82
Democratic Rep. of the Congo	ENTREPRISE FULLCOM	Detention facility construction service	1 48,581.90
Democratic Rep. of the Congo	ENTREPRISE FULLCOM	Parking lot or road maintenance or repairs or services	5 3,696,865.01
Democratic Rep. of the Congo	ETS BATIROAD	Specialized public building construction services	3 37,215.30
Democratic Rep. of the Congo	ETS BRPHA	Parking lot or road maintenance or repairs or services	2 93,814.75
Democratic Rep. of the Congo	ETS BRPHA	Specialized public building construction services	1 121,531.13
Democratic Rep. of the Congo	Ets CEDA	New apartment building construction service	1 129,580.26
Democratic Rep. of the Congo	ETS CONGO TROPICAL CONSTRUCT	New apartment building construction service	1 121,208.09
Democratic Rep. of the Congo	ETS DEBUZE	New apartment building construction service	1 112,539.57
Democratic Rep. of the Congo	ETS DEBUZE	Specialized public building construction services	1 34,482.20
Democratic Rep. of the Congo	Ets KAKO	Specialized public building construction services	1 133,026.17
Democratic Rep. of the Congo	Ets KITOLE	Parking lot or road maintenance or repairs or services	1 69,710.00
Democratic Rep. of the Congo	ETUDES ET TRAVAUX DE CONSTRUCTION	Specialized public building construction services	1 133,288.31
Democratic Rep. of the Congo	FEDERATION DES ASSOCIATIONS PAYSANNES	Parking lot or road maintenance or repairs or services	1 38,675.00
Democratic Rep. of the Congo	FIRME DE CONSTRUCTION ET DES TRAVAUX PUB	Parking lot or road maintenance or repairs or services	1 32,405.40
Democratic Rep. of the Congo	FONDATION ESPOIR	Specialized public building construction services	1 39,227.00
Democratic Rep. of the Congo	GCC	Specialized public building construction services	1 30,081.27
Democratic Rep. of the Congo	GCRV-ONG	Parking lot or road maintenance or repairs or services	1 47,295.20
Democratic Rep. of the Congo	GECOSEC	Well engineering	1 46,436.00
Democratic Rep. of the Congo	GEPATECH	Specialized public building construction services	1 86,200.00
Democratic Rep. of the Congo	GESER SPRL	Specialized public building construction services	1 106,495.85
Democratic Rep. of the Congo	GIFT	Communications vocational training services	1 49,690.00
Democratic Rep. of the Congo	GRADEP	Parking lot or road maintenance or repairs or services	1 38,535.67
Democratic Rep. of the Congo	GRAETCO ONGD	Specialized public building construction services	1 47,050.20
Democratic Rep. of the Congo	GRAND HOTEL KINSHASA	Communications vocational training services	1 37,550.94
Democratic Rep. of the Congo	GROUBAN	Parking lot or road maintenance or repairs or services	3 143,884.80
Democratic Rep. of the Congo	GROUPE D'ACTION POUR LE DEVELOP. DURABLE	Parking lot or road maintenance or repairs or services	1 31,817.00
Democratic Rep. of the Congo	GROUPE D'ACTION POUR LE DEVELOP. DURABLE	Specialized public building construction services	1 124,956.28
Democratic Rep. of the Congo	GROUPE D'ETUDES ET D'INTERVENTIONS	Well engineering	1 150,254.60
Democratic Rep. of the Congo	GROUPE JOMED	Parking lot or road maintenance or repairs or services	1 33,135.00
Democratic Rep. of the Congo	GROUPE JOMED	Specialized public building construction services	1 125,985.00
Democratic Rep. of the Congo	GROUPE MANICO ET SAGECO SPRL	Parking lot or road maintenance or repairs or services	1 36,002.20
Democratic Rep. of the Congo	GROUPE SOUVENIR CONSTRUCT Sprl	Parking lot or road maintenance or repairs or services	2 166,101.40
Democratic Rep. of the Congo	HANDICAP INTERNATIONAL / FRANCE	Disarmament	1 858,650.00
Democratic Rep. of the Congo	HDA	Parking lot or road maintenance or repairs or services	1 233,331.00
Democratic Rep. of the Congo	HDW/Bukavu	Parking lot or road maintenance or repairs or services	1 37,440.00
Democratic Rep. of the Congo	ISCO-SC	Agro industry vocational training	1 105,558.34
Democratic Rep. of the Congo	JEPAM DESIGN SPRL	Parking lot or road maintenance or repairs or services	1 69,792.45
Democratic Rep. of the Congo	Jeunesse pour la Protection de l'Environ	Environmental information systems	1 34,230.00
Democratic Rep. of the Congo	JOSMA CONGO	Parking lot or road maintenance or repairs or services	1 49,200.00
Democratic Rep. of the Congo	KIMPANGI CONSTRUCT SPRL	Specialized public building construction services	1 37,912.63
Democratic Rep. of the Congo	KLAROFF	Well engineering	1 99,500.00
Democratic Rep. of the Congo	KPMG RDC	Year end audits	1 30,000.00
Democratic Rep. of the Congo	KUSDEV ONGD	Parking lot or road maintenance or repairs or services	1 45,424.00
Democratic Rep. of the Congo	LA GENERALE DE CONSTRUCTION	Specialized public building construction services	1 126,977.81
Democratic Rep. of the Congo	LA GENERALE DES GRANDS TRAVAUX ET ELECTR	Parking lot or road maintenance or repairs or services	1 32,159.60
Democratic Rep. of the Congo	LABORATOIRE NATIONAL DES TRAVAUX PUBLICS	Parking lot or road maintenance or repairs or services	1 1,300,000.00
Democratic Rep. of the Congo	LADECO	Parking lot or road maintenance or repairs or services	1 34,494.90
Democratic Rep. of the Congo	LCE-ONG	Parking lot or road maintenance or repairs or services	1 30,772.77
Democratic Rep. of the Congo	LEC SPRL	Specialized public building construction services	1 163,155.54
Democratic Rep. of the Congo	LINE CONSTRUCTION Sprl	Parking lot or road maintenance or repairs or services	2 480,314.00
Democratic Rep. of the Congo	LOCA SERVICES	Parking lot or road maintenance or repairs or services	1 36,393.00
Democratic Rep. of the Congo	MADOP CONSTRUCT	Specialized public building construction services	1 119,567.09
Democratic Rep. of the Congo	MPENSO CONSTRUCTION	Parking lot or road maintenance or repairs or services	2 85,005.00
Democratic Rep. of the Congo	MULTI GENIES ET SERVICES - SERIC	Specialized public building construction services	1 35,251.50
Democratic Rep. of the Congo	NDANDA CONSTRUCT SPRL	Parking lot or road maintenance or repairs or services	1 36,951.81
Democratic Rep. of the Congo	NEW CONSULTING SPRL	Specialized public building construction services	1 120,000.00
Democratic Rep. of the Congo	NOVEL CONSULT	Parking lot or road maintenance or repairs or services	1 39,247.60
Democratic Rep. of the Congo	OFFICE DES ROUTES	Agriculture vocational training services	1 47,874.86
Democratic Rep. of the Congo	OFFICE DES ROUTES - BUKAVU	Parking lot or road maintenance or repairs or services	1 114,433.17
Democratic Rep. of the Congo	OFFICE DES ROUTES - BUKAVU	Specialized public building construction services	1 61,938.00
Democratic Rep. of the Congo	OKAPI Environnement Conseil Sprl	Environmental information systems	1 35,179.00
Democratic Rep. of the Congo	PAYSANS REVEILLEZ-VOUS LE DEVELOPPEMENT	Specialized public building construction services	1 30,891.50
Democratic Rep. of the Congo	FRALCO BUSINESS	Specialized public building construction services	1 91,241.80
Democratic Rep. of the Congo	PROCOM	New apartment building construction service	1 150,992.99
Democratic Rep. of the Congo	PROCOOP	Parking lot or road maintenance or repairs or services	1 31,758.19
Democratic Rep. of the Congo	PRODECOR	Specialized public building construction services	1 46,606.00
Democratic Rep. of the Congo	Name withheld for security reasons*	Specialized public building construction services	1 36,627.28
Democratic Rep. of the Congo	RECHERCHE ENCADREMENT ET DEVELOPPEMENT	Specialized public building construction services	1 79,732.00
Democratic Rep. of the Congo	Reseau Congolais des Forestiers	Bank or finance sector manpower development	1 41,300.00
Democratic Rep. of the Congo	Sedetrav	Parking lot or road maintenance or repairs or services	3 850,158.54
Democratic Rep. of the Congo	Sedetrav	Specialized public building construction services	1 54,502.00
Democratic Rep. of the Congo	SERIC	Specialized public building construction services	1 93,410.60
Democratic Rep. of the Congo	Name withheld for security reasons*	Parking lot or road maintenance or repairs or services	1 36,765.00
Democratic Rep. of the Congo	SOCCOGE Sprl	Specialized public building construction services	1 34,939.21
Democratic Rep. of the Congo	SOCIETE DE GESTION IMMOBILIERE ET DES TR	Parking lot or road maintenance or repairs or services	1 30,200.00
Democratic Rep. of the Congo	SOCIETE GENERALE DU BAT. ET TRAV.PUBLICS	Parking lot or road maintenance or repairs or services	1 44,723.10
Democratic Rep. of the Congo	SOCOBAT	Parking lot or road maintenance or repairs or services	2 63,521.63
Democratic Rep. of the Congo	SOGETRA CONSTRUCTION	Parking lot or road maintenance or repairs or services	1 57,411.38
Democratic Rep. of the Congo	STANBIC BANK CONGO	Privately owned banks	2 197,099.54
Democratic Rep. of the Congo	TEQUIERO CONSTRUCTION CONSTEQ	Farm building construction service	1 112,150.69
Democratic Rep. of the Congo	TRADECO ONGD	Parking lot or road maintenance or repairs or services	1 30,098.00
Democratic Rep. of the Congo	UNION DES INGENIEURS EN CONSTRUCTION	Specialized public building construction services	1 117,980.00
Democratic Rep. of the Congo	UNION POUR LE DEV. INTEGRALE DU CONGO	Parking lot or road maintenance or repairs or services	1 49,682.50
Democratic Rep. of the Congo	UNIVERS ARCHITECT	Specialized public building construction services	1 32,629.00
Democratic Rep. of the Congo	Name withheld for security reasons*	Parking lot or road maintenance or repairs or services	1 48,289.40
Democratic Rep. of the Congo	YAMONDIO TRADE SPRL	Parking lot or road maintenance or repairs or services	1 61,096.60
Democratic Rep. of the Congo	Name withheld for security reasons*	Parking lot or road maintenance or repairs or services	1 49,310.00
Denmark	ADINA DENMARK APS	Meeting facilities	3 169,925.47
Denmark	ADINA DENMARK APS	Travel facilitation	1 62,190.87
Denmark	bgb a.s.	Building maintenance and repair services	1 81,354.91
Denmark	DAN OFFICE APS	Technical support or help desk services	1 48,528.16
Denmark	Danimex Communication A/S	Technical support or help desk services	2 87,451.14
Denmark	DANISH DEMINING GROUP	Disarmament	3 562,323.00
Denmark	Danish Refugee Council	Social policy services	1 65,225.55
Denmark	DHI WATER AND ENVIRONMENT	Educational advisory services	1 38,250.00
Denmark	DHL Global Forwarding (Denmark) A/S	Marine cargo transport	2 105,646.91
Denmark	DHL GLOBAL FORWARDING/DHL DANZAS AIR	Freight forwarders services	1 44,172.10
Denmark	Euro Health Group A/S	Economic or financial evaluation of projects	1 116,330.00
Denmark	Name withheld for security reasons*	Banquet and catering services	1 54,093.29
Denmark	FN BYEN P/S	Building maintenance and repair services	1 43,007.77

\* For security and privacy reasons, the name of the contractor is not displayed when it includes the name of an individual.

AGENCY	Location of Supplier	Name of Contractor	Description of Services	# Contracts	Total Value of Contracts (USD)
	<b>UNOPS continued</b>				
	Denmark	JTB Denmark	Commercial airplane travel	13	788,703.32
	Denmark	KPMG - Denmark	Year end audits	1	69,512.00
	Denmark	KUEHNE & NAGEL A/S	Air cargo transport	1	46,000.00
	Denmark	KUEHNE & NAGEL A/S	Freight forwarders services	3	348,200.00
	Denmark	KUEHNE & NAGEL A/S	Marine cargo transport	14	1,428,126.83
	Denmark	PHOENIX DESIGN AID	Air cargo transport	1	122,325.00
	Denmark	PHOENIX DESIGN AID	Billboard advertising	1	36,442.00
	Denmark	PricewaterhouseCoopers Statsautoriseret	Business administration services	1	43,900.00
	Denmark	SCAN GLOBAL LOGISTICS A/S	Freight forwarders services	1	39,415.00
	Denmark	SCAN GLOBAL LOGISTICS A/S	In ground storage services	1	51,967.50
	Denmark	SCAN GLOBAL LOGISTICS A/S	Marine cargo transport	9	779,590.80
	Denmark	SCAN GLOBAL LOGISTICS A/S	Relocation services	1	38,897.41
	Denmark	SCAN GLOBAL LOGISTICS A/S	Road cargo transport	1	60,700.00
	Denmark	UNDP Common Services	General building and office cleaning and maintenance services	1	72,049.48
	Denmark	UNDP Contribution Account	Meat industry vocational training	1	36,840.00
	Denmark	UNDP Contribution Account	Social policy services	1	64,474.50
	Denmark	UNEP Risoe Centre	Environmental sciences advisory services	1	120,600.00
	Denmark	WPC Denmark ApS	Manufacturing equipment maintenance and repair services	1	52,690.00
	Dominica	Archbold Tropical Research & Educ Center	Property management	1	52,446.00
	Dominican Republic	Name withheld for security reasons*	Well engineering	2	354,685.43
	Egypt	ARAB OFFICE FOR YOUTH AND ENVIRONMENT	Property management	1	110,900.00
	Egypt	Co-pACT Infrastructures Co.Ltd	Specialized public building construction services	1	324,900.00
	Egypt	Co-pACT Infrastructures Co.Ltd	Supply of water	3	341,290.00
	Egypt	Co-pACT Infrastructures Co.Ltd	Well engineering	2	322,166.01
	Egypt	ICON STEEL BUILDINGS CO.LTD	Specialized public building construction services	1	220,725.45
	Egypt	Neem For investment & Oil Fields Service	Parking lot or road maintenance or repairs or services	2	181,766.00
	Egypt	Name withheld for security reasons*	Parking lot or road maintenance or repairs or services	5	1,776,158.00
	Egypt	Name withheld for security reasons*	Commercial airplane travel	2	196,921.00
	Egypt	Name withheld for security reasons*	Meeting or banquet rooms	4	434,408.19
	Egypt	Touq Trading and Engineering Co	Detention facility construction service	1	130,537.92
	Egypt	Trade Hook LTD	Specialized public building construction services	1	105,019.95
	Egypt	Trade Hook LTD	Supply of water	1	49,720.00
	Egypt	Trade Hook LTD	Well engineering	4	707,384.01
	El Salvador	CONSTRUCTORA GONZALEZ SA DE CV	Well engineering	1	45,140.41
	El Salvador	CONSULTA, S.A. DE C.V.	Well engineering	2	105,011.40
	El Salvador	Servicios Diversos OSMAR, S.A. de C.V.	Well engineering	1	55,224.00
	Ethiopia	ADIKA TOUR & TRAVEL PVT. LTD. CO.	Vehicle rental	2	114,268.89
	Ethiopia	INDIGO ETHIOPIA TOUR & TRAVEL PLC	Vehicle rental	2	123,840.76
	Ethiopia	Jambo Construction & Trading Ltd	Specialized public building construction services	1	278,461.00
	Ethiopia	NYG CONSTRUCTION LIMITED	Parking lot or road maintenance or repairs or services	4	4,259,284.50
	Ethiopia	Orchid Business Group Plc	Highway and road new construction service	1	5,000,000.00
	Ethiopia	Region 5 Transport & Construction Company	Vehicle rental	1	40,514.04
	Ethiopia	Name withheld for security reasons*	Vehicle rental	1	68,395.25
	European Countries	AL- TRADE	Detention facility construction service	1	4,306,728.42
	European Countries	ARTSTUDIO	Planning or layout of graphic production	1	43,526.94
	European Countries	BODYGUARD Sh.P.K.	Surveillance or alarm maintenance or monitoring	1	31,890.72
	European Countries	Ideal Projekt	Well engineering	1	105,146.43
	European Countries	N.T.SH. ELECTRA	High voltage overhead line construction	1	201,133.38
	European Countries	Name withheld for security reasons*	Residential rental	1	73,702.92
	European Countries	ZP URAS	Written translation services	1	42,702.26
	Fiji	UNDP Representative in Fiji (FJD) Account	Cleaning and janitorial services	1	33,839.75
	France	CONSEIL SANTE S.A.	Healthcare centers	1	1,495,480.00
	France	Name withheld for security reasons*	Business administration services	1	96,000.00
	France	IMPRIMERIE NOUVELLE GONNET	Relocation services	1	40,052.36
	France	IRAM DEVELOPPEMENT SASU	Radio broadcasting station management	1	178,702.00
	France	Spot Image SA	Online data processing service	2	1,931,366.05
	France	UNESCO	Disaster warning services	1	81,962.00
	France	UNESCO	Economic or financial evaluation of projects	1	114,000.00
	France	UNESCO	Environmental information systems	1	75,000.00
	France	UNESCO	Water quality assessment services	1	75,000.00
	Georgia	IMSS LTD	Disarmament	1	42,072.50
	Germany	Dr.-Ing Steinle GmbH	Water quality management	1	55,126.50
	Germany	First Climate Markets AG	Environmental information systems	2	170,963.36
	Germany	LEDPA GmbH	Well engineering	1	48,501.00
	Germany	mediacompany - Agentur fur kommunik GmbH	Meeting or banquet rooms	1	49,988.24
	Ghana	BARCLAYS BANK GHANA LIMITED	Business administration services	16	605,457.37
	Greece	MIO-ECSDE host for GWP MED	Environmental information systems	1	40,000.00
	Greece	MIO-ECSDE host for GWP MED	Environmental sciences advisory services	1	41,700.00
	Guatemala	ARCO, S.A.	Specialized public building construction services	1	45,144.39
	Guatemala	ASSIST	Television related services	1	32,500.00
	Guatemala	AUTOMOTRIZ R.A. NICOL, S.A.	Supply of single phase electricity	1	38,958.49
	Guatemala	CONSTRUCCIONES Y CONSULTORIA, S.A.	Hospital construction service	4	25,187,062.03
	Guatemala	CONSTRUCTORA LYON	Specialized public building construction services	1	281,328.45
	Guatemala	CONTECA	Hospital construction service	1	450,037.75
	Guatemala	CORPORACION ASAF, S.A.	Specialized public building construction services	1	44,363.46
	Guatemala	CORPORACION DE SERVICIOS Y	Specialized public building construction services	1	35,490.77
	Guatemala	COSSINSA, S.A.	Specialized public building construction services	1	44,730.08
	Guatemala	DISEÑO E INGENIERIA DE RIEGO Y AGUA, S.A	Specialized public building construction services	1	49,850.74
	Guatemala	GM CONSTRUCCIONES	Specialized public building construction services	1	44,613.56
	Guatemala	Name withheld for security reasons*	Well engineering	1	42,417.60
	Guatemala	MODULARES PB	Prefabricated industrial building erection and remodeling service	1	44,179.74
	Guatemala	MULTINDUSTRIAS	Specialized public building construction services	1	48,811.97
	Guatemala	Name withheld for security reasons*	Hospital construction service	1	1,367,294.15
	Guatemala	PRODUCTOS ASAF	Supply of single phase electricity	1	44,072.50
	Guatemala	S Y C	Specialized public building construction services	1	49,934.26
	Guatemala	SERVICIOS DE INGENIERIA ELECTRICA Y ELEC	Specialized public building construction services	1	46,606.52
	Guinea	WEST INGENIERIE	Well engineering	1	593,276.00
	Haiti	Alternative Insurance Company	Insurance services for structures and property and possessions	1	31,588.67
	Haiti	ALTERNATIVES INC S.A.	Specialized public building construction services	1	45,600.00
	Haiti	Best Choice Transportation Services	Industrial Production and Manufacturing Services	2	166,660.00
	Haiti	Best Choice Transportation Services	Road cargo transport	1	40,068.00
	Haiti	Bourvil S.A.	Specialized public building construction services	2	573,987.69
	Haiti	Buraco S.A.	New apartment building construction service	1	369,267.20
	Haiti	Buraco S.A.	Septic system construction service	1	38,100.00
	Haiti	Centre National des Equipements	Industrial Production and Manufacturing Services	1	38,086.08
	Haiti	Name withheld for security reasons*	Residential rental	1	126,000.00
	Haiti	ECONOMIC TIRES	Vehicle maintenance and repair services	1	45,906.92
	Haiti	EDH	Supply of single phase electricity	1	41,272.03
	Haiti	ELMECEN S.A	High voltage overhead line construction	2	152,013.29
	Haiti	ELMECEN S.A	Supply of single phase electricity	1	78,958.45
	Haiti	Entreprise PYRRHON SA	New apartment building construction service	1	396,063.29
	Haiti	Entreprise PYRRHON SA	Septic system construction service	1	44,886.50
	Haiti	ENTREPRISES D'AMENAGEMENT ET D'EXPERTISE	Well engineering	2	445,876.90
	Haiti	Food and Agriculture Organization	Environmental sciences advisory services	1	53,000.00
	Haiti	HAYTRAC	Vehicle rental	1	47,053.36
	Haiti	IMCO (Ingenierie Modeme et Construction	Well engineering	1	59,079.47
	Haiti	INGCOSA	Specialized public building construction services	1	418,093.87
	Haiti	la Sirene de l'Eau	Industrial Production and Manufacturing Services	1	65,250.00
	Haiti	Les Camions D'Haiti	Road cargo transport	1	87,000.00
	Haiti	MINISTERE DU TOURISME	Specialized public building construction services	1	44,587.25
	Haiti	MTPTC	Business administration services	1	310,547.35
	Haiti	P.R. ENTREPRISES S.A.(TOP TIRES)	Vehicle maintenance and repair services	1	41,150.00
	Haiti	PISACO	Highway and road new construction service	2	450,526.36
	Haiti	PISACO	New apartment building construction service	1	61,502.69
	Haiti	PISACO	Septic system construction service	1	45,000.00

\* For security and privacy reasons, the name of the contractor is not displayed when it includes the name of an individual.



AGENCY				Total Value of
Location of Supplier	Name of Contractor	Description of Services	# Contracts	Contracts (USD)
UNOPS continued				
Haiti	PISACO	Well engineering	2	1,234,937.20
Haiti	PNUD HAITI	Life insurance	1	59,981.00
Haiti	Professional Security Services S.A	Surveillance or alarm maintenance or monitoring	1	33,150.00
Haiti	PYRAMID CONSTRUCTION	New apartment building construction service	2	201,193.90
Haiti	Rentco	Industrial Production and Manufacturing Services	1	43,800.00
Haiti	SAGES	New apartment building construction service	1	129,800.50
Haiti	SEA AND LAND PROFESSIONAL BROKER GROUP	Palletized cargo storage	1	38,734.00
Haiti	SECCA INGENIERIE S.A	Well engineering	1	997,839.00
Haiti	UNIGESTION HOLDINGS S.A.	Submarine cable capacities	2	77,866.81
Haiti	UNITRANSFER	Business administration services	22	2,342,157.83
Haiti	YCF GROUP S.A.	New apartment building construction service	1	59,091.95
Haiti	YCF GROUP S.A.	Septic system construction service	1	44,414.45
Honduras	FUNBANHCARE	Cash grains harvesting services	1	33,100.33
Hungary	European Center for Not-for-Profit Law	Environmental non governmental services	1	85,103.69
India	Ervision Biotech	Hospital construction service	1	121,973.42
India	KPMG REGD	Cost accounting service	1	49,985.10
India	LOCHAN&CO	Year end audits	2	180,213.48
India	Marudhar Cultivators Pvt. Ltd.	Commercial or industrial facility rental	1	32,768.98
India	Marudhar Theatres Pvt. Ltd.	Commercial or industrial facility rental	1	32,768.98
India	NR MANAGEMENT CONSULTANTS INDIA Pvt Ltd	Data archiving services	1	149,471.00
India	SACIWATERS	Meat industry vocational training	3	112,236.00
India	SAMRUDHI ENTERPRISE	Hospital construction service	1	121,718.55
India	Sifi Software Limited	Language laboratories	1	50,000.00
Indonesia	Name withheld for security reasons*	Specialized public building construction services	1	153,911.88
Indonesia	Name withheld for security reasons*	Specialized public building construction services	1	45,935.94
Indonesia	PT VICOR CONSTRUCTION	Specialized public building construction services	2	118,975.72
Indonesia	PT. DELTAMAS SOLUSINDO	Hospital construction service	1	41,511.06
Indonesia	PT. INFRASTRUKTUR HIDRO EKOLOGI INDONESIA	Meat industry vocational training	1	34,407.00
Indonesia	Name withheld for security reasons*	Meeting or banquet rooms	1	35,400.09
Indonesia	Name withheld for security reasons*	Commercial or industrial facility rental	1	89,671.19
Indonesia	Name withheld for security reasons*	Environmental sciences advisory services	3	169,007.65
Indonesia	Name withheld for security reasons*	Property management	1	110,838.00
Iraq	ATHEER TELECOM IRAQ LIMITED	Submarine cable capacities	1	48,000.00
Iraq	Iraqi Al-Amal Association	Meeting or banquet rooms	1	39,450.00
Israel	Name withheld for security reasons*	Commercial or industrial facility rental	1	154,710.94
Israel	ECONOMIC CORPORATION FOUNDATION	Business administration services	1	48,700.00
Israel	EITHAR INSURANCE AGENCY	Insurance services for structures and property and possessions	1	42,337.98
Israel	Gilat Satcom Ltd.	Instant Messaging Administration Service	2	84,506.03
Israel	ORANGE	Submarine cable capacities	1	36,646.37
Italy	A.I.S.P.O. ITALIAN ASSOCIATION	Hospital construction service	1	423,469.00
Italy	Cristanini S.p.A	Materials testing	1	95,923.08
Italy	Name withheld for security reasons*	Life insurance	1	54,180.36
Italy	UN World Food Programme (WFP)	Business administration services	1	50,496.43
Italy	UN World Food Programme (WFP)	Multilateral cooperation services	2	98,037.37
Italy	UNITED NATIONS LOGISTICS BASE (UNLB)	Residential rental	1	45,266.44
Italy	UNITED NATIONS LOGISTICS BASE (UNLB)	Submarine cable capacities	2	102,545.89
Italy	Water and Volcano Emergency Relief	Economic or financial evaluation of projects	1	38,957.00
Japan	Gyros Corporation	Well engineering	2	422,464.80
Jordan	Name withheld for security reasons*	Cleaning and janitorial services	1	40,879.13
Jordan	Name withheld for security reasons*	Environmental non governmental services	1	30,350.50
Jordan	caravan for tourist car rental	Vehicle rental	1	44,682.65
Jordan	Name withheld for security reasons*	Meat industry vocational training	1	50,700.00
Jordan	G4S SECURE solutions Int. Jordan	Security guard services	1	73,249.29
Jordan	JASCO	General building and office cleaning and maintenance services	1	33,220.34
Jordan	Kawasmy & Partners Co.	Year end audits	1	32,698.45
Jordan	KUEHNE AND NAGEL JORDAN LTD. CO.	Freight forwarders services	3	120,000.00
Jordan	LE MERIDIEN AMMAN	Meeting or banquet rooms	1	110,000.00
Jordan	Name withheld for security reasons*	Commercial or industrial facility rental	1	161,581.92
Jordan	Plaza Holidays	Commercial airplane travel	1	42,996.29
Jordan	Plaza Holidays	Communications vocational training services	1	31,782.49
Jordan	Plaza Holidays	Emergency travel assistance services	2	90,155.37
Jordan	Plaza Holidays	Rural youth or farmers vocational training services	2	110,942.86
Jordan	Treasury for Conferences Equipment	Meeting or banquet rooms	1	33,994.65
Kazakhstan	THE CENTER COOPERATION FOR STNBLE DEV	Meat industry vocational training	1	30,850.00
Kenya	ACACIA CONSULTANTS LTD.	Disaster warning services	1	43,574.00
Kenya	ALPHA LOGISTICS SERVICES (EPZ) LTD	Business facilities oversight	1	33,122.00
Kenya	Amen Investment Group Limited	Specialized public building construction services	1	40,280.00
Kenya	AXIOM Monitoring and Evaluation	Economic or financial evaluation of projects	1	91,796.00
Kenya	Name withheld for security reasons*	Year end audits	2	394,140.00
Kenya	Bass group of companies	Specialized public building construction services	1	825,096.00
Kenya	BCD Travel (Highlight Travel)	Commercial airplane travel	1	44,212.39
Kenya	Camel Logistics & Trading Limited	Specialized public building construction services	1	84,439.26
Kenya	CANAAN CONSTRUCTION COMPANY	Specialized public building construction services	1	750,000.00
Kenya	COMEX HOLDINGS LTD	Business facilities oversight	1	129,547.80
Kenya	COMEX HOLDINGS LTD	Privately owned banks	1	38,900.00
Kenya	DAHABSHIIL MONEY TRANSFER AGENCY.	Business administration services	19	904,314.81
Kenya	DAHABSHIIL MONEY TRANSFER AGENCY.	Business facilities oversight	3	715,794.26
Kenya	DAHABSHIIL MONEY TRANSFER AGENCY.	Commercial and office building new construction service	1	35,520.93
Kenya	DAHABSHIIL MONEY TRANSFER AGENCY.	Commercial or industrial facility rental	3	185,501.78
Kenya	DAHABSHIIL MONEY TRANSFER AGENCY.	Communications vocational training services	1	30,525.00
Kenya	DAHABSHIIL MONEY TRANSFER AGENCY.	Detention facility construction service	2	803,264.64
Kenya	DAHABSHIIL MONEY TRANSFER AGENCY.	Healthcare provider support persons	1	35,409.00
Kenya	DAHABSHIIL MONEY TRANSFER AGENCY.	Hospital construction service	1	321,668.00
Kenya	DAHABSHIIL MONEY TRANSFER AGENCY.	Macro economic analysis	2	75,944.17
Kenya	DAHABSHIIL MONEY TRANSFER AGENCY.	Manufacturing equipment maintenance and repair services	3	103,456.75
Kenya	DAHABSHIIL MONEY TRANSFER AGENCY.	On site cafeteria management	1	64,745.56
Kenya	DAHABSHIIL MONEY TRANSFER AGENCY.	Social policy services	3	330,488.09
Kenya	DAHABSHIIL MONEY TRANSFER AGENCY.	Specialized public building construction services	2	265,423.94
Kenya	DAHABSHIIL MONEY TRANSFER AGENCY.	Supply of single phase electricity	1	48,488.00
Kenya	DAHABSHIIL MONEY TRANSFER AGENCY.	Supply of water	1	49,857.50
Kenya	DAHABSHIIL MONEY TRANSFER AGENCY.	Urban development planning services	6	255,829.21
Kenya	DAHABSHIIL MONEY TRANSFER AGENCY.	Vehicle rental	5	297,290.12
Kenya	DAHABSHIIL MONEY TRANSFER AGENCY.	Well engineering	4	245,843.13
Kenya	Desalegn Tsehaye	Specialized public building construction services	2	331,295.00
Kenya	DIASPORA DESIGN BUILD LTD	Specialized public building construction services	1	212,000.00
Kenya	ESBC LTD	Commercial or industrial facility rental	1	302,700.00
Kenya	Frontiers Link Building Services	Vehicle rental	1	30,804.36
Kenya	GIGIRI PREPARATORY SCHOOL L.T.D	Commercial or industrial facility rental	1	50,808.31
Kenya	GIGIRI PREPARATORY SCHOOL L.T.D	Residential rental	2	102,772.43
Kenya	Name withheld for security reasons*	Highway and road new construction service	1	250,000.00
Kenya	Name withheld for security reasons*	Parking lot or road maintenance or repairs or services	2	1,464,750.73
Kenya	Goldrock international Ent Co. (K) Ltd.	Dense wavelength division multiplexing DWDM	1	327,554.05
Kenya	Halliday Finch Ltd	Travel facilitation	1	181,359.00
Kenya	HATIMY GROUP OF COMPANIES LTD	Supply of water	1	190,140.00
Kenya	ILRI	Economic or financial evaluation of projects	2	306,380.00
Kenya	Intermedia Development Consultants Ltd	Economic or financial evaluation of projects	1	106,732.00
Kenya	INTERNATIONAL LEADERSHIP AND MANAGEMENT	Disaster warning services	1	113,388.00
Kenya	isiolo central medical clinic	Vehicle rental	1	41,763.72
Kenya	Name withheld for security reasons*	Highway and road new construction service	1	1,404,369.00
Kenya	KENYA KAZI SERVICES LTD.	Surveillance or alarm maintenance or monitoring	1	49,300.11
Kenya	KUEHNE NAGEL LIMITED	Freight forwarders services	3	164,690.99
Kenya	mFieldwork Limited	Radio broadcasting station management	1	50,000.00
Kenya	Name withheld for security reasons*	Vehicle rental	1	36,990.03
Kenya	Payii Roads and Bridges Company Ltd	Parking lot or road maintenance or repairs or services	1	575,451.90
Kenya	Payii Roads and Bridges Company Ltd	Specialized public building construction services	1	357,251.00

\* For security and privacy reasons, the name of the contractor is not displayed when it includes the name of an individual.

2013 | Major contracts for services and works by UN organization

AGENCY	Location of Supplier	Name of Contractor	Description of Services	# Contracts	Total Value of Contracts (USD)
UNOPS continued					
Kenya		PHOENIX AVIATION LTD	Air cargo transport	2	80,114.99
Kenya		PHOENIX AVIATION LTD	Transport arranging services	1	41,619.00
Kenya		PRICEWATERHOUSECOOPERS Kenya	Cost accounting service	1	96,270.00
Kenya		PRIMUS AFRICA LTD	Economic or financial evaluation of projects	1	59,372.00
Kenya		Quest Drive Tours and Safaris	Vehicle rental	2	818,530.86
Kenya		SERENA HOTELS	Meeting or banquet rooms	1	34,780.00
Kenya		Speke Construction General Supply Co.Ltd	School building construction service	1	130,881.00
Kenya		Speke Construction General Supply Co.Ltd	Specialized public building construction services	1	125,096.26
Kenya		UN HABITAT KENYA	Data archiving services	1	523,607.00
Kenya		UNHAS WFP SOMALIA	Commercial airplane travel	3	110,835.50
Kenya		UNHAS WFP SOMALIA	Transport arranging services	1	44,280.90
Kenya		UNITED NATIONS OFFICE AT NAIROBI (UNON)	Cleaning and janitorial services	1	66,605.00
Kenya		UNOPS KENYA OPERATIONS CENTRE	Commercial or industrial facility rental	3	226,034.00
Kenya		Upper Nile Contruction Co.	Specialized public building construction services	1	478,395.00
Kenya		World Health Organization	Business facilities oversight	1	50,000.00
Kenya		WWF Eastern Africa Regional Program. Off	Environmental sciences advisory services	1	55,522.00
Kuwait		United Nations Assistance Mission f Iraq	Passport services	1	440,987.06
Kuwait		United Nations Assistance Mission f Iraq	Security guard services	2	222,746.00
Kuwait		United Nations Assistance Mission f Iraq	Surveillance or alarm maintenance or monitoring	6	1,832,808.84
Kuwait		United Nations Assistance Mission f Iraq	Travel facilitation	1	133,377.66
Lebanon		CONSULTATION & RESEARCH INSTITUTE	Business administration services	1	55,000.00
Lebanon		INTRIA INVESTMENT CO.	Commercial or industrial facility rental	1	93,110.46
Lebanon		KURBAN TRAVEL SERVICES	Commercial airplane travel	2	187,383.00
Lebanon		KURBAN TRAVEL SERVICES	Meeting or banquet rooms	2	116,943.00
Lebanon		MIC 1 SAL	Submarine cable capacities	1	31,500.00
Lebanon		Phoenicia Hotel Societe des Grands hotel	Meeting or banquet rooms	1	57,205.18
Lesotho		Serumula Development Association	Communications vocational training services	1	55,116.00
Lesotho		Serumula Development Association	Economic or financial evaluation of projects	1	35,281.52
Liberia		Liberia Equipment Ltd	Building maintenance and repair services	1	48,000.00
Liberia		Nafa Construction Company	Specialized public building construction services	1	32,103.54
Liberia		NOVAFONE INC.	Internet service providers ISP	1	116,100.00
Liberia		PHOENICIA ARCHITECTURE AND CONSTRUCTION	Building and Facility Construction and Maintenance Services	3	491,640.02
Liberia		THE COR CORPORATION	Commercial or industrial facility rental	1	36,000.00
Liberia		UNITED NATIONS MISSION IN LIBERIA	Business administration services	1	154,000.00
Libya		Name withheld for security reasons*	Residential rental	4	271,188.00
Libya		PALM CITY LIMITED	Residential rental	1	102,903.68
Luxembourg		euroscript Luxembourg S.a.r.l	Written translation services	1	104,358.78
Madagascar		FTHM CONSEILS	Cost accounting service	1	45,810.34
Malawi		PLAN INTERNATIONAL MALAWI	Data archiving services	1	144,614.00
Malawi		PRICEWATERHOUSECOOPER MALAWI	Cost accounting service	1	81,500.00
Malaysia		STATE GOVERNMENT OF SABAH	Environmental sciences advisory services	1	34,300.00
Maldives		ELS & AMIN INTERNATIONAL (PVT) LTD	Specialized public building construction services	1	182,679.69
Maldives		L.F.CONSTRUCTION PVT LTD	Supply of water	2	101,889.94
Maldives		Male Water & Sewerage Company Pvt Ltd	Supply of water	2	435,352.38
Maldives		RAINBOW CONSTRUCTION PVT LTD	Supply of water	1	115,718.40
Maldives		YUMAN CONSTRUCTION	Supply of water	1	99,264.75
Mali		G4S Mali Sarl	Cleaning and janitorial services	1	31,956.30
Mauritius		Name withheld for security reasons*	Specialized public building construction services	1	642,033.00
Mexico		Puerta Joven. Juventud.	Radio broadcasting station management	1	44,975.00
Mexico		UNIVERSIDAD AUTONOMA DE NUEVO LEON	Meat industry vocational training	1	31,460.00
Micronesia (Federated States of)		Western and Central Pacific Fisheries	Environmental sciences advisory services	1	290,212.00
Morocco		HOTEL AMINE	Meeting or banquet rooms	1	40,831.75
Morocco		HOTEL DE LA PAIX	Meeting or banquet rooms	1	32,873.43
Morocco		Name withheld for security reasons*	Economic or financial evaluation of projects	1	39,353.25
Myanmar		Golden Hawks International Ltd.	Commercial or industrial facility rental	1	30,364.37
Myanmar		Hotel Amara	Meeting facilities	1	57,456.59
Myanmar		Ingyin Yagon Trading Co., Ltd	Commercial or industrial facility rental	1	37,190.39
Myanmar		Myanmar Development Research	Economic or financial evaluation of projects	1	145,058.75
Myanmar		Myanmar Marketing Research & Development	Factor analysis	1	76,627.00
Myanmar		Parami Construction Co Ltd	Building maintenance and repair services	1	174,609.71
Myanmar		Pharmaceutical and Foodstuff Industries	Residential rental	1	49,000.00
Myanmar		SHILPA Design&Building Services Co., Ltd	Building maintenance and repair services	1	183,092.30
Myanmar		THE WORLDWIDE MOVING SERVICES CO., LTD	Freight forwarders services	1	38,595.67
Myanmar		THE WORLDWIDE MOVING SERVICES CO., LTD	Local area trucking services	2	147,871.93
Myanmar		THE WORLDWIDE MOVING SERVICES CO., LTD	Road cargo transport	1	58,122.45
Myanmar		Winner Computer Group	Technical support or help desk services	1	79,782.95
Nepal		Community Development Forum	Transport arranging services	1	70,000.00
Nepal		CSC AND CO	Cost accounting service	1	74,351.00
Nepal		FORESTACTION	Business administration services	1	43,285.00
Nepal		Name withheld for security reasons*	Well engineering	2	211,514.81
Netherlands		GENDER & WATER ALLIANCE	Meat industry vocational training	1	47,100.00
Netherlands		MDF TRAINING AND CONSULTANCY BV	Bank or finance sector manpower development	2	88,029.30
Nigeria		Name withheld for security reasons*	Commercial or industrial facility rental	1	48,626.32
Nigeria		Masaneta Projects Limited	Supply of single phase electricity	1	75,186.55
Nigeria		PriceWaterhouseCoopers	Cost accounting service	1	75,200.00
Norway		Net Travel Service	Commercial airplane travel	1	69,572.04
Norway		Nordenfeldske Development Services AS	Environmental sciences advisory services	1	55,928.00
Pakistan		Name withheld for security reasons*	Meeting or banquet rooms	1	151,017.32
Pakistan		Name withheld for security reasons*	Meeting or banquet rooms	1	254,944.00
Pakistan		Citizens' Commission For Human Developme	Meeting or banquet rooms	1	114,441.23
Pakistan		District Social Welfare Council Bhakkar	Meeting or banquet rooms	1	32,299.29
Pakistan		Farmers Development Organization	Meeting or banquet rooms	1	171,461.72
Pakistan		Friends Foundation	Meeting or banquet rooms	1	59,164.93
Pakistan		Good Thinkers Organization	Meeting or banquet rooms	1	40,103.22
Pakistan		LEOPARDS COURIER SERVICES	Transport services	1	50,071.88
Pakistan		Name withheld for security reasons*	Economic or financial evaluation of projects	1	228,550.00
Pakistan		Marvi Rural Development Organization	Meeting or banquet rooms	1	45,099.01
Pakistan		MOJAZ FOUNDATION	Meeting or banquet rooms	1	32,198.42
Pakistan		National Rural Development Program (NRDP	Meeting or banquet rooms	1	58,494.01
Pakistan		Olive International Private Limited	Meeting or banquet rooms	1	63,262.98
Pakistan		Schunazia Relief & Development Organiza	Meeting or banquet rooms	1	176,000.15
Pakistan		Society for Human Empowerment and Rural	Meeting or banquet rooms	1	112,792.87
Pakistan		STANDARD CHARTERED BANK	Business administration services	1	642,243.22
Panama		Name withheld for security reasons*	Well engineering	1	47,250.00
Panama		FUNDACION CIUDAD DEL SABER	Commercial or industrial facility rental	1	64,237.30
Panama		Hoteles Iberoamericanos. S.A.	Tour arrangement services	1	61,923.25
Peru		CASAS INGENIEROS CONTRATISTAS S.A.C.	Well engineering	1	103,646.98
Peru		CONSORCIO ANCASH	Well engineering	1	131,133.19
Peru		CONSORCIO CAMPO BELLO	Well engineering	1	567,218.64
Peru		Name withheld for security reasons*	Well engineering	2	230,441.55
Peru		CONSORCIO CORTE SUPERIOR LIMA	Well engineering	1	520,966.00
Peru		CONSORCIO HOSPITAL ABANCAY	Well engineering	1	2,058,108.11
Peru		CONSORCIO HOSPITALARIO HUACHO	Well engineering	1	271,889.51
Peru		CONSORCIO INVERSIONES TRUJILLO	Well engineering	2	598,546.64
Peru		CONSORCIO SUPERVISIA'N HOSPITAL LAMBAYEQU	Well engineering	1	358,038.90
Peru		CONSTRUCTORA CHIANG S.A. CONTRAT GENERAL	Well engineering	4	1,641,157.49
Peru		CORPORACION INCA S.A.C.	Well engineering	1	108,858.44
Peru		COTECNA DEL PERU S.A.	Electrical engineering services	1	79,727.92
Peru		DAG CONTRATISTAS GENERALES S.A.C	Well engineering	1	48,563.22
Peru		DEZA PAVIMENTOS EIRL	Well engineering	2	376,885.09
Peru		Name withheld for security reasons*	Well engineering	1	50,376.36
Peru		Name withheld for security reasons*	Well engineering	1	400,541.96
Peru		HIDROINGENIERIA S.R.L	Well engineering	2	637,001.43
Peru		HVA ASOCIADOS SAC	Well engineering	1	68,331.13
Peru		IBERICO - INGENIERIA Y CONSTRUCCION S.A.	Well engineering	1	52,164.49

\* For security and privacy reasons, the name of the contractor is not displayed when it includes the name of an individual.

AGENCY				Total Value of
Location of Supplier	Name of Contractor	Description of Services	# Contracts	Contracts (USD)
<b>UNOPS continued</b>				
Peru	Name withheld for security reasons*	Well engineering	1	668,975.35
Peru	Name withheld for security reasons*	Well engineering	1	36,626.96
Peru	MAQUINARIAS S.A.	Transport arranging services	2	430,928.59
Peru	MITSUBI AUTOMOTRIZ S.A.	Transport arranging services	2	714,633.65
Peru	MUNICIPALIDAD DE VILLA EL SALVADOR	Well engineering	3	384,626.88
Peru	MUNICIPALIDAD DISTRITAL DE BAMBAMARCA	Well engineering	1	133,234.81
Peru	MUNICIPALIDAD DISTRITAL DE HUAYLILLAS	Well engineering	2	420,916.16
Peru	MUNICIPALIDAD DISTRITAL DE LA ESPERANZA	Well engineering	2	492,634.51
Peru	MUNICIPALIDAD DISTRITAL DE PATAZ	Well engineering	2	931,826.48
Peru	MUNICIPALIDAD DISTRITAL DE PAUCARTAMBO	Well engineering	1	562,109.27
Peru	MUNICIPALIDAD PROVINCIAL CASTROVIRREYNA	Well engineering	1	31,690.89
Peru	MUNICIPALIDAD PROVINCIAL DE CHEPEN	Well engineering	1	32,927.19
Peru	R&CIA SRL	Well engineering	1	153,254.39
Peru	Name withheld for security reasons*	Well engineering	1	35,843.14
Peru	TE.SA.M PERU S.A.	Radio broadcasting station management	1	30,889.45
Peru	TOP CONSULT INGENIERIA SAC	Well engineering	1	37,294.96
Peru	TRANSPORTES GIRASOLES SAC	Transport arranging services	2	434,689.59
Peru	UNIV. CATOLICA SANTO TORIBIO DE MOGROVEJO	Well engineering	1	60,678.00
Philippines	CONSERVATION INTERNATIONAL FOUNDATION	Environmental sciences advisory services	1	55,000.00
Philippines	NATIONAL FISHERIES RESEARCH AND DEVELOPM	Environmental sciences advisory services	1	76,457.80
Philippines	PEMSEA	Economic or financial evaluation of projects	1	43,753.76
Qatar	Saleem For Contracting & Trade Co.ltd	Specialized public building construction services	1	129,765.00
Qatar	Saleem For Contracting & Trade Co.ltd	Well engineering	1	70,512.10
Romania	Stellar Re intermediaries Inc	Bank or finance sector manpower development	1	371,353.00
Russian Federation	Kurumkanvodstroj, LLC	Water quality assessment services	1	34,095.36
Russian Federation	Kurumkanvodstroj, LLC	Water quality management	1	33,809.55
Rwanda	Atlantis Consult Ltd	Specialized public building construction services	1	39,731.00
Sao Tome and Principe	Ministry of Public Works, Infrastructure	Meat industry vocational training	1	120,000.00
Senegal	AGETIP REM. SUR TRAVAUUX	Data archiving services	2	360,993.37
Senegal	SOTERCO/PROSE	Local telephone service	1	90,003.00
Serbia	Balkanska Istrazivacka mreza	Bank or finance sector manpower development	2	65,064.04
Serbia	Name withheld for security reasons*	Business administration services	1	30,238.73
Serbia	Name withheld for security reasons*	Business administration services	1	30,238.73
Serbia	DCG d.o.o.	Social policy services	3	217,464.87
Serbia	DEKOR DOO	Hospital construction service	1	64,491.98
Serbia	EHTING D.O.O.	Regional development planning services	1	34,295.18
Serbia	EXECUTIVE GROUP D.O.O. BEOGRAD	Urban environmental development planning	2	88,538.48
Serbia	FAKULTET TEHNIKIH NAUKA	Regional development planning services	1	45,210.73
Serbia	GRA?EVINAR D.O.O.	Specialized public building construction services	2	234,477.14
Serbia	HOUSING CENTER	Well engineering	1	67,723.60
Serbia	IGM MEGALIT-SUMNIK AD	Specialized public building construction services	2	278,900.16
Serbia	INSTITUT ZA VODOPRIVREDU JAROSLAV CERNI	Regional development planning services	1	50,066.37
Serbia	Name withheld for security reasons*	Business administration services	1	30,238.73
Serbia	Name withheld for security reasons*	Business administration services	1	30,238.73
Serbia	LASERMAX D.O.O.	Planning or layout of graphic production	1	59,327.95
Serbia	Name withheld for security reasons*	Business administration services	1	30,238.73
Serbia	NEKTING D.O.O. BEOGRAD	Specialized public building construction services	1	139,678.48
Serbia	Regionalna agencija za ekonomski razvoj	Regional development planning services	1	100,234.80
Serbia	VODOTEHNIKA	Feasibility studies or screening of project ideas	1	75,722.00
Serbia	VODOTEHNIKA	Specialized public building construction services	1	48,591.67
Seychelles	Avalon Project Management PTY Ltd	Well engineering	1	83,988.00
Seychelles	Island Construction Company Ltd	Specialized public building construction services	1	202,457.00
Seychelles	Mahe Builders Co. Ltd	Specialized public building construction services	1	1,057,914.00
Seychelles	Ministry of Environment and Energy	Meat industry vocational training	1	100,000.00
Sierra Leone	FAAJAH INTERNATIONAL ENTERPRISES	Hospital construction service	5	310,098.60
Sierra Leone	HARRIS CONSTRUCTION AND ENGINEERING SERV	Hospital construction service	4	272,333.66
Sierra Leone	M S Holdings Limited	Maintenance or support fees	1	43,682.33
Sierra Leone	Name withheld for security reasons*	Hospital construction service	5	309,847.81
Singapore	CADG Engineering Pte Ltd	Parking lot or road maintenance or repairs or services	1	34,800.00
Singapore	CADG Engineering Pte Ltd	Road cargo transport	1	200,601.70
Singapore	CADG INTERNATIONAL PTE. LTD.	Disarmament	2	216,210.00
Singapore	Name withheld for security reasons*	Residential rental	1	500,000.00
Singapore	Name withheld for security reasons*	Inspection	1	32,290.00
South Africa	African Centre for Water Research	Water quality assessment services	1	225,098.50
South Africa	Denel (PTY) Ltd	Disarmament	6	4,075,192.83
South Africa	Denel (PTY) Ltd	Disaster warning services	2	523,159.40
South Africa	Name withheld for security reasons*	Residential rental	1	36,000.00
South Africa	Name withheld for security reasons*	Photographic or picture mounting or framing services	1	38,780.00
South Africa	HYDROSOL CONSULTING (PTY) LTD	Programming for Visual Basic	1	40,748.57
South Africa	Institute of Natural Resources NPC	Environmental sciences advisory services	1	63,173.75
South Africa	MBB Consulting	Environmental sciences advisory services	1	121,198.00
South Africa	North West University	Water quality assessment services	1	63,550.00
South Africa	OBSIDIAN SYSTEMS	Programming for Visual Basic	1	36,116.46
South Africa	PRICE WATER HOUSE COOPERS INC	Commercial or industrial facility rental	1	128,780.00
South Africa	Rivers for Africa eFlows Consulting (Pty	Water quality assessment services	2	419,874.00
South Sudan	ANISA TRADING COMPANY LTD	Parking lot or road maintenance or repairs or services	2	245,470.40
South Sudan	AUTO REACH ENG. LTD	Vehicle maintenance and repair services	2	89,968.20
South Sudan	Doctors with Africa Culamm (NGO)	Hospital construction service	1	127,470.00
South Sudan	JMG	Parking lot or road maintenance or repairs or services	2	1,574,463.75
South Sudan	Juba Auto Co.LTD	Vehicle maintenance and repair services	1	40,250.49
South Sudan	JUBA BRIDGE HOTEL	On site cafeteria management	1	90,740.74
South Sudan	PREMIER CONSULTING FIRM	Parking lot or road maintenance or repairs or services	2	1,088,381.00
South Sudan	Property Investment Agency Ltd	Parking lot or road maintenance or repairs or services	1	484,431.14
South Sudan	South Sudan Mining & Investment Co. Ltd	Parking lot or road maintenance or repairs or services	1	361,918.00
South Sudan	TROJAN ENTERPRISES	Road cargo transport	2	269,198.00
South Sudan	TROJAN ENTERPRISES	Vehicle rental	1	30,240.00
South Sudan	Universal Hydro Engineers & Contractors	Specialized public building construction services	2	162,356.00
South Sudan	World Food Programme South Sudan	Commercial airplane travel	1	30,792.00
Spain	FUNDACI?N ACADEMIA EUROPEA DE YUSTE	Cultural events organizations	1	49,000.00
Spain	INGENIERIA Y ECONOMIA DEL TRANSPORTE S.A	Trade projections	1	132,195.70
Spain	PLANHO CONSULTORES, S.L.P.	Well engineering	1	654,056.54
Spain	Name withheld for security reasons*	Well engineering	2	138,813.85
Spain	UTE HOSPITAL LA PROVIDENCIA	Hospital construction service	2	11,084,594.24
Sri Lanka	A Group Construction & Consults	School building construction service	4	243,903.74
Sri Lanka	Name withheld for security reasons*	School building construction service	3	712,294.80
Sri Lanka	Business Promoters and Partners (Pvt)Ltd	Highway and road new construction service	2	240,890.07
Sri Lanka	Chamari Construction	Well engineering	3	195,274.16
Sri Lanka	Daya Construction (Pvt) Ltd	School building construction service	2	205,806.94
Sri Lanka	DHARMADASA CONSTRUCTION & ENTERPRISE	School building construction service	1	249,732.34
Sri Lanka	HAG Construction (Pvt) Ltd	Specialized public building construction services	1	73,717.30
Sri Lanka	International Water Management Institute	Water quality management	1	399,990.00
Sri Lanka	Murugesu Works & Construction	School building construction service	2	101,830.38
Sri Lanka	PREMIUM INTERNATIONAL (PVT) LTD.	School building construction service	4	410,746.54
Sri Lanka	R R Construction (Pvt) Ltd	Well engineering	1	421,202.27
Sri Lanka	Unicom Trading Company	Residential rental	2	78,173.94
Sri Lanka	Wahid Construction	School building construction service	2	283,127.91
Palestine (State of)	AAU anastas	Well engineering	2	152,063.68
Palestine (State of)	Abaad Contracting Company	Specialized public building construction services	1	2,764,610.03
Palestine (State of)	AlHanani Company for General Contracting	Specialized public building construction services	1	50,558.12
Palestine (State of)	Arab World for Research and Development	Business administration services	1	73,000.00
Palestine (State of)	BCI for Communication & Advanced Technol	Fax Administration Service	1	216,526.00
Palestine (State of)	BCI for Communication & Advanced Technol	Specialized public building construction services	1	322,532.14
Palestine (State of)	Brothers Contracting Company	Detention facility construction service	1	739,147.08
Palestine (State of)	Brothers Contracting Company	Specialized public building construction services	1	99,537.45
Palestine (State of)	Name withheld for security reasons*	Specialized public building construction services	1	656,061.95

\* For security and privacy reasons, the name of the contractor is not displayed when it includes the name of an individual.

2013 | Major contracts for services and works by UN organization

AGENCY	Location of Supplier	Name of Contractor	Description of Services	# Contracts	Total Value of Contracts (USD)
UNOPS continued					
	Palestine (State of)	Excellent Systems	Fax Administration Service	1	315,621.00
	Palestine (State of)	ITLAQ Technologies	Business administration services	1	40,500.00
	Palestine (State of)	Lamma Film for Cinema Productions	Photographic or picture mounting or framing services	1	47,000.00
	Palestine (State of)	Name withheld for security reasons*	Management development	1	329,950.00
	Sudan	Drinking Water & Sanitation Unit	Rural youth or farmers vocational training services	1	33,333.33
	Sudan	NATIONAL INSURANCE CORPORATION (SS) LTD	Insurance services for structures and property and possessions	1	38,640.97
	Sudan	SOUTHERN ENGINEERS & BUILDERS CO. LTD	Specialized public building construction services	1	691,814.00
	Swaziland	NGO Coordination Committee for Iraq - NC	Environmental non governmental services	1	249,950.00
	Sweden	Name withheld for security reasons*	Disaster warning services	2	222,194.42
	Sweden	Name withheld for security reasons*	Meat industry vocational training	1	101,581.43
	Sweden	Stockholm International Water Institute	Environmental sciences advisory services	1	50,000.00
	Switzerland	American Express Int. - Swisscard AECS	Commercial airplane travel	18	1,217,503.48
	Switzerland	American Express Int. c/o UNOG	Commercial airplane travel	2	71,938.34
	Switzerland	CGI Immobilier SA	Commercial or industrial facility rental	1	43,667.94
	Switzerland	COMPTOIR IMMOBILIER SA	Commercial or industrial facility rental	2	242,094.57
	Switzerland	DGDA Switzerland Sarl	Economic or financial evaluation of projects	1	249,700.00
	Switzerland	Name withheld for security reasons*	Staff recruiting services	1	57,500.00
	Switzerland	FIPOI-FONDATION DES IMMEUBLES	Commercial or industrial facility rental	3	127,706.14
	Switzerland	FONDATION SUISSE DE DEMINAGE	Disaster warning services	1	309,627.00
	Switzerland	GENEVA INT'L CENTRE HUMANITARIA DEMINING	Disarmament	2	131,500.00
	Switzerland	INTERHYVE SARL	Chambers of Commerce	1	72,804.24
	Switzerland	INTERNATIONAL COMPUTING CENTRE	Rural youth or farmers vocational training services	1	31,088.00
	Switzerland	IUCN - THE WORLD CONSERVATION UNION	Environmental information systems	1	79,535.00
	Switzerland	MINEWOLF SYSTEMS AG	Disarmament	2	131,190.35
	Switzerland	MINEWOLF SYSTEMS AG	Disaster warning services	1	231,699.00
	Switzerland	MOEVENPICK HOTEL GENEVE (SOGEMCO)	Meeting or banquet rooms	1	75,583.83
	Switzerland	Plain Sense sarl	Editing services	1	68,602.03
	Switzerland	PricewaterhouseCoopers SA	Cost accounting service	1	80,972.00
	Switzerland	SEECON INTERNATIONAL GMBH	Meat industry vocational training	1	30,180.00
	Switzerland	Swisscom Mobile	Submarine cable capacities	1	83,150.98
	Switzerland	UNCTAD Trust Fund	Meeting facilities	1	137,995.00
	Switzerland	United Nations Office at Geneva	Cleaning and janitorial services	1	46,152.00
	Switzerland	Unity Web	Programming for Visual Basic	1	40,750.55
	Switzerland	WORLD HEALTH ORGANIZATION	Health administration services	1	134,074.61
	Thailand	UNESCAP	Commercial or industrial facility rental	2	189,366.00
	Thailand	Women Organizing forChange inAgriculture	Business administration services	1	90,000.00
	Timor-Leste	ARAFURA TIMOR SEAS ECOSYSTEM ACTION TIMO	Environmental information systems	1	72,003.05
	Trinidad and Tobago	Hyatt Regency Trinidad	Meeting or banquet rooms	1	40,539.39
	Tunisia	BECASSE	Social policy services	1	44,677.50
	Tunisia	Name withheld for security reasons*	Well engineering	1	197,153.25
	Tunisia	Name withheld for security reasons*	Water quality management	1	48,739.13
	Tunisia	SHARING TECHNOLOGIES	Computer or network or internet security	2	250,872.08
	Tunisia	SOCIETE DTA ARCHITECTES	Well engineering	3	262,285.41
	Tunisia	Name withheld for security reasons*	Well engineering	2	140,823.74
	Turkey	Payment account of Ministry of Interior	Bank or finance sector manpower development	1	711,958.00
	Turkey	Payment account of Ministry of Interior	Data archiving services	1	699,383.00
	Uganda	Bush Contractors Co. Ltd	Specialized public building construction services	1	460,010.04
	Uganda	deloitte uganda ltd	Cost accounting service	1	38,720.00
	Uganda	ENMARG GROUP INC	Parking lot or road maintenance or repairs or services	1	891,730.00
	Uganda	EPINEX ENGINEERING SERVICES LTD	Well engineering	1	43,266.70
	Uganda	IMPERIAL BOTANICAL BEACH HOTEL	Meeting or banquet rooms	1	33,150.00
	Uganda	Juba Cheap Stores Co. Ltd	Specialized public building construction services	3	297,690.47
	Uganda	MACDOWEL LIMITED	Parking lot or road maintenance or repairs or services	1	1,984,357.50
	Uganda	MAGECON CONSTRUCTION LTD	Parking lot or road maintenance or repairs or services	2	98,025.00
	Uganda	MAGECON CONSTRUCTION LTD	Specialized public building construction services	1	1,207,084.18
	Uganda	Mega Trading & Investment Co. Ltd	Parking lot or road maintenance or repairs or services	2	1,202,643.00
	Uganda	MESCO LIMITED	Parking lot or road maintenance or repairs or services	1	567,182.00
	Uganda	Ministry of Finance, Planning & Economic	Data archiving services	1	173,838.00
	Uganda	Name withheld for security reasons*	Commercial or industrial facility rental	1	36,000.00
	Uganda	Prism Construction Co.Ltd	Parking lot or road maintenance or repairs or services	2	884,937.56
	Uganda	RAS MULTIPLE SERVICES LIMITED	Specialized public building construction services	1	55,570.00
	Uganda	Zhonghao Overseas Const. & Eng. Co. Ltd	Parking lot or road maintenance or repairs or services	1	285,244.43
	Ukraine	Name withheld for security reasons*	Water quality management	1	42,990.00
	Ukraine	UKROBORONSERVICE State Company	Disarmament	7	1,673,020.00
	Ukraine	UKROBORONSERVICE State Company	Disaster warning services	1	388,310.00
	United Arab Emirates	Name withheld for security reasons*	Dam construction service	3	907,719.04
	United Arab Emirates	Baker Botts LLP	Business law services	1	600,000.00
	United Arab Emirates	Consusda Engineering & Investment Co. LT	Specialized public building construction services	1	191,176.06
	United Arab Emirates	CTG Global Limited	Business administration services	20	3,640,911.44
	United Arab Emirates	CTG Global Limited	Cleaning and janitorial services	1	35,000.00
	United Arab Emirates	CTG Global Limited	Disarmament	7	825,273.33
	United Arab Emirates	CTG Global Limited	Disaster warning services	14	881,315.26
	United Arab Emirates	CTG Global Limited	Employment promotion or planning services	4	949,178.83
	United Arab Emirates	CTG Global Limited	Specialized public building construction services	1	35,000.00
	United Arab Emirates	CTG Global Limited	Staff recruiting services	4	408,232.89
	United Arab Emirates	CTG Global Limited	Well engineering	5	1,462,544.49
	United Arab Emirates	Eyat Roads and Bridges	Industrial Production and Manufacturing Services	1	60,750.00
	United Arab Emirates	MENTOR FZ LLC	Bank or finance sector manpower development	1	72,350.00
	United Arab Emirates	MENTOR FZ LLC	Meat industry vocational training	2	132,300.00
	United Arab Emirates	Newtech Consulting Group RAKFTZ Branch	Dam construction service	1	32,092.00
	United Arab Emirates	Newtech Consulting Group RAKFTZ Branch	Well engineering	1	49,656.00
	United Arab Emirates	PTL SOLAR FZ LLC	Urban development planning services	1	187,140.00
	United Arab Emirates	RA International FZCO	Business facilities oversight	1	129,217.00
	United Arab Emirates	RA International FZCO	Parking lot or road maintenance or repairs or services	1	47,964.00
	United Arab Emirates	SKY HIGH ADVERTISING	Meeting or banquet rooms	1	49,877.48
	United Kingdom	ACTION ON ARMED VIOLENCE (AOAV)	Disarmament	5	2,291,925.35
	United Kingdom	Artiflex Creative Webnet Ltd	Graphic display services	3	206,101.64
	United Kingdom	Name withheld for security reasons*	Internet service providers ISP	1	34,410.00
	United Kingdom	Chartered Institute Purchasing & Supply	Business administration services	1	36,463.22
	United Kingdom	Chartered Institute Purchasing & Supply	Data archiving services	1	56,542.81
	United Kingdom	Coffey International Development	Data archiving services	1	488,570.00
	United Kingdom	Concern Universal	Data archiving services	1	220,000.00
	United Kingdom	Explosive Learning Solutions	Disarmament	1	45,967.44
	United Kingdom	G4S Ordnance Management Limited	Disarmament	5	10,154,264.01
	United Kingdom	G4S Risk Management Ltd	Surveillance or alarm maintenance or monitoring	1	994,129.37
	United Kingdom	International Organisation Development	Economic or financial evaluation of projects	1	189,878.00
	United Kingdom	Linx News Ltd	Photographic or picture mounting or framing services	1	56,028.00
	United Kingdom	Name withheld for security reasons*	Data archiving services	1	49,000.00
	United Kingdom	MINE TECH INTERNATIONAL LTD	Disarmament	4	10,931,557.00
	United Kingdom	MINES ADVISORY GROUP	Disarmament	2	389,980.00
	United Kingdom	MINES ADVISORY GROUP	Disaster warning services	1	190,144.00
	United Kingdom	MMIC EOD LTD	Disarmament	2	250,422.51
	United Kingdom	MMIC EOD LTD	Disaster warning services	1	499,382.18
	United Kingdom	Name withheld for security reasons*	Year end audits	4	218,374.00
	United Kingdom	Name withheld for security reasons*	Management development	1	44,060.00
	United Kingdom	Name withheld for security reasons*	Specialized public building construction services	1	64,917.83
	United Kingdom	Name withheld for security reasons*	Well engineering	6	294,077.98
	United Kingdom	PRIME PRODUCTION Ltd	Radio broadcasting station management	1	38,000.00
	United Kingdom	PRIME PRODUCTION Ltd	Written translation services	1	36,000.00
	United Kingdom	Standard Chartered Bank	Rural youth or farmers vocational training services	1	30,609.12
	United Kingdom	THE HALO TRUST	Disarmament	11	3,301,348.50
	United Kingdom	The Stationery Office	Meat industry vocational training	1	47,359.93
	United Kingdom	Training Byte Size Ltd	Communications vocational training services	1	231,006.99
	United Kingdom	Upper Quartile LLP	Data archiving services	1	195,560.76
	United Republic of Tanzania	M&R Appropriate Technology Engineering	Production planning	1	32,900.43

\* For security and privacy reasons, the name of the contractor is not displayed when it includes the name of an individual.

AGENCY	Location of Supplier	Name of Contractor	Description of Services	# Contracts	Total Value of Contracts (USD)
<b>UNOPS continued</b>					
	United Republic of Tanzania	Plan International	Data archiving services	1	80,947.00
	United Republic of Tanzania	Plan International	Environmental sciences advisory services	1	152,124.00
	United Republic of Tanzania	Tanzania Women Land Access Trust	Temporary clerical or administrative assistance	1	43,208.00
	United States of America	A.K. OFFICE SUPPLIES LTD.	Planning or layout of graphic production	1	31,770.00
	United States of America	Bancroft Global Development	Disarmament	12	14,985,992.47
	United States of America	Board of Trustees / UIC Great Lakes Cent	Meat industry vocational training	1	50,000.00
	United States of America	Boydin	Meat industry vocational training	1	87,360.00
	United States of America	COMMUNICATIONS DEVELOPMENT INC. (CDI)	Editing services	1	43,469.00
	United States of America	CONSENSUS BUILDING INSTITUTE, Inc	Conservation of forest genetic resources	1	38,157.00
	United States of America	Conservation International Foundation	Environmental non governmental services	1	128,651.38
	United States of America	Conservation International Foundation	Environmental sciences advisory services	2	129,668.42
	United States of America	Deloitte Financial Advisory Services LLP	Temporary clerical or administrative assistance	1	36,250.00
	United States of America	DENEL (PTY) LIMITED	Disarmament	15	22,858,240.73
	United States of America	EMERGING MARKETS COMMUNICATIONS, INC.	Internet service providers ISP	5	278,435.92
	United States of America	EMERGING MARKETS COMMUNICATIONS, INC.	Online data processing service	1	87,176.78
	United States of America	Foundations of Success	Software maintenance and support	1	30,000.00
	United States of America	Name withheld for security reasons*	Meat industry vocational training	1	30,000.00
	United States of America	GIDERIR	Parking lot or road maintenance or repairs or services	1	48,650.58
	United States of America	GMMB INC.	Radio broadcasting station management	1	145,033.61
	United States of America	GRACIOUS THYME CATERING, Inc.	Banquet and catering services	1	39,985.00
	United States of America	Grand Hyatt New York	Meeting or banquet rooms	1	35,800.00
	United States of America	INDECOMM HOLDINGS INC.	Business administration services	1	48,000.00
	United States of America	Innovate CV Corp.	Meat industry vocational training	1	42,500.00
	United States of America	Innovation N'Ideas LLC (INI)	Business administration services	1	48,750.00
	United States of America	International Coastal and Ocean Organiza	Environmental sciences advisory services	1	40,000.00
	United States of America	International Food Policy Research Inst.	Economic or financial evaluation of projects	1	65,295.00
	United States of America	IUCN- International Union	Water quality assessment services	1	36,600.00
	United States of America	Name withheld for security reasons*	Economic or financial evaluation of projects	1	65,045.00
	United States of America	Name withheld for security reasons*	Business administration services	1	108,000.00
	United States of America	Name withheld for security reasons*	Business administration services	1	72,000.00
	United States of America	Kuehne & Nagel Services Ltd.	Freight forwarders services	1	178,665.00
	United States of America	MEDICAL CARE DEVELOPMENT INTERNATIONAL	Data archiving services	2	512,114.00
	United States of America	P & D CONSULTING SERVICE INC	Business administration services	1	34,452.00
	United States of America	P&D Consulting Services, Inc	Radio broadcasting station management	1	60,258.00
	United States of America	RLJ III DBT Metrop Manhattan Lessee LLC	Meeting or banquet rooms	1	70,350.00
	United States of America	Sherwood 370 Management A/A/F Sherwood	Commercial or industrial facility rental	1	127,201.75
	United States of America	THE ASIA SOCIETY	Meeting or banquet rooms	1	66,250.00
	United States of America	The Corkery Group Inc	Radio broadcasting station management	1	48,960.00
	United States of America	THE NORRIS GROUP, INC	Economic or financial evaluation of projects	1	49,500.00
	United States of America	The Regents of the University of Californ	Economic or financial evaluation of projects	1	52,631.00
	United States of America	The Urban Institute	Regional development planning services	1	209,517.00
	United States of America	Name withheld for security reasons*	Still film processing or reproduction	1	31,340.00
	United States of America	TS 405 LEXINGTON OWNER, L.L.C.	Commercial or industrial facility rental	1	2,600,000.00
	United States of America	Ultravirgo Creative LLC	Mass communication services	1	83,656.25
	United States of America	UNDP Somalia	Agriculture vocational training services	1	438,747.50
	United States of America	UNDP Somalia	Residential rental	1	94,421.00
	United States of America	UNICEFF	Data archiving services	1	346,850.00
	United States of America	VERIZON BUSINESS (MCI GOVT)	Dark fiber	1	47,636.49
	United States of America	VICTORIA FURNITURES LTD	Relocation services	1	235,000.00
	United States of America	World Bank	Public enterprises management or financial services	4	240,000.00
	Uruguay	AGESIC - AG P/EL DESARROLLO DEL GOBIERNO	Tour arrangement services	1	99,443.92
	Uruguay	Centro Latinoamericano de Economia Human	Economic or financial evaluation of projects	1	30,000.00
	Uruguay	Centro Latinoamericano de Economia Human	Factor analysis	1	30,000.00
	Uruguay	Cia Rioplatense de Hoteles SA	Tour arrangement services	1	110,000.00
	Uruguay	CULTURAL AMBIENTAL	Meat industry vocational training	1	52,576.00
	Yemen	Name withheld for security reasons*	Vehicle rental	4	374,400.00
	Yemen	Name withheld for security reasons*	Advertising campaign services	1	248,000.00
	Yemen	Name withheld for security reasons*	Billboard advertising	1	128,000.00
	Yemen	Name withheld for security reasons*	Planning or layout of graphic production	1	56,000.00
	Yemen	Circle Yemen	Meeting or banquet rooms	1	48,600.00
	Yemen	Mass Advertising Company	Advertising campaign services	1	249,200.00
	Yemen	Movenpick Hotel Sanaa	Meeting facilities	1	78,000.00
	Yemen	Movenpick Hotel Sanaa	Meeting or banquet rooms	4	5,251,368.68
	Yemen	MTN YEMEN	Submarine cable capacities	1	71,500.00
	Yemen	National Dialogue Conference(NDC)	Data archiving services	2	1,464,991.59
	Yemen	Public Telecommunication Corporation	Internet service providers ISP	2	129,948.00
	Yemen	Universal Rent A Car - Hertz	Vehicle rental	1	107,300.00
	Yemen	UNIVERSAL RENT A CAR(HERTZ)	Vehicle rental	1	179,500.00
	Yemen	View for Media Production	Radio placement	2	71,250.00
	Yemen	Yemen Radio & TV Corporation	Photographic or picture mounting or framing services	2	60,485.10
	Zambia	KEEPERS ZAMBIA FOUNDATION	Property management	1	60,000.00
	Zimbabwe	CITIZEN CONSTRUCTION COMPANY PVT LTD	Hospital construction service	2	464,195.74
	Zimbabwe	JM CONSTRUCTION	Hospital construction service	2	366,159.43
	Zimbabwe	SFI CONSTRUCTORS (PVT) LTD	Hospital construction service	1	215,775.16
	Zimbabwe	WaterNet	Meat industry vocational training	1	36,040.00
<b>UNOV</b>					
	Afghanistan	Afghan Telecom Corporation	Telecommunications media services	1	34,208.00
	Afghanistan	ASIX Communication	Internet services	1	1,002,832.00
	Afghanistan	IDG Security Afghanistan Ltd.	Security guard services	4	676,590.00
	Afghanistan	Name withheld for security reasons*	Office equipment rental or leasing services	1	48,000.00
	Australia	The Wynyard Group	Education and Training Services	1	33,200.00
	Austria	ACP IT Solutions GmbH	Information Technology Service Delivery	1	50,281.80
	Austria	AMEX EXPORT-IMPORT GMBH	Instrumentation installation maintenance and repair services	2	221,222.72
	Austria	Essecca GmbH	Building maintenance service	1	90,716.28
	Austria	Imtech ICT Austria GmbH	Information Technology Service Delivery	1	163,456.45
	Austria	KAPSCH BUSINESSCOM AG	Infrastructure maintenance and repair services	1	75,146.54
	Austria	KAPSCH BUSINESSCOM AG	Security systems services	1	42,287.28
	Austria	Le Nouveau Palace SA	Travel agents	1	41,050.94
	Austria	NIEDEROESTERREICHISCHE LANDES-FEUERWEHRSSCHULE	Education and Training Services	1	35,801.28
	Austria	PKE Electronics AG	Infrastructure maintenance and repair services	1	510,404.92
	Austria	PKE Electronics AG	Security systems services	1	101,563.61
	Austria	Sitexs-Databusiness IT Solutions GmbH	Computer hardware maintenance and support	2	214,301.47
	Austria	Sitexs-Databusiness IT Solutions GmbH	Computer hardware rental or leasing services	1	99,885.87
	Austria	Sitexs-Databusiness IT Solutions GmbH	Information Technology Service Delivery	1	93,980.84
	Austria	Soft-Dat	Training planning and development consultancy service	1	448,275.86
	Austria	UNIVERSITAET FUER BODENKULTUR WIEN	Geographic information system GIS services	1	45,300.00
	Belgium	Xplanation Language Services	Writing and translations	1	47,578.00
	Canada	MDA Geospatial Services Inc.	Geographic information system GIS services	3	609,976.11
	China	China Translation & Publication Corporation	Writing and translations	1	62,000.00
	Denmark	DAN OFFICE	Information Technology Service Delivery	3	375,486.00
	France	Spot Image	Geographic information system GIS services	1	35,242.04
	Germany	Analyticon Instruments GmbH	Instrumentation installation maintenance and repair services	1	32,579.21
	Germany	Dermalog Identification Systems GmbH	Building and facility maintenance and repair services	1	35,321.48
	Germany	European Space Imaging GmbH	Geographic information system GIS services	1	34,000.00
	Germany	IMC Information Multimedia Communication AG	Education and Training Services	6	615,594.19
	Germany	KTG Vermoegensverwaltungs GmbH	Infrastructure maintenance and repair services	1	116,175.75
	Italy	Corimec Italiana SpA	Prefabricated farm buildings and structures	1	2,287,076.61
	Italy	Telecom Italia	Telecommunication Services	1	37,250.00
	Italy	UVET AMEX	Travel agents	1	1,087,162.00
	Luxembourg	Centre de Recherche Public Henri Tudor	Computer services	1	64,890.00
	Malta	Gutenberg Press Ltd	Reproduction services	1	47,127.21
	Malta	International Translation Agency Limited	Writing and translations	1	57,357.00
	Senegal	Senegal Decouverte Touristique S.A.	Education and Training Services	1	72,218.00
	Spain	Celer Pawlowsky, SL	Writing and translations	1	37,442.37
	Spain	Translator Legal and Financial, S.L.	Writing and translations	1	79,725.00

\* For security and privacy reasons, the name of the contractor is not displayed when it includes the name of an individual.

2013 | Major contracts for services and works by UN organization

AGENCY	Location of Supplier	Name of Contractor	Description of Services	# Contracts	Total Value of Contracts (USD)
	<b>UNOV continued</b>				
	Switzerland	Fondation pour l'etude des relations internationales	International relations and cooperation	1	63,598.88
	Switzerland	LIPOMED AG	Medical science and research	1	52,262.00
	United Kingdom	Hesco Bastion Ltd	Law enforcement vocational training services	1	362,833.13
	United Kingdom	New Moon Television Ltd	Film post production service	1	67,818.53
	United Kingdom	SHI International Corp.(United Kingdom)	Information Technology Service Delivery	1	51,180.00
	United Kingdom	Smiths Detection-Watford Limited	Instrumentation installation maintenance and repair services	1	44,347.28
	United States of America	CISCO SYSTEMS INC	Information Technology Service Delivery	2	108,682.50
	United States of America	Citrix Systems, Inc.	System and system component administration services	1	42,800.00
	United States of America	University of Washington	Laboratory equipment maintenance	1	90,000.00
	<b>UNDP</b>				
	Afghanistan	Name withheld for security reasons*	Real estate services	1	90,000.00
	Afghanistan	Name withheld for security reasons*	Real estate services	1	87,071.04
	Afghanistan	Name withheld for security reasons*	Real estate services	1	60,000.00
	Afghanistan	AFAQ CONSTRUCTION CO.LTD	Marine construction services	1	222,653.00
	Afghanistan	Afghan Telecom	Local and long distance telephone communications	1	237,674.00
	Afghanistan	AFGHAN WIRELESS COMMUNICATION COMPANY	Local and long distance telephone communications	1	36,024.00
	Afghanistan	Name withheld for security reasons*	Real estate services	1	89,142.84
	Afghanistan	Name withheld for security reasons*	Building construction management	1	76,885.00
	Afghanistan	Name withheld for security reasons*	General building and office cleaning and maintenance services	1	116,512.00
	Afghanistan	Amanullah	Real estate services	1	41,205.36
	Afghanistan	Name withheld for security reasons*	Building construction management	1	37,650.00
	Afghanistan	Name withheld for security reasons*	Real estate services	1	30,000.00
	Afghanistan	Babor Afghanistan Construction Company (BACC)	Building and Facility Construction and Maintenance Services	1	98,540.00
	Afghanistan	Name withheld for security reasons*	Building construction management	2	134,420.00
	Afghanistan	Cobruche Construction Co	Building construction management	1	50,528.00
	Afghanistan	Deunik Logistic Services	Building construction management	1	97,305.00
	Afghanistan	ELMI LTD	Soap or cleaning preparations or perfumes or cosmetics production services	1	64,937.56
	Afghanistan	Etsalat Afghanistan	Local and long distance telephone communications	1	58,973.68
	Afghanistan	Name withheld for security reasons*	Real estate services	1	66,000.00
	Afghanistan	Name withheld for security reasons*	Real estate services	1	450,000.00
	Afghanistan	GOLDEN GALAXY CONSTRUCTION CO	Building construction management	1	683,480.24
	Afghanistan	HAFIZULLAH	Real estate services	1	42,000.00
	Afghanistan	IDG Security (Afghanistan) Ltd.	Security and personal safety	10	9,405,187.29
	Afghanistan	Name withheld for security reasons*	Building maintenance service	1	221,760.00
	Afghanistan	Name withheld for security reasons*	General building and office cleaning and maintenance services	1	202,562.69
	Afghanistan	Khidmat Top Cleaning Services KTC International	Refuse disposal and treatment	2	298,796.28
	Afghanistan	Name withheld for security reasons*	Building construction management	1	51,286.00
	Afghanistan	Name withheld for security reasons*	Real estate services	1	42,000.00
	Afghanistan	Name withheld for security reasons*	Real estate services	1	52,500.00
	Afghanistan	Name withheld for security reasons*	Real estate services	1	1,062,000.00
	Afghanistan	Name withheld for security reasons*	Real estate services	1	51,603.48
	Afghanistan	Name withheld for security reasons*	Real estate services	1	42,000.00
	Afghanistan	Name withheld for security reasons*	Real estate services	1	66,857.16
	Afghanistan	Name withheld for security reasons*	Real estate services	3	360,000.00
	Afghanistan	Name withheld for security reasons*	Real estate services	1	48,000.00
	Afghanistan	Name withheld for security reasons*	Real estate services	1	66,000.00
	Afghanistan	Name withheld for security reasons*	Real estate services	1	36,000.00
	Afghanistan	Name withheld for security reasons*	Real estate services	1	141,960.00
	Afghanistan	Name withheld for security reasons*	Real estate services	1	66,000.00
	Afghanistan	NEW WAVE CINEMA	Television services	1	177,600.00
	Afghanistan	SAHIL INTERNATIONAL TRANSPORTATION CO	Freight forwarders services	1	213,572.00
	Afghanistan	Name withheld for security reasons*	Real estate services	1	56,400.00
	Afghanistan	Name withheld for security reasons*	Building construction management	1	65,539.54
	Afghanistan	TELECOM DEVELOPMENT CO. AFGHANISTAN (Roshan)	Local and long distance telephone communications	2	139,313.27
	Afghanistan	TELECOM DEVELOPMENT CO. AFGHANISTAN Corporation	Local and long distance telephone communications	1	48,679.58
	Afghanistan	ZADRAN GROUP OF COMPANIES	General building and office cleaning and maintenance services	2	246,167.31
	Afghanistan	Zenger Logistics Services Co	Refuse disposal and treatment	1	120,692.00
	Afghanistan	Zenger Logistics Services Co	Vehicle rental	1	68,361.94
	Afghanistan	Zhakfar Logistics Services	Refuse disposal and treatment	1	50,833.34
	Afghanistan	ZURMAT GROUP	Building construction management	2	104,588.72
	Algeria	S.A.R.L AMANE PLUS	Security systems services	1	37,609.60
	Argentina	EXCELENCIA EN SOLUCIONES	Software or hardware engineering	3	312,006.00
	Australia	CODAN LIMITED	Electrical and electronic engineering	3	1,088,004.02
	Australia	CODAN LIMITED	Radio services	1	1,285,266.65
	Australia	TOLL REMOTE LOGISTICS PTY LTD	Supply chain management	4	453,334.87
	Austria	KREPS HANDELSGESELLSCHAFT KEG.	Machine installation and maintenance and repair services	1	75,557.37
	Austria	ROSENBAUER INTERNATIONAL AG	Water resources development and oversight	1	31,495.91
	Belgium	BELGO-IBERIAN MARITIME	Freight forwarders services	2	2,753,472.69
	Belgium	CHANNEL RESEARCH BELGIUM	Human resource development	1	226,722.00
	Belgium	N.V. REIBEL S.A.	Freight forwarders services	1	49,263.36
	Belgium	REIBEL (BELGIUM) N.V.	Freight forwarders services	2	139,403.30
	Belgium	Reibel SA	Freight forwarders services	3	282,750.78
	Belgium	S.W.I.F.T.	Financial and Insurance Services	1	45,220.00
	Belgium	TELELINGUA INTERNATIONAL	Writing and translations	3	255,000.00
	Belgium	TRANSTEC S.A.	Project management	2	1,558,150.00
	Bulgaria	HELI AIR SERVICES	Transportation and Storage and Mail Services	7	8,609,680.00
	Burkina Faso	ZIL TELECOM INTERNATIONAL S.A	Telecommunication Services	1	86,038.38
	Burundi	AGE TECHNOLOGIES LIMITED	Machine installation and maintenance and repair services	1	47,288.49
	Burundi	AUTOTECH	Transportation engineering	1	96,267.19
	Burundi	BURUNDI CLEANING COMPANY ( BCC)	General building and office cleaning and maintenance services	2	236,587.57
	Burundi	CENTRE D'ETUDES ET DE CALCULS "CEC"	Real estate services	1	30,053.70
	Burundi	Name withheld for security reasons*	Real estate services	1	72,298.62
	Burundi	Name withheld for security reasons*	Real estate services	1	36,000.00
	Burundi	PROTECTION - SURVEILLANCE - GARDIE	Security and personal safety	2	221,229.03
	Côte d'Ivoire	AF NET INTERNET SERVICES	Data voice or multimedia network equipment rental services	2	163,987.00
	Côte d'Ivoire	AFNET/MTN COTE D'IVOIRE	Data voice or multimedia network equipment rental services	4	393,954.46
	Côte d'Ivoire	AFNET/MTN COTE D'IVOIRE	Mass communication services	1	128,613.79
	Côte d'Ivoire	Agence Abidjanaise de Gestion	Real estate services	1	36,393.63
	Côte d'Ivoire	AGRO-SERVICES	Real estate services	1	79,281.90
	Côte d'Ivoire	BOLLORE AFRICA LOGISTICS -CI	Freight forwarders services	5	4,838,506.41
	Côte d'Ivoire	CANAL + COTE D'IVOIRE	Audio visual services	1	56,587.27
	Côte d'Ivoire	COLAS	Real estate services	3	604,459.98
	Côte d'Ivoire	COLINA	Car or truck insurance	1	271,257.25
	Côte d'Ivoire	Compagnie des Matériaux du Bâtiment et des Travaux Publiques	Water resources development and oversight	1	35,999.80
	Côte d'Ivoire	COTE D'IVOIRE TELECOM	Data voice or multimedia network equipment rental services	1	92,874.03
	Côte d'Ivoire	DHL INTERNATIONAL Côte d'Ivoire	Postal and small parcel and courier services	1	47,702.43
	Côte d'Ivoire	Name withheld for security reasons*	Real estate services	1	170,651.99
	Côte d'Ivoire	Eglise Protestante CMA	Local and long distance telephone communications	1	63,688.86
	Côte d'Ivoire	ENTREPRISE EL	Specialty building and trades services	1	812,816.20
	Côte d'Ivoire	ETS COULIBALY	Refuse disposal and treatment	1	63,082.30
	Côte d'Ivoire	EVECHE DE YAMOOUSSOUKRO	Local and long distance telephone communications	1	61,464.80
	Côte d'Ivoire	EVECHE DE YAMOOUSSOUKRO	Real estate services	1	31,441.34
	Côte d'Ivoire	Name withheld for security reasons*	Refuse disposal and treatment	1	453,471.27
	Côte d'Ivoire	GSB ( GROUPE SERVICE BATIMENT)	Refuse disposal and treatment	1	104,813.66
	Côte d'Ivoire	INTERNATIONAL TECHNOLOGY	Material handling services	1	117,000.00
	Côte d'Ivoire	IPS-CNPS	Real estate services	2	87,605.13
	Côte d'Ivoire	IVOIRE NETTOYAGE SERVICES	General building and office cleaning and maintenance services	1	116,490.74
	Côte d'Ivoire	IVOIRE NETTOYAGE SERVICES	Real estate services	1	271,818.79
	Côte d'Ivoire	KLEEN SERVICES	Machine installation and maintenance and repair services	1	42,416.78
	Côte d'Ivoire	LA LAVANDIERE	General building and office cleaning and maintenance services	3	223,425.50
	Côte d'Ivoire	LA LAVANDIERE	Real estate services	1	247,035.15
	Côte d'Ivoire	LA MAIN VERTE ENVIRONNEMENT	Environmental safety services	1	33,154.89
	Côte d'Ivoire	LA MAIN VERTE ENVIRONNEMENT	Real estate services	2	217,721.14
	Côte d'Ivoire	LA MAIN VERTE ENVIRONNEMENT	Transportation engineering	1	35,707.26
	Côte d'Ivoire	LASSIRE DECHETS SERVICES	Refuse disposal and treatment	1	48,524.84

\* For security and privacy reasons, the name of the contractor is not displayed when it includes the name of an individual.

AGENCY	Location of Supplier	Name of Contractor	Description of Services	# Contracts	Total Value of Contracts (USD)
	<b>UNPD continued</b>				
	Côte d'Ivoire	LES CENTAURES ROUTIERS	Transportation and Storage and Mail Services	1	43,024.99
	Côte d'Ivoire	LKA SERVICES	Social welfare services	1	109,636.81
	Côte d'Ivoire	LOSS CONTROL	Security and personal safety	2	834,972.10
	Côte d'Ivoire	MATERIAUX PLURIEL ENTREPRISE	Building maintenance service	1	56,612.32
	Côte d'Ivoire	Name withheld for security reasons*	Local and long distance telephone communications	1	88,800.47
	Côte d'Ivoire	Name withheld for security reasons*	Real estate services	1	88,800.47
	Côte d'Ivoire	Name withheld for security reasons*	Lease and rental of property or building	2	99,401.72
	Côte d'Ivoire	Name withheld for security reasons*	Real estate services	1	72,787.27
	Côte d'Ivoire	MTN	Data voice or multimedia network equipment rental services	1	47,337.03
	Côte d'Ivoire	MTN	Local and long distance telephone communications	2	305,205.80
	Côte d'Ivoire	MTN COTE D'IVOIRE	Local and long distance telephone communications	1	302,245.87
	Côte d'Ivoire	MULTI STAR	General building and office cleaning and maintenance services	1	218,683.28
	Côte d'Ivoire	MULTI STAR	Laundry services	1	379,930.86
	Côte d'Ivoire	MULTI TRANSPORT LOGISTICS (M.T.L) SARL	Transportation and Storage and Mail Services	1	613,150.00
	Côte d'Ivoire	Prestimex CI	Building maintenance and repair services	1	54,675.64
	Côte d'Ivoire	Prestimex CI	Writing and translations	1	62,055.27
	Côte d'Ivoire	RAPID AUTO SERVICES	Machine installation and maintenance and repair services	1	88,844.00
	Côte d'Ivoire	RMO	Building maintenance and repair services	1	105,805.58
	Côte d'Ivoire	RMO	General building and office cleaning and maintenance services	1	157,490.82
	Côte d'Ivoire	RMO	Real estate services	1	157,490.82
	Côte d'Ivoire	SAKHIRO ENTREPRISES	Refuse disposal and treatment	2	697,895.22
	Côte d'Ivoire	SCI DE LA RIVIERA	Real estate services	1	303,280.28
	Côte d'Ivoire	SCI LA PALME	Real estate services	1	55,803.57
	Côte d'Ivoire	SCI ROBERTSON	Local and long distance telephone communications	1	420,000.00
	Côte d'Ivoire	SECTRONIC	Security and personal safety	1	66,002.87
	Côte d'Ivoire	SOCIDA	Machine installation and maintenance and repair services	1	66,004.34
	Côte d'Ivoire	SOCIETE AFRICAINE DE FORAGES HYDRAULIQUES ( SOAFH)	Water resources development and oversight	2	101,397.60
	Côte d'Ivoire	SOCIETE CIVIL IMMOBILIERE "AVENIR"	Real estate services	2	283,308.78
	Côte d'Ivoire	SOCIETE INDUSTRIELLE THANRY	Real estate services	1	31,541.15
	Côte d'Ivoire	SOCIETE IVOIRENNE D' ASSISTANCE ET DE MAINTENANCE D' AVIATION (S)	Terminal services	1	147,572.13
	Côte d'Ivoire	SOCOPAG	Real estate services	1	138,176.40
	Côte d'Ivoire	SOGAFER	Security and personal safety	2	695,730.77
	Côte d'Ivoire	TOTAL COTE D'IVOIRE	Machine installation and maintenance and repair services	1	2,025,309.77
	Côte d'Ivoire	VIGASSISTANCE	Security and personal safety	3	891,478.95
	Canada	Atlas International Freight Forwarding Inc.	Freight forwarders services	1	34,920.00
	Canada	CEM BENCHMARKING INC.	Business and corporate management consultation services	1	60,000.00
	Canada	COMMONWEALTH OF LEARNING	Audit services	1	67,150.48
	Canada	ENAYATULLAH	Real estate services	1	360,000.00
	Canada	IATA (International Air Transport Association)	In service training and manpower development	1	112,000.00
	Canada	ICAO	Information centers	1	61,207.27
	Canada	INSCAPE CORPORATION	Building and Facility Construction and Maintenance Services	2	1,082,203.61
	Canada	INTERNATIONAL AIR TRANSPORT ASSOCIATION	In service training and manpower development	1	40,000.00
	Canada	LOWE-MARTIN COMPANY, INC	Printing	2	98,447.00
	Canada	LOWE-MARTIN COMPANY, INC	Reproduction services	1	48,798.00
	Canada	MDA Geospatial Services	Software maintenance and support	1	598,899.49
	Canada	MDA GEOSPATIAL SERVICES INC	Electrical and electronic engineering	1	70,575.40
	Canada	MEDGATE INC.	Data services	1	254,500.00
	Canada	MEDGATE INC.	Machine installation and maintenance and repair services	1	46,426.32
	Canada	TRANS CAPITAL AIR LTD.	Transportation and Storage and Mail Services	17	15,982,637.50
	Canada	TRISTAR GLOBAL LOGISTICS	Freight forwarders services	1	519,391.20
	Canada	Viva Voce Reporting Ltd	Writing and translations	1	30,000.00
	Canada	Voyageur Airways	Chartered airplane travel	1	389,025.00
	Canada	VOYAGEUR AIRWAYS LIMITED	Transportation and Storage and Mail Services	31	49,988,253.47
	Central African Republic	CART SARL	Building construction management	1	75,253.53
	Central African Republic	CHAMBRE D'AGRICULTURE, D'ELEVAGE, DES EAUX, FORETS, CHASSES, PE	Real estate services	1	32,944.47
	Central African Republic	FOX SECURITE PRIVEE	Security and personal safety	1	37,207.90
	Central African Republic	Name withheld for security reasons*	Real estate services	1	119,256.08
	Central African Republic	LYSE GROUP	General building and office cleaning and maintenance services	1	39,466.79
	Central African Republic	S.I.C.A.S.S. RCA	Security and personal safety	1	33,055.17
	China	CHINA TRANSLATION AND PUBLISHING CO	Writing and translations	3	317,000.00
	China	CRUCIAL COMMUNICATION LIMITED	In service training and manpower development	1	47,000.00
	China	Peak International Trade ( Tianjin ) Co.Ltd	Freight forwarders services	1	1,613,680.00
	China	Peak International Trade ( Tianjin ) Co.Ltd	Prefabricated buildings and structures	2	526,250.05
	China	PEAK INTERNATIONAL TRADE (TIANJIN)	Electrical and electronic engineering	2	1,481,932.80
	China	PEAK INTERNATIONAL TRADE (TIANJIN) Co. LTD	Refuse disposal and treatment	1	472,156.40
	China	PEAK INTERNATIONAL TRADE (TIANJIN) CO.LTD.	Financial and Insurance Services	1	1,885,801.00
	China	TOP SOURCES TRADING LTD	Steel bridge	1	99,309.98
	China	ZHONGHAO OVERSEAS CONSTRUCTION ENG	Building and Facility Construction and Maintenance Services	1	196,808.37
	Cuba	SEGORISA	Guard services	1	253,371.75
	Cyprus	Name withheld for security reasons*	Refuse disposal and treatment	3	571,754.94
	Cyprus	Name withheld for security reasons*	Building maintenance service	1	32,985.66
	Cyprus	B. & A. THE BEST MCC LTD.	General building and office cleaning and maintenance services	1	389,622.82
	Cyprus	CYPRUS TELECOMMUNICATIONS AUTHORITY (CYTA)	Local and long distance telephone communications	2	119,363.40
	Cyprus	Expert Panel Congress & Event Services Ltd	Writing and translations	1	54,274.08
	Cyprus	Name withheld for security reasons*	Machine installation and maintenance and repair services	2	193,633.95
	Cyprus	HABITAT CONSTRUCTION LTD	Building and Facility Construction and Maintenance Services	1	44,388.00
	Cyprus	Joint Venture, Astra Self Drive Cars Public Ltd & Petsas & Sons Public Ltd	Vehicle rental	2	1,049,645.37
	Cyprus	KAYAS CONSTRUCTION LTD.	Building maintenance and repair services	1	65,700.00
	Cyprus	LAGROME TRADING LTD	Vehicle maintenance and repair services	1	54,347.83
	Cyprus	Name withheld for security reasons*	Refuse disposal and treatment	1	46,936.11
	Cyprus	Name withheld for security reasons*	Laundry services	2	271,636.29
	Cyprus	One Net Ltd	Mobile communications services	1	73,295.00
	Cyprus	SMC JOINT VENTURE	Building and Facility Construction and Maintenance Services	1	37,653.19
	Cyprus	SMC JOINT VENTURE	Building maintenance service	1	54,460.73
	Cyprus	TSOULOFTAS CONSTRUCTIONS LTD	Plant or facility infrastructure engineering	1	48,000.00
	Cyprus	VICTOIRE INSURANCE AGENCIES LIMITED	Insurance and retirement services	1	43,358.94
	Democratic Rep. of the Congo	AGENCE MARITIME INTERNATIONALE DU CONGO * AMICONGO*	Real estate services	1	42,000.00
	Democratic Rep. of the Congo	ASBL "ASSOCIATION DES PERES BARNABITES"	Real estate services	1	42,000.00
	Democratic Rep. of the Congo	BANQUE COMMERCIALE DU CONGO "BCDC"	Real estate services	2	488,720.00
	Democratic Rep. of the Congo	Name withheld for security reasons*	Real estate services	1	126,000.00
	Democratic Rep. of the Congo	BRALLOY INC	Real estate services	1	660,000.00
	Democratic Rep. of the Congo	C.F.E (EX-ALCATEL)	Real estate services	2	306,000.00
	Democratic Rep. of the Congo	CARGOMAN	Terminal services	1	75,000.00
	Democratic Rep. of the Congo	Name withheld for security reasons*	Hotels and motels and inns	1	320,377.00
	Democratic Rep. of the Congo	Name withheld for security reasons*	Machine installation and maintenance and repair services	1	36,000.00
	Democratic Rep. of the Congo	COHEN & CONSORTS	Real estate services	2	778,763.00
	Democratic Rep. of the Congo	COMITE DE PROTECTION DES PARCELLES DE LA POPULATION ET LEURS E	Real estate services	1	81,600.00
	Democratic Rep. of the Congo	COMMUNAUTE HELLENIQUE DE BUNIA	Real estate services	1	48,000.00
	Democratic Rep. of the Congo	CONGOLAISE DES TEXTILES "COTEX"	Real estate services	1	1,031,288.14
	Democratic Rep. of the Congo	DELTA PROTECTION SPRL	Security and personal safety	5	1,390,224.00
	Democratic Rep. of the Congo	Name withheld for security reasons*	Real estate services	1	96,000.00
	Democratic Rep. of the Congo	DHL GLOBAL	Intermodal cargo transport	1	654,936.46
	Democratic Rep. of the Congo	DHL INTERNATIONAL CONGO SPRL	Diplomatic privileges or immunities services	1	162,000.00
	Democratic Rep. of the Congo	DHL INTERNATIONAL CONGO SPRL	Freight forwarders services	3	2,483,533.00
	Democratic Rep. of the Congo	Name withheld for security reasons*	Real estate services	1	57,600.00
	Democratic Rep. of the Congo	ELLICO	Television services	1	56,925.00
	Democratic Rep. of the Congo	Name withheld for security reasons*	Real estate services	1	105,876.00
	Democratic Rep. of the Congo	Name withheld for security reasons*	Marine cargo transport	2	278,550.00
	Democratic Rep. of the Congo	ETS Auto Class	Machine installation and maintenance and repair services	2	100,000.00
	Democratic Rep. of the Congo	ETS BOSCONS	Machine installation and maintenance and repair services	1	35,000.00
	Democratic Rep. of the Congo	Name withheld for security reasons*	Refuse disposal and treatment	3	116,885.00
	Democratic Rep. of the Congo	Name withheld for security reasons*	Vehicle rental	1	61,200.00
	Democratic Rep. of the Congo	ETS MAISON LA VICTOIRE	Vehicle rental	2	86,630.40
	Democratic Rep. of the Congo	FNMA	Real estate services	1	114,000.00
	Democratic Rep. of the Congo	GRAND HOTEL KINSHASA	Hotels and motels and inns	1	60,650.00

\* For security and privacy reasons, the name of the contractor is not displayed when it includes the name of an individual.

AGENCY	Location of Supplier	Name of Contractor	Description of Services	# Contracts	Total Value of Contracts (USD)
	<b>UNPD continued</b>				
	Democratic Rep. of the Congo	HOTEL CHEZ BELLE VIE (SUMIR SPRL)	Hotels and motels and inns	1	30,000.00
	Democratic Rep. of the Congo	HOTEL ORDHID'S SAFARI	Real estate services	1	36,000.00
	Democratic Rep. of the Congo	INSTITUT SUPERIEUR PEDAGOGIQUE DE BUKAVU	Machine installation and maintenance and repair services	1	156,000.00
	Democratic Rep. of the Congo	INSTITUT SUPERIEUR PEDAGOGIQUE DE BUKAVU	Real estate services	1	39,000.00
	Democratic Rep. of the Congo	KK SECURITY CONGO SPRL	Security and personal safety	3	1,395,108.00
	Democratic Rep. of the Congo	La Succession Habou Coulibaly	Real estate services	1	60,000.00
	Democratic Rep. of the Congo	L'ASSOCIATION DES PERES CITERCIENS	Real estate services	1	60,000.00
	Democratic Rep. of the Congo	LE DIOCESE DE GOMA	Real estate services	1	120,000.00
	Democratic Rep. of the Congo	Maison MKH	Refuse disposal and treatment	1	40,000.00
	Democratic Rep. of the Congo	Name withheld for security reasons*	Real estate services	1	45,000.00
	Democratic Rep. of the Congo	Name withheld for security reasons*	Machine installation and maintenance and repair services	1	36,000.00
	Democratic Rep. of the Congo	Name withheld for security reasons*	Real estate services	2	252,000.00
	Democratic Rep. of the Congo	MINING DRILLING & CONSTRUCTION SPRL "MIDRILCO SPRL"	Development	1	254,852.00
	Democratic Rep. of the Congo	MINING DRILLING & CONSTRUCTION SPRL "MIDRILCO SPRL"	Water resources development and oversight	1	146,575.00
	Democratic Rep. of the Congo	Name withheld for security reasons*	Machine installation and maintenance and repair services	1	54,000.00
	Democratic Rep. of the Congo	Name withheld for security reasons*	Real estate services	1	60,000.00
	Democratic Rep. of the Congo	Name withheld for security reasons*	Real estate services	1	61,109.78
	Democratic Rep. of the Congo	Name withheld for security reasons*	Real estate services	1	96,000.00
	Democratic Rep. of the Congo	Name withheld for security reasons*	Real estate services	1	38,400.00
	Democratic Rep. of the Congo	Name withheld for security reasons*	Real estate services	1	46,800.00
	Democratic Rep. of the Congo	Name withheld for security reasons*	Real estate services	1	42,000.00
	Democratic Rep. of the Congo	Name withheld for security reasons*	Real estate services	1	33,600.00
	Democratic Rep. of the Congo	Name withheld for security reasons*	Real estate services	1	72,000.00
	Democratic Rep. of the Congo	Name withheld for security reasons*	Real estate services	1	36,000.00
	Democratic Rep. of the Congo	Name withheld for security reasons*	Real estate services	1	129,000.00
	Democratic Rep. of the Congo	Name withheld for security reasons*	Machine installation and maintenance and repair services	1	36,000.00
	Democratic Rep. of the Congo	Name withheld for security reasons*	Refuse disposal and treatment	1	39,950.00
	Democratic Rep. of the Congo	OFFICE DES ROUTES:DIRTECTION PROVINCIALE -SUD KIVU	Machine installation and maintenance and repair services	1	96,600.00
	Democratic Rep. of the Congo	OFFICE DES ROUTES:DIRTECTION PROVINCIALE -SUD KIVU	Real estate services	1	60,000.00
	Democratic Rep. of the Congo	PRESSING ABEER 2000	Laundry services	1	45,000.00
	Democratic Rep. of the Congo	QUINCAILLERIE GLOIRE A DIEU	Refuse disposal and treatment	2	69,744.00
	Democratic Rep. of the Congo	Quincaillerie Kivu Stars	Prefabricated buildings and structures	1	37,500.00
	Democratic Rep. of the Congo	RANDY MOTORS Ltd	Building maintenance service	2	238,495.00
	Democratic Rep. of the Congo	RANDY MOTORS Ltd	Machine installation and maintenance and repair services	3	275,713.00
	Democratic Rep. of the Congo	REGIE DES VOIES AERIENNES	Navigational services	2	480,000.00
	Democratic Rep. of the Congo	SANI-BEAUTÉ	General building and office cleaning and maintenance services	2	886,000.00
	Democratic Rep. of the Congo	SANI-BEAUTÉ	Refuse disposal and treatment	2	189,888.00
	Democratic Rep. of the Congo	SCTP Sari (SOCIETE COMMERCIALE DES TRANSPORTS ET DES PORTS)	Real estate services	3	184,478.40
	Democratic Rep. of the Congo	SDV AGETRAF	Freight forwarders services	3	2,310,031.00
	Democratic Rep. of the Congo	SDV AGETRAF	Intermodal cargo transport	1	1,500,000.00
	Democratic Rep. of the Congo	SOCIETE IMMOBILUX CONGO S.P.R.L	Real estate services	1	30,000.00
	Democratic Rep. of the Congo	SUCCESSION PRIGOGINE	Real estate services	1	345,000.00
	Democratic Rep. of the Congo	TECHNOPRINT SPRL	Printing	1	120,624.00
	Democratic Rep. of the Congo	TOLINKI (TOLERIE INDUSTRIELLE DU KIVU)	Machine installation and maintenance and repair services	1	68,400.00
	Democratic Rep. of the Congo	TRANSPORT FLUVIAL ET COMMERCE (TFCE)	Marine cargo transport	3	620,100.00
	Democratic Rep. of the Congo	Name withheld for security reasons*	Real estate services	1	63,000.00
	Democratic Rep. of the Congo	UTEXAFRICA	Real estate services	3	2,120,599.20
	Democratic Rep. of the Congo	Name withheld for security reasons*	Publishing	3	92,124.46
	Democratic Rep. of the Congo	WAGENIA	Legal services	1	40,000.00
	Denmark	CICCI ApS	Mass communication services	1	92,811.52
	Denmark	DAMCO INTERNATIONAL A/S	Air cargo transport	1	176,010.43
	Denmark	DAMCO INTERNATIONAL A/S	Freight forwarders services	1	791,151.47
	Denmark	DAMCO INTERNATIONAL A/S	Mail and cargo transport	1	210,502.74
	Denmark	DAN OFFICE PLC	Specialized communication system services	1	32,797.00
	Denmark	DANOFFICE	Freight forwarders services	1	43,575.00
	Denmark	DANOFFICE	Refuse disposal and treatment	1	133,700.00
	Denmark	DANOFFICE APS	Electrical and electronic engineering	1	192,060.00
	Denmark	DANOFFICE APS	Information centers	1	65,520.00
	Denmark	DANOFFICE PLC	Electrical and electronic engineering	16	2,757,895.44
	Denmark	DSV AIR & SEA A/S	Freight forwarders services	1	38,700.00
	Denmark	DSV AIR & SEA A/S	Mail and cargo transport	1	78,153.30
	Denmark	EMPERION A/S	Data voice or multimedia network equipment rental services	2	99,312.00
	Denmark	Name withheld for security reasons*	Freight forwarders services	6	548,506.20
	Denmark	Name withheld for security reasons*	Freight forwarders services	2	349,600.00
	Denmark	Kuehne & Nagel	Freight forwarders services	1	30,485.00
	Denmark	Kuehne and Nagel	Freight forwarders services	3	145,541.00
	Denmark	NORDIC SHIPPING & LOGISTICS APS	Freight forwarders services	1	41,825.00
	Denmark	Scan Global	Marine cargo transport	1	187,190.64
	Denmark	SCAN GLOBAL LOGISTICS A/S	Freight forwarders services	5	7,382,776.25
	Denmark	SCAN GLOBAL LOGISTICS A/S	Mail and cargo transport	6	12,266,351.55
	Dominican Republic	CEDIMAT	Healthcare provider support persons	4	820,000.00
	Dominican Republic	CEDIMAT	Healthcare Services	1	245,000.00
	Dominican Republic	HELICOPTEROS DOMINICANOS S.A. (HELIDOSA)	Healthcare provider support persons	1	100,000.00
	Dominican Republic	NAP DEL CARIBE, INC.	Electric utilities	1	40,800.00
	Dominican Republic	NewspaperDirect Republica Dominicana S.A.	Telecommunication Services	1	31,361.26
	Dominican Republic	PARQUE CIBERNÉTICO SANTO DOMINGO, S.A.	Real estate services	4	215,939.75
	Dominican Republic	ROMA S.A.	Vehicle rental	3	146,960.60
	Dominican Republic	SERVAIR S.A	Terminal services	1	40,200.00
	Dominican Republic	WIND TELECOM	Specialized communication system services	1	222,994.20
	Egypt	EGYPT AIR	Transportation and Storage and Mail Services	3	460,000.00
	Egypt	EGYPTIAN MULTI SERVICES CO (EGMCO)	Machine installation and maintenance and repair services	1	100,250.00
	Egypt	Egyptian Multi-Service Company EGMCO	Surveillance or alarm maintenance or monitoring	2	227,480.00
	Estonia	ISTROL OU	Building and Facility Construction and Maintenance Services	1	115,288.80
	Estonia	ISTROL OU	Building construction management	1	69,872.00
	Estonia	ISTROL OU	Building maintenance service	6	2,147,267.40
	Estonia	ISTROL OU	Financial and Insurance Services	1	284,728.40
	Ethiopia	ETHIOPIAN AIRLINES	Air cargo transport	5	3,584,087.00
	Ethiopia	Ethiopian Airlines	Chartered airplane travel	3	9,889,919.08
	Ethiopia	Ethiopian Airlines	Passenger transport	2	1,310,268.00
	Ethiopia	ETHIOPIAN AIRLINES	Transportation and Storage and Mail Services	30	38,620,615.03
	European Countries	KUJTESA - NET L.L.C	Telecommunication Services	1	68,070.65
	European Countries	Name withheld for security reasons*	Land leases	2	72,386.06
	Finland	STONESOFT CORPORATION	Software maintenance and support	1	153,868.54
	France	AGENCE FRANCAISE	Lease and rental of property or building	1	96,000.00
	France	AGENCE FRANCAISE DE DEVELOPPEMENT "AFD"	Real estate services	1	48,000.00
	France	AGENCE FRANCE-PRESSE	Data voice or multimedia network equipment rental services	1	73,054.92
	France	CARTOR SECURITY PRINTING	Printing	1	50,475.00
	France	DAHER INTERNATIONAL	Mail and cargo transport	1	580,644.96
	France	e-sat	Mobile communications services	1	35,250.00
	France	GEODIS PROJETS	Freight forwarders services	2	166,600.00
	France	GEODIS PROJETS	Mail and cargo transport	1	260,338.99
	France	IEC TELECOM	Electrical and electronic engineering	1	37,215.00
	France	Name withheld for security reasons*	Temporary personnel services	1	31,500.00
	France	Name withheld for security reasons*	Writing and translations	1	30,000.00
	France	RENAULT TRUCKS	Machine installation and maintenance and repair services	1	269,468.16
	France	SPOT IMAGE	Photogrammetry	1	355,090.67
	France	SPOT IMAGE SA	Earth science services	1	88,020.91
	France	SPOT IMAGE SA	Electrical and electronic engineering	1	111,473.27
	Germany	BARCO CONTROL ROOMS GMBH	Machine installation and maintenance and repair services	1	91,908.74
	Germany	FAI rent-a-jet AG	Chartered airplane travel	1	264,000.00
	Germany	FAI RENT-A-JET AKTIENGESSELLSCHAFT	Transportation and Storage and Mail Services	23	15,721,943.95
	Germany	FLEISCHACKER GMBH & CO. KG	Freight forwarders services	1	62,500.00
	Germany	Fleischacker GmbH & Co. KG	Machine installation and maintenance and repair services	1	245,475.44
	Germany	Name withheld for security reasons*	Machine installation and maintenance and repair services	1	61,168.85
	Germany	LOSBERGER GMBH	Building construction management	1	1,088,657.11

\* For security and privacy reasons, the name of the contractor is not displayed when it includes the name of an individual.



AGENCY	Location of Supplier	Name of Contractor	Description of Services	# Contracts	Total Value of Contracts (USD)
	<b>UNPD continued</b>				
	Germany	Motorola Solutions	Professional engineering services	1	59,461.00
	Germany	Motorola Solutions	Specialized communication system services	7	1,391,327.68
	Germany	Motorola Solutions	Vocational training	3	320,000.00
	Germany	Motorola Solutions UK Limited	Radio services	1	164,827.20
	Germany	SUPREME FOOD SERVICE GmBh	Banquet and catering services	2	552,315.83
	Germany	SUPREME FOODSERVICE GmBh	Banquet and catering services	1	126,048.46
	Germany	SUPREME FOODSERVICE GmBh	Management, Business Professionals, Administrative Services	1	1,152,611.15
	Ghana	AVIANCE GHANA LTD. (FORMERLY: AFGO)	Terminal services	1	192,000.00
	Ghana	YOTEK ENTERPRISE LIMITED	Machine installation and maintenance and repair services	1	33,999.96
	Guinea-Bissau	ASCON CONTRUCOES, LDA	Building and Facility Construction and Maintenance Services	1	143,768.55
	Guinea-Bissau	CFAO MOTORS, Guiné-Bissau	Internet services	1	31,826.51
	Guinea-Bissau	PRE-LIMPA	General building and office cleaning and maintenance services	1	31,826.51
	Guinea-Bissau	WEST AFRICA SEGURANCA	Security and personal safety	1	54,594.32
	Haiti	A & D CONSTRUCTION	Building construction management	1	56,339.98
	Haiti	ACCESS HAITI S.A.	Real estate services	2	124,896.00
	Haiti	ACCESS HAITI S.A.	Telecommunication Services	1	144,336.00
	Haiti	Name withheld for security reasons*	Freight forwarders services	1	120,000.00
	Haiti	Name withheld for security reasons*	Mail and cargo transport	1	39,750.00
	Haiti	BOUCARD PEST CONTROL & SANITATION S.A	Crop protection	1	32,100.00
	Haiti	CAPITAL IMMOBILIER S. A.	Real estate services	2	163,352.50
	Haiti	CAPITOL S.A.	Real estate services	2	249,757.00
	Haiti	CENTRE TECHNIQUE D'EXPLOITATION REGION METROPOLITAINE DE PORT	Water and sewer utilities	2	112,384.70
	Haiti	CORAIL S.A.	Lease and rental of property or building	1	544,333.48
	Haiti	Corail S.A.	Real estate services	1	117,000.00
	Haiti	DIGILAB	Real estate services	1	78,500.00
	Haiti	DIGILAB	Specialized communication system services	1	117,497.52
	Haiti	EXPRESS COMMUNICATION	Telecommunication Services	1	43,200.00
	Haiti	HAITI NETWORKING GROUP S.A. (HAINET)	Specialized communication system services	2	136,500.00
	Haiti	HAYTIAN TRACTOR AND EQUIPMENT Co S.A. (Haytrac)	Electric utilities	1	7,000,000.00
	Haiti	Name withheld for security reasons*	Real estate services	1	60,000.00
	Haiti	JEDCO SERVICES S.A	Refuse disposal and treatment	2	152,000.00
	Haiti	LE NOUVEAU MATIN S.A.	Radio services	2	229,500.00
	Haiti	LES ENTREPRISES ANTOINE S.A.	Building and Facility Construction and Maintenance Services	1	78,652.34
	Haiti	LES ENTREPRISES ANTOINE S.A.	Real estate services	1	132,000.00
	Haiti	Name withheld for security reasons*	Lease and rental of property or building	1	60,000.00
	Haiti	Name withheld for security reasons*	Real estate services	1	60,000.00
	Haiti	MARINETEC & CO TOWING & SALVAGE	Mail and cargo transport	2	280,000.00
	Haiti	MEDIA & COMMUNICATION (MEDIACOM)	Radio services	1	117,590.00
	Haiti	Name withheld for security reasons*	Real estate services	1	80,000.00
	Haiti	NATCOM S.A	Telecommunication Services	1	98,391.85
	Haiti	PAP SECURITY SERVICES S.A.	Security and personal safety	1	1,835,400.00
	Haiti	RADIO HAITI INTER	Radio services	1	40,000.00
	Haiti	ROCHE JARDIN SERVICE	Crop protection	2	178,846.00
	Haiti	Name withheld for security reasons*	Real estate services	1	81,000.00
	Haiti	Name withheld for security reasons*	Real estate services	1	48,000.00
	Haiti	ROYAL COMMUNICATIONS	Laboratory equipment maintenance	1	34,628.40
	Haiti	SANCO ENTREPRISES S.A.	Refuse disposal and treatment	2	270,000.00
	Haiti	Name withheld for security reasons*	Security and personal safety	1	43,637.44
	Haiti	SOCIÉTÉ DU RHUM BARBANCOURT	Real estate services	4	457,565.06
	Haiti	UNIBANK	Real estate services	1	70,831.50
	Haiti	YCF GROUP S.A.	Building construction management	1	106,295.65
	Haiti	Name withheld for security reasons*	Real estate services	1	32,000.00
	Hungary	Name withheld for security reasons*	Temporary personnel services	1	50,543.48
	India	Creative League Constructions & Trading Pvt Ltd	Building construction management	1	35,451.66
	India	HCL TECHNOLOGIES LTD.	PC or workstation or notebook maintenance	2	1,271,723.86
	India	HCL TECHNOLOGIES LTD.	System installation service	4	13,778,729.00
	India	SIFY SOFTWARE LIMITED	Management information systems MIS	2	75,000.00
	India	SIFY SOFTWARE LIMITED	Management sector manpower development	2	208,800.00
	India	TAWI SERVICE STATION	Mining and oil and gas services	1	30,012.74
	India	TRIGYN TECHNOLOGIES INC	Mass communication services	3	185,749.85
	Iran (Islamic Republic of)	IRANIAN AIRPORTS CO.(I.A.C.)	Navigational services	1	30,000.00
	Iraq	Name withheld for security reasons*	Terminal services	2	100,906.30
	Iraq	Name withheld for security reasons*	Building construction management	2	71,570.00
	Iraq	ABILITY WITH INNOVATION GENERAL CONTRACTING LLC	General building and office cleaning and maintenance services	2	220,000.00
	Iraq	Name withheld for security reasons*	Building construction management	1	109,900.00
	Iraq	Name withheld for security reasons*	Machine installation and maintenance and repair services	3	303,000.00
	Iraq	Name withheld for security reasons*	Machine installation and maintenance and repair services	1	74,000.00
	Iraq	Name withheld for security reasons*	Building and Facility Construction and Maintenance Services	2	100,511.00
	Iraq	Name withheld for security reasons*	Building construction management	3	449,585.00
	Iraq	Name withheld for security reasons*	Building maintenance and repair services	2	199,500.00
	Iraq	Name withheld for security reasons*	Machine installation and maintenance and repair services	1	43,200.00
	Iraq	Name withheld for security reasons*	Water and sewer utilities	1	84,973.00
	Iraq	Name withheld for security reasons*	Water resources development and oversight	1	87,760.00
	Iraq	ALMCO LIMITED	Banquet and catering services	7	4,207,251.19
	Iraq	Name withheld for security reasons*	Building construction management	1	145,707.00
	Iraq	Name withheld for security reasons*	Machine installation and maintenance and repair services	1	31,000.00
	Iraq	BARZA COMPANY FOR SECURITY	Security and personal safety	1	45,200.00
	Iraq	BASRA INTERNATIONAL HOTEL	Real estate services	4	1,107,244.00
	Iraq	DALO CONSTRUCTION COMPANY	Building maintenance service	3	213,700.00
	Iraq	DALO CONSTRUCTION COMPANY	General building and office cleaning and maintenance services	1	446,820.00
	Iraq	DALO CONSTRUCTION COMPANY	Machine installation and maintenance and repair services	1	57,000.00
	Iraq	DALO CONSTRUCTION COMPANY	Refuse disposal and treatment	4	419,172.00
	Iraq	DALO CONSTRUCTION COMPANY	Water and sewer utilities	1	57,191.00
	Iraq	Name withheld for security reasons*	Fire protection system and equipment maintenance or repair service	1	68,400.00
	Iraq	DYAKO GROUP	General building and office cleaning and maintenance services	1	38,931.62
	Iraq	ERBIL FUEL DISTRIBUTION DIRECTORY	Machine installation and maintenance and repair services	1	153,846.15
	Iraq	FAST IRAQ	Data voice or multimedia network equipment rental services	1	324,000.00
	Iraq	FHAZR COMPANY FOR GENERAL SUPPLY AND TRADING	Machine installation and maintenance and repair services	1	40,000.00
	Iraq	Name withheld for security reasons*	Machine installation and maintenance and repair services	1	47,500.00
	Iraq	QATAR IRAQI TRADING ( QIT )	Refuse disposal and treatment	8	444,000.00
	Iraq	S.L.S FOR SECURITY AND LOGISTICS SERVICES CO	Machine installation and maintenance and repair services	1	43,219.50
	Iraq	S.L.S FOR SECURITY AND LOGISTICS SERVICES CO	Security and personal safety	2	123,175.56
	Iraq	Name withheld for security reasons*	Refuse disposal and treatment	1	58,980.00
	Iraq	Name withheld for security reasons*	Refuse disposal and treatment	1	64,625.04
	Iraq	UNITED STATES EMBASSY IN IRAQ	Banquet and catering services	1	1,620,400.00
	Ireland	CDGA ENGINEERING CONSULTANTS LTD	Business and corporate management consultation services	2	101,520.00
	Ireland	ESPION LIMITED	Education and Training Services	1	41,305.79
	Ireland	Microsoft Ireland Operational	Software maintenance and support	1	63,660.53
	Israel	770- Project Management	Materials testing	1	41,112.06
	Israel	Achim 6 for Constructions Ltd.	Engineering and Research and Technology Based Services	1	51,479.08
	Israel	Name withheld for security reasons*	Residential rental	1	32,035.84
	Israel	Arnet I.G.P. Systems Ltd.	Surveillance or alarm maintenance or monitoring	1	60,927.20
	Israel	Bezeq Communications	Specialized communication system services	1	93,104.61
	Israel	Bezeq International	Specialized communication system services	1	342,513.25
	Israel	BEZEQ INTERNATIONAL LTD.	Internet services	1	35,860.53
	Israel	Consas Limited	Real estate services	1	280,000.00
	Israel	Name withheld for security reasons*	Building and Facility Construction and Maintenance Services	3	545,916.13
	Israel	Name withheld for security reasons*	Building maintenance and repair services	1	70,568.47
	Israel	E-Drive Technology Ltd.	Motor vehicles manufacture services	1	68,668.40
	Israel	Eithar Insurance Agency Co. Ltd.	Insurance and retirement services	2	100,169.47
	Israel	F.C FLYING CARGO INT'L TRANSPORTATION LTD	Freight forwarders services	1	45,000.00
	Israel	GILAT SATCOM LTD	Satellite or earth communication systems services	3	1,506,540.00
	Israel	Name withheld for security reasons*	Scientific vocational training services	1	35,445.00
	Israel	MAYOTEX LTD./PHILCAR LTD.	Machine installation and maintenance and repair services	1	34,800.00
	Israel	Name withheld for security reasons*	Real estate services	1	61,776.00

\* For security and privacy reasons, the name of the contractor is not displayed when it includes the name of an individual.

2013 | Major contracts for services and works by UN organization

AGENCY	Location of Supplier	Name of Contractor	Description of Services	# Contracts	Total Value of Contracts (USD)
	<b>UNPD continued</b>				
Israel		Name withheld for security reasons*	Machine installation and maintenance and repair services	2	82,000.00
Israel		Name withheld for security reasons*	Building construction management	1	41,899.44
Israel		Name withheld for security reasons*	Public administration	1	30,159.42
Israel		ODIS Filtering LTD	Prefabricated buildings and structures	1	341,678.75
Israel		PARTNER COMMUNICATIONS LTD.	Local and long distance telephone communications	1	44,000.00
Israel		Name withheld for security reasons*	Marine construction services	1	92,040.00
Israel		Name withheld for security reasons*	Specialized communication system services	1	38,480.00
Israel		Zieff Government Hospital	Healthcare provider support persons	1	83,802.02
Italy		AGMIN ITALY	International trade services	1	78,850.00
Italy		AMA S.P.A.	Machine installation and maintenance and repair services	1	91,655.63
Italy		Name withheld for security reasons*	Building and Facility Construction and Maintenance Services	1	229,966.95
Italy		CORIMEC ITALIANA S.P.A.	Prefabricated buildings and structures	4	7,944,218.66
Italy		Corimec Italiana S.P.A.	Transportation and Storage and Mail Services	1	1,289,200.26
Italy		CORIMEC ITALIANA S.p.a.	Prefabricated buildings and structures	4	4,671,481.93
Italy		CORIMEC ITALIANA SPA	Prefabricated buildings and structures	2	880,702.88
Italy		ECO.IMPRESA SRL	Refuse disposal and treatment	1	35,575.68
Italy		EMC COMPUTER SYSTEMS ITALIA SPA	Machine installation and maintenance and repair services	1	119,001.00
Italy		EMC COMPUTER SYSTEMS ITALIA SPA	Wide area network WAN maintenance or support	2	125,233.00
Italy		EMERSON NETWORK POWER SRL	Electrical and electronic engineering	2	87,930.90
Italy		ENGINEERING INGEGNERIA INFORMATICA SPA	Scientific vocational training services	1	85,549.67
Italy		ERRECI S. R.L.	Community and social services	1	95,159.43
Italy		ERRECI S. R.L.	Healthcare provider support persons	1	36,185.14
Italy		ERRECI S.R.L.	Industrial Production and Manufacturing Services	1	58,393.90
Italy		ESSEGI SRL	Fibers and textiles and fabric industries	1	33,948.44
Italy		Euromec SRL	Prefabricated buildings and structures	1	165,721.58
Italy		FAGIOLI S.P.A.	Freight forwarders services	2	794,466.17
Italy		FAGIOLI SPA	Mail and cargo transport	1	148,900.00
Italy		FASTWEB SPA	Local and long distance telephone communications	1	82,764.02
Italy		GEMMO SPA	Professional engineering services	1	1,195,542.67
Italy		GORGONI SRL	Air cargo transport	1	47,418.48
Italy		GORGONI Srl	Freight forwarders services	3	158,070.34
Italy		GORGONI SRL	Mail and cargo transport	2	127,244.72
Italy		IBA CENTRO MERIDIONALE SPA	Building construction management	1	104,732.72
Italy		ITALPULIZIE SRL	General building and office cleaning and maintenance services	4	211,607.34
Italy		J. A. S. SPA Forwarding Worldwide	Freight forwarders services	1	43,260.00
Italy		J. A. S. SPA Forwarding Worldwide	Mail and cargo transport	1	127,355.04
Italy		J.A.S. Jet Air	Mail and cargo transport	2	78,642.52
Italy		J.A.S. - S.P.A. FORWARDING WORLDWIDE	Freight forwarders services	2	154,350.00
Italy		J.A.S. SPA FORWARDING WORLDWIDE	Freight forwarders services	2	108,774.01
Italy		JAS FORWARDING WORLDWIDE SPA	Freight forwarders services	6	658,683.62
Italy		JAS- Jet Air Services S.p.A	Freight forwarders services	1	44,444.85
Italy		JAS- Jet Air Services S.p.A	Mail and cargo transport	1	41,786.18
Italy		JAS S.p.A - Forwarding Worldwide	Freight forwarders services	5	265,634.00
Italy		JAS S.p.A - Forwarding Worldwide	Real estate services	1	128,570.00
Italy		JAS. S.P.A FORWARDING WORLDWIDE	Freight forwarders services	1	31,864.00
Italy		JAS-Jet Air Service S.P.A	Freight forwarders services	1	120,026.53
Italy		METALLOTECNICA 2D	Building maintenance service	1	34,550.20
Italy		Name withheld for security reasons*	Mail and cargo transport	1	111,900.00
Italy		PILLER ITALIA SRL	Insurance and retirement services	1	30,840.94
Italy		PRAS TECNICA EDILIZIA SRL	Building and Facility Construction and Maintenance Services	1	39,481.20
Italy		PRAS TECNICA EDILIZIA SRL	Financial and Insurance Services	1	97,506.60
Italy		PRAS TECNICA EDILIZIA SRL	Professional engineering services	2	372,313.70
Italy		R.I. S.p.a	Prefabricated buildings and structures	1	416,010.85
Italy		R.I. S.p.a	Transportation and Storage and Mail Services	1	1,139,118.77
Italy		R.I. SPA	Prefabricated buildings and structures	8	1,849,897.15
Italy		SDV ITALIA SPA	Mail and cargo transport	1	48,239.90
Italy		SELEX ES S.P.A	Transportation and Storage and Mail Services	1	8,000,000.00
Italy		SICOM S.P.A.	Packaging services	1	491,060.03
Italy		SICON S.R.L.	Electrical and electronic engineering	1	55,194.62
Italy		SICURA SAS DI M. BOVE & C. (Cattolica Assicurazioni)	Insurance and retirement services	1	53,462.88
Italy		UNITED NATIONS SYSTEM STAFF COLLEGE	Human resource development	1	45,000.00
Italy		VODAFONE OMNITEL N.V.	Local and long distance telephone communications	3	208,247.01
Italy		Wind	Local and long distance telephone communications	2	275,014.22
Italy		WIND TELECOMUNICAZIONI S.P.A.	Data voice or multimedia network equipment rental services	1	128,169.54
Italy		WIND TELECOMUNICAZIONI S.p.A.	Local and long distance telephone communications	2	306,698.46
Italy		WIND TELECOMUNICAZIONI SPA	Local and long distance telephone communications	3	220,938.05
Japan		NIKKO ASSET MANAGEMENT CO. LTD.	Financial and Insurance Services	1	1,490,000.00
Japan		NISSAN TRADING CO. LTD.	Machine installation and maintenance and repair services	1	553,349.38
Japan		TOYOTA MOTOR CORPORATION	Editorial and Design and Graphic and Fine Art Services	1	226,337.40
Jordan		Challenger Team	Education and Training Services	1	31,384.00
Jordan		JORDAN AVIATION	Air cargo transport	1	67,710.00
Jordan		Jordan Aviation	Passenger transport	5	6,712,142.40
Jordan		JORDAN AVIATION	Transportation and Storage and Mail Services	7	5,594,694.00
Jordan		Legam For Trading Co.	Satellite or earth communication systems services	1	36,171.85
Jordan		NATIONAL EXPRESS	Machine installation and maintenance and repair services	1	50,847.46
Kenya		Name withheld for security reasons*	Mass communication services	1	514,225.76
Kenya		AFRICA EXPEDITIONS LTD	Banquet and catering services	4	948,954.47
Kenya		Name withheld for security reasons*	Healthcare provider support persons	1	573,960.00
Kenya		Agipol Africa Limited	Real estate services	1	262,456.83
Kenya		AIRCRAFT CONTRACTS	Commercial or industrial facility rental	1	42,000.00
Kenya		ALFA MOTORS LTD	Machine installation and maintenance and repair services	1	34,227.04
Kenya		Allied Wharfage	Lease and rental of property or building	1	1,293,022.08
Kenya		Allied Wharfage Limited	Legal services	1	364,896.00
Kenya		Allied Wharfage Limited	Material handling services	2	164,219.50
Kenya		ALPHA LOGISTICS	Mail and cargo transport	1	779,800.00
Kenya		ALPHA LOGISTICS	Marine cargo transport	1	1,311,399.09
Kenya		Alpha Logistics Services (EPZ) Ltd	Building and Facility Construction and Maintenance Services	2	2,556,460.60
Kenya		Alpha Logistics Services (EPZ) Ltd	Building construction management	2	1,303,273.34
Kenya		Alpha Logistics Services (EPZ) Ltd	Freight forwarders services	4	4,813,354.90
Kenya		ALPHA LOGISTICS SERVICES (EPZ) LTD	Mail and cargo transport	1	197,500.00
Kenya		Name withheld for security reasons*	Temporary personnel services	1	40,795.00
Kenya		BOLLORE AFRICA LOGISTICS KENYA LIMITED	Freight forwarders services	3	717,455.56
Kenya		Name withheld for security reasons*	Temporary personnel services	1	47,875.00
Kenya		Britex General Merchants	Education and Training Services	1	35,159.81
Kenya		BUBAL INVESTMENTS LTD	Freight forwarders services	1	1,000,000.00
Kenya		Center for African	Vocational training	1	36,213.86
Kenya		CENTRE FOR AFRICAN FAMILY STUDIES(CAFS)	In service training and manpower development	1	36,213.86
Kenya		Christian Industrial Training Centre - Nairobi	Business and corporate management consultation services	1	32,158.02
Kenya		CITY HOPPER LTD.	Passenger transport	2	178,860.71
Kenya		COMEX HOLDINGS LIMITED	Prefabricated buildings and structures	1	80,100.00
Kenya		DAC AVIATION (EA) LIMITED	Transportation and Storage and Mail Services	5	6,607,200.00
Kenya		DAMCO LOGISTICS	Mail and cargo transport	1	84,588.00
Kenya		Name withheld for security reasons*	Temporary personnel services	1	38,556.00
Kenya		Deeqa Construction and Water Well Drilling Co. Ltd	Building and Facility Construction and Maintenance Services	1	174,000.00
Kenya		Deeqa Construction and Water Well Drilling Co. Ltd	Machine installation and maintenance and repair services	1	73,056.90
Kenya		Deeqa Construction and Water Well Drilling Co. Ltd	Rehabilitation services	1	340,327.80
Kenya		East African School of Aviation	Education and Training Services	1	148,512.00
Kenya		EDEN DEVELOPMENT GROUP GLOBAL LTD	Water resources development and oversight	1	154,770.00
Kenya		EVERETT AVIATION (CHARTER) LIMITED	Transportation and Storage and Mail Services	5	11,254,215.00
Kenya		FOREMOST LIMITED	Building and Facility Construction and Maintenance Services	2	2,179,643.01
Kenya		Freight Forwarders (Kenya) Ltd.	Freight forwarders services	1	532,178.29
Kenya		Frontier Optical Networks	Data voice or multimedia network equipment rental services	1	482,382.88
Kenya		G4S Security Services Kenya Ltd	Security and personal safety	2	126,188.26
Kenya		GLOBAL LINK TRADING & LOGISTICS LTD	Specialized communication system services	1	71,368.00
Kenya		HARMONY SOLUTIONS LTD	Business and corporate management consultation services	1	33,500.00

\* For security and privacy reasons, the name of the contractor is not displayed when it includes the name of an individual.

AGENCY	Location of Supplier	Name of Contractor	Description of Services	# Contracts	Total Value of Contracts (USD)
	<b>UNPD continued</b>				
	Kenya	KASAS Limited	Transportation and Storage and Mail Services	1	42,390.00
	Kenya	KENFREIGHT EA LIMITED	Freight forwarders services	3	7,134,606.00
	Kenya	Kenson and Company Limited	Supply chain management	1	286,440.88
	Kenya	Labour Link Ltd.	Building construction management	1	1,073,920.00
	Kenya	Mantrac Kenya LTD	Prefabricated buildings and structures	1	48,071.27
	Kenya	Name withheld for security reasons*	International trade services	2	591,747.40
	Kenya	Mogadishu Stars General Trading Co Ltd	Building and Facility Construction and Maintenance Services	2	1,058,207.22
	Kenya	Mogadishu Stars General Trading Co Ltd	Building construction management	1	236,733.50
	Kenya	Mogadishu Stars General Trading Co Ltd	Prefabricated buildings and structures	1	108,000.00
	Kenya	Mogadishu Stars General Trading Co Ltd	Transportation and Storage and Mail Services	1	39,277.00
	Kenya	PC SUPPLIES LIMITED	Financial and Insurance Services	1	30,512.11
	Kenya	Phoenix Aviation Ltd	Transportation and Storage and Mail Services	7	2,837,514.96
	Kenya	PROFESSIONAL CLEAN	General building and office cleaning and maintenance services	1	122,202.24
	Kenya	Professional Clean Care Ltd	General building and office cleaning and maintenance services	1	254,238.86
	Kenya	Quick Handling Aviation Services	Material handling services	1	60,000.00
	Kenya	Quick Handling Aviation Services	Transportation and Storage and Mail Services	1	30,000.00
	Kenya	Ramco Printing Works Ltd.	Printing	1	30,874.34
	Kenya	Relief & Mission Logistics	Freight forwarders services	1	81,600.00
	Kenya	Sameer Africa Ltd.	Rubber tires or tubes production services	2	278,910.55
	Kenya	SEAMLESS EVENTS SOLUTIONS LIMITED	Writing and translations	1	33,350.00
	Kenya	Skytech Communications Resources Ltd.	Satellite or earth communication systems services	1	99,480.00
	Kenya	Swissport	Material handling services	3	150,000.00
	Kenya	Telkom Kenya	Data voice or multimedia network equipment rental services	1	99,281.26
	Kenya	Telkom Kenya	Machine installation and maintenance and repair services	1	36,339.82
	Kenya	THE KAREN HOSPITAL	Healthcare provider support persons	2	912,500.00
	Kenya	THE MATER HOSPITAL	Healthcare provider support persons	1	360,600.00
	Kenya	The Nairobi Hospital	Healthcare provider support persons	2	637,558.30
	Kenya	Toyota East Africa Limited	Machine installation and maintenance and repair services	3	140,032.93
	Kenya	Urgent Cargo Handling Limited	Freight forwarders services	3	1,607,958.96
	Kenya	Wilomo International Limited	Petrochemical and plastic production	1	31,404.01
	Kenya	Name withheld for security reasons*	Temporary personnel services	1	72,000.00
	Kuwait	Agility DGS Logistics Services Co. KSC	Freight forwarders services	1	297,742.45
	Kuwait	AGILITY DGS LOGISTICS SERVICES COMPANY (KSC)	Freight forwarders services	1	62,408.50
	Kuwait	AMERICAN GENERAL TRADING & CONTRACTING W.L.L	Building construction management	2	88,345.82
	Kuwait	Name withheld for security reasons*	Refuse disposal and treatment	2	167,307.69
	Kuwait	DHL EXPRESS (DHL INTERNATIONAL TRANSPORTATION WLL)	Freight forwarders services	3	270,221.17
	Kuwait	DHL EXPRESS (DHL INTERNATIONAL TRANSPORTATION WLL)	Refuse disposal and treatment	1	72,000.00
	Kuwait	Gulf Catering Company for General Trade and Contracting_WLL	Management, Business Professionals, Administrative Services	2	31,058,400.00
	Kuwait	GULFNET COMMUNICATIONS CO.	Data voice or multimedia network equipment rental services	3	360,779.00
	Kuwait	INTEGRATED TECHNICAL SERVICES GEN. TRADING & CONT. CO.	Building and Facility Construction and Maintenance Services	1	60,401.85
	Kuwait	INTEGRATED TECHNICAL SERVICES GEN. TRADING & CONT. CO.	Building maintenance and repair services	1	42,583.63
	Kuwait	INTEGRATED TECHNICAL SERVICES GEN. TRADING & CONT. CO.	Plumbing system maintenance or repair	1	30,302.49
	Kuwait	KGL LOGISTICS K.S.C. C.	Freight forwarders services	3	328,000.00
	Kuwait	KUWAIT AL SOGOOR FOR SECURITY AND PROTECTION CO. W.L.L.	Machine installation and maintenance and repair services	1	246,266.90
	Kuwait	KUWAIT AVIATION FUELLING CO. (KAFCO)	Terminal services	3	255,840.81
	Kuwait	NATIONAL AVIATION SERVICES (NAS)	Terminal services	1	135,000.00
	Lebanon	A TO Z SERVICES	Environmental safety services	2	353,393.62
	Lebanon	Name withheld for security reasons*	Marine construction services	1	30,319.30
	Lebanon	ALL TRANSPORT	Mail and cargo transport	1	34,850.00
	Lebanon	ALL TRANSPORT	Transport services	3	235,400.00
	Lebanon	ARAB LEBANESE	Advertising	1	80,000.00
	Lebanon	ARAMEX INTERNATIONAL	Postal and small parcel and courier services	1	34,599.96
	Lebanon	Name withheld for security reasons*	General building and office cleaning and maintenance services	1	33,672.75
	Lebanon	ASTRA RADIO	Lease and rental of property or building	1	49,470.00
	Lebanon	EARTH LINK AND	Environmental Services	1	40,000.00
	Lebanon	ENGINEER MAROUN	Specialty building and trades services	1	75,956.52
	Lebanon	Name withheld for security reasons*	Land preparation services	1	40,050.00
	Lebanon	ENTERPRISE &	Voice and data and video wiring service	1	38,000.00
	Lebanon	FARHAT GROUP	Specialty building and trades services	1	53,700.00
	Lebanon	FARHAT GROUP TRADING & CONTRACTING CO.	Building construction management	1	53,700.00
	Lebanon	FARJALLAH TRADING COMPANY S.A.L.	Building construction management	1	205,100.00
	Lebanon	GEN. DIRECT. FOR	Local and long distance telephone communications	1	130,000.00
	Lebanon	GEN. DIRECT. FOR	Specialized communication system services	2	208,000.00
	Lebanon	Name withheld for security reasons*	Water resources development and oversight	1	159,890.68
	Lebanon	Haidar Trading Est	Building construction management	2	638,900.00
	Lebanon	Haidar Trading Est	Specialty building and trades services	1	34,756.00
	Lebanon	Halal Rent A Car	Vehicle rental	1	274,662.04
	Lebanon	HAMMOUD HOSPITAL	Healthcare Services	1	150,000.00
	Lebanon	HAMMOUD HOSPITAL	Medical practice	1	150,000.00
	Lebanon	Name withheld for security reasons*	Infrastructure building and surfacing and paving services	5	526,298.60
	Lebanon	Name withheld for security reasons*	Building construction management	1	190,385.00
	Lebanon	Name withheld for security reasons*	Real estate services	1	135,119.97
	Lebanon	Name withheld for security reasons*	Water and sewer utilities	1	69,000.00
	Lebanon	JJS Family Foundation SAL	Insurance and retirement services	1	36,000.00
	Lebanon	JJS Family Foundation SAL	Real estate services	1	528,000.00
	Lebanon	metaller	Building and Facility Construction and Maintenance Services	1	87,400.00
	Lebanon	MIRAGE CO.	Hazardous waste disposal	1	70,430.00
	Lebanon	MIRAGE Co. Sarl	Refuse disposal and treatment	1	35,000.00
	Lebanon	Mobile Interim	Specialized communication system services	1	375,000.00
	Lebanon	MTC Touch	Local and long distance telephone communications	2	89,888.05
	Lebanon	NATIONAL	Advertising	1	61,750.00
	Lebanon	NEW TRADING AND	Refuse collection and disposal	2	419,351.73
	Lebanon	PROTECTRON	Guard services	1	253,440.00
	Lebanon	Name withheld for security reasons*	Primary care practitioners services	1	49,570.39
	Lebanon	Rim Natural Spring	Water and sewer utilities	1	59,466.00
	Lebanon	Saint George Hospital-University Medical Center	Healthcare provider support persons	1	50,000.00
	Lebanon	SANABEL S.A.R.L.	Building construction management	1	159,160.00
	Lebanon	SAWA EST	Water and sewer utilities	1	40,000.00
	Lebanon	Security & Safety	Safety and security system installation services	1	91,760.00
	Lebanon	SODEXO SERVICES	Facility maintenance and repair services	1	36,875.00
	Lebanon	SODEXO SERVICES	General building and office cleaning and maintenance services	1	681,828.08
	Lebanon	SODEXO SERVICES	Restaurants and catering	2	407,605.28
	Lebanon	SODEXO SERVICES LIBAN SAL	Banquet and catering services	1	178,178.81
	Lebanon	Sultan Steel SARL	Prefabricated medical buildings and structures	1	34,125.00
	Lebanon	TRANSPORT &	Chartered bus services	1	54,500.00
	Lebanon	Transport & Tourism Services S.A.L.	Vehicle rental	1	30,000.00
	Lebanon	TREE AD SAL	Advertising	1	73,000.00
	Liberia	ATLANTIC LIFE & GENERAL INSURANCE COMPANY	Insurance and retirement services	1	37,500.00
	Liberia	CHINIE SANITATION INC.	Refuse disposal and treatment	1	41,055.00
	Liberia	COMIUM (LIBERIA) INC.	Real estate services	2	87,000.00
	Liberia	CONSOLIDATED GROUP INC.	Satellite or earth communication systems services	1	48,180.00
	Liberia	ELIAS ANTOINE MOTORS	Machine installation and maintenance and repair services	1	50,000.00
	Liberia	ELIAS ANTOINE MOTORS	Vehicle maintenance and repair services	1	100,000.00
	Liberia	EXECUTIVE SECURITY CONSULTANCY (EXSECON)	Security and personal safety	3	1,381,153.08
	Liberia	INTERNATIONAL INSURANCE COMPANY (LIBERIA) LTD.	Insurance and retirement services	1	91,369.50
	Liberia	Name withheld for security reasons*	Real estate services	1	36,000.00
	Liberia	KIASON GENERAL CONSTRUCTION CONTRACTORS	Plumbing system maintenance or repair	1	41,040.00
	Liberia	Name withheld for security reasons*	Building and Facility Construction and Maintenance Services	2	75,000.00
	Liberia	PAGS BODY REPAIR & MAINTENANCE SERVICES	Machine installation and maintenance and repair services	2	125,000.00
	Liberia	Name withheld for security reasons*	Real estate services	2	420,000.00
	Liberia	REELIN (LIBERIA)	Vehicle maintenance and repair services	1	160,000.00
	Liberia	REELIN (LIBERIA) INC.	Machine installation and maintenance and repair services	2	112,876.48
	Liberia	RINDA INTERNATIONAL CLEARING & FORWARDING INC.	Freight forwarders services	1	95,000.00
	Liberia	ROBERTS INTERNATIONAL AIRPORT	Terminal services	1	175,645.12
	Liberia	Name withheld for security reasons*	Real estate services	1	42,840.00

\* For security and privacy reasons, the name of the contractor is not displayed when it includes the name of an individual.

2013 | Major contracts for services and works by UN organization

AGENCY	Location of Supplier	Name of Contractor	Description of Services	# Contracts	Total Value of Contracts (USD)
	<b>UNPD continued</b>				
	Liberia	SETHI BROTHERS INC.	Building maintenance service	1	39,590.00
	Liberia	SETHI BROTHERS INC.	Prefabricated buildings and structures	1	55,105.60
	Liberia	THE PAN AFRICAN REAL ESTATE CORP. (PAREC)	Real estate services	3	1,497,056.16
	Liberia	THE SALVATION ARMY (LIBERIA)	Real estate services	1	42,000.00
	Liberia	TOTAL LIBERIA INC.	Community and social services	1	41,400.00
	Liberia	UMARCO (LIBERIA) CORP	Freight forwarders services	1	59,000.00
	Liberia	UNIQUE FUMIGATION	Cleaning and janitorial services	1	173,394.28
	Liberia	UNIQUE FUMIGATION & ENGINEERING SERVICES	General building and office cleaning and maintenance services	3	435,043.33
	Liberia	Name withheld for security reasons*	Real estate services	1	38,250.00
	Liberia	WONDERS INC.	Machine installation and maintenance and repair services	2	224,112.00
	Libya	ASSAHER	Surveillance or alarm maintenance or monitoring	1	126,595.24
	Libya	Name withheld for security reasons*	Real estate services	4	3,206,207.84
	Libya	SEDRÁ COMPANY FOR TRANSPORT AND CAR RENTAL	Vehicle rental	1	57,324.84
	Lithuania	Name withheld for security reasons*	Printing	1	40,340.30
	Mali	Affaires services specialiseses A2S	Building maintenance service	1	91,326.11
	Mali	BOLLORE AFRICA LOGISTICS	Real estate services	1	131,685.00
	Mali	Clinique Medico-Chirurgicale et de Reanimation Pasteur s.a.	Healthcare provider support persons	2	125,654.75
	Mali	DAMCO	Freight forwarders services	1	131,508.26
	Mali	GLOBAL ASSISTANCE	Electric utilities	1	42,512.37
	Mali	GOREL TOURS SARL	Vehicle rental	1	89,342.88
	Mali	Name withheld for security reasons*	Real estate services	1	213,170.24
	Mali	Habitat Sans Frontieres	Building construction management	1	31,301.11
	Mali	HOTEL LAICO L'AMITIE	Real estate services	3	5,276,547.13
	Mali	KONJANE SARL	Vehicle rental	3	255,663.17
	Mali	Motel des Askia	Real estate services	1	59,628.04
	Mali	Name withheld for security reasons*	Real estate services	1	71,553.65
	Mali	Name withheld for security reasons*	Real estate services	1	55,913.47
	Mali	open tours	Vehicle rental	1	137,174.38
	Mali	SECURICOM Protect SARL	Security and personal safety	2	247,928.34
	Mali	Total Mali SA	Project management	1	27,123,503.00
	Malta	INTERNATIONAL TRANSLATION AGENCY	Writing and translations	2	80,000.00
	Malta	PALM CITY LIMITED	Real estate services	4	6,188,903.19
	Mauritius	RMI Somalia	Writing and translations	1	65,866.00
	Morocco	DECOLAY Sarl	Building and Facility Construction and Maintenance Services	1	77,380.53
	Morocco	G4S SECURITY SYSTEMS MAROC	General building and office cleaning and maintenance services	2	219,911.21
	Morocco	GIBAS CEMENT ET MARBRE	Real estate services	1	144,000.00
	Morocco	SOMATIME	Freight forwarders services	2	127,665.85
	Nepal	SHREE AIRLINES (P) LTD.	Transportation and Storage and Mail Services	10	11,126,093.98
	Netherlands	Akxifo	Printing	1	38,000.00
	Netherlands	Breijer Bouw en Installatie BV	Machine installation and maintenance and repair services	1	30,660.60
	Netherlands	CISCO SYSTEMS INTERNATIONAL B V	Telecommunications planning services	1	204,500.00
	Netherlands	Croon Electrotechniek	Machine installation and maintenance and repair services	1	130,000.00
	Netherlands	DataExpert	Software maintenance and support	1	66,691.40
	Netherlands	Detron Telecom Enterprise	Telecommunication Services	1	37,939.64
	Netherlands	DEVOTRA B.V	Machine installation and maintenance and repair services	1	41,933.62
	Netherlands	EMC Computer Systems	Software maintenance and support	1	125,678.95
	Netherlands	EMC Computer Systems	System installation service	1	77,920.00
	Netherlands	Eneco Business B.V.	Electric utilities	2	229,900.00
	Netherlands	Esprit Telecom	Local and long distance telephone communications	1	36,400.00
	Netherlands	Name withheld for security reasons*	General building and office cleaning and maintenance services	1	310,605.36
	Netherlands	Name withheld for security reasons*	Building construction management	1	64,000.00
	Netherlands	IMRES	Management, Business Professionals, Administrative Services	1	48,516.51
	Netherlands	IMRES BV	Radio services	1	34,051.75
	Netherlands	INTERNATIONAL INSTITUTE OF SOCIAL	Hotels and motels and inns	1	31,500.00
	Netherlands	IPA - International Procurement Agency B.V.	Petrochemical and plastic production	1	31,344.52
	Netherlands	JOH. ENSCHEDE STAMPS SECURITY	Printing	2	152,771.72
	Netherlands	PROMISAN B.V.	Software maintenance and support	1	36,000.00
	Netherlands	RICOH INTERNATIONAL B.V	Office equipment rental or leasing services	1	56,484.83
	Netherlands	Ricoh International B.V.	Office equipment rental or leasing services	6	515,010.61
	Netherlands	Ricoh International BV.	Office equipment rental or leasing services	1	39,628.29
	Netherlands	Vodafone Libertel BV	Local and long distance telephone communications	1	46,000.00
	New Zealand	AVIAT NETWORKS	Telecommunication Services	1	381,237.04
	Nigeria	Name withheld for security reasons*	Real estate services	1	35,774.58
	Nigeria	THE GOVT. OF FED. REP. OF NIGERIA	Real estate services	1	729,918.24
	Norway	A/S AIRCONTACT	Air cargo transport	1	510,000.00
	Norway	A/S AIRCONTACT	Freight forwarders services	1	777,000.00
	Norway	Astrum Services Enterprise as (formerly Vizada Networks AS)	Information centers	1	61,740.00
	Pakistan	AIRBLUE LIMITED	Transportation and Storage and Mail Services	1	354,871.00
	Pakistan	BARKHA INTERNATIONAL (Pvt) LIMITED	Building construction management	1	35,500.37
	Pakistan	Name withheld for security reasons*	Mining and oil and gas services	1	33,372.00
	Pakistan	Name withheld for security reasons*	Mining and oil and gas services	1	33,372.00
	Pakistan	NOBAL FILLING STATION	Mining and oil and gas services	1	38,372.00
	Pakistan	OCEAN AIR INTERNATIONAL	Trade policy	1	50,921.88
	Pakistan	PAKISTAN INTERNATIONAL AIRLINES	Air cargo transport	1	1,574,986.00
	Pakistan	PAKISTAN STATE OIL COMPANY LIMITED	Mining and oil and gas services	1	112,049.60
	Pakistan	Name withheld for security reasons*	Mining and oil and gas services	1	31,330.26
	Pakistan	SHAMA SERVICE STATION	Mining and oil and gas services	1	31,372.00
	Pakistan	SKARDU FILLING STATION	Mining and oil and gas services	1	35,372.00
	Pakistan	Wackenhut Pakistan (Pvt) Ltd	Security and personal safety	2	163,905.32
	Panama	ES-KO	General building and office cleaning and maintenance services	1	92,391.30
	Panama	ES-KO INTERNATIONAL INC.	Factory management services	1	867,003.30
	Panama	ES-KO International Inc.	Food supply services	7	17,871,281.99
	Panama	ES-KO INTERNATIONAL INC.	Industrial management	4	4,307,635.02
	Panama	ES-KO INTERNATIONAL INC.	Road cargo transport	1	300,000.00
	Panama	ES-KO INTERNATIONAL INC.	Rural development	2	290,811.46
	Portugal	Name withheld for security reasons*	Temporary personnel services	1	32,500.00
	Portugal	EURO ATLANTIC AIRWAYS	Air cargo transport	5	5,887,048.00
	Portugal	EURO ATLANTIC AIRWAYS	Transportation and Storage and Mail Services	3	2,864,912.00
	Portugal	EUROATLANTIC Airways	Passenger transport	1	323,476.00
	Portugal	Name withheld for security reasons*	Temporary personnel services	1	31,250.00
	Qatar	First Class Rent A Car	Vehicle rental	1	46,141.17
	Qatar	Name withheld for security reasons*	Construction machinery and equipment rental or leasing services	1	44,493.27
	Qatar	Name withheld for security reasons*	Real estate services	2	143,367.21
	Republic of Korea	Caravan Engineered	Prefabricated commercial and industrial buildings and structures	1	691,220.00
	Republic of Korea	Caravan Engineered	Tents and membrane structures	1	2,214,000.00
	Republic of Korea	CARAVAN ENGINEERED STRUCTURES, INC	Freight forwarders services	1	98,700.00
	Republic of Korea	CARAVAN ENGINEERED STRUCTURES, INC	Prefabricated buildings and structures	4	2,316,698.00
	Republic of Korea	CARAVAN ENGINEERED STRUCTURES, INC.	Freight forwarders services	1	155,050.00
	Republic of Korea	CARAVAN ENGINEERED STRUCTURES, INC.	Prefabricated buildings and structures	1	3,014,500.00
	Republic of Korea	UNIVERSAL SEA & AIR CO., LTD	Freight forwarders services	1	644,160.00
	Russian Federation	JSC "ABAKAN AVIA"	Transportation and Storage and Mail Services	1	250,000.00
	Russian Federation	JSC ABAKAN-AVIA AIRLINES	Transportation and Storage and Mail Services	1	1,240,000.00
	Russian Federation	JSC INTERDIALECT PLUS	Writing and translations	3	400,000.00
	Russian Federation	JSC VOSTOK AVIATION COMPANY	Transportation and Storage and Mail Services	12	17,238,795.00
	Russian Federation	LLC "Airline "VIM"	Passenger transport	1	1,762,602.00
	Russian Federation	LLC AIRLINE VIM AVIA	Air cargo transport	1	154,103.00
	Russian Federation	NETFEYUGANSK UNITED AIRLINE	Transportation and Storage and Mail Services	11	23,710,651.00
	Russian Federation	NORD WIND LIMITED LIABILITY COMPANY	Air cargo transport	1	1,716,193.00
	Russian Federation	OJSC "NIZHNEVARTOVSKAVIA"	Transportation and Storage and Mail Services	13	43,496,100.00
	Russian Federation	PANH HELICOPTERS	Transportation and Storage and Mail Services	2	2,819,000.00
	Russian Federation	POLET AIRLINES	Air cargo transport	1	1,250,000.00
	Russian Federation	SKOL AIRLINE, LLC	Transportation and Storage and Mail Services	15	22,185,750.80
	Russian Federation	UTAIR AVIATION, JSC	Air cargo transport	3	1,868,000.00
	Russian Federation	UTAIR AVIATION, JSC	Passenger transport	1	56,987.00
	Russian Federation	UTAIR AVIATION, JSC	Terminal services	1	48,059.10

\* For security and privacy reasons, the name of the contractor is not displayed when it includes the name of an individual.

AGENCY	Location of Supplier	Name of Contractor	Description of Services	# Contracts	Total Value of Contracts (USD)
	<b>UNPD continued</b>				
	Russian Federation	UTAIR AVIATION, JSC	Transportation and Storage and Mail Services	76	153,161,095.32
	Russian Federation	UTair - Helicopter	Chartered airplane travel	2	3,681,600.00
	Russian Federation	UTAIR CARGO, CJSC	Transportation and Storage and Mail Services	2	4,950,000.00
	Rwanda	BELVEDERE LINES	Travel facilitation	3	345,310.00
	Rwanda	CABLELINE LTD	Surveillance or alarm maintenance or monitoring	1	30,000.00
	Rwanda	COMMERCIAL BANK OF RWANDA	Real estate services	1	107,392.97
	Rwanda	E.G.F.J CLEANING SERVICES	Refuse disposal and treatment	1	34,977.66
	Rwanda	Name withheld for security reasons*	Real estate services	1	36,000.00
	Rwanda	MTN RWANDACELL LTD	Internet services	1	74,400.00
	Rwanda	Name withheld for security reasons*	Real estate services	1	42,000.00
	Saudi Arabia	TAMIMI GLOBAL COMPANY LTD (TAFGA)	Real estate services	2	9,300,827.00
	Senegal	SAGAM INTERNATIONAL SA	Security and personal safety	1	38,800.93
	Serbia	AUTOTRADE SH.P.K.	Machine installation and maintenance and repair services	1	33,921.30
	Serbia	DIPOS	Legal services	1	81,000.00
	Serbia	G4S Secure Solutions	Security and personal safety	1	41,730.42
	Serbia	HENDERSON ASSET PROTECTION LLC	Security and personal safety	1	271,517.05
	Serbia	IPKO Telecommunications L.L.C	Satellite or earth communication systems services	2	76,345.99
	Serbia	KUTJESA - NET L.L.C	Satellite or earth communication systems services	1	65,319.43
	Serbia	N.N.SH "SHL Building Construction"	Water and sewer utilities	1	33,205.62
	Serbia	N.P.N. "UNI-PROJECT"	General building and office cleaning and maintenance services	1	164,826.53
	Serbia	N.P.N. "UNI-PROJECT"	Machine installation and maintenance and repair services	1	117,367.71
	Serbia	N.P.T. "METAL PROJEKT"	Architectural engineering	1	64,189.02
	Serbia	New York Trade D.O.O.	General building and office cleaning and maintenance services	1	57,600.00
	Serbia	Post and Telecommunications of Kosovo, PTK J.S.C.	Local and long distance telephone communications	1	32,564.45
	Serbia	Voltek	Legal services	1	65,422.69
	Sierra Leone	BAIMTECH ENGINEERING SERVICES	Financial and Insurance Services	2	77,537.60
	Sierra Leone	BULLOM CONSTRUCTION AND GENERAL SERVICES (SL) LTD	Building maintenance service	1	59,348.84
	Sierra Leone	ELMAN's Holdings	Management, Business Professionals, Administrative Services	3	167,256.00
	Sierra Leone	KAPRI ENTERPRISES LTD	Machine installation and maintenance and repair services	1	37,094.04
	Sierra Leone	Name withheld for security reasons*	Real estate services	1	495,000.00
	Sierra Leone	SECURITY SUPPORT GROUP INTERNATIONAL (SSGI)	Security and personal safety	2	185,760.00
	Sierra Leone	TECHNICAL SECURITY GROUP INTERNATIONAL LIMITED	Security and personal safety	3	126,000.00
	Sierra Leone	UNIFY SOLUTIONS SYSTEM COMPANY LTD	Mass communication services	3	108,999.88
	Somalia	EAST AFRICAN SAFARI EXPRESS SAXY MOGADISHU BRANCH	Passenger transport	1	71,175.00
	Somalia	Name withheld for security reasons*	Real estate services	1	72,000.00
	Somalia	Name withheld for security reasons*	Real estate services	1	72,000.00
	Somalia	I.A.G International Co. L.L.C	Building and Facility Construction and Maintenance Services	3	515,701.26
	Somalia	I.A.G International Co. L.L.C	Building construction management	2	553,508.94
	Somalia	I.A.G. General Trading Co. LLC	Building construction management	1	99,196.63
	Somalia	I.A.G. General Trading Co. LLC	Rehabilitation services	1	468,880.58
	Somalia	Name withheld for security reasons*	Real estate services	1	30,000.00
	Somalia	Name withheld for security reasons*	Real estate services	1	30,000.00
	Somalia	STAR GENERAL TRADING COMPANY	Building construction management	1	135,679.70
	Somalia	STAR GENERAL TRADING COMPANY	Prefabricated buildings and structures	1	94,035.94
	South Africa	BALMORAL CENTRAL CONTRACTS SA	Transportation and Storage and Mail Services	3	1,940,000.00
	South Africa	C AND G Air	Chartered airplane travel	1	262,500.00
	South Africa	C AND G AIR	Transportation and Storage and Mail Services	24	14,107,988.35
	South Africa	Dangerous goods Management(PTY) LTD	Safety training services	1	35,000.00
	South Africa	Mechem (Pty) Ltd	General building and office cleaning and maintenance services	1	1,966,815.18
	South Africa	Mechem (Pty) Ltd	Hotels and motels and inns	2	189,324.04
	South Africa	Mechem (Pty) Ltd	Machine installation and maintenance and repair services	1	75,775.71
	South Africa	NATIONAL AIRWAYS CORPORATION	Transportation and Storage and Mail Services	4	2,864,352.00
	South Africa	NATURELINK AVIATION	Transportation and Storage and Mail Services	3	6,005,620.06
	South Africa	NETCARE LIMITED	Healthcare provider support persons	1	500,000.00
	South Africa	SAFAIR OPERATIONS (PTY) LTD	Transportation and Storage and Mail Services	9	18,697,000.00
	South Africa	SCHAERER INVESTMENTS CC. TRADING AS TRACEABILITY SOLUTIONS	Military services and national defense	1	234,310.00
	South Africa	UTAIR SOUTH AFRICA (PTY) LTD	Transportation and Storage and Mail Services	1	1,200,000.00
	South Sudan	Name withheld for security reasons*	Real estate services	2	180,000.00
	South Sudan	Ezentus FZE Co. Ltd	Machine installation and maintenance and repair services	1	100,000.00
	South Sudan	FORKS & FINGERS RESTAURANT & CLEANING SERVICES	Banquet and catering services	1	80,340.00
	South Sudan	HYDROTECH SERVICES LTD	Water resources development and oversight	1	99,230.00
	South Sudan	Hydrotech International Services Limited	Water resources development and oversight	2	904,200.00
	South Sudan	JAMBO Construction and Trading Ltd.	Building construction management	1	4,575,561.00
	South Sudan	National Insurance Corporation (SS) Ltd.	Insurance and retirement services	1	72,168.00
	South Sudan	ST.PATRICK PARISH NIMULE CATHOLIC DIOCESE OF TORIT	Real estate services	1	63,000.00
	South Sudan	Universal Hydro Engineer's & Contracts	Water resources development and oversight	1	313,196.00
	South Sudan	WARRIOR SECURITY LIMITED	Security and personal safety	3	4,507,127.46
	Spain	AIR EUROPA LINEAS AEREAS S.A.U.	Air cargo transport	1	375,000.00
	Spain	CETECC TECNOLOGICA SL (former CIVERA TECNOLOGICA SL)	Specialized communication system services	1	215,967.53
	Spain	COMUNICACION MULTILINGUE SL	Writing and translations	3	580,000.00
	Spain	CSD COMPANY FOR SOFTWARE AND DEVELOPMENT S.A. (NOT TO BE INV)	Information centers	1	974,847.46
	Spain	EDIFICACIONES Y CONSTRUCCIONES VERDOY SL	Surveillance or alarm maintenance or monitoring	1	49,077.54
	Spain	EQUIPOS MOVILES DE	Portable commercial and industrial buildings and structures	1	795,467.00
	Spain	EQUIPOS MOVILES DE CAMPANA ARPA	Building construction management	1	1,032,443.29
	Spain	HEWLETT PACKARD ESPANOLA S.L.	Electrical and electronic engineering	1	97,783.87
	Spain	INDRA SISTEMAS S.A.	Software or hardware engineering	9	6,864,943.31
	Spain	ISS FACILITY SERVICES S.A.	General building and office cleaning and maintenance services	1	45,015.60
	Spain	NEW ATLANTIS LINE S.L.	Audio visual services	1	39,790.58
	Spain	SEGURISA, SERVICIOS INTEGRALES DE SEGURIDAD S.A.	Security and personal safety	2	124,429.79
	Spain	SOCIEDAD VALENCIANA DE SERVICIOS A LA CONSTRUCCION SL (VASECO)	Professional engineering services	1	384,550.59
	Spain	SWIFTAIR	Transportation and Storage and Mail Services	9	14,626,005.00
	Spain	TELEFONICA DE ESPAÑA	Local and long distance telephone communications	5	331,459.60
	Palestine (State of)	Name withheld for security reasons*	Real estate services	1	42,000.00
	Sudan	ADVANCED ENVIRONMENTAL SOLUTIONS, LTD. SUDAN	Land and soil preparation and management and protection	1	30,450.00
	Sudan	Name withheld for security reasons*	Real estate services	1	90,000.00
	Sudan	Agricultural Research Corporation(ARC)	Real estate services	1	48,000.00
	Sudan	Ahba Air Handling Co. Ltd.	Terminal services	5	1,010,876.88
	Sudan	Name withheld for security reasons*	Vehicle rental	1	109,884.06
	Sudan	Name withheld for security reasons*	Insurance and retirement services	1	80,286.88
	Sudan	Name withheld for security reasons*	Real estate services	1	31,680.00
	Sudan	Name withheld for security reasons*	Water and sewer utilities	1	93,931.16
	Sudan	Name withheld for security reasons*	Freight forwarders services	4	2,600,000.00
	Sudan	Name withheld for security reasons*	Satellite or earth communication systems services	1	134,775.00
	Sudan	Name withheld for security reasons*	Freight forwarders services	1	64,600.00
	Sudan	Aramex International for Services Co. Ltd.	Freight forwarders services	1	76,000.00
	Sudan	Bakawi Investment & Petroleum Services Co. Ltd.	Water resources development and oversight	1	1,767,580.00
	Sudan	Bashir Motors Comapny Ltd.	Machine installation and maintenance and repair services	1	30,000.00
	Sudan	Bidi Steel Building Company	Building construction management	1	1,404,300.00
	Sudan	Bidi Steel Building Company	Marine construction services	1	65,312.00
	Sudan	BIRAWI INTERNATIONAL DEVELOPMENT CO. LTD	Building construction management	1	375,500.00
	Sudan	BIRAWI INTERNATIONAL DEVELOPMENT CO. LTD	Water resources development and oversight	1	1,011,200.00
	Sudan	Name withheld for security reasons*	Real estate services	1	163,800.00
	Sudan	CLEOPATRA CONSTRUCTION & LOGISTICS CO. LTD.	Building construction management	1	74,500.00
	Sudan	CROWN AUTO TRADE LIMITED	Machine installation and maintenance and repair services	1	31,635.59
	Sudan	DARKA FOR TRADING & SERVICES	Freight forwarders services	1	351,465.52
	Sudan	Deglwa Trading and Services (DTAS)	Vehicle rental	1	100,800.00
	Sudan	DND for Trading and Construction	Water and sewer utilities	1	49,179.35
	Sudan	Elnawa Services & Investment CO. Ltd. (ECSI)	Freight forwarders services	5	2,636,377.63
	Sudan	Giyas Trading and Services	Vehicle rental	1	65,600.00
	Sudan	Golden Arrow Co., Ltd.	Machine installation and maintenance and repair services	1	50,000.00
	Sudan	HANEER ENGINEERING	Nonresidential building construction services	1	2,412,320.00
	Sudan	HANEER ENGINEERING Co.	Building construction management	1	2,412,320.00
	Sudan	Name withheld for security reasons*	Water and sewer utilities	1	45,000.00
	Sudan	JUBA AUTO CO. LTD	Machine installation and maintenance and repair services	1	101,010.10
	Sudan	JUBA STAR CAR WASH COMPANY	General building and office cleaning and maintenance services	1	60,904.92

\* For security and privacy reasons, the name of the contractor is not displayed when it includes the name of an individual.

2013 | Major contracts for services and works by UN organization

AGENCY	Location of Supplier	Name of Contractor	Description of Services	# Contracts	Total Value of Contracts (USD)
	<b>UNPD continued</b>				
	Sudan	Kalzac Consolidated Services (Hellmann Worldwide Logistics -Sudan)	Freight forwarders services	1	250,000.00
	Sudan	Kalzac Consolidated Services (Hellmann Worldwide Logistics -Sudan)	Passenger transport	1	100,000.00
	Sudan	Kush Energy & Environmental Solutions Co. LTD	Refuse disposal and treatment	1	573,700.00
	Sudan	Name withheld for security reasons*	Real estate services	2	135,000.00
	Sudan	Manazil Trading and Investment Company Limited	Financial and Insurance Services	1	32,140.00
	Sudan	Megatrade Co. Ltd	Building construction management	1	574,200.00
	Sudan	Ministry of Interior - Republic of Sudan	Security and personal safety	1	39,130.43
	Sudan	Name withheld for security reasons*	Real estate services	1	70,057.20
	Sudan	Name withheld for security reasons*	Water and sewer utilities	2	134,220.31
	Sudan	Nectar Agriculture Group	General building and office cleaning and maintenance services	3	154,340.71
	Sudan	NECTAR GROUP	General building and office cleaning and maintenance services	1	57,900.00
	Sudan	Name withheld for security reasons*	Real estate services	1	264,000.00
	Sudan	Non-Stop Transport Enterprise	Freight forwarders services	1	357,229.92
	Sudan	Name withheld for security reasons*	Vehicle rental	1	36,098.00
	Sudan	Oneport Management & Services Co. Ltd	Passenger transport	2	300,000.00
	Sudan	Name withheld for security reasons*	Real estate services	1	43,350.00
	Sudan	PAN- CHINA CONSTRUCTION GROUP CO. LTD	Financial and Insurance Services	1	40,320.00
	Sudan	Pancrop Commercial CO. Ltd	Banquet and catering services	3	336,796.00
	Sudan	Petronas Marketing Sudan Ltd	Machine installation and maintenance and repair services	1	18,733,800.00
	Sudan	Petronas Marketing Sudan Ltd	Oil and gas utilities	1	900,000.00
	Sudan	Promark for Promotions and Marketing Co. Ltd	Printing	1	53,889.00
	Sudan	Name withheld for security reasons*	Real estate services	1	51,600.00
	Sudan	Raiba Trans. Co. Ltd.	Freight forwarders services	5	3,350,000.00
	Sudan	Regal for Construction, Contracting and Transportation	Water and sewer utilities	1	117,772.30
	Sudan	SAVANNA INSURANCE	Insurance and retirement services	3	160,135.73
	Sudan	Savanna Insurance Company Ltd.	Insurance and retirement services	3	351,048.84
	Sudan	Savanna Insurance Company Ltd.	Machine installation and maintenance and repair services	1	54,000.00
	Sudan	Silver Star Printing Press	Printing	1	39,026.27
	Sudan	SOUTH SUDAN MINING & INVESTMENT Co. Ltd	Vehicle rental	3	3,264,858.60
	Sudan	Sudan Airways	Terminal services	1	39,175.00
	Sudan	Sudanese Tractor Company Ltd (SUTRAC)	Engineering and Research and Technology Based Services	2	129,964.54
	Sudan	TAJUJ FOR DEVELOPMENT & INVESTMENT	Freight forwarders services	1	965,819.10
	Sudan	THE GREAT RUAHA DRILLING (SS) LTD	Water resources development and oversight	3	370,040.00
	Sudan	Urban Water Corporation	Water and sewer utilities	1	36,600.00
	Sudan	WAU GRAND HOTEL	Hotels and motels and inns	1	50,000.00
	Sudan	Xpress Service Centre Ltd	General building and office cleaning and maintenance services	2	60,904.92
	Sweden	AASTRA TELECOM SWEDEN AB	Electrical and electronic engineering	2	1,131,524.04
	Sweden	BIAB INTERNATIONAL	Office equipment rental or leasing services	1	140,939.50
	Sweden	BIAB INTERNATIONAL AB	Freight forwarders services	2	203,110.00
	Sweden	Saab AB	Building and Facility Construction and Maintenance Services	1	60,000.00
	Sweden	Saab AB	Facility maintenance and repair services	1	879,477.00
	Sweden	Saab AB	Machine installation and maintenance and repair services	3	1,513,453.50
	Switzerland	CRYPTO AG	Electrical and electronic engineering	3	341,563.92
	Switzerland	CRYPTO AG	PC or workstation or notebook maintenance	1	64,843.75
	Switzerland	GSX GROUPWARE SOLUTIONS	Software maintenance and support	1	56,096.37
	Switzerland	INTERTRADE INTERNATIONAL SERVICES	Oil pollution	1	140,745.18
	Switzerland	INTERTRADE INTERNATIONAL SERVICES	Quality control	1	51,243.00
	Switzerland	Intertrade International Services S.R.L.	Machine installation and maintenance and repair services	1	147,646.68
	Switzerland	INTERTRADE INTERNATIONAL SERVICES SA	Material handling services	1	59,224.14
	Switzerland	JAHIA SOLUTIONS GROUP SA	Machine installation and maintenance and repair services	1	37,728.00
	Switzerland	SUPREME FOODSERVICE_GMBH	Banquet and catering services	1	866,434.81
	Syrian Arab Republic	Name withheld for security reasons*	Building and Facility Construction and Maintenance Services	4	1,090,726.27
	Syrian Arab Republic	Name withheld for security reasons*	Public administration	1	52,000.00
	Syrian Arab Republic	Name withheld for security reasons*	Building and Facility Construction and Maintenance Services	1	127,620.60
	Syrian Arab Republic	Name withheld for security reasons*	Mail and cargo transport	1	78,000.00
	Syrian Arab Republic	Name withheld for security reasons*	Freight forwarders services	3	105,010.00
	Syrian Arab Republic	Name withheld for security reasons*	International trade services	1	35,000.00
	Syrian Arab Republic	Name withheld for security reasons*	Mail and cargo transport	1	134,225.17
	Syrian Arab Republic	Name withheld for security reasons*	Building and Facility Construction and Maintenance Services	1	107,981.25
	Syrian Arab Republic	SHAMNA COMPANY FOR TRADING AND DISTRIBUTION	Road cargo transport	2	63,709.83
	Syrian Arab Republic	Sheraton Damascus Hotel	Construction machinery and equipment rental or leasing services	2	269,100.00
	Thailand	ORIENT THAI AIRLINES	Air cargo transport	1	1,283,902.00
	Thailand	ORIENT THAI AIRLINES	Transportation and Storage and Mail Services	1	2,090,156.00
	Fmr Yugoslav Rep. Macedonia	Name withheld for security reasons*	Healthcare provider support persons	1	83,659.78
	Timor-Leste	ASIA PACIFIC ASSURANCE COMPANY UNIPESOAL Lda - APAC.	Security and personal safety	1	55,209.13
	Timor-Leste	SDV LOGISTICS I, Lda	Freight forwarders services	5	655,350.00
	Timor-Leste	TIC UNIPESOAL Lda	Refuse disposal and treatment	1	57,600.00
	Tunisia	HB Aviation Training Services	Education and Training Services	1	74,010.00
	Tunisia	HB Aviation Training Services	In service training and manpower development	1	54,900.00
	Turkey	Name withheld for security reasons*	Infrastructure maintenance and repair services	1	2,700,000.00
	Turkey	Name withheld for security reasons*	Building construction management	1	5,851,000.00
	Turkey	FREEBIRD AIRLINES	Transportation and Storage and Mail Services	1	209,750.00
	Uganda	A & M Executive Cleaning Services Co. Ltd.	Crop protection	1	412,616.30
	Uganda	A & M Executive Cleaning Services Co. Ltd.	Environmental safety services	2	591,093.92
	Uganda	A & M Executive Cleaning Services Co. Ltd.	General building and office cleaning and maintenance services	4	1,939,656.37
	Uganda	A & M Executive Cleaning Services Co. Ltd.	Refuse disposal and treatment	1	45,175.75
	Uganda	ASKAR SECURITY SERVICES LIMITED	Security and personal safety	1	300,168.00
	Uganda	BBP Logistics EA Ltd	Freight forwarders services	1	84,720.00
	Uganda	BBP Logistics EA Ltd	Mail and cargo transport	1	100,800.00
	Uganda	Bollore Africa Logistics Uganda Limited	Freight forwarders services	5	2,726,742.66
	Uganda	ENTEBBE HANDLING SERVICES LTD	Terminal services	4	3,199,221.00
	Uganda	Entebbe Handling Services Ltd ( ENHAS )	Education and Training Services	3	231,599.00
	Uganda	ENTEBBE HANDLING SERVICES LTD (ENHAS)	Terminal services	2	229,000.00
	Uganda	GRAPHIC SYSTEMS (U) LTD	Printing	2	85,312.68
	Uganda	IMPERIAL BOTANICAL BEACH HOTEL	Hotels and motels and inns	2	124,000.00
	Uganda	KIREKA LORRY DRIVERS ENTERPRISES	Concrete or aggregates or stone products manufacturing services	1	85,066.50
	Uganda	KWIK BUILD CONSTRUCTORS &	Building construction management	3	3,149,899.06
	Uganda	KWIK BUILD CONSTRUCTORS & ENGINEERING LTD.	Financial and Insurance Services	2	2,244,579.07
	Uganda	KWIK BUILD CONTRACTORS & ENG. LTD	Building and Facility Construction and Maintenance Services	1	127,379.38
	Uganda	Kwik Build Contractors and Engineering Limited	Building construction management	1	737,256.41
	Uganda	KWIK COMPUTING	Industrial printing services	3	138,750.00
	Uganda	KWIK COMPUTING LIMITED	Printing	1	158,645.00
	Uganda	KWIK COMPUTING LTD	Printing	2	227,500.00
	Uganda	LAKE VICTORIA SERENA RESORT	Education and Training Services	1	45,120.00
	Uganda	MONITOR PUBLICATIONS LTD	Publishing	1	41,179.56
	Uganda	Name withheld for security reasons*	General building and office cleaning and maintenance services	1	36,000.00
	Uganda	NATION MEDIA GROUP	Advertising	1	35,635.39
	Uganda	NATION MEDIA GROUP LIMITED	Publishing	1	36,166.79
	Uganda	PROTEA HOTEL ENTEBBE	Hotels and motels and inns	2	117,000.00
	Uganda	Rikard Developments Limited	Prefabricated buildings and structures	1	86,658.99
	Uganda	SAFI CLEANING SERVICES	General building and office cleaning and maintenance services	1	155,066.09
	Uganda	SHORE LIMITED	Banquet and catering services	2	381,375.80
	Uganda	Spedag	Intermodal cargo transport	1	50,000.00
	Uganda	Spedag	Mail and cargo transport	1	112,273.00
	Uganda	SPEEDAG INTERFREIGHT UGANDA LIMITED.	Freight forwarders services	1	67,958.00
	Uganda	SPEEDAG INTERFREIGHT UGANDA LTD	Prefabricated buildings and structures	1	267,460.00
	Uganda	SUMADHURA TECHNOLOGIES LTD.	Water resources development and oversight	1	114,400.00
	Uganda	TD Cleaners Ltd	Refuse disposal and treatment	1	72,679.34
	Uganda	UGANDA TELECOM LIMITED	Internet services	2	314,160.00
	Uganda	UGANDA TELECOM LTD	Data voice or multimedia network equipment rental services	1	143,880.00
	Uganda	Unifreight Trucking Services Ltd.	Freight forwarders services	1	61,132.00
	Uganda	ZHONGHAO OVERSEAS CONSTRUCTION	Building and Facility Construction and Maintenance Services	2	744,857.23
	Uganda	ZHONGHAO OVERSEAS CONSTRUCTION	Building construction management	1	1,980,011.50
	Uganda	Zhonghao Overseas Construction ENG. Co. Ltd.	Building construction management	3	5,223,619.00
	Uganda	Zhonghao Overseas Construction ENG. Co. Ltd.	Financial and Insurance Services	5	724,961.59

\* For security and privacy reasons, the name of the contractor is not displayed when it includes the name of an individual.

Major contracts for services and works by UN organization | 2013

AGENCY	Location of Supplier	Name of Contractor	Description of Services	# Contracts	Total Value of Contracts (USD)
UNDP continued					
Uganda		ZHONGHAO OVERSEAS CONSTRUCTION ENG. CO., LTD	Building maintenance service	1	1,139,103.00
Ukraine		ANTONOV Company	Air cargo transport	3	2,350,000.00
Ukraine		ANTONOV COMPANY	Freight forwarders services	2	1,779,000.00
Ukraine		PJSC AVIATION COMPANY UKRAINIAN	Transportation and Storage and Mail Services	22	71,286,424.00
Ukraine		PRIVATE CORPORATION	Chartered airplane travel	1	193,626.00
Ukraine		PVT CORP. INTL. JOINT-STOCK	Transportation and Storage and Mail Services	19	16,018,849.00
United Arab Emirates		AUTOMOTIVE MANAGEMENT SERVICES FZE	Machine installation and maintenance and repair services	1	60,000.00
United Arab Emirates		CMC Network Middle East	Data voice or multimedia network equipment rental services	1	59,633.47
United Arab Emirates		GLOBAL LOGISTIC SERVICES CO. LLC	Banquet and catering services	2	3,319,500.00
United Arab Emirates		GOLDEN RELIEF RESOURCES LLC	Building construction management	1	6,688,133.20
United Arab Emirates		HADID INTERNATIONAL SERVICES	Hotels and motels and inns	1	53,878.30
United Arab Emirates		O.K.I. General Trading LLC	Building and Facility Construction and Maintenance Services	1	33,047.00
United Arab Emirates		O.K.I. General Trading LLC	Satellite or earth communication systems services	1	220,330.00
United Arab Emirates		RA INTERNATIONAL	Building construction management	2	157,802.97
United Arab Emirates		RA International FGZO	Building and Facility Construction and Maintenance Services	1	782,159.87
United Arab Emirates		RA International FGZO	Building construction management	2	2,864,301.54
United Arab Emirates		RA International FGZO	General building and office cleaning and maintenance services	1	458,746.38
United Arab Emirates		RA International FGZO	Machine installation and maintenance and repair services	4	3,333,005.56
United Arab Emirates		RA International FGZO	Satellite or earth communication systems services	1	103,309.90
United Arab Emirates		RA International FGZO	Transportation and Storage and Mail Services	2	983,816.28
United Arab Emirates		REMOTE MEDICAL	Public order and safety	1	72,000.00
United Arab Emirates		Remote Medical Solutions ( RMSI )	Healthcare provider support persons	1	3,478,860.00
United Arab Emirates		SKA International Group ( Skylink Arabia)	Material handling services	1	147,249.00
United Arab Emirates		SKA INTERNATIONAL GROUP LIMITED	Machine installation and maintenance and repair services	1	34,000.00
United Arab Emirates		Supreme Foodservice GmbH	Management, Business Professionals, Administrative Services	2	729,483.34
United Arab Emirates		Supreme Foodservice GmbH	Project administration or planning	2	1,022,245.60
United Arab Emirates		Supreme Foodservice GmbH	Supply chain management	1	1,013,893.13
United Arab Emirates		SUPREME FUELS TRADING FZE	Freight forwarders services	1	39,000.00
United Arab Emirates		SUPREME FUELS TRADING FZE	Mail and cargo transport	1	5,128,000.00
United Arab Emirates		TRACK24 FZE	Local and long distance telephone communications	1	135,000.00
United Arab Emirates		TRILOK Marketing & Trading LLC	Freight forwarders services	1	31,733.00
United Arab Emirates		TRILOK Marketing & Trading LLC	Water and sewer utilities	1	138,251.40
United Arab Emirates		TRISTAR TRANSPORT LLC	Project management	9	15,369,695.13
United Arab Emirates		TRISTAR TRANSPORT LLC	Transportation and Storage and Mail Services	1	2,750,000.00
United Arab Emirates		TRISTAR TRANSPORT LLC ( TRISTAR ENERGY)	Petrochemical and plastic production	3	6,500,000.00
United Arab Emirates		TRISTAR TRANSPORT LLC ( TRISTAR ENERGY)	Project management	3	13,314,816.42
United Arab Emirates		TRUEBELL MARKETING & TRADING LLC	Electrical and electronic engineering	1	38,905.00
United Arab Emirates		Truebell Marketing & Trading LLC	Mass communication services	1	42,267.00
United Arab Emirates		UNITED AVIATION SERVICES FZCO	Hotels and motels and inns	1	285,000.00
United Arab Emirates		UNITED AVIATION SERVICES FZCO	Terminal services	1	73,815.06
United Kingdom		AERONAUTICAL & GENERAL Instruments LTD	Transport infrastructure	1	36,147.42
United Kingdom		AIR CHARTER SERVICE PLC	Air cargo transport	1	181,500.00
United Kingdom		AIR CHARTER SERVICE PLC	Freight forwarders services	1	49,650.00
United Kingdom		Albany Associates International Ltd	Radio services	1	191,890.00
United Kingdom		BAILLIE GIFFORD OVERSEAS, LTD.	Financial and Insurance Services	1	410,000.00
United Kingdom		Barrett Europe Limited	Radio services	1	35,244.90
United Kingdom		BUTYL PRODUCTS LTD.	Material handling services	1	262,924.01
United Kingdom		CASTELL SATCOM RADIO LTD	Electrical and electronic engineering	2	237,770.00
United Kingdom		CHAPMAN FREEBORN AIRCHARTERING	Air cargo transport	8	3,939,400.00
United Kingdom		CHAPMAN FREEBORN AIRCHARTERING	Freight forwarders services	3	1,220,400.00
United Kingdom		CHARTERED INSTITUTE OF PURCHASING & SUPPLY (CIPS)	In service training and manpower development	1	57,120.08
United Kingdom		CILT - THE CHARTERED INSTITUTE OF LOGISTICS & TRANSPORT IN THE UK	In service training and manpower development	1	53,989.09
United Kingdom		CIPD ENTERPRISES LTD (former Chartered Institute of Personnel & Development)	In service training and manpower development	1	52,000.00
United Kingdom		DE LA RUE INTERNATIONAL LIMITED	Data services	1	96,650.00
United Kingdom		DE LA RUE INTERNATIONAL LIMITED	Travel facilitation	3	609,326.00
United Kingdom		DHL GLOBAL FORWARDING	Freight forwarders services	1	58,542.04
United Kingdom		DHL GLOBAL FORWARDING (UK) LIMITED	Freight forwarders services	1	42,278.00
United Kingdom		DHL GLOBAL FORWARDING (UK) LTD	International trade services	1	57,284.00
United Kingdom		DHL GLOBAL FORWARDING(UK) LIMITED	Freight forwarders services	1	35,107.47
United Kingdom		Dulas Limited	Local and long distance telephone communications	1	69,420.42
United Kingdom		ES-KO (UK) LTD	Banquet and catering services	5	2,587,239.12
United Kingdom		Euro Controls Automation	Steel bridge	1	128,898.00
United Kingdom		Eurocontrols Automation Inc.	Telecommunication Services	1	76,755.00
United Kingdom		Name withheld for security reasons*	Prefabricated buildings and structures	1	1,456,078.37
United Kingdom		GAPUMA (UK) LIMITED	Electrical and electronic engineering	1	58,295.00
United Kingdom		Hesco Bastion	Freight forwarders services	1	128,911.29
United Kingdom		HESCO BASTION	Portable buildings and structures	1	384,077.55
United Kingdom		IBC GLOBAL ACADEMY	In service training and manpower development	1	51,328.27
United Kingdom		INFORMA UK LTD.	Software maintenance and support	1	36,000.00
United Kingdom		INTERFACE NRM LTD	In service training and manpower development	1	38,061.39
United Kingdom		Name withheld for security reasons*	Transportation and Storage and Mail Services	2	1,294,609.60
United Kingdom		Jankei Armouring Limited	Freight forwarders services	1	33,528.20
United Kingdom		Motorola Solutions UK Limited	Education and Training Services	1	35,000.00
United Kingdom		MOTOROLA SOLUTIONS UK LIMITED	Electrical and electronic engineering	6	9,152,746.52
United Kingdom		MOTOROLA SOLUTIONS UK LIMITED	Machine installation and maintenance and repair services	1	37,000.00
United Kingdom		MOTOROLA SOLUTIONS UK LIMITED	Radio services	5	2,293,623.42
United Kingdom		Motorola Solutions UK Limited	Satellite or earth communication systems services	1	171,500.00
United Kingdom		MOTOROLA SOLUTIONS UK LIMITED	Scientific vocational training services	1	78,350.00
United Kingdom		MOTOROLA SOLUTIONS UK LIMITED	Software maintenance and support	1	40,207.20
United Kingdom		Motorola Solutions UK Ltd	Satellite or earth communication systems services	1	956,185.52
United Kingdom		Motorola Solutions UK Ltd	Scientific vocational training services	1	90,367.36
United Kingdom		Motorola Solutions UK Ltd	Specialized communication system services	1	150,871.77
United Kingdom		Motorola Solutions UK Lts	Hotels and motels and inns	1	89,000.00
United Kingdom		Motorola Solutions UK Lts	Prefabricated buildings and structures	3	5,724,221.73
United Kingdom		Motorola Solutions UK Lts	Radio services	3	198,730.84
United Kingdom		NATIONAL ACCESS AND RESCUE CENTRE (NARC)	Scientific vocational training services	1	46,793.81
United Kingdom		OVERSEAS DEVELOPMENT INSTITUTE	Community and social services	1	38,500.00
United Kingdom		OXFORD ANALYTICA INC.	Data voice or multimedia network equipment rental services	1	160,000.00
United Kingdom		OXFORD UNIVERSITY PRESS	Data voice or multimedia network equipment rental services	1	68,804.00
United Kingdom		Name withheld for security reasons*	Freight forwarders services	1	46,220.00
United Kingdom		Name withheld for security reasons*	Freight forwarders services	1	60,235.00
United Kingdom		Name withheld for security reasons*	Freight forwarders services	1	73,804.00
United Kingdom		Name withheld for security reasons*	Freight forwarders services	1	86,728.00
United Kingdom		QA LIMITED	Education and Training Services	2	156,035.00
United Kingdom		QA LIMITED	Management sector manpower development	1	60,344.00
United Kingdom		QA LTD	Scientific vocational training services	1	33,937.00
United Kingdom		Rainbo Supplies and Services Limited	Oil pollution	1	35,651.33
United Kingdom		Ricoh	Office equipment rental or leasing services	1	40,927.58
United Kingdom		RICOH INTERNATIONAL B.V.	Office equipment rental or leasing services	13	3,745,319.67
United Kingdom		Ricoh International B.V.	Satellite or earth communication systems services	1	42,865.57
United Kingdom		RICOH INTERNATIONAL BV	Office equipment rental or leasing services	3	1,891,944.56
United Kingdom		RSM Tenon	Audit services	1	80,000.00
United Kingdom		SHEARGOLD LTD.	Steel bridge	1	36,132.00
United Kingdom		SRI Forensics	Project administration or planning	1	55,385.93
United Kingdom		TERRA FIRMA ASSOCIATES LIMITED	Sales and business promotion activities	1	73,235.00
United Kingdom		The National Access and Rescue Centre (NARC) (The Heightec Group Limited)	Scientific vocational training services	1	41,840.37
United Kingdom		THOMSON REUTERS FOUNDATION	Education and Training Services	1	51,590.70
United Republic of Tanzania		AIRTEL	Information centers	2	97,942.11
United Republic of Tanzania		ARUSHA INTERNATIONAL CONFERENCE CENTRE	Real estate services	4	1,209,740.49
United Republic of Tanzania		LION'S SAFARI INTERNATIONAL	Real estate services	1	33,000.00
United Republic of Tanzania		MFI OFFICE SOLUTIONS (TZ) LIMITED	Office equipment rental or leasing services	1	81,680.00
United Republic of Tanzania		MOLLELE ELECTRICAL CONTRACTORS LTD	Building construction management	4	186,842.99
United Republic of Tanzania		PAN AFRICA EXPRESS TRANSPORT LTD-PAX(FEDEX)	Postal and small parcel and courier services	1	50,463.10
United Republic of Tanzania		SimbaNET (T) Ltd	Electrical and electronic engineering	1	31,500.00
United Republic of Tanzania		SimbaNET (T) Ltd	Internet services	1	97,500.00

\* For security and privacy reasons, the name of the contractor is not displayed when it includes the name of an individual.

2013 | Major contracts for services and works by UN organization

AGENCY	Location of Supplier	Name of Contractor	Description of Services	# Contracts	Total Value of Contracts (USD)
	<b>UNPD continued</b>				
	United Republic of Tanzania	SimbaNET (T) Ltd	Satellite or earth communication systems services	2	333,625.00
	United Republic of Tanzania	STANDARD CHARTERED BANK	Security and personal safety	1	136,000.00
	United Republic of Tanzania	TANZANIA ELECTRIC SUPPLY COMPANY	Electric utilities	2	197,854.32
	United Republic of Tanzania	ULTIMATE SECURITY LTD	Security and personal safety	1	32,400.00
	United Republic of Tanzania	Unicol (East Africa) Company Limited	Building construction management	3	2,837,680.07
	United States of America	304 E. 45th STREET ASSOCIATES	Real estate services	36	8,937,100.00
	United States of America	305 BRG - IMICO LLC	Real estate services	1	1,720,000.00
	United States of America	4G DATA SYSTEMS, INC.	Electrical and electronic engineering	1	120,000.00
	United States of America	866 UN PLAZA ASSOCIATES LLC	Real estate services	7	1,521,000.00
	United States of America	A R RICHBURG, LLC	Electrical and electronic engineering	1	60,000.10
	United States of America	A&A CONSULTING GROUP, LLC	Sales and business promotion activities	1	30,625.00
	United States of America	A-1 INTERNATIONAL, INC.	General building and office cleaning and maintenance services	2	590,802.22
	United States of America	A-1 INTERNATIONAL, INC.	Vehicle parking service	1	36,431.20
	United States of America	Name withheld for security reasons*	Electrical and electronic engineering	1	31,500.00
	United States of America	ABM JANITORIAL SERVICES	Building maintenance and repair services	1	283,992.98
	United States of America	ABM JANITORIAL SERVICES	General building and office cleaning and maintenance services	10	10,968,623.38
	United States of America	ACCENTURE LLP	Computer programmers	1	45,300.00
	United States of America	ACCENTURE LLP	Education and Training Services	1	52,325.00
	United States of America	ACCENTURE LLP	Software or hardware engineering	32	18,145,934.12
	United States of America	ACCUTY, INC.	Software or hardware engineering	1	98,236.80
	United States of America	ACOUSGUIDE, INC.	Audio visual services	1	85,000.00
	United States of America	ACQUIRE MEDIA VENTURES INC.	Data voice or multimedia network equipment rental services	1	98,400.00
	United States of America	ADVANCED COMPUTER CONSULTING	PC or workstation or notebook maintenance	2	70,000.00
	United States of America	AJ IMAGES, INC.	Printing	1	31,830.50
	United States of America	AJ IMAGES, INC.	Reproduction services	1	39,280.00
	United States of America	Name withheld for security reasons*	Architectural engineering	32	5,588,070.00
	United States of America	Name withheld for security reasons*	Building and Facility Construction and Maintenance Services	2	94,230.00
	United States of America	Name withheld for security reasons*	Radio services	1	87,600.00
	United States of America	AMAZON WEB SERVICES LLC	Management information systems MIS	1	42,000.00
	United States of America	AMAZON WEB SERVICES LLC	Software maintenance and support	4	155,432.00
	United States of America	AMERICAN BANK NOTE COMPANY	Travel facilitation	1	112,800.00
	United States of America	AMERICAN EXPRESS TRAVEL RELATED SVC	Passenger transport	1	45,732,316.00
	United States of America	AMERICAN EXPRESS TRAVEL RELATED SVC	Travel agencies	5	1,975,000.00
	United States of America	AMERICAN NATIONAL RED CROSS	Laboratory equipment maintenance	1	36,000.00
	United States of America	ANNIN & CO.	Fibers and textiles and fabric industries	1	33,700.80
	United States of America	APC - AMERICAN POWER CONVERSION	Building and Facility Construction and Maintenance Services	1	215,199.14
	United States of America	APPLIED TECHNOLOGY INSTITUTE (ATI)	In service training and manpower development	1	33,170.00
	United States of America	ARAMARK CORPORATION	Banquet and catering services	3	860,079.56
	United States of America	ARAMEX INTERNATIONAL	Diplomatic privileges or immunities services	1	33,760.00
	United States of America	ARAMEX INTERNATIONAL	Mail and cargo transport	1	105,000.00
	United States of America	ARISTA AIR CONDITIONING CORP.	Machine installation and maintenance and repair services	3	384,422.17
	United States of America	ARTEX INC.	Trade policy and services	3	696,882.00
	United States of America	ASSET INVENTORIES INC.	Management, Business Professionals, Administrative Services	1	456,292.00
	United States of America	ASTROPHYSICS INC	Machine installation and maintenance and repair services	3	969,000.00
	United States of America	AT&T CORP.	Electrical and electronic engineering	1	48,912.00
	United States of America	AT&T CORP.	Local and long distance telephone communications	7	2,262,260.00
	United States of America	AT&T CORP.	Mass communication services	1	117,000.00
	United States of America	AT&T CORP.	Telecommunications media services	3	210,256.62
	United States of America	AUTOMATED GRAPHIC SYSTEMS, LLC	Printing	1	66,452.00
	United States of America	AVIAT U.S., INC.	Electrical and electronic engineering	2	518,386.00
	United States of America	AVIAT US INC.	Satellite or earth communication systems services	1	69,735.02
	United States of America	Aviat US Inc.	Software maintenance and support	1	50,752.17
	United States of America	BANCROFT GLOBAL DEVELOPMENT	Real estate services	1	644,000.00
	United States of America	Bayshore Networks Inc.	Business and corporate management consultation services	1	39,500.00
	United States of America	BEERS ENTERPRISES, INC.	Satellite or earth communication systems services	1	30,600.00
	United States of America	BENDIXEN & ASSOCIATES, INC.	In service training and manpower development	1	70,000.00
	United States of America	BLOOMBERG FINANCE L.P.	Computer services	2	286,000.00
	United States of America	BLOOMBERG FINANCE L.P.	Financial and Insurance Services	2	108,899.00
	United States of America	BLOOMBERG FINANCE L.P.	Market research	2	154,000.00
	United States of America	BMS CAT INC.	General building and office cleaning and maintenance services	10	6,368,670.10
	United States of America	BNP PARIBAS ASSET MANAGEMENT INC.	Financial and Insurance Services	1	283,340.00
	United States of America	BRIGHTCOVE INC.	Mass communication services	2	100,228.00
	United States of America	BUCK CONSULTANTS, LLC	Insurance and retirement services	1	140,000.00
	United States of America	CARAHSOFT TECHNOLOGY CORP.	Electrical and electronic engineering	1	39,000.00
	United States of America	CAVALIER OFFICE PRODUCTS	Data storage service	2	68,017.00
	United States of America	CENTER FOR CIVILIANS IN CONFLICT	Business and corporate management consultation services	1	40,000.00
	United States of America	CENTRAL MOVING & STORAGE CO., INC.	Transportation and Storage and Mail Services	1	1,374,500.00
	United States of America	CENVEO CORPORATION	Printing	1	47,216.00
	United States of America	CERTIFIED MOVING & STORAGE CO LLC	Management, Business Professionals, Administrative Services	1	199,998.00
	United States of America	CERTIFIED MOVING & STORAGE CO LLC	Transportation and Storage and Mail Services	3	2,641,975.96
	United States of America	CHARLES RIVER SYSTEMS, INC.	Industrial Production and Manufacturing Services	1	427,044.00
	United States of America	CHECK POINT SOFTWARE TECHNOLOGIES I	Electrical and electronic engineering	4	972,254.00
	United States of America	Chime Communications PLC	Mass communication services	4	12,659,764.99
	United States of America	Chimes Communications PLC	Mass communication services	1	43,091.67
	United States of America	CISCO SYSTEMS	Scientific vocational training services	1	120,000.00
	United States of America	Cisco Systems, Inc	Software maintenance and support	2	294,656.73
	United States of America	CISCO SYSTEMS INC	Electrical and electronic engineering	5	1,350,491.18
	United States of America	CISCO SYSTEMS INC	Specialized communication system services	3	318,022.58
	United States of America	CISCO SYSTEMS INC	Surveillance or alarm maintenance or monitoring	1	450,000.00
	United States of America	Cisco Systems Inc.	Education and Training Services	1	120,000.00
	United States of America	Cisco Systems Inc.	Local and long distance telephone communications	1	167,100.90
	United States of America	Cisco Systems Inc.	Specialized communication system services	1	168,737.08
	United States of America	CISCO SYSTEMS, INC.	Computer services	11	5,490,992.56
	United States of America	CISCO SYSTEMS, INC.	Electrical and electronic engineering	11	7,298,981.65
	United States of America	CISCO SYSTEMS, INC.	Lease and rental of property or building	1	837,264.80
	United States of America	CISCO SYSTEMS, INC.	Specialized communication system services	2	84,055.50
	United States of America	CISCO WEBEX LLC	Computer services	1	126,240.00
	United States of America	CISCO WEBEX LLC	Electrical and electronic engineering	1	51,228.00
	United States of America	CITRIX SYSTEMS	Computer services	1	56,448.00
	United States of America	CITRIX SYSTEMS	Electrical and electronic engineering	3	754,256.00
	United States of America	CITRIX SYSTEMS	Software maintenance and support	1	294,075.00
	United States of America	CITRIX SYSTEMS	Specialized communication system services	1	41,700.00
	United States of America	COFFEY INTERNATIONAL	Management sector manpower development	1	70,000.00
	United States of America	COLORID, LLC	Petrochemical and plastic production	1	69,738.46
	United States of America	CORPORATE EXECUTIVE BOARD	Business and corporate management consultation services	1	72,000.00
	United States of America	CSU INDUSTRIES, INC.	Electrical and electronic engineering	6	448,597.47
	United States of America	DAIWA SB INVESTMENTS (USA) LTD.	Financial and Insurance Services	1	220,000.00
	United States of America	DEBEVOISE AND PLIMPTON	Legal services	1	50,000.00
	United States of America	DELOITTE CONSULTING LLP	Industrial management	1	359,600.00
	United States of America	DELOITTE CONSULTING LLP	Information centers	1	41,921.04
	United States of America	DEVELOPMENT SEED, INC.	System analysis service	1	113,188.00
	United States of America	DHL Express (USA) Inc	Storage	1	274,820.00
	United States of America	DHL EXPRESS (USA) INC.	Diplomatic privileges or immunities services	4	858,000.00
	United States of America	DHL EXPRESS (USA) INC.	Freight forwarders services	1	194,758.88
	United States of America	DHL EXPRESS (USA) INC.	Mail and cargo transport	1	42,278.76
	United States of America	DHL EXPRESS (USA) INC.	Postal and small parcel and courier services	3	116,000.00
	United States of America	DI DOMENICO + PARTNERS LLP	Architectural engineering	3	430,507.78
	United States of America	DIEBOLD ENTERPRISE SECURITY SYSTEMS	Building and Facility Construction and Maintenance Services	1	41,592.26
	United States of America	DIEBOLD ENTERPRISE SECURITY SYSTEMS	Machine installation and maintenance and repair services	9	583,150.86
	United States of America	DIEBOLD ENTERPRISE SECURITY SYSTEMS	Security and personal safety	2	119,374.12
	United States of America	DIGITAL PISCATAWAY, LLC (DRT).	Real estate services	7	1,106,000.00
	United States of America	DIPLOMAT FREIGHT SERVICES INC.	Air cargo transport	1	191,500.00
	United States of America	DOMINO TELECOM SOLUTIONS	Data voice or multimedia network equipment rental services	1	59,858.00
	United States of America	DUN AND BRADSTREET, INC.	Risk management consultation service	1	83,382.00
	United States of America	EAGLE ASSET MANAGEMENT INC.	Financial and Insurance Services	3	2,225,642.21

\* For security and privacy reasons, the name of the contractor is not displayed when it includes the name of an individual.



AGENCY	Location of Supplier	Name of Contractor	Description of Services	# Contracts	Total Value of Contracts (USD)
	<b>UNPD continued</b>				
	United States of America	EAGLE TRANSFER CORPORATION	Transportation and Storage and Mail Services	2	1,921,383.82
	United States of America	EBSCO/PUBLISHERS PUB. AND FULFILLME	Data voice or multimedia network equipment rental services	1	84,006.38
	United States of America	Name withheld for security reasons*	Architectural engineering	3	2,113,307.11
	United States of America	EMC CORPORATION	Data storage service	1	39,970.00
	United States of America	EMC CORPORATION	Electrical and electronic engineering	9	2,927,841.75
	United States of America	EMC CORPORATION	Lease and rental of property or building	12	1,091,151.02
	United States of America	EMC CORPORATION	Software maintenance and support	1	58,712.00
	United States of America	EMC CORPORATION	Software or hardware engineering	1	49,725.00
	United States of America	EMERGING MARKETS COMMUNICATIONS INC. (EMC)	Internet services	3	1,330,455.00
	United States of America	Emerging Markets Communications,Inc (EMC)	Satellite or earth communication systems services	1	50,086.00
	United States of America	Encompass LLC	Education and Training Services	1	68,814.00
	United States of America	ENCOMPASS, LCC	Business and corporate management consultation services	2	161,372.10
	United States of America	ENCOMPASS, LCC	In service training and manpower development	2	156,800.00
	United States of America	ENCOMPASS, LCC	Management development	1	90,127.00
	United States of America	Encompass, LLC	Education and Training Services	2	131,452.10
	United States of America	ENCOMPASS, LLC	Management sector manpower development	2	1,626,800.00
	United States of America	ENTRUST, INC	Security and personal safety	1	44,000.00
	United States of America	ENVIRONMENT INTERNATIONAL LTD.	Business and corporate management consultation services	1	70,929.34
	United States of America	ENVIRONMENTAL SYSTEMS RESEARCH	Electrical and electronic engineering	1	32,250.00
	United States of America	ENVIRONMENTAL SYSTEMS RESEARCH	Software maintenance and support	1	39,900.00
	United States of America	ENVIRONMENTAL SYSTEMS RESEARCH INSTITUTE, INC. (ESRI)	Software maintenance and support	1	42,500.00
	United States of America	ENVIRONMENTALLY BASED GREEN	Machine installation and maintenance and repair services	1	202,730.00
	United States of America	EOD TECHNOLOGY INC.	Security and personal safety	2	770,067.00
	United States of America	EPI-USE LABS, LLC	System installation service	1	85,776.00
	United States of America	ERNST & YOUNG LLP	Business and corporate management consultation services	1	500,000.00
	United States of America	FACILITATED LEARNING	Education and Training Services	1	40,000.00
	United States of America	FACILITATED LEARNING	Management sector manpower development	1	33,000.00
	United States of America	FACTIVA	Data voice or multimedia network equipment rental services	1	381,817.80
	United States of America	FARRAR FILTER CO., INC.	Air pollution	3	254,256.66
	United States of America	Fieldview Solutions	Business and corporate management consultation services	1	46,965.60
	United States of America	FIRECOM, INC.	Fire protection system and equipment maintenance or repair service	2	133,880.00
	United States of America	FIREMATIC SUPPLY CO. INC.	Disaster preparedness and relief	1	54,421.68
	United States of America	FISHER ASSET MANAGEMENT LLC	Financial and Insurance Services	2	3,800,000.00
	United States of America	FIVE STAR CARTING, INC.	General building and office cleaning and maintenance services	3	200,009.36
	United States of America	FORREST SOLUTIONS, INC.	Management, Business Professionals, Administrative Services	3	295,242.59
	United States of America	Name withheld for security reasons*	Reproduction services	2	77,131.00
	United States of America	FRONTIERMEDEX INC	Healthcare provider support persons	1	70,000.00
	United States of America	Name withheld for security reasons*	Legal services	2	491,000.00
	United States of America	FX ALLIANCE, LLC	Financial and Insurance Services	1	30,000.00
	United States of America	Name withheld for security reasons*	Architectural engineering	6	9,231,331.01
	United States of America	Name withheld for security reasons*	Computer services	1	49,670.00
	United States of America	GIMCO	Professional engineering services	1	41,964.33
	United States of America	GLEN COVE PROPERTY LLC/GLEN COVE	Hotels and motels and inns	1	31,070.00
	United States of America	GLEN COVE PROPERTY, L.L.C.	Education and Training Services	2	65,569.00
	United States of America	GLEN COVE PROPERTY, L.L.C.	Hotels and motels and inns	3	140,491.94
	United States of America	Global Cargo	Marine cargo transport	1	258,700.00
	United States of America	Global Cargo	Passenger marine transportation	2	2,190,700.00
	United States of America	GLOBAL CARGO LOGISTICS LIMITED	Freight forwarders services	9	4,668,120.51
	United States of America	GLOBAL CARGO LOGISTICS LIMITED	Mail and cargo transport	8	4,364,826.27
	United States of America	GLOBAL CARGO LOGISTICS LIMITED	Transportation and Storage and Mail Services	1	877,049.26
	United States of America	Globecomm System Inc.	Satellite or earth communication systems services	4	1,136,292.00
	United States of America	GLOBECOMM SYSTEMS INC.	Electrical and electronic engineering	5	1,094,077.92
	United States of America	Globecomm Systems Inc.	Radio services	1	776,132.00
	United States of America	Globecomm Systems Inc.	Satellite or earth communication systems services	4	549,840.00
	United States of America	GLOBECOMM SYSTEMS INC.	Specialized communication system services	1	142,425.00
	United States of America	GLOBECOMM SYSTEMS INC.	Telecommunication Services	1	173,292.00
	United States of America	GOOGLE, INC.	Computer services	1	374,400.00
	United States of America	GPT PROPERTIES TRUST	Lease and rental of property or building	1	2,470,239.83
	United States of America	GPT PROPERTIES TRUST	Real estate services	7	6,715,000.00
	United States of America	GREYMART ENVIRONMENTAL SERVICES	General building and office cleaning and maintenance services	1	80,000.00
	United States of America	GSI BUSINESS SERVICES INC.	Building maintenance service	6	1,326,463.00
	United States of America	GSI BUSINESS SERVICES INC.	General building and office cleaning and maintenance services	1	89,693.28
	United States of America	Gulf Services Group LLC-(Industry Arabic)	Data center services	2	103,744.32
	United States of America	Gulf Services Group LLC-(Industry Arabic)	Writing and translations	1	37,299.52
	United States of America	HEALTHY BUILDINGS INTL., INC.	Environmental impact assessment	1	74,000.00
	United States of America	HEWITT ENNISKNUPP, INC.	Business and corporate management consultation services	1	195,750.00
	United States of America	HEWLETT-PACKARD COMPANY	Electrical and electronic engineering	1	103,913.88
	United States of America	HIRO REAL ESTATE CO.	Real estate services	7	847,500.00
	United States of America	HLW INTERNATIONAL	Architectural engineering	4	714,989.00
	United States of America	HORIZON ENGINEERING ASSOCIATES, LLP	Architectural engineering	1	273,096.75
	United States of America	IBM CORPORATION	Business and corporate management consultation services	1	35,505.00
	United States of America	IBM CORPORATION	Computer services	5	1,047,737.87
	United States of America	IBM CORPORATION	Electrical and electronic engineering	5	1,188,255.80
	United States of America	IBM CORPORATION	Industrial management	1	560,005.02
	United States of America	IBM CORPORATION	Machine installation and maintenance and repair services	2	693,520.79
	United States of America	IBM CORPORATION	Software or hardware engineering	1	99,500.00
	United States of America	IHS GLOBAL INC	Data voice or multimedia network equipment rental services	2	264,250.00
	United States of America	INFOR (US), INC.	Electrical and electronic engineering	2	392,696.76
	United States of America	INFOR GLOBAL SOLUTIONS (MICHIGAN),	Electrical and electronic engineering	1	255,145.16
	United States of America	INFORMATION BUILDERS, INC.	Computer services	1	58,939.41
	United States of America	INTEGRATED TECHNICAL SYSTEMS INC.	Machine installation and maintenance and repair services	1	79,650.00
	United States of America	INTERNATIONAL MONETARY FUND	Data voice or multimedia network equipment rental services	1	46,260.00
	United States of America	INTERNATIONAL TRANSPORT SOLUTIONS,	Postal and small parcel and courier services	3	213,000.00
	United States of America	IPARADIGMS, LLC	Electrical and electronic engineering	1	35,400.00
	United States of America	JAMESTOWN 47TH AVENUE, LP	Real estate services	7	626,000.00
	United States of America	Name withheld for security reasons*	Lease and rental of property or building	1	36,000.00
	United States of America	Name withheld for security reasons*	Real estate services	1	36,000.00
	United States of America	JM ZELL PARTNERS SERVICES LLC	Architectural engineering	2	2,036,879.00
	United States of America	Name withheld for security reasons*	Risk management consultation service	1	93,365.00
	United States of America	KELCO CONSTRUCTION INC.	Machine installation and maintenance and repair services	1	136,000.00
	United States of America	KMS CONSULTING SERVICES, INC.	Software or hardware engineering	1	66,000.00
	United States of America	KONE INC.	Building maintenance and repair services	3	656,370.00
	United States of America	KPMG LLP	Audit services	1	520,000.00
	United States of America	KPMG LLP	Financial and Insurance Services	2	1,200,000.00
	United States of America	KROLL SECURITY GROUP INC.	Architectural engineering	6	729,396.71
	United States of America	KUEHNE & NAGEL A/S	Freight forwarders services	3	254,029.00
	United States of America	KUEHNE & NAGEL INC.	Food supply services	1	140,052.36
	United States of America	KUEHNE & NAGEL INC.	Freight forwarders services	3	121,318.00
	United States of America	KUEHNE & NAGEL, INC.	Mail and cargo transport	1	72,280.00
	United States of America	LENOVO	Building maintenance service	1	49,010.00
	United States of America	Lenovo ( United States ) Inc	Specialized communication system services	1	166,450.00
	United States of America	LENOVO, INC.	Electrical and electronic engineering	10	3,142,842.00
	United States of America	LEXIS-NEXIS	Data voice or multimedia network equipment rental services	1	132,375.60
	United States of America	LINKAGE INCORPORATED	Education and Training Services	2	61,660.00
	United States of America	LR ARCHITECTS P.C.	Architectural engineering	9	843,562.95
	United States of America	LUMAL CLEANERS INC.	Laundry services	1	30,000.00
	United States of America	MAIN ATTRACTIONS	Lease and rental of property or building	1	55,316.64
	United States of America	MANAGEMENT SYSTEMS INTERNATIONAL	Management sector manpower development	3	237,000.00
	United States of America	Name withheld for security reasons*	Real estate services	1	78,000.00
	United States of America	Name withheld for security reasons*	Employment	1	62,400.00
	United States of America	MERCEDES-BENZ	Passenger transport	2	72,000.00
	United States of America	MERIDIAN PARTNERS, LLC	Industrial management	4	268,700.00
	United States of America	Miami Air	Passenger transport	1	783,329.64
	United States of America	MIAMI AIR INTERNATIONAL	Air cargo transport	2	2,372,966.10
	United States of America	MIAMI AIR INTERNATIONAL	Transportation and Storage and Mail Services	4	1,503,622.90

\* For security and privacy reasons, the name of the contractor is not displayed when it includes the name of an individual.

2013 | Major contracts for services and works by UN organization

AGENCY	Location of Supplier	Name of Contractor	Description of Services	# Contracts	Total Value of Contracts (USD)
	<b>UNPD continued</b>				
	United States of America	MICROSOFT CORPORATION	Electrical and electronic engineering	11	7,325,092.03
	United States of America	MIQ GLOBAL, LLC	Air cargo transport	1	42,658.00
	United States of America	MIQ GLOBAL, LLC	Freight forwarders services	3	196,350.00
	United States of America	MOTIVATORS INC.	Printing	1	30,821.14
	United States of America	Motorola Solutions UK Limited	Telecommunication Services	1	61,950.00
	United States of America	MSCI, INC.	Telecommunications media services	2	118,494.00
	United States of America	MUREX NORTH AMERICA, INC.	Industrial Production and Manufacturing Services	2	723,310.54
	United States of America	NASCO CONSTRUCTION SERVICES INC.	Architectural engineering	1	34,580.00
	United States of America	NASCO CONSTRUCTION SERVICES INC.	Professional engineering services	1	178,000.00
	United States of America	NEVA GROUP INC.	Management information systems MIS	1	56,010.00
	United States of America	NEW WAVE PEOPLE INC.	Local and long distance telephone communications	3	469,160.00
	United States of America	NEW YORK UNIVERSITY	Community and social services	1	74,400.00
	United States of America	NEWPOINT TECHNOLOGIES INC	Electrical and electronic engineering	1	64,020.00
	United States of America	NICE SYSTEMS, INC.	System and system component administration services	1	43,997.00
	United States of America	NPOWERNY, INC	Data services	1	30,000.00
	United States of America	NTT DATA INC.	Computer services	1	240,240.00
	United States of America	OAG AVIATION WORLDWIDE LLC	Software maintenance and support	1	69,813.04
	United States of America	OCE-USA, INC.	Office equipment rental or leasing services	1	250,000.00
	United States of America	OPNET TECHNOLOGIES, INC.	Electrical and electronic engineering	2	279,957.61
	United States of America	OPTIMAL IDM, LLC	Electrical and electronic engineering	2	67,000.00
	United States of America	ORACLE AMERICA, INC.	Data services	2	392,826.58
	United States of America	ORACLE AMERICA, INC.	Industrial Production and Manufacturing Services	2	105,187.26
	United States of America	ORACLE AMERICA, INC.	Software maintenance and support	1	1,579,703.58
	United States of America	ORACLE AMERICA, INC.	Software or hardware engineering	5	1,333,784.10
	United States of America	PACIFIC ARCHITECTS & ENGINEERS INCO	Terminal services	3	16,604,468.80
	United States of America	PacificArchitectsand	Terminal services	1	7,270,416.00
	United States of America	PAE/ES-KO	Terminal services	1	627,749.00
	United States of America	PENGUIN MAINTENANCE AND SERVICE INC	Machine installation and maintenance and repair services	3	645,269.06
	United States of America	Name withheld for security reasons*	Architectural engineering	6	3,776,352.64
	United States of America	PETROCELLI ELECTRIC COMPANY, INC.	Building maintenance and repair services	2	1,097,688.71
	United States of America	Name withheld for security reasons*	Electronic computers or data processing equipment manufacture services	1	104,559.00
	United States of America	Name withheld for security reasons*	Software maintenance and support	1	249,313.00
	United States of America	Planson International Corporation	Mass communication services	1	51,514.00
	United States of America	PLATTS, A DIVISION OF THE McGRAW-HILL COMPANIES	Economics	1	37,890.00
	United States of America	PM OF BELGIUM TO	Passenger transport	1	125,000.00
	United States of America	PM OF BOLIVIA TO	Passenger transport	1	270,000.00
	United States of America	PM OF BRAZIL TO	Marine cargo transport	1	579,480.44
	United States of America	PM OF FINLAND TO	Passenger transport	1	198,578.40
	United States of America	PM OF FRANCE TO	Passenger transport	3	1,729,365.00
	United States of America	PM OF GHANA TO THE	Passenger transport	1	87,250.00
	United States of America	PM OF IRELAND TO	Passenger transport	1	439,673.91
	United States of America	PM OF JAPAN TO THE	Passenger transport	1	788,505.00
	United States of America	PM OF LEBANON TO	Marine craft rental or leasing service	1	34,078.00
	United States of America	PM OF MALAYSIA TO	Passenger transport	2	2,491,700.00
	United States of America	PM OF PAKISTAN TO	Passenger transport	2	2,927,480.00
	United States of America	PM OF PERU TO THE	Passenger transport	1	264,120.00
	United States of America	PM OF REPUBLIC OF	Air cargo transport	1	216,000.00
	United States of America	PM OF REPUBLIC OF	Passenger transport	3	1,590,205.18
	United States of America	PM OF THE REP. OF	Marine cargo transport	1	597,736.46
	United States of America	PM OF THE REP. OF	Passenger transport	1	346,097.00
	United States of America	PM OF THE REPUBLIC	Marine cargo transport	1	209,651.47
	United States of America	PM OF THE REPUBLIC	Passenger transport	1	71,500.00
	United States of America	PM OF TOGO TO THE	Passenger transport	1	143,857.50
	United States of America	PM OF UKRAINE TO	Chartered airplane travel	2	15,454,435.50
	United States of America	PM OF URUGUAY TO	Air cargo transport	1	511,235.00
	United States of America	PM OF URUGUAY TO	Chartered airplane travel	1	3,253,500.00
	United States of America	PREFERRED MEDIA, INC.	Telecommunication Services	1	50,000.00
	United States of America	PRICEWATERHOUSECOOPERS LLP	Audit services	2	279,166.23
	United States of America	PRICEWATERHOUSECOOPERS LLP	Business and corporate management consultation services	3	2,663,762.00
	United States of America	PRICEWATERHOUSECOOPERS LLP	Electrical and electronic engineering	1	92,727.00
	United States of America	PRICEWATERHOUSECOOPERS LLP	Industrial management	6	9,843,642.36
	United States of America	PRICEWATERHOUSECOOPERS LLP	Management information systems MIS	2	233,138.00
	United States of America	PRIORITY PRODUCTION SERVICES LLC	Audio visual services	3	3,213,140.81
	United States of America	PRIORITY PRODUCTION SERVICES LLC	Professional engineering services	4	2,455,598.21
	United States of America	PROQUEST LLC	Data voice or multimedia network equipment rental services	2	266,675.00
	United States of America	PROQUEST LLC	Libraries	1	39,966.00
	United States of America	QED CONSULTING, LLC	Education and Training Services	3	176,075.00
	United States of America	RADIANT RESOURCES, INC.	Data storage service	2	91,487.00
	United States of America	RAMAC CORPORATION (US)	General building and office cleaning and maintenance services	2	71,817.12
	United States of America	RED HAWK INDUSTRIES	Fire protection system and equipment maintenance or repair service	1	200,001.00
	United States of America	Name withheld for security reasons*	Real estate services	1	36,000.00
	United States of America	REUTERS NEW MEDIA	Data voice or multimedia network equipment rental services	1	85,212.00
	United States of America	Name withheld for security reasons*	Management, Business Professionals, Administrative Services	3	1,367,753.53
	United States of America	RISKMETRICS GROUP, INC.	Financial and Insurance Services	1	890,000.00
	United States of America	RODEN INDUSTRIES INC	Material handling services	1	40,700.00
	United States of America	ROHN PRODUCTS LLC	Electrical and electronic engineering	1	57,119.60
	United States of America	RSA SECURITY, LLC	Electrical and electronic engineering	1	34,633.80
	United States of America	SAP PUBLIC SERVICES, INC.	Electrical and electronic engineering	1	77,219.60
	United States of America	SAP PUBLIC SERVICES, INC.	Software or hardware engineering	5	6,131,087.35
	United States of America	SDV (USA) INC	Freight forwarders services	1	50,000.00
	United States of America	SDV USA INC.	Freight forwarders services	2	68,679.45
	United States of America	SDV USA INC.	Mail and cargo transport	1	50,030.00
	United States of America	SDV(USA)INC	Freight forwarders services	3	100,723.47
	United States of America	SEA BOX, INC.	Material handling services	1	74,550.00
	United States of America	SECURITY DETECTION INC.	Lease and rental of property or building	1	140,100.00
	United States of America	SHI INTERNATIONAL CORP.	Computer services	2	150,855.46
	United States of America	SIEMENS INDUSTRY, INC.	Machine installation and maintenance and repair services	1	33,210.50
	United States of America	SKAE POWER SOLUTIONS LLC	Electrical and electronic engineering	2	543,860.00
	United States of America	SKANSKA USA BUILDING INC.	Architectural engineering	2	241,868.12
	United States of America	SKANSKA USA BUILDING INC.	Building and Facility Construction and Maintenance Services	68	190,039,097.97
	United States of America	SKANSKA USA BUILDING INC.	Machine installation and maintenance and repair services	23	23,715,478.42
	United States of America	SKANSKA USA BUILDING INC.	Radio services	1	139,321.00
	United States of America	SKANSKA USA BUILDING INC.	Television services	11	2,862,629.00
	United States of America	Name withheld for security reasons*	Architectural engineering	2	776,571.00
	United States of America	SKILLSOFT CORPORATION	Education and Training Services	2	362,300.00
	United States of America	SLG 220 NEWS OWNER LLC	Real estate services	7	2,349,000.00
	United States of America	SOCIAL SCIENCE RESEARCH COUNCIL	Community and social services	2	90,000.00
	United States of America	SPRINGER SCIENCE AND BUSINESS MEDIA	Data voice or multimedia network equipment rental services	1	63,000.00
	United States of America	STANDARD & POORS	Industrial Production and Manufacturing Services	2	80,000.00
	United States of America	Name withheld for security reasons*	Professional engineering services	4	342,026.00
	United States of America	STRATEGY MANAGEMENT INSTITUTE	Human resources services	2	99,194.00
	United States of America	STRATFOR STRATEGIC FORECASTING LLC	Data voice or multimedia network equipment rental services	1	34,153.46
	United States of America	SUPREME SYSTEMS, INC.	Clerical services	4	314,833.30
	United States of America	SUPREME SYSTEMS, INC.	Postal and small parcel and courier services	3	131,000.00
	United States of America	SYBASE, INC.	Electrical and electronic engineering	1	241,993.24
	United States of America	SYMANTEC CORPORATION	Electrical and electronic engineering	6	360,919.29
	United States of America	SYMANTEC CORPORATION	Software maintenance and support	1	211,767.19
	United States of America	SYSOM INC.	Computer services	1	131,400.00
	United States of America	Name withheld for security reasons*	Architectural engineering	21	5,493,946.11
	United States of America	Name withheld for security reasons*	Building and Facility Construction and Maintenance Services	2	1,109,300.56
	United States of America	TAG 380 LLC	Lease and rental of property or building	6	22,104,154.09
	United States of America	TAG 380 LLC	Real estate services	2	579,500.00
	United States of America	TANSA SYSTEMS, LLC	Software maintenance and support	1	39,631.00
	United States of America	TEACHERS INSURANCE AND ANNUITY ASSO	Lease and rental of property or building	4	4,317,179.36
	United States of America	TEACHERS INSURANCE AND ANNUITY ASSO	Real estate services	1	1,160,000.00

\* For security and privacy reasons, the name of the contractor is not displayed when it includes the name of an individual.

AGENCY	Location of Supplier	Name of Contractor	Description of Services	# Contracts	Total Value of Contracts (USD)
	<b>UNPD continued</b>				
	United States of America	TEAMPEOPLE, LLC	Audio visual services	3	2,470,759.01
	United States of America	TEAMPEOPLE, LLC	Professional engineering services	2	1,782,486.39
	United States of America	TERA INTERNATIONAL	Electrical and electronic engineering	1	38,300.00
	United States of America	TGI OFFICE AUTOMATION	Legal services	4	1,335,679.32
	United States of America	THACHER ASSOCIATES, LLC	Business and corporate management consultation services	4	527,500.00
	United States of America	THE ECONOMIST INTELLIGENCE UNIT	Data voice or multimedia network equipment rental services	3	444,960.00
	United States of America	THE EDGE WORLDWIDE, INC.	Mass communication services	1	112,000.00
	United States of America	THE EDGE WORLDWIDE, INC.	Real estate services	1	37,351.33
	United States of America	The MacGraw-Hill Companies, Inc.	Printing	1	31,325.00
	United States of America	THE MCGRAW-HILL COMPANIES, INC.	Information centers	1	45,885.00
	United States of America	THE NEWBERRY GROUP, INC.	Electrical and electronic engineering	1	442,562.50
	United States of America	THE NORTHERN TRUST COMPANY	Financial and Insurance Services	2	1,250,000.00
	United States of America	THE OPENINMS GROUP, INC.	Computer services	1	35,245.00
	United States of America	THE WINTHROP GROUP, INC.	Information centers	1	60,000.00
	United States of America	Name withheld for security reasons*	Television services	1	84,990.00
	United States of America	TIGER INFORMATION SYSTEMS, INC.	Scientific vocational training services	7	70,000.00
	United States of America	TIME MOVING AND STORAGE	Management, Business Professionals, Administrative Services	7	1,129,198.03
	United States of America	T-MOBILE USA, INC.	Telecommunication Services	4	1,329,871.01
	United States of America	T-MOBILE USA, INC.	Telecommunications media services	1	54,000.00
	United States of America	TORREYCOVE CAPITAL PARTNERS LLC	Financial and Insurance Services	3	800,000.00
	United States of America	TOWER PLAZA ASSOCIATES, L.P.	Real estate services	3	402,393.63
	United States of America	TOWNSEND HOLDINGS LLC	Financial and Insurance Services	1	150,000.00
	United States of America	Trigyn	Software maintenance and support	1	294,818.88
	United States of America	Trigyn	Software or hardware engineering	1	570,880.00
	United States of America	Trigyn	Specialized communication system services	1	783,232.00
	United States of America	TRIGYN TECHNOLOGIES INC	Business and corporate management consultation services	33	14,867,859.53
	United States of America	TRIGYN TECHNOLOGIES INC	Clerical services	8	3,779,304.00
	United States of America	TRIGYN TECHNOLOGIES INC	Computer services	1	112,990.00
	United States of America	TRIGYN TECHNOLOGIES INC	Data processing or preparation services	1	157,370.00
	United States of America	Trigyn Technologies Inc	Electrical and electronic engineering	45	17,054,450.14
	United States of America	Trigyn Technologies Inc	Human resources services	2	3,220,560.00
	United States of America	TRIGYN TECHNOLOGIES INC	Information centers	1	49,392.00
	United States of America	TRIGYN TECHNOLOGIES INC	Local and long distance telephone communications	1	407,814.00
	United States of America	TRIGYN TECHNOLOGIES INC	Management information systems MIS	2	325,720.17
	United States of America	TRIGYN TECHNOLOGIES INC	PC or workstation or notebook maintenance	4	575,578.13
	United States of America	TRIGYN TECHNOLOGIES INC	Software maintenance and support	2	135,000.00
	United States of America	TRIGYN TECHNOLOGIES INC	Software or hardware engineering	2	216,200.00
	United States of America	TRIGYN TECHNOLOGIES INC	Specialized communication system services	3	377,831.00
	United States of America	TRIGYN TECHNOLOGIES INC	System analysis service	2	135,680.00
	United States of America	TRIGYN TECHNOLOGIES INC	Telecommunication Services	5	491,181.52
	United States of America	TRIGYN TECHNOLOGIES INC	Telecommunications planning services	1	57,756.55
	United States of America	TRIGYN TECHNOLOGIES INC.	Employment	6	671,946.60
	United States of America	TRIGYN TECHNOLOGIES INC.	Employment promotion or planning services	4	331,315.38
	United States of America	TRIGYN TECHNOLOGIES INC.	Financial and Insurance Services	3	3,318,700.00
	United States of America	TRIGYN TECHNOLOGIES INC.	Machine installation and maintenance and repair services	3	255,692.00
	United States of America	Trigyn Technologies Inc.	PC or workstation or notebook maintenance	4	10,142,200.00
	United States of America	TRIGYN TECHNOLOGIES INC.	Radio services	3	229,256.00
	United States of America	TRIGYN TECHNOLOGIES INC.	Specialized communication system services	3	1,750,417.74
	United States of America	TRIGYN TECHNOLOGIES INC.	Telecommunication Services	4	3,081,200.00
	United States of America	TROPO, INC	Management information systems MIS	1	33,960.00
	United States of America	UCAID	Computer services	1	33,600.00
	United States of America	ULM II HOLDING CORP.	Real estate services	9	9,780,000.00
	United States of America	UNFCU FINANCIAL SERVICES, LLC	Lease and rental of property or building	1	450,000.00
	United States of America	UNFCU FINANCIAL SERVICES, LLC	Real estate services	9	3,279,000.00
	United States of America	UNIFIRST CORPORATION	Laundry services	1	33,600.00
	United States of America	UNITED BOOK PRESS INC	Printing	1	114,050.00
	United States of America	UNITED BOOK PRESS INC	Reproduction services	1	69,478.00
	United States of America	UNITED NATIONS DEVELOPMENT CORP.	Real estate services	25	30,720,772.80
	United States of America	United Soil Technologies LLC	Building and Facility Construction and Maintenance Services	1	40,000.00
	United States of America	UPTIME INSTITUTE PROFESSIONAL SERVICES LLC	Business and corporate management consultation services	1	82,000.00
	United States of America	VANTAGE TECHNOLOGY CONSULTING GROUP	Architectural engineering	3	1,999,197.30
	United States of America	VERIZON BUSINESS NETWORK SERVICES	Computer services	1	185,964.00
	United States of America	VERIZON BUSINESS NETWORK SERVICES	Mass communication services	2	300,000.00
	United States of America	VERIZON WIRELESS	Local and long distance telephone communications	4	313,510.00
	United States of America	VERIZON WIRELESS	Telecommunications planning services	1	50,000.00
	United States of America	VITECH SYSTEMS GROUP, INC	Software or hardware engineering	2	4,817,971.20
	United States of America	VMWARE, INC.	Electrical and electronic engineering	4	1,607,211.02
	United States of America	VMware, Inc.	Software maintenance and support	1	985,700.52
	United States of America	VMWARE, INC.	System and system component administration services	1	381,208.00
	United States of America	VOCALITY INC.	Electrical and electronic engineering	1	83,046.54
	United States of America	VOVICI CORPORATION	Electrical and electronic engineering	1	60,000.00
	United States of America	W2001 METROPOLITAN HOTEL OPERATING	Legal services	1	42,140.50
	United States of America	W2001 METROPOLITAN HOTEL OPERATING	Management sector manpower development	2	69,066.60
	United States of America	WAMAR INTERNATIONAL, LLC	General building and office cleaning and maintenance services	3	316,354.74
	United States of America	WAMAR INTERNATIONAL, LLC	Refuse disposal and treatment	1	42,553.60
	United States of America	Name withheld for security reasons*	Professional engineering services	1	100,500.00
	United States of America	WEST PUBLISHING CORPORATION	Mass communication services	1	74,480.00
	United States of America	Name withheld for security reasons*	Data voice or multimedia network equipment rental services	1	82,565.30
	United States of America	WINSTON ADVERTISING AGENCY	Sales and business promotion activities	1	65,334.30
	United States of America	WOODWING SOLUTIONS LLC	Software maintenance and support	2	81,714.75
	United States of America	WORLD BANK PUBLICATIONS	Data voice or multimedia network equipment rental services	1	33,342.00
	<b>UNRWA</b>				
	Belgium	Vanbreda International	Insurance and retirement services	1	296,657.74
	Denmark	Danish Royal Library	Information services	1	343,513.00
	Denmark	UNDP/Inter Agency Procurement Services Office(lapso)	Machine installation and maintenance and repair services	1	46,500.00
	India	Ramco Systems Limited	Computer services	2	684,434.80
	Israel	Good Luck Car Rental	Lease and rental of property or building	1	48,283.00
	Italy	Caggemini Italia Spa	Computer services	2	8,649,085.68
	Italy	Name withheld for security reasons*	Architectural engineering	1	170,696.00
	Italy	Sap Italian S.P.A	Computer services	1	63,856.96
	Italy	The World Food Programme	Transportation and Storage and Mail Services	1	1,750,001.00
	Italy	United Nation/Dfs/Unlb	Lease and rental of property or building	1	1,001,668.73
	Italy	United Nations Logistics Base (Unlb)	Lease and rental of property or building	2	209,219.61
	Jordan	Name withheld for security reasons*	Building and Facility Construction and Maintenance Services	2	818,575.06
	Jordan	Name withheld for security reasons*	Utilities	1	68,502.83
	Jordan	Name withheld for security reasons*	Building and Facility Construction and Maintenance Services	1	48,752.83
	Jordan	Name withheld for security reasons*	Building maintenance service	2	206,169.13
	Jordan	Name withheld for security reasons*	Building and Facility Construction and Maintenance Services	1	71,137.92
	Jordan	Name withheld for security reasons*	Marketing and distribution	1	45,400.89
	Jordan	Arab Orient Insurance Co	Insurance and retirement services	3	317,180.57
	Jordan	Arab Orient Insurance Co.	Insurance and retirement services	16	7,278,345.57
	Jordan	Arabian Office Automation Co. W.L.L	Management, Business Professionals, Administrative Services	1	212,421.62
	Jordan	Name withheld for security reasons*	Building and Facility Construction and Maintenance Services	2	164,325.70
	Jordan	Blue Men For Building Maintenance	Building maintenance service	2	113,813.77
	Jordan	Central Press Co.	Mass communication services	1	40,150.00
	Jordan	Eagle Transport Services Co.	Transportation and Storage and Mail Services	1	132,855.24
	Jordan	Feras Printing Press	Mass communication services	1	94,470.03
	Jordan	Group & Design & Architectural Research	Architectural engineering	1	30,367.23
	Jordan	Name withheld for security reasons*	Building and Facility Construction and Maintenance Services	1	360,579.98
	Jordan	Jordan Data Communications Ltd. (Orange)	Lease and rental of property or building	2	86,197.74
	Jordan	Jordan Post Company	Postal and small parcel and courier services	1	59,945.62
	Jordan	Name withheld for security reasons*	Building and Facility Construction and Maintenance Services	1	1,545,079.95
	Jordan	Name withheld for security reasons*	Building and Facility Construction and Maintenance Services	2	153,986.02
	Jordan	Name withheld for security reasons*	Building and Facility Construction and Maintenance Services	1	44,701.61
	Jordan	Milano Design	Computer services	1	43,620.00

\* For security and privacy reasons, the name of the contractor is not displayed when it includes the name of an individual.

2013 | Major contracts for services and works by UN organization

AGENCY	Location of Supplier	Name of Contractor	Description of Services	# Contracts	Total Value of Contracts (USD)
	<b>UNRWA continued</b>				
	Jordan	Name withheld for security reasons*	Building maintenance service	1	85,758.93
	Jordan	Name withheld for security reasons*	Building and Facility Construction and Maintenance Services	1	98,076.35
	Jordan	Name withheld for security reasons*	Building maintenance service	3	186,086.44
	Jordan	Name withheld for security reasons*	Building maintenance service	3	176,823.86
	Jordan	Name withheld for security reasons*	Building maintenance service	1	66,821.89
	Jordan	Nahta Printing Press Co.	Mass communication services	1	180,000.00
	Jordan	Noorsat Global Satellite Communication	Radio services	1	240,366.00
	Jordan	Name withheld for security reasons*	Building maintenance service	1	38,531.64
	Jordan	Petra Jordanian Mobile Telecom. Co.	Local and long distance telephone communications	2	200,858.19
	Jordan	Name withheld for security reasons*	Building and Facility Construction and Maintenance Services	1	70,748.02
	Jordan	Name withheld for security reasons*	Lease and rental of property or building	1	117,702.46
	Jordan	Shayyar For Construction & Contracting Co	Building and Facility Construction and Maintenance Services	2	173,558.60
	Jordan	Specialized Technical Services Company	Computer services	1	64,223.16
	Jordan	Suhail For Cleaning & Maintenance Services	Building maintenance service	1	33,898.31
	Jordan	Universal Press	Mass communication services	1	62,907.51
	Jordan	Zain	Local and long distance telephone communications	1	77,827.12
	Jordan	Zarka Municipality	Utilities	1	38,841.81
	Jordan	Name withheld for security reasons*	Machine installation and maintenance and repair services	2	338,590.69
	Jordan	Name withheld for security reasons*	Building maintenance service	5	462,546.46
	Lebanon	Abaad-Resorce Center For Gender Equality	Socio political conditions	1	47,700.00
	Lebanon	Name withheld for security reasons*	Building and Facility Construction and Maintenance Services	1	8,468,866.00
	Lebanon	Name withheld for security reasons*	Fibers and textiles and fabric industries	2	139,623.09
	Lebanon	American University Of Beirut (Aub)	Educational institutions	1	31,975.00
	Lebanon	Arch Consulting	Education and Training Services	1	53,280.00
	Lebanon	Beta Engineering	Professional engineering services	1	55,550.00
	Lebanon	Name withheld for security reasons*	Community and social services	1	75,000.00
	Lebanon	Danash Contracting & Trading Co.	Building and Facility Construction and Maintenance Services	1	1,022,594.98
	Lebanon	Name withheld for security reasons*	Medical practice	1	46,871.15
	Lebanon	Name withheld for security reasons*	Reproduction services	4	549,613.00
	Lebanon	Name withheld for security reasons*	Building and Facility Construction and Maintenance Services	1	126,516.00
	Lebanon	Name withheld for security reasons*	Building and Facility Construction and Maintenance Services	1	7,196,670.00
	Lebanon	Name withheld for security reasons*	Building and Facility Construction and Maintenance Services	3	7,186,383.00
	Lebanon	Etudes Techniques S.A.L (Etec)	Alternative educational systems	1	278,300.00
	Lebanon	Name withheld for security reasons*	Building and Facility Construction and Maintenance Services	1	4,228,456.00
	Lebanon	Global Integrated Solutions	Computer services	2	78,590.00
	Lebanon	Globalcom Data Services	Computer services	2	429,995.85
	Lebanon	He Mediterranean & Gulf Insurance And Reinsurance Co. S.A.L	Insurance and retirement services	11	3,101,980.38
	Lebanon	l'mar Generalo Contracting	Building and Facility Construction and Maintenance Services	1	4,120,245.00
	Lebanon	Imadco	Building and Facility Construction and Maintenance Services	3	736,993.75
	Lebanon	Name withheld for security reasons*	Building maintenance service	1	47,511.00
	Lebanon	Name withheld for security reasons*	Building maintenance service	1	42,920.00
	Lebanon	Lebanese Engineering & Contracting Comp.	Building and Facility Construction and Maintenance Services	2	137,025.00
	Lebanon	Lebanese Engineering & Contracting Comp.	Building maintenance service	3	613,204.00
	Lebanon	M.A.E S.A.R.L	Machine installation and maintenance and repair services	2	92,080.00
	Lebanon	Name withheld for security reasons*	Building maintenance service	1	99,824.00
	Lebanon	Name withheld for security reasons*	Building and Facility Construction and Maintenance Services	4	501,055.23
	Lebanon	Name withheld for security reasons*	Building and Facility Construction and Maintenance Services	3	8,593,540.00
	Lebanon	Name withheld for security reasons*	Education and Training Services	1	123,529.00
	Lebanon	Name withheld for security reasons*	Building maintenance service	1	33,820.00
	Lebanon	Poly Med	Building and Facility Construction and Maintenance Services	1	3,013,949.00
	Lebanon	Name withheld for security reasons*	Community and social services	2	109,500.00
	Lebanon	Star Contractors Starcom	Building and Facility Construction and Maintenance Services	3	453,169.00
	Lebanon	Name withheld for security reasons*	Building and Facility Construction and Maintenance Services	1	81,081.00
	Lebanon	The Social Welfare Institution	Community and social services	1	31,278.27
	Lebanon	Ultra Technology	Computer services	1	50,319.00
	Lebanon	United Company For Central Markets Sarl	Machine installation and maintenance and repair services	1	375,250.00
	Lebanon	Vertical S.A.L	Community and social services	1	299,783.00
	Lebanon	Name withheld for security reasons*	Building maintenance service	1	41,558.50
	Lebanon	Name withheld for security reasons*	Community and social services	1	30,699.50
	Lebanon	Name withheld for security reasons*	Building maintenance service	1	33,049.00
	Norway	Astrium Services Enterprises (Vizada As)	Lease and rental of property or building	2	379,484.00
	Norway	Fato Institute For Applied Int. Studies	Education and Training Services	1	43,463.00
	Palestine (State of)	Aisha Association Woman & Child Protec.	Community and social services	1	49,750.00
	Palestine (State of)	Name withheld for security reasons*	Building maintenance service	1	38,869.16
	Palestine (State of)	Name withheld for security reasons*	Building and Facility Construction and Maintenance Services	1	1,358,040.00
	Palestine (State of)	Name withheld for security reasons*	Building and Facility Construction and Maintenance Services	2	541,052.00
	Palestine (State of)	Name withheld for security reasons*	Building maintenance service	1	72,444.47
	Palestine (State of)	Name withheld for security reasons*	Building and Facility Construction and Maintenance Services	2	630,000.00
	Palestine (State of)	Name withheld for security reasons*	Building maintenance service	1	39,972.86
	Palestine (State of)	Name withheld for security reasons*	Manufacture of precision instruments	1	38,446.00
	Palestine (State of)	Name withheld for security reasons*	Building and Facility Construction and Maintenance Services	1	503,302.00
	Palestine (State of)	Name withheld for security reasons*	Building and Facility Construction and Maintenance Services	1	1,607,000.00
	Palestine (State of)	Name withheld for security reasons*	Building and Facility Construction and Maintenance Services	1	1,564,445.00
	Palestine (State of)	Name withheld for security reasons*	Building and Facility Construction and Maintenance Services	2	1,714,000.00
	Palestine (State of)	Name withheld for security reasons*	Building and Facility Construction and Maintenance Services	1	1,213,059.00
	Palestine (State of)	Name withheld for security reasons*	Building and Facility Construction and Maintenance Services	1	1,388,000.00
	Palestine (State of)	Name withheld for security reasons*	Medical practice	1	33,250.00
	Palestine (State of)	Name withheld for security reasons*	Medical practice	1	45,212.50
	Palestine (State of)	Name withheld for security reasons*	Lease and rental of property or building	1	61,800.00
	Palestine (State of)	Artificial Limbs Polio & Physiotherapy	Medical practice	1	87,599.47
	Palestine (State of)	Atfaluna Society For Deaf Children	Medical practice	1	36,000.00
	Palestine (State of)	Name withheld for security reasons*	Building and Facility Construction and Maintenance Services	2	97,656.30
	Palestine (State of)	Name withheld for security reasons*	Building maintenance service	1	125,408.00
	Palestine (State of)	Name withheld for security reasons*	Building maintenance service	1	55,780.31
	Palestine (State of)	Name withheld for security reasons*	Medical practice	1	60,625.00
	Palestine (State of)	Name withheld for security reasons*	Building and Facility Construction and Maintenance Services	1	1,241,964.00
	Palestine (State of)	Best Vision Optical Center	Manufacture of precision instruments	1	30,000.00
	Palestine (State of)	Center For Engineering & Planning	Professional engineering services	1	43,849.00
	Palestine (State of)	D/Balah Rehabilitation Society	Comprehensive health services	2	109,660.28
	Palestine (State of)	Name withheld for security reasons*	Educational institutions	1	51,004.27
	Palestine (State of)	Name withheld for security reasons*	Information services	1	163,150.33
	Palestine (State of)	Name withheld for security reasons*	Information services	1	46,777.00
	Palestine (State of)	Deloitte & Touche (M.E)' Saba&Co.	Lease and rental of property or building	1	47,000.00
	Palestine (State of)	Name withheld for security reasons*	Lease and rental of property or building	1	31,651.29
	Palestine (State of)	Name withheld for security reasons*	Professional engineering services	1	142,159.76
	Palestine (State of)	Enfra Consultants	Education and Training Services	1	197,500.00
	Palestine (State of)	Fusion For Internet & Communication Sys.	Computer services	1	81,325.00
	Palestine (State of)	Gaza & Southern Villages Cars Co.	Lease and rental of property or building	1	38,605.99
	Palestine (State of)	Gaza Municipality, Landfill	Utilities	1	131,300.00
	Palestine (State of)	Global United Insurance Ltd	Insurance and retirement services	3	1,370,826.81
	Palestine (State of)	Golden Jump Company For Building & Const	Building and Facility Construction and Maintenance Services	1	1,361,420.00
	Palestine (State of)	Name withheld for security reasons*	Building and Facility Construction and Maintenance Services	1	48,902.23
	Palestine (State of)	Name withheld for security reasons*	Building maintenance service	1	44,719.29
	Palestine (State of)	Name withheld for security reasons*	Building and Facility Construction and Maintenance Services	1	1,295,470.00
	Palestine (State of)	Name withheld for security reasons*	Lease and rental of property or building	1	66,000.00
	Palestine (State of)	Joint Services Council/Solid Waste-Jenin	Environmental protection	1	60,000.00
	Palestine (State of)	Jouda Optic Center	Manufacture of precision instruments	1	35,700.00
	Palestine (State of)	Name withheld for security reasons*	Building and Facility Construction and Maintenance Services	1	43,548.53
	Palestine (State of)	Name withheld for security reasons*	Lease and rental of property or building	1	40,000.00
	Palestine (State of)	Name withheld for security reasons*	Building maintenance service	2	118,150.28
	Palestine (State of)	Name withheld for security reasons*	Building and Facility Construction and Maintenance Services	1	1,634,099.00
	Palestine (State of)	Kuwait Charity Specialized Hospital.	Medical practice	1	114,854.00
	Palestine (State of)	Name withheld for security reasons*	Mass communication services	2	178,393.43
	Palestine (State of)	Meda Co. Middle East Development Associa	Regional development	1	1,315,278.00
	Palestine (State of)	Name withheld for security reasons*	Transportation and Storage and Mail Services	6	890,966.57

\* For security and privacy reasons, the name of the contractor is not displayed when it includes the name of an individual.

AGENCY	Location of Supplier	Name of Contractor	Description of Services	# Contracts	Total Value of Contracts (USD)
<b>UNRWA continued</b>					
	Palestine (State of)	Name withheld for security reasons*	Medical practice	1	37,240.00
	Palestine (State of)	Name withheld for security reasons*	Building and Facility Construction and Maintenance Services	1	49,258.94
	Palestine (State of)	National Insurance Co. Ltd	Insurance and retirement services	1	79,950.00
	Palestine (State of)	National Insurance Company	Insurance and retirement services	1	244,638.00
	Palestine (State of)	Name withheld for security reasons*	Building and Facility Construction and Maintenance Services	1	62,927.87
	Palestine (State of)	Optics Eye Wear	Medical practice	1	33,600.00
	Palestine (State of)	Osama Optical Centre	Manufacture of precision instruments	1	35,910.00
	Palestine (State of)	Overseas Commerce Ltd	Transportation and Storage and Mail Services	1	101,327.33
	Palestine (State of)	Palestine Telecommunications Co.	Lease and rental of property or building	1	53,800.00
	Palestine (State of)	Palestinian Center For Democracy & Conf.	Project management	2	105,130.00
	Palestine (State of)	Piedco	Lease and rental of property or building	1	489,590.86
	Palestine (State of)	Public Aid Society	Medical practice	1	180,433.00
	Palestine (State of)	Public Services Committee (Aida Camp)	Refugee programs	1	66,027.00
	Palestine (State of)	Rafah Municipality	Utilities	1	42,000.00
	Palestine (State of)	Name withheld for security reasons*	Machine installation and maintenance and repair services	3	172,595.15
	Palestine (State of)	Name withheld for security reasons*	Building and Facility Construction and Maintenance Services	1	1,168,128.50
	Palestine (State of)	Name withheld for security reasons*	Building maintenance service	1	75,066.94
	Palestine (State of)	Name withheld for security reasons*	Building and Facility Construction and Maintenance Services	1	1,301,334.00
	Palestine (State of)	Solid Waste Management Council	Health administration services	1	145,000.00
	Palestine (State of)	Sumer Contracting Office	Building maintenance service	2	151,452.80
	Palestine (State of)	Name withheld for security reasons*	Lease and rental of property or building	1	30,290.95
	Palestine (State of)	Name withheld for security reasons*	Building maintenance service	2	142,085.02
	Palestine (State of)	Theatre Day Productions	Mass communication services	1	136,324.00
	Palestine (State of)	Transtec, Brussels-Belgium.	Transportation and Storage and Mail Services	1	586,974.00
	Palestine (State of)	Name withheld for security reasons*	Lease and rental of property or building	1	35,940.07
	Palestine (State of)	Union Of Health Work Committees	Medical practice	1	899,627.00
	Palestine (State of)	Name withheld for security reasons*	Building maintenance service	2	201,439.57
	Switzerland	Mannet Chemin Du Rivage	Computer services	1	39,402.58
	Syrian Arab Republic	Arfad Limmited Liability Company	Lease and rental of property or building	1	30,000.00
	Syrian Arab Republic	Name withheld for security reasons*	Building maintenance service	1	112,127.78
	Syrian Arab Republic	Name withheld for security reasons*	Building maintenance service	2	71,345.42
	Syrian Arab Republic	Dhi Global Forwarding	Postal and small parcel and courier services	1	155,238.17
	Syrian Arab Republic	Name withheld for security reasons*	Community and social services	2	237,092.55
	Syrian Arab Republic	Name withheld for security reasons*	Building maintenance service	1	35,664.00
	Syrian Arab Republic	Name withheld for security reasons*	Building and Facility Construction and Maintenance Services	1	122,172.00
	Syrian Arab Republic	Name withheld for security reasons*	Building maintenance service	1	35,664.00
	United Kingdom	Dwi Delivery Within It, Consulting Ltd	Education and Training Services	1	81,411.13
	United Kingdom	Global Telecom & Technology Gtt-Emea Ltd	Computer services	1	595,050.13
	United Kingdom	Hawki Worldwide Limited	Education and Training Services	5	302,628.00
<b>UNU</b>					
	Canada	McMaster Innovation Park	Commercial or industrial facility rental	1	119,568.23
	China (Macao)	Companhia de Electricidade de Macao-CEM	Utilities	1	39,048.81
	China (Macao)	G4S Secure Solutions (Macao) Limited	Security guard services	1	42,084.17
	China (Macao)	Millennium Court Property Management Com	Commercial or industrial facility rental	1	52,064.13
	China (Macao)	United Victory International Limited	Commercial or industrial facility rental	1	398,837.68
	Finland	Magneetto Media Oy	Motion picture film processing or reproduction	1	30,247.72
	Finland	Scandic Hotels Oy	Education and Training Services	2	181,767.16
	Finland	Travellink Finland	Commercial airplane travel	4	289,591.68
	Germany	Name withheld for security reasons*	Commercial airplane travel	2	186,174.22
	Japan	ADECCO.LTD	Temporary personnel services	1	31,369.82
	Japan	Azbil	Building maintenance and repair services	1	71,582.62
	Japan	Fuji Xerox Co., Ltd	Computer hardware rental or leasing services	2	105,802.08
	Japan	Fujitec K.K.	Elevator maintenance services	1	67,383.86
	Japan	GREENHEART TOURS, INC.	Commercial airplane travel	1	41,251.53
	Japan	J's Telecom System co., Ltd	Building maintenance and repair services	1	41,189.10
	Japan	MARSH JAPAN	Building maintenance and repair services	1	39,916.36
	Japan	National Food Research Institute	Education and Training Services	1	66,326.53
	Japan	Sanko Inc.	Building maintenance and repair services	1	74,651.44
	Japan	Sanko Inc.	Security guard services	2	1,381,994.49
	Japan	SL & A International Incorporated	Building maintenance and repair services	1	36,707.47
	Japan	Softbank Telecom K.K.	Mobile communications services	1	45,311.96
	Japan	The Tokyo Electric Power Company,	Utilities	1	477,549.68
	Japan	Tokyo Gas Co., Ltd	Utilities	1	170,791.22
	Japan	Tokyo Metropolitan Government Bureau of	Utilities	1	54,890.77
	Japan	Topfour Corporation	Commercial airplane travel	1	52,103.12
	Malaysia	Name withheld for security reasons*	Security guard services	1	34,800.00
	Mozambique	Hotel VIP Grand Maputo	Education and Training Services	1	37,237.39
	Singapore	Xpress Print (Pte) Ltd	Postal and small parcel and courier services	1	69,380.34
<b>UNV</b>					
	Germany	Auswaertiges Amt	Building maintenance and repair services	2	740,168.50
	Germany	BDG GMBH & Co KG	Software maintenance and support	1	33,140.02
	Germany	DFN-VEREIN	Internet service providers ISP	1	47,823.61
	Germany	InterCity Hotel Bonn	Emergency travel assistance services	1	39,273.40
	Germany	Konica Minolta	Office equipment rental or leasing services	1	56,130.78
	Germany	T-SYSTEMS (former DEUTSCHE TELEKOM KOLN)	Local and long distance telephone communications	3	124,621.15
	Germany	VERIZON DEUTSCHLAND (FORMER MCI)	Local and long distance telephone communications	3	119,281.91
	Germany	W.I.S. Sicherheit GmbH & Co.KG	Management support services	14	2,586,048.26
	Switzerland	UPWELLING	Business administration services	1	38,370.00
	Switzerland	UPWELLING	Emergency travel assistance services	1	50,797.00
	United Kingdom	Uni. of Wolverhampton-Social Enterprise	Business administration services	1	140,250.00
<b>UNWOMEN</b>					
	Afghanistan	Name withheld for security reasons*	Printing	1	52,232.47
	Afghanistan	Name withheld for security reasons*	Business and corporate management consultation services	1	52,300.00
	Afghanistan	United Nations Assistance Mission in Afg	Property management	5	614,843.94
	Afghanistan	UNITED NATIONS OFFICE for PROJECT SERVIC	Commercial or industrial facility rental	1	58,179.44
	Afghanistan	UNITED NATIONS OFFICE for PROJECT SERVIC	Property management	4	703,748.29
	Albania	Name withheld for security reasons*	Business and corporate management consultation services	1	44,434.14
	Albania	Fondacioni Shqiptar i Shoqerise Civile	Business and corporate management consultation services	1	37,572.23
	Albania	Instituti per Kerkime dhe Alternativa	Business and corporate management consultation services	1	36,592.94
	Australia	Name withheld for security reasons*	Corporate objectives or policy development	1	42,412.50
	Australia	Fergus, Finucane and Green	Business and corporate management consultation services	1	60,000.00
	Australia	LORRAINE CORNER	Corporate objectives or policy development	1	44,056.00
	Australia	Name withheld for security reasons*	Corporate objectives or policy development	1	53,287.50
	Austria	Name withheld for security reasons*	Temporary technician staffing needs	1	56,400.00
	Bangladesh	Name withheld for security reasons*	Business and corporate management consultation services	1	54,900.78
	Bangladesh	IRC DEVELOPMENT SERVICES LIMITED	Business and corporate management consultation services	2	84,533.96
	Barbados	HILTON BARBADOS	Meeting or banquet rooms	1	42,223.84
	Barbados	Name withheld for security reasons*	Corporate objectives or policy development	1	35,074.80
	Bolivia (Plurinational State of)	Name withheld for security reasons*	Permanent professional staff	1	33,834.00
	Brazil	Name withheld for security reasons*	Temporary research and development services	1	30,686.80
	Brazil	UNDP BRAZIL	Property management	1	70,669.00
	Brazil	Name withheld for security reasons*	Temporary research and development services	1	30,686.80
	Burundi	CHAIRE UNESCO	Business and corporate management consultation services	1	37,688.92
	Côte d'Ivoire	Name withheld for security reasons*	Corporate objectives or policy development	1	50,000.00
	Cabo Verde	Name withheld for security reasons*	Temporary research and development services	1	45,546.67
	Cambodia	Name withheld for security reasons*	Corporate objectives or policy development	1	49,000.00
	Cambodia	Name withheld for security reasons*	Corporate objectives or policy development	1	34,240.00
	Cameroon	Name withheld for security reasons*	Business and corporate management consultation services	1	83,975.04
	Cameroon	ETS FRERES UNIS DU CAMEROUN	Business and corporate management consultation services	1	75,847.10
	Canada	Name withheld for security reasons*	Temporary technician staffing needs	1	35,650.00
	Canada	Name withheld for security reasons*	Business and corporate management consultation services	1	50,156.00
	Canada	Name withheld for security reasons*	Temporary technician staffing needs	1	38,300.00
	Canada	CANADIAN LEADERS IN INTERNATIONAL	Business and corporate management consultation services	1	276,745.00
	Canada	DUNDEX NETWORK	Business and corporate management consultation services	2	89,301.50
	Canada	DUNDEX NETWORK	Temporary technician staffing needs	2	79,065.00

\* For security and privacy reasons, the name of the contractor is not displayed when it includes the name of an individual.

2013 | Major contracts for services and works by UN organization

AGENCY	Location of Supplier	Name of Contractor	Description of Services	# Contracts	Total Value of Contracts (USD)
	<b>UNWOMEN continued</b>				
	Canada	Name withheld for security reasons*	Corporate objectives or policy development	1	30,468.83
	Canada	Name withheld for security reasons*	Permanent professional staff	1	37,935.24
	Canada	Name withheld for security reasons*	Temporary clerical or administrative assistance	1	83,737.50
	Canada	Name withheld for security reasons*	Temporary clerical or administrative assistance	1	48,250.00
	Canada	Name withheld for security reasons*	Corporate objectives or policy development	1	46,350.00
	Canada	UNIVERSALIA MANAGEMENT GROUP LTD.	Business and corporate management consultation services	3	301,357.25
	Chile	CONSULTORA INCLUSION Y EQUIDAD	Business and corporate management consultation services	1	56,800.00
	China	Name withheld for security reasons*	Permanent professional staff	1	58,734.24
	Colombia	AVIATUR S.A.	Catering services	1	234,310.92
	Colombia	AVIATUR S.A.	Meeting or banquet rooms	2	205,300.00
	Colombia	CORPORACION SISMA MUJER	Business and corporate management consultation services	1	47,995.47
	Colombia	FIDUCIARIA BOGOTA SA	Property management	1	101,663.40
	Colombia	FUNDACION SOCIAL COLOMBIANA CEDAVIDA	Business and corporate management consultation services	1	50,945.73
	Colombia	INVERSIONES Y CONSTRUCCIONES 79 LTDA	Property management	1	36,860.88
	Colombia	UNIVERSIDAD DE LOS ANDES	Business and corporate management consultation services	1	118,536.73
	Denmark	Name withheld for security reasons*	Temporary clerical or administrative assistance	1	37,618.63
	Dominican Republic	Name withheld for security reasons*	Temporary research and development services	1	30,000.00
	Ecuador	Name withheld for security reasons*	Business and corporate management consultation services	1	82,953.92
	Egypt	ARASCOPE	Business and corporate management consultation services	1	36,005.22
	Egypt	THE EGYPTIAN CENTER FOR PUBLIC OPINION	Business and corporate management consultation services	1	88,018.23
	Ethiopia	Name withheld for security reasons*	Property management	1	34,500.00
	European Countries	Name withheld for security reasons*	Property management	1	63,633.95
	Fiji	Name withheld for security reasons*	Corporate objectives or policy development	1	54,375.00
	Fiji	KADAVU HOLDINGS LTD	Commercial or industrial facility rental	3	258,020.07
	Fiji	Sofitel Fiji Resort and Spa	Meeting facilities	1	34,502.22
	France	Name withheld for security reasons*	Temporary technician staffing needs	1	34,200.00
	Georgia	L.E.P.L. Georgian Bar Association	Business and corporate management consultation services	1	48,635.61
	Georgia	Ltd "Outdoor.ge"	Printing	1	50,726.09
	Germany	Name withheld for security reasons*	Corporate objectives or policy development	1	60,627.00
	Germany	MSS MANAGED SECURITY SERVICES	Technical support or help desk services	2	126,349.95
	Guatemala	EURO PROYECTOS, S.A.	Property management	1	34,662.40
	Haiti	Name withheld for security reasons*	Permanent professional staff	1	33,093.83
	Haiti	Name withheld for security reasons*	Permanent professional staff	1	51,626.32
	Haiti	Name withheld for security reasons*	Permanent professional staff	1	43,755.43
	Honduras	Name withheld for security reasons*	Permanent professional staff	1	30,825.68
	Iceland	Name withheld for security reasons*	Temporary technician staffing needs	1	34,468.00
	India	CENTRE FOR SOCIAL RESEARCH	Business and corporate management consultation services	1	57,041.96
	India	DATAMATICS GLOBAL SERVICES INC.	Business and corporate management consultation services	5	400,895.00
	India	IPE GLOBAL PRIVATE LIMITED	Business and corporate management consultation services	1	41,875.20
	India	KUONI BUSINESS TRAVEL INDIA PVT LTD	Commercial airplane travel	1	32,997.50
	India	Name withheld for security reasons*	Commercial or industrial facility rental	1	350,845.93
	India	WORLD HEALTH ORGANIZATION	Computer or network or internet security	2	820,628.00
	Indonesia	Name withheld for security reasons*	Permanent professional staff	1	30,406.45
	Indonesia	Name withheld for security reasons*	Permanent professional staff	1	30,406.45
	Indonesia	Name withheld for security reasons*	Permanent professional staff	1	38,922.83
	Indonesia	Name withheld for security reasons*	Business and corporate management consultation services	3	237,699.99
	Indonesia	Name withheld for security reasons*	International relations and cooperation	1	33,111.13
	Iraq	Name withheld for security reasons*	Business and corporate management consultation services	1	32,807.00
	Iraq	WOMEN FOR PEACE ORG	Business and corporate management consultation services	1	89,500.00
	Ireland	Name withheld for security reasons*	Temporary technician staffing needs	1	39,000.00
	Ireland	SRI EXECUTIVE SEARCH LTD	Business and corporate management consultation services	1	32,000.00
	Israel	Name withheld for security reasons*	Temporary research and development services	1	44,000.00
	Italy	INTERNATIONAL TRAINING CENTRE OF THE ILO	International relations and cooperation	1	116,010.85
	Italy	UNITED NATIONS SYSTEM STAFF COLLEGE	Meeting or banquet rooms	1	41,285.00
	Japan	Name withheld for security reasons*	Temporary clerical or administrative assistance	1	32,625.00
	Jordan	ARAB WOMEN MEDIA CENTER (AWMC)	Business and corporate management consultation services	1	55,955.00
	Jordan	MAQAM PRODUCTIONS COMPANY	Business and corporate management consultation services	1	64,500.00
	Jordan	Name withheld for security reasons*	Temporary clerical or administrative assistance	1	70,612.50
	Jordan	UNITED NATIONS OFFICE FOR PROJECT	Commercial or industrial facility rental	2	78,661.88
	Kenya	INTERCONTINENTAL HOTEL	Meeting or banquet rooms	1	99,913.47
	Kenya	KENYATTA UNIVERSITY	Meeting or banquet rooms	1	32,400.00
	Kenya	Name withheld for security reasons*	Temporary research and development services	2	72,565.77
	Kenya	Name withheld for security reasons*	Temporary clerical or administrative assistance	1	74,550.00
	Kenya	NATION MEDIA GROUP LTD	Audio visual services	1	32,109.72
	Kenya	RED COURT HOTEL	Meeting or banquet rooms	1	31,304.63
	Kenya	RESULTS FOR AFRICA INSTITUTE (RAI)	Business and corporate management consultation services	1	37,494.86
	Kenya	ROYAL MEDIA SERVICES LTD	Audio visual services	1	42,774.84
	Kenya	SAFARI PARK HOTEL & CASINO	Meeting or banquet rooms	1	31,015.41
	Kenya	SAROVA PANAFRIC	Meeting or banquet rooms	1	54,528.78
	Kenya	SIGHT & SOUND COMPUTERS LTD	Postal and small parcel and courier services	1	57,047.92
	Kenya	SILVER SPRINGS HOTEL	Meeting or banquet rooms	1	37,080.16
	Kenya	THE STANDARD LTD	Audio visual services	1	35,778.18
	Kenya	UNITED NATIONS OFFICES AT NAIROBI	Property management	1	135,455.00
	Kenya	Name withheld for security reasons*	Temporary technician staffing needs	1	36,000.00
	Kuwait	UNITED NATIONS ASSISTANCE MISSION FOR	Surveillance or alarm maintenance or monitoring	1	95,598.00
	Kyrgyzstan	CENTRE OF GENDER STUDIES PA	Business and corporate management consultation services	1	59,695.08
	Lebanon	THE LEBANESE CENTER FOR POLICY STUDIES	Business and corporate management consultation services	1	40,700.00
	Liberia	Educare Liberia	Business and corporate management consultation services	1	50,199.60
	Liberia	H.G. PLAZA	Property management	1	45,624.00
	Malawi	RENNIES TRAVEL	Commercial airplane travel	1	33,266.45
	Malawi	Name withheld for security reasons*	Meeting or banquet rooms	1	58,041.41
	Mali	UNDP MALI	Building maintenance and repair services	1	81,747.82
	Mexico	GROVCA SERVICIOS MULTIDISCIPLINARIOS DE	Temporary clerical or administrative assistance	1	44,334.15
	Mexico	Name withheld for security reasons*	Temporary clerical or administrative assistance	1	40,840.84
	Mexico	Name withheld for security reasons*	Temporary clerical or administrative assistance	1	40,540.55
	Mexico	KOCH OVERSEAS DE MEXICO, S.A. DE C.V.	Commercial airplane travel	1	37,457.56
	Mexico	Name withheld for security reasons*	Permanent professional staff	1	40,141.44
	Mexico	Name withheld for security reasons*	Temporary clerical or administrative assistance	1	30,464.56
	Morocco	BMH Coach	Business and corporate management consultation services	1	45,996.92
	Morocco	CREADH	Business and corporate management consultation services	1	48,455.06
	Morocco	Farah Hotel	Meeting or banquet rooms	1	42,267.00
	Morocco	LE ROYAL MANSOUR MERIDIEN	Meeting or banquet rooms	1	37,555.69
	Morocco	Name withheld for security reasons*	Temporary research and development services	1	42,184.20
	Mozambique	Hoteis Polana S.A.	Meeting or banquet rooms	1	44,552.52
	Nepal	CENTRE FOR VICTIMS OF TORTURE	Business and corporate management consultation services	2	82,293.58
	Nepal	FORUM FOR PROTECTION OF PUBLIC INTEREST	Business and corporate management consultation services	1	139,027.15
	Nepal	FULL BRIGHT CONSULTANCY PVT. LTD	Business and corporate management consultation services	1	49,547.34
	Nepal	IHRICON/SHANTIMALIKA	Business and corporate management consultation services	1	89,396.88
	Nepal	SEARCH FOR COMMON GROUND	Business and corporate management consultation services	1	36,911.51
	Netherlands	ROYAL TROPICAL INSTITUTE	Business and corporate management consultation services	1	250,000.00
	Netherlands	STICHTING CORDAID	Meeting or banquet rooms	1	41,042.40
	New Zealand	Name withheld for security reasons*	Corporate objectives or policy development	1	36,750.00
	Nigeria	CENTRE FOR GENDER WOMEN & CHILDREN SUST.	Business and corporate management consultation services	1	92,943.99
	Nigeria	Name withheld for security reasons*	Meeting or banquet rooms	1	47,875.08
	Nigeria	Name withheld for security reasons*	Temporary technician staffing needs	1	30,600.00
	Nigeria	UNDP REPRESENTATIVE IN NIGERIA	Property management	1	86,502.54
	Norway	NORWEGIAN REFUGEE COUNCIL	Business and corporate management consultation services	1	85,429.00
	Pakistan	AGAHE	Business and corporate management consultation services	1	79,868.83
	Pakistan	Devolution Trust for Community	Business and corporate management consultation services	1	89,521.05
	Pakistan	National Rural Development Program	Business and corporate management consultation services	1	89,788.89
	Pakistan	PAPER COMMUNICATION SYSTEM	Printing	1	43,776.04
	Pakistan	Name withheld for security reasons*	Business and corporate management consultation services	2	261,177.10
	Pakistan	Society for Human Assistance	Business and corporate management consultation services	1	75,732.63
	Pakistan	STRENGTHS INNOVATIONS	Printing	1	41,499.85
	Papua New Guinea	Name withheld for security reasons*	Permanent professional staff	1	30,329.86

\* For security and privacy reasons, the name of the contractor is not displayed when it includes the name of an individual.

AGENCY	Location of Supplier	Name of Contractor	Description of Services	# Contracts	Total Value of Contracts (USD)
<b>UNWOMEN continued</b>					
Papua New Guinea		Name withheld for security reasons*	Permanent professional staff	1	37,140.07
Papua New Guinea		QANTAS AIRWAYS LIMITED	Commercial airplane travel	1	48,647.04
Papua New Guinea		THE UNITED CHURCH IN PNG	Commercial or industrial facility rental	3	140,584.72
Papua New Guinea		THE UNITED CHURCH IN PNG	Property management	1	45,918.77
Papua New Guinea		UNDP REPRESENTATIVE PKG ACCOUNT	Electric utilities	1	42,839.09
Paraguay		Name withheld for security reasons*	Temporary technician staffing needs	1	32,625.00
Peru		Name withheld for security reasons*	Corporate objectives or policy development	4	284,721.32
Russian Federation		Name withheld for security reasons*	Permanent professional staff	1	30,068.38
Russian Federation		RPO "Center for migration research"	Business and corporate management consultation services	1	48,706.21
Rwanda		Name withheld for security reasons*	Corporate objectives or policy development	1	30,000.00
Rwanda		Ministry of Agriculture & Animal	International cooperation services	1	97,135.00
Rwanda		SATGURU TRAVEL & TOURS SERVICE	Commercial airplane travel	1	32,611.93
Senegal		HOTEL NEPTUNE	Meeting or banquet rooms	1	37,983.06
Senegal		Name withheld for security reasons*	Corporate objectives or policy development	2	78,750.00
Senegal		Name withheld for security reasons*	Commercial airplane travel	1	36,336.00
Senegal		SODIMEL INTERNATIONAL SA	Lighting installation services	1	50,537.41
Senegal		STYLE LIVING	Building maintenance and repair services	1	34,873.59
Senegal		VALEA	Electric utilities	1	41,286.56
Serbia		Belgrade Fund for Political Excellence	Business and corporate management consultation services	1	49,998.00
Serbia		BGD CENTAR ZA BEZBEDNOSNU POLITIKU	Business and corporate management consultation services	1	40,307.00
Sierra Leone		UNHCR	Property management	1	42,945.63
South Africa		Name withheld for security reasons*	Corporate objectives or policy development	1	60,000.00
South Africa		WORLD FOOD PROGRAMME	Property management	2	154,721.48
South Sudan		Name withheld for security reasons*	Commercial or industrial facility rental	1	102,000.00
South Sudan		Agrolife Company LTD	Public institutions services	1	88,434.34
South Sudan		BCD Travel LTD	Commercial airplane travel	1	30,785.00
South Sudan		MFI OFFICE SOLUTIONS	Technical support or help desk services	2	107,896.50
South Sudan		NYG Construction and General Trading LTD	Commercial and office building new construction service	1	135,605.50
Spain		Name withheld for security reasons*	Temporary technician staffing needs	1	67,926.67
Spain		ENRED CONSULTORIA, S.L	Business and corporate management consultation services	1	137,763.00
Spain		Name withheld for security reasons*	Temporary technician staffing needs	1	46,730.04
Spain		INSTITUTO DE FORMACION INTEGRAL, S.L.U	Business and corporate management consultation services	1	130,080.00
Spain		Name withheld for security reasons*	Temporary clerical or administrative assistance	1	40,053.05
Spain		Name withheld for security reasons*	Corporate objectives or policy development	1	42,000.00
Palestine (State of)		AGILITY MANAGEMENT AND FINANCIAL	Business and corporate management consultation services	1	35,326.00
Palestine (State of)		Name withheld for security reasons*	Temporary research and development services	1	41,500.00
Palestine (State of)		Name withheld for security reasons*	Corporate objectives or policy development	1	35,000.00
Palestine (State of)		MA'AN DEVELOPMENT CENTER	Business and corporate management consultation services	1	62,258.00
Palestine (State of)		Name withheld for security reasons*	Temporary clerical or administrative assistance	1	39,050.00
Palestine (State of)		WORLD FOOD PROGRAMME - OPT	Property management	1	71,143.33
Sudan		GADAREF UNIVERSITY-FACULTY OF COMM. DEV.	Business and corporate management consultation services	1	37,046.63
Sweden		Name withheld for security reasons*	Commercial airplane travel	1	36,292.00
Sweden		Name withheld for security reasons*	Corporate objectives or policy development	1	32,101.20
Switzerland		Democratic Control of Armed Forces	Business and corporate management consultation services	1	39,753.00
Switzerland		S & H SARL	Business and corporate management consultation services	1	44,687.50
Switzerland		SWISSPEACE	International relations and cooperation	1	31,131.00
Thailand		Name withheld for security reasons*	Permanent professional staff	1	42,624.88
Thailand		Name withheld for security reasons*	Permanent professional staff	1	48,015.83
Thailand		Name withheld for security reasons*	Permanent professional staff	1	32,975.52
Thailand		Media Inside Out Group	Business and corporate management consultation services	1	32,060.00
Thailand		Name withheld for security reasons*	Permanent professional staff	1	47,821.48
Thailand		Name withheld for security reasons*	Permanent professional staff	1	46,365.99
Thailand		Name withheld for security reasons*	Permanent professional staff	1	30,726.02
Thailand		Name withheld for security reasons*	Permanent professional staff	1	46,577.80
Thailand		Name withheld for security reasons*	Permanent professional staff	1	42,967.89
Thailand		Name withheld for security reasons*	Permanent professional staff	1	30,362.28
Thailand		UNESCAP	Building maintenance and repair services	1	44,622.00
Fmr Yugoslav Rep. Macedonia		Institute for Sociological, Political and	Business and corporate management consultation services	1	30,011.40
Timor-Leste		Name withheld for security reasons*	Corporate objectives or policy development	1	30,240.00
Tunisia		CENTER OF ARAB WOMEN FOR TRAINING	Business and corporate management consultation services	2	107,129.30
Turkey		Name withheld for security reasons*	Temporary research and development services	1	55,546.10
Turkey		Name withheld for security reasons*	Permanent professional staff	1	33,367.60
Turkey		Name withheld for security reasons*	Permanent professional staff	1	37,393.74
Turkey		Name withheld for security reasons*	Temporary research and development services	1	43,347.75
Uganda		Name withheld for security reasons*	Property management	1	52,000.00
Uganda		Name withheld for security reasons*	Temporary clerical or administrative assistance	1	60,400.00
Uganda		BOMAH HOTEL	Meeting or banquet rooms	1	31,304.63
Uganda		IMPERIAL RESORT BEACH HOTEL	Meeting or banquet rooms	2	117,762.88
United Kingdom		AIDS STRATEGY ADVOCACY AND POLICY LTD	Business and corporate management consultation services	1	39,901.00
United Kingdom		Name withheld for security reasons*	Temporary clerical or administrative assistance	1	65,250.00
United Kingdom		Name withheld for security reasons*	Corporate objectives or policy development	1	30,594.00
United Kingdom		Name withheld for security reasons*	Corporate objectives or policy development	1	34,700.00
United Kingdom		INSTITUTE OF DEVELOPMENT STUDIES	Business and corporate management consultation services	1	239,995.80
United Kingdom		INTERNATIONAL ALERT	Meeting or banquet rooms	1	112,763.58
United Kingdom		INTERNATIONAL ORGANISATION DEVELOP. LTD	Business and corporate management consultation services	1	132,479.60
United Kingdom		Name withheld for security reasons*	Year end audits	1	192,065.00
United Kingdom		Name withheld for security reasons*	Corporate objectives or policy development	1	54,845.00
United Kingdom		OVERSEAS DEVELOPMENT INSTITUTE	Business and corporate management consultation services	1	122,626.18
United Kingdom		PRIME PRODUCTION LTD.	Writing and translations	3	174,711.28
United Kingdom		WORLD ASS OF GIRL GUIDES AND GIRL SCOUTS	Public institutions services	1	40,000.00
United Republic of Tanzania		Name withheld for security reasons*	Meeting or banquet rooms	1	57,253.85
United Republic of Tanzania		UNDP TANZANIA	Property management	1	52,174.58
United States of America		ADVIZING IT	Computer software licensing service	1	81,869.87
United States of America		Name withheld for security reasons*	Temporary clerical or administrative assistance	1	49,481.25
United States of America		Name withheld for security reasons*	Temporary clerical or administrative assistance	1	184,420.00
United States of America		AT&T MOBILITY	Mobile communications services	1	191,600.00
United States of America		CARNEGIE MELLON UNIVERSITY	Public institutions services	1	40,000.00
United States of America		Name withheld for security reasons*	Temporary clerical or administrative assistance	1	31,943.75
United States of America		Name withheld for security reasons*	Temporary clerical or administrative assistance	1	30,667.50
United States of America		Community System Foundation	Computer software licensing service	1	131,548.00
United States of America		COMPUNNEL SOFTWARE GROUP, INC	Business and corporate management consultation services	1	88,000.00
United States of America		CONSOLIDATED GRAPHICS, INC.	Printing	2	86,230.00
United States of America		Name withheld for security reasons*	Corporate objectives or policy development	1	32,120.00
United States of America		Name withheld for security reasons*	Temporary clerical or administrative assistance	1	40,500.00
United States of America		EMERGING MARKETS COMMUNICATIONS	Technical support or help desk services	1	56,256.00
United States of America		Name withheld for security reasons*	Temporary clerical or administrative assistance	1	90,110.24
United States of America		FREE IRAQ FOUNDATION	Business and corporate management consultation services	2	157,477.00
United States of America		GLOBAL NETWORK OF WOMEN PEACEBUILDERS	Business and corporate management consultation services	1	30,000.00
United States of America		Name withheld for security reasons*	Temporary clerical or administrative assistance	1	61,335.00
United States of America		Name withheld for security reasons*	Temporary clerical or administrative assistance	1	36,790.00
United States of America		Name withheld for security reasons*	Temporary clerical or administrative assistance	1	53,831.25
United States of America		Name withheld for security reasons*	Temporary clerical or administrative assistance	1	48,000.00
United States of America		Name withheld for security reasons*	Temporary technician staffing needs	1	60,000.00
United States of America		Name withheld for security reasons*	Temporary clerical or administrative assistance	1	38,062.50
United States of America		Name withheld for security reasons*	Temporary clerical or administrative assistance	1	48,904.50
United States of America		Name withheld for security reasons*	Temporary research and development services	1	39,150.00
United States of America		Name withheld for security reasons*	Temporary research and development services	1	33,475.00
United States of America		Name withheld for security reasons*	Temporary technician staffing needs	1	34,450.00
United States of America		Name withheld for security reasons*	Temporary clerical or administrative assistance	1	76,337.50
United States of America		Name withheld for security reasons*	Permanent professional staff	1	38,062.50
United States of America		Name withheld for security reasons*	Temporary clerical or administrative assistance	1	68,512.50
United States of America		Name withheld for security reasons*	Corporate objectives or policy development	1	33,000.00
United States of America		MASSACHUSETTS MUTUAL LIFE INSURANCE CO.	Meeting or banquet rooms	1	112,000.00
United States of America		Name withheld for security reasons*	Temporary clerical or administrative assistance	1	47,950.00
United States of America		Name withheld for security reasons*	Temporary clerical or administrative assistance	1	44,752.50

\* For security and privacy reasons, the name of the contractor is not displayed when it includes the name of an individual.

2013 | Major contracts for services and works by UN organization

AGENCY	Location of Supplier	Name of Contractor	Description of Services	# Contracts	Total Value of Contracts (USD)
<b>UNWOMEN continued</b>					
	United States of America	Name withheld for security reasons*	Commercial and office building new construction service	1	106,358.35
	United States of America	Name withheld for security reasons*	Temporary clerical or administrative assistance	1	43,050.00
	United States of America	NTT AMERICA	Business and corporate management consultation services	1	30,100.00
	United States of America	Name withheld for security reasons*	Temporary research and development services	1	38,261.22
	United States of America	P & D CONSULTING SERVICES, INC.	Business and corporate management consultation services	3	102,264.25
	United States of America	P & D CONSULTING SERVICES, INC.	Temporary research and development services	1	44,550.00
	United States of America	PEACE OPERATIONS TRAINING INSTITUTE	Business and corporate management consultation services	1	61,200.00
	United States of America	Name withheld for security reasons*	Temporary clerical or administrative assistance	1	39,000.00
	United States of America	PNY III, LP D/B/A HILTON MANHATTAN EAST	Meeting facilities	1	54,104.00
	United States of America	Name withheld for security reasons*	Temporary clerical or administrative assistance	1	34,920.00
	United States of America	Name withheld for security reasons*	Business and corporate management consultation services	1	31,488.00
	United States of America	Name withheld for security reasons*	Temporary clerical or administrative assistance	1	82,791.88
	United States of America	Name withheld for security reasons*	Temporary clerical or administrative assistance	1	37,375.00
	United States of America	Name withheld for security reasons*	Temporary clerical or administrative assistance	2	93,625.00
	United States of America	Name withheld for security reasons*	Corporate objectives or policy development	1	30,450.00
	United States of America	SECURE DNA CONSULTING, INC.	Business and corporate management consultation services	2	227,700.00
	United States of America	Name withheld for security reasons*	Temporary clerical or administrative assistance	1	80,437.50
	United States of America	Name withheld for security reasons*	Temporary clerical or administrative assistance	1	30,667.50
	United States of America	Name withheld for security reasons*	Temporary clerical or administrative assistance	1	38,775.00
	United States of America	SIERRA BRAVO CORPORATION	Computer or network or internet security	1	69,853.00
	United States of America	SLG 220 NEWS OWNER LLC	Property management	2	3,818,054.39
	United States of America	SOCIAL SCIENCE CONSULTANTS	Business and corporate management consultation services	3	114,666.00
	United States of America	T&G INDUSTRIES, INC/D/B/A	Computer or network or internet security	1	120,000.00
	United States of America	Name withheld for security reasons*	Corporate objectives or policy development	1	53,216.00
	United States of America	TRIGYN TECHNOLOGIES INC.	Business and corporate management consultation services	8	731,412.92
	United States of America	UNITED NATIONS GENERAL FUND	Audio visual services	1	50,000.00
	United States of America	United Nations System Staff College	Meeting or banquet rooms	1	49,300.00
	United States of America	UNIVERSITY OF FLORIDA	Business and corporate management consultation services	1	30,000.00
	United States of America	UNIVERSITY OF FLORIDA	International relations and cooperation	1	98,500.00
	United States of America	VNO RENT RECEIPT	Property management	1	985,714.24
	United States of America	VOCUS INC	Advertising campaign services	1	38,000.00
	Uruguay	Name withheld for security reasons*	Temporary clerical or administrative assistance	1	32,937.00
	Vanuatu	Name withheld for security reasons*	Permanent professional staff	1	44,889.47
	Vanuatu	Name withheld for security reasons*	Permanent professional staff	2	95,638.52
	Zimbabwe	Name withheld for security reasons*	Temporary technician staffing needs	1	52,822.00
	Zimbabwe	Name withheld for security reasons*	Temporary research and development services	1	34,916.68
<b>UNWTO</b>					
	Belgium	Van Breda creditor	Life and health and accident insurance	1	1,151,134.73
	Germany	WERLE DESIGN INTERNATIONAL	Layout or graphics editing services	1	69,271.52
	Spain	Delaware	Information technology consultation services	1	48,986.78
	Spain	DHL EXPRESS MADRID SPAIN, S.L.	Mailing or mail pick up or delivery services	1	50,291.72
	Spain	GAR Y ASOCIADOS CONSULTORES	Information technology consultation services	1	49,008.01
	Spain	IA Viajes / Zeppelin	Travel agencies	1	168,938.33
	Spain	IMPACTO CREATIVO	Layout or graphics editing services	1	79,403.11
	Spain	LIMPIEZAS ALARCON	Floor cleaning services	1	126,519.74
	Spain	METAPRESS	World wide web WWW site operation host services	1	78,994.04
	Spain	Movistar	Local and long distance telephone communications	1	112,126.34
	Spain	Presstour	Travel agencies	1	517,489.64
	Spain	TRES PUNTO UNO	Building cleaning services	1	247,719.96
	Spain	XEROX ESPANA, S.A.U.	Printer, scanner and multifunctional equipment maintenance	1	50,089.79
<b>WHO</b>					
	Afghanistan	N/A	Building maintenance service	4	133,785.95
	Afghanistan	N/A	Healthcare Services	26	2,631,031.35
	Afghanistan	N/A	Management, Business Professionals, Administrative Services	28	2,670,867.95
	Albania	N/A	Healthcare Services	1	38,025.00
	Algeria	N/A	Healthcare Services	1	42,676.98
	Algeria	N/A	Transportation and Storage and Mail Services	1	30,328.03
	Angola	N/A	Building maintenance service	1	55,331.24
	Angola	N/A	Financial accounting service	1	35,000.00
	Angola	N/A	Healthcare Services	2	129,441.64
	Argentina	N/A	Healthcare Services	2	108,000.00
	Australia	N/A	Financial accounting service	2	78,449.77
	Australia	N/A	Healthcare Services	33	2,844,432.11
	Australia	N/A	Human resources services	1	34,767.00
	Australia	N/A	Management, Business Professionals, Administrative Services	4	218,458.00
	Austria	N/A	Healthcare Services	2	85,000.00
	Azerbaijan	N/A	Healthcare Services	1	42,097.96
	Bangladesh	N/A	Healthcare Services	10	1,475,838.67
	Belgium	N/A	Healthcare Services	14	11,376,918.17
	Belgium	N/A	Management, Business Professionals, Administrative Services	11	1,033,351.39
	Benin	N/A	Healthcare Services	5	386,454.00
	Benin	N/A	Management, Business Professionals, Administrative Services	3	210,049.57
	Bhutan	N/A	Healthcare Services	1	40,000.00
	Botswana	N/A	Healthcare Services	2	662,827.59
	Botswana	N/A	Meeting facilities	1	45,176.39
	Brazil	N/A	Healthcare Services	8	2,034,003.10
	Bulgaria	N/A	Healthcare Services	1	128,700.00
	Burkina Faso	N/A	Building maintenance service	5	304,142.66
	Burkina Faso	N/A	Healthcare Services	5	436,221.06
	Burkina Faso	N/A	Management, Business Professionals, Administrative Services	4	270,864.08
	Côte d'Ivoire	N/A	Building maintenance service	3	225,021.89
	Côte d'Ivoire	N/A	Healthcare Services	7	507,943.13
	Côte d'Ivoire	N/A	Management, Business Professionals, Administrative Services	3	170,614.51
	Côte d'Ivoire	N/A	Transportation and Storage and Mail Services	6	318,426.58
	Cabo Verde	N/A	Building maintenance service	1	30,671.38
	Cambodia	N/A	Healthcare Services	16	3,032,492.98
	Cambodia	N/A	Meeting facilities	1	37,008.65
	Cameroon	N/A	Building maintenance service	1	30,328.03
	Cameroon	N/A	Healthcare Services	2	198,620.04
	Cameroon	N/A	Management, Business Professionals, Administrative Services	2	72,023.46
	Cameroon	N/A	Meeting facilities	1	64,141.00
	Canada	N/A	Editorial and Design and Graphic and Fine Art Services	1	36,233.00
	Canada	N/A	Financial accounting service	1	49,032.58
	Canada	N/A	Healthcare Services	20	7,105,619.11
	Canada	N/A	Management, Business Professionals, Administrative Services	3	907,700.00
	Central African Republic	N/A	Healthcare Services	4	400,173.00
	Central African Republic	N/A	Management, Business Professionals, Administrative Services	1	293,492.83
	Central African Republic	N/A	Quality control	1	139,452.00
	Chad	N/A	Building maintenance service	1	84,260.36
	Chad	N/A	Healthcare Services	3	133,014.83
	China	N/A	Building maintenance service	4	310,267.74
	China	N/A	Financial accounting service	1	105,000.00
	China	N/A	Healthcare Services	15	1,637,612.58
	China	N/A	Management, Business Professionals, Administrative Services	1	37,184.99
	China	N/A	Meeting facilities	2	101,172.10
	China	N/A	Quality control	1	75,903.00
	China	N/A	Writing and translations	2	79,323.82
	China (Hong Kong)	N/A	Healthcare Services	1	43,000.00
	Colombia	N/A	Healthcare Services	4	289,236.00
	Comoros	N/A	Healthcare Services	2	99,900.00
	Congo	N/A	Building maintenance service	21	4,416,002.96
	Congo	N/A	Financial asset management service	2	113,055.52
	Congo	N/A	Healthcare Services	1	34,759.06
	Congo	N/A	Management, Business Professionals, Administrative Services	1	31,324.30
	Congo	N/A	Meeting facilities	3	126,200.00

\* For security and privacy reasons, the name of the contractor is not displayed when it includes the name of an individual.



AGENCY				Total Value of
Location of Supplier	Name of Contractor	Description of Services	# Contracts	Contracts (USD)
<b>WHO continued</b>				
Congo	N/A	Transportation and Storage and Mail Services	1	64,250.59
Costa Rica	N/A	Healthcare Services	1	125,000.00
Croatia	N/A	Healthcare Services	2	93,228.00
Croatia	N/A	Meeting facilities	1	69,393.99
Czech Republic	N/A	Healthcare Services	1	53,820.00
Dem. People's Rep. of Korea	N/A	Building maintenance service	1	39,518.39
Dem. People's Rep. of Korea	N/A	Management, Business Professionals, Administrative Services	1	63,241.11
Democratic Rep. of the Congo	N/A	Financial accounting service	2	152,130.00
Democratic Rep. of the Congo	N/A	Healthcare Services	17	2,201,751.00
Democratic Rep. of the Congo	N/A	Transportation and Storage and Mail Services	2	76,284.48
Denmark	N/A	Building maintenance service	11	1,771,869.83
Denmark	N/A	Computer services	10	640,443.74
Denmark	N/A	Editorial and Design and Graphic and Fine Art Services	1	39,843.44
Denmark	N/A	Healthcare Services	7	1,052,181.88
Denmark	N/A	Human resources services	1	39,897.00
Denmark	N/A	Management, Business Professionals, Administrative Services	2	87,121.34
Denmark	N/A	Writing and translations	1	31,282.00
Djibouti	N/A	Building maintenance service	2	144,620.72
Dominican Republic	N/A	Healthcare Services	1	69,891.00
Egypt	N/A	Building maintenance service	2	96,221.38
Egypt	N/A	Computer services	5	306,345.89
Egypt	N/A	Healthcare Services	19	910,872.26
Egypt	N/A	Management, Business Professionals, Administrative Services	7	1,583,129.82
Equatorial Guinea	N/A	Building maintenance service	2	1,311,146.01
Equatorial Guinea	N/A	Management, Business Professionals, Administrative Services	1	39,752.03
Eritrea	N/A	Management, Business Professionals, Administrative Services	1	47,409.33
Estonia	N/A	Healthcare Services	1	43,766.58
Ethiopia	N/A	Healthcare Services	9	749,764.92
Ethiopia	N/A	Management, Business Professionals, Administrative Services	14	913,558.95
Ethiopia	N/A	Meeting facilities	1	100,788.00
Fiji	N/A	Building maintenance service	2	76,018.95
Fiji	N/A	Healthcare Services	8	438,807.84
Fiji	N/A	Management, Business Professionals, Administrative Services	1	32,997.18
Fiji	N/A	Meeting facilities	1	34,153.01
Finland	N/A	Computer services	1	38,591.92
Finland	N/A	Healthcare Services	2	98,058.99
Finland	N/A	Management, Business Professionals, Administrative Services	1	219,052.28
Finland	N/A	Meeting facilities	2	329,734.29
France	N/A	Healthcare Services	59	21,459,622.29
France	N/A	Human resources services	1	41,400.00
France	N/A	Management, Business Professionals, Administrative Services	2	598,568.32
France	N/A	Meeting facilities	2	108,501.03
France	N/A	Telecommunications media services	1	165,782.49
France	N/A	Transportation and Storage and Mail Services	2	277,855.63
Georgia	N/A	Meeting facilities	1	48,725.00
Germany	N/A	Healthcare Services	20	10,938,744.00
Germany	N/A	Quality control	1	178,807.95
Ghana	N/A	Healthcare Services	2	112,797.01
Ghana	N/A	Management, Business Professionals, Administrative Services	2	132,332.64
Ghana	N/A	Meeting facilities	1	56,642.00
Greece	N/A	Management, Business Professionals, Administrative Services	1	64,416.89
Guatemala	N/A	Management, Business Professionals, Administrative Services	1	39,000.00
Guinea	N/A	Human resources services	1	35,020.00
Guinea-Bissau	N/A	Healthcare Services	1	34,012.93
Guinea-Bissau	N/A	Management, Business Professionals, Administrative Services	3	104,661.01
Guyana	N/A	Healthcare Services	1	346,498.20
Hungary	N/A	Healthcare Services	1	37,874.00
Hungary	N/A	Management, Business Professionals, Administrative Services	1	54,000.00
India	N/A	Building maintenance service	26	2,386,115.98
India	N/A	Computer services	2	72,192.27
India	N/A	Financial asset management service	1	41,610.72
India	N/A	Healthcare Services	47	12,929,919.84
India	N/A	Human resources services	1	37,814.47
India	N/A	Management, Business Professionals, Administrative Services	3	158,852.73
India	N/A	Meeting facilities	5	218,833.95
India	N/A	Telecommunications media services	1	42,782.50
India	N/A	Transportation and Storage and Mail Services	1	58,843.85
India	N/A	Writing and translations	8	643,355.71
Indonesia	N/A	Building maintenance service	3	107,878.99
Indonesia	N/A	Financial accounting service	1	75,321.01
Indonesia	N/A	Healthcare Services	6	1,119,403.56
Indonesia	N/A	Meeting facilities	1	41,253.45
Iran (Islamic Republic of)	N/A	Healthcare Services	2	131,771.16
Iraq	N/A	Healthcare Services	2	644,790.47
Ireland	N/A	Healthcare Services	3	139,456.00
Ireland	N/A	Management, Business Professionals, Administrative Services	2	1,178,063.32
Ireland	N/A	Telecommunications media services	1	149,934.81
Israel	N/A	Building maintenance service	2	94,666.00
Israel	N/A	Healthcare Services	5	500,494.76
Israel	N/A	Human resources services	1	58,035.00
Italy	N/A	Building maintenance service	2	145,832.00
Italy	N/A	Financial asset management service	5	266,238.34
Italy	N/A	Healthcare Services	23	2,471,105.08
Italy	N/A	Human resources services	1	49,000.00
Italy	N/A	Management, Business Professionals, Administrative Services	6	425,801.64
Italy	N/A	Quality control	1	202,855.00
Italy	N/A	Transportation and Storage and Mail Services	1	43,170.22
Japan	N/A	Healthcare Services	5	264,469.16
Japan	N/A	Meeting facilities	4	208,867.81
Jordan	N/A	Building maintenance service	4	675,850.02
Jordan	N/A	Healthcare Services	12	6,799,382.24
Jordan	N/A	Management, Business Professionals, Administrative Services	14	1,252,108.59
Jordan	N/A	Transportation and Storage and Mail Services	6	356,512.00
Kazakhstan	N/A	Healthcare Services	2	103,700.00
Kenya	N/A	Building maintenance service	1	54,925.90
Kenya	N/A	Financial accounting service	1	79,866.04
Kenya	N/A	Healthcare Services	27	3,449,674.50
Kenya	N/A	Management, Business Professionals, Administrative Services	7	475,755.75
Kenya	N/A	Meeting facilities	4	279,958.31
Kenya	N/A	Quality control	3	185,803.00
Kenya	N/A	Telecommunications media services	2	174,023.62
Kenya	N/A	Transportation and Storage and Mail Services	3	118,338.39
Kyrgyzstan	N/A	Healthcare Services	5	313,272.00
Kyrgyzstan	N/A	Transportation and Storage and Mail Services	1	33,266.00
Lao People's Democratic Rep.	N/A	Building maintenance service	4	240,772.17
Lao People's Democratic Rep.	N/A	Computer services	1	31,506.99
Lao People's Democratic Rep.	N/A	Healthcare Services	3	143,106.40
Lebanon	N/A	Healthcare Services	6	1,659,703.00
Lebanon	N/A	Management, Business Professionals, Administrative Services	16	625,147.31
Lesotho	N/A	Healthcare Services	1	299,794.50
Liberia	N/A	Healthcare Services	1	50,000.00
Liberia	N/A	Management, Business Professionals, Administrative Services	2	121,717.54
Libya	N/A	Building maintenance service	4	166,047.52
Libya	N/A	Healthcare Services	3	377,560.00
Lithuania	N/A	Healthcare Services	1	45,600.00

\* For security and privacy reasons, the name of the contractor is not displayed when it includes the name of an individual.

2013 | Major contracts for services and works by UN organization

AGENCY	Location of Supplier	Name of Contractor	Description of Services	# Contracts	Total Value of Contracts (USD)
WHO continued					
	Luxembourg	N/A	Healthcare Services	1	53,619.30
	Madagascar	N/A	Building maintenance service	6	421,150.74
	Madagascar	N/A	Healthcare Services	2	83,395.94
	Madagascar	N/A	Management, Business Professionals, Administrative Services	6	246,049.88
	Malawi	N/A	Building maintenance service	1	31,558.58
	Malawi	N/A	Healthcare Services	3	556,393.06
	Malaysia	N/A	Computer services	1	45,682.45
	Malaysia	N/A	Financial accounting service	1	44,219.05
	Malaysia	N/A	Healthcare Services	5	229,253.33
	Malaysia	N/A	Management, Business Professionals, Administrative Services	2	377,102.37
	Mali	N/A	Financial asset management service	3	131,481.83
	Mali	N/A	Freight fee	1	42,275.68
	Mali	N/A	Healthcare Services	7	555,768.25
	Mali	N/A	Management, Business Professionals, Administrative Services	1	30,551.53
	Malta	N/A	Healthcare Services	1	103,500.03
	Mauntania	N/A	Healthcare Services	2	76,866.00
	Mauntius	N/A	Computer services	1	30,730.00
	Mexico	N/A	Healthcare Services	5	1,357,549.38
	Mongolia	N/A	Healthcare Services	2	73,314.32
	Morocco	N/A	Healthcare Services	1	30,000.00
	Mozambique	N/A	Healthcare Services	5	1,254,423.70
	Mozambique	N/A	Management, Business Professionals, Administrative Services	1	59,437.25
	Myanmar	N/A	Healthcare Services	4	381,953.67
	Myanmar	N/A	Management, Business Professionals, Administrative Services	3	1,201,955.62
	Nepal	N/A	Healthcare Services	5	1,299,440.94
	Netherlands	N/A	Healthcare Services	62	24,314,244.11
	Netherlands	N/A	Management, Business Professionals, Administrative Services	13	1,224,255.77
	Netherlands	N/A	Quality control	1	34,966.89
	New Zealand	N/A	Healthcare Services	8	344,452.01
	New Zealand	N/A	Quality control	1	65,084.05
	Nicaragua	N/A	Healthcare Services	1	80,500.00
	Niger	N/A	Building maintenance service	1	92,257.00
	Niger	N/A	Healthcare Services	1	100,000.00
	Nigeria	N/A	Building maintenance service	1	143,337.86
	Nigeria	N/A	Computer services	1	44,902.79
	Nigeria	N/A	Financial asset management service	1	104,631.41
	Nigeria	N/A	Healthcare Services	16	3,476,638.15
	Nigeria	N/A	Management, Business Professionals, Administrative Services	1	62,622.00
	Nigeria	N/A	Transportation and Storage and Mail Services	10	408,042.54
	Norway	N/A	Financial accounting service	13	4,252,052.37
	Norway	N/A	Healthcare Services	3	332,792.00
	Oman	N/A	Healthcare Services	1	32,500.00
	Pakistan	N/A	Building maintenance service	4	2,122,982.03
	Pakistan	N/A	Healthcare Services	32	4,672,044.47
	Pakistan	N/A	Management, Business Professionals, Administrative Services	1	32,185.04
	Panama	N/A	Healthcare Services	1	100,000.00
	Papua New Guinea	N/A	Building maintenance service	3	98,523.39
	Peru	N/A	Healthcare Services	2	298,451.00
	Philippines	N/A	Building maintenance service	16	2,077,327.65
	Philippines	N/A	Computer services	3	204,816.23
	Philippines	N/A	Healthcare Services	28	1,696,826.79
	Philippines	N/A	Human resources services	1	42,820.93
	Philippines	N/A	Management, Business Professionals, Administrative Services	10	855,281.69
	Philippines	N/A	Meeting facilities	2	69,476.94
	Philippines	N/A	Transportation and Storage and Mail Services	3	172,096.90
	Portugal	N/A	Building maintenance service	1	291,777.19
	Portugal	N/A	Healthcare Services	4	220,059.18
	Portugal	N/A	Management, Business Professionals, Administrative Services	1	86,005.43
	Republic of Korea	N/A	Healthcare Services	5	248,150.00
	Republic of Moldova	N/A	Healthcare Services	4	352,742.20
	Republic of Moldova	N/A	Meeting facilities	1	47,509.01
	Romania	N/A	Healthcare Services	1	500,000.00
	Russian Federation	N/A	Building maintenance service	3	1,498,205.13
	Russian Federation	N/A	Healthcare Services	11	1,842,901.83
	Russian Federation	N/A	Meeting facilities	1	57,273.17
	Russian Federation	N/A	Telecommunications media services	6	292,799.47
	Rwanda	N/A	Financial asset management service	2	178,794.77
	Rwanda	N/A	Healthcare Services	1	125,026.08
	Senegal	N/A	Healthcare Services	4	257,429.73
	Senegal	N/A	Management, Business Professionals, Administrative Services	1	30,626.48
	Senegal	N/A	Meeting facilities	2	121,287.00
	Serbia	N/A	Healthcare Services	2	789,600.03
	Sierra Leone	N/A	Building maintenance service	3	140,757.52
	Sierra Leone	N/A	Healthcare Services	2	219,244.19
	Sierra Leone	N/A	Management, Business Professionals, Administrative Services	1	63,209.30
	Singapore	N/A	Healthcare Services	1	30,000.00
	Solomon Islands	N/A	Healthcare Services	1	69,921.00
	Solomon Islands	N/A	Management, Business Professionals, Administrative Services	1	51,238.49
	Somalia	N/A	Building maintenance service	3	182,233.28
	Somalia	N/A	Computer services	1	2,058,085.00
	Somalia	N/A	Financial accounting service	11	638,807.00
	Somalia	N/A	Healthcare Services	14	1,281,364.00
	Somalia	N/A	Management, Business Professionals, Administrative Services	1	66,000.00
	South Africa	N/A	Healthcare Services	26	2,973,083.28
	South Africa	N/A	Management, Business Professionals, Administrative Services	6	351,021.60
	South Africa	N/A	Meeting facilities	2	77,569.66
	South Africa	N/A	Quality control	1	47,800.00
	South Sudan	N/A	Building maintenance service	4	1,468,646.37
	South Sudan	N/A	Editorial and Design and Graphic and Fine Art Services	1	49,600.00
	South Sudan	N/A	Healthcare Services	12	2,143,694.00
	South Sudan	N/A	Management, Business Professionals, Administrative Services	4	605,926.77
	Spain	N/A	Healthcare Services	37	2,102,230.88
	Sri Lanka	N/A	Building maintenance service	2	103,092.98
	Palestine (State of)	N/A	Healthcare Services	1	58,260.30
	Sudan	N/A	Building maintenance service	1	120,000.00
	Sudan	N/A	Healthcare Services	34	2,627,663.65
	Swaziland	N/A	Healthcare Services	3	1,365,181.34
	Swaziland	N/A	Management, Business Professionals, Administrative Services	3	161,767.72
	Sweden	N/A	Healthcare Services	6	273,036.80
	Switzerland	N/A	Building maintenance service	36	12,009,707.87
	Switzerland	N/A	Computer services	18	4,780,920.59
	Switzerland	N/A	Editorial and Design and Graphic and Fine Art Services	1	84,695.06
	Switzerland	N/A	Financial accounting service	20	2,498,678.24
	Switzerland	N/A	Financial asset management service	1	116,032.00
	Switzerland	N/A	Healthcare Services	221	36,405,532.59
	Switzerland	N/A	Human resources services	8	1,584,594.41
	Switzerland	N/A	Management, Business Professionals, Administrative Services	51	11,365,469.40
	Switzerland	N/A	Meeting facilities	17	2,010,206.02
	Switzerland	N/A	Telecommunications media services	3	225,376.65
	Switzerland	N/A	Transportation and Storage and Mail Services	26	2,367,181.09
	Syrian Arab Republic	N/A	Healthcare Services	25	1,762,194.41
	Tajikistan	N/A	Healthcare Services	4	379,026.47
	Tajikistan	N/A	Meeting facilities	1	60,332.29
	Thailand	N/A	Healthcare Services	18	4,120,643.26
	Thailand	N/A	Management, Business Professionals, Administrative Services	2	137,126.19

\* For security and privacy reasons, the name of the contractor is not displayed when it includes the name of an individual.

AGENCY	Location of Supplier	Name of Contractor	Description of Services	# Contracts	Total Value of Contracts (USD)
<b>WHO continued</b>					
	Thailand	N/A	Meeting facilities	3	178,204.29
	Fmr Yugoslav Rep. Macedonia	N/A	Healthcare Services	1	49,339.00
	Togo	N/A	Healthcare Services	1	50,271.96
	Tunisia	N/A	Building maintenance service	1	44,460.72
	Tunisia	N/A	Healthcare Services	2	191,216.82
	Turkey	N/A	Building maintenance service	1	54,792.05
	Turkey	N/A	Computer services	1	41,461.54
	Turkey	N/A	Healthcare Services	11	779,391.09
	Turkey	N/A	Management, Business Professionals, Administrative Services	1	35,059.70
	Turkey	N/A	Meeting facilities	12	887,294.20
	Turkmenistan	N/A	Computer services	1	35,493.00
	Uganda	N/A	Healthcare Services	24	7,285,398.54
	Uganda	N/A	Management, Business Professionals, Administrative Services	5	430,329.00
	Uganda	N/A	Meeting facilities	1	54,168.00
	Ukraine	N/A	Computer services	1	50,000.00
	Ukraine	N/A	Healthcare Services	4	566,244.64
	Ukraine	N/A	Meeting facilities	1	53,136.98
	United Arab Emirates	N/A	Healthcare Services	5	1,568,670.20
	United Arab Emirates	N/A	Management, Business Professionals, Administrative Services	3	226,630.01
	United Arab Emirates	N/A	Meeting facilities	2	219,596.89
	United Kingdom	N/A	Computer services	10	551,872.19
	United Kingdom	N/A	Editorial and Design and Graphic and Fine Art Services	2	81,386.47
	United Kingdom	N/A	Financial accounting service	1	70,380.00
	United Kingdom	N/A	Financial asset management service	3	172,982.71
	United Kingdom	N/A	Healthcare Services	116	11,760,682.07
	United Kingdom	N/A	Human resources services	4	283,007.58
	United Kingdom	N/A	Management, Business Professionals, Administrative Services	8	574,440.05
	United Kingdom	N/A	Meeting facilities	1	42,955.04
	United Kingdom	N/A	Telecommunications media services	1	38,338.66
	United Republic of Tanzania	N/A	Building maintenance service	3	120,354.50
	United Republic of Tanzania	N/A	Computer services	3	342,595.38
	United Republic of Tanzania	N/A	Financial accounting service	1	55,200.00
	United Republic of Tanzania	N/A	Healthcare Services	5	1,032,338.96
	United Republic of Tanzania	N/A	Management, Business Professionals, Administrative Services	1	88,202.87
	United Republic of Tanzania	N/A	Meeting facilities	1	40,690.00
	United Republic of Tanzania	N/A	Writing and translations	1	37,767.36
	United States of America	N/A	Building maintenance service	2	203,880.00
	United States of America	N/A	Healthcare Services	147	67,368,101.94
	United States of America	N/A	Human resources services	3	289,277.00
	United States of America	N/A	Management, Business Professionals, Administrative Services	14	1,766,745.54
	United States of America	N/A	Meeting facilities	2	107,215.50
	United States of America	N/A	Quality control	1	70,756.97
	Unspecified Countries	N/A	Building maintenance service	1	40,457.00
	Unspecified Countries	N/A	Healthcare Services	2	81,446.02
	Uruguay	N/A	Healthcare Services	1	63,989.19
	Uruguay	N/A	Meeting facilities	1	59,971.61
	Uzbekistan	N/A	Building maintenance service	18	2,831,027.52
	Uzbekistan	N/A	Computer services	1	377,775.00
	Uzbekistan	N/A	Financial accounting service	1	31,270.60
	Uzbekistan	N/A	Financial asset management service	1	69,101.83
	Uzbekistan	N/A	Healthcare Services	6	372,291.76
	Uzbekistan	N/A	Management, Business Professionals, Administrative Services	6	354,173.10
	Viet Nam	N/A	Building maintenance service	1	46,800.00
	Viet Nam	N/A	Healthcare Services	12	8,323,446.07
	Viet Nam	N/A	Management, Business Professionals, Administrative Services	2	105,729.09
	Yemen	N/A	Building maintenance service	5	185,928.37
	Yemen	N/A	Computer services	2	70,606.42
	Zambia	N/A	Financial accounting service	1	144,799.00
	Zambia	N/A	Healthcare Services	2	608,901.00
	Zimbabwe	N/A	Building maintenance service	1	31,911.14
	Zimbabwe	N/A	Healthcare Services	4	402,233.70
<b>WIPO</b>					
	Argentina	N/A	Other Services	1	111,185.70
	Australia	N/A	International cooperation services	1	130,764.54
	Belgium	N/A	Computer services	6	601,776.13
	Belgium	N/A	Information Technology Service Delivery	14	1,552,622.96
	Belgium	N/A	Life and health and accident insurance	3	615,309.66
	Belgium	N/A	Software maintenance and support	1	70,467.76
	Belgium	N/A	Written translation services	25	2,213,408.46
	Brazil	N/A	Building maintenance and repair services	1	195,748.54
	Brazil	N/A	Office equipment rental or leasing services	1	167,393.44
	Cameroon	N/A	Other Services	1	85,401.73
	Canada	N/A	Office equipment rental or leasing services	1	79,225.21
	China	N/A	International cooperation services	4	443,430.30
	China	N/A	Written translation services	24	2,061,977.36
	Czech Republic	N/A	Written translation services	1	67,646.23
	France	N/A	Computer services	1	31,795.80
	France	N/A	Information Technology Service Delivery	2	124,463.73
	France	N/A	International cooperation services	1	55,078.41
	France	N/A	Nonresidential building construction services	1	1,202,402.10
	France	N/A	Written translation services	16	2,578,960.80
	Germany	N/A	Building maintenance and repair services	5	3,612,516.83
	Germany	N/A	Business and corporate management consultation services	1	31,250.00
	Germany	N/A	Computer services	1	41,806.29
	Germany	N/A	Nonresidential building construction services	2	1,687,837.26
	Germany	N/A	Software maintenance and support	2	293,814.72
	Hungary	N/A	Information Technology Service Delivery	2	237,206.75
	India	N/A	Business and corporate management consultation services	3	257,150.10
	India	N/A	Computer services	5	305,847.85
	India	N/A	Financial and Insurance Services	2	210,908.75
	India	N/A	Information Technology Service Delivery	17	1,804,810.01
	India	N/A	Management advisory services	1	104,525.86
	Ireland	N/A	Management advisory services	2	102,407.34
	Israel	N/A	Other Services	1	45,892.10
	Italy	N/A	Information Technology Service Delivery	1	36,605.61
	Italy	N/A	Management advisory services	2	147,082.33
	Italy	N/A	Meeting facilities	1	204,871.77
	Japan	N/A	Management advisory services	1	137,880.12
	Japan	N/A	Written translation services	17	7,058,811.26
	Luxembourg	N/A	Written translation services	4	203,138.33
	Morocco	N/A	Banquet and catering services	1	104,724.55
	Netherlands	N/A	Software maintenance and support	1	39,179.31
	Pakistan	N/A	Nonresidential building construction services	1	161,637.93
	Pakistan	N/A	Supply chain management	1	65,590.03
	Portugal	N/A	Management advisory services	1	65,579.21
	Republic of Korea	N/A	International cooperation services	1	140,086.21
	Republic of Korea	N/A	Written translation services	15	1,255,721.24
	Singapore	N/A	Information Technology Service Delivery	1	56,542.24
	Singapore	N/A	Meeting facilities	1	30,585.47
	Spain	N/A	Written translation services	5	235,089.56
	Switzerland	N/A	Audio visual services	1	124,703.13
	Switzerland	N/A	Banquet and catering services	3	120,960.13
	Switzerland	N/A	Building and Facility Construction and Maintenance Services	12	2,834,421.95
	Switzerland	N/A	Building maintenance and repair services	44	7,230,130.53
	Switzerland	N/A	Business and corporate management consultation services	1	31,950.70

\* For security and privacy reasons, the name of the contractor is not displayed when it includes the name of an individual.

AGENCY				Total Value of
Location of Supplier	Name of Contractor	Description of Services	# Contracts	Contracts (USD)
<b>WIPO continued</b>				
Switzerland	N/A	Clerical services	2	128,375.00
Switzerland	N/A	Computer hardware maintenance and support	3	128,019.09
Switzerland	N/A	Computer or network or internet security	1	127,662.71
Switzerland	N/A	Computer services	11	1,072,483.33
Switzerland	N/A	Data archiving services	1	37,483.68
Switzerland	N/A	Economic or financial evaluation of projects	4	3,520,918.29
Switzerland	N/A	Electric utilities	4	1,785,076.50
Switzerland	N/A	Employee skill testing and assessment service	1	53,879.31
Switzerland	N/A	Financial and Insurance Services	2	171,020.85
Switzerland	N/A	General building and office cleaning and maintenance services	5	1,894,128.12
Switzerland	N/A	Information Technology Service Delivery	31	10,238,551.02
Switzerland	N/A	Labor training or development	2	269,556.73
Switzerland	N/A	Life and health and accident insurance	1	33,870.15
Switzerland	N/A	Management advisory services	11	598,562.55
Switzerland	N/A	Medical office services	2	175,424.66
Switzerland	N/A	Meeting facilities	3	183,263.91
Switzerland	N/A	Nonresidential building construction services	32	16,595,977.85
Switzerland	N/A	Office equipment rental or leasing services	1	665,948.28
Switzerland	N/A	Other Services	27	2,991,998.72
Switzerland	N/A	Postal and small parcel and courier services	13	2,500,442.40
Switzerland	N/A	Printing equipment maintenance	3	853,086.87
Switzerland	N/A	Security and personal safety	8	3,870,727.66
Switzerland	N/A	Security systems services	6	250,077.13
Switzerland	N/A	Software maintenance and support	21	2,350,038.37
Switzerland	N/A	Supply of natural gas	3	464,680.80
Switzerland	N/A	Telecommunications media services	1	907,063.04
Switzerland	N/A	Temporary clerical or administrative assistance	19	1,685,809.47
Switzerland	N/A	Water and sewer utilities	1	325,539.71
Fmr Yugoslav Rep. Macedonia	N/A	International cooperation services	1	68,403.94
United Kingdom	N/A	Computer services	7	665,022.10
United Kingdom	N/A	Information Technology Service Delivery	5	292,801.73
United Kingdom	N/A	Management advisory services	3	144,190.55
United Kingdom	N/A	Other Services	1	65,301.24
United Kingdom	N/A	Postal and small parcel and courier services	1	30,189.03
United Kingdom	N/A	Written translation services	69	8,340,622.96
United Republic of Tanzania	N/A	Meeting facilities	1	41,198.95
United States of America	N/A	Computer services	6	683,212.60
United States of America	N/A	General building and office cleaning and maintenance services	1	200,488.53
United States of America	N/A	Information Technology Service Delivery	30	3,424,033.49
United States of America	N/A	Labor training or development	1	44,899.25
United States of America	N/A	Management advisory services	4	162,901.79
United States of America	N/A	Meeting facilities	5	216,006.20
United States of America	N/A	Written translation services	44	7,994,517.13
Zimbabwe	N/A	Nonresidential building construction services	1	61,681.03
Zimbabwe	N/A	Other Services	1	40,326.33
<b>WMO</b>				
France	SAGIM SA	Building maintenance and repair services	1	35,002.16
Ireland	Microsoft Ireland Operations Limited	Computer software licensing rental or leasing service	1	46,629.38
Netherlands	WebEx Communications BV	Telecommunication Services	1	40,293.10
Norway	Snøball	Photographers and cinematographers	1	86,206.85
Russian Federation	RIHMI WDC	Printing	1	34,482.76
Spain	Instituto Nacional de Meteo	Printing	1	34,482.76
Switzerland	Arndt Sécurité et Service	Guard services	3	453,259.70
Switzerland	Canon Suisse SA	Photocopier rental or leasing service	1	92,655.17
Switzerland	CeRFI SA	System and system component administration services	1	280,172.41
Switzerland	CGC Dalkia SA	Building maintenance and repair services	1	237,068.97
Switzerland	Colt Telecom SA	Internet services	1	38,405.17
Switzerland	Connectis Communications	System and system component administration services	1	89,651.94
Switzerland	FIPO	Meeting facilities	1	36,213.36
Switzerland	FIPOI - CICG	Meeting facilities	1	50,235.72
Switzerland	Helvetia Assurances	Insurance services for structures and property and possessions	1	124,164.87
Switzerland	ICC	System and system component administration services	1	429,497.84
Switzerland	International Computer Centre (ICC)	System and system component administration services	2	233,926.75
Switzerland	ISS Facility Services	Building maintenance and repair services	2	258,771.55
Switzerland	Johnson Controls Systems	Building maintenance and repair services	1	35,967.19
Switzerland	ONUG	Guard services	1	32,760.78
Switzerland	Oracle Support Services	Computer software licensing rental or leasing service	1	161,353.45
Switzerland	Otis	Building maintenance and repair services	1	97,473.06
Switzerland	Sharp Electronic (Suisse)	Photocopier rental or leasing service	1	53,879.31
Switzerland	SOLI Suisse	Business and corporate management consultation services	1	39,062.50
Switzerland	Swiss Federal Audit Services	Audit services	1	116,918.10
Switzerland	Swisscom (Suisse) SA	Internet services	1	42,025.86
United Kingdom	ECWMF	Computer software licensing rental or leasing service	1	61,790.95
United Kingdom	SMI (Distribution Services) Ltd	Distribution	1	107,758.62
United States of America	CTI	Computer software licensing rental or leasing service	1	36,498.92
United States of America	Insomniac Design	Internet services	2	165,688.08
United States of America	Sitrick + Company	Issues and crisis management services	1	53,879.52
United States of America	University Corporation for Atmospheric Research	Human resource development	1	51,400.86

\* For security and privacy reasons, the name of the contractor is not displayed when it includes the name of an individual.



# Annexes

## Annex 1 Abbreviations

---

AFDB	African Development Bank	UNDP	United Nations Development Programme
ASDB	Asian Development Bank	UNEP	United Nations Environmental Programme
ECA	Economic Commission for Africa	UNESCO	United Nations Educational, Scientific and Cultural Organization
ECE	Economic Commission for Europe	UNFPA	United Nations Population Fund
ECLAC	Economic Commission for Latin America & the Caribbean	UNHCR	United Nations High Commissioner for Refugees
ESCAP	Economic Commission for Asia and the Pacific	UNICEF	United Nations Children's Fund
ESCSWA	Economic & Social Commission for Western Asia	UNCHS	United Nations Centre for Human Settlements
FAO	Food and Agricultural Organization of the United Nations	UNICRI	United Nations Interregional Crime and Justice Research Institute
GATT	General Agreement on Tariffs and Trade	UNIDIR	United Nations Institute for Disarmament Research
HABITAT	See UNCHS	UNIDO	United Nations Industrial Development Organization
IAEA	International Atomic Energy Agency	UNITAR	United Nations Institute for Training and Research
IBRD	International Bank for Reconstruction & Development	UN/OCHA	United Nations Office for the Coordination of Humanitarian Affairs
ICAO	International Civil Aviation Organization	UNODC	United Nations Office on Drugs and Crime
ICJ	International Court of Justice	UNOG	United Nations Office at Geneva
IDA	International Development Association	UNON	United Nations Office in Nairobi
IDB	Inter-American Development Bank	UNOPS	United Nations Office for Project Services
IFAD	International Fund for Agricultural Development	UNOV	United Nations Office in Vienna
IFC	International Finance Corporation	UN/PD	UN Procurement Division
ILO	International Labour Organization	UNRISD	United Nations Research Institute for Social Development
IMF	International Monetary Fund	UNRWA	United Nations Relief and Works Agency
IMO	International Maritime Organization	UNU	United Nations University
ITC	International Trade Center	UNV	United Nations Volunteers
ITU	International Telecommunication Union	UNWOMEN	United Nations Entity for Gender Equality and the Empowerment of Women (a merger of DAW, INSTRAW, OSAGI and UNIFEM)
PAHO	Pan American Health Organization	UPU	Universal Postal Union
OPCW	Organisation for the Prohibition of Chemical Weapons	WB	World Bank
TCDC	Technical Cooperation among Developing Countries	WFC	World Food Council
UMDC	Under-Utilized Major Donor Country	WFP	World Food Programme
UN	United Nations	WHO	World Health Organization
UNAIDS	The Joint United Nations Programme on HIV/AIDS	WIPO	World Intellectual Property Organization
UNCHS	United Nations Centre for Human Settlements	WMO	World Meteorological Organization
UN/FALD	UN Field Administration and Logistics Division	WTO	World Tourism Organization
UNCTAD	United Nations Conference on Trade and Development		

## Distribution of countries and territories

The country distributions presented are for statistical convenience only and follow those used by the Statistics Division, Department of Economic and Social Affairs (DESA) of the United Nations. They are grouped by economic criteria or membership of trade agreements for the purposes of statistical analysis and research. The term “economies”, as used in this report, describes regions, countries and territories.

There is no established convention for the designation of “developed” and “developing” countries or areas in the United Nations system. In common practice, Israel and Japan in Asia, Bermuda, Canada, Greenland, Saint Pierre et Miquelon, and the United States in northern America, Australia and New Zealand in Oceania, and Europe are considered “developed” regions or areas. This report includes all UN member states divided into three major categories: developing countries, transition economies and developed countries.

The designations employed do not imply the expression of any opinion whatsoever on the part of the United Nations concerning the legal status of any country, territory, city or area, or of its authorities, or concerning the delimitation of its frontiers or boundaries.

The designations “developing”, “in transition”, and “developed” are intended for statistical convenience and do not necessarily express a judgement about the stage reached by a particular country or area in the development process.

*Source: United Nations Conference on Trade and Development (UNCTAD).*

## Annex 2 Developing countries

---

- |   |                                       |
|---|---------------------------------------|
| 1. Afghanistan                            | 53. Honduras                          |
| 2. Algeria                                | 54. India                             |
| 3. Angola                                 | 55. Indonesia                         |
| 4. Antigua and Barbuda                    | 56. Iran (Islamic Republic of)        |
| 5. Argentina                              | 57. Iraq                              |
| 6. Bahamas                                | 58. Jamaica                           |
| 7. Bahrain                                | 59. Jordan                            |
| 8. Bangladesh                             | 60. Kenya                             |
| 9. Barbados                               | 61. Kiribati                          |
| 10. Belize                                | 62. Kuwait                            |
| 11. Benin                                 | 63. Lao People's Democratic Republic  |
| 12. Bhutan                                | 64. Lebanon                           |
| 13. Bolivia (Plurinational State of)      | 65. Lesotho                           |
| 14. Botswana                              | 66. Liberia                           |
| 15. Brazil                                | 67. Libya                             |
| 16. Brunei Darussalam                     | 68. Madagascar                        |
| 17. Burkina Faso                          | 69. Malawi                            |
| 18. Burundi                               | 70. Malaysia                          |
| 19. Cambodia                              | 71. Maldives                          |
| 20. Cameroon                              | 72. Mali                              |
| 21. Cape Verde                            | 73. Marshall Islands                  |
| 22. Central African Republic              | 74. Mauritania                        |
| 23. Chad                                  | 75. Mauritius                         |
| 24. Chile                                 | 76. Mexico                            |
| 25. China                                 | 77. Micronesia (Federated States of)  |
| 26. Colombia                              | 78. Mongolia                          |
| 27. Comoros                               | 79. Morocco                           |
| 28. Congo, Republic of the                | 80. Mozambique                        |
| 29. Costa Rica                            | 81. Myanmar                           |
| 30. Côte D'Ivoire                         | 82. Namibia                           |
| 31. Cuba                                  | 83. Nauru                             |
| 32. Democratic People's Republic of Korea | 84. Nepal                             |
| 33. Democratic Republic of the Congo      | 85. Nicaragua                         |
| 34. Djibouti                              | 86. Niger                             |
| 35. Dominica                              | 87. Nigeria                           |
| 36. Dominican Republic                    | 88. Oman                              |
| 37. Ecuador                               | 89. Pakistan                          |
| 38. Egypt                                 | 90. Palau                             |
| 39. El Salvador                           | 91. Panama                            |
| 40. Equatorial Guinea                     | 92. Papua New Guinea                  |
| 41. Eritrea                               | 93. Paraguay                          |
| 42. Ethiopia                              | 94. Peru                              |
| 43. Fiji                                  | 95. Philippines                       |
| 44. Gabon                                 | 96. Qatar                             |
| 45. Gambia                                | 97. Republic of Korea                 |
| 46. Ghana                                 | 98. Rwanda                            |
| 47. Grenada                               | 99. Saint Kitts and Nevis             |
| 48. Guatemala                             | 100. Saint Lucia                      |
| 49. Guinea                                | 101. Saint Vincent and the Grenadines |
| 50. Guinea-Bissau                         | 102. Samoa                            |
| 51. Guyana                                | 103. Sao Tome and Principe            |
| 52. Haiti                                 | 104. Saudi Arabia                     |



105.	Senegal	121.	Tonga
106.	Seychelles	122.	Trinidad and Tobago
107.	Sierra Leone	123.	Tunisia
108.	Singapore	124.	Turkey
109.	Solomon Islands	125.	Tuvalu
110.	Somalia	126.	Uganda
111.	South Africa	127.	United Arab Emirates
112.	South Sudan	128.	United Republic of Tanzania
113.	Sri Lanka	129.	Uruguay
114.	Sudan	130.	Vanuatu
115.	Suriname	131.	Venezuela (Bolivarian Republic of)
116.	Swaziland	132.	Viet Nam
117.	Syrian Arab Republic	133.	Yemen
118.	Thailand	134.	Zambia
119.	Timor-Leste	135.	Zimbabwe
120.	Togo		

## Annex 3 Economies in transition

---

1. Albania
2. Armenia
3. Azerbaijan
4. Belarus
5. Bosnia and Herzegovina
6. Croatia
7. Georgia
8. Kazakhstan
9. Kyrgyzstan
10. Montenegro
11. Republic of Moldova
12. Russian Federation
13. Serbia
14. Tajikistan
15. The Former Yugoslav Republic of Macedonia
16. Turkmenistan
17. Ukraine
18. Uzbekistan

## Annex 4 Developed countries

---

- |                   |                              |
|-------------------|------------------------------|
| 1. Andorra        | 21. Latvia                   |
| 2. Australia      | 22. Liechtenstein            |
| 3. Austria        | 23. Lithuania                |
| 4. Belgium        | 24. Luxembourg               |
| 5. Bulgaria       | 25. Malta                    |
| 6. Canada         | 26. Monaco                   |
| 7. Cyprus         | 27. Netherlands              |
| 8. Czech Republic | 28. New Zealand              |
| 9. Denmark        | 29. Norway                   |
| 10. Estonia       | 30. Poland                   |
| 11. Finland       | 31. Portugal                 |
| 12. France        | 32. Romania                  |
| 13. Germany       | 33. San Marino               |
| 14. Greece        | 34. Slovakia                 |
| 15. Hungary       | 35. Slovenia                 |
| 16. Iceland       | 36. Spain                    |
| 17. Ireland       | 37. Sweden                   |
| 18. Israel        | 38. Switzerland              |
| 19. Italy         | 39. United Kingdom           |
| 20. Japan         | 40. United States of America |

## Annex 5 Category names

---

Category name displayed in the ASR	UNSPSC segment code
<b>Goods</b>	
Apparel and Luggage and Personal Care Products	53000000
Building and Construction Machinery and Accessories	22000000
Chemicals including Bio Chemicals and Gas Materials	12000000
Cleaning Equipment and Supplies	47000000
Distribution and Conditioning Systems and Equipment and Components	40000000
Domestic Appliances and Supplies and Consumer Electronic Products	52000000
Educational Equipment, Materials and Supplies, incl. Books, Publications, Musical Instruments and Toys	60000000
Electrical Systems and Lighting and Components and Accessories and Supplies	39000000
Electronic Components and Supplies	32000000
Farming and Fishing and Forestry and Wildlife Machinery and Accessories	21000000
Food and Beverage Products	50000000
Fuels and Fuel Additives and Lubricants and Anti corrosive Materials	15000000
Furniture and Furnishings	56000000
Industrial Manufacturing and Processing Machinery and Accessories	23000000
Information Technology Broadcasting and Telecommunications	43000000
Laboratory and Measuring and Observing and Testing Equipment	41000000
Live Plant and Animal Material and Accessories and Supplies	10000000
Manufacturing Components and Supplies	31000000
Material Handling and Conditioning and Storage Machinery and their Accessories and Supplies	24000000
Medical Equipment and Accessories and Supplies	42000000
Mineral and Textile and Inedible Plant and Animal Materials	11000000
Mining and Well Drilling Machinery and Accessories	20000000
Motor Vehicles and Parts, Accessories and Components, incl. other Transport Equipment	25000000
Office Equipment and Accessories and Supplies	44000000
Paper Materials and Products	14000000
Pharmaceuticals incl. Contraceptives and Vaccines	51000000
Power Generation and Distribution Machinery and Accessories	26000000
Printing and Photographic and Audio and Visual Equipment and Supplies	45000000
Published Products	55000000
Resin and Rosin and Rubber and Foam and Film and Elastomeric Materials	13000000
Security, Safety and Law Enforcement Equipment, incl. Demining Equipment	46000000
Service Industry Machinery and Equipment and Supplies	48000000
Shelter Equipment and Supplies, incl. Tents, Blankets, Mosquito Nets and Other items	49000000
Structures and Building and Construction and Manufacturing Components and Supplies	30000000
Timepieces and Jewelry and Gemstone Products	54000000
Tools and General Machinery	27000000

<b>Category name displayed in the ASR</b>	<b>UNSPSC segment code</b>
<b>Services</b>	
Building and Facility Construction and Maintenance Services	72000000
Editorial and Design and Graphic and Fine Art Services	82000000
Education and Training Services	86000000
Engineering and Research and Technology Based Services	81000000
Environmental Services	77000000
Farming and Fishing and Forestry and Wildlife Contracting Services	70000000
Financial and Insurance Services	84000000
Healthcare Services	85000000
Humanitarian Aid, Mine Action and Rural Development Services	93000000
Industrial Cleaning Services	76000000
Industrial Production and Manufacturing Services	73000000
Land and Buildings and Structures and Thoroughfares	95000000
Management and Business Professionals and Administrative Services	80000000
Mining and oil and gas services	71000000
Organizations and Clubs	94000000
Personal and Domestic Services	91000000
Public Utilities and Public Sector Related Services	83000000
Security and Safety Services and Public Order	92000000
Transportation and Storage and Mail Services	78000000
Travel and Food and Lodging and Entertainment Services	90000000

Published in July 2013 by



This document is available online at [www.ungm.org](http://www.ungm.org) and [www.unops.org](http://www.unops.org). It has been published in electronic format to limit the use of paper, ink, and transport emissions to further support UNOPS leadership role in advancing sustainable practices.