



2010 Annual Statistical Report on United Nations Procurement

1



-
- Procurement of goods and services - all sources of funding
 - Procurement profiles of the Development Assistance Committee member countries
 - Procurement profiles of the top twenty developing countries and countries with economies in transition
-

2010 Annual Statistical Report on United Nations Procurement

UNOPS would like to acknowledge the contribution of the various organizations to the 2010 Annual Statistical Report on United Nations Procurement. The views expressed in this publication do not necessarily reflect those of the United Nations.

Copyright © 2011



All rights reserved. No part of this publication may be reproduced, stored in a retrieval system or transmitted, in any form by any means, electronic, mechanical, photocopying or otherwise, without prior permission of UNOPS.

This document is available online at www.ungm.org and www.unops.org. It has been published in electronic format to limit the use of paper, ink, and transport emissions.

Table of Contents

Introduction	1
Glossary of terms	2
Executive Summary	3
Total procurement of goods and services for operational activities of the UN system.....	3
Ten major countries of supply to the UN system in 2010.....	4
Procurement by UN agencies in 2009 – 2010.....	5
Procurement from developing countries and countries with economies in transition.....	6
Procurement from developing countries and countries with economies in transition by region.....	7
Procurement from developing countries and countries with economies in transition by top 10 UN agencies.....	8
Top 20 developing countries and countries with economies in transition supplying UN operations in 2010.....	9
United Nations procurement and the Global Compact.....	10
Procurement from Global Compact members as a percentage of orders of \$30,000 or more.....	10
Sustainability reporting in the UN system	12
About the report	16
Procurement profiles of the DAC member countries	17
Australia.....	18
Austria.....	19
Belgium.....	20
Canada.....	21
Denmark.....	22
Finland.....	23
France.....	24
Germany.....	25
Greece.....	26
Ireland.....	27
Italy.....	28
Japan.....	29
Luxemburg.....	30
Netherlands.....	31
New Zealand.....	32
Norway.....	33
Portugal.....	34
Spain.....	35
Sweden.....	36
Switzerland.....	37
United Kingdom.....	38
United States.....	39

Procurement profiles of the top twenty developing countries and countries with economies in transition	40
Afghanistan	41
Argentina	42
Brazil	43
China	44
Congo, Democratic Republic of.....	45
Ethiopia	46
Haiti	47
India.....	48
Indonesia.....	49
Jordan	50
Kenya	51
Lebanon	52
Pakistan.....	53
Panama	54
Peru.....	55
South Africa.....	56
Sudan.....	57
Uganda.....	58
Ukraine.....	59
United Arab Emirates	60
Procurement of goods and services - all sources of funding	61
Total procurement of goods by country of procurement and services by country of head office	62
Total procurement by UN agency	65
Procurement of goods by country of procurement and source of funds	66
Total procurement of goods by UN agency and country of procurement	69
Procurement of services by contractor's country of head office and source of funds	84
Total procurement of services by agency and country of procurement.....	87
Top 10 items/product groups procured by UN agencies	102
Agency share by category of goods and services	110
Major goods and supplies ordered by UN agencies	123
Major service and works contracts placed by UN agencies	224
Project personnel - all sources of funding	318
Annexes	322
Annex 1 - Abbreviations	323
Annex 2 - Developing countries and those with economies in transition	324
Annex 3 - Industrialized countries	326

Introduction

United Nations procurement delivery in 2010 has increased substantially in comparison to the previous year. The total UN procurement volume has increased by \$747 million over the previous year, representing an increase of 5.4%. In terms of procurement of goods and services, agencies increased their procurement of goods by \$681 million and increased that of services by \$66 million over 2009. The 2010 data reverses the trend that has seen the UN's requirement for services exceed that of goods and revert to the trend of previous years where the proportion of goods far outweighed that of services contracted.

The 2010 report analyzes procurement from developing countries and countries with economies in transition, and examines United Nations system performance in increasing opportunities for vendors in developing countries and countries with economies in transition. Significant progress has been made towards achieving that objective (refer to Figures 4-8 in the Executive Summary for further details).

A comparative analysis of the agency share of goods and services categories procured by UN agencies first introduced in the 2009 report as a pilot is continued in 2010 and will be a standard feature in future reports.

In addition, the 2010 report looks at procurement by United Nations organizations from vendors that support the 'Global Compact'. The Compact measures engagement by the United Nations system with companies that take corporate social responsibility seriously, an increasingly important consideration in the global marketplace. While United Nations organizations give no preferential treatment to Compact signatories, the volume of procurement with registered Global Compact vendors increased again in 2010 reaching 17.94% of contracts of \$30,000 or more.

The 2010 statistical report features an annual thematic supplement, now in its third year, that focuses on current issues in procurement. The focus for the 2010 supplement is on procurement and its contribution to the Millennium Development Goals. It includes an overview of the international debate on the subject, best practice cases and contributions from practitioners and international experts.

Glossary of terms

All sources of UN funding: Covers technical cooperation and other development assistance from regular, extra budgetary and trust funds, as well as emergency, humanitarian and peacekeeping operations.

Development Assistance Committee (DAC) member countries: A key forum of major bilateral donors who work together to increase the effectiveness of their common efforts to support sustainable development. DAC consists of 22 member countries as well as the Commission of the European Communities.

Developing countries and countries with economies in transition (DC/ET): Countries for which the United Nations provides financial/technical assistance. A list of these countries is attached as Annex 2.

Fellowships: Scholarships and study tours awarded to individuals for study and training within various operational activity programmes. Activities which do not involve individual award of a scholarship, such as group training and seminars, are not included.

Goods: Includes both equipment and supplies.

International Project Personnel: Experts and consultants hired internationally for technical cooperation activities.

National Project Personnel: National personnel of all categories, including experts and consultants, hired locally for technical cooperation activities.

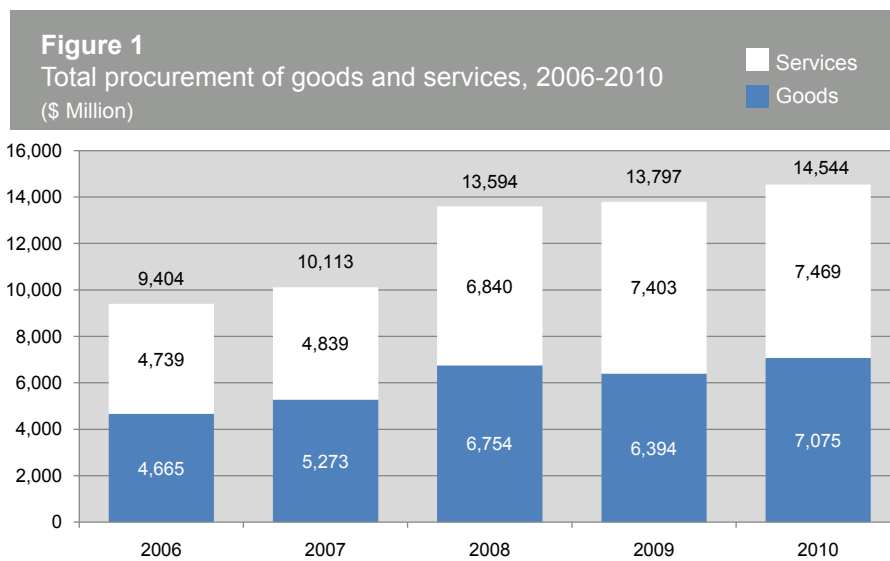
Procurement: The acquisition of goods and services.

Services: Contracts with companies/contractors or consulting firms. This does not include the hiring of individual experts and consultants.

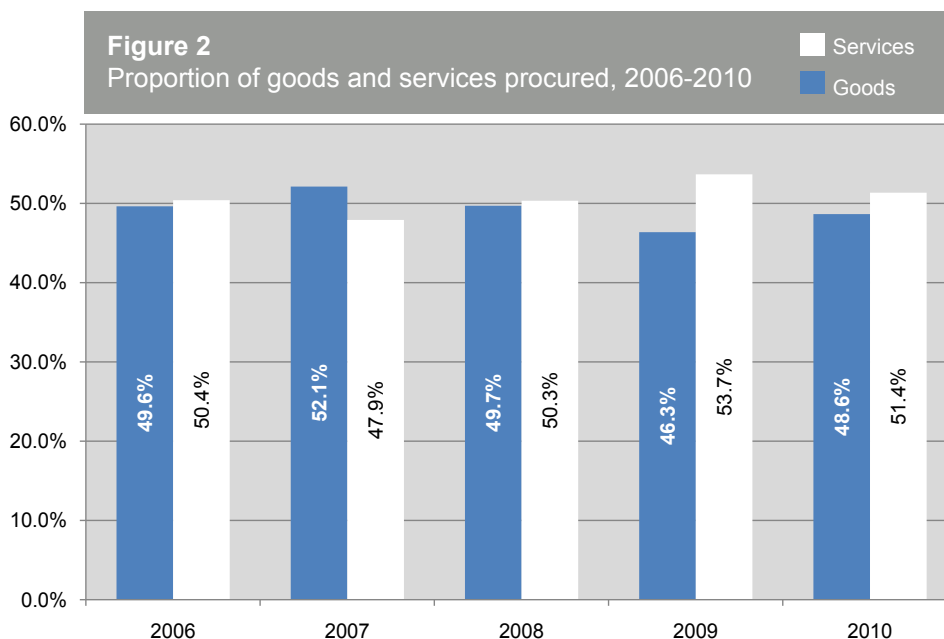
Executive Summary

Total procurement of goods and services for operational activities of the UN system

The overall procurement volume (goods and services combined) of United Nations organizations during 2010 increased to \$14.5 billion, from \$13.8 billion in 2009 – a gain of 5.4 percent. The total procurement of goods increased \$681 million, an increase of 10.7 percent, while procurement of services grew by \$66 million, an increase of 0.9 percent. Between 2006 and 2010, United Nations procurement volume increased from \$9.4 billion to \$14.5 billion, attributable to a \$2.4 billion growth in the procurement of goods and a \$2.7 billion growth in the procurement of services for the same period.



From 2006 to 2010, the procurement of services by the United Nations system rose as a share of total procurement, slightly overtaking the procurement share of goods for the first time in 2006. In 2010, the share of services still exceeds that of goods albeit only by a margin of 2.8 percent compared to 7.3 percent in 2009.



Ten major countries of supply to the UN system in 2010

The 10 major countries to supply United Nations organizations in 2010 (see Table 1) included four developing countries, with Afghanistan, Sudan, India and Pakistan accounting for 34.8 percent of the total procurement volume of the top 10 countries of supply.

Afghanistan is among the 10 major countries to supply the UN for the second year running, and increased its share of total United Nations procurement volume by 1.4 percentage points in 2010. Procurement from Afghanistan consisted primarily of construction, transport and demining services executed with national contractors by the United Nations Development Programme (UNDP) and UNOPS respectively.

Sudan, also in its second year in this list, has retained its position as the United Nations' fourth largest supplier, despite a 0.6 percentage point drop in its share of total United Nations procurement volume. Procurement from Sudan also consisted of construction and transport services as well as fuel oils procured by the United Nations Procurement Division (UN/PD) and the World Food Programme (WFP).

India has featured in this list since 2000, and in 2010, was the fifth largest supplier to the United Nations system, with a 3.9 percent share of total United Nations procurement volume representing a decrease of 1 percentage point over 2009. Procurement from India included vaccines, pharmaceuticals and medical equipment procured primarily by UNICEF.

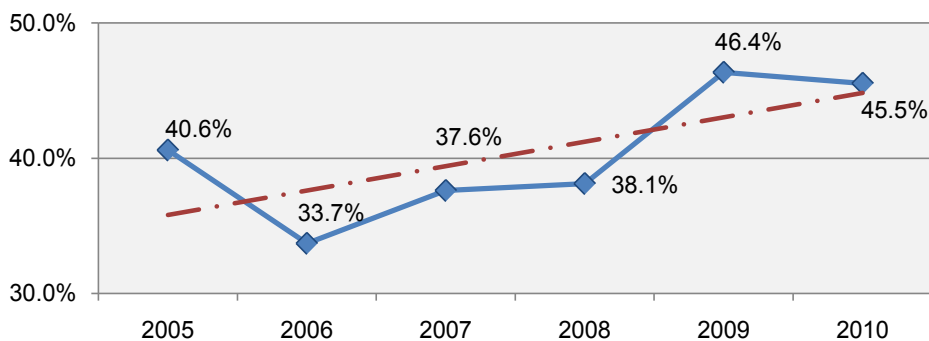
Pakistan is on this list for the first time with a share of total procurement volume of 3.2 percent. Procurement from Pakistan consisted primarily of food supplies, shelter, tents and field equipment, fertilizers and seeds procured by WFP, the United Nations High Commissioner for Refugees (UNHCR) and the Food and Agriculture Organization (FAO) respectively.

Countries	Goods	Services	Total \$ Million	% of Total
USA	409.1	1,109.9	1,519.0	10.4%
Switzerland	499.7	341.7	841.4	5.8%
Afghanistan	65.0	604.2	669.2	4.6%
Sudan	136.7	465.1	601.7	4.1%
India	512.1	55.5	567.6	3.9%
Russian Federation	66.0	486.1	552.1	3.8%
United Kingdom	348.6	141.4	490.0	3.4%
Denmark	348.1	121.8	469.9	3.2%
Pakistan	369.7	98.8	468.5	3.2%
France	373.0	70.7	443.8	3.1%
Top 10 Total	3,128.1	3,495.1	6,623.1	45.5%
Grand Total	7,075.5	7,468.7	14,544.2	100.0%

The percentage share of total goods and services procured from the top 10 major countries of supply showed a promising decreasing trend between 2004 and 2006, denoting a broadening of the geographical spread of UN procurement. Between 2006 and 2009 (see Figure 3) this downward trend has reversed thereby increasing the procurement share of the top ten countries of supply to the United Nations. During this period the percentage share has increased by 12 percent however, it declined by 0.9 percent in 2010.

Figure 3

Percentage share of total procurement volume of the top 10 countries to supply the UN system



Procurement by UN agencies in 2009 - 2010

The following table lists the procurement volume of individual United Nations organizations in 2009 and 2010. Data are presented by the percentage share from developing countries and those with economies in transition which has increased by 2.9 percentage points from 2009 to 2010. Total procurement volume from 2009 to 2010 has increased by \$747 million, as 18 of the 33 reporting United Nations organizations increased their procurement volume over the previous year. The Pan American Health Organization (PAHO), the United Nations Development Programme (UNDP), WFP and UNOPS recorded the largest volume increases.

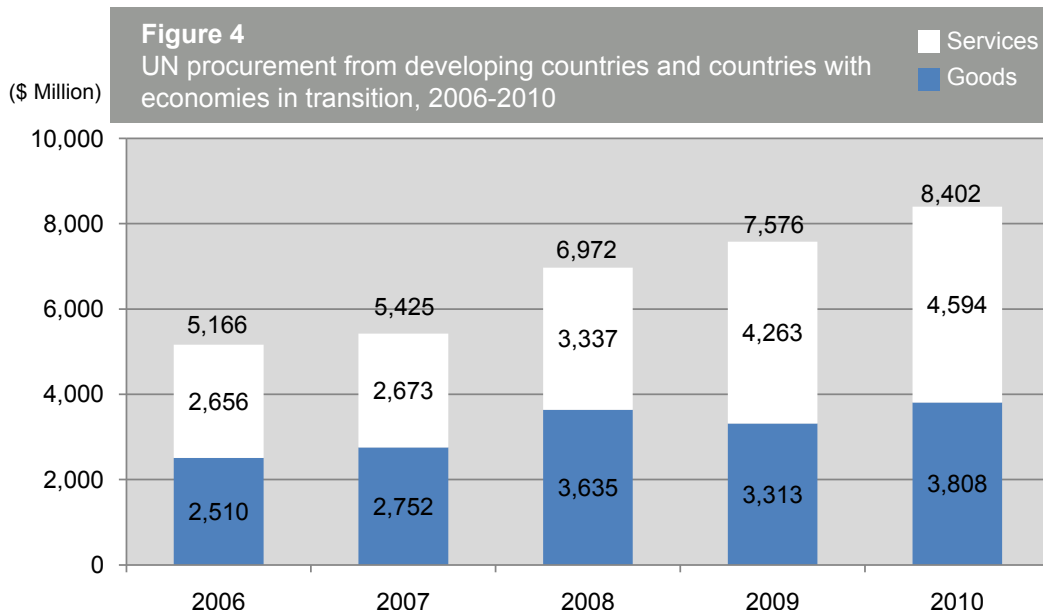
Table 2

Procurement by UN agencies, including percentage procured in developing countries and countries with economies in transition, 2009-2010 (\$ Million)

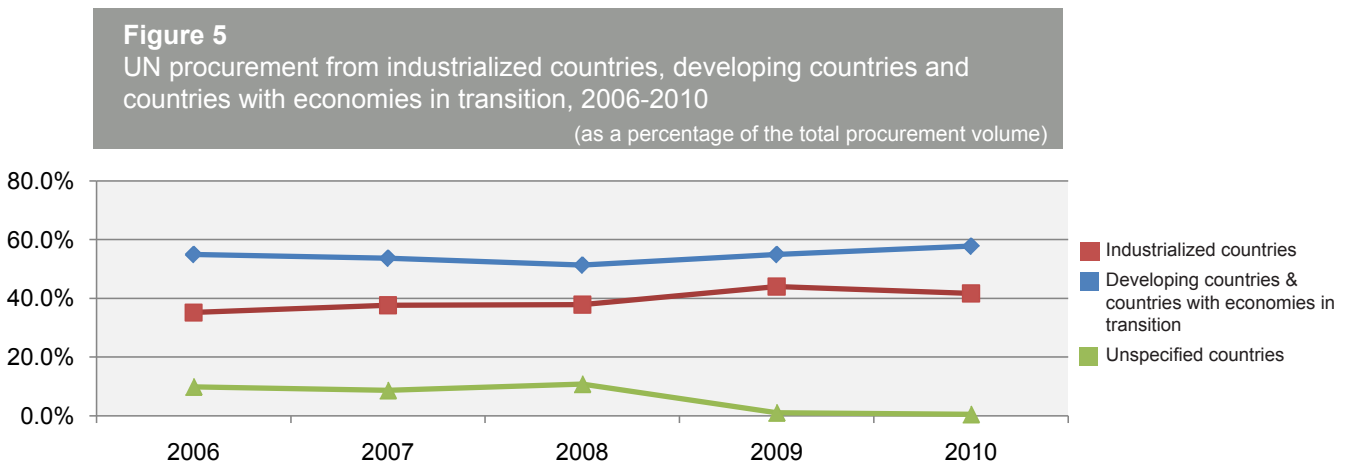
Agency	2009				2010			
	Goods	Services	Total	(%)	Goods	Services	Total	(%)
ESCAP	6.20	7.74	13.94	81.77%	2.54	5.06	7.61	79.08%
ESCWA	1.77	1.17	2.95	69.82%	0.43	1.44	1.87	83.88%
ECLAC	3.05	5.20	8.24	83.86%	2.58	6.29	8.87	84.02%
FAO	89.12	44.50	133.62	43.41%	122.18	45.63	167.81	60.71%
IAEA	87.60	48.23	135.84	13.26%	66.06	79.13	145.19	12.24%
IFAD	1.69	45.61	47.30	8.70%	0.91	46.19	47.09	11.71%
ILO	8.26	76.90	85.16	41.53%	9.42	89.51	98.93	40.23%
INSTRAW	Data not submitted				0.05	0.08	0.13	85.29%
ITC	1.37	3.92	5.29	6.97%	1.17	9.87	11.04	7.62%
ITU	Data not submitted				4.81	7.72	12.53	11.72%
OPCW	2.59	4.94	7.53	0.37%	1.36	5.79	7.15	0.23%
PAHO	384.90		384.90	12.34%	693.12	15.21	708.33	27.30%
UNDP	610.02	2,000.91	2,610.93	79.89%	649.08	2,279.37	2,928.44	79.47%
UNECA	7.16	2.25	9.41	47.22%	3.36	4.90	8.26	69.86%
UNESCO	58.70	126.97	185.67	33.39%	43.02	139.49	182.51	62.54%
UNFPA	131.60	226.33	357.93	60.79%	160.95	220.94	381.89	60.02%
UNHCR	239.53	167.00	406.53	68.32%	244.43	178.38	422.81	69.32%
UNICEF	1,829.12		1,829.12	40.46%	1,823.74		1,823.74	40.89%
UNIDO	16.91	69.56	86.47	40.13%	30.47	41.49	71.96	48.27%
UN/PD	1,076.38	2,412.04	3,488.42	28.71%	977.40	2,167.12	3,144.52	36.14%
UNOG	21.48	82.78	104.25	1.31%	14.24	73.96	88.20	1.04%
UNON	12.54	23.15	35.70	52.48%	9.54	25.38	34.92	53.89%
UNOPS	442.68	428.80	871.48	81.69%	496.23	519.29	1,015.52	79.62%
UNOV	8.27	8.66	16.93	16.68%	4.23	7.08	11.30	10.26%
UNRWA	168.35	96.92	265.27	78.99%	144.42	76.48	220.90	87.67%
UNU	0.04	1.13	1.17	11.20%	0.02	1.11	1.13	13.18%
UNV	0.45	11.25	11.70	1.12%	0.53	14.89	15.42	0.97%
UPU	0.37		0.37	56.58%	0.83		0.83	74.57%
WFP	1,180.01	1,388.61	2,568.62	78.34%	1,451.75	1,265.28	2,717.03	75.80%
WHO	Data not submitted due to ERP implementation				110.91		110.91	42.78%
WIPO		109.50	109.50	2.46%		133.19	133.19	2.05%
WMO	3.57	4.44	8.01	5.52%	5.70	5.15	10.84	3.60%
WTO	0.40	4.52	4.92	8.98%	0.03	3.29	3.32	11.74%
TOTAL	6,394.14	7,403.04	13,797.17	54.91%	7,075.49	7,468.70	14,544.20	57.77%

Procurement from developing countries and countries with economies in transition

General Assembly resolution 57/279 on procurement reform (specifically paragraph 6), encourages United Nations organizations to increase sourcing opportunities for suppliers from developing countries and countries with economies in transition. General Assembly resolution 61/246 (specifically paragraph 24), reiterates the request. In response, United Nations organizations have placed more orders with suppliers from these countries. The growth of such orders has steadily grown over the 2006 to 2010 period (as shown in Figure 4), representing an increase of 62.6 percent for the same period.



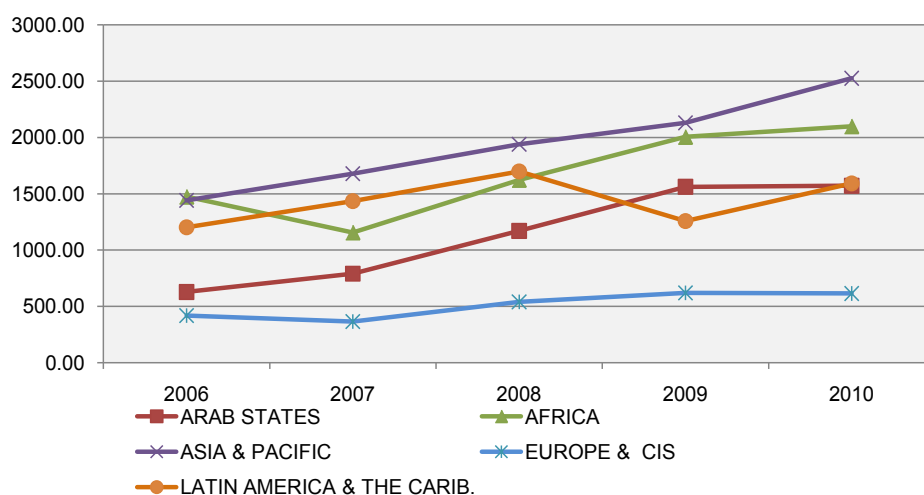
In 2010, procurement from developing countries and countries with economies in transition increased by \$826 over 2009 further building upon the \$600 million increase from 2008 to 2009 and the \$1.5 billion increase from 2007 to 2008. Procurement from developing countries and countries with economies in transition has increased from 54.9 percent in 2009 to 57.7 percent of total United Nations procurement volume in 2010, while procurement from industrialized countries decreased from 43.9 percent in 2009 to 41.7 percent in 2010. Procurement from unspecified countries decreased from \$151 million to \$79.5 million in 2010. Countries are unspecified when organizations cannot attribute the origin of the supplier in their management information systems. This has been a decreasing trend over the last three reporting years, indicating further improvements in the accuracy of agencies' reporting mechanisms.



Procurement from developing countries and countries with economies in transition by region

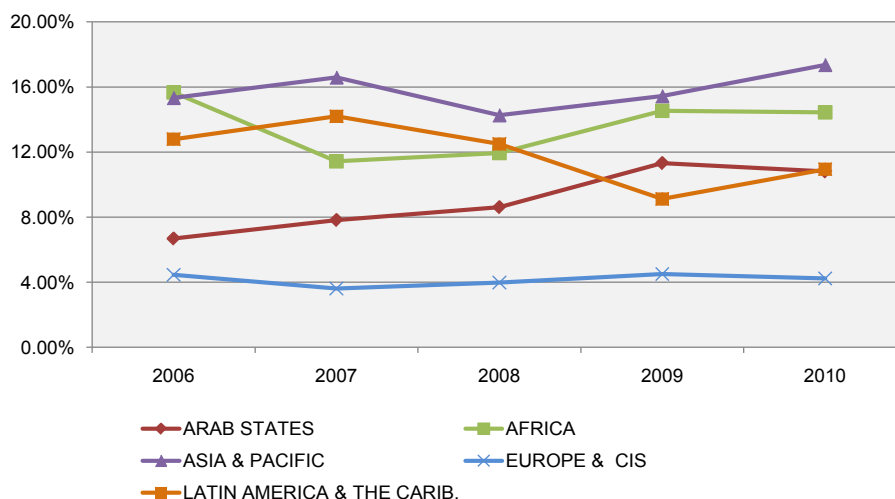
Developing countries and countries with economies in transition in all regions experienced growth in their share of procurement from the United Nations organizations in 2010. Notably, the Asia and the Pacific and the Latin America and Caribbean states have increased their share of procurement by \$395 million and \$334 million respectively. The Arab, Africa and Europe and Commonwealth of Independent States regions have enjoyed continued steady growth in the period from 2006 to 2010.

Figure 6
UN procurement from developing countries and countries with economies in transition by region, 2006-2010
(\$ Million)



Regional data from developing countries and countries with economies in transition show that all regions except the Arab and Europe and CIS states have seen an upward trend in procurement business. The percentage share of United Nations procurement from these states has decreased from 2009 to 2010 by 0.5 and 0.3 percent respectively. The Latin American and Caribbean states experienced a decrease in procurement share from 2007 to 2009 but recovered by 1.8 percent in 2010.

Figure 7
UN procurement from developing countries and countries with economies in transition by region, 2005-2010
(percentage of total UN procurement)



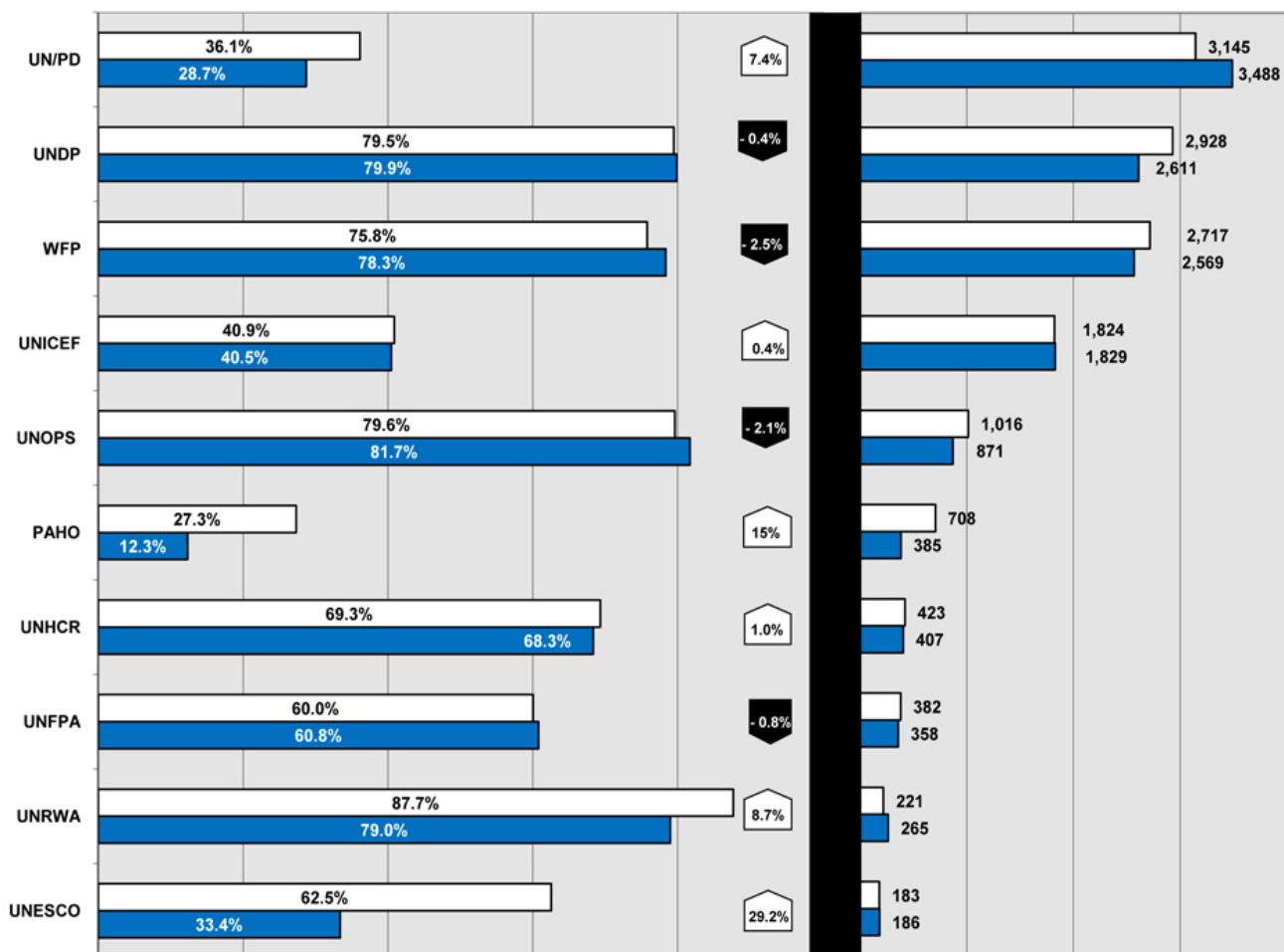
Procurement from developing countries and countries with economies in transition by top 10 UN agencies

Figure 8 represents percentage of procurement volume by the 10 largest United Nations organizations (accounting for 93 percent of total procurement), from developing countries and countries with economies in transition in 2010, as well as the percentage change compared with 2009. Organizations are listed in descending order by total volume, detailed in the section to the right in Figure 8.

Figure 8

UN agency procurement from developing countries and countries with economies in transition by region by top 10 UN agencies

2010
2009



Top 20 developing countries and countries with economies in transition supplying UN operations in 2010

In total, procurement of goods and services from the top 20 developing countries and countries with economies in transition represents 36.8 percent of overall United Nations procurement volume, an increase of 2.8 percentage points over 2009. For a detailed overview of procurement volume trends, categories of goods and services procured, as well United Nations organizations shares for each of the countries listed in Table 3, please refer to the procurement profiles of these countries available on page 40 onwards.

Table 3 Top 20 developing countries and countries with economies in transition supplying UN operations in 2010				
Countries	Goods	Services	Total	% of Total
Afghanistan	65.0	604.2	669.2	4.6%
Sudan	136.7	465.1	601.7	4.1%
India	512.1	55.5	567.6	3.9%
Pakistan	369.7	98.8	468.5	3.2%
Argentina	248.1	96.4	344.5	2.4%
Kenya	72.9	226.0	298.9	2.1%
Peru	135.9	131.0	266.8	1.8%
Ethiopia	115.9	142.8	258.7	1.8%
Brazil	97.1	130.1	227.2	1.6%
South Africa	111.2	98.9	210.1	1.4%
Ukraine	69.0	130.3	199.3	1.4%
UAE	114.2	50.4	164.5	1.1%
Congo, Dem. Rep.	62.0	95.8	157.8	1.1%
Jordan	30.3	123.4	153.6	1.1%
China	101.9	47.6	149.5	1.0%
Panama	60.6	80.0	140.6	1.0%
Uganda	74.3	53.3	127.6	0.9%
Haiti	35.8	88.6	124.3	0.9%
Indonesia	87.0	32.1	119.1	0.8%
Lebanon	38.4	60.2	98.7	0.7%
Top-twenty	2,538.1	2,810.2	5,348.3	36.8%
Grand Total	7,075.5	7,468.7	14,544.2	100.0%

United Nations Procurement and the Global Compact

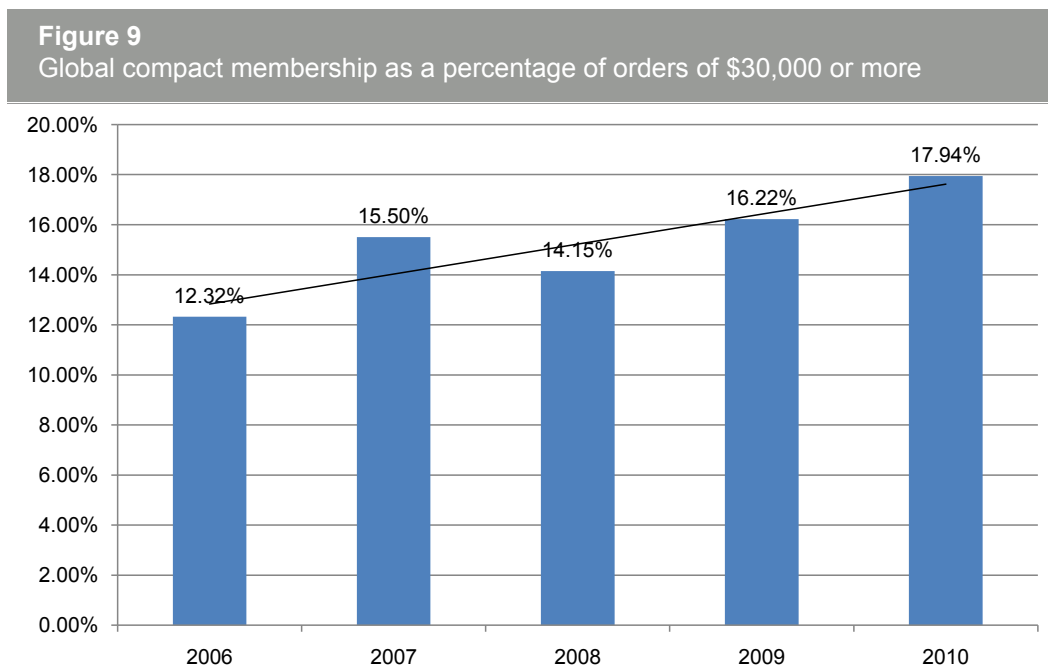
UN agencies, in cooperation with their suppliers, are increasingly trying to 'buy for a better world'. They are looking beyond traditional economic parameters to make decisions based on life-cycle costs and associated environmental and social implications, to help producers - especially in the developing world - become more efficient and competitive in larger markets.

For the fourth year, the Annual Statistical Report 2010 features an analysis of the participation of UN suppliers in the world's largest global corporate citizenship initiative, the Global Compact. The United Nations strongly encourages its suppliers to support the Global Compact and its principles¹.

- In 1999, the United Nations Secretary General Kofi Annan challenged the business leaders gathered at the World Economic Forum in Davos to develop greater social and environmental responsibility in their business activities. He offered them a new compact of shared values and principles, to give a human face to the global market: the Global Compact.
- The Global Compact is a framework for businesses that are committed to aligning their operations and strategies with ten universally accepted principles in the areas of human rights, labour, the environment and anti-corruption. As the world's largest global corporate citizenship initiative, the Global Compact is a voluntary scheme, a learning dialogue and a platform for action.

Procurement from Global Compact members as a percentage of orders of \$30,000 or more

The percentage of United Nations procurement volume which comes from contracts with Global Compact members has increased over the period 2006-2010, reaching 17.94 percent in 2010.



¹ Being a signatory to the UN Global Compact does not provide a company preferential treatment throughout a procurement process. The procurement process as applied by UN organisations ensures that all prospective bidders are treated equally, fairly and in a transparent manner.

Year	Total contracts of \$30,000 or more (million)	Procurement from Global Compact members	Percentage
2006	6,141	756	12.32%
2007	6,819	1,056	15.50%
2008	9,338	1,321	14.15%
2009	10,964	1,778	16.22%
2010	14,765	2,022	17.94%

Global Compact Geographical Origin according to the volume of orders

Global Compact membership is still more widespread among UN suppliers located in the northern hemisphere with Europe and North America representing the highest share of membership. The aggregated share of UN suppliers from Africa, Asia and Central/South America with membership continues to trend positively having risen from 21 percent in 2006 to 30 percent in 2010. Participation of suppliers from Oceania continues to be very limited.

Figure 10
Regional breakdown of Global Compact registered suppliers in 2010

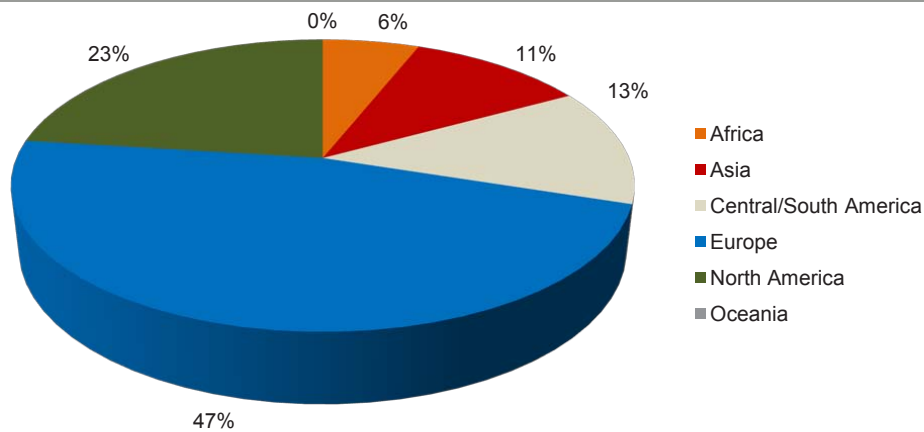
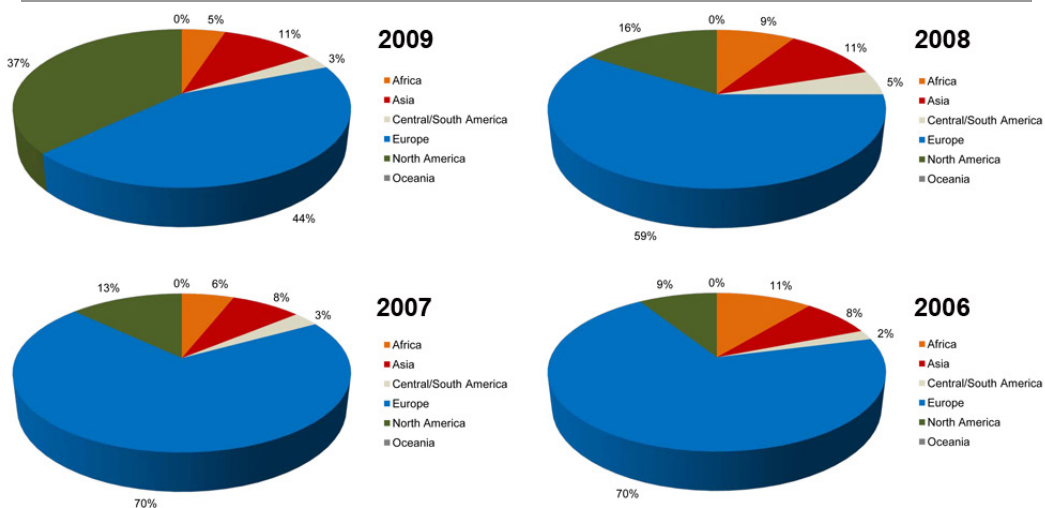


Figure 11
Regional breakdown of Global Compact registered suppliers 2006-2009



Sustainability reporting in the UN System

The United Nations has an impact on the economic, environmental and social fabric where it conducts its operations. Acknowledging this, the UN has committed to achieving climate neutrality and overall environmental sustainability, and it is pursuing this goal with a system-wide initiative since 2009.

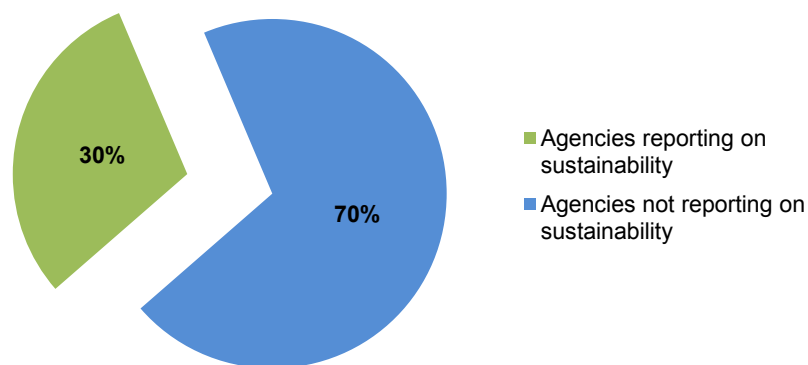
Openness and transparency on the way UN operations are managed and donor funds are employed are in the best interest of UN stakeholders and of the international community. For these reasons, a sustainability reporting system has been introduced.

For the third year, the Annual Statistical Report contains a section on sustainability reporting. The report focuses on two key areas of sustainability performance for the UN:

- sustainable procurement, and
- sustainable office management

Out of the 33 agencies that returned statistical information for 2010 and are therefore included in the ASR, 30 percent provided (in whole or in part) information on their sustainability performance¹.

Figure 12
Sustainability reporting among UN agencies



From vision to implementation

In terms of the framework for sustainable procurement, the report reflects the progress made by some sustainability champions in the UN system. United Nations Volunteers (UNV) has reported the adoption of an sustainable procurement policy and the World Trade Organization (WTO) plans to adopt one in 2011. UNOPS and UNV have initiated a sustainable procurement programme and the UN Office in Nairobi (UNON) and WTO will follow suit in 2011.

Procurement personnel have undergone sustainable procurement training in the last three years in the Food and Agricultural Organization (FAO), UN Economic and Social Commission for Asia and the Pacific (ESCAP), the UN Children's Fund (UNICEF) and UNOPS. The UN Industrial Development Organization (UNIDO) always makes its suppliers aware of their code of conduct when engaging them and the UNICEF Supply Division will start to do the same in 2011. UNV has applied its sustainable procurement policy to cases where environment and social issues are prevalent, such as printing, travel and contracts.

¹The reports provided by FAO, UNIDO, UNOPS, UNV, WTO refer to the respective HQ only. The report provided by UNON refers to the procurement function. UNICEF reports on its Supply Division, with the exception of some procurement environmental information which refers to the global procurement function. UNESCAP is also reporting for other Bangkok based agencies: UNEP, OCHA, OHCHR and ISDR.

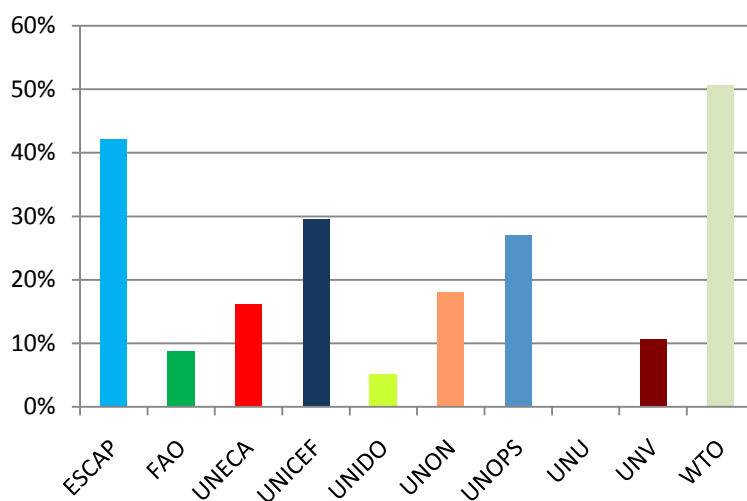
Tools and processes

In the UN system, the lack of an integrated reporting system remains the main barrier to reporting on sustainable procurement progress. To overcome this issue, UNICEF has analysed a sample of purchasing orders and estimated that about 52 percent of its procurement volume is placed with suppliers having written statement of their policy on human rights, labour rights and the environment or an ISO 14001 certification. They also estimate that about 8 percent of spending is placed with suppliers holding the SA8000 (or equivalent) certification, a global social accountability standard for decent working conditions.

In FAO, in 70 percent of tenders for cleaning products and services, and in 60 percent of tenders for office furniture, environmental criteria were specified and “greener” organizations/products received additional points during the evaluation phase.

For the third year, participation of suppliers from the reporting agencies in the Global Compact initiative has been analysed. Procurement statistics on contracts of \$30,000 or more have been crossed with the list of Global Compact participants; the result shows a quite diverse level of participation among agencies. However, it should be considered that year on year statistical variations can be significant especially in those agencies with a smaller procurement volume.

Figure 13
Percentage of expenditure with Global Compact suppliers



Environmental performance

The use of resources, materials and production of office waste has also been explored within the theme of environmental office performance. This is an area that intersects with sustainable procurement for administrative functions, and with the carbon neutrality goal. The number of agencies which have been able to report on 2010 water withdrawal, waste production and electricity consumption is the same as 2009.

Figure 14 illustrates the water consumption in relation to the number of office occupants.

Figure 14
Water consumption by agency in metres cubed per occupant

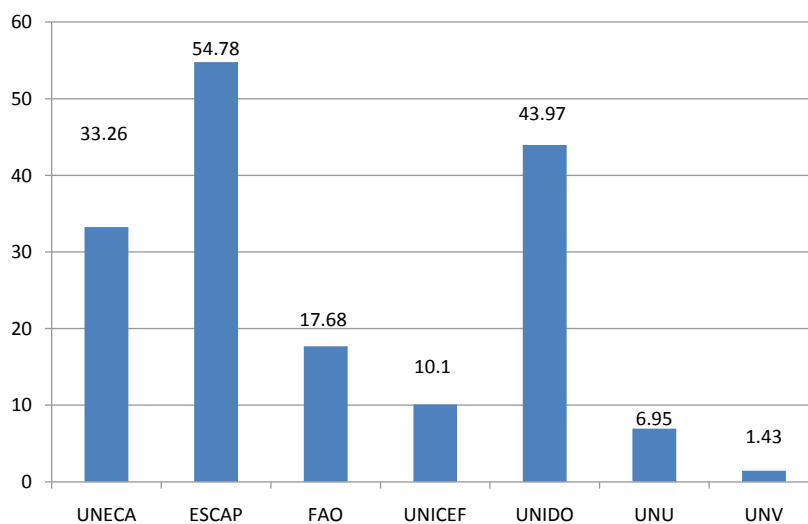
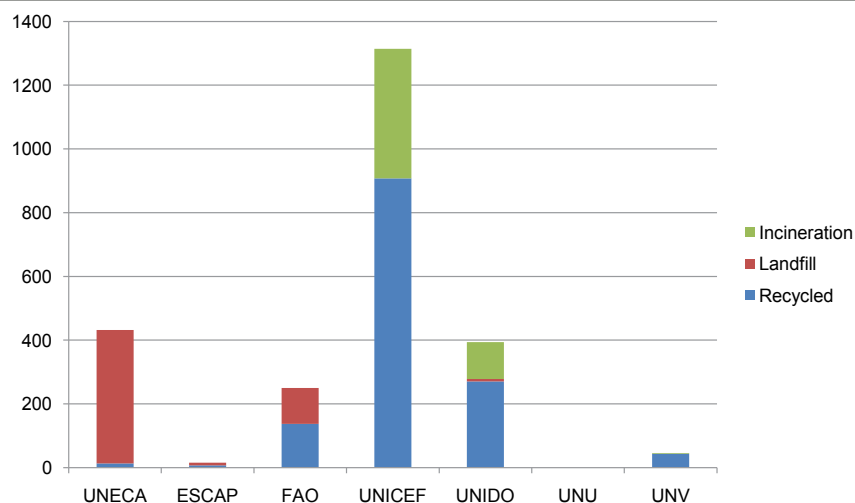
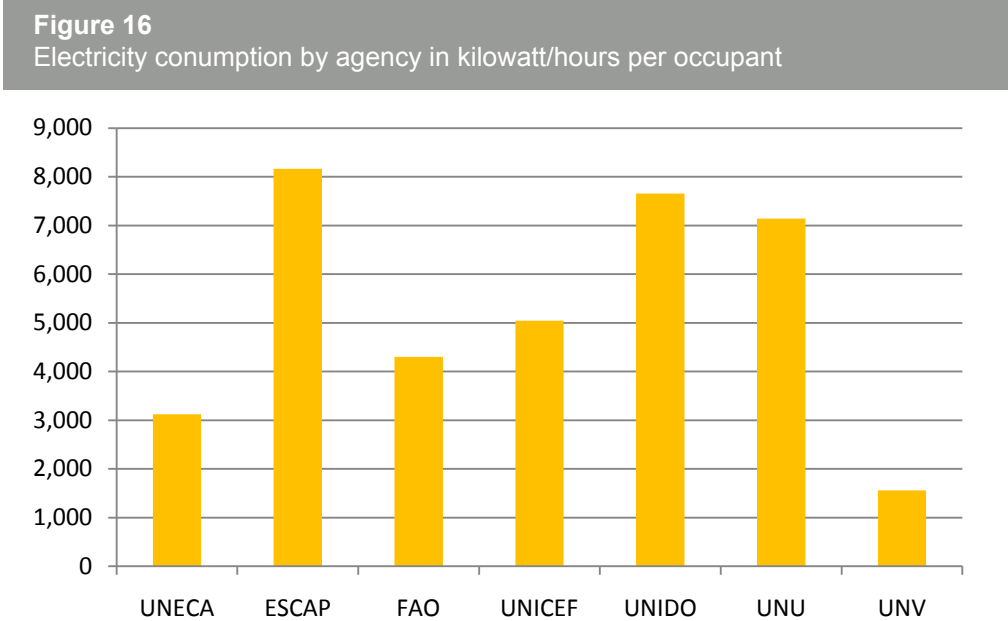


Figure 15 on waste production and management provides information on the amount of waste produced (in kilograms per office occupant) and its disposal. The UNICEF waste production results are particularly high because it includes both office and warehouse waste which at present cannot be separated.

Figure 15
Waste production (kilogram per occupant) and disposal method by agency



Finally, Figure 16 shows the level of energy consumption per office occupant across seven reporting agencies.



The objective for future reporting is to increase the amount of information received, involving a higher number of agencies and improving data quality. The sustainability report will also reinforce coordination with other existing UN programmes that share its objectives and partly also its tools, such as the UN Global Compact or the Sustainable UN (SUN) initiative.

While acknowledging that the report may show some limitations in its initial years, we are confident that it will send the right signal to the international community, to UN suppliers and the market at large, and finally to civil society and all our stakeholders.

About the report

Background

The first annual statistical report on procurement by UN agencies in respect of operational activities, prepared by the Inter-Agency Procurement Services Office (IAPSO) of the United Nations Development Programme, was submitted to the 39th session of the General Assembly (Doc. A/39/417) in 1984. By resolution 39/220 the General Assembly established the need for recurrent reporting of such information on operational activities and encouraged organizations of the UN system to co-operate with IAPSO in this important exercise. Since 2008 the report has been compiled by UNOPS as a result of the partial merger between UNOPS and IAPSO.

Methodology

Statistical data on procurement of goods and services and the personnel components for operational activities are requested from UN organizations. To facilitate collection and compilation of the large amount of data, UNOPS provides pro-forma tables available from the UNGM website, together with instructions for completing the reporting requirements.

The 2010 report compiles information supplied by 36 UN organizations in total (of which 36 provided procurement data and 9 personnel data). UNOPS relies entirely on the co-operation of the reporting entities. In general, response rates were satisfactory and data quality has improved with the use of better reporting tools.

Data is reported on goods based on countries of supply and on services based on country of contractor. Moreover, procurement orders and contracts for services are reported by contract amount and not by expenditures incurred. Most UN agencies cannot report data based on country of origin of goods, or on actual expenditures at the present time.

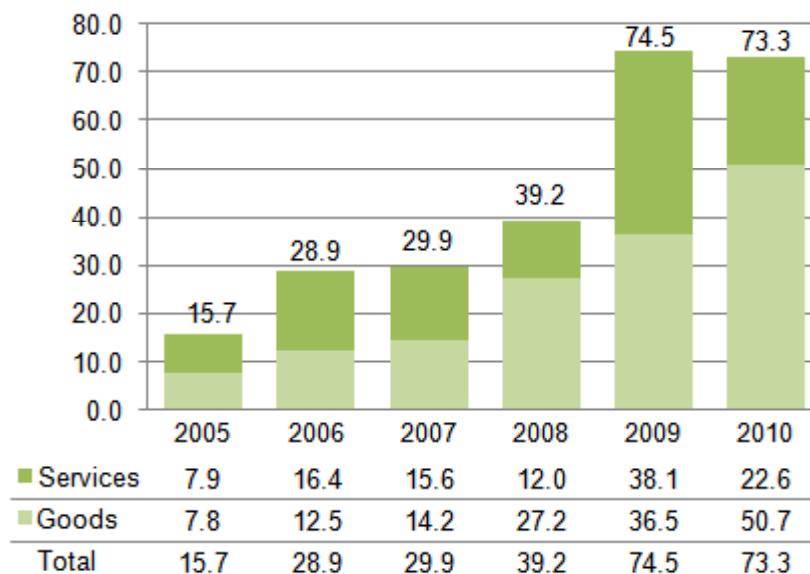


Procurement profiles of the DAC member countries

Share of Total Procurement Value 2010
Goods & Services
 UN SYSTEM USD 73.3 mill. 0.5%

1. Procurement Trend

(\$ Million)



2. Procurement by Agency of Goods & Services

(\$ Million)

UN/PD	54.35
UNDP	7.87
WFP	3.82
IAEA	1.39
UNOPS	1.08
PAHO	0.94
FAO	0.87
UNFPA	0.67
UNICEF	0.59
UNHCR	0.48
UNESCO	0.45
WHO	0.40
ITU	0.14
UNV	0.07
UNOG	0.04
OTHER	0.12
TOTAL	73.28

3. Commonly Procured Goods & Services

Goods

- Petroleum Products
- Electric Motors, Generators
- Telecommunications Equipment
- Laboratory & Medical Equipment
- Food Supplies

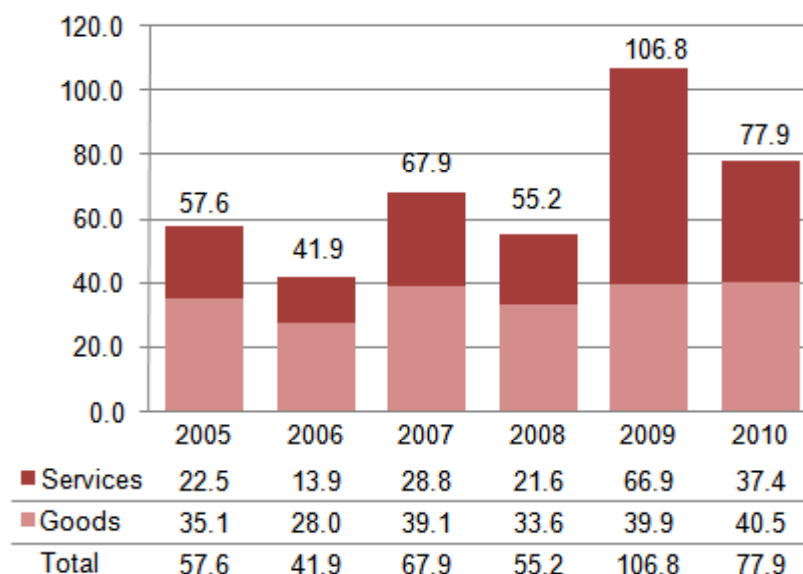
Services

- Transport Services
- General Project Management
- Logistics Support
- Medical Services
- Freight Forwarding

Share of Total Procurement Value 2010
Goods & Services
 UN SYSTEM USD 77.9 mill. 0.54%

1. Procurement Trend

(\$ Million)



2. Procurement by Agency of Goods & Services

(\$ Million)

IAEA	43.32
UNDP	13.26
UNOV	6.33
UN/PD	5.09
UNIDO	5.03
UNICEF	1.80
FAO	1.71
UNOPS	0.40
WFP	0.20
UNFPA	0.18
UNESCO	0.15
UNHCR	0.13
ILO	0.07
UNOG	0.05
UNON	0.04
WHO	0.04
PAHO	0.02
OTHER	0.04

TOTAL 77.85

3. Commonly Procured Goods & Services

Goods

- IT Equipment
- Electricity & Distribution Apparatus
- Motor Vehicles
- Medical & Lab. Equipment and Supplies
- Pharmaceuticals
- Telecommunication Equipment
- Nuclear Research

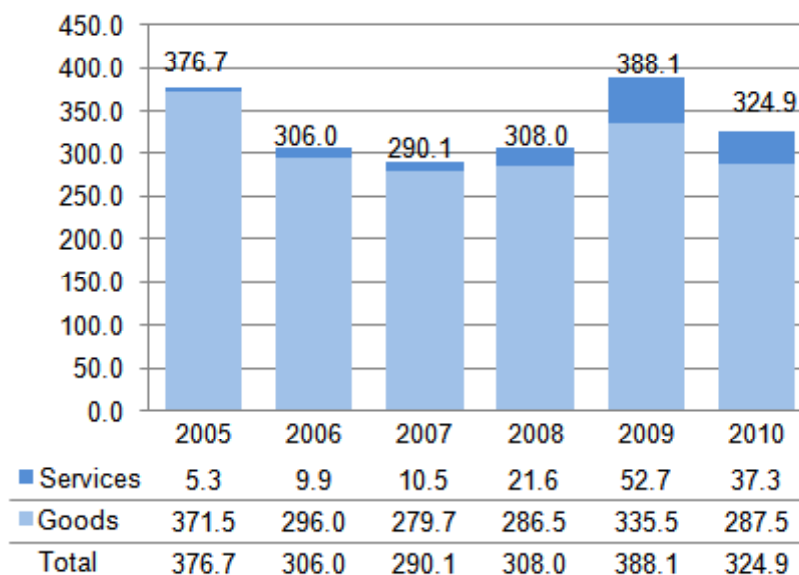
Services

- Energy and Policy Management
- Building & Construction services
- Environmental Management
- Printing Services
- Rental Services

Share of Total Procurement Value 2010
Goods & Services
 UN SYSTEM USD 324.9 mill. 2.23%

1. Procurement Trend

(\$ Million)



2. Procurement by Agency of Goods & Services

(\$ Million)

UNICEF	197.27
WFP	51.77
PAHO	31.87
UN/PD	8.94
UNV	8.63
UNDP	7.61
UNIDO	3.85
FAO	2.17
UNESCO	1.33
WTO	1.30
UNOPS	1.23
UNHCR	1.15
UNRWA	1.15
UNU	1.13
IAEA	1.11
ILO	1.03
WHO	0.74
UNFPA	0.69
OTHER	1.89
TOTAL	324.86

3. Commonly Procured Goods & Services

Goods

- Vaccines, Biologicals
- Food, Nutrition
- Tent/Camp outdoor Equipment
- Telecommunication & Software Equipment
- Medical & Laboratory Supplies, Renewables
- Pharmaceuticals

Services

- Freight Forwarding
- Insurance Services
- Consultancy Services & Health Management
- Translation services
- IT Services
- Industrial Planing & Programming
- Telecommunication Services

Share of Total Procurement Value 2010

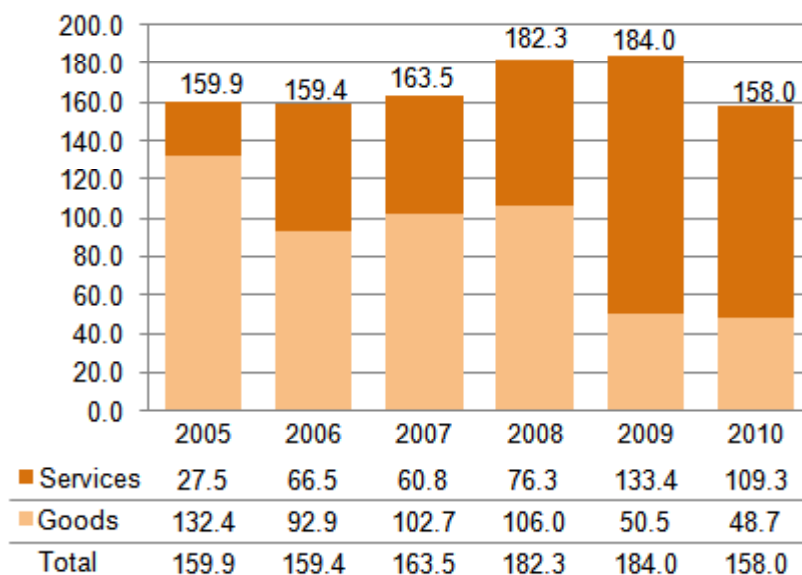
Goods & Services

UN SYSTEM

USD 158.0 mill. 1.09%

1. Procurement Trend

(\$ Million)



2. Procurement by Agency of Goods & Services

(\$ Million)

UN/PD	66.02
WFP	45.36
UNDP	25.25
UNICEF	7.41
PAHO	2.47
IAEA	2.21
UNHCR	1.95
UNOPS	1.30
UNON	1.29
UNFPA	1.04
UNESCO	1.03
ILO	0.60
WIPO	0.32
FAO	0.31
ITU	0.27
OTHER	1.20
TOTAL	158.04

3. Commonly Procured Goods & Services

Goods

- Food Supplies
- Motor Vehicles & Parts thereof
- Vaccines, Pharmaceuticals
- Prefabricated buildings
- Elections Equipment
- Computer Equipment
- Nuclear Research

Services

- Transport Services
- Freight Forwarding
- Airline Management Operations
- Technical Studies
- Financial Services (Mainly for Auditing)
- Insurance & Pension Funds
- Project Administration

Share of Total Procurement Value 2010

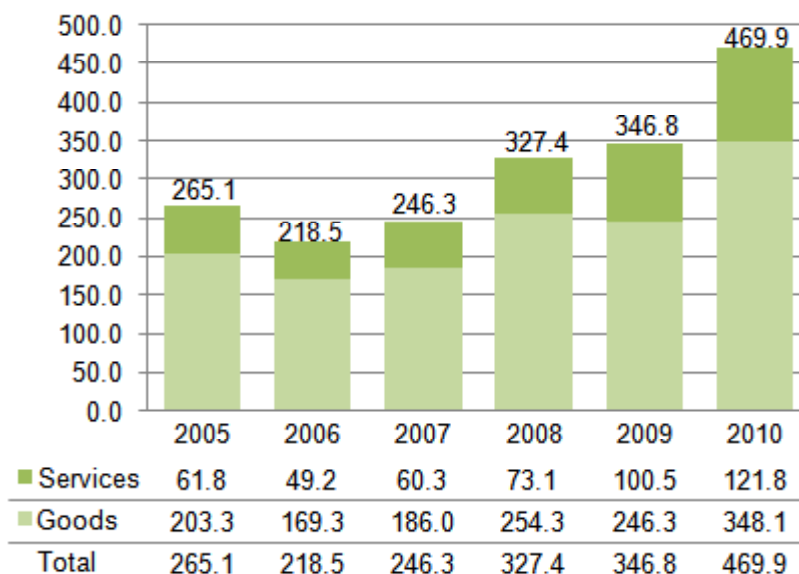
Goods & Services

UN SYSTEM

USD 469.9 mill. 3.23%

1. Procurement Trend

(\$ Million)



2. Procurement by Agency of Goods & Services

(\$ Million)

UNDP	157.04
UNICEF	128.15
UN/PD	73.29
UNOPS	30.56
UNHCR	24.44
WFP	23.51
UNFPA	14.58
FAO	5.14
WHO	3.58
PAHO	2.16
UNON	1.44
UNESCO	1.28
UNIDO	1.07
UNOV	0.92
ECA	0.84
UNOG	0.58
UNRWA	0.39
OTHER	0.94

TOTAL 469.90

3. Commonly Procured Goods & Services

Goods

- IT Equipment & Office Supplies
- Vaccines, Medical Supplies
- Bednets
- Elections Equipment
- Telecommunications & Communications Equipment
- Motor Vehicles
- Food Supplies
- Furniture
- Cold Chain Equipment

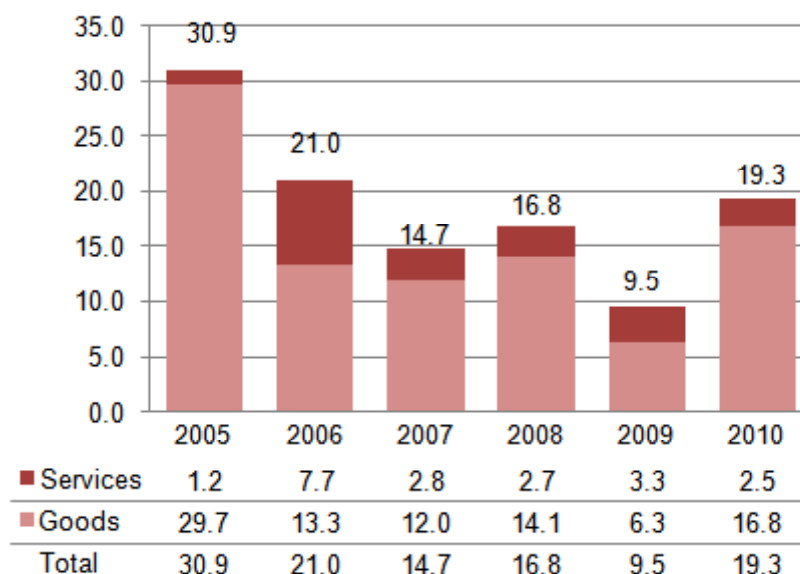
Services

- Freight & Transport Services
- Mine Action Services, EOD
- Road Rehabilitation Services
- Leasing Services

Share of Total Procurement Value 2010
Goods & Services
 UN SYSTEM USD 19.3 mill. 0.13%

1. Procurement Trend

(\$ Million)



2. Procurement by Agency of Goods & Services

(\$ Million)

UNFPA	12.34
UNICEF	2.04
UN/PD	1.68
UNDP	1.22
UNHCR	0.61
WHO	0.44
WFP	0.30
UNIDO	0.24
OPCW	0.12
PAHO	0.09
UNOG	0.06
ILO	0.06
WMO	0.03
ITU	0.02

TOTAL 19.28

3. Commonly Procured Goods & Services

Goods

- Medical Consumables
- Nutrition
- Telecom Equipment
- Cold Chain Equipment
- Education Supplies

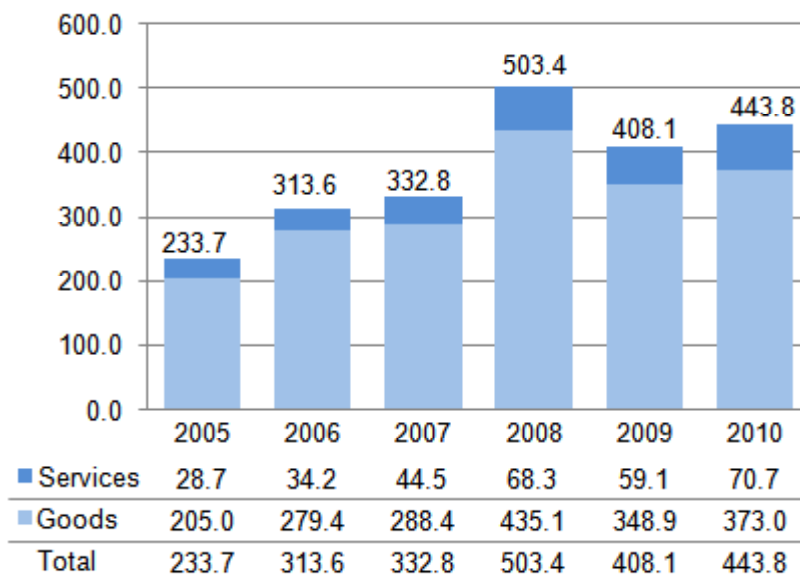
Services

- Machinery & Vehicle Maintenance
- Forest Conservation
- Transport Services
- Office, Computer & Communication Equip. Maintenance & Repair

Share of Total Procurement Value 2010
Goods & Services
 UN SYSTEM USD 443.8 mill. 3.05%

1. Procurement Trend

(\$ Million)



2. Procurement by Agency of Goods & Services

(\$ Million)

UNICEF	142.61
PAHO	94.32
WFP	76.79
UN/PD	48.05
UNESCO	25.86
UNDP	22.99
WHO	5.61
FAO	4.01
UNOPS	2.82
ITU	2.66
UNHCR	2.65
UNOG	2.55
WIPO	2.04
UNON	1.91
UNIDO	1.90
ILO	1.89
OTHER	4.05

TOTAL 443.77

3. Commonly Procured Goods & Services

Goods

- Vaccines, Biologicals
- Motor Vehicles
- Nutrition
- Food Supplies
- Water & Sanitation
- Pharmaceuticals
- Computer Software & Office Equipment
- Medical Equipment & supplies

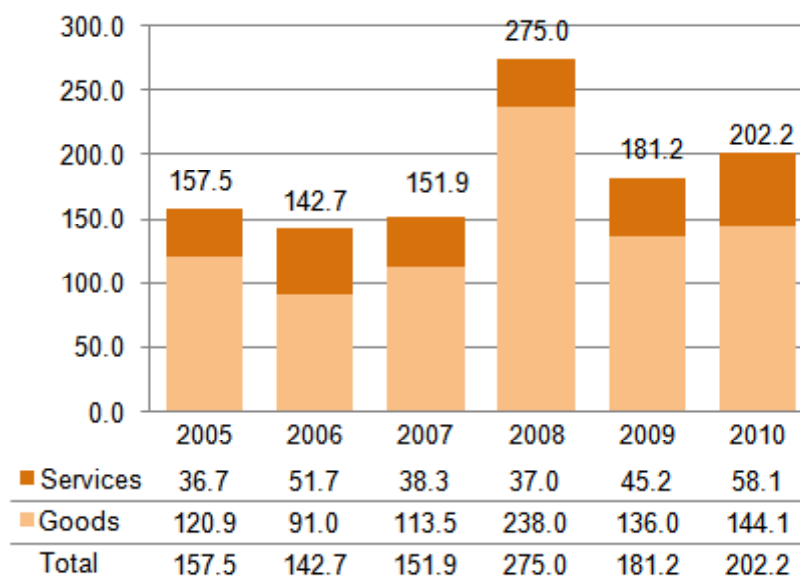
Services

- Freight Forwarding
- Transport Services
- Rural Development Support
- Rental & Leasing Services
- Waste Disposal

Share of Total Procurement Value 2010
Goods & Services
 UN SYSTEM USD 202.2mill. 1.39%

1. Procurement Trend

(\$ Million)



2. Procurement by Agency of Goods & Services

(\$ Million)

UNICEF	37.44
UN/PD	36.86
UNFPA	26.99
UNDP	22.44
UNOPS	16.02
IAEA	15.40
WFP	6.50
WIPO	5.98
UNV	5.84
WHO	5.61
UNHCR	3.48
PAHO	3.12
UNESCO	3.05
UNIDO	2.74
UNOG	2.60
FAO	2.09
UNON	1.32
ILO	1.16
IFAD	1.01
OTHER	2.59

TOTAL 202.24

3. Commonly Procured Goods & Services

Goods

- Vaccines/biologicals
- Motor Vehicles
- Food Supplies & Nutrition
- Prefabricated Buildings
- Laboratory Equipment
- Pharmaceuticals
- Water and Sanitation equipment
- Medical Supplies & Consumables

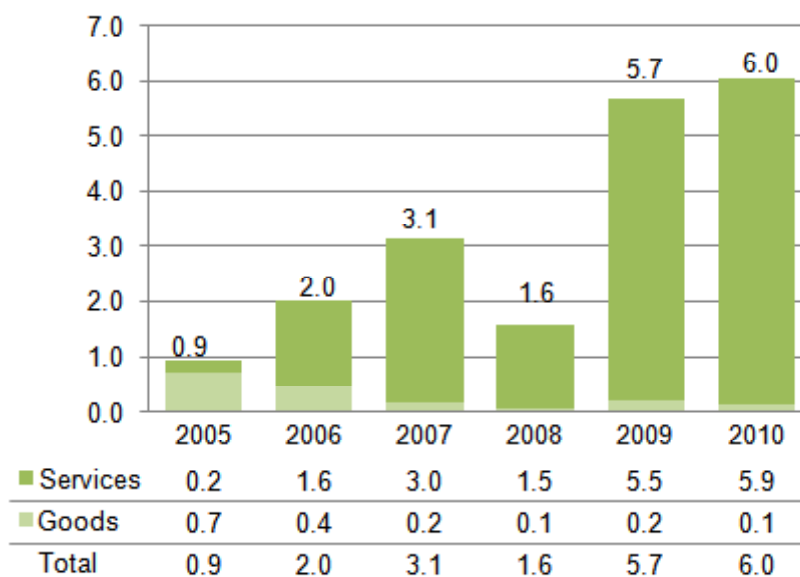
Services

- Transport Services
- Airline Management & operations
- Security Services
- IT Services
- Travel Services
- Taxation
- Investments & Funds

Share of Total Procurement Value 2010
 Goods & Services
 UN SYSTEM USD 6.0 mill. 0.04%

1. Procurement Trend

(\$ Million)



2. Procurement by Agency of Goods & Services

(\$ Million)

WFP	4.15
UNDP	0.78
UNHCR	0.48
UNON	0.23
UN/PD	0.13
UNESCO	0.12
ILO	0.06
UNOV	0.03
UNOPS	0.02
OTHER	0.03
TOTAL	6.03

3. Commonly Procured Goods & Services

Goods

- Fire Protection
- Structural Building Products

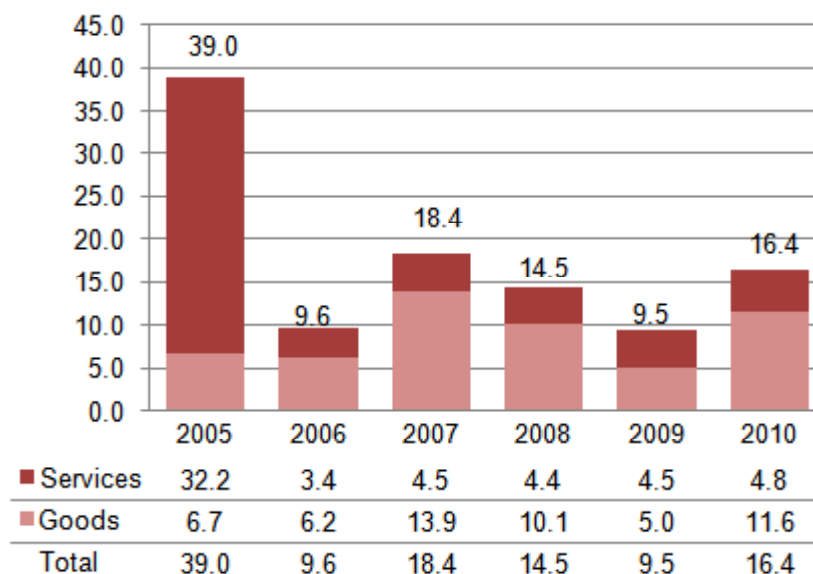
Services

- Transport Services
- Financial Services
- Waste Disposal
- Health Care Services
- Business & Administration Services

Share of Total Procurement Value 2010
 Goods & Services
 UN SYSTEM USD 16.4 mill. 0.11%

1. Procurement Trend

(\$ Million)



2. Procurement by Agency of Goods & Services

(\$ Million)

WFP	6.71
UNICEF	2.18
UNESCO	2.02
UN/PD	1.70
UNDP	1.23
UNFPA	0.43
ILO	0.32
UNOPS	0.32
UNON	0.26
WHO	0.25
PAHO	0.24
WIPO	0.13
IFAD	0.12
UNHCR	0.12
ITC	0.11
OTHER	0.26

TOTAL 16.40

3. Commonly Procured Goods & Services

Goods

- Water & Sanitation Equipment
- Software
- Electric Motors & Generators
- Pharmaceuticals
- Food Supplies
- Metal Goods
- Diagnostic Test Kits
- Medical Supplies

Services

- Computer Services Training
- Consultancy Services
- Office, Computer & Communication Equi. Maintenance & Repair

Share of Total Procurement Value 2010

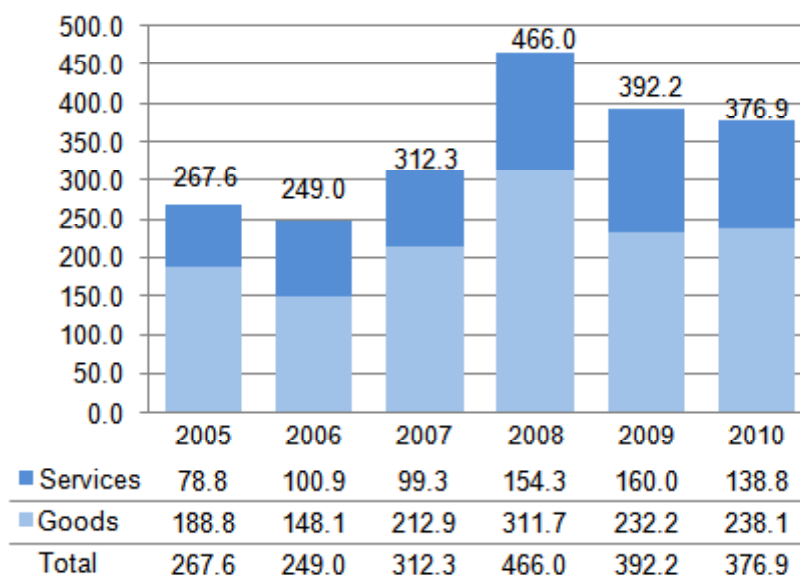
Goods & Services

UN SYSTEM

USD 376.9mill. 2.59%

1. Procurement Trend

(\$ Million)



2. Procurement by Agency of Goods & Services

(\$ Million)

UN/PD	132.41
WFP	74.89
UNICEF	45.19
FAO	28.87
IFAD	26.56
UNDP	16.34
PAHO	14.60
UNHCR	10.62
ILO	8.31
UNIDO	5.19
UNOPS	4.01
UNFPA	2.80
UNESCO	2.62
IAEA	1.53
UNRWA	0.90
UNOG	0.80
OTHER	1.25

TOTAL 376.90

3. Commonly Procured Goods & Services

Goods

- Vaccines/biologicals
- Furniture
- Prefabricated buildings
- Food Supplies
- Electric motors & Generators
- Water & Sanitation Equipment
- Medical, Surgical Supplies
- Motor Vehicles
- Shelters & Field Equipment

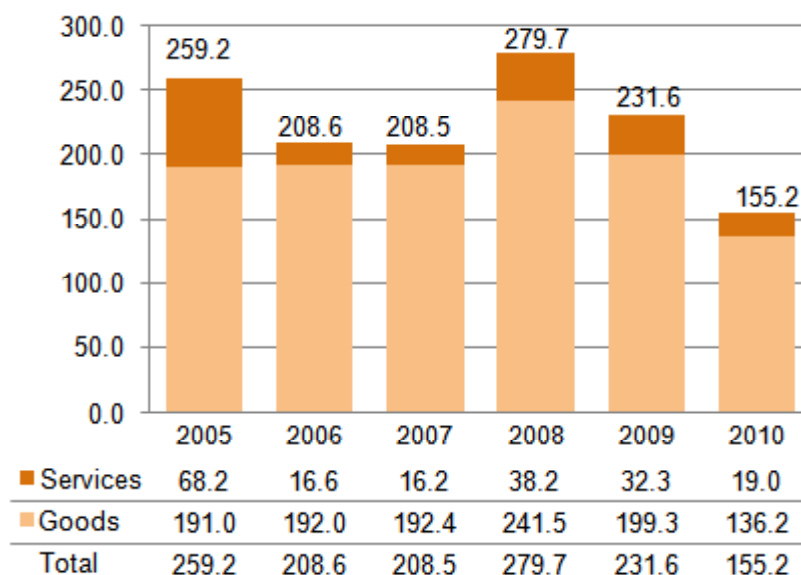
Services

- Freight Forwarding
- Air Charter
- Security Services
- Advertising and Information Services
- Engineering Consultancies
- Office Building Rental
- Building & Construction Services
- Environmental Services

Share of Total Procurement Value 2010
 Goods & Services
 UN SYSTEM USD 155.2 mill. 1.1 %

1. Procurement Trend

(\$ Million)



2. Procurement by Agency of Goods & Services

(\$ Million)

UNICEF	56.15
UNOPS	27.42
UN/PD	22.12
UNHCR	13.41
WFP	11.32
UNDP	9.37
WHO	5.40
WIPO	4.47
FAO	2.65
UNESCO	1.05
IAEA	0.64
UNIDO	0.59
ILO	0.26
OTHER	0.35
TOTAL	155.20

3. Commonly Procured Goods & Services

Goods

- Motor Vehicles
- Motor Cycles
- Armoured & Terrain Vehicles
- Food Supplies
- Household technology
- Tankers, Bulldozers
- Water Treatment Plant
- Rescue Vehicles & Ambulances
- Vaccines/Biologicals

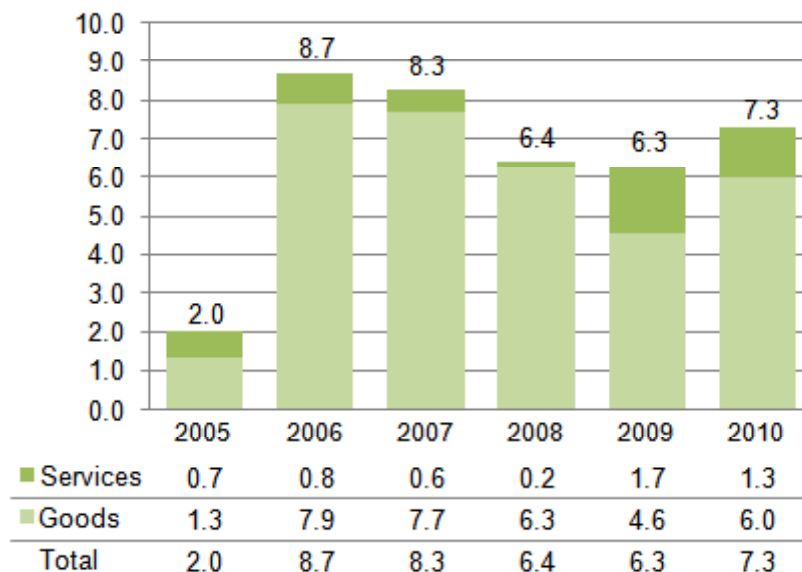
Services

- Engineering Services
- Construction & Rehabilitation Works
- Freight Forwarding
- Consultancy Services
- Transport Services
- Financial Services & Insurance

Share of Total Procurement Value 2010
 Goods & Services
 UN SYSTEM USD 7.3 mill. 0.05%

1. Procurement Trend

(\$ Million)



2. Procurement by Agency of Goods & Services

(\$ Million)

UNICEF	5.57
UNESCO	0.63
WHO	0.35
UNHCR	0.32
UNDP	0.14
UNFPA	0.08
UNIDO	0.07
ITC	0.05
PAHO	0.05
UNOPS	0.02
OTHER	0.03

TOTAL 7.31

3. Commonly Procured Goods & Services

Goods

- Cold Chain Equipment

Services

- Printing & Publishing Services
- Design/Photographic Services

Share of Total Procurement Value 2010

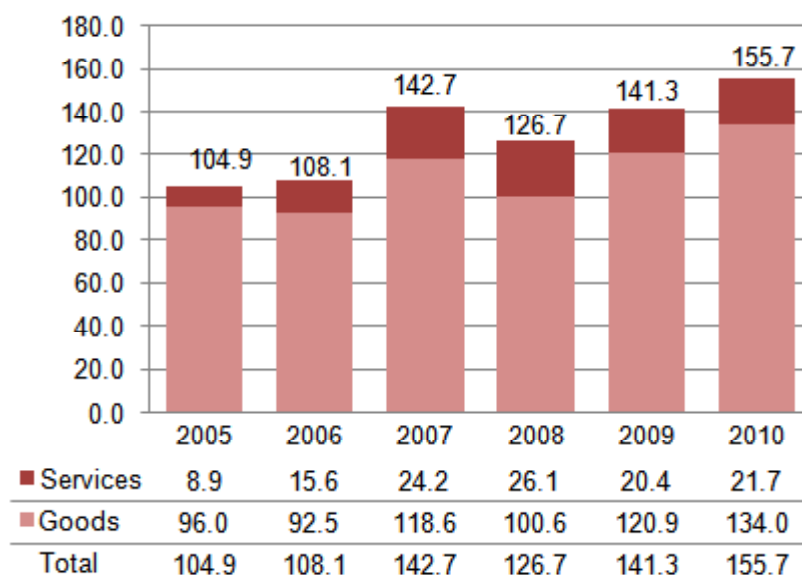
Goods & Services

UN SYSTEM

USD 155.7 mill. 1.07%

1. Procurement Trend

(\$ Million)



2. Procurement by Agency of Goods & Services

(\$ Million)

UNDP	26.26
UNFPA	22.58
PAHO	17.48
UN/PD	17.46
UNICEF	14.55
UNRWA	13.66
WFP	11.17
WHO	10.24
OPCW	6.11
UNHCR	3.77
FAO	3.25
UNIDO	2.87
UNOPS	2.40
IAEA	1.03
UNESCO	0.98
ILO	0.74
OTHER	1.11

TOTAL 155.65

3. Commonly Procured Goods & Services

Goods

- Pharmaceuticals
- Food Supplies
- Medical & Laboratory Equipment
- Trailers & Machinery
- Dairy Products
- Hand Tools
- Vaccines

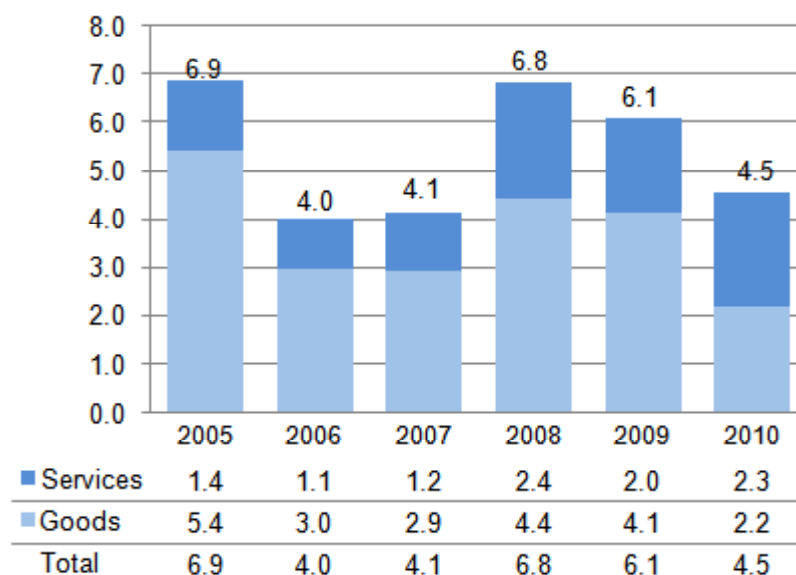
Services

- Property Rent
- Transport Services
- Construction Services
- Environmental Management
- IT Services & PC Software Maintenance & Repair
- Cleaning Services
- Welfare & Social Services
- Search & Rescue Operations

Share of Total Procurement Value 2010
 Goods & Services
 UN SYSTEM USD 4.5 mill. 0.03%

1. Procurement Trend

(\$ Million)



2. Procurement by Agency of Goods & Services

(\$ Million)

UNDP	1.81
UN/PD	1.39
WFP	0.36
FAO	0.31
UNESCO	0.17
UNFPA	0.16
WHO	0.11
UNOPS	0.06
ILO	0.05
OTHER	0.10

TOTAL 4.53

3. Commonly Procured Goods & Services

Goods

- Telecommunication Equipment
- Software
- Food Supplies

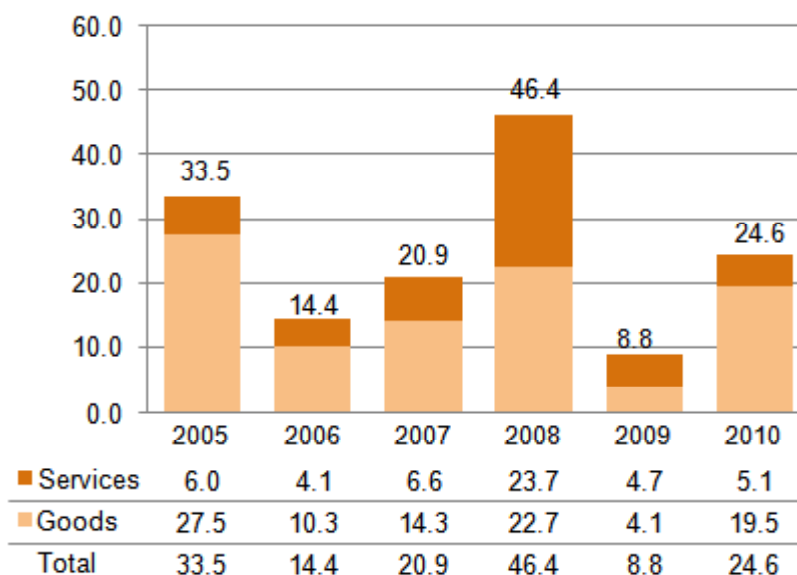
Services

- Management Training
- Consultant Services
- Telecommunication Services

Share of Total Procurement Value 2010
 Goods & Services
 UN SYSTEM USD 24.6 mill. 0.17%

1. Procurement Trend

(\$ Million)



2. Procurement by Agency of Goods & Services

(\$ Million)

WFP	11.40
UNICEF	5.77
UNDP	2.63
UNOG	1.14
UNHCR	1.07
UNRWA	0.55
UNIDO	0.50
UNOPS	0.46
WHO	0.37
PAHO	0.31
OTHER	0.36

TOTAL 24.57

3. Commonly Procured Goods & Services

Goods

- Tents, Tarpaulins & Camping Equipment
- Nutrition
- Pre-Fabricated Buildings
- Medical Consumables
- Education Supplies
- Communications & Telecommunication Equipment
- Water & Sanitation

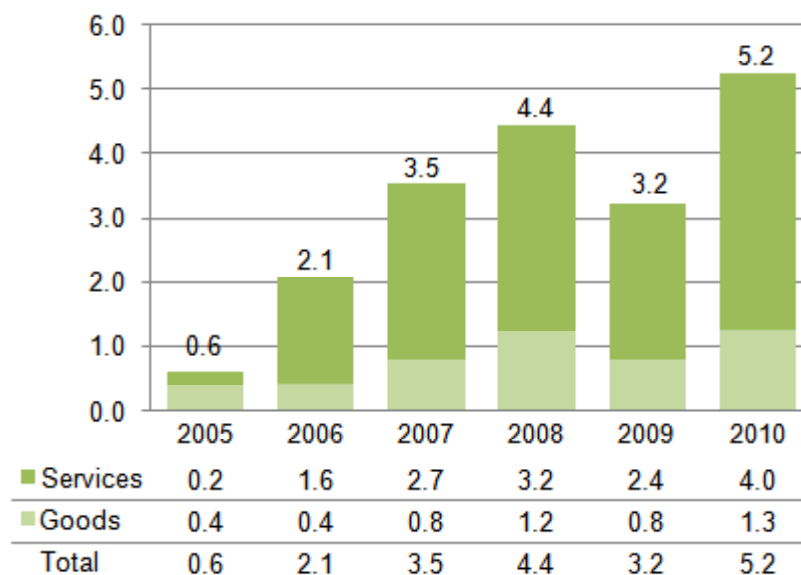
Services

- Satellite Communication Services
- Environmental Management
- Trade Services
- Training
- Inspection of Goods

Share of Total Procurement Value 2010
 Goods & Services
 UN SYSTEM USD 5.2 mill. 0.04%

1. Procurement Trend

(\$ Million)



2. Procurement by Agency of Goods & Services

(\$ Million)

UNDP	3.28
UNRWA	0.81
WFP	0.50
UN/PD	0.35
UNESCO	0.10
UNIDO	0.07
UNOG	0.05
UNFPA	0.02
UNICEF	0.02
ILO	0.01
FAO	0.01
UNOPS	0.01
OTHER	0.01
TOTAL	5.24

3. Commonly Procured Goods & Services

Goods

- Pharmaceuticals
- Medical Equipment
- Office Equipment
- Motor Vehicles

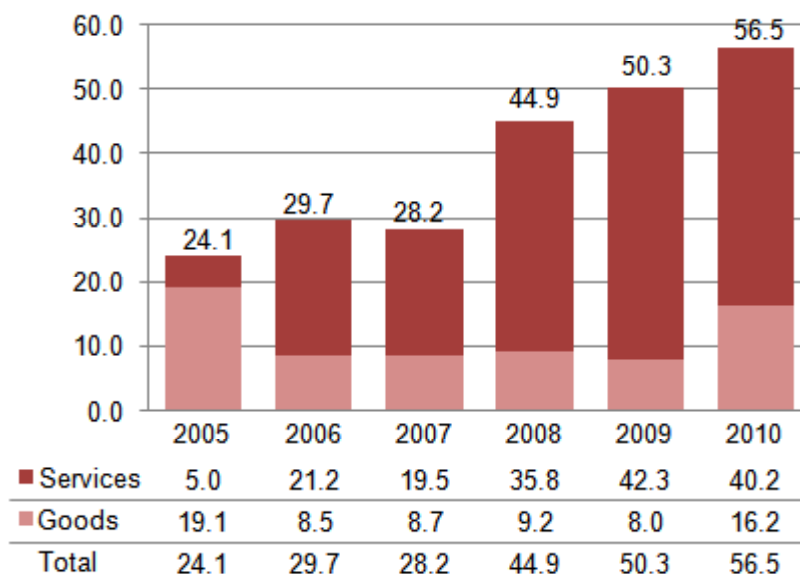
Services

- Transport Services
- Management Training
- Translation

Share of Total Procurement Value 2010
 Goods & Services
 UN SYSTEM USD 56.5 mill. 0.39%

1. Procurement Trend

(\$ Million)



2. Procurement by Agency of Goods & Services

(\$ Million)

UN/PD	30.98
UNDP	9.68
UNIDO	3.37
UNICEF	2.48
WTO	1.89
UNOPS	1.83
WFP	1.55
UNESCO	1.35
PAHO	0.75
UNOG	0.68
FAO	0.62
ECLAC	0.17
UNHCR	0.16
ITU	0.14
UNON	0.13
OTHER	0.67

TOTAL 56.45

3. Commonly Procured Goods & Services

Goods

- Food items
- Motor Vehicles
- ODS Phaseout Equipment
- Greenhouses
- EDP Equipment
- Medical & Hygiene Kits
- Water & Sanitation

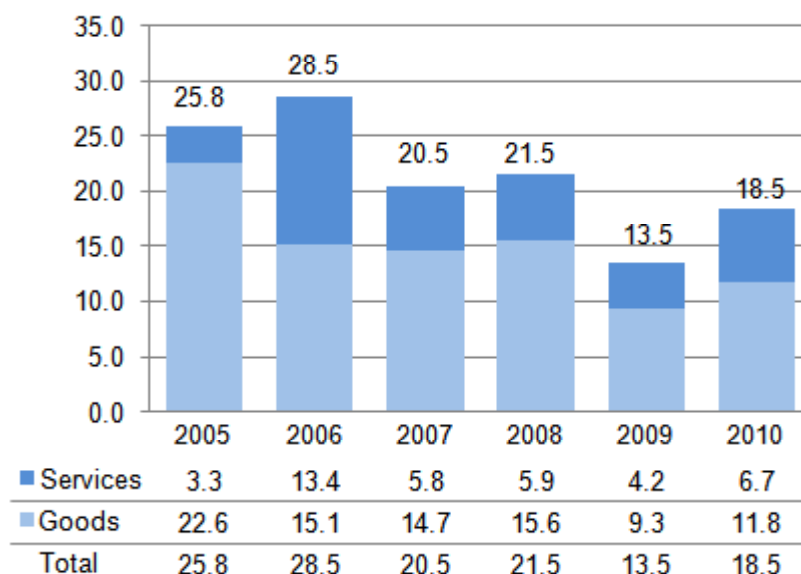
Services

- Airline Management & Operations
- Construction Works
- Travel Services
- Technical Studies
- Building & Engineering Services
- Language & Translation
- Security Services

Share of Total Procurement Value 2010
Goods & Services
 UN SYSTEM USD 18.5 mill. 0.13%

1. Procurement Trend

(\$ Million)



2. Procurement by Agency of Goods & Services

(\$ Million)

UNICEF	8.34
UNDP	3.00
UNOPS	2.01
UN/PD	1.72
UNESCO	0.68
FAO	0.66
UNHCR	0.45
UNFPA	0.39
IFAD	0.30
IAEA	0.25
WHO	0.24
UNOG	0.20
OTHER	0.24
TOTAL	18.47

3. Commonly Procured Goods & Services

Goods

- Medical Consumables
- Telecommunication Equipment
- Education Supplies
- Cold Chain Equipment
- Laboratory Supplies
- Iron Materials

Services

- Maintenance & Repair Services
- Water & Sanitation
- Politics
- HR Management
- Consulting & Contract Services
- Education & Training Services

Share of Total Procurement Value 2010

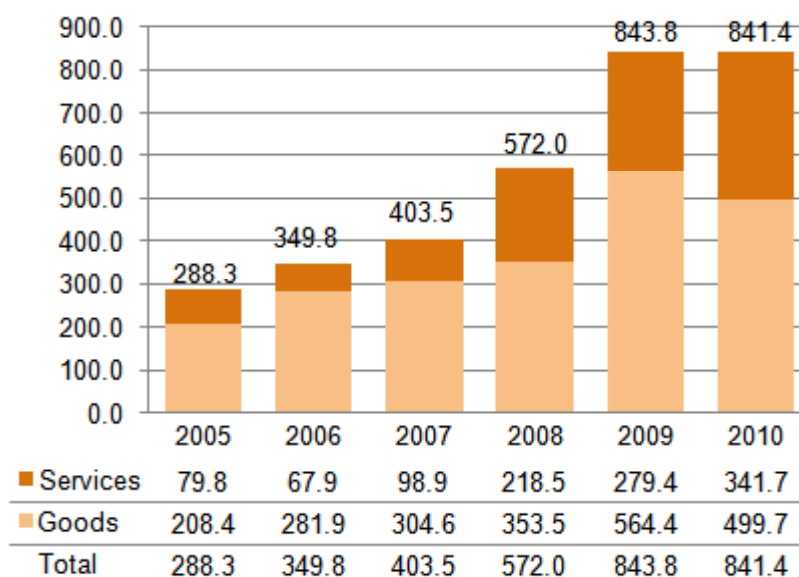
Goods & Services

UN SYSTEM

USD 841.4mill. 5.78%

1. Procurement Trend

(\$ Million)



2. Procurement by Agency of Goods & Services

(\$ Million)

UNICEF	279.84
UN/PD	139.91
WIPO	105.18
UNOG	74.54
PAHO	59.75
ILO	39.80
UNHCR	33.84
UNOPS	22.40
WFP	22.40
WHO	18.54
UNDP	15.82
ITC	8.73
ITU	6.32
WMO	4.40
IAEA	3.44
IFAD	1.55
UNFPA	1.41
UNESCO	1.13
UNIDO	0.78
UNON	0.73
OTHER	0.85

TOTAL 841.35

3. Commonly Procured Goods & Services

Goods

- Vaccines & Biologicals
- Pharmaceuticals
- Food Supplies & Nutrition
- Mosquito Nets
- Laboratory Equipment
- Medical Equipment & Supplies
- Communication & Software Equipment
- Household Technology
- Motor Vehicles

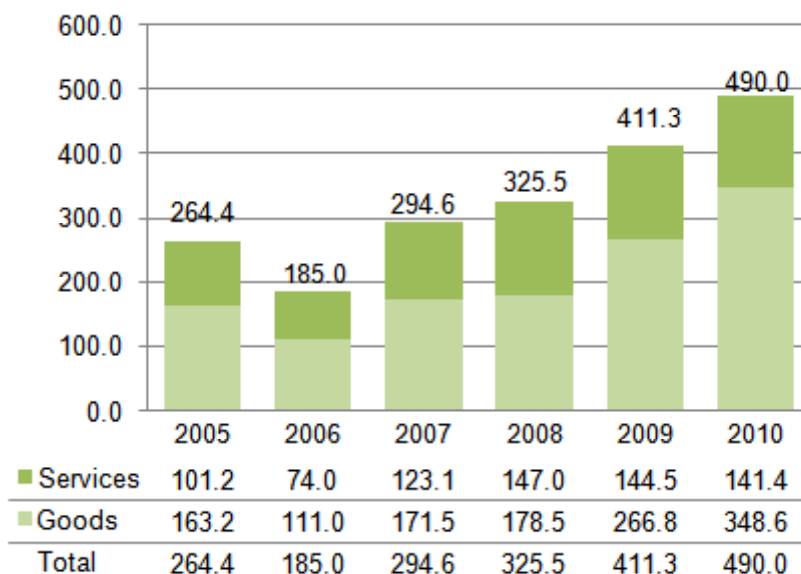
Services

- Transport Services
- Travel
- Computer Services (Programming)
- Construction & Engineering Services
- Leasing & Rental Services
- Building Maintenance & Repair (Cleaning & Fire Installation)
- Real State services
- Business & Administration Services
- Insurance Services

Share of Total Procurement Value 2010
 Goods & Services
 UN SYSTEM USD 490.0 mill. 3.37%

1. Procurement Trend

(\$ Million)



2. Procurement by Agency of Goods & Services

(\$ Million)

PAHO	145.51
UN/PD	80.26
UNOPS	60.03
UNICEF	56.45
UNDP	39.97
WFP	34.75
UNFPA	14.45
UNHCR	9.68
FAO	8.40
IAEA	7.91
UNIDO	7.02
WIPO	5.70
IFAD	4.24
WHO	3.03
UNESCO	2.70
UNOG	2.43
ILO	1.79
UNON	1.07
UNOV	0.98
ITU	0.98
OTHER	2.65

TOTAL 489.99

3. Commonly Procured Goods & Services

Goods

- Motor Vehicles
- Clothing & Textil Materials
- Vaccines
- Pharmaceuticals & Medical Supplies
- Packaging of Goods
- Cold Chain Equipment
- Construction Machinery & Materials
- IT & Telecom Equipment
- Water & Sanitation
- Electric Motors & Generators
- Mosquito Nets

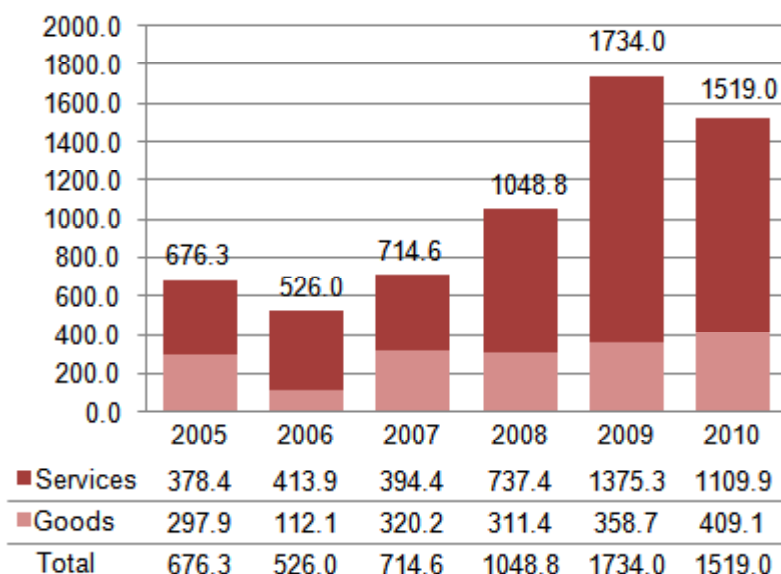
Services

- Mine Action
- Freight Forwarding
- Office Equipment Leasing & Rentals
- Electoral Reform
- Computer & Software Services
- Maintenance & Repair
- Transpor Services
- Medical Emergency
- Financial Services & Insurance

Share of Total Procurement Value 2010
Goods & Services
 UN SYSTEM USD 1,519.0 mill. 10.4%

1. Procurement Trend

(\$ Million)



2. Procurement by Agency of Goods & Services

(\$ Million)

UN/DP	831.80
WFP	191.19
PAHO	141.09
UNDP	140.12
UNICEF	67.74
UNFPA	45.25
UNOPS	30.65
UNHCR	18.24
IAEA	15.47
WHO	7.13
IFAD	5.89
WIPO	5.55
WMO	3.16
FAO	3.05
UNESCO	2.46
ILO	2.13
UNIDO	1.68
ESCAP	1.46
ECLAC	1.11
OTHER	3.85
TOTAL	1,519.02

3. Commonly Procured Goods & Services

Goods

- Telecommunications & EDP Equipment
- Vaccines/Biologicals
- Pharmaceuticals & Medical Supplies
- IT & Office Supplies
- Food Supplies
- Prefabricated Buildings
- Mortuary Supplies
- Nutrition
- Household Technology

Services

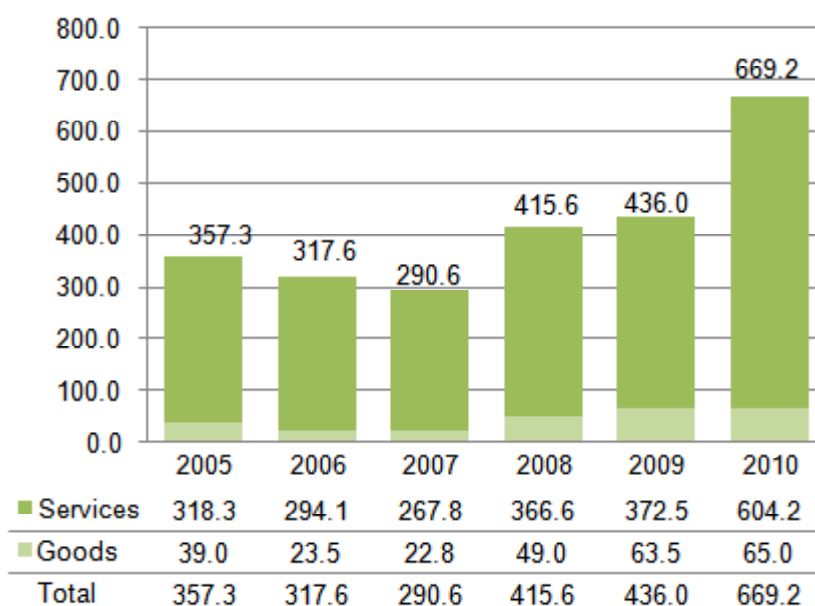
- Construction Services
- Transport Services
- Business & Administration Services
- Communication & Telecom. Services
- Office Premises
- Mine Action
- Leasing & Rental Services
- Financial Services
(Investment & accountancy)



Procurement profiles of the top 20 developing countries and countries with economies in transition

Share of Total Procurement Value 2010
Goods & Services
UN SYSTEM USD 669.2 mill. 4.60%

1. Procurement Trend (\$ Million)



2. Procurement by Agency of Goods & Services (\$ Million)

UNDP	481.84
UNOPS	87.37
WFP	35.56
UN/PD	30.57
UNHCR	14.88
UNICEF	6.92
FAO	4.98
UNESCO	2.86
UNFPA	2.77
UNON	1.00
WHO	0.38
OTHER	0.10
TOTAL	669.21

3. Commonly Procured Goods & Services

Goods

- Fuels Oils (primarily Aviation fuel)
- Building Materials
- Generators
- IT & Office Supplies
- Construction Machinery/Vehicles
- Furniture
- Food Supplies
- Water & Sanitation

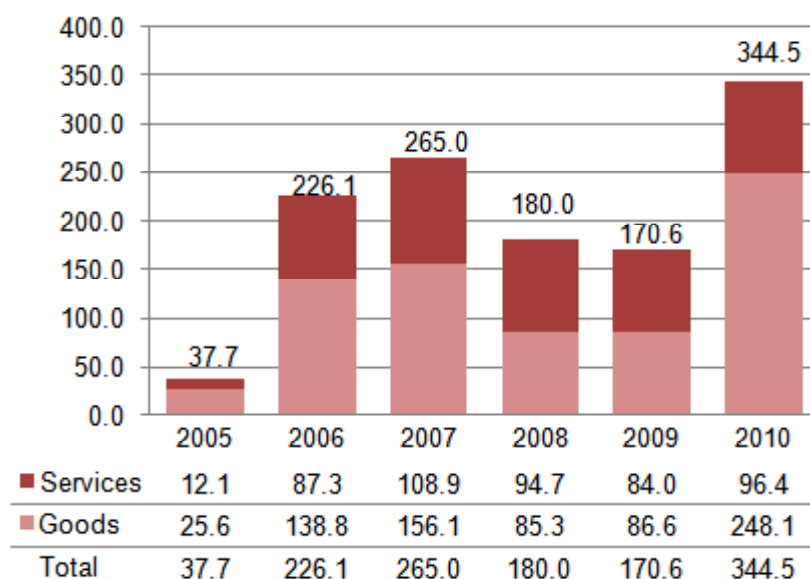
Services

- Transport Services
- Security & Safety Services
- Demining Services
- Construction Services
- HR Support Services

Share of Total Procurement Value 2010
Goods & Services
 UN SYSTEM USD 344.5 mill. 2.37%

1. Procurement Trend

(\$ Million)



2. Procurement by Agency of Goods & Services

(\$ Million)

UNOPS	205.33
UNDP	130.08
WFP	3.58
PAHO	2.30
UNICEF	1.20
UNFPA	0.69
UNESCO	0.43
IAEA	0.20
UNOG	0.14
ECLAC	0.14
UNIDO	0.12
IFAD	0.12
OTHER	0.15
TOTAL	344.49

3. Commonly Procured Goods & Services

Goods

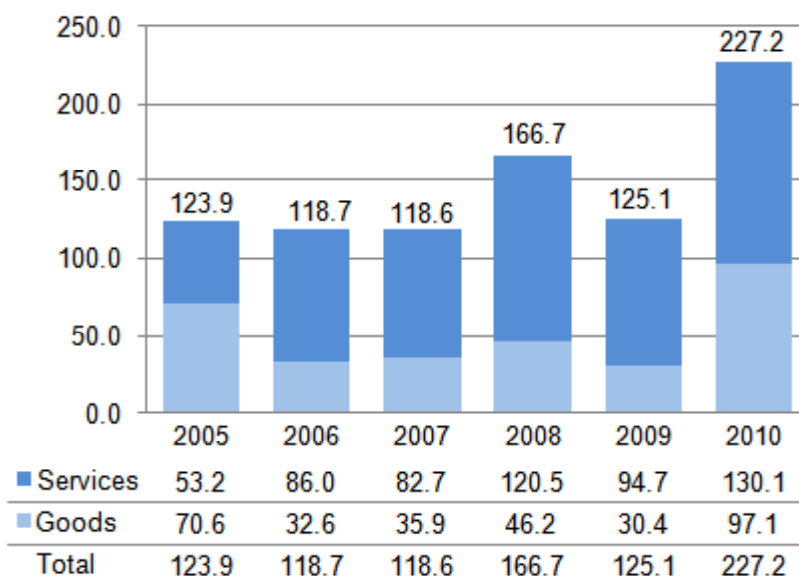
- IT Equipment & Software
- Food Supplies
- Pharmaceuticals
- Motor Vehicles & Parts Thereof
- Medical Equipment
- Office Machinery & Supplies
- Audio Visual & Telecommunication Equip.

Services

- Construction Services
- Documentation Services
- ICT Maintenance & Support
- Comprehensive Health Services
- Environmental Management

Share of Total Procurement Value 2010
Goods & Services
 UN SYSTEM USD 227.2 mill. 1.56%

1. Procurement Trend
 (\$ Million)



2. Procurement by Agency of Goods & Services
 (\$ Million)

UNDP	89.36
PAHO	74.46
UNESCO	52.28
UNICEF	4.09
UNFPA	2.58
ILO	1.67
WFP	1.63
UNOPS	0.29
FAO	0.22
ECLAC	0.21
IAEA	0.17
UNHCR	0.11
OTHER	0.17
TOTAL	227.24

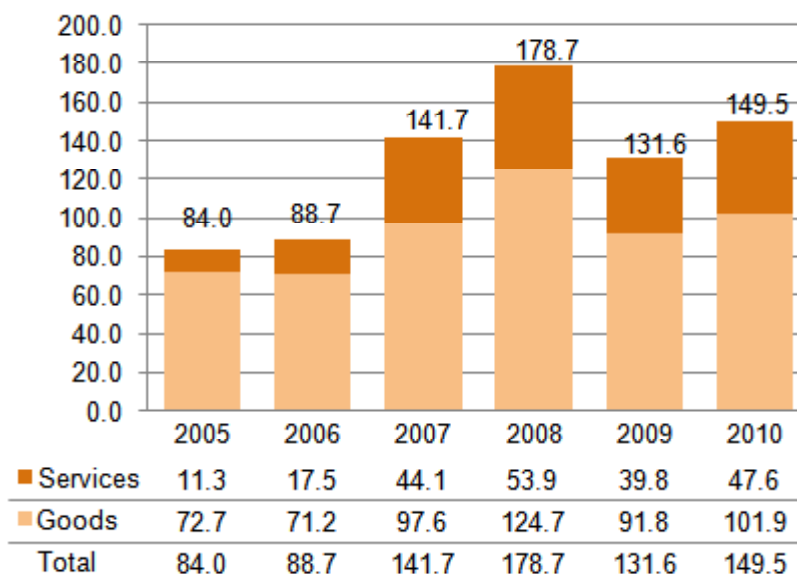
3. Commonly Procured Goods & Services

- Goods**
- Vaccines/Biologicals
 - Food & Nutrition
 - Medical Equipment
 - Insecticides
 - ICT Equipment
- Services**
- Transfer Funds
 - Travel Services
 - Social Aspects

Share of Total Procurement Value 2010
Goods & Services
 UN SYSTEM USD 149.5 mill. 1.03%

1. Procurement Trend

(\$ Million)



2. Procurement by Agency of Goods & Services

(\$ Million)

UNICEF	35.18
UNDP	28.24
UNFPA	17.02
UNHCR	14.61
UNIDO	13.91
WFP	13.68
UN/PD	9.46
WHO	3.81
UNOPS	3.69
UNESCO	2.96
FAO	2.42
UNRWA	1.89
WIPO	0.88
IAEA	0.52
ILO	0.40
IFAD	0.20
OTHER	0.60

TOTAL 149.52

3. Commonly Procured Goods & Services

Goods

- Plastic Products
- Food Supplies
- Medical Equipment & Consumables
- Pharmaceuticals
- Educational Supplies
- Cold Chain Equipment
- Water & Sanitation Equipment
- Shelters & Tarpaulins

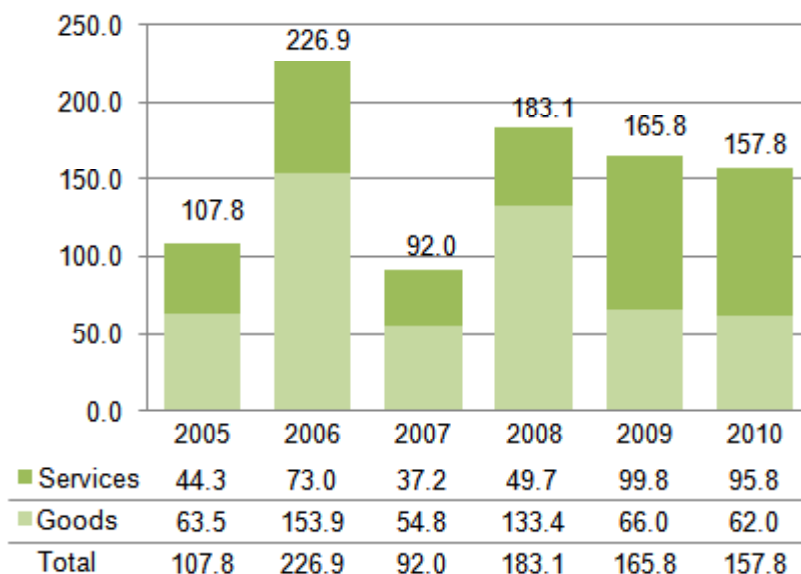
Services

- Environmental Management & Protection
- Ozone Layer Depletion
- Satellite Communication Services
- Rental Services
- Technical Services
- Economic Services

Share of Total Procurement Value 2010
Goods & Services
UN SYSTEM USD 157.8 mill. 1.1%

1. Procurement Trend

(\$ Million)



2. Procurement by Agency of Goods & Services

(\$ Million)

UN/PD	44.02
WFP	36.39
UNDP	31.23
UNOPS	23.83
UNICEF	6.91
UNHCR	6.57
UNFPA	6.16
ILO	2.07
UNESCO	0.31
WHO	0.15
OTHER	0.13
TOTAL	157.76

3. Commonly Procured Goods & Services

Goods

- Fuel Oils
- Food Supplies
- Motors, Generators
- Building Materials
- Professional Toolkits
- Vehicles
- IT & Office Supplies

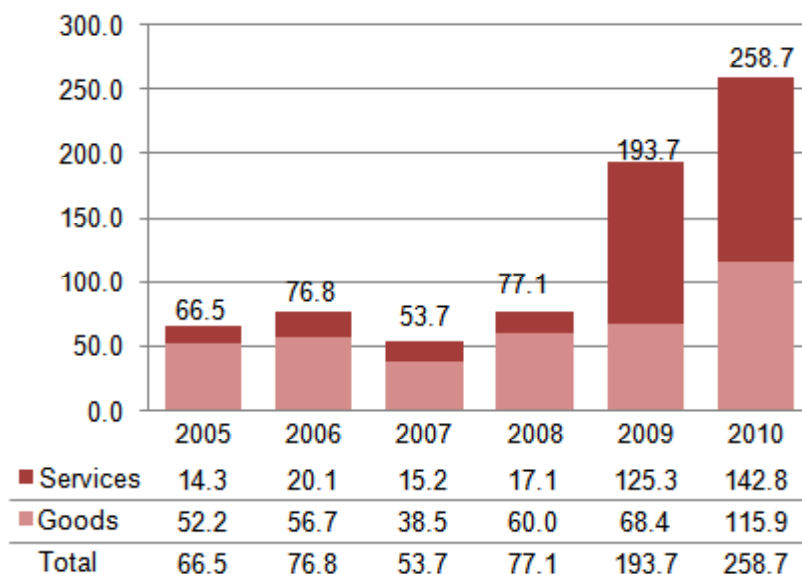
Services

- Transport Services
- Construction Services
- Real Estate Services
- Freight Forwarding
- Security Services

Share of Total Procurement Value 2010
Goods & Services
 UN SYSTEM USD 258.7 mill. 1.8%

1. Procurement Trend

(\$ Million)



2. Procurement by Agency of Goods & Services

(\$ Million)

WFP	213.02
UNICEF	12.47
UNDP	10.58
UNHCR	6.80
ECA	5.09
UNOPS	3.48
UNFPA	2.53
UN/PD	2.31
UNESCO	1.09
ILO	0.95
FAO	0.19
UNOG	0.11
OTHER	0.05
TOTAL	258.67

3. Commonly Procured Goods & Services

Goods

- Food Supplies
- Nutrition
- Education Supplies
- Shelter & Camp/Field Equipment
- Fuels & Lubricants
- Hygiene & Medical Supplies
- Water & Sanitation
- IT Equipment & Offices supplies

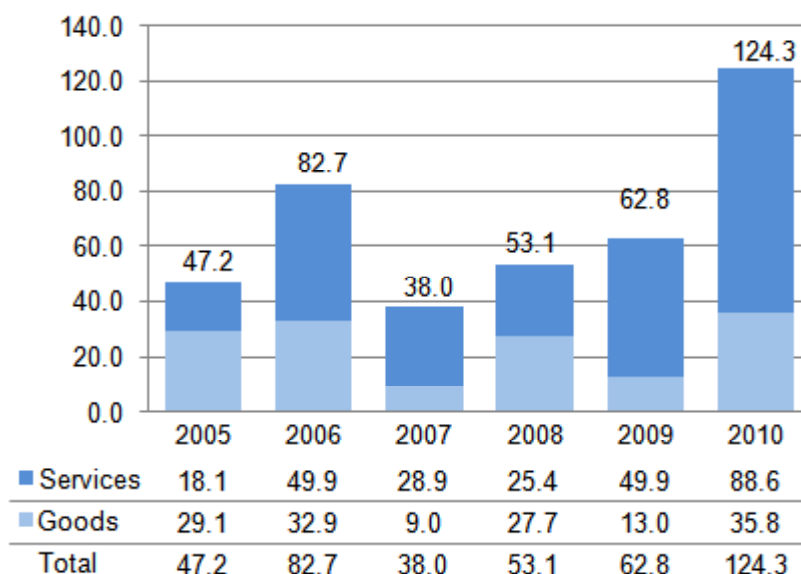
Services

- Transport Services
- Airline Management Operations
- Construction Works Maintenance & Repair
- Security Services
- Real State Services

Share of Total Procurement Value 2010
Goods & Services
UN SYSTEM USD 124.3 mill. 0.9%

1. Procurement Trend

(\$ Million)



2. Procurement by Agency of Goods & Services

(\$ Million)

UNDP	38.88
WFP	34.76
UN/PD	18.09
PAHO	8.18
UNICEF	6.82
FAO	5.10
UNOPS	4.93
UNFPA	4.06
ILO	3.06
IFAD	0.28
OTHER	0.17
TOTAL	124.35

3. Commonly Procured Goods & Services

Goods

- Food Supplies
- Fuel Supplies
- Education Supplies
- Water & Sanitation
- Agricultural Equipment & Tools
- IT & Office Supplies
- Warehousing

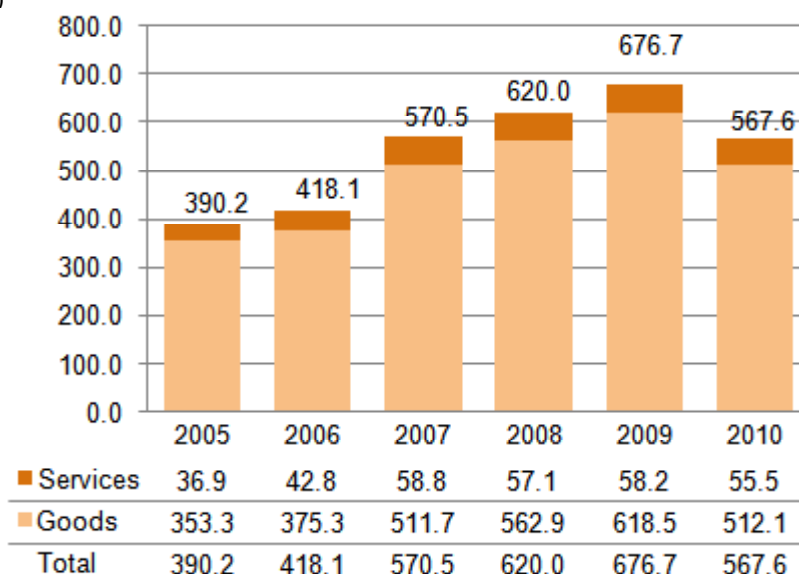
Services

- Transport Services
- Waste Disposal
- Security Services
- Construction Services (Demolition)
- Expense Distribution
- Real State Services
- Financial Services

Share of Total Procurement Value 2010
Goods & Services
 UN SYSTEM USD 567.6 mill. 3.9%

1. Procurement Trend

(\$ Million)



2. Procurement by Agency of Goods & Services

(\$ Million)

UNICEF	358.90
UNOPS	52.23
PAHO	41.07
UNDP	34.62
WFP	32.99
UNHCR	16.46
UNFPA	12.28
WHO	6.79
ILO	3.98
IAEA	2.20
FAO	1.44
UNESCO	1.28
UNIDO	0.92
UN/PD	0.76
IFAD	0.74
UNRWA	0.33
OTHER	0.62
TOTAL	567.61

3. Commonly Procured Goods & Services

Goods

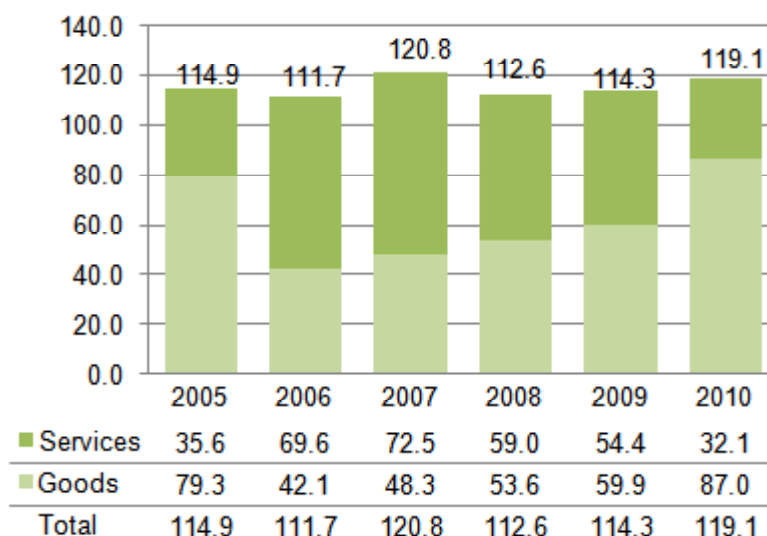
- Vaccines & Biologicals
- Food Supplies
- Medical Equipment
- Pharmaceuticals & contraceptives
- Cold Chain Equipment
- Diagnostic Test Kits
- Shelter & Camp/Field Equipment, incl. Blankets & Mattresses
- Water & Sanitation Equipment
- Nutrition
- Furniture

Services

- Transport Services
- IT & Software Development (Computer Programming)
- Printing & Publication Services
- Technical Consulting Services
- Taxation

Share of Total Procurement Value 2010
Goods & Services
 UN SYSTEM USD 119.1 mill. 0.8%

1. Procurement Trend
 (\$ Million)



2. Procurement by Agency of Goods & Services
 (\$ Million)

WFP	61.86
UNDP	24.06
UNICEF	21.08
ILO	5.22
UNFPA	2.27
UNESCO	1.42
UNOPS	0.88
WHO	0.87
UNHCR	0.54
FAO	0.40
UNON	0.15
UPJ	0.10
OTHER	0.28
TOTAL	119.11

3. Commonly Procured Goods & Services

Goods

- Food Supplies
- Vaccines/Biologicals
- Education Supplies
- Water & Sanitation Equipment
- IT & Office Supplies
- Medical & Laboratory Equipment

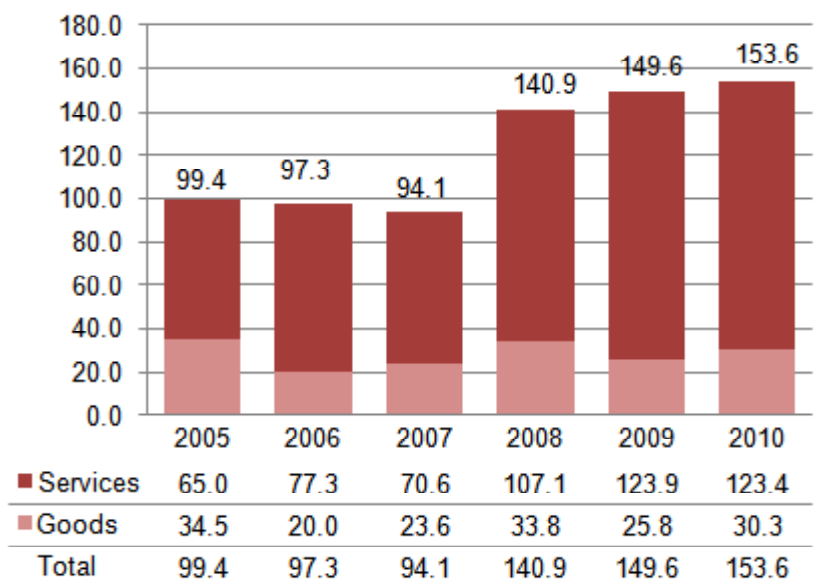
Services

- Transport Services
- Environmental Management Services
- HIV/AIDS
- Social Aspects
- Expense Distribution
- Seminars

Share of Total Procurement Value 2010
Goods & Services
 UN SYSTEM USD 153.6 mill. 1.06%

1. Procurement Trend

(\$ Million)



2. Procurement by Agency of Goods & Services

(\$ Million)

UN/PD	77.15
UNRWA	26.99
UNDP	19.84
UNOPS	10.67
UNHCR	6.06
UNESCO	4.17
UNFPA	2.90
WFP	1.68
WHO	1.57
UNICEF	0.94
FAO	0.75
UNIDO	0.51
OTHER	0.36
TOTAL	153.62

3. Commonly Procured Goods & Services

Goods

- Food Supplies & Cereals
- Pharmaceuticals
- Medical Supplies
- Fertilizers
- IT Equipment & Office Supplies
- Motor Vehicles
- Furniture
- Books, Brochures & Leaflets, Maps & Music
- Petroleum Supplies & Fuel Oils

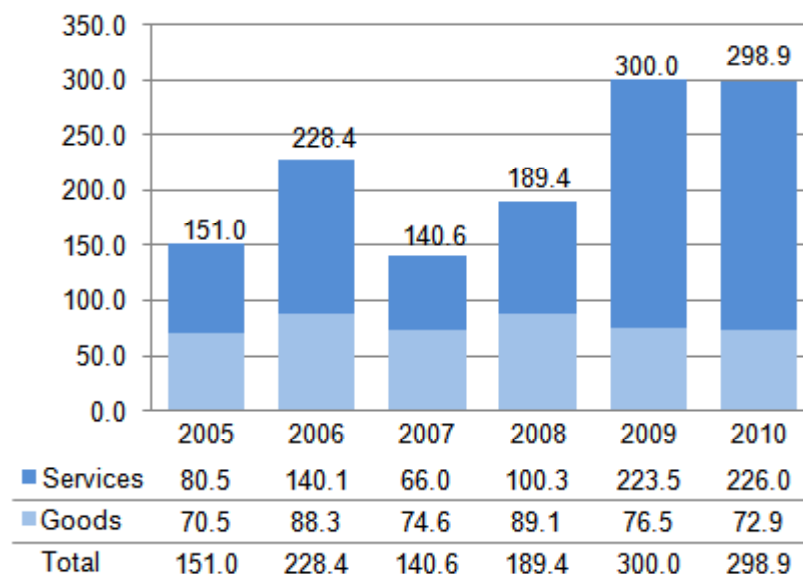
Services

- Airline Management & Operations
- Transport Services
- Construction & Engineering Services
- Improvements of the existing water
- Training Services
- HR & Financial Services (Contracts)

Share of Total Procurement Value 2010
Goods & Services
 UN SYSTEM USD 298.9 mill. 2.1%

1. Procurement Trend

(\$ Million)



2. Procurement by Agency of Goods & Services

(\$ Million)

WFP	120.42
UN/DP	43.23
UNDP	40.53
UNOPS	29.93
UNHCR	21.95
UNON	18.99
UNICEF	16.35
UNFPA	2.81
UNESCO	1.26
ILO	1.22
FAO	0.99
WHO	0.52
OTHER	0.69
TOTAL	298.90

3. Commonly Procured Goods & Services

Goods

- Food Supplies
- Nutrition
- Shelter & Field Equipment
- Water & Sanitation Equipment
- Construction Material
- Motor Vehicles, Machinery & Parts Thereof
- Fuels, Oils & Lubricants
- IT & Communications Equipment

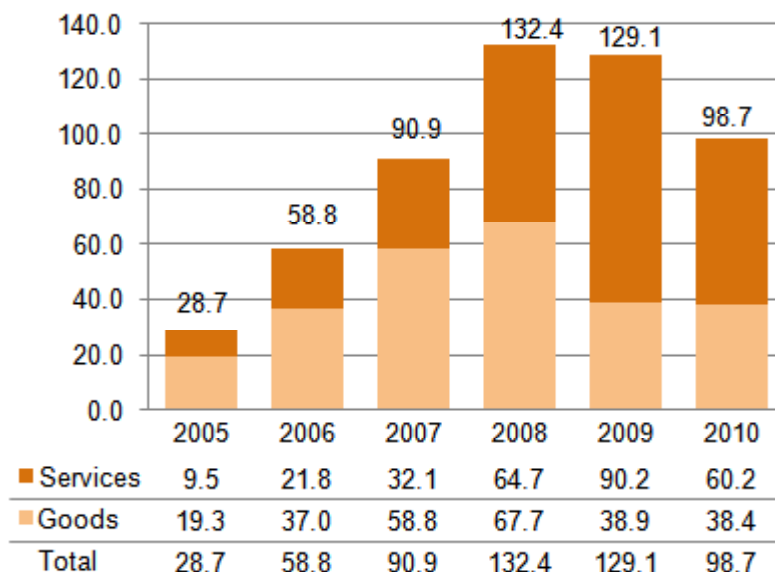
Services

- Transport Services
- Construction
- Civil Works Rehabilitation
- Expense Distributions
- General Building Equipment Lease & Rental
- Airline Management & Operations
- Security & Safety Services
- Freight Forwarding

Share of Total Procurement Value 2010
Goods & Services
 UN SYSTEM USD 98.7 mill. 0.7%

1. Procurement Trend

(\$ Million)



2. Procurement by Agency of Goods & Services

(\$ Million)

UN/PD	37.73
UNRWA	31.56
UNDP	18.26
FAO	2.44
UNIDO	1.93
UNOPS	1.85
ESCWA	1.56
UNFPA	1.11
ILO	0.75
UNESCO	0.69
UNHCR	0.35
IAEA	0.21
IFAD	0.09
WHO	0.06
WFP	0.06
OTHER	0.01
TOTAL	98.66

3. Commonly Procured Goods & Services

Goods

- Fuel Oils
- Food Products & Nutrition
- Greenhouses
- Telecommunication Equipment
- Electric Motors & Generators
- IT & Office Supplies

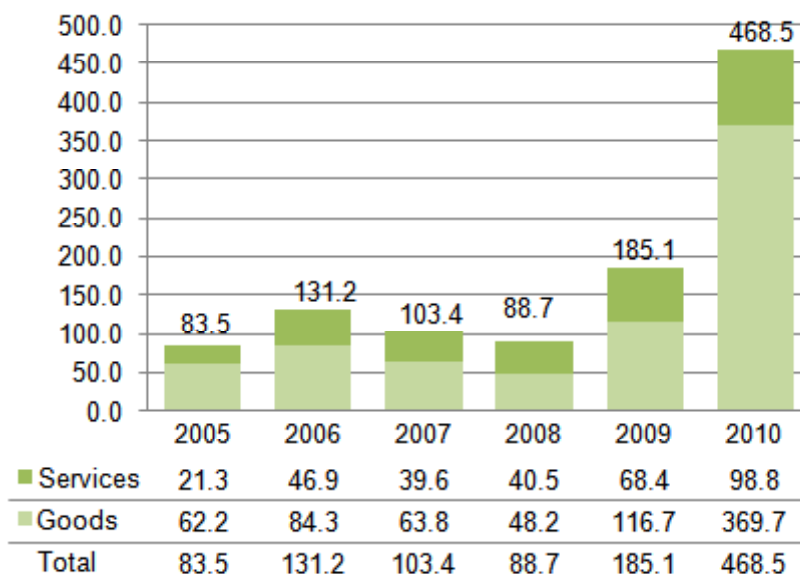
Services

- Civil Works Rehabilitation
- Construction Services
- Training
- Hospital Services
- Shelter Construction
- Environmental Protection Services
- Building maintenance & repair

Share of Total Procurement Value 2010
Goods & Services
 UN SYSTEM USD 468.5 mill. 3.2%

1. Procurement Trend

(\$ Million)



2. Procurement by Agency of Goods & Services

(\$ Million)

WFP	277.47
UNHCR	56.19
UNICEF	41.30
FAO	37.25
UNDP	31.26
UNFPA	7.30
WHO	6.82
UN/PD	3.58
UNESCO	2.91
ILO	1.57
UNON	1.25
UNOPS	1.12
IAEA	0.24
OTHER	0.22
TOTAL	468.50

3. Commonly Procured Goods & Services

Goods

- Food Supplies
- Shelter & Tent/Camp Outdoor Equipment
- Mattresses, Blankets
- Kitchen Ware
- Clothing & Footwear
- Water & Sanitation
- Seeds & Fertilizers

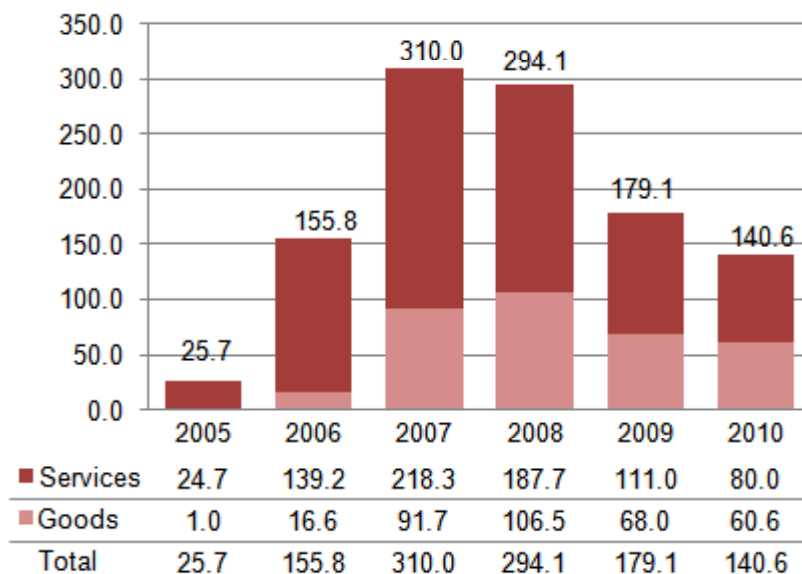
Services

- Security & Safety
- Business & Administration Services
- Community Development Project & Rural Support
- Transport Services
- Airline & Management Operations
- Rent & Maintenance Services

Share of Total Procurement Value 2010
Goods & Services
 UN SYSTEM USD 140.6 mill. 0.97%

1. Procurement Trend

(\$ Million)



2. Procurement by Agency of Goods & Services

(\$ Million)

UN/PD	75.36
UNDP	53.75
WFP	4.14
UNFPA	2.29
PAHO	2.01
UNOPS	0.83
UNON	0.82
UNHCR	0.56
UNICEF	0.48
UNESCO	0.18
IAEA	0.09
WHO	0.05
FAO	0.02
TOTAL	140.57

3. Commonly Procured Goods & Services

Goods

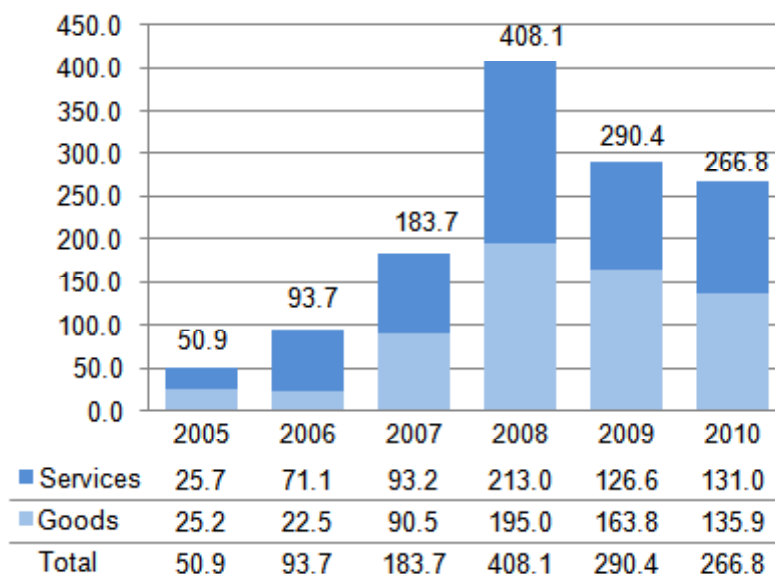
- Food Supplies
- IT Equipment
- Office Supplies
- Water
- Vehicles

Services

- Warehouse Management
- Construction
- Business & Administration Services
- Economic Development
- Health Services
- Transport Services
- Expense Distribution

Share of Total Procurement Value 2010
Goods & Services
 UN SYSTEM USD 266.8 mill. 1.83%

1. Procurement Trend
 (\$ Million)



2. Procurement by Agency of Goods & Services
 (\$ Million)

UNOPS	200.30
UNDP	61.02
UNFPA	2.28
PAHO	1.65
UNICEF	0.57
WFP	0.47
UNESCO	0.20
ILO	0.19
IFAD	0.07
ITC	0.05
OTHER	0.03
TOTAL	266.84

3. Commonly Procured Goods & Services

Goods

- Motor Vehicles, Trucks, Motor Cycles
- Computers
- Medical & Surgical Equipment
- Clothing & Footwear
- Telecommunication Equipment
- Furniture & Office Equipment

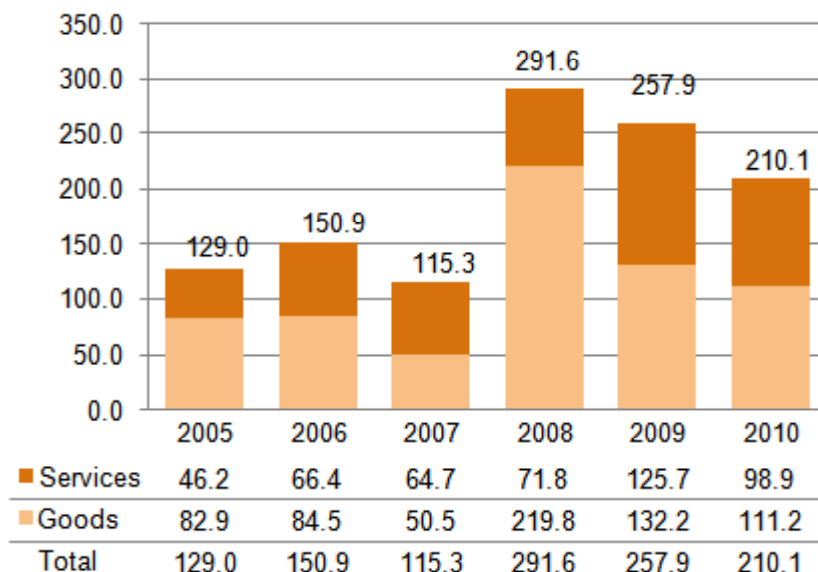
Services

- Civil Works Rehabilitation
- Construction & Supervision of Construction
- Communication Satellite Services
- Insurance Services
- Technical Studies
- Consultancy Services
- Cleaning Services

Share of Total Procurement Value 2010
Goods & Services
 UN SYSTEM USD 210.1 mill. 1.4%

1. Procurement Trend

(\$ Million)



2. Procurement by Agency of Goods & Services

(\$ Million)

WFP	83.38
UN/PD	47.99
UNDP	24.91
UNOPS	23.18
UNICEF	18.45
UNFPA	3.79
FAO	2.33
UNHCR	1.67
ILO	1.26
UNESCO	1.11
UNIDO	0.60
IAEA	0.47
UNON	0.25
WHO	0.21
OTHER	0.54
TOTAL	210.13

3. Commonly Procured Goods & Services

Goods

- Food Supplies
- Elections Equipment
- Water & Sanitation
- Motor Vehicles
- Medical & Lab Equipment
- Pharmaceuticals
- Education Supplies
- Nutrition
- IT & Office Equipment
- Solar Power

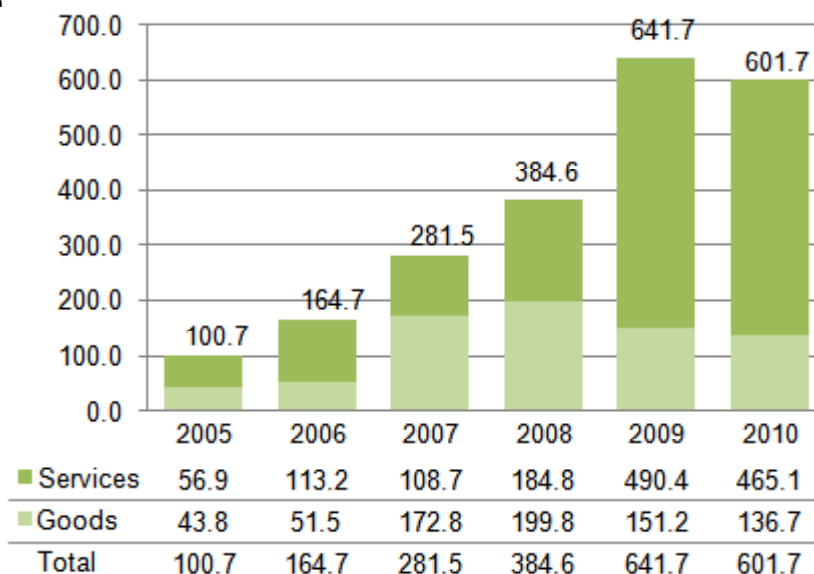
Services

- Airline Management & Operations
- Transport Services
- Mine Action Services
- Environmental Management
- Satellite Communications Services
- Professional Services

Share of Total Procurement Value 2010
Goods & Services
 UN SYSTEM USD 601.7 mill. 4.1%

1. Procurement Trend

(\$ Million)



2. Procurement by Agency of Goods & Services

(\$ Million)

UN/PD	269.61
WFP	231.99
UNDP	63.21
UNHCR	11.34
UNICEF	10.68
UNFPA	7.20
UNOPS	5.10
WHO	1.30
UNIDO	0.80
IFAD	0.20
FAO	0.15
OTHER	0.12
TOTAL	601.71

3. Commonly Procured Goods & Services

Goods

- Fuel Oils
- Food Supplies
- Construction Materials
- Water & Sanitation
- Bednets & Insecticides
- Motor Vehicles & Spare Parts
- Communication Equipment

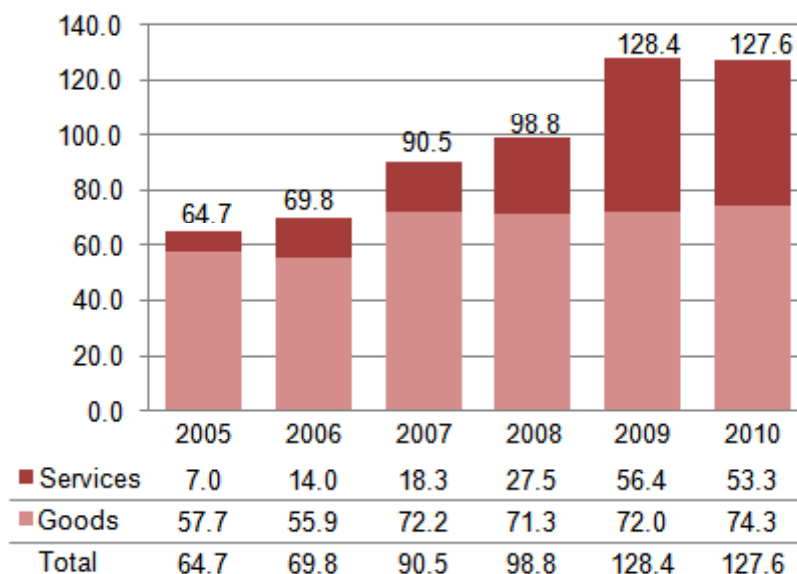
Services

- Transport Service
- Construction Services
- Oil & Gas Distribution
- Maintenance & Repair Services
- Cleaning & Catering Services
- Economic Reintegration Support
- Communication Services
- Freight Forwarding

Share of Total Procurement Value 2010
Goods & Services
 UN SYSTEM USD 127.6 mill. 0.88%

1. Procurement Trend

(\$ Million)



2. Procurement by Agency of Goods & Services

(\$ Million)

WFP	59.65
UN/PD	35.21
UNOPS	9.31
UNDP	8.26
UNICEF	4.63
UNFPA	3.93
UNHCR	3.01
ILO	1.54
FAO	0.80
UNESCO	0.52
UNIDO	0.33
IFAD	0.24
ITU	0.15
IAEA	0.04
WIPO	0.01
ITC	0.01
TOTAL	127.63

3. Commonly Procured Goods & Services

Goods

- Food Supplies
- Fuel Oils
- Shelter & Field Equipment
- Water & Sanitation Equipment
- Medical Equipment
- Construction Materials
- Elections Equipment

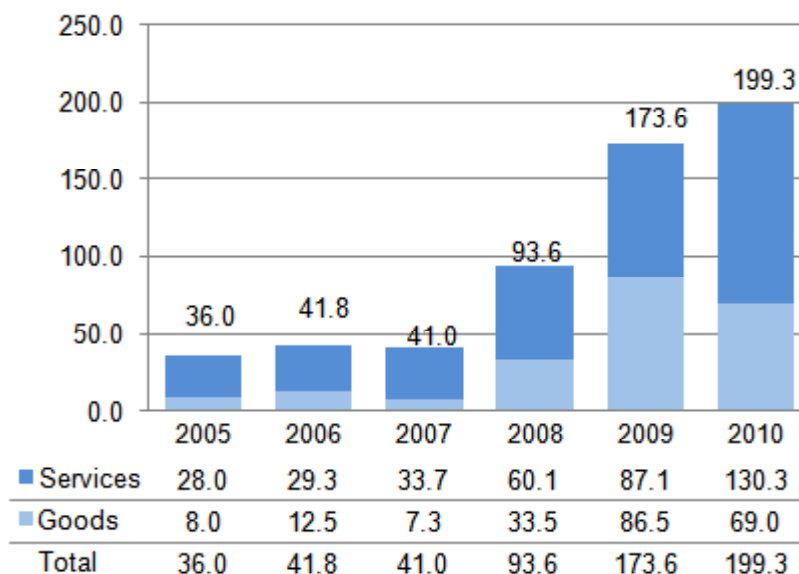
Services

- Transport Services
- Construction Works
- Freight Forwarding
- Real State Services
- Social Aspects

Share of Total Procurement Value 2010
Goods & Services
 UN SYSTEM USD 199.3 mill. 1.4%

1. Procurement Trend

(\$ Million)



2. Procurement by Agency of Goods & Services

(\$ Million)

UN/PD	109.64
WFP	67.09
UNDP	19.31
UNICEF	0.77
UNHCR	0.61
UNOPS	0.60
ILO	0.47
UNFPA	0.34
IAEA	0.28
UNV	0.05
UNESCO	0.04
WHO	0.04
FAO	0.01
ITU	0.01
TOTAL	199.26

3. Commonly Procured Goods & Services

Goods

- Food Supplies
- Medical & Laboratory Equipment
- Office Equipment

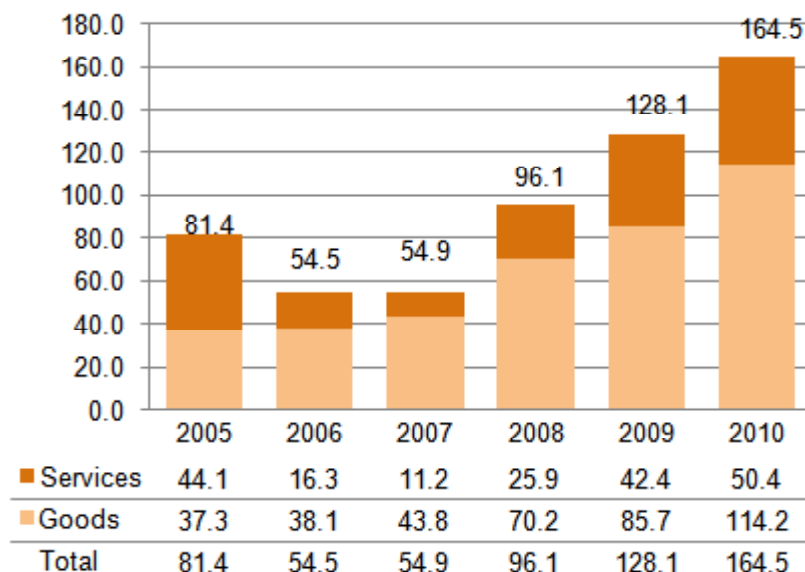
Services

- Airline Management & Operations
- Transport Services
- Freight Forwarding
- Explosive ordnance disposal, Mine Action
- Rehabilitation Works

Share of Total Procurement Value 2010
Goods & Services
 UN SYSTEM USD 164.5 mill. 1.13%

1. Procurement Trend

(\$ Million)



2. Procurement by Agency of Goods & Services

(\$ Million)

UN/PD	58.01
UNHCR	28.49
WFP	21.34
UNDP	18.15
UNOPS	17.63
UNICEF	8.54
UNRWA	5.81
WHO	2.58
FAO	2.19
PAHO	0.88
UNFPA	0.38
UNIDO	0.21
ILO	0.10
UNESCO	0.10
TOTAL	164.53

3. Commonly Procured Goods & Services

Goods

- Food Supplies
- Motor Vehicles & Armoured Vehicles
- Petroleum Oils & Fuel Supplies
- Tent/Camp & Outdoor Equipment
- Safety Equipment
- Pharmaceuticals
- Medical Equipment & Consumables
- Elections Equipment & Supplies

Services

- Maintenance & Repair Services
- Transport Services
- Construction Works
- Catering Services
- Water Management
- Legal Aid



Procurement of goods and services - All sources of funding

Total Procurement of Goods by Supplier Country and Services by Country of Contractor: 2009-2010

(USD Thousand)

Country	2009				2010			
	Goods	Services	Total	%	Goods	Services	Total	%
AFGHANISTAN	63,459.86	372,507.05	435,966.92	3.16%	65,045.39	604,162.67	669,208.06	4.60%
ALBANIA	1,128.52	5,837.85	6,966.36	0.05%	1,733.56	5,872.00	7,605.56	0.05%
ALGERIA	3,785.30	6,418.24	10,203.55	0.07%	4,820.85	5,911.35	10,732.20	0.07%
ANDORRA					56.28	7.47	63.75	0.00%
ANGOLA	5,866.22	19,224.62	25,090.84	0.18%	3,000.74	10,221.20	13,221.94	0.09%
ANTIGUA & BARBUDA	-30.28	603.58	573.30	0.00%	42.10	451.57	493.67	0.00%
ARGENTINA	86,587.75	84,049.21	170,636.97	1.24%	248,051.95	96,436.55	344,488.50	2.37%
ARMENIA	1,489.69	3,877.04	5,366.74	0.04%	2,163.69	4,275.91	6,439.60	0.04%
AUSTRALIA	36,470.97	38,073.45	74,544.42	0.54%	50,706.15	22,573.80	73,279.95	0.50%
AUSTRIA	39,864.41	66,892.27	106,756.68	0.77%	40,457.54	37,394.25	77,851.79	0.54%
AZERBAIJAN	3,125.20	5,859.49	8,984.69	0.07%	3,338.15	5,647.89	8,986.05	0.06%
BAHAMAS	10.76	689.04	699.80	0.01%	6.52	459.84	466.36	0.00%
BAHRAIN	320.09	1,082.83	1,402.92	0.01%	484.39	999.99	1,484.39	0.01%
BANGLADESH	38,965.39	35,884.21	74,849.60	0.54%	30,610.38	46,495.19	77,105.57	0.53%
BARBADOS	1,963.15	769.88	2,733.03	0.02%	1,309.67	945.76	2,255.43	0.02%
BELARUS	5,521.14	6,242.80	11,763.94	0.09%	4,228.77	7,088.52	11,317.29	0.08%
BELGIUM	335,478.09	52,660.20	388,138.30	2.81%	287,523.18	37,338.45	324,861.63	2.23%
BELIZE	538.80	1,221.42	1,760.21	0.01%	694.96	1,630.68	2,325.64	0.02%
BENIN	6,854.69	11,764.49	18,619.18	0.13%	18,069.77	21,045.16	39,114.93	0.27%
BHUTAN	2,032.27	1,342.73	3,375.01	0.02%	1,370.33	1,877.61	3,247.94	0.02%
BOLIVIA	9,757.88	11,564.48	21,322.36	0.15%	13,324.32	9,030.81	22,355.13	0.15%
BOSNIA AND HERZEGOVINA	4,606.59	9,989.33	14,595.92	0.11%	2,854.66	13,772.95	16,627.60	0.11%
BOTSWANA	1,404.88	5,948.42	7,353.30	0.05%	1,040.76	5,627.90	6,668.66	0.05%
BRAZIL	30,363.34	94,724.16	125,087.50	0.91%	97,135.87	130,107.47	227,243.35	1.56%
BRUNEI DARUSSALAM								
BULGARIA	12,746.65	26,216.82	38,963.47	0.28%	1,662.66	17,724.17	19,386.83	0.13%
BURKINA FASO	11,926.10	18,687.22	30,613.32	0.22%	14,092.66	15,086.94	29,179.60	0.20%
BURUNDI	12,984.09	22,251.36	35,235.45	0.26%	10,540.42	30,973.97	41,514.39	0.29%
CAMBODIA	8,738.59	26,088.65	34,827.23	0.25%	11,833.89	18,596.72	30,430.61	0.21%
CAMEROON	5,518.66	38,616.42	44,135.08	0.32%	9,148.12	32,938.39	42,086.51	0.29%
CANADA	50,511.79	133,441.58	183,953.36	1.33%	48,717.01	109,321.58	158,038.58	1.09%
CAPE VERDE	1,587.99	2,862.93	4,450.91	0.03%	1,729.76	4,161.99	5,891.75	0.04%
CENTRAL AFRICAN REPUBLIC	4,183.06	12,778.03	16,961.09	0.12%	7,875.65	11,871.45	19,747.10	0.14%
CHAD	31,035.61	38,473.33	69,508.94	0.50%	15,263.87	63,194.39	78,458.26	0.54%
CHILE	5,230.81	14,844.46	20,075.27	0.15%	10,045.65	14,045.64	24,091.28	0.17%
CHINA	91,774.96	39,796.21	131,571.17	0.95%	101,906.05	47,615.41	149,521.47	1.03%
COLOMBIA	18,378.64	61,926.58	80,305.22	0.58%	18,920.65	55,696.21	74,616.86	0.51%
COMOROS	1,383.90	1,379.50	2,763.40	0.02%	1,655.33	1,842.82	3,498.15	0.02%
CONGO	2,651.64	6,664.83	9,316.46	0.07%	3,274.21	11,525.69	14,799.90	0.10%
CONGO, DEM. REP.	65,956.17	99,835.67	165,791.84	1.20%	61,998.76	95,761.51	157,760.28	1.08%
COSTA RICA	1,128.80	6,718.91	7,847.71	0.06%	3,760.45	6,962.31	10,722.76	0.07%
COTE D'IVOIRE	36,737.43	43,234.11	79,971.54	0.58%	22,190.40	50,010.59	72,200.99	0.50%
CROATIA	2,798.58	5,604.00	8,402.57	0.06%	724.43	5,706.25	6,430.68	0.04%
CUBA	6,465.16	2,386.78	8,851.94	0.06%	7,176.75	2,813.97	9,990.72	0.07%
CYPRUS	14,009.60	10,781.16	24,790.77	0.18%	18,690.84	20,733.42	39,424.25	0.27%
CZECH REPUBLIC	17,658.21	1,140.98	18,799.19	0.14%	8,051.26	4,264.64	12,315.89	0.08%
DENMARK	246,278.88	100,503.48	346,782.37	2.51%	348,053.28	121,842.51	469,895.79	3.23%
DJIBOUTI	3,743.00	20,025.37	23,768.37	0.17%	2,667.68	8,433.23	11,100.91	0.08%
DOMINICA	16.38	196.69	213.07	0.00%	47.19	165.50	212.69	0.00%
DOMINICAN REPUBLIC	9,177.28	5,793.06	14,970.34	0.11%	28,784.79	10,677.00	39,461.79	0.27%
DPR KOREA	1,636.03	1,716.67	3,352.70	0.02%	4,802.46	2,504.84	7,307.30	0.05%
ECUADOR	7,956.87	15,736.74	23,693.61	0.17%	6,856.74	11,560.05	18,416.80	0.13%
EGYPT	11,763.86	61,235.57	72,999.43	0.53%	14,430.26	75,952.48	90,382.74	0.62%
EL SALVADOR	9,738.72	11,281.76	21,020.49	0.15%	12,327.39	12,040.31	24,367.69	0.17%
EQUATORIAL GUINEA	121.23	1,158.06	1,279.29	0.01%	164.34	1,122.49	1,286.84	0.01%
ERITREA	1,589.81	11,616.37	13,206.17	0.10%	1,646.52	10,191.67	11,838.19	0.08%
ESTONIA	69.60	289.54	359.14	0.00%	3,133.44	1,295.85	4,429.29	0.03%
ETHIOPIA	68,401.42	125,323.88	193,725.30	1.40%	115,919.18	142,750.82	258,670.00	1.78%
FIJI	1,333.71	4,195.17	5,528.88	0.04%	1,410.19	4,460.59	5,870.78	0.04%
FINLAND	6,269.27	3,278.48	9,547.75	0.07%	16,818.11	2,460.84	19,278.95	0.13%
FRANCE	348,933.93	59,148.12	408,082.05	2.96%	373,044.96	70,725.80	443,770.77	3.05%
GABON	3,331.76	1,946.95	5,278.72	0.04%	1,988.82	2,059.76	4,048.57	0.03%
GAMBIA	586.94	3,238.19	3,825.13	0.03%	1,108.45	3,202.55	4,311.01	0.03%
GEORGIA	9,634.55	27,291.56	36,926.12	0.27%	2,345.45	59,882.07	62,227.52	0.43%
GERMANY	136,002.33	45,165.66	181,167.99	1.31%	144,109.51	58,134.54	202,244.05	1.39%
GHANA	8,878.59	11,076.88	19,955.47	0.14%	12,605.88	12,916.12	25,522.00	0.18%
GREECE	202.17	5,487.63	5,689.80	0.04%	134.25	5,897.14	6,031.38	0.04%
GRENADA		71.12	71.12	0.00%	71.96	128.63	200.59	0.00%
GUATEMALA	19,867.15	39,281.82	59,148.97	0.43%	25,384.92	43,588.85	68,973.78	0.47%
GU NEA	4,006.01	8,951.08	12,957.09	0.09%	5,139.86	11,603.69	16,743.55	0.12%
GU NEA-BISSAU	2,800.21	8,407.61	11,207.82	0.08%	2,543.21	6,782.32	9,325.54	0.06%
GUYANA	477.69	1,537.26	2,014.95	0.01%	1,039.73	1,251.42	2,291.15	0.02%
HAITI	12,966.32	49,859.77	62,826.09	0.46%	35,756.63	88,591.25	124,347.87	0.85%
HONDURAS	15,343.43	26,495.57	41,838.99	0.30%	22,928.66	24,358.87	47,287.53	0.33%
HUNGARY	6,279.57	2,243.18	8,522.75	0.06%	5,858.92	2,712.81	8,571.72	0.06%
ICELAND	5.48	27.29	32.77	0.00%		11,873.39	11,873.39	0.08%
INDIA	618,474.51	58,227.81	676,702.32	4.90%	512,148.47	55,459.78	567,608.26	3.90%
INDONESIA	59,939.64	54,379.71	114,319.36	0.83%	86,985.87	32,124.56	119,110.43	0.82%
IRAN (ISLAMIC REPUBLIC OF)	2,701.20	13,169.77	15,870.97	0.12%	4,874.83	13,130.44	18,005.28	0.12%
IRAQ	11,290.86	36,138.05	47,428.91	0.34%	14,722.55	27,065.82	41,788.37	0.29%

Total Procurement of Goods by Supplier Country and Services by Country of Contractor: 2009-2010

(USD Thousand)

Country	2009				2010			
	Goods	Services	Total	%	Goods	Services	Total	%
IRELAND	5,012.15	4,502.04	9,514.19	0.07%	11,617.50	4,778.99	16,396.49	0.11%
ISRAEL	29,512.98	16,064.93	45,577.91	0.33%	34,698.13	15,392.79	50,090.92	0.34%
ITALY	232,243.24	159,985.54	392,228.78	2.84%	238,134.66	138,764.21	376,898.87	2.59%
JAMAICA	1,240.83	3,025.01	4,265.84	0.03%	1,240.19	3,399.46	4,639.66	0.03%
JAPAN	199,295.64	32,268.10	231,563.74	1.68%	136,185.44	19,012.53	155,197.96	1.07%
JORDAN	25,765.60	123,873.27	149,638.87	1.08%	30,255.10	123,360.08	153,615.18	1.06%
KAZAKHSTAN	13,057.09	29,606.22	42,663.31	0.31%	15,743.48	6,162.77	21,906.25	0.15%
KENYA	76,453.56	223,515.25	299,968.80	2.17%	72,877.29	226,024.89	298,902.18	2.06%
KIRIBATI	23.29	75.12	98.41	0.00%	45.27	273.83	319.10	0.00%
KUWAIT	377.48	2,870.65	3,248.13	0.02%	17,257.65	5,431.59	22,689.24	0.16%
KYRGYZSTAN	4,685.36	10,083.71	14,769.07	0.11%	9,498.13	9,561.46	19,059.59	0.13%
LAO P.D.R.	12,664.65	8,032.70	20,697.36	0.15%	6,912.32	8,318.40	15,230.73	0.10%
LATVIA	673.32	1,011.29	1,684.61	0.01%	1,176.69	1,174.22	2,350.91	0.02%
LEBANON	38,938.63	90,162.43	129,101.06	0.94%	38,425.24	60,233.05	98,658.29	0.68%
LESOTHO	2,312.24	4,708.04	7,020.28	0.05%	3,987.65	4,883.92	8,871.58	0.06%
L. BERIA	31,644.19	35,260.28	66,904.48	0.48%	33,426.93	34,319.31	67,746.24	0.47%
L. BYAN ARAB JAMAHIRIYA	495.21	17,034.92	17,530.13	0.13%	327.98	12,336.02	12,664.01	0.09%
L. ECHTENSTE N								
LITHUANIA	1,360.10	1,456.40	2,816.50	0.02%	73.57	2,063.50	2,137.07	0.01%
LUXEMBOURG	4,560.63	1,691.06	6,251.69	0.05%	5,985.93	1,326.75	7,312.68	0.05%
MACEDONIA (TFYR)	473.21	8,006.32	8,479.53	0.06%	500.01	8,782.81	9,282.82	0.06%
MADAGASCAR	6,279.42	11,682.81	17,962.23	0.13%	7,360.57	7,829.31	15,189.88	0.10%
MALAWI	18,103.41	15,952.98	34,056.40	0.25%	23,844.10	15,245.28	39,089.39	0.27%
MALAYSIA	45,808.09	9,362.13	55,170.22	0.40%	27,668.68	8,492.89	36,161.57	0.25%
MALDIVES	373.49	1,877.49	2,250.97	0.02%	404.04	1,268.70	1,672.74	0.01%
MALI	9,616.56	15,101.72	24,718.28	0.18%	11,978.88	18,258.38	30,237.26	0.21%
MALTA	112.35	1,305.07	1,417.42	0.01%	2,913.17	665.72	3,578.89	0.02%
MARSHALL ISLANDS	28.02	3,993.99	4,022.01	0.03%	29.13	100.50	129.63	0.00%
MAURITANIA	4,835.55	10,638.30	15,473.86	0.11%	2,810.88	11,785.91	14,596.79	0.10%
MAURITIUS	6,530.55	6,753.80	13,284.35	0.10%	3,408.08	8,981.06	12,389.13	0.09%
MEXICO	4,725.41	26,440.34	31,165.75	0.23%	11,082.88	30,864.81	41,947.69	0.29%
MICRONESIA (FED. STATES OF)	24.52	189.87	214.39	0.00%	98.97	368.95	467.92	0.00%
MOLDOVA (REPUBLIC OF)	4,847.75	4,701.93	9,549.68	0.07%	3,264.31	5,318.04	8,582.35	0.06%
MONACO	21.45	3,352.95	3,374.40	0.02%	18.57	1,686.61	1,705.18	0.01%
MONGOLIA	2,317.67	3,320.67	5,638.34	0.04%	2,884.23	4,711.36	7,595.59	0.05%
MONTENEGRO	130.12	182.81	312.93		178.82	494.64	673.45	
MOROCCO	5,085.29	13,941.01	19,026.30	0.14%	9,034.65	12,029.02	21,063.67	0.14%
MOZAMBIQUE	13,837.77	27,393.81	41,231.58	0.30%	15,106.72	21,150.00	36,256.72	0.25%
MYANMAR	29,459.61	9,319.83	38,779.45	0.28%	20,789.68	12,913.96	33,703.64	0.23%
NAMIBIA	1,901.62	6,363.91	8,265.53	0.06%	1,839.70	8,085.23	9,924.93	0.07%
NAURU	4.43	151.39	155.82	0.00%	36.76	137.44	174.20	0.00%
NEPAL	11,943.61	33,980.81	45,924.41	0.33%	12,463.95	32,432.91	44,896.86	0.31%
NETHERLANDS	120,857.43	20,436.15	141,293.58	1.02%	133,994.56	21,656.53	155,651.09	1.07%
NEW ZEALAND	4,134.57	1,958.13	6,092.70	0.04%	2,192.41	2,335.64	4,528.04	0.03%
NICARAGUA	11,974.28	11,764.06	23,738.34	0.17%	12,001.19	18,143.51	30,144.70	0.21%
NIGER	8,904.69	13,488.19	22,392.87	0.16%	23,094.14	45,772.33	68,866.47	0.47%
NIGERIA	13,068.87	22,324.59	35,393.47	0.26%	9,408.14	33,618.62	43,026.76	0.30%
NORWAY	4,063.30	4,749.34	8,812.64	0.06%	19,462.71	5,104.94	24,567.65	0.17%
OMAN	5,967.08	702.02	6,669.10	0.05%	8,033.30	3,843.73	11,877.03	0.08%
PALAU	47,581.18	16,218.13	63,799.31	0.46%	10.50	124.81	135.31	0.00%
PAKISTAN	116,739.08	68,403.16	185,142.24	1.34%	369,680.18	98,817.51	468,497.69	3.22%
PANAMA	68,031.65	111,018.50	179,050.15	1.30%	60,570.19	79,999.47	140,569.67	0.97%
PAPUA NEW GUINEA	1,608.57	2,770.18	4,378.75	0.03%	1,677.16	5,041.84	6,719.00	0.05%
PARAGUAY	2,037.47	13,702.55	15,740.01	0.11%	4,127.82	11,013.51	15,141.33	0.10%
PERU	163,813.94	126,570.88	290,384.82	2.10%	135,880.13	130,956.82	266,836.94	1.83%
PHILIPPINES	13,650.98	12,835.24	26,486.22	0.19%	15,092.58	16,444.45	31,537.03	0.22%
POLAND	1,519.97	1,448.00	2,967.97	0.02%	436.90	1,624.55	2,061.45	0.01%
PORTUGAL	789.97	2,431.24	3,221.21	0.02%	1,252.26	3,989.45	5,241.71	0.04%
QATAR	24.80	-785.17	-760.37	-0.01%	27.90	310.24	338.14	0.00%
REPUBLIC OF KOREA	43,131.06	3,424.25	46,555.31	0.34%	70,908.97	2,975.47	73,884.43	0.51%
ROMANIA	915.48	1,985.80	2,901.27	0.02%	1,297.70	1,575.61	2,873.31	0.02%
RUSSIAN FEDERATION	32,508.62	430,678.29	463,186.91	3.36%	66,009.42	486,075.00	552,084.42	3.80%
RWANDA	10,424.45	14,367.48	24,791.93	0.18%	9,056.56	13,809.74	22,866.30	0.16%
SAMOA	481.00	1,548.11	2,029.11	0.01%	588.85	1,827.08	2,415.93	0.02%
SAN MARINO	53.06	1,029.00	1,082.06	0.01%	31.34	591.51	622.84	0.00%
SAO TOME & PRINCIPE	290.97	467.77	758.73	0.01%	168.90	491.32	660.23	0.00%
SAUDI ARABIA	758.81	13,271.10	14,029.90	0.10%	1,302.66	9,225.02	10,527.68	0.07%
SENEGAL	7,881.18	18,929.94	26,811.13	0.19%	7,269.43	21,103.71	28,373.14	0.20%
SERBIA	5,473.88	16,318.86	21,792.74		3,073.77	17,706.00	20,779.77	
SEYCHELLES	182.88	755.17	938.05	0.01%	182.25	764.24	946.49	0.01%
SIERRA LEONE	10,321.57	17,792.34	28,113.91	0.20%	11,422.84	16,551.09	27,973.93	0.19%
SINGAPORE	3,415.71	3,650.02	7,065.72	0.05%	5,975.48	8,451.79	14,427.28	0.10%
SLOVAKIA	842.62	3,545.62	4,388.24	0.03%	359.18	2,213.45	2,572.63	0.02%
SLOVENIA	1,059.53	2,634.49	3,694.03	0.03%	76.30	929.69	1,005.99	0.01%
SOLOMON ISLANDS	432.61	1,852.47	2,285.08	0.02%	751.40	2,089.61	2,841.01	0.02%
SOMALIA	7,877.19	74,207.07	82,084.26	0.59%	6,234.25	41,002.29	47,236.54	0.32%
SOUTH AFRICA	132,225.35	125,721.10	257,946.45	1.87%	111,249.70	98,879.92	210,129.62	1.44%
SPAIN	7,997.14	42,311.38	50,308.52	0.36%	16,218.44	40,232.83	56,451.27	0.39%
SRI LANKA	26,903.91	33,530.70	60,434.61	0.44%	34,577.44	33,008.90	67,586.34	0.46%
ST KITTS & NEVIS	50.06	418.92	468.98	0.00%	0.44	238.15	238.59	0.00%

Total Procurement of Goods by Supplier Country and Services by Country of Contractor: 2009-2010

(USD Thousand)

Country	2009				2010			
	Goods	Services	Total	%	Goods	Services	Total	%
ST. LUCIA	27.42	392.48	419.90	0.00%	21.33	441.40	462.72	0.00%
ST. VINCENT & THE GRENAD NES	7.30	80.71	88.01	0.00%	13.98	236.51	250.49	0.00%
SUDAN	151,243.10	490,412.04	641,655.14	4.65%	136,657.90	465,050.12	601,708.02	4.14%
SUR NAME	314.30	842.94	1,157.24	0.01%	381.70	1,041.47	1,423.17	0.01%
SWAZILAND	3,706.12	3,245.31	6,951.43	0.05%	2,591.56	3,337.35	5,928.91	0.04%
SWEDEN	9,303.94	4,219.81	13,523.75	0.10%	11,754.22	6,717.76	18,471.98	0.13%
SWITZERLAND	564,398.22	279,384.71	843,782.92	6.12%	499,702.09	341,651.98	841,354.06	5.78%
SYRIAN ARAB REPUBLIC	22,166.60	19,652.38	41,818.98	0.30%	18,517.94	30,980.55	49,498.49	0.34%
TAJKISTAN	5,450.45	13,474.78	18,925.23	0.14%	5,158.25	13,435.61	18,593.86	0.13%
THAILAND	21,540.94	21,855.71	43,396.65	0.31%	20,288.35	19,005.89	39,294.24	0.27%
TIMOR-LESTE	2,638.51	6,789.83	9,428.34	0.07%	4,604.08	5,230.67	9,834.75	0.07%
TOGO	3,452.16	7,802.69	11,254.85	0.08%	5,043.77	16,391.90	21,435.67	0.15%
TONGA	6.00	191.90	197.90	0.00%	30.68	138.71	169.39	0.00%
TR NIDAD & TOBAGO	337.14	2,048.52	2,385.66	0.02%	2,228.05	2,380.04	4,608.09	0.03%
TUNISIA	708.84	3,026.81	3,735.65	0.03%	227.13	5,558.08	5,785.21	0.04%
TURKEY	84,341.69	30,977.14	115,318.83	0.84%	59,661.28	26,521.20	86,182.49	0.59%
TURKMENISTAN	629.83	1,782.27	2,412.10	0.02%	609.08	2,109.22	2,718.30	0.02%
TUVALU	38.46	279.41	317.87	0.00%	40.29	512.45	552.74	0.00%
UAE	85,673.57	42,416.10	128,089.67	0.93%	114,176.59	50,355.06	164,531.64	1.13%
UGANDA	72,011.49	56,388.17	128,399.66	0.93%	74,338.62	53,287.32	127,625.94	0.88%
UKRAINE	86,547.69	87,070.10	173,617.78	1.26%	68,996.54	130,265.54	199,262.08	1.37%
UNITED KINGDOM	266,782.44	144,521.48	411,303.92	2.98%	348,606.66	141,387.20	489,993.86	3.37%
UNITED REP. OF TANZANIA	27,381.79	50,113.64	77,495.44	0.56%	28,279.43	29,577.96	57,857.40	0.40%
URUGUAY	5,146.40	20,947.19	26,093.58	0.19%	4,807.16	19,306.82	24,113.98	0.17%
USA	358,700.84	1,375,255.21	1,733,956.04	12.57%	409,114.22	1,109,905.76	1,519,019.98	10.44%
UZBEKISTAN	1,753.26	6,159.88	7,913.14	0.06%	1,678.03	4,574.93	6,252.96	0.04%
VANUATU	166.00	232.69	398.69	0.00%	33.06	129.88	162.95	0.00%
VENEZUELA	3,051.18	11,392.66	14,443.84	0.10%	2,213.92	6,499.37	8,713.29	0.06%
VIET NAM	16,614.29	7,211.35	23,825.65	0.17%	24,078.40	12,704.58	36,782.98	0.25%
YEMEN	15,126.49	13,078.22	28,204.70	0.20%	20,840.83	13,840.58	34,681.41	0.24%
ZAMBIA	9,948.68	11,252.69	21,201.37	0.15%	12,155.27	10,621.94	22,777.21	0.16%
ZIMBABWE	9,247.09	53,300.61	62,547.70	0.45%	32,324.83	39,304.79	71,629.61	0.49%
SUB-TOTAL	6,266,022.78	7,248,967.59	13,514,990.37	97.95%	6,935,641.84	7,356,635.40	14,292,277.24	98.27%
UNSPECIF ED COUNTRIES	40,365.70	110,394.45	150,760.15	1.09%	22,891.97	56,701.60	79,593.57	0.55%
GLOBAL PROJECTS	400.25	321.67	721.92	0.01%				
INTERREGIONAL PROJECTS								
ARAB COUNTRIES	86,439.47	39,728.02	126,167.49	0.91%	113,272.57	49,380.06	162,652.63	1.12%
AFRICAN COUNTRIES		35.99	35.99	0.00%	30.35	75.59	105.95	0.00%
ASIAN COUNTRIES	112.17	1,080.07	1,192.24	0.01%	33.93	276.30	310.24	0.00%
EUROPEAN COUNTRIES	435.30		435.30	0.00%	920.42	529.18	1,449.60	0.01%
LATIN AMERICA AND THE CARIB.	359.88	2,507.32	2,867.20	0.02%	2,701.76	5,104.17	7,805.93	0.05%
GRAND-TOTAL	6,394,135.55	7,403,035.11	13,797,170.66	100.00%	7,075,492.86	7,468,702.30	14,544,195.15	100.00%
	46.34%	53.66%	100.00%		48.65%	51.35%	100.00%	
INDUSTRIALIZED COUNTRIES	3,040,252.95	3,029,517.52	6,069,770.46		3,244,598.80	2,818,180.24	6,062,779.04	
Percentage	47.55%	40.92%	43.99%		45.86%	37.73%	41.69%	
DEVELOPING COUNTRIES/ ECONOMIES IN TRANSITION	3,313,116.66	4,262,801.47	7,575,918.13		3,808,002.08	4,593,820.45	8,401,822.54	
Percentage	51.81%	57.58%	54.91%		53.82%	61.51%	57.77%	
ARAB STATES	480,252.46	1,081,660.70	1,561,913.17		556,592.26	1,014,428.81	1,571,021.07	
Percentage	7.51%	14.61%	11.32%		7.87%	13.58%	10.80%	
AFRICA	758,368.59	1,246,796.51	2,005,165.10		814,253.34	1,285,042.55	2,099,295.89	
Percentage	11.86%	16.84%	14.53%		11.51%	17.21%	14.43%	
ASIA & PACIFIC	1,284,062.81	846,315.45	2,130,378.26		1,435,817.40	1,089,096.28	2,524,913.68	
Percentage	20.08%	11.43%	15.44%		20.29%	14.58%	17.36%	
EUROPE & CIS	293,376.87	327,124.46	620,501.34		230,401.45	384,684.61	615,086.07	
Percentage	4.59%	4.42%	4.50%		3.26%	5.15%	4.23%	
LATIN AMERICA & THE CARIB.	497,055.92	760,904.34	1,257,960.27		770,937.62	820,568.21	1,591,505.83	
Percentage	7.77%	10.28%	9.12%		10.90%	10.99%	10.94%	
OTHERS	40,765.95	110,716.12	151,482.07		22,891.97	56,701.60	79,593.57	
Percentage	0.64%	1.50%	1.10%		0.32%	0.76%	0.55%	

Total Procurement by Agency: 2009-2010

(USD Million)

Agency	2009				2010			
	Goods	Services	Total	% of Total	Goods	Services	Total	% of Total
ESCAP	6.20	7.74	13.94	0.10%	2.54	5.06	7.61	0.05%
ESCWA	1.77	1.17	2.95	0.02%	0.43	1.44	1.87	0.01%
ECLAC	3.05	5.20	8.24	0.06%	2.58	6.29	8.87	0.06%
FAO	89.12	44.50	133.62	0.97%	122.18	45.63	167.81	1.15%
IAEA	87.60	48.23	135.84	0.98%	66.06	79.13	145.19	1.00%
IFAD	1.69	45.61	47.30	0.34%	0.91	46.19	47.09	0.32%
ILO	8.26	76.90	85.16	0.62%	9.42	89.51	98.93	0.68%
INSTRAW					0.05	0.08	0.13	0.00%
ITC	1.37	3.92	5.29	0.04%	1.17	9.87	11.04	0.08%
ITU	Data not submitted				4.81	7.72	12.53	0.09%
OPCW	2.59	4.94	7.53	0.05%	1.36	5.79	7.15	0.05%
PAHO	384.90		384.90	2.79%	693.12	15.21	708.33	4.87%
UNDP	610.02	2,000.91	2,610.93	18.92%	649.08	2,279.37	2,928.44	20.13%
UNECA	7.16	2.25	9.41	0.07%	3.36	4.90	8.26	0.06%
UNESCO	58.70	126.97	185.67	1.35%	43.02	139.49	182.51	1.25%
UNFPA	131.60	226.33	357.93	2.59%	160.95	220.94	381.89	2.63%
UNHCR	239.53	167.00	406.53	2.95%	244.43	178.38	422.81	2.91%
UNICEF	1,829.12		1,829.12	13.26%	1,823.74		1,823.74	12.54%
UNIDO	16.91	69.56	86.47	0.63%	30.47	41.49	71.96	0.49%
UN/DPD	1,076.38	2,412.04	3,488.42	25.28%	977.40	2,167.12	3,144.52	21.62%
UNOG	21.48	82.78	104.25	0.76%	14.24	73.96	88.20	0.61%
UNON	12.54	23.15	35.70	0.26%	9.54	25.38	34.92	0.24%
UNOPS	442.68	428.80	871.48	6.32%	496.23	519.29	1,015.52	6.98%
UNOV	8.27	8.66	16.93	0.12%	4.23	7.08	11.30	0.08%
UNRWA	168.35	96.92	265.27	1.92%	144.42	76.48	220.90	1.52%
UNU	0.04	1.13	1.17	0.01%	0.02	1.11	1.13	0.01%
UNV	0.45	11.25	11.70	0.08%	0.53	14.89	15.42	0.11%
UPU	0.37		0.37	0.00%	0.83		0.83	0.01%
WFP	1,180.01	1,388.61	2,568.62	18.62%	1,451.75	1,265.28	2,717.03	18.68%
WHO	Data not submitted due to ERP implementation				110.91		110.91	0.76%
WIPO		109.50	109.50	0.79%		133.19	133.19	0.92%
WMO	3.57	4.44	8.01	0.06%	5.70	5.15	10.84	0.07%
WTO	0.40	4.52	4.92	0.04%	0.03	3.29	3.32	0.02%
TOTAL	6,394.14	7,403.04	13,797.17	100.00%	7,075.49	7,468.70	14,544.20	100.00%

Procurement of Goods by Supplier Country and Source of Funds: 2010

Supplier Country	Source of funding		(USD Thousand)	
	UNDP	Agency Progr.	Total	%
AFGHANISTAN	18,106.73	46,938.66	65,045.39	0.92%
ALBANIA	270.38	1,463.18	1,733.56	0.02%
ALGERIA	329.70	4,491.15	4,820.85	0.07%
ANDORRA		56.28	56.28	0.00%
ANGOLA	1,924.07	1,076.67	3,000.74	0.04%
ANTIGUA & BARBUDA	0.71	41.39	42.10	0.00%
ARGENTINA	42,920.54	205,131.41	248,051.95	3.51%
ARMENIA	1,642.39	521.30	2,163.69	0.03%
AUSTRALIA	129.65	50,576.50	50,706.15	0.72%
AUSTRIA	9,851.36	30,606.18	40,457.54	0.57%
AZERBAIJAN	3,037.82	300.33	3,338.15	0.05%
BAHAMAS	6.52		6.52	0.00%
BAHRA N	141.39	343.00	484.39	0.01%
BANGLADESH	6,399.28	24,211.10	30,610.38	0.43%
BARBADOS	186.98	1,122.69	1,309.67	0.02%
BELARUS	2,971.96	1,256.81	4,228.77	0.06%
BELGIUM	2,396.93	285,126.25	287,523.18	4.06%
BELIZE	488.82	206.14	694.96	0.01%
BEN N	5,111.99	12,957.78	18,069.77	0.26%
BHUTAN	1,006.07	364.26	1,370.33	0.02%
BOLIVIA	2,665.52	10,658.80	13,324.32	0.19%
BOSNIA AND HERZEGOVINA	1,861.34	993.32	2,854.66	0.04%
BOTSWANA	188.20	852.56	1,040.76	0.01%
BRAZ L	13,158.82	83,977.05	97,135.87	1.37%
BRUNEI DARUSSALAM				
BULGARIA	998.34	664.32	1,662.66	0.02%
BURKINA FASO	1,899.65	12,193.01	14,092.66	0.20%
BURUNDI	5,463.51	5,076.91	10,540.42	0.15%
CAMBODIA	1,023.37	10,810.52	11,833.89	0.17%
CAMEROON	724.53	8,423.59	9,148.12	0.13%
CANADA	5,828.12	42,888.89	48,717.01	0.69%
CAPE VERDE	1,727.96	1.80	1,729.76	0.02%
CENTRAL AFRICAN REPUBLIC	2,276.77	5,598.88	7,875.65	0.11%
CHAD	2,429.48	12,834.39	15,263.87	0.22%
CHILE	1,519.86	8,525.79	10,045.65	0.14%
CHINA	5,649.67	96,256.38	101,906.05	1.44%
COLOMBIA	3,862.65	15,058.00	18,920.65	0.27%
COMOROS	543.19	1,112.14	1,655.33	0.02%
CONGO, REPUBLIC OF THE	1,294.35	1,979.86	3,274.21	0.05%
CONGO, DEMOCRATIC REPUBLIC	11,069.05	50,929.71	61,998.76	0.88%
COSTA RICA	1,405.62	2,354.83	3,760.45	0.05%
COTE D'IVOIRE	1,350.96	20,839.44	22,190.40	0.31%
CROATIA	383.58	340.85	724.43	0.01%
CUBA	3,665.88	3,510.87	7,176.75	0.10%
CYPRUS	236.99	18,453.85	18,690.84	0.26%
CZECH REPUBLIC	40.47	8,010.79	8,051.26	0.11%
DENMARK	119,643.94	228,409.34	348,053.28	4.92%
DJ BOUTI	731.37	1,936.31	2,667.68	0.04%
DOMINICA	44.25	2.94	47.19	0.00%
DOMINICAN REPUBLIC	8,059.42	20,725.37	28,784.79	0.41%
DPR KOREA	47.26	4,755.20	4,802.46	0.07%
ECUADOR	1,537.70	5,319.04	6,856.74	0.10%
EGYPT	2,434.92	11,995.34	14,430.26	0.20%
EL SALVADOR	3,168.50	9,158.89	12,327.39	0.17%
EQUATORIAL GUINEA	121.23	43.11	164.34	0.00%
ERITREA	1,304.36	342.16	1,646.52	0.02%
ESTONIA	0.88	3,132.56	3,133.44	0.04%
ETHIOPIA	6,160.22	109,758.96	115,919.18	1.64%
FIJI	891.16	519.03	1,410.19	0.02%
F NLAND	282.76	16,535.35	16,818.11	0.24%
FRANCE	13,173.16	359,871.80	373,044.96	5.27%
GABON	1,605.77	383.05	1,988.82	0.03%
GAMBIA	459.78	648.67	1,108.45	0.02%
GEORGIA	1,055.61	1,289.84	2,345.45	0.03%
GERMANY	6,410.49	137,699.02	144,109.51	2.04%
GHANA	2,039.87	10,566.01	12,605.88	0.18%
GREECE	12.83	121.42	134.25	0.00%
GRENADA		71.96	71.96	0.00%
GUATEMALA	2,181.85	23,203.07	25,384.92	0.36%
GUINEA	2,584.93	2,554.93	5,139.86	0.07%
GUINEA-BISSAU	1,402.11	1,141.10	2,543.21	0.04%
GUYANA	176.74	862.99	1,039.73	0.01%
HAITI	1,291.47	34,465.16	35,756.63	0.51%
HONDURAS	2,750.95	20,177.71	22,928.66	0.32%
HUNGARY	175.85	5,683.07	5,858.92	0.08%
ICELAND				
NDIA	7,437.72	504,710.75	512,148.47	7.24%
NDONESIA	1,684.68	85,301.19	86,985.87	1.23%
RAN (ISLAMIC REPUBLIC OF)	1,828.18	3,046.65	4,874.83	0.07%
RAQ	1,846.75	12,875.80	14,722.55	0.21%
RELAND	11.74	11,605.76	11,617.50	0.16%
ISRAEL	1,733.92	32,964.21	34,698.13	0.49%
ITALY	5,782.79	232,351.87	238,134.66	3.37%
JAMAICA	232.77	1,007.42	1,240.19	0.02%
JAPAN	1,397.32	134,788.12	136,185.44	1.92%

Procurement of Goods by Supplier Country and Source of Funds: 2010

Supplier Country	Source of funding		Total	(USD Thousand) %
	UNDP	Agency Progr.		
JORDAN	1,952.32	28,302.78	30,255.10	0.43%
KAZAKHSTAN	852.17	14,891.31	15,743.48	0.22%
KENYA	7,161.78	65,715.51	72,877.29	1.03%
KIRIBATI	41.81	3.46	45.27	0.00%
KUWAIT	38.43	17,219.22	17,257.65	0.24%
KYRGYZSTAN	3,817.37	5,680.76	9,498.13	0.13%
LAO P.D.R.	1,423.26	5,489.06	6,912.32	0.10%
LATVIA	87.06	1,089.63	1,176.69	0.02%
LEBANON	4,244.89	34,180.35	38,425.24	0.54%
LESOTHO	677.19	3,310.46	3,987.65	0.06%
LIBERIA	4,313.28	29,113.65	33,426.93	0.47%
LIBYAN ARAB JAMAH RIYA	207.53	120.45	327.98	0.00%
LIECHTENSTEIN				
LITHUANIA	33.15	40.42	73.57	0.00%
LUXEMBOURG	1.00	5,984.93	5,985.93	0.08%
MACEDONIA (TFYR)	267.52	232.49	500.01	0.01%
MADAGASCAR	299.80	7,060.77	7,360.57	0.10%
MALAWI	2,732.18	21,111.92	23,844.10	0.34%
MALAYSIA	464.54	27,204.14	27,668.68	0.39%
MALDIVES	284.65	119.39	404.04	0.01%
MALI	1,604.31	10,374.57	11,978.88	0.17%
MALTA	2,569.02	344.15	2,913.17	0.04%
MARSHALL ISLANDS	27.79	1.34	29.13	0.00%
MAURITANIA	673.58	2,137.30	2,810.88	0.04%
MAURITIUS	659.12	2,748.96	3,408.08	0.05%
MEXICO	2,668.59	8,414.29	11,082.88	0.16%
MICRONESIA (FED. STATES OF)	50.83	48.14	98.97	0.00%
MOLDOVA (REPUBLIC OF)	3,169.22	95.09	3,264.31	0.05%
MONACO		18.57	18.57	0.00%
MONGOLIA	1,044.40	1,839.83	2,884.23	0.04%
MONTENEGRO		178.82	178.82	0.00%
MOROCCO	3,310.75	5,723.90	9,034.65	0.13%
MOZAMBIQUE	2,218.52	12,888.20	15,106.72	0.21%
MYANMAR	938.16	19,851.52	20,789.68	0.29%
NAMIBIA	553.21	1,286.49	1,839.70	0.03%
NAURU	36.76		36.76	0.00%
NEPAL	2,408.60	10,055.35	12,463.95	0.18%
NETHERLANDS	21,165.79	112,828.77	133,994.56	1.89%
NEW ZEALAND	306.73	1,885.68	2,192.41	0.03%
NICARAGUA	2,374.87	9,626.32	12,001.19	0.17%
NIGER	2,173.37	20,920.77	23,094.14	0.33%
NIGERIA	1,085.31	8,322.83	9,408.14	0.13%
NORWAY	78.35	19,384.36	19,462.71	0.28%
OMAN		8,033.30	8,033.30	0.11%
PALAU	10.50		10.50	0.00%
PAKISTAN	2,990.08	366,690.10	369,680.18	5.22%
PANAMA	13,178.86	47,391.33	60,570.19	0.86%
PAPUA NEW GUINEA	461.69	1,215.47	1,677.16	0.02%
PARAGUAY	2,424.44	1,703.38	4,127.82	0.06%
PERU	30,754.31	105,125.82	135,880.13	1.92%
PHILIPPINES	1,053.60	14,038.98	15,092.58	0.21%
POLAND	99.02	337.88	436.90	0.01%
PORTUGAL	394.15	858.11	1,252.26	0.02%
QATAR		27.90	27.90	0.00%
REPUBLIC OF KOREA	354.61	70,554.36	70,908.97	1.00%
ROMANIA	176.50	1,121.20	1,297.70	0.02%
RUSSIAN FEDERATION	1,937.37	64,072.05	66,009.42	0.93%
RWANDA	1,195.74	7,860.82	9,056.56	0.13%
SAMOA	444.03	144.82	588.85	0.01%
SAN MARINO		31.34	31.34	0.00%
SAO TOME & PRINCE	126.91	41.99	168.90	0.00%
SAUDI ARABIA	306.28	996.38	1,302.66	0.02%
SENEGAL	2,148.28	5,121.15	7,269.43	0.10%
SERBIA	475.19	2,598.58	3,073.77	
SEYCHELLES	156.42	25.83	182.25	0.00%
SIERRA LEONE	4,182.14	7,240.70	11,422.84	0.16%
SINGAPORE		5,975.48	5,975.48	0.08%
SLOVAKIA	196.57	162.61	359.18	0.01%
SLOVENIA	5.99	70.31	76.30	0.00%
SOLOMON ISLANDS	714.44	36.96	751.40	0.01%
SOMALIA	1,560.04	4,674.21	6,234.25	0.09%
SOUTH AFRICA	10,700.64	100,549.06	111,249.70	1.57%
SPAIN	3,125.21	13,093.23	16,218.44	0.23%
SRI LANKA	5,196.58	29,380.86	34,577.44	0.49%
ST. KITTS & NEVIS	0.44		0.44	0.00%
ST. LUCIA	2.24	19.09	21.33	0.00%
ST. VINCENT & THE GRENADINES	13.74	0.24	13.98	0.00%
SUDAN	11,435.41	125,222.49	136,657.90	1.93%
SURINAME	91.83	289.87	381.70	0.01%
SWAZILAND	1,086.35	1,505.21	2,591.56	0.04%
SWEDEN	135.20	11,619.02	11,754.22	0.17%
SWITZERLAND	2,482.66	497,219.43	499,702.09	7.06%
SYRIAN ARAB REPUBLIC	1,554.43	16,963.51	18,517.94	0.26%
TAJIKISTAN	3,634.58	1,523.67	5,158.25	0.07%
THAILAND	1,085.90	19,202.45	20,288.35	0.29%

Procurement of Goods by Supplier Country and Source of Funds: 2010

Supplier Country	Source of funding		Total	(USD Thousand) %
	UNDP	Agency Progr.		
T MOR-LESTE		10,566.08	10,566.08	0.07%
TOGO	1,302.93	3,740.84	5,043.77	0.07%
TONGA	23.89	6.79	30.68	0.00%
TRINIDAD & TOBAGO	147.45	2,080.60	2,228.05	0.03%
TUNISIA	152.96	74.17	227.13	0.00%
TURKEY	797.49	58,863.79	59,661.28	0.84%
TURKMENISTAN	405.30	203.78	609.08	0.01%
TUVALU	40.29		40.29	0.00%
UNITED ARAB EMIRATES	13,610.48	100,566.11	114,176.59	1.61%
UGANDA	2,152.43	72,186.19	74,338.62	1.05%
UKRAINE	4,062.74	64,933.80	68,996.54	0.98%
UNITED KINGDOM	12,818.56	335,788.10	348,606.66	4.93%
UNITED REP. OF TANZANIA	5,179.43	23,100.00	28,279.43	0.40%
URUGUAY	1,702.91	3,104.25	4,807.16	0.07%
USA	23,331.90	385,782.33	409,114.22	5.78%
UZBEKISTAN	369.27	1,308.76	1,678.03	0.02%
VANUATU	17.56	15.50	33.06	0.00%
VENEZUELA	1,540.73	673.19	2,213.92	0.03%
VIET NAM	1,595.27	22,483.13	24,078.40	0.34%
YEMEN	3,197.22	17,643.61	20,840.83	0.29%
ZAMBIA	2,054.74	10,100.53	12,155.27	0.17%
Z MBABWE	5,265.66	27,059.17	32,324.83	0.46%
SUB-TOTAL	633,575.22	6,302,066.62	6,935,641.84	98.02%
UNSPECIF ED COUNTRIES	16,572.39	6,319.58	22,891.97	0.32%
GLOBAL PROJECTS				
NTERREGIONAL PROJECTS				
ARAB COUNTR ES		113,272.57	113,272.57	1.60%
AFRICAN COUNTR ES		30.35	30.35	0.00%
ASIAN COUNTRIES	-1.81	35.74	33.93	0.00%
EUROPEAN COUNTR ES		920.42	920.42	0.01%
LATIN AMERICA AND THE CAR BBEAN	205.59	2,496.17	2,701.76	0.04%
GRAND-TOTAL	650,351.39	6,425,141.47	7,075,492.86	100.00%
INDUSTRIALIZED COUNTRIES	232,431.94	3,012,166.86	3,244,598.80	
Percentage	35.74%	46.88%	45.86%	
DEVELOPING COUNTRIES/ ECONOMIES IN TRANSITION	401,347.06	3,406,655.02	3,808,002.08	
Percentage	61.71%	53.02%	53.82%	
ARAB STATES	48,883.05	507,709.21	556,592.26	
Percentage	7.52%	7.90%	7.87%	
AFRICA	111,385.30	702,868.04	814,253.34	
Percentage	17.13%	10.94%	11.51%	
ASIA & PACIFIC	62,953.37	1,372,864.03	1,435,817.40	
Percentage	9.68%	21.37%	20.29%	
EUROPE & CIS	33,693.77	196,707.68	230,401.45	
Percentage	5.18%	3.06%	3.26%	
LATIN AMERICA & THE CARIBBEAN	144,431.57	626,506.05	770,937.62	
Percentage	22.21%	9.75%	10.90%	
OTHERS	16,572.39	6,319.58	22,891.97	
Percentage	2.55%	0.10%	0.32%	

Total Procurement of Goods by Agency and Supplier Country: 2010

Procurement of Goods		Agencies					(USD Thousand)
Supplier Country	ESCAP	ESCWA	ECA	ECLAC	FAO	IAEA	
AFGHANISTAN							
ALBANIA							
ALGERIA						22.81	
ANDORRA							
ANGOLA						10.17	
ANTIGUA & BARBUDA							
ARGENTINA						39.20	
ARMENIA							
AUSTRALIA			4.12		650.83	976.11	
AUSTRIA		3.76			1,677.87	16,909.28	
AZERBAIJAN							
BAHAMAS							
BAHRA N							
BANGLADESH					4,163.36		
BARBADOS							
BELARUS						71.50	
BELGIUM			7.99		315.12	152.59	
BELIZE							
BENIN							
BHUTAN							
BOLIVIA							
BOSNIA AND HERZEGOVINA							
BOTSWANA					58.86		
BRAZ L					217.28	7.80	
BRUNEI DARUSSALAM							
BULGARIA					4.14	45.79	
BURK NA FASO					772.64	13.72	
BURUNDI					147.00		
CAMBODIA					3,268.73		
CAMEROON					365.40		
CANADA			0.84		96.87	2,012.53	
CAPE VERDE							
CENTRAL AFRICAN REPUBLIC							
CHAD							
CHILE				1,591.90	3.11	18.70	
CHINA	6.95				2,238.14	493.75	
COLOMBIA						0.44	
COMOROS							
CONGO						1.60	
CONGO, DEM. REP.							
COSTA RICA						10.13	
COTE D'IVOIRE						1.27	
CROATIA						55.76	
CUBA							
CYPRUS		12.92	115.36				
CZECH REPUBLIC					1,627.33	1,014.90	
DENMARK	0.68	44.63	725.81	64.66	4,088.06	114.05	
DJIBOUTI							
DOM NICA							
DOM NICAN REPUBLIC					2,177.19		
DPR KOREA							
ECUADOR						2.36	
EGYPT					58.37	15.00	
EL SALVADOR						128.44	
EQUATORIAL GU NEA							
ERITREA							
ESTONIA							
ETHIOPIA			529.06		186.08		
FIJI							
FINLAND							
FRANCE		11.07	84.25	3.78	1,606.02	1,113.18	
GABON							
GAMBIA							
GEORGIA							
GERMANY	0.96	26.37	19.90	0.11	1,934.79	13,267.23	
GHANA							
GREECE							
GRENADA							
GUATEMALA					2,140.62	3.57	
GU NEA					66.67		
GU NEA-BISSAU							
GUYANA							
HAITI					3,662.72		
HONDURAS					1,576.07		
HUNGARY					23.53	2,387.92	
ICELAND							
INDIA	19.21				1,077.70	40.15	
INDONESIA					399.22		
IRAN (ISLAMIC REPUBLIC OF)						45.00	
IRAQ							

Total Procurement of Goods by Agency and Supplier Country: 2010

Procurement of Goods		Agencies					(USD Thousand)
Supplier Country	ESCAP	ESCWA	ECA	ECLAC	FAO	IAEA	
IRELAND			19.18		5.35	2.67	
ISRAEL					17.45	229.19	
ITALY			314.26		6,196.42	1,409.00	
JAMAICA						5.92	
JAPAN					2,650.06	368.40	
JORDAN					751.26	56.00	
KAZAKHSTAN	22.17					87.25	
KENYA			199.28		985.00	141.01	
K R BATI							
KUWAIT						29.16	
KYRGYZSTAN					325.89	1.50	
LAO P.D R.							
LATVIA						212.81	
LEBANON		304.14			2,439.51	180.83	
LESOTHO							
L B ERIA							
L BYAN ARAB JAMAH RIYA							
L ECHTENSTEIN							
LITHUANIA						26.58	
LUXEMBOURG						10.77	
MACEDONIA (TFYR)							
MADAGASCAR						1.48	
MALAWI							
MALAYSIA						73.36	
MALDIVES							
MALI					415.61	0.95	
MALTA						20.21	
MARSHALL ISLANDS							
MAURITANIA					301.68		
MAURITIUS					4.64		
MEXICO				42.30	40.99	12.67	
MICRONESIA (FED. STATES OF)							
MOLDOVA (REPUBLIC OF)							
MONACO						15.98	
MONGOLIA					350.42		
MONTENEGRO							
MOROCCO					3.36		
MOZAMBIQUE					248.13		
MYANMAR					100.06		
NAMIBIA							
NAURU							
NEPAL	4.30				1,621.79		
NETHERLANDS	4.43	2.22	42.58		3,198.39	956.63	
NEW ZEALAND					313.40	13.66	
NICARAGUA					1,409.32		
NIGER					4,123.56		
NIGERIA							
NORWAY							
OMAN							
PALAU							
PAKISTAN					37,248.19	214.93	
PANAMA					16.79	91.87	
PAPUA NEW GUINEA							
PARAGUAY							
PERU							
PHIL PP NES					1,633.40	0.51	
POLAND						62.55	
PORTUGAL							
QATAR							
REPUBLIC OF KOREA	39.25				83.10	274.34	
ROMANIA						341.99	
RUSSIAN FEDERATION					655.88	1,251.98	
RWANDA					390.50		
SAMOA							
SAN MARINO					28.69		
SAO TOME & PR NCIFE							
SAUDI ARABIA							
SENEGAL					14.28	24.51	
SERBIA							
SEYCHELLES							
S ERRA LEONE					2,362.83		
S NGAPORE					105.21	138.38	
SLOVAKIA						24.78	
SLOVENIA						47.56	
SOLOMON ISLANDS							
SOMALIA							
SOUTH AFRICA			160.28		2,331.32	410.60	
SPA N				63.58	620.33	36.28	
SRI LANKA					3,133.89	0.93	
ST KITTS & NEVIS							

Procurement of Goods		Agencies					(USD Thousand)
Supplier Country	ESCAP	ESCWA	ECA	ECLAC	FAO	IAEA	
ST. LUCIA							
ST. V NCENT & THE GRENADINES							
SUDAN					95.00		
SURINAME							
SWAZILAND			48.14		632.35		
SWEDEN				16.32	657.52	241.48	
SWITZERLAND					163.47	2,295.42	
SYRIAN ARAB REPUBLIC					597.03		
TAJIKISTAN						3.39	
THA LAND	1,097.80					0.90	
TIMOR-LESTE							
TOGO					330.67		
TONGA							
TR N DAD & TOBAGO				20.71			
TUNISIA						5.60	
TURKEY					1,245.30	80.64	
TURKMENISTAN							
TUVALU							
UNITED ARAB EMIRATES		1.54	86.93		1,558.99		
UGANDA					799.60	38.06	
UKRA NE					12.75	192.15	
UNITED K NGDOM	0.71		394.91		3,986.11	6,114.39	
UNITED REP. OF TANZANIA					2,057.38		
URUGUAY						3.00	
USA	1,345.72	23.75	605.24	772.53	785.37	11,262.51	
UZBEKISTAN							
VANUATU							
VENEZUELA							
V ET NAM						46.01	
YEMEN					1.46	1.54	
ZAMBIA						7.91	
ZIMBABWE					490.77	9.00	
SUB-TOTAL	2,542.17	430.39	3,358.13	2,575.88	122,144.18	66,054.19	
UNSPECIFIED COUNTRIES						2.55	
GLOBAL PROJECTS							
INTERREGIONAL PROJECTS							
ARAB COUNTRIES*							
AFRICAN COUNTRIES							
ASIAN COUNTR ES					30.34		
EUROPEAN COUNTR ES							
LAT N AMERICA & THE CARIBBEAN					4.49		
GRAND-TOTAL	2,542.17	430.39	3,358.13	2,575.88	122,179.00	66,056.75	
INDUSTRIALIZED COUNTRIES	1,352.50	111.80	2,219.08	920.97	29,648.01	58,753.34	
Percentage	53.20%	25.98%	66.08%	35.75%	24.27%	88.94%	
DEVELOPING COUNTRIES/ ECONOMIES IN TRANSITION	1,189.67	318.60	1,139.05	1,654.91	92,531.00	7,300.86	
Percentage	46.80%	74.02%	33.92%	64.25%	75.73%	11.05%	
ARAB COUNTRIES		305.68	86.93		5,504.96	355.94	
Percentage		71.02%	2.59%		4.51%	0.54%	
AFRICAN COUNTRIES			936.76		17,084.97	660.28	
Percentage			27.90%		13.98%	1.00%	
ASIAN COUNTRIES	1,167.50				55,453.55	1,283.25	
Percentage	45.93%				45.39%	1.94%	
EUROPE & CIS	22.17	12.92	115.36		3,238.94	4,677.29	
Percentage	0.87%	3.00%	3.44%		2.65%	7.08%	
LATIN AMERICA & THE CARIB.				1,654.91	11,248.57	324.10	
Percentage				64.25%	9.21%	0.49%	
OTHERS						2.55	
Percentage						0.00%	

* Procurement from the Palestine Authority Autonomous Area (West Bank and Gaza Strip).

Total Procurement of Goods by Agency and Supplier Country: 2010

Procurement of Goods		Agencies					(USD Thousand)
Supplier Country	IFAD	ILO	INSTRAW	ITC	ITU	OPCW	
AFGHANISTAN		13.30					
ALBANIA							
ALGERIA							
ANDORRA							
ANGOLA		0.36					
ANTIGUA & BARBUDA							
ARGENTINA							
ARMENIA							
AUSTRALIA		1.25			36.18		
AUSTRIA							
AZERBAIJAN							
BAHAMAS							
BAHRA N							
BANGLADESH		4.88					
BARBADOS							
BELARUS					59.58		
BELGIUM						7.32	
BELIZE							
BENIN		3.05					
BHUTAN							
BOLIVIA							
BOSNIA AND HERZEGOVINA		1.80					
BOTSWANA		3.34					
BRAZ L							
BRUNEI DARUSSALAM							
BULGARIA							
BURK NA FASO		0.74			92.70		
BURUNDI							
CAMBODIA		7.04					
CAMEROON							
CANADA					0.90	20.25	
CAPE VERDE							
CENTRAL AFRICAN REPUBLIC							
CHAD							
CHILE							
CHINA		34.37				0.23	
COLOMBIA							
COMOROS		23.70			24.78		
CONGO							
CONGO, DEM. REP.		2,065.99					
COSTA RICA		1.50					
COTE D'IVOIRE		49.30					
CROATIA							
CUBA							
CYPRUS							
CZECH REPUBLIC		0.18				4.23	
DENMARK		138.65					
DJIBOUTI							
DOM NICA							
DOM NICAN REPUBLIC			53.07				
DPR KOREA							
ECUADOR		47.19					
EGYPT					37.71		
EL SALVADOR							
EQUATORIAL GU NEA							
ERITREA							
ESTONIA							
ETHIOPIA							
FIJI		2.35			1.63		
FINLAND					9.80		
FRANCE		107.84		38.95	274.28	24.22	
GABON							
GAMBIA							
GEORGIA							
GERMANY	7.88	272.88		15.77	39.36	102.65	
GHANA							
GREECE							
GRENADA							
GUATEMALA		0.36					
GU NEA							
GU NEA-BISSAU							
GUYANA		7.83					
HAITI		55.62					
HONDURAS					3.79		
HUNGARY		10.02					
ICELAND							
INDIA		41.43				10.32	
INDONESIA		710.12					
IRAN (ISLAMIC REPUBLIC OF)							
IRAQ							

Total Procurement of Goods by Agency and Supplier Country: 2010

Procurement of Goods		Agencies					(USD Thousand)
Supplier Country	IFAD	ILO	INSTRAW	ITC	ITU	OPCW	
IRELAND		300.93		95.50			
ISRAEL							
ITALY	811.86	28.79		38.67			
JAMAICA		5.66					
JAPAN		246.16					
JORDAN		27.75					
KAZAKHSTAN		0.20					
KENYA		18.60					
K R BATI							
KUWAIT							
KYRGYZSTAN		1.40			26.30		
LAO P.D.R.							
LATVIA		0.72					
LEBANON		53.11					
LESOTHO		7.34					
L BERIA							
L BYAN ARAB JAMAH RIYA							
L ECHTENSTEIN							
LITHUANIA							
LUXEMBOURG							
MACEDONIA (TFYR)		1.76					
MADAGASCAR		6.86					
MALAWI							
MALAYSIA							
MALDIVES							
MALI		1.41					
MALTA							
MARSHALL ISLANDS							
MAURITANIA					30.74		
MAURITIUS		231.95					
MEXICO							
MICRONESIA (FED. STATES OF)					45.15		
MOLDOVA (REPUBLIC OF)		8.49			0.00		
MONACO							
MONGOLIA							
MONTENEGRO							
MOROCCO					139.32		
MOZAMBIQUE		342.10			19.23		
MYANMAR							
NAMIBIA							
NAURU							
NEPAL							
NETHERLANDS		261.40			68.88	1,073.12	
NEW ZEALAND							
NICARAGUA		2.23			50.70		
NIGER		6.97					
NIGERIA							
NORWAY							
OMAN							
PALAU							
PAKISTAN							
PANAMA							
PAPUA NEW GUINEA							
PARAGUAY							
PERU							
PHIL PP NES		27.00					
POLAND							
PORTUGAL							
QATAR							
REPUBLIC OF KOREA							
ROMANIA							
RUSSIAN FEDERATION							
RWANDA							
SAMOA							
SAN MARINO							
SAO TOME & PR NCIFE							
SAUDI ARABIA							
SENEGAL		2.58					
SERBIA							
SEYCHELLES							
S ERRA LEONE				41.66			
S NGAPORE							
SLOVAKIA							
SLOVENIA							
SOLOMON ISLANDS							
SOMALIA							
SOUTH AFRICA		66.80					
SPA N	58.79	4.41			138.75		
SRI LANKA	9.22				22.51		
ST KITTS & NEVIS							

Total Procurement of Goods by Agency and Supplier Country: 2010

Procurement of Goods		Agencies					(USD Thousand)
Supplier Country	IFAD	ILO	INSTRAW	ITC	ITU	OPCW	
ST. LUCIA							
ST. V NCENT & THE GRENADINES							
SUDAN		10.38					
SURINAME							
SWAZILAND		2.37					
SWEDEN					3.82		
SWITZERLAND		2,797.77		905.23	3,154.16		
SYRIAN ARAB REPUBLIC							
TAJIKISTAN							
THAILAND					26.11		
TIMOR-LESTE		200.00					
TOGO					4.78		
TONGA							
TRINIDAD & TOBAGO					0.50		
TUNISIA							
TURKEY							
TURKMENISTAN							
TUVALU							
UNITED ARAB EMIRATES		92.50					
UGANDA		4.05			142.01		
UKRAINE		7.53					
UNITED KINGDOM		764.19			148.61	96.52	
UNITED REP. OF TANZANIA					36.44		
URUGUAY							
USA	19.99	156.28		12.69	174.12	21.30	
UZBEKISTAN							
VANUATU							
VENEZUELA							
VICTORIA ISLAND		64.00		19.64			
YEMEN							
ZAMBIA		40.50					
ZIMBABWE		22.96					
SUB-TOTAL	907.74	9,422.23	53.07	1,168.10	4,812.82	1,360.16	
UNSPECIFIED COUNTRIES							
GLOBAL PROJECTS							
INTERREGIONAL PROJECTS							
ARAB COUNTRIES*							
AFRICAN COUNTRIES							
ASIAN COUNTRIES							
EUROPEAN COUNTRIES							
LATIN AMERICA & THE CARIBBEAN							
GRAND-TOTAL	907.74	9,422.23	53.07	1,168.10	4,812.82	1,360.16	
INDUSTRIALIZED COUNTRIES	898.53	5,080.55		1,106.80	4,048.86	1,345.37	
Percentage	98.98%	53.92%		94.75%	84.13%	98.91%	
DEVELOPING COUNTRIES/ ECONOMIES IN TRANSITION	9.22	4,341.68	53.07	61.30	763.96	14.79	
Percentage	1.02%	46.08%	100.00%	5.25%	15.87%	1.09%	
ARAB COUNTRIES		183.74			177.02		
Percentage		1.95%			3.68%		
AFRICAN COUNTRIES		2,900.96		41.66	350.68		
Percentage		30.79%		3.57%	7.29%		
ASIAN COUNTRIES	9.22	1,091.19		19.64	95.39	10.56	
Percentage	1.02%	11.58%		1.68%	1.98%	0.78%	
EUROPE & CIS		45.40			85.88	4.23	
Percentage		0.48%			1.78%	0.31%	
LATIN AMERICA & THE CARIB.		120.40	53.07		54.98		
Percentage		1.28%	100.00%		1.14%		
OTHERS							
Percentage							

* Procurement from the Palestine Authority Autonomous Area (West Bank and Gaza Strip).

Total Procurement of Goods by Agency and Supplier Country: 2010

Procurement of Goods		Agencies						(USD Thousand)
Supplier Country	PAHO	UNDP	UNESCO	UNFPA	UNHCR	UNICEF	UNIDO	
AFGHANISTAN		18,106.73		1,041.99	10,062.93	6,916.22		
ALBANIA		270.38	16 06	95.13		772.49		
ALGERIA		329.70		1.79	187.62	112.25		
ANDORRA								
ANGOLA		1,924.07	24 35	183.32	38.88	795.05		
ANTIGUA & BARBUDA		0.71				8.08		
ARGENT NA	2,211.78	42,920.54	39 09	50.08	29.04	1,203.97		
ARMENIA		1,642.39		65.02	137.81	49.49		
AUSTRALIA	930.73	129.65	92 01	53.28		592.24		
AUSTRIA	9.00	9,851.36	22 85			1,799.80	3,467.91	
AZERBAIJAN		3,037.82		234.10	18.02	45.92		
BAHAMAS		6.52						
BAHRAIN		141.39						
BANGLADESH		6,399.28		474.30	557.05	10,142.51	208.78	
BARBADOS	954.17	186.98		1.63		166.88		
BELARUS		2,971.96		92.35	265.99	757.30		
BELGIUM	31,826.36	2,396.93	327 26	128.36	662.95	197,268.62	99.01	
BELIZE	168.44	488.82		2.54		34.09		
BEN N		5,111.99	6 28	202.02	67.95	1,331.60		
BHUTAN		1 006.07		5.77		296.84		
BOLIVIA	1,379.20	2,665.52		149.43		1,577.89		
BOSNIA AND HERZEGOVINA		1,861.34	22 99	17.07	332.57	615.16		
BOTSWANA		188.20	5 00	81.74	621.88	81.74		
BRAZIL	74,322.55	13,158.82	3,456 06	70.34		4,092.89		
BRUNEI DARUSSALAM								
BULGARIA		998.34		0.91		493.73		
BURKINA FASO		1,899.65	6.75	147.02		1,656.20		
BURUNDI		5,463.51		124.06	862.29	1,843.99		
CAMBODIA		1,023.37		167.47	12.66	1,561.34		
CAMEROON		724.53	302.19	302.19	1,195.22	689.17		
CANADA	1,893.82	5,828.12	19.75	77.87	19.93	7,408.56	16.18	
CAPE VERDE		1,727.96	1 80					
CENTRAL AFRICAN REPUBLIC		2,276.77	114.74	544.44	1,326.88	974.33		
CHAD		2,429.48	190.44	422.66	4,936.77	2,416.93		
CHILE	3,740.04	1,519.86	1,293.19	45.71	1.80	1,831.34		
CHINA	36.32	5,649.67	250 27	14,477.52	13,457.34	35,182.48	997.68	
COLOMBIA	6,497.11	3,862.65	46 01	700.99	1,048.87	716.60		
COMOROS		543.19	1.45	174.01		888.20		
CONGO		1,294.35	1 50	423.67	367.63	617.69		
CONGO, DEM. REP.		11,069.05	16 31	1,854.50	3,688.73	6,910.84		
COSTA RICA	1,947.53	1,405.62	209 60	37.12	33.83	89.76		
COTE D'IVOIRE		1,350.96	8 80	1,995.46	255.33	3,123.63		
CROATIA		383.58		0.14	110.41	172.97		
CUBA	10.40	3,665.88	51 88	28.50		2,995.89		
CYPRUS		236.99				12 605.83		
CZECH REPUBLIC		40.47			2.30	234.82		
DENMARK	2,164.76	119,643.94	1,073.18	12,115.10	9,699.56	128,148.58	321.02	
DJ BOUTI		731.37	9.76	82.05	433.92	1,026.90		
DOM NICA		44.25				2.94		
DOM NICAN REPUBLIC	6,762.40	8,059.42	102 32	412.13	139.59	4,542.02		
DPR KOREA		47.26	2.42	2.14		1,833.58		
ECUADOR	2,449.32	1,537.70	528 97	252.40	292.77	215.83		
EGYPT		2,434.92	178 63	118.10	343.21	121.09	208.07	
EL SALVADOR	1,483.88	3,168.50		173.38		838.59		
EQUATORIAL GUINEA		121.23		34.88		8.24		
ERITREA		1,304.36		1.44	17.43	322.62		
ESTONIA		0.88						
ETHIOPIA		6,160.22	138 37	176.23	2,940.18	12,474.86		
FIJI		891.16	1.46	152.95		244.48		
F NLAND	94.46	282.76		12,286.57	516.18	2,037.32	218.77	
FRANCE	94,311.23	12,369.87	16,498 59	119.23	1,674.13	142,606.93	1,657.70	
GABON		1,605.77	132 30	39.78	43.37	165.88		
GAMBIA		459.78		37.34	41.11	94.61		
GEORGIA		1,055.61	1 29	56.63	913.35	142.83		
GERMANY	3,118.31	5,948.54	1,293 88	25,386.98	2,488.61	37,435.25	2,618.87	
GHANA		2,039.87	96.49	173.55	220.80	4,392.01		
GREECE		12.83			84.86			
GRENADA	60.48		0 27			11.21		
GUATEMALA	4,972.55	2,181.85		204.15		2,341.28		
GUINEA		2 584.93		526.23	593.64	711.66	14.00	
GUINEA-BISSAU		1,402.11	9 29	18.10	46.33	434.83		
GUYANA	475.26	176.74		89.83		290.06		
HAITI	8,184.16	1,291.47		966.13		6,817.62		
HONDURAS	1,268.89	2,750.95	106 20	617.88		691.70		
HUNGARY		175.85		409.87	193.06	2,571.82		
ICELAND								
INDIA	41,070.05	7,437.72	238 34	3,477.82	15,571.60	358,901.31	501.21	
INDONESIA		1,684.68	345 38	1,124.54	163.53	21,078.14	74.35	
IRAN (ISLAMIC REPUBLIC OF)		1,828.18	26.13	233.68	1,289.50	232.23		
IRAQ		1,846.75		0.23	7,667.63	3,288.00	90.40	

Total Procurement of Goods by Agency and Supplier Country: 2010

Procurement of Goods		(USD Thousand)						
Supplier Country	Agencies							
	PAHO	UNDP	UNESCO	UNFPA	UNHCR	UNICEF	UNIDO	
IRELAND	244.88	11.74	200 00	355.62		2,179.34		
ISRAEL	97.43	1,733.92	0 29	879.56	19.81	12,161.93		
ITALY	14,602.55	5,782.79	576 07	1,764.62	1,348.03	45,186.97	1,577.62	
JAMAICA	474.98	232.77	154 96	57.35		244.41		
JAPAN		1 397.32	446 28	6.45	12 615.50	56 154.02	588.32	
JORDAN		1,952.32	1,923 82	343.77	2,613.60	939.65	153.19	
KAZAKHSTAN		852.17	73 98	82.74	283.83	123.37		
KENYA		7,161.78	376 25	365.00	11,759.74	16,353.14		
KIRIBATI		41.81				3.46		
KUWAIT		38.43			5.90			
KYRGYZSTAN		3,817.37		46.53	820.03	513.01		
LAO P.D.R.		1,423.26	0 64	199.61		1,729.50		
LATVIA		87.06						
LEBANON		4,244.89	259 51	42.83	46.96	11.00	1,930.53	
LESOTHO		677.19	0.43	157.14		356.69		
LBERIA		4,313.28	60 36	129.99	557.89	1,891.29		
L BYAN ARAB JAMAH RIYA		207.53	48.77		34.93			
L ECHTENSTEIN								
LITHUANIA		33.15	0 57					
LUXEMBOURG	51.01	1.00				5,572.76	3.63	
MACEDONIA (TFYR)		267.52	3 04	3.26	87.68	74.34		
MADAGASCAR		299.80	1.13	907.22		4,430.38		
MALAWI		2,732.18	11 93	944.93	291.24	3,543.17		
MALAYSIA	2.42	464.54	21 67	1,576.93	240.92	274.15		
MALDIVES		284.65		13.38		88.07		
MALI		1,604.31	264.47	197.14	7.58	2,330.47		
MALTA		2,569.02			3.28			
MARSHALL ISLANDS		27.79		1.34				
MAURITANIA		673.58	14 51	459.72	194.89	419.29		
MAURITIUS		659.12		6.59			427.99	
MEXICO	1,891.91	2,668.59	14 50	102.03	15.33	1,228.33		
MICRONESIA (FED. STATES OF)		50.83		2.99				
MOLDOVA (REPUBLIC OF)		3,169.22		14.57	52.81	15.21		
MONACO					2.60			
MONGOLIA		1,044.40	2 58	108.36		1,090.25		
MONTENEGRO			1 82		73.30	103.70		
MOROCCO	44.50	3,310.75	107 61	44.69	12.48	340.85		
MOZAMBIQUE		2,218.52	437 33	637.78	414.24	2,912.09		
MYANMAR		938.16	19 85	412.17	898.98	4,538.33		
NAM BIA		553.21	98 05	127.08	13.51	328.23		
NAURU		36.76						
NEPAL		2,408.60		89.70	184.90	1,922.32		
NETHERLANDS	17,481.59	21,165.79	25 84	19,878.55	3,235.72	14,554.48	2,380.60	
NEW ZEALAND	9.65	306.73	6 88	1.02				
NICARAGUA	1,488.80	2,374.87	4 55	531.18		962.03		
NIGER		2,173.37	81 03	414.23		9,982.95		
NIGERIA		1,085.31		407.35	118.76	1,151.94		
NORWAY	314.46	78.35			996.24	5,772.16		
OMAN					597.76	400.90		
PALAU		10.50						
PAKISTAN		2,990.08	510 93	4,170.60	52,948.83	41,303.91		
PANAMA	2,005.68	13,178.86	17 54	220.81	31.73	482.17		
PAPUA NEW GUINEA		461.69	19 81	124.33	24.37	810.06		
PARAGUAY	644.43	2,424.44		30.17		126.80		
PERU	1 640.20	30 754.31		276.71		567.90		
PH L PPINES		1,053.60	0 56	189.36	155.63	4,655.68		
POLAND		99.02			2.30	273.03		
PORTUGAL		394.15	0 65	1.14		19.90		
QATAR			25.42					
REPUBLIC OF KOREA	19,213.48	354.61	0 00	3,378.02	865.19	5,921.26		
ROMANIA	0.69	176.50		0.46	13.67	604.85		
RUSSIAN FEDERATION		1,937.37	14 25	146.08	431.49	4,307.62		
RWANDA		1,195.74	12 86	158.23	1,136.83	1,441.25		
SAMOA		444.03	103 39	30.83				
SAN MARINO			2.44					
SAO TOME & PR NCIPE		126.91		9.94		32.06		
SAUDI ARABIA		306.28	11 67		355.14			
SENEGAL		2,148.28	669 27	314.48	314.54	2,445.69		
SERBIA		475.19		2.31	1,624.42	135.55		
SEYCHELLES		156.42	3 95			21.88		
SIERRA LEONE		4,182.14	8.16	648.23	447.85	1,819.69		
SINGAPORE				233.86		66.53		
SLOVAKIA		196.57				121.93		
SLOVENIA		5.99						
SOLOMON ISLANDS		714.44				26.00		
SOMALIA		1,560.04		39.76	115.25	2,251.28		
SOUTH AFRICA		10,700.64		847.75	806.18	18,447.43	369.94	
SPAIN	586.66	3,125.21	654 85		4.33	2,475.49	3,374.20	
SRI LANKA		5,196.58	1 36	289.99	1,559.72	6,065.62	35.18	
ST KITTS & NEVIS		0.44						

Total Procurement of Goods by Agency and Supplier Country: 2010

Procurement of Goods		Agencies						(USD Thousand)
Supplier Country	PAHO	UNDP	UNESCO	UNFPA	UNHCR	UNICEF	UNIDO	
ST. LUCIA		2.24				19.09		
ST. VINCENT & THE GRENAD NES		13.74				0.24		
SUDAN		11,435.41	42.13	567.12	3,774.93	10,683.40		
SURINAME	183.18	91.83		26.61		80.08		
SWAZILAND		1,086.35	6.84	108.30		624.10		
SWEDEN	20.82	135.20	46.41		65.60	8,339.00		
SWITZERLAND	57,604.28	2,482.66	170.85	110.99	5,952.50	279,840.27	415.26	
SYRIAN ARAB REPUBLIC		1,554.43	12.29	482.94	5,702.99	1,444.30		
TAJIKISTAN		3,634.58		95.10		954.13		
THAILAND		1,085.90	168.80	581.23	300.41	8,521.24		
TIMOR-LESTE			19.59	239.54	31.26	1,158.61		
TOGO		1,302.93	19.72	136.90	471.73	570.70		
TONGA		23.89						
TRINIDAD & TOBAGO	1,991.58	147.45		18.53		38.66		
TUNISIA		152.96		20.30		29.63		
TURKEY		797.49	6.80	97.96	94.27	862.05	1,089.76	
TURKMENISTAN		405.30		16.34	10.70	175.78		
TUVALU		40.29						
UNITED ARAB EMIRATES	877.17	13,610.48	1.82	384.28	28,067.16	8,542.24	154.01	
UGANDA		2,152.43	17.91	894.48	1,731.41	4,628.59		
UKRAINE		4,062.74		19.66	239.49	773.16		
UNITED KINGDOM	145,211.78	12,816.59	554.87	8,962.32	4,748.86	56,446.99	5,978.05	
UNITED REP. OF TANZANIA		5,179.43	179.22	245.14	4,249.24	3,784.21		
URUGUAY	1,494.22	1,702.91	238.07	18.25		114.85		
USA	130,104.88	23,326.72	263.85	18,655.28	707.05	67,736.11	1,496.09	
UZBEKISTAN		369.27		40.66		1,206.95		
VANUATU		17.56				14.64		
VENEZUELA		1,540.73	63.02	146.66	208.60	243.25		
VIET NAM		1,595.27	105.28	133.62		485.75		
YEMEN		3,197.22	6.00	111.55	2,451.14	2,108.14		
ZAMBIA		2,054.74	5.59	518.84	985.62	1,713.02		
ZIMBABWE		5,265.66	181.03	2,094.77	215.95	21,612.29		
SUB-TOTAL	690,626.48	632,302.82	36,715.78	160,917.67	244,071.87	1,822,158.93	30,468.31	
UNSPECIFIED COUNTRIES		16,572.39	6,302.97	14.06				
GLOBAL PROJECTS								
INTERREGIONAL PROJECTS								
ARAB COUNTRIES*				21.06		1,238.20		
AFRICAN COUNTRIES					30.35			
ASIAN COUNTRIES		-1.81						
EUROPEAN COUNTRIES					328.02	339.53		
LATIN AMERICA & THE CARIBBEAN	2,491.68	205.59						
GRAND-TOTAL	693,118.16	649,078.99	43,018.75	160,952.79	244,430.25	1,823,736.66	30,468.31	
INDUSTRIALIZED COUNTRIES	500,678.67	231,159.54	22,291.02	100,929.02	45,273.95	1,078,044.34	24,213.22	
Percentage	72.24%	35.61%	51.82%	62.71%	18.52%	59.11%	79.47%	
DEVELOPING COUNTRIES/ ECONOMIES IN TRANSITION	192,439.49	401,347.06	14,424.75	60,009.71	199,156.30	745,692.31	6,255.08	
Percentage	27.76%	61.83%	33.53%	37.28%	81.48%	40.89%	20.53%	
ARAB COUNTRIES	921.67	48,883.05	2,653.56	2,494.16	53,700.12	32,770.05	2,536.20	
Percentage	0.13%	7.53%	6.17%	1.55%	21.97%	1.80%	8.32%	
AFRICAN COUNTRIES		111,385.30	3,506.11	18,193.87	41,011.98	140,774.59	811.93	
Percentage		17.16%	8.15%	11.30%	16.78%	7.72%	2.66%	
ASIAN COUNTRIES	60,322.27	62,953.37	1,812.31	32,700.32	97,035.33	514,832.28	1,817.19	
Percentage	8.70%	9.70%	4.21%	20.32%	39.70%	28.23%	5.96%	
EUROPE & CIS	0.69	33,693.77	126.55	1,390.83	5,607.31	24,738.95	1,089.76	
Percentage	0.00%	5.19%	0.29%	0.86%	2.29%	1.36%	3.58%	
LATIN AMERICA & THE CARIB.	131,194.85	144,431.57	6,326.22	5,230.53	1,801.56	32,576.44		
Percentage	18.93%	22.25%	14.71%	3.25%	0.74%	1.79%		
OTHERS		16,572.39	6,302.97	14.06				
Percentage		2.55%	14.65%	0.01%				

* Procurement from the Palestine Authority Autonomous Area (West Bank and Gaza Strip).

Total Procurement of Goods by Agency and Supplier Country: 2010

Procurement of Goods		(USD Thousand)					
Supplier Country	Agencies						
	UNOG	UNON	UNOPS	UNOV	UN/PD	UNRWA	UNU
AFGHANISTAN		750.67	3,520.76		9,545.15		
ALBANIA					219.08		
ALGERIA					56.28		
ANDORRA							
ANGOLA			3.60				
ANTIGUA & BARBUDA							
ARGENT NA			197,958.63				
ARMENIA			2.05				
AUSTRALIA	40.38		240.36		42,993.00	1.64	
AUSTRIA		42.78	0.72	1,560.87	4,955.95	14.66	
AZERBAIJAN							
BAHAMAS							
BAHRAIN		345.24			-2.23		
BANGLADESH			2.74				
BARBADOS							
BELARUS							
BELGIUM	5.80	0.29	520.67		477.43	1,076.77	24.31
BELIZE			1.07				
BEN N			44.35				
BHUTAN							
BOLIVIA							
BOSNIA AND HERZEGOVINA			3.74				
BOTSWANA							
BRAZIL			34.10	0.60	105.86		
BRUNEI DARUSSALAM							
BULGARIA			119.75				
BURKINA FASO			39.80				
BURUNDI			802.77		1,096.62		
CAMBODIA			36.93				
CAMEROON			42.39		426.95		
CANADA		460.85	35.16		8,708.97	23.32	
CAPE VERDE							
CENTRAL AFRICAN REPUBLIC			2.26		508.66		
CHAD			32.44		2,438.06		
CHILE							
CHINA		16.06	2,756.79		8,635.89	1,888.53	
COLOMBIA			14.00				
COMOROS							
CONGO			9.65				
CONGO, DEM. REP.			1,025.91		26,628.04		
COSTA RICA			14.55				
COTE D'IVOIRE			1,998.61		12,843.27		
CROATIA					1.57		
CUBA			1.46				
CYPRUS		66.45	40.43		2,086.78	3,285.06	
CZECH REPUBLIC			107.64		5,017.34		
DENMARK	477.05	1,362.48	11,868.96	913.82	41,879.74	275.85	
DJ BOUTI							
DOM NICA							
DOM NICAN REPUBLIC			26.46		3,134.89		
DPR KOREA			22.84				
ECUADOR							
EGYPT			21.29	0.06	173.62	3,808.80	
EL SALVADOR			55.70				
EQUATORIAL GUINEA							
ERITREA							
ESTONIA							
ETHIOPIA			120.20		37.52		
FIJI			0.66				
F NLAND	64.62				538.83		
FRANCE	697.94	33.66	1,274.70		32,092.30	228.95	
GABON			1.73				
GAMBIA			87.67		118.62		
GEORGIA							
GERMANY	2,530.83	104.36	14,644.68	85.94	20,519.55	900.95	
GHANA			19.52				
GREECE		36.56					
GRENADA							
GUATEMALA			2,124.20				
GUINEA			315.22				
GUINEA-BISSAU			96.61		244.06		
GUYANA							
HAITI			1,840.18		7,143.13		
HONDURAS			1.05				
HUNGARY				24.97	61.87		
ICELAND							
INDIA		15.95	45,993.52		475.32	28.93	
INDONESIA			7.53		23.78		
IRAN (ISLAMIC REPUBLIC OF)							
IRAQ		6.00	46.85		759.66		

Total Procurement of Goods by Agency and Supplier Country: 2010

Procurement of Goods		(USD Thousand)					
Supplier Country	Agencies						
	UNOG	UNON	UNOPS	UNOV	UN/PD	UNRWA	UNU
IRELAND		43.22	264.50		1,528.94	54.60	
ISRAEL	1.03		595.35		11,595.98	6,451.53	
ITALY	802.62	24.83	2,121.18	96.61	110,622.48	697.26	
JAMAICA		64.15					
JAPAN		29.29	27,339.67		19,808.10	39.77	
JORDAN		23.26	356.12		613.94	18,813.60	
KAZAKHSTAN			0.79				
KENYA		3,035.29	2,152.13		4,111.51		
KIRIBATI							
KUWAIT			29.12		17,155.05		
KYRGYZSTAN			0.10				
LAO P.D.R.			17.81				
LATVIA			94.20				
LEBANON					23,390.56	5,434.06	
LESOTHO							
LIBERIA			788.13		24,721.13		
LIBYAN ARAB JAMAH RIYA							
LIECHTENSTEIN							
LITHUANIA					11.79		
LUXEMBOURG							
MACEDONIA (TFYR)					57.00		
MADAGASCAR			8.24				
MALAWI			19.96				
MALAYSIA			0.25				
MALDIVES			0.70				
MALI			80.87				
MALTA							
MARSHALL ISLANDS							
MAURITANIA							
MAURITIUS			87.38		1,990.39		
MEXICO							
MICRONESIA (FED. STATES OF)							
MOLDOVA (REPUBLIC OF)							
MONACO							
MONGOLIA							
MONTENEGRO							
MOROCCO			303.52		2,871.08		
MOZAMBIQUE							
MYANMAR			365.98				
NAMIBIA			48.05				
NAURU							
NEPAL			41.93		84.11		
NETHERLANDS	89.50	18.40	1,547.21		14,296.82	13,610.65	
NEW ZEALAND					1,094.75		
NICARAGUA			301.14				
NIGER			15.00				
NIGERIA			242.33		159.03		
NORWAY	487.05		79.34	101.96	73.00	7.78	
OMAN					22.41		
PALAU							
PAKISTAN		1,039.57	34.19		404.78		
PANAMA		122.30	49.24		42,356.75		
PAPUA NEW GUINEA							
PARAGUAY			872.69				
PERU			102,402.42				
PHILIPPINES			21.08				
POLAND							
PORTUGAL	14.43				11.37	807.75	
QATAR			2.47				
REPUBLIC OF KOREA			1,462.47		36,568.03		
ROMANIA					159.54		
RUSSIAN FEDERATION				346.46			
RWANDA			27.20		88.71		
SAMOA							
SAN MARINO							
SAOTOME & PRINCIPE							
SAUDI ARABIA						5.47	
SENEGAL			215.81				
SERBIA			185.78		608.41		
SEYCHELLES							
SIERRA LEONE			34.75		645.86		
SINGAPORE		91.41	181.07		255.20		
SLOVAKIA				15.41			
SLOVENIA				22.74			
SOLOMON ISLANDS							
SOMALIA					114.50		
SOUTH AFRICA		109.93	6,909.26	39.22	2,898.21		
SPAIN		129.05	933.38		2,784.66	81.85	
SRI LANKA		58.91	10,629.35				
ST KITTS & NEVIS							

Total Procurement of Goods by Agency and Supplier Country: 2010

Procurement of Goods		(USD Thousand)					
Supplier Country	Agencies						
	UNOG	UNON	UNOPS	UNOV	UN/PD	UNRWA	UNU
ST. LUCIA							
ST. VINCENT & THE GRENADINES							
SUDAN			1,377.11		74,680.83		
SURINAME							
SWAZILAND							
SWEDEN	112.09		765.96		1,027.04	2.86	
SWITZERLAND	7,182.97	702.97	12,881.98	53.10	103,671.57		
SYRIAN ARAB REPUBLIC			1.63		3,516.58	3,698.55	
TAJIKISTAN							
THAILAND			548.68		26.28		
TIMOR-LESTE					1,250.97		
TOGO			320.61				
TONGA							
TRINIDAD & TOBAGO							
TUNISIA			6.26		7.48		
TURKEY			623.50		660.56	13,601.20	
TURKMENISTAN							
TUVALU							
UNITED ARAB EMIRATES		6.67	4,226.24		35,328.47	5,021.71	
UGANDA			423.00		25,669.82		
UKRAINE			2.54				
UNITED KINGDOM	1,588.50	315.17	18,299.00	801.83	64,568.37	396.77	
UNITED REP. OF TANZANIA			16.89				
URUGUAY			393.82				
USA	145.61	487.82	4,182.02	101.49	111,939.07	134.47	
UZBEKISTAN				50.31			
VANUATU							
VENEZUELA				11.66			
VIETNAM			1.63				
YEMEN			10.07				
ZAMBIA			7.85				
ZIMBABWE			398.88				
SUB-TOTAL	14,240.43	9,543.58	493,332.74	4,227.06	977,396.70	80,393.34	24.31
UNSPECIFIED COUNTRIES							
GLOBAL PROJECTS							
INTERREGIONAL PROJECTS							
ARAB COUNTRIES*			2,648.83			64,022.03	
AFRICAN COUNTRIES							
ASIAN COUNTRIES							
EUROPEAN COUNTRIES			252.87				
LATIN AMERICA & THE CARIBBEAN							
GRAND-TOTAL	14,240.43	9,543.58	496,234.45	4,227.06	977,396.70	144,415.38	24.31
INDUSTRIALIZED COUNTRIES	14,240.43	3,791.74	97,594.82	3,960.12	595,244.19	24,807.45	24.31
Percentage	100.00%	39.73%	19.67%	93.68%	60.90%	17.18%	100.00%
DEVELOPING COUNTRIES/ ECONOMIES IN TRANSITION		5,751.85	398,639.62	266.94	382,152.51	119,607.93	
Percentage		60.27%	80.33%	6.32%	39.10%	82.82%	
ARAB COUNTRIES		381.17	9,029.53	0.06	158,851.05	100,804.21	
Percentage		3.99%	1.82%	0.00%	16.25%	69.80%	
AFRICAN COUNTRIES		3,145.22	16,439.06	141.18	104,626.45		
Percentage		32.96%	3.31%	3.34%	10.70%		
ASIAN COUNTRIES		1,972.57	65,646.92		57,269.51	1,917.46	
Percentage		20.67%	13.23%		5.86%	1.33%	
EUROPE & CIS		66.45	1,433.39	113.44	8,664.87	16,886.26	
Percentage		0.70%	0.29%	2.68%	0.89%	11.69%	
LATIN AMERICA & THE CARIB.		186.44	306,090.72	12.26	52,740.63		
Percentage		1.95%	61.68%	0.29%	5.40%		
OTHERS							
Percentage							

* Procurement from the Palestine Authority Autonomous Area (West Bank and Gaza Strip).

Total Procurement of Goods by Agency and Supplier Country: 2010

Procurement of Goods							(USD Thousand)	
Supplier Country	Agencies						Total All	%
	UNV	UPU	WFP	WHO	WMO	WTO		
AFGHANISTAN			14,716.94	383.99			65,045.39	0.92%
ALBANIA				566.20			1,733.56	0.02%
ALGERIA			3,941.68	5.92			4,820.85	0.07%
ANDORRA							56.28	0.00%
ANGOLA				20.95			3,000.74	0.04%
ANTIGUA & BARBUDA			33.31				42.10	0.00%
ARGENTINA			3,572.63		26.98		248,051.95	3.51%
ARMENIA			214.73	52.20			2,163.69	0.03%
AUSTRALIA			3,563.24	401.13			50,706.15	0.72%
AUSTRIA			102.76	37.96			40,457.54	0.57%
AZERBAIJAN				2.30			3,338.15	0.05%
BAHAMAS							6.52	0.00%
BAHRAIN							484.39	0.01%
BANGLADESH			8,332.35	325.13			30,610.38	0.43%
BARBADOS							1,309.67	0.02%
BELARUS			3.20	6.90			4,228.77	0.06%
BELGIUM			51,481.49	740.94	2.98		287,523.18	4.06%
BELIZE							694.96	0.01%
BENIN			11,302.54				18,069.77	0.26%
BHUTAN		35.43		26.23			1,370.33	0.02%
BOLIVIA			7,552.27				13,324.32	0.19%
BOSNIA AND HERZEGOVINA							2,854.66	0.04%
BOTSWANA							1,040.76	0.01%
BRAZIL			1,627.07	42.50			97,135.87	1.37%
BRUNEI DARUSSALAM								
BULGARIA							1,662.66	0.02%
BURKINA FASO			9,265.35	198.08			14,092.66	0.20%
BURUNDI			164.04	36.16			10,540.42	0.15%
CAMBODIA			5,460.31	296.04			11,833.89	0.17%
CAMEROON			4,970.47	129.62			9,148.12	0.13%
CANADA			22,079.38	11.35	2.37		48,717.01	0.69%
CAPE VERDE							1,729.76	0.02%
CENTRAL AFRICAN REPUBLIC			2,079.96	47.61			7,875.65	0.11%
CHAD			2,271.28	125.79			15,263.87	0.22%
CHILE							10,045.65	0.14%
CHINA			11,973.30	3,810.77			101,906.05	1.44%
COLOMBIA			6,033.99				18,920.65	0.27%
COMOROS							1,655.33	0.02%
CONGO			558.13				3,274.21	0.05%
CONGO, DEM. REP.			8,592.28	147.12			61,998.76	0.88%
COSTA RICA			6.73		4.08		3,760.45	0.05%
COTE D'IVOIRE			531.00	32.77			22,190.40	0.31%
CROATIA							724.43	0.01%
CUBA			422.73				7,176.75	0.10%
CYPRUS				241.02			18,690.84	0.26%
CZECH REPUBLIC			2.03				8,051.26	0.11%
DENMARK		42.80	9,251.30	3,578.06	60.55		348,053.28	4.92%
DJIBOUTI			282.95	100.74			2,667.68	0.04%
DOMINICA							47.19	0.00%
DOMINICAN REPUBLIC		65.12	3,310.18				28,784.79	0.41%
DPR KOREA			107.31	2,786.92			4,802.46	0.07%
ECUADOR			1,530.21				6,856.74	0.10%
EGYPT			5,403.13	1,508.26			14,430.26	0.20%
EL SALVADOR			6,478.90				12,327.39	0.17%
EQUATORIAL GUINEA							164.34	0.00%
ERITREA			0.67				1,646.52	0.02%
ESTONIA			3,132.56				3,133.44	0.04%
ETHIOPIA			93,119.49	36.96			115,919.18	1.64%
FIJI				115.50			1,410.19	0.02%
FINLAND			297.90	441.24	29.66		16,818.11	0.24%
FRANCE	57.11		59,544.14	5,613.39	1,001.49		373,044.96	5.27%
GABON							1,988.82	0.03%
GAMBIA			269.31				1,108.45	0.02%
GEORGIA			174.50	1.24			2,345.45	0.03%
GERMANY	461.95	17.00	4,365.29	5,607.11	893.52		144,109.51	2.04%
GHANA			5,663.64				12,605.88	0.18%
GREECE							134.25	0.00%
GRENADA							71.96	0.00%
GUATEMALA			11,416.35				25,384.92	0.36%
GUINEA			327.51				5,139.86	0.07%
GUINEA-BISSAU			283.15		8.73		2,543.21	0.04%
GUYANA							1,039.73	0.01%
HAITI		139.21	5,656.39				35,756.63	0.51%
HONDURAS			15,912.13				22,928.66	0.32%
HUNGARY							5,858.92	0.08%
ICELAND								
INDIA			30,455.56	6,788.05	4.28		512,148.47	7.24%
INDONESIA		103.75	60,405.73	865.13			86,985.87	1.23%
IRAN (ISLAMIC REPUBLIC OF)			1,202.48	17.62			4,874.83	0.07%
IRAQ			500.00	517.03			14,722.55	0.21%

Total Procurement of Goods by Agency and Supplier Country: 2010

Procurement of Goods							(USD Thousand)	
Supplier Country	Agencies						Total All	%
	UNV	UPU	WFP	WHO	WMO	WTO		
IRELAND			6,058.96	249.35		2.74	11,617.50	0.16%
ISRAEL			544.43	370.22			34,698.13	0.49%
ITALY			43,688.38	443.64			238,134.66	3.37%
JAMAICA							1,240.19	0.02%
JAPAN			9,088.27	5,401.31		6.53	136,185.44	1.92%
JORDAN			113.19	1,573.65			30,255.10	0.43%
KAZAKHSTAN			14,210.52	6.45			15,743.48	0.22%
KENYA			25,689.26	523.77		5.54	72,877.29	1.03%
KIRIBATI							45.27	0.00%
KUWAIT							17,257.65	0.24%
KYRGYZSTAN			3,913.64	32.35			9,498.13	0.13%
LAO P.D.R.		51.50	3,208.88	281.14			6,912.32	0.10%
LATVIA			781.90				1,176.69	0.02%
LEBANON			29.77	57.54			38,425.24	0.54%
LESOTHO		1.15	2,787.72				3,987.65	0.06%
LIBERIA			916.23	48.63			33,426.93	0.47%
LIBYAN ARAB JAMAHIRIYA			36.75				327.98	0.00%
LIECHTENSTEIN								
LITHUANIA				1.47			73.57	0.00%
LUXEMBOURG				346.75			5,985.93	0.08%
MACEDONIA (TFYR)				5.42			500.01	0.01%
MADAGASCAR			1,682.69			22.77	7,360.57	0.10%
MALAWI			16,253.97	46.73			23,844.10	0.34%
MALAYSIA			24,889.84	124.59			27,668.68	0.39%
MALDIVES				17.24			404.04	0.01%
MALI			7,076.06				11,978.88	0.17%
MALTA			64.78	255.87			2,913.17	0.04%
MARSHALL ISLANDS							29.13	0.00%
MAURITANIA			716.49				2,810.88	0.04%
MAURITIUS							3,408.08	0.05%
MEXICO			5,066.23				11,082.88	0.16%
MICRONESIA (FED. STATES OF)							98.97	0.00%
MOLDOVA (REPUBLIC OF)				4.01			3,264.31	0.05%
MONACO							18.57	0.00%
MONGOLIA				288.22			2,884.23	0.04%
MONTENEGRO							178.82	0.00%
MOROCCO			1,822.07	34.42			9,034.65	0.13%
MOZAMBIQUE			7,877.31				15,106.72	0.21%
MYANMAR		34.38	12,474.32	1,007.46			20,789.68	0.29%
NAM BIA			671.57				1,839.70	0.03%
NAURU							36.76	0.00%
NEPAL			5,844.39	261.89			12,463.95	0.18%
NETHERLANDS			9,859.26	10,238.58		3.91	133,994.56	1.89%
NEW ZEALAND			338.51	107.80			2,192.41	0.03%
NICARAGUA			4,876.37				12,001.19	0.17%
NIGER			6,297.04				23,094.14	0.33%
NIGERIA			6,020.00	121.47			9,408.14	0.13%
NORWAY			11,285.48	368.85			19,462.71	0.28%
OMAN			6,753.09	259.14			8,033.30	0.11%
PALAU							10.50	0.00%
PAKISTAN		100.00	221,898.81	6,815.36			369,680.18	5.22%
PANAMA			1,950.95	45.50			60,570.19	0.86%
PAPUA NEW GU NEA				236.90			1,677.16	0.02%
PARAGUAY						29.29	4,127.82	0.06%
PERU			238.59				135,880.13	1.92%
PHILIPPINES			5,302.83	2,052.93			15,092.58	0.21%
POLAND							436.90	0.01%
PORTUGAL				2.87			1,252.26	0.02%
QATAR							27.90	0.00%
REPUBLIC OF KOREA			107.31	2,641.91			70,908.97	1.00%
ROMANIA							1,297.70	0.02%
RUSSIAN FEDERATION			56,380.60	509.22		28.47	66,009.42	0.93%
RWANDA			4,605.24				9,056.56	0.13%
SAMOA				10.60			588.85	0.01%
SAN MARINO			0.20				31.34	0.00%
SAO TOME & PRINC PE							168.90	0.00%
SAUDI ARABIA			619.30	4.80			1,302.66	0.02%
SENEGAL			1,108.38	11.60			7,269.43	0.10%
SERBIA				39.72		2.40	3,073.77	0.04%
SEYCHELLES							182.25	0.00%
SIERRA LEONE		5.00	1,226.67				11,422.84	0.16%
SINGAPORE			1,809.24	3,094.59			5,975.48	0.08%
SLOVAKIA				0.48			359.18	0.01%
SLOVENIA							76.30	0.00%
SOLOMON ISLANDS				10.96			751.40	0.01%
SOMALIA			2,153.42				6,234.25	0.09%
SOUTH AFRICA			66,932.95	213.01		6.18	111,249.70	1.57%
SPAIN			1,062.70	56.51			16,218.44	0.23%
SRI LANKA			7,005.59	568.60			34,577.44	0.49%
ST KITTS & NEVIS							0.44	0.00%

Total Procurement of Goods by Agency and Supplier Country: 2010

Procurement of Goods							(USD Thousand)	
Supplier Country	Agencies						Total All	%
	UNV	UPU	WFP	WHO	WMO	WTO		
ST. LUCIA							21 33	0.00%
ST. VINCENT & THE GRENAD NES							13 98	0.00%
SUDAN			32,687.72	1,303 88			136,657 90	1.93%
SURINAME							381.70	0.01%
SWAZ LAND			83.12				2,591 56	0.04%
SWEDEN			84.68	235.44			11,754 22	0.17%
SWITZERLAND		2.11	82.82	18,542.71	689.00		499,702 09	7.06%
SYRIAN ARAB REPUBLIC			1,477.95	29 25			18,517 94	0.26%
TAJ KISTAN			284.43	186 62			5,158 25	0.07%
THAILAND			6,933.62	997 38			20,288 35	0.29%
T MOR-LESTE			1,704.11				4,604 08	0.07%
TOGO			1,885.74				5,043.77	0.07%
TONGA				6.79			30 68	0.00%
TRINIDAD & TOBAGO				10 62			2,228 05	0.03%
TUNISIA				4 89			227.13	0.00%
TURKEY			40,492.31	9.43			59,661 28	0.84%
TURKMENISTAN				0 96			609 08	0.01%
TUVALU							40 29	0.00%
UNITED ARAB EMIRATES			13,635.30	2,581 07			114,176 59	1.61%
UGANDA			37 837.25				74 338 62	1.05%
UKRAINE			63,648.77	37.76			68,996 54	0.98%
UNITED KINGDOM	1.97		13,355.21	3,027 68	27.27		348,606 66	4.93%
UNITED REP. OF TANZANIA			12,527.84	3 64			28,279.43	0.40%
URUGUAY			842.04				4,807.16	0.07%
USA	5.18	149.20	24,568.17	7,125 36	2,806.34		409,114 22	5.78%
UZBEKISTAN				10 84			1,678 03	0.02%
VANUATU				0 86			33 06	0.00%
VENEZUELA							2,213 92	0.03%
VIET NAM			20,807.64	819 57			24,078.40	0.34%
YEMEN			12,831.34	122 38			20,840 83	0.29%
ZAMBIA			6,790.20		31.00		12,155 27	0.17%
Z MBABWE			2,033.52				32,324 83	0.46%
SUB-TOTAL	526.22	746.63	1,407,879.85	109,516.57	5,696.08	27.41	6,935,641.84	98.02%
UNSPEC F ED COUNTR ES							22,891 97	0.32%
GLOBAL PROJECTS								
INTERREGIONAL PROJECTS								
ARAB COUNTR ES*		83.43	43,873.76	1,385 25			113,272 57	0.02
AFRICAN COUNTR ES							30 35	0.00
ASIAN COUNTRIES				5.40			33 93	0.00
EUROPEAN COUNTRIES							920.42	0.00
LATIN AMERICA & THE CARIBBEAN							2,701.76	0.00
GRAND-TOTAL	526.22	830.06	1,451,753.62	110,907.23	5,696.08	27.41	7,075,492.86	100.00%
INDUSTRIALIZED COUNTRIES	526.22	211.11	327,083.16	63,457.45	5,554.83	27.41	3,244,598 80	45.86%
Percentage	100 00%	25.43%	22 53%	57.22%	97 52%	100.00%	45.86%	
DEVELOPING COUNTRIES/ ECONOMIES IN TRANSITION		618.95	1,124,670.45	47,449.78	141.25		3,808,002 08	53.82%
Percentage		74.57%	77.47%	42.78%	2.48%		53.82%	
ARAB COUNTRIES		83.43	127,363.87	9,505 85			556,592 26	7.87%
Percentage		10.05%	8.77%	8.57%				
AFRICAN COUNTRIES		6.15	350,418.08	1,743 90	74.22		814,253 34	11.51%
Percentage		0.74%	24.14%	1.57%	1 30%			
ASIAN COUNTRIES		325.06	443,438.06	34,640.16	4.28		1,435,817.40	20.29%
Percentage		39.16%	30 54%	31.23%	0 08%			
EUROPE & CIS			126,923.37	1,461 25	2.40		230,401.45	3.26%
Percentage			8.74%	1.32%	0 04%			
LATIN AMERICA & THE CARIB.		204.32	76,527.06	98 62	60.35		770,937 62	10.90%
Percentage		24.61%	5 27%	0.09%	1 06%			
OTHERS							22,891 97	0.32%
Percentage								

* Procurement from the Palestine Authority Autonomous Area (West Bank and Gaza Strip).

Procurement of Services/Works by Country of Contractor/Supplier: 2010

Country of Contractor/Supplier	Source of funding		Total	(USD Thousand) %
	UNDP	Agency Progr.		
AFGHANISTAN	463,736.90	140,425.77	604,162.67	8.09%
ALBANIA	3,743.62	2,128.38	5,872.00	0.08%
ALGERIA	1,828.77	4,082.58	5,911.35	0.08%
ANDORRA	0.05	7.42	7.47	0.00%
ANGOLA	4,018.32	6,202.88	10,221.20	0.14%
ANTIGUA & BARBUDA	294.00	157.57	451.57	0.01%
ARGENTINA	87,161.28	9,275.27	96,436.55	1.29%
ARMENIA	3,368.82	907.09	4,275.91	0.06%
AUSTRALIA	7,812.16	14,761.65	22,573.80	0.30%
AUSTRIA	3,409.88	33,984.37	37,394.25	0.50%
AZERBAIJAN	4,968.31	679.58	5,647.89	0.08%
BAHAMAS	76.23	383.61	459.84	0.01%
BAHRAIN	631.36	368.63	999.99	0.01%
BANGLADESH	41,098.55	5,396.64	46,495.19	0.62%
BARBADOS	668.47	277.29	945.76	0.01%
BELARUS	6,490.46	598.06	7,088.52	0.09%
BELGIUM	13,842.87	23,495.59	37,338.45	0.50%
BELIZE	1,158.09	472.59	1,630.68	0.02%
BENIN	16,712.86	4,332.30	21,045.16	0.28%
BHUTAN	1,504.48	373.13	1,877.61	0.03%
BOLIVIA	6,753.30	2,277.51	9,030.81	0.12%
BOSNIA AND HERZEGOVINA	11,599.85	2,173.10	13,772.95	0.18%
BOTSWANA	3,647.79	1,980.11	5,627.90	0.08%
BRAZIL	76,203.40	53,904.08	130,107.47	1.74%
BRUNEI DARUSSALAM				
BULGARIA	3,110.00	14,614.17	17,724.17	0.24%
BURKINA FASO	10,158.66	4,928.28	15,086.94	0.20%
BURUNDI	20,895.28	10,078.69	30,973.97	0.41%
CAMBODIA	14,097.42	4,499.30	18,596.72	0.25%
CAMEROON	2,402.44	30,535.95	32,938.39	0.44%
CANADA	19,669.08	89,652.50	109,321.58	1.46%
CAPE VERDE	3,689.05	472.94	4,161.99	0.06%
CENTRAL AFRICAN REPUBLIC	5,264.79	6,606.66	11,871.45	0.16%
CHAD	4,767.58	58,426.81	63,194.39	0.85%
CHINA	8,318.90	5,726.74	14,045.64	0.19%
CHINA	22,587.98	25,027.43	47,615.41	0.64%
COLOMBIA	40,293.61	15,402.60	55,696.21	0.75%
COMOROS	1,117.69	725.13	1,842.82	0.02%
CONGO	6,825.26	4,700.43	11,525.69	0.15%
CONGO, DEM. REP.	20,161.59	75,599.92	95,761.51	1.28%
COSTA RICA	3,773.36	3,188.95	6,962.31	0.09%
COTE D'IVOIRE	16,598.26	33,412.33	50,010.59	0.67%
CROATIA	5,345.09	361.16	5,706.25	0.08%
CUBA	1,713.62	1,100.35	2,813.97	0.04%
CYPRUS	11,659.87	9,073.55	20,733.42	0.28%
CZECH REPUBLIC	786.55	3,478.09	4,264.64	0.06%
DENMARK	37,439.24	84,403.27	121,842.51	1.63%
DJIBOUTI	1,350.46	7,082.77	8,433.23	0.11%
DOMINICA	135.71	29.79	165.50	0.00%
DOMINICAN REPUBLIC	5,722.14	4,954.86	10,677.00	0.14%
DPR KOREA	225.52	2,279.32	2,504.84	0.03%
ECUADOR	7,648.76	3,911.29	11,560.05	0.15%
EGYPT	63,817.88	12,134.60	75,952.48	1.02%
EL SALVADOR	8,503.02	3,537.29	12,040.31	0.16%
EQUATORIAL GUINEA	493.11	629.38	1,122.49	0.02%
ERITREA	9,699.78	491.89	10,191.67	0.14%
ESTONIA	573.46	722.39	1,295.85	0.02%
ETHIOPIA	4,424.56	138,326.26	142,750.82	1.91%
FIJI	2,507.59	1,953.00	4,460.59	0.06%
FINLAND	941.96	1,518.88	2,460.84	0.03%
FRANCE	10,625.96	60,099.84	70,725.80	0.95%
GABON	1,172.90	886.86	2,059.76	0.03%
GAMBIA	1,712.20	1,490.35	3,202.55	0.04%
GEORGIA	5,393.38	54,488.69	59,882.07	0.80%
GERMANY	21,872.35	36,262.19	58,134.54	0.78%
GHANA	7,022.40	5,893.72	12,916.12	0.17%
GREECE	770.98	5,126.16	5,897.14	0.08%
GRENADA		128.63	128.63	0.00%
GUATEMALA	27,728.88	15,859.97	43,588.85	0.58%
GUINEA	7,069.38	4,534.31	11,603.69	0.16%
GUINEA-BISSAU	3,659.90	3,122.42	6,782.32	0.09%
GUYANA	968.00	283.42	1,251.42	0.02%
HAITI	37,590.09	51,001.16	88,591.25	1.19%
HONDURAS	18,694.84	5,664.03	24,358.87	0.33%
HUNGARY	1,139.93	1,572.88	2,712.81	0.04%
ICELAND	631.51	11,241.88	11,873.39	0.16%
INDIA	27,188.69	28,271.09	55,459.78	0.74%
INDONESIA	22,376.84	9,747.72	32,124.56	0.43%
IRAN (ISLAMIC REPUBLIC OF)	7,484.50	5,645.94	13,130.44	0.18%
IRAQ	12,433.94	14,631.88	27,065.82	0.36%
IRELAND	1,226.51	3,552.48	4,778.99	0.06%
ISRAEL	4,382.52	11,010.27	15,392.79	0.21%
ITALY	10,575.98	128,188.23	138,764.21	1.86%
JAMAICA	1,520.67	1,878.79	3,399.46	0.05%
JAPAN	7,968.51	11,044.02	19,012.53	0.25%

Procurement of Services/Works by Country of Contractor/Supplier: 2010

Country of Contractor/Supplier	Source of funding		Total	(USD Thousand) %
	UNDP	Agency Progr.		
JORDAN	17,888.24	105,471.84	123,360.08	1.65%
KAZAKHSTAN	4,545.21	1,617.56	6,162.77	0.08%
KENYA	33,364.67	192,660.22	226,024.89	3.03%
KIRIBATI	253.21	20.62	273.83	0.00%
KUWAIT	669.03	4,762.56	5,431.59	0.07%
KYRGYZSTAN	7,401.39	2,160.07	9,561.46	0.13%
LAO P.D.R.	5,102.83	3,215.57	8,318.40	0.11%
LATVIA	877.11	297.11	1,174.22	0.02%
LEBANON	14,019.48	46,213.57	60,233.05	0.81%
LESOTHO	2,050.99	2,832.93	4,883.92	0.07%
LIBERIA	20,003.95	14,315.36	34,319.31	0.46%
LIBYAN ARAB JAMAHIRIYA	658.84	11,677.18	12,336.02	0.17%
LIECHTENSTEIN				
LITHUANIA	2,028.46	35.04	2,063.50	0.03%
LUXEMBOURG	141.80	1,184.95	1,326.75	0.02%
MACEDONIA (TFYR)	7,499.69	1,283.12	8,782.81	0.12%
MADAGASCAR	2,263.36	5,565.95	7,829.31	0.10%
MALAWI	9,275.31	5,969.97	15,245.28	0.20%
MALAYSIA	2,660.03	5,832.86	8,492.89	0.11%
MALDIVES	1,039.90	228.80	1,268.70	0.02%
MALI	10,034.70	8,223.68	18,258.38	0.24%
MALTA	238.25	427.47	665.72	0.01%
MARSHALL ISLANDS	83.98	16.52	100.50	0.00%
MAURITANIA	5,460.66	6,325.25	11,785.91	0.16%
MAURITIUS	866.03	8,115.03	8,981.06	0.12%
MEXICO	18,507.33	12,357.48	30,864.81	0.41%
MICRONESIA (FED. STATES OF)	88.51	280.44	368.95	0.00%
MOLDOVA (REPUBLIC OF)	4,306.72	1,011.32	5,318.04	0.07%
MONACO	15.08	1,671.53	1,686.61	0.02%
MONGOLIA	2,364.23	2,347.13	4,711.36	0.06%
MONTENEGRO		494.64	494.64	0.01%
MOROCCO	7,819.36	4,209.66	12,029.02	0.16%
MOZAMBIQUE	9,266.51	11,883.49	21,150.00	0.28%
MYANMAR	4,603.26	8,310.70	12,913.96	0.17%
NAMIBIA	5,499.90	2,585.33	8,085.23	0.11%
NAURU	112.98	24.46	137.44	0.00%
NEPAL	17,839.34	14,593.57	32,432.91	0.43%
NETHERLANDS	5,104.00	16,552.53	21,656.53	0.29%
NEW ZEALAND	1,506.81	828.83	2,335.64	0.03%
NICARAGUA	13,528.66	4,614.85	18,143.51	0.24%
NIGER	6,208.54	39,563.79	45,772.33	0.61%
NIGERIA	27,501.49	6,117.13	33,618.62	0.45%
NORWAY	2,553.18	2,551.76	5,104.94	0.07%
OMAN		3,843.73	3,843.73	0.05%
PALAU	62.14	62.67	124.81	0.00%
PAKISTAN	28,271.06	70,546.45	98,817.51	1.32%
PANAMA	40,572.77	79,426.70	79,999.47	1.07%
PAPUA NEW GUINEA	3,668.49	1,373.35	5,041.84	0.07%
PARAGUAY	10,095.76	917.75	11,013.51	0.15%
PERU	30,268.29	100,688.53	130,956.82	1.75%
PHILIPPINES	8,778.49	7,665.96	16,444.45	0.22%
POLAND	1,383.63	240.92	1,624.55	0.02%
PORTUGAL	2,888.49	1,100.96	3,989.45	0.05%
QATAR		310.24	310.24	0.00%
REPUBLIC OF KOREA	158.06	2,817.41	2,975.47	0.04%
ROMANIA	595.95	979.66	1,575.61	0.02%
RUSSIAN FEDERATION	8,612.84	477,462.16	486,075.00	6.51%
RWANDA	7,580.52	6,229.23	13,809.74	0.18%
SAMOA	1,573.93	253.15	1,827.08	0.02%
SAN MARINO		591.51	591.51	0.01%
SAO TOME & PRINCIPE	421.20	70.12	491.32	0.01%
SAUDI ARABIA	9,173.99	51.03	9,225.02	0.12%
SENEGAL	9,779.77	11,323.94	21,103.71	0.28%
SERBIA	10,259.97	7,446.02	17,706.00	0.24%
SEYCHELLES	496.38	267.86	764.24	0.01%
SIERRA LEONE	10,378.51	6,172.58	16,551.09	0.22%
SINGAPORE		8,451.79	8,451.79	0.11%
SLOVAKIA	1,876.10	337.35	2,213.45	0.03%
SLOVENIA	664.90	264.79	929.69	0.01%
SOLOMON ISLANDS	1,911.05	178.56	2,089.61	0.03%
SOMALIA	19,679.10	21,323.19	41,002.29	0.55%
SOUTH AFRICA	14,217.03	84,662.89	98,879.92	1.32%
SPAIN	6,556.02	33,676.81	40,232.83	0.54%
SRI LANKA	12,670.56	20,338.34	33,008.90	0.44%
ST. KITTS & NEVIS	89.73	148.42	238.15	0.00%
ST. LUCIA	228.08	213.32	441.40	0.01%
ST. VINCENT & THE GRENADINES	203.02	33.49	236.51	0.00%
SUDAN	51,783.43	413,266.69	465,050.12	6.23%
SURINAME	874.81	166.66	1,041.47	0.01%
SWAZILAND	1,572.18	1,765.17	3,337.35	0.04%
SWEDEN	2,869.40	3,848.36	6,717.76	0.09%
SWITZERLAND	13,381.30	328,270.68	341,651.98	4.57%
SYRIAN ARAB REPUBLIC	3,711.62	27,268.93	30,980.55	0.41%
TAJIKISTAN	11,195.32	2,240.29	13,435.61	0.18%
THAILAND	4,301.53	14,704.36	19,005.89	0.25%

Procurement of Services/Works by Country of Contractor/Supplier: 2010

Country of Contractor/Supplier	Source of funding		Total	(USD Thousand) %
	UNDP	Agency Progr.		
TIMOR-LESTE		5,230.67	5,230.67	0.07%
TOGO	13,063.74	3,328.16	16,391.90	0.22%
TONGA	96.05	42.66	138.71	0.00%
TRINIDAD & TOBAGO	1,397.49	982.56	2,380.04	0.03%
TUNISIA	1 690.62	3 867.46	5 558.08	0.07%
TURKEY	13,858.47	12,662.74	26,521.20	0.36%
TURKMENISTAN	1,575.42	533.80	2,109.22	0.03%
TUVALU	508.25	4.20	512.45	0.01%
UNITED ARAB EMIRATES	4,535.12	45,819.94	50,355.06	0.67%
UGANDA	6 105.26	47 182.06	53 287.32	0.71%
UKRAINE	15,297.38	114,968.16	130,265.54	1.74%
UNITED KINGDOM	27,283.27	114,103.93	141,387.20	1.89%
UNITED REP. OF TANZANIA	15,888.33	13,689.63	29,577.96	0.40%
URUGUAY	17,528.58	1,778.24	19,306.82	0.26%
USA	116,947.65	992,958.11	1,109,905.76	14.86%
UZBEKISTAN	3,741.67	833.26	4,574.93	0.06%
VANUATU	67.97	61.91	129.88	0.00%
VENEZUELA	4,938.93	1,560.44	6,499.37	0.09%
VIET NAM	6,828.20	5,876.38	12,704.58	0.17%
YEMEN	3 998.74	9 841.84	13 840.58	0.19%
ZAMBIA	4,809.60	5,812.34	10,621.94	0.14%
ZIMBABWE	17,688.44	21,616.35	39,304.79	0.53%
SUB-TOTAL	2,254,567.55	5,102,067.84	7,356,635.40	98.50%
UNSPECIFIED COUNTRIES	39,227.68	17,473.92	56,701.60	0.76%
GLOBAL PROJECTS				
NTERREGIONAL PROJECTS				
ARAB COUNTR ES		49,380.06	49,380.06	0.66%
AFRICAN COUNTRIES		75.59	75.59	0.00%
ASIAN COUNTRIES	256.01	20.29	276.30	0.00%
EUROPEAN COUNTRIES		529.18	529.18	0.01%
LATIN AMERICA AND THE CARIBBEAN	210.74	4,893.43	5,104.17	0.07%
GRAND-TOTAL	2,294,261.98	5,174,440.31	7,468,702.30	100.00%
INDUSTRIALIZED COUNTRIES	329,029.39	2,489,150.85	2,818,180.24	
Percentage	14.34%	48.10%	37.73%	
DEVELOPING COUNTRIES/ ECONOMIES IN TRANSITION	1,926,004.91	2,667,815.54	4,593,820.45	
Percentage	83.95%	51.56%	61.51%	
ARAB STATES	223,174.48	791,254.33	1,014,428.81	
Percentage	9.73%	15.29%	13.58%	
AFRICA	385,310.86	899,731.68	1,285,042.55	
Percentage	16.79%	17.39%	17.21%	
ASIA & PACIFIC	698,624.03	390,472.25	1,089,096.28	
Percentage	30.45%	7.55%	14.58%	
EUROPE & CIS	145,524.98	239,159.63	384,684.61	
Percentage	6.34%	4.62%	5.15%	
LATIN AMERICA & THE CARIBBEAN	473,370.55	347,197.65	820,568.21	
Percentage	20.63%	6.71%	10.99%	
OTHERS	39,227.68	17,473.92	56,701.60	
Percentage	1.71%	0.34%	0.76%	

Total Procurement of Services and Works by Agency and Supplier Country: 2010

Procurement of Services & Works Supplier Country	Agency						(USD Thousand)
	ESCAP	ESCWA	ECA	ECLAC	FAO	IAEA	
AFGHANISTAN					4,976.66		
ALBANIA							
ALGERIA						10.00	
ANDORRA							
ANGOLA						2.00	
ANTIGUA & BARBUDA							
ARGENTINA				136.48		163.08	
ARMENIA							
AUSTRALIA					223.69	409.18	
AUSTRIA					29.36	26,410.64	
AZERBAIJAN							
BAHAMAS							
BAHRAIN							
BANGLADESH	60.13						
BARBADOS							
BELARUS							
BELGIUM			9.99		1,852.88	954.39	
BELIZE							
BENIN						2.17	
BHUTAN							
BOLIVIA						5.70	
BOSNIA AND HERZEGOVINA							
BOTSWANA							
BRAZIL				208.27		163.80	
BRUNEI DARUSSALAM							
BULGARIA						424.57	
BURKINA FASO						7.46	
BURUNDI							
CAMBODIA	14.02						
CAMEROON						4.00	
CANADA				10.73	210.00	198.63	
CAPE VERDE							
CENTRAL AFRICAN REPUBLIC						27.22	
CHAD						5.00	
CHILE				3,746.70		2.85	
CHINA	29.09				185.39	26.35	
COLOMBIA				68.33		2.00	
COMOROS							
CONGO						8.92	
CONGO, DEM. REP.							
COSTA RICA				13.44		0.04	
COTE D'IVOIRE						21.50	
CROATIA						34.65	
CUBA				0.79			
CYPRUS		0.40					
CZECH REPUBLIC					11.00	3,011.04	
DENMARK	10.85		114.32	4.21	1,051.95	80.79	
DJIBOUTI							
DOMINICA							
DOMINICAN REPUBLIC						0.25	
DPR KOREA							
ECUADOR							
EGYPT					265.00	40.58	
EL SALVADOR				2.32		27.83	
EQUATORIAL GUINEA							
ERITREA						2.00	
ESTONIA							
ETHIOPIA			4,563.81			0.64	
FIJI							
FINLAND				8.11			
FRANCE			12.42		2,401.71	395.20	
GABON						2.00	
GAMBIA							
GEORGIA					109.59	112.20	
GERMANY		0.43	23.46		156.64	2,133.05	
GHANA						23.38	
GREECE						7.67	
GRENADA							
GUATEMALA				28.34			
GUINEA							
GUINEA-BISSAU							
GUYANA				2.53			
HAITI					1,440.87		
HONDURAS						0.46	
HUNGARY					41.47	51.63	
ICELAND							
INDIA	61.75				361.01	2,161.94	
INDONESIA	96.81						
IRAN (ISLAMIC REPUBLIC OF)							
IRAQ					1,123.38		

Total Procurement of Services and Works by Agency and Supplier Country: 2010

Supplier Country	Procurement of Services & Works (USD Thousand)					
	ESCAP	ESCWA	ECA	ECLAC	FAO	IAEA
IRELAND		54.81			30.75	20.17
ISRAEL						26.65
ITALY			7.60		22,675.42	119.44
JAMAICA						23.22
JAPAN						271.72
JORDAN						
KAZAKHSTAN	99.51					
KENYA			15.95			26.27
KIRIBATI						
KUWAIT						
KYRGYZSTAN						
LAO P.D.R.	1.73					
LATVIA						14.49
LEBANON		1,252.94				29.25
LESOTHO						
LIBERIA						
LIBYAN ARAB JAMAHIRIYA						3.00
LIECHTENSTEIN						
LITHUANIA						2.37
LUXEMBOURG						
MACEDONIA (TFYR)						
MADAGASCAR						10.00
MALAWI						2.00
MALAYSIA	24.48					
MALDIVES						
MALI						8.96
MALTA						
MARSHALL ISLANDS						
MAURITANIA					157.90	2.00
MAURITIUS						4.48
MEXICO				1,072.03		24.96
MICRONESIA (FED. STATES OF)						
MOLDOVA (REPUBLIC OF)						2.50
MONACO						237.52
MONGOLIA						0.36
MONTENEGRO						12.23
MOROCCO						
MOZAMBIQUE						13.20
MYANMAR	4.00					0.31
NAMIBIA						
NAURU						
NEPAL						
NETHERLANDS	75.81		5.77		49.10	68.61
NEW ZEALAND						8.01
NICARAGUA						2.11
NIGER						39.38
NIGERIA						37.97
NORWAY						
OMAN						
PALAU						
PAKISTAN	10.21					29.11
PANAMA						
PAPUA NEW GUINEA						
PARAGUAY						1.55
PERU				11.72		
PHILIPPINES						
POLAND						35.28
PORTUGAL					7.78	
QATAR						
REPUBLIC OF KOREA	212.61					117.95
ROMANIA						30.85
RUSSIAN FEDERATION	0.92					30,089.02
RWANDA			23.48			
SAMOA						
SAN MARINO					591.51	
SAO TOME & PRINCIPE						
SAUDI ARABIA						
SENEGAL						62.01
SERBIA						3,185.76
SEYCHELLES						
SIERRA LEONE						2.00
SINGAPORE	6.04					
SLOVAKIA						5.13
SLOVENIA						110.26
SOLOMON ISLANDS						
SOMALIA						
SOUTH AFRICA			27.37			54.67
SPAIN				110.87		79.64
SRI LANKA	8.41					
ST KITTS & NEVIS						

Total Procurement of Services and Works by Agency and Supplier Country: 2010

Procurement of Services & Works		Agency					(USD Thousand)
Supplier Country	ESCAP	ESCWA	ECA	ECLAC	FAO	IAEA	
ST. LUCIA							
ST. VINCENT & THE GRENADINES							
SUDAN					52.30	0.74	
SURINAME							
SWAZILAND							
SWEDEN						6.47	
SWITZERLAND	27.00	2.76		14.99	316.85	1,146.60	
SYRIAN ARAB REPUBLIC						0.10	
TAJIKISTAN						16.00	
THAILAND	4,196.42						
T MOR-LESTE							
TOGO							
TONGA							
TRINIDAD & TOBAGO				481.69			
TUNISIA						38.68	
TURKEY						75.39	
TURKMENISTAN							
TUVALU							
UNITED ARAB EMIRATES		0.64			628.57		
UGANDA						1.63	
UKRAINE						87.53	
UNITED KINGDOM	9.95		35.20	12.75	4,411.04	1,794.28	
UNITED REP. OF TANZANIA						5.00	
URUGUAY				25.44			
USA	114.16	132.40	61.96	334.89	2,267.87	4,205.16	
UZBEKISTAN							
VANUATU							
VENEZUELA							
VIET NAM							
YEMEN							
ZAMBIA						4.42	
ZIMBABWE						2.00	
SUB-TOTAL	5,063.90	1,444.38	4,901.33	6,294.62	45,629.69	79,133.19	
UNSPECIFIED COUNTRIES							
GLOBAL PROJECTS							
INTERREGIONAL PROJECTS							
ARAB COUNTRIES *							
AFRICAN COUNTRIES							
ASIAN COUNTRIES							
EUROPEAN COUNTRIES							
LATIN AMERICA AND THE CARIBBEAN							
GRAND-TOTAL	5,063.90	1,444.38	4,901.33	6,294.62	45,629.69	79,133.19	
INDUSTRIALIZED COUNTRIES:	238.69	190.40	270.71	496.54	36,276.56	68,662.82	
Percentage	4.71%	13.18%	5.52%	7.89%	79.50%	86.77%	
DEVELOPING COUNTRIES/ ECONOMIES IN TRANSITION:	4,825.21	1,253.99	4,630.61	5,798.08	9,353.13	10,470.37	
Percentage	95.29%	86.82%	94.48%	92.11%	20.50%	13.23%	
ARAB STATES		1,253.59			2,069.25	122.35	
Percentage		86.79%			4.53%	0.15%	
AFRICA			4,630.61		157.90	382.28	
Percentage			94.48%		0.35%	0.48%	
ASIA & PACIFIC	4,725.70				5,523.05	2,336.02	
Percentage	93.32%				12.10%	2.95%	
EUROPE & CIS	99.51	0.40			162.06	7,211.87	
Percentage	1.96%	0.03%			0.36%	9.11%	
LATIN AMERICA & THE CARIBBEAN				5,798.08	1,440.87	417.84	
Percentage				92.11%	3.16%	0.53%	
Others							
Percentage							

* Procurement from the Palestine Authority Autonomous Area (West Bank and Gaza Strip).

Total Procurement of Services and Works by Agency and Supplier Country: 2010

Supplier Country	Procurement of Services & Works (USD Thousand)					
	Agency					
	IFAD	ILO	INSTRAW	ITC	ITU	OPCW
AFGHANISTAN					60.00	
ALBANIA	8.00	373.38	0.35			
ALGERIA		54.00				
ANDORRA					7.42	
ANGOLA		21.54			11.48	
ANTIGUA & BARBUDA						
ARGENTINA	118.61	2.79			9.97	
ARMENIA		12.33			4.41	
AUSTRALIA		33.11	17.20	8.10	107.08	0.74
AUSTRIA		73.80			8.95	
AZERBAIJAN						
BAHAMAS						
BAHRAIN						
BANGLADESH		439.12				
BARBADOS		4.86			7.72	
BELARUS						
BELGIUM	668.49	1,032.30				214.21
BELIZE						
BENIN	17.30	62.85				
BHUTAN						
BOLIVIA	19.48	141.05				
BOSNIA AND HERZEGOVINA		96.73				
BOTSWANA		292.17				
BRAZIL		1,671.80				
BRUNEI DARUSSALAM						
BULGARIA		25.74				
BURKINA FASO	66.90	70.00		66.07	3.84	
BURUNDI		72.63				
CAMBODIA	60.31	996.78				
CAMEROON				24.07	4.78	
CANADA	98.58	598.66		13.03	270.93	2.01
CAPE VERDE	89.02				7.51	
CENTRAL AFRICAN REPUBLIC	50.00					
CHAD						
CHILE	176.15	33.84				
CHINA	202.26	368.28		17.41	10.23	
COLOMBIA	3.58	36.22			2.48	
COMOROS	57.07					
CONGO						
CONGO, DEM. REP.	126.50			8.45		
COSTA RICA	311.40	144.38	8.25			
COTE D'IVOIRE		163.05				
CROATIA		15.74				
CUBA				2.75		
CYPRUS		10.22				
CZECH REPUBLIC	1.84	9.90				0.97
DENMARK	14.06	44.70		33.60		9.35
DJIBOUTI						
DOMINICA						
DOMINICAN REPUBLIC	50.00	95.75	45.23	6.67		
DPR KOREA				3.30		
ECUADOR		27.22	4.00			
EGYPT	266.97	13.14		29.55	51.35	
EL SALVADOR		81.81				
EQUATORIAL GUINEA						
ERITREA						
ESTONIA		3.23				
ETHIOPIA		949.15		4.00	4.74	
FIJI	160.86				14.27	
FINLAND		63.47			8.74	120.81
FRANCE	663.31	1,777.60		129.70	2,389.28	28.48
GABON						
GAMBIA		0.94			18.15	
GEORGIA						
GERMANY	1,003.40	882.21		24.53	77.99	11.72
GHANA	42.35	496.28			16.30	
GREECE	0.20	61.43			17.38	1.43
GRENADA						
GUATEMALA	3.76	57.02	1.51			
GUINEA		50.25				
GUINEA-BISSAU						
GUYANA		7.90				
HAITI	283.02	3,001.44				
HONDURAS		45.85				
HUNGARY		187.22		30.18		
ICELAND		33.98				
INDIA	739.51	3,943.25		160.20	39.88	
INDONESIA	71.63	4,505.63		3.69		
IRAN (ISLAMIC REPUBLIC OF)						
IRAQ	4.00					

Total Procurement of Services and Works by Agency and Supplier Country: 2010

Procurement of Services & Works		Agency					(USD Thousand)
Supplier Country	IFAD	ILO	INSTRAW	ITC	ITU	OPCW	
IRELAND	121.69	23.27		15.78		3.19	
ISRAEL		51.93					
ITALY	25,747.95	8,281.73			28.94		
JAMAICA		307.16			14.51		
JAPAN	8.55	14.70					
JORDAN	49.90	159.12			1.67		
KAZAKHSTAN		6.00					
KENYA	113.71	1,205.35		37.25	36.05		
KIRIBATI							
KUWAIT		19.96					
KYRGYZSTAN					10.96		
LAO P.D.R.		410.96		7.50			
LATVIA							
LEBANON	91.45	699.63					
LESOTHO							
LIBERIA		42.58					
LIBYAN ARAB JAMAHIRIYA							
LIECHTENSTEIN							
LITHUANIA							
LUXEMBOURG		2.35		51.84			
MACEDONIA (TFYR)		54.48			3.91		
MADAGASCAR	17.20	114.14					
MALAWI		97.47					
MALAYSIA				27.07	38.14		
MALDIVES							
MALI		243.49					
MALTA				6.99			
MARSHALL ISLANDS							
MAURITANIA		58.73					
MAURITIUS	21.00	6.28		10.40			
MEXICO	2.33	94.79	2.55	15.03	3.54		
MICRONESIA (FED. STATES OF)							
MOLDOVA (REPUBLIC OF)		91.88			8.14		
MONACO							
MONGOLIA		9.27					
MONTENEGRO		151.25					
MOROCCO	49.50	82.40		28.19	0.00		
MOZAMBIQUE	57.65	127.58			12.12		
MYANMAR							
NAMIBIA		264.16					
NAURU							
NEPAL	33.60	32.99					
NETHERLANDS	248.74	473.90		35.60	12.67	5,040.68	
NEW ZEALAND	4.91	49.94		4.58			
NICARAGUA		3.66					
NIGER		40.80					
NIGERIA	287.13	60.00					
NORWAY	3.60	0.57					
OMAN							
PALAU							
PAKISTAN		1,568.82					
PANAMA							
PAPUA NEW GUINEA							
PARAGUAY		68.54		27.50			
PERU	65.00	192.94		51.15			
PHILIPPINES	223.38	137.18			8.79		
POLAND	0.27	6.81			9.09		
PORTUGAL		10.21					
QATAR							
REPUBLIC OF KOREA	25.00	34.04			1.74		
ROMANIA		32.88			2.74		
RUSSIAN FEDERATION		424.78			5.31		
RWANDA				39.50			
SAMOA	115.89			5.40			
SAN MARINO							
SAO TOME & PRINCIPE					3.97		
SAUDI ARABIA							
SENEGAL	223.50	35.70		14.05	3.83		
SERBIA		204.58					
SEYCHELLES		2.50					
SIERRA LEONE		569.85			10.34		
SINGAPORE		44.52			7.70		
SLOVAKIA							
SLOVENIA	1.32					0.88	
SOLOMON ISLANDS							
SOMALIA		1,409.82					
SOUTH AFRICA	52.05	1,194.61					
SPAIN	65.29	82.10		106.56	0.98	0.22	
SRI LANKA	97.92	203.15		17.69			
ST KITTS & NEVIS					81.62		

Total Procurement of Services and Works by Agency and Supplier Country: 2010

Procurement of Services & Works		Agency					(USD Thousand)
Supplier Country	IFAD	ILO	INSTRAW	ITC	ITU	OPCW	
ST. LUCIA					5.91		
ST. VINCENT & THE GRENADINES							
SUDAN	200.00						
SURINAME					9.08		
SWAZILAND	3.25	2.89					
SWEDEN	297.19	36.25		14.00	2.49		
SWITZERLAND	1,546.95	36,999.56		7,829.48	3,168.49	7.34	
SYRIAN ARAB REPUBLIC	234.95	103.66					
TAJIKISTAN		17.24					
THAILAND	106.85	464.11			95.63		
T MOR-LESTE		68.65					
TOGO	50.00	808.16			20.54		
TONGA							
TRINIDAD & TOBAGO					8.95		
TUNISIA		56.46		19.12	2.30		
TURKEY	0.60	25.10		19.71			
TURKMENISTAN							
TUVALU							
UNITED ARAB EMIRATES		6.95					
UGANDA	239.38	1,537.03		7.45	6.17		
UKRAINE		462.28			9.17		
UNITED KINGDOM	4,242.36	1,027.52		565.05	831.17	242.28	
UNITED REP. OF TANZANIA	49.90	285.19			8.84		
URUGUAY		8.47		22.54			
USA	5,872.76	1,971.53	2.63	71.73	77.42	103.09	
UZBEKISTAN		1.78					
VANUATU		1.78		18.22			
VENEZUELA	4.87						
VIET NAM	34.96	2,726.42		79.08			
YEMEN	25.21	7.25					
ZAMBIA		198.18		8.12			
ZIMBABWE	98.90	1.78		22.41	12.80		
SUB-TOTAL	46,115.25	89,510.50	81.72	9,744.27	7,720.60	5,787.40	
UNSPECIFIED COUNTRIES	69.98			124.55			
GLOBAL PROJECTS							
INTERREGIONAL PROJECTS							
ARAB COUNTRIES *							
AFRICAN COUNTRIES							
ASIAN COUNTRIES							
EUROPEAN COUNTRIES							
LATIN AMERICA AND THE CARIBBEAN							
GRAND-TOTAL	46,185.23	89,510.50	81.72	9,868.82	7,720.60	5,787.40	
INDUSTRIALIZED COUNTRIES:	40,608.03	54,051.61	19.83	8,903.56	7,015.23	5,785.55	
Percentage	87.92%	60.39%	24.27%	90.22%	90.86%	99.97%	
DEVELOPING COUNTRIES/ ECONOMIES IN TRANSITION:	5,507.22	35,458.89	61.89	840.71	705.37	1.85	
Percentage	11.92%	39.61%	75.73%	8.52%	9.14%	0.03%	
ARAB STATES	921.99	2,612.39		76.86	55.32		
Percentage	2.00%	2.92%		0.78%	0.72%		
AFRICA	1,662.82	9,075.34		241.78	181.47		
Percentage	3.60%	10.14%		2.45%	2.35%		
ASIA & PACIFIC	1,872.18	15,954.93		339.56	276.38		
Percentage	4.05%	17.82%		3.44%	3.58%		
EUROPE & CIS	12.03	1,788.75	0.35	56.88	48.43	1.85	
Percentage	0.03%	2.00%	0.43%	0.58%	0.63%	0.03%	
LATIN AMERICA & THE CARIBBEAN	1,038.20	6,027.48	61.54	125.63	143.78		
Percentage	2.25%	6.73%	75.31%	1.27%	1.86%		
Others	69.98			124.55			
Percentage	0.15%			1.26%			

* Procurement from the Palestine Authority Autonomous Area (West Bank and Gaza Strip).

Total Procurement of Services and Works by Agency and Supplier Country: 2010

Supplier Country	Procurement of Services & Works (USD Thousand)					
	Agency					
	PAHO	UNDP	UNESCO	UNFPA	UNHCR	UNIDO
AFGHANISTAN		463,736.90	2,857.11	1,724.20	4,821.92	
ALBANIA		3,743.62	1,078.72	561.78	20.94	38.11
ALGERIA		1,828.77	126.98	159.07	552.84	19.15
ANDORRA		0.05				
ANGOLA		4,018.32	294.85	1,449.11	639.39	55.30
ANTIGUA & BARBUDA		294.00	62.88			
ARGENTINA	91.90	87,161.28	392.16	644.20	49.62	124.61
ARMENIA		3,368.82	163.58	289.60	52.88	
AUSTRALIA	10.00	7,740.45	360.61	617.02	476.86	
AUSTRIA	9.00	3,409.88	123.95	175.50	133.04	1,565.62
AZERBAIJAN		4,968.31	60.94	335.47	236.42	
BAHAMAS		76.23	10.80	3.16		
BAHRAIN		631.36	42.59	5.55		
BANGLADESH		41,098.55	90.80	2,183.49	303.81	
BARBADOS		668.47	135.65	124.00		
BELARUS		6,490.46	105.69	313.89	153.14	
BELGIUM	43.66	5,210.14	1,006.21	559.98	488.51	3,755.51
BELIZE		1,158.09	44.97	224.81		
BENIN		16,712.86	331.54	2,193.16	67.24	
BHUTAN		1,504.48	53.78	225.39		
BOLIVIA		6,753.30	124.21	1,221.63	1.28	
BOSNIA AND HERZEGOVINA		11,599.85	585.89	287.57	403.48	109.50
BOTSWANA		3,647.79	108.23	999.03	37.04	
BRAZIL	136.00	76,198.41	48,826.35	2,513.91	108.62	
BRUNEI DARUSSALAM						
BULGARIA		3,080.50	98.82	226.72	49.46	43.97
BURKINA FASO		10,158.66	253.22	1,677.07		20.00
BURUNDI		20,895.28	0.50	1,652.93	603.23	15.00
CAMBODIA		14,097.42	31.61	876.90	112.86	
CAMEROON		2,401.55	1,300.84	1,626.77	533.41	227.34
CANADA	574.72	19,426.79	1,014.19	959.91	1,933.89	238.76
CAPE VERDE		3,689.05	200.48	58.89		
CENTRAL AFRICAN REPUBLIC		5,264.79	295.69	1,703.61	1,471.02	
CHAD		4,767.58	30.73	2,071.44	2,131.41	
CHILE		8,318.90	1,209.28	210.10	15.80	
CHINA		22,587.98	2,710.10	2,545.59	1,156.02	12,913.27
COLOMBIA	260.36	40,293.61	270.61	4,016.51	1,459.52	130.49
COMOROS		1,117.69	80.69	505.58		
CONGO		6,825.26	17.29	1,692.09	268.21	
CONGO, DEM. REP.		20,161.59	289.73	4,300.69	2,880.57	
COSTA RICA	3.08	3,773.36	719.54	953.29	367.91	
COTE D'IVOIRE		16,598.26	214.41	4,654.57	688.72	523.87
CROATIA		5,345.09	38.28	14.48	169.03	68.45
CUBA		1,713.62	600.96	141.11		200.00
CYPRUS		11,659.87	21.31		19.22	
CZECH REPUBLIC		786.55	22.45	14.37	134.38	
DENMARK		37,398.51	204.74	2,462.31	14,735.87	750.56
DJIBOUTI		1,350.46	46.18	173.02	796.15	
DOMINICA		135.71	8.72	10.07		
DOMINICAN REPUBLIC		5,722.14	42.61	1,135.96		
DPR KOREA		225.52	54.04			
ECUADOR		7,648.76	472.26	1,938.34	688.24	140.00
EGYPT		63,817.88	824.35	1,636.77	548.37	2,707.93
EL SALVADOR		8,503.02	22.01	1,247.12		
EQUATORIAL GUINEA		493.11	62.20	566.78		
ERITREA		9,699.78	77.65	294.55	51.01	
ESTONIA		573.46	6.17			
ETHIOPIA		4,424.56	948.04	2,356.41	3,862.29	
FIJI		2,507.59	76.02	1,530.16		69.96
FINLAND		941.96	7.00	49.93	93.11	19.90
FRANCE	5.00	10,620.39	9,358.96	961.32	974.83	237.47
GABON		1,172.90	312.25	340.90	197.57	
GAMBIA		1,712.20	68.38	696.98	99.26	41.35
GEORGIA		5,393.38	23.34	464.09	1,035.55	
GERMANY		16,490.52	1,760.11	1,605.53	993.21	122.40
GHANA		7,022.40	533.53	1,698.82	1,374.38	96.85
GREECE		770.98	120.70		397.02	
GRENADA			71.50	56.47		
GUATEMALA	36.25	27,728.88	26.89	2,254.14		
GUINEA		7,069.38	319.21	1,527.28	11.78	45.00
GUINEA-BISSAU		3,659.90	89.54	502.07	13.41	
GUYANA		968.00	23.10	249.89		
HAITI		37,590.09	30.20	3,095.13		
HONDURAS		18,694.84	330.24	1,585.79		217.50
HUNGARY		1,139.93	21.78	56.92	701.20	
ICELAND		631.51	7.90			
INDIA		27,186.37	1,038.28	8,807.15	888.84	415.33
INDONESIA		22,376.84	1,072.23	1,142.53	375.02	
IRAN (ISLAMIC REPUBLIC OF)		7,484.50	339.40	598.28	4,118.40	
IRAQ		12,433.94	1,583.28	208.51	491.66	1,414.67

Total Procurement of Services and Works by Agency and Supplier Country: 2010

Procurement of Services & Works		Agency					(USD Thousand)
Supplier Country	PAHO	UNDP	UNESCO	UNFPA	UNHCR	UNIDO	
IRELAND		1,220.09	1,816.93	72.50	119.44		
ISRAEL	8.84	4,382.52	184.30	204.53	192.34		
ITALY		10,552.36	2,048.62	1,040.08	9,269.73	3,608.23	
JAMAICA		1,520.67	330.17	806.02			
JAPAN		7,968.51	603.91	118.83	792.01		
JORDAN		17,888.24	2,248.04	2,557.39	3,449.32	360.00	
KAZAKHSTAN		4,545.21	253.14	582.06	256.57		
KENYA		33,364.67	888.53	2,449.26	10,185.30	99.35	
KIRIBATI		253.21	8.18	12.44			
KUWAIT		669.03	68.02	41.31	1,020.47		
KYRGYZSTAN		7,401.39	94.53	409.17	402.20		
LAO P.D.R.		5,102.83	262.64				
LATVIA		877.11	13.00	5.56			
LEBANON		14,019.48	427.75	1,065.15	306.66		
LESOTHO		2,050.99	241.06	877.79			
LIBERIA		20,003.95	194.56	828.06	579.15		
LIBYAN ARAB JAMAHIRIYA		658.84	12.57	3.82	29.50		
LIECHTENSTEIN							
LITHUANIA		2,028.46		19.06			
LUXEMBOURG		141.80	633.49	80.44	319.07	62.52	
MACEDONIA (TFYR)		7,499.69	289.93	437.60	278.34	105.69	
MADAGASCAR		2,263.36	36.41	2,433.18			
MALAWI		9,275.31	348.51	2,139.41	475.49		
MALAYSIA		2,660.03	324.07	235.33	748.80	180.85	
MALDIVES		1,039.90	64.30	112.85			
MALI		10,034.70	447.63	2,838.55	19.65	15.00	
MALTA		238.25	6.47	41.04	18.59		
MARSHALL ISLANDS		83.98		16.52			
MAURITANIA		5,460.66	504.96	2,778.26	247.90		
MAURITIUS		866.03	76.74	192.49			
MEXICO	400.24	18,507.33	313.39	2,107.52	149.27	130.00	
MICRONESIA (FED. STATES OF)		88.51	0.97				
MOLDOVA (REPUBLIC OF)		4,306.72	135.63	585.16	178.15		
MONACO		15.08					
MONGOLIA		2,364.23	843.98	1,471.57			
MONTENEGRO			111.71		143.48	45.07	
MOROCCO	28.73	7,819.36	984.93	657.79	93.18	322.46	
MOZAMBIQUE		9,266.51	1,786.39	2,633.60	421.08	211.82	
MYANMAR		4,603.26	158.38	1,308.16	645.24		
NAMIBIA		5,499.90	1,012.38	818.75	176.73		
NAURU		112.98	13.46				
NEPAL		17,839.34	146.72	1,337.67	197.05		
NETHERLANDS	1.50	5,094.73	949.58	2,696.70	535.18	486.84	
NEW ZEALAND	3.45	1,506.81	167.47	154.49	7.15		
NICARAGUA		13,528.66	663.12	1,922.96		16.14	
NIGER		6,208.54	255.73	2,210.97		15.00	
NIGERIA		27,501.49	93.79	2,120.05	528.67	166.20	
NORWAY		2,553.18	28.08	59.48	78.44	500.96	
OMAN			96.98	166.72	5.00	68.47	
PALAU		62.14	46.00	16.67			
PAKISTAN		28,269.46	2,402.38	3,134.02	3,245.20	57.15	
PANAMA		40,572.77	157.79	2,070.44	530.71		
PAPUA NEW GUINEA		3,668.49	45.34	1,265.19	11.90		
PARAGUAY		10,095.76	91.97	641.62			
PERU	9.40	30,268.29	199.90	2,007.14			
PHILIPPINES		8,778.49	253.02	3,070.18	222.83	85.66	
POLAND		1,383.63	48.05		138.56		
PORTUGAL		2,888.49	104.07	22.59		69.10	
QATAR			181.74				
REPUBLIC OF KOREA		158.06	208.13		735.53		
ROMANIA		595.95	117.92	291.81	282.60	213.33	
RUSSIAN FEDERATION		8,612.84	700.64	717.01	1,998.69		
RWANDA		7,568.74	118.67	1,663.14	1,337.54		
SAMOA		1,573.93	65.30	9.83			
SAN MARINO							
SAO TOME & PRINCIPE		421.20	61.48				
SAUDI ARABIA		9,173.99	26.70		319.93		
SENEGAL		9,778.02	1,306.14	3,088.89	1,002.45	110.43	
SERBIA		10,259.32	130.77	183.21	1,359.81		
SEYCHELLES		496.38	124.02	45.14		12.92	
SIERRA LEONE		10,378.51	120.83	2,322.11	176.36		
SINGAPORE			90.08	104.53			
SLOVAKIA		1,876.10	1.00	23.45	81.30	10.88	
SLOVENIA		664.90		3.50	44.53		
SOLOMON ISLANDS		1,911.05	14.86	35.27		79.37	
SOMALIA		19,679.10	14.50	436.93	882.45		
SOUTH AFRICA		14,205.44	1,111.45	2,942.60	860.03	233.36	
SPAIN	159.55	6,556.02	693.91	55.74	151.96		
SRI LANKA		12,670.56	50.56	485.19	711.64	285.58	
ST KITTS & NEVIS		89.73	26.62				

Total Procurement of Services and Works by Agency and Supplier Country: 2010

Procurement of Services & Works		Agency					(USD Thousand)
Supplier Country	PAHO	UNDP	UNESCO	UNFPA	UNHCR	UNIDO	
ST. LUCIA		228.08	51.07				
ST. VINCENT & THE GRENADINES		203.02	33.29				
SUDAN		51,777.99	62.05	6,629.59	7,564.55	803.52	
SURINAME		874.81	12.14	140.94			
SWAZILAND		1,572.18	272.07	909.84			
SWEDEN		2,867.47	637.76	391.58	383.61		
SWITZERLAND	2,147.49	13,339.03	961.24	1,294.22	27,887.00	362.86	
SYRIAN ARAB REPUBLIC		3,711.62	128.50	873.56	7,679.51		
TAJIKISTAN		11,195.32	65.70	584.86	60.97		
THAILAND		4,301.53	740.92	2,828.44	1,643.94		
T MOR-LESTE			35.05		45.85		
TOGO		13,063.74	197.38	1,318.59	556.14		
TONGA		96.05	22.37	5.29			
TRINIDAD & TOBAGO	2.70	1,386.85	195.44				
TUNISIA		1,690.62	150.99	634.11	6.32	1,871.33	
TURKEY		13,842.52	438.12	1,976.39	847.55	1,664.58	
TURKMENISTAN		1,575.42	51.70	368.90	22.57		
TUVALU		508.25	0.50	3.70			
UNITED ARAB EMIRATES		4,535.12	95.85		419.42	53.23	
UGANDA		6,105.26	499.11	3,037.15	1,279.02	330.83	
UKRAINE		15,245.18	44.00	320.70	366.22		
UNITED KINGDOM	295.56	27,150.40	2,142.77	5,484.12	4,930.09	1,046.90	
UNITED REP. OF TANZANIA		15,888.33	1,496.75	893.39	2,236.74	59.35	
URUGUAY		17,523.58	450.68	1,161.03	1.91		
USA	10,983.27	116,796.62	2,195.75	26,599.21	17,535.52	184.19	
UZBEKISTAN		3,741.67	41.00	494.12			
VANUATU		67.97	9.98	26.94			
VENEZUELA		4,938.93	54.13	775.58	392.71	300.59	
VIET NAM		6,828.20	883.67	977.19		582.63	
YEMEN		3,998.74	78.65	1,062.06	2,511.54		
ZAMBIA		4,809.60	91.03	2,012.32	915.82	350.00	
ZIMBABWE		17,688.44	319.28	1,537.26	8.89		
SUB-TOTAL	15,210.71	2,239,671.00	127,555.96	215,594.95	178,247.90	41,490.21	
UNSPECIFIED COUNTRIES		39,227.68	11,932.88	5,346.51			
GLOBAL PROJECTS							
INTERREGIONAL PROJECTS							
ARAB COUNTRIES *					75.59		
AFRICAN COUNTRIES		256.01					
ASIAN COUNTRIES							
EUROPEAN COUNTRIES					52.55		
LATIN AMERICA AND THE CARIBBEAN		210.74					
GRAND-TOTAL	15,210.71	2,279,365.43	139,488.84	220,941.46	178,376.04	41,490.21	
INDUSTRIALIZED COUNTRIES:	14,242.05	314,287.13	27,832.90	46,383.02	84,426.57	13,011.80	
Percentage	93.63%	13.79%	19.95%	20.99%	47.33%	31.36%	
DEVELOPING COUNTRIES/ ECONOMIES IN TRANSITION:	968.67	1,925,850.62	99,723.06	169,211.92	93,949.48	28,478.41	
Percentage	6.37%	84.49%	71.49%	76.59%	52.67%	68.64%	
ARAB STATES	28.73	223,169.04	7,540.05	16,909.63	30,795.26	7,620.77	
Percentage	0.19%	9.79%	5.41%	7.65%	17.26%	18.37%	
AFRICA		385,284.86	17,433.91	74,659.53	36,012.51	2,628.97	
Percentage		16.90%	12.50%	33.79%	20.19%	6.34%	
ASIA & PACIFIC		698,620.11	14,674.82	35,492.40	15,866.44	14,669.78	
Percentage		30.65%	10.52%	16.06%	8.89%	35.36%	
EUROPE & CIS		145,426.68	4,069.63	8,891.48	7,509.68	2,299.57	
Percentage		6.38%	2.92%	4.02%	4.21%	5.54%	
LATIN AMERICA & THE CARIBBEAN	939.94	473,349.93	56,004.65	33,258.88	3,765.59	1,259.32	
Percentage	6.18%	20.77%	40.15%	15.05%	2.11%	3.04%	
Others		39,227.68	11,932.88	5,346.51			
Percentage		1.72%	8.55%	2.42%			

* Procurement from the Palestine Authority Autonomous Area (West Bank and Gaza Strip).

Total Procurement of Services and Works by Agency and Supplier Country: 2010

Supplier Country	Procurement of Services & Works (USD Thousand)					
	Agency					
	UNOPS	UNOG	UNON	UNOV	UN/PD	UNRWA
AFGHANISTAN	83,844.95	32.80	245.16	3.40	21,021.32	
ALBANIA	41.58		5.52			
ALGERIA	0.90				159.67	
ANDORRA						
ANGOLA	15.56				3,640.94	
ANTIGUA & BARBUDA	18.21					
ARGENTINA	7,374.70	137.34	12.00			
ARMENIA	65.66					
AUSTRALIA	836.46		28.76		11,353.08	
AUSTRIA	403.70	46.68		4,768.32	130.75	
AZERBAIJAN	46.76					
BAHAMAS	335.10		34.55			
BAHRAIN	116.08		149.02			55.40
BANGLADESH	181.02					
BARBADOS	3.79					
BELARUS	25.36					
BELGIUM	706.63	301.85	32.20	0.68	8,462.85	68.60
BELIZE	199.91		2.90			
BENIN	105.19					
BHUTAN	75.08					
BOLIVIA	137.85					
BOSNIA AND HERZEGOVINA	511.38			178.56		
BOTSWANA	543.64					
BRAZIL	259.76	7.00	1.57		-0.16	
BRUNEI DARUSSALAM						
BULGARIA	59.91	49.72			6,141.25	
BURKINA FASO	351.80					
BURUNDI	635.86				3,169.68	
CAMBODIA	261.20		3.38			
CAMEROON	1,756.91				0.32	
CANADA	1,266.78	175.17	830.57	227.09	57,314.64	28.00
CAPE VERDE	117.05					
CENTRAL AFRICAN REPUBLIC					157.15	
CHAD	223.49				24,628.36	
CHILE	256.92					
CHINA	928.73	195.00	12.38	167.09	824.29	
COLOMBIA	402.21		65.15			
COMOROS	81.11					
CONGO	60.90					
CONGO, DEM. REP.	22,806.38				17,393.38	
COSTA RICA	635.54		22.72			
COTE D'IVOIRE	9,556.49				15,438.07	
CROATIA	18.08				2.46	
CUBA	129.31		22.73			
CYPRUS	93.33				7,522.31	
CZECH REPUBLIC	49.39		12.19	16.12	159.11	
DENMARK	18,691.60	101.28	75.23	2.48	31,406.88	118.36
DJIBOUTI	2.76					
DOMINICA	11.00					
DOMINICAN REPUBLIC	112.88				2,053.04	
DPR KOREA	10.82					
ECUADOR	39.92					
EGYPT	1,295.09		3.38	72.60	1,138.27	33.68
EL SALVADOR	360.31		5.00			
EQUATORIAL GUINEA	0.40					
ERITREA	10.30					
ESTONIA					713.00	
ETHIOPIA	3,354.94	113.09			2,273.19	
FIJI	101.72					
FINLAND			9.70	1.26	1,136.85	
FRANCE	1,547.55	1,852.21	1,871.78	91.21	15,959.64	11.90
GABON	34.14					
GAMBIA	186.94					
GEORGIA	0.45	9.56			52,224.93	
GERMANY	1,375.06	70.04	1,217.30	213.47	16,345.41	65.21
GHANA	225.15				213.06	
GREECE	20.00	7.31	191.89	25.20	125.56	
GRENADA	0.66					
GUATEMALA	11,529.64					
GUINEA	977.31					
GUINEA-BISSAU	968.74				403.30	
GUYANA						
HAITI	3,089.60				10,949.43	
HONDURAS	39.42					
HUNGARY	347.03	0.56			3.66	
ICELAND					9,400.00	
INDIA	6,232.86		11.62	146.60	281.97	298.72
INDONESIA	868.13		146.85		0.38	
IRAN (ISLAMIC REPUBLIC OF)	337.62				21.46	
IRAQ	3,397.16				5,106.75	

Total Procurement of Services and Works by Agency and Supplier Country: 2010

Procurement of Services & Works		(USD Thousand)					
Supplier Country	Agency						
	UNOPS	UNOG	UNON	UNOV	UN/PD	UNRWA	
IRELAND	50.97	64.20	213.08		167.56		
ISRAEL	1,164.26		406.81		2,356.19	857.54	
ITALY	1,893.21		145.37	98.95	21,787.38	205.56	
JAMAICA	114.27		283.45				
JAPAN	80.44		126.89		2,316.13		
JORDAN	10,318.11		33.94		76,534.16	8,178.49	
KAZAKHSTAN	394.61	38.97	10.98		-378.90		
KENYA	27,779.02		15,952.97		39,122.66		
KIRIBATI							
KUWAIT	560.91				2,320.77		
KYRGYZSTAN	24.12						
LAO P.D.R.	208.59						
LATVIA							
LEBANON	1,847.51		1.98		14,338.50	26,126.36	
LESOTHO	34.82						
LIBERIA	2,563.60				5,903.61		
LIBYAN ARAB JAMAHIRIYA	56.41						
LIECHTENSTEIN							
LITHUANIA					10.74		
LUXEMBOURG	19.95						
MACEDONIA (TFYR)	43.45				69.71		
MADAGASCAR	95.28						
MALAWI	21.41						
MALAYSIA	56.04				73.10		
MALDIVES	51.65						
MALI	703.56						
MALTA	38.19		127.02				
MARSHALL ISLANDS							
MAURITANIA	39.42						
MAURITIUS	36.37				157.80		
MEXICO	243.39		208.51				
MICRONESIA (FED. STATES OF)	279.47						
MOLDOVA (REPUBLIC OF)	0.67	9.20					
MONACO							
MONGOLIA	18.01						
MONTENEGRO	2.01		11.87				
MOROCCO	481.04			5.60	1,475.85		
MOZAMBIQUE	32.99		20.32				
MYANMAR	3,585.25						
NAMIBIA	292.34						
NAURU	11.00						
NEPAL	400.18	24.86			3,747.50		
NETHERLANDS	856.56	90.06	218.12	15.88	3,164.09	47.72	
NEW ZEALAND	61.14		43.50		292.33		
NICARAGUA	669.43						
NIGER	334.10			27.00			
NIGERIA	2,800.65	8.49	2.25				
NORWAY	376.14	653.23			163.61	542.71	
OMAN					2,750.60		
PALAU							
PAKISTAN	1,081.55		214.20		3,179.98		
PANAMA	784.56		692.76		33,004.24		
PAPUA NEW GUINEA	50.93						
PARAGUAY	85.87						
PERU	97,901.43		18.38				
PHILIPPINES	809.06	28.00	45.61				
POLAND							
PORTUGAL	7.39	37.02		0.05	342.33		
QATAR	29.10				89.40	10.00	
REPUBLIC OF KOREA	207.36		48.46		171.07		
ROMANIA	7.54						
RUSSIAN FEDERATION	133.88	99.80		50.79	430,036.11		
RWANDA	113.85				179.30		
SAMOA	26.72						
SAN MARINO							
SAO TOME & PRINCIPE							
SAUDI ARABIA	0.37		20.74		-431.93		
SENEGAL	1,957.22	16.50			20.71		
SERBIA	750.37	40.21			1,581.75		
SEYCHELLES	83.28						
SIERRA LEONE	595.32				781.64		
SINGAPORE	108.56		36.67		3.26		
SLOVAKIA	34.06			181.52			
SLOVENIA	24.25			65.46	11.17		
SOLOMON ISLANDS	49.06						
SOMALIA	10.48				328.38		
SOUTH AFRICA	16,268.60	194.93	140.11	17.65	45,093.81		
SPAIN	899.34	682.82	3.55	2.48	28,192.68		
SRI LANKA	14,596.95		36.01				
ST KITTS & NEVIS	40.18						

Total Procurement of Services and Works by Agency and Supplier Country: 2010

Procurement of Services & Works		Agency					(USD Thousand)
Supplier Country	UNOPS	UNOG	UNON	UNOV	UNPD	UNRWA	
ST. LUCIA	147.33		9.00				
ST. VINCENT & THE GRENADINES	0.20						
SUDAN	3,725.10				194,934.11		
SURINAME	4.51						
SWAZILAND	0.79						
SWEDEN	1,244.34	90.04		0.85	689.46		
SWITZERLAND	9,521.97	67,355.90	25.82	166.02	36,233.66	51.65	
SYRIAN ARAB REPUBLIC	122.55		0.80		1,749.34	7,439.95	
TAJIKISTAN	3.68	8.70					
THAILAND	894.42				2,499.24		
T MOR-LESTE	26.08				5,055.05		
TOGO	111.96						
TONGA	15.00						
TRINIDAD & TOBAGO	249.77		44.00				
TUNISIA	904.85		22.79		160.51		
TURKEY	5,569.76		45.24		1,145.87	56.64	
TURKMENISTAN	90.62						
TUVALU							
UNITED ARAB EMIRATES	13,405.57		28.07		22,682.94	791.70	
UGANDA	8,883.07				9,537.19		
UKRAINE	597.20				109,642.65		
UNITED KINGDOM	41,735.25	840.08	752.84	181.48	15,696.51	328.19	
UNITED REP. OF TANZANIA	377.72				1,001.92		
URUGUAY	108.17						
USA	26,469.55	579.46	364.50	336.06	719,856.82	111.30	
UZBEKISTAN	30.76						
VANUATU	5.00						
VENEZUELA	32.57						
VIET NAM	388.32						
YEMEN	130.78		6.50	11.50			
ZAMBIA	92.67						
ZIMBABWE	159.63						
SUB-TOTAL	501,056.85	73,962.07	25,376.65	7,075.35	2,167,118.83	45,427.67	
UNSPECIFIED COUNTRIES							
GLOBAL PROJECTS							
INTERREGIONAL PROJECTS							
ARAB COUNTRIES *	12,838.55					31,052.27	
AFRICAN COUNTRIES							
ASIAN COUNTRIES	20.29						
EUROPEAN COUNTRIES	476.63						
LATIN AMERICA AND THE CARIBBEAN	4,893.43						
GRAND-TOTAL	519,285.74	73,962.07	25,376.65	7,075.35	2,167,118.83	76,479.94	
INDUSTRIALIZED COUNTRIES:	109,362.16	73,047.15	6,557.92	6,182.25	1,412,930.51	2,436.74	
Percentage	21.06%	98.76%	25.84%	87.38%	65.20%	3.19%	
DEVELOPING COUNTRIES/ ECONOMIES IN TRANSITION:	409,923.58	914.92	18,818.73	893.10	754,188.32	74,043.19	
Percentage	78.94%	1.24%	74.16%	12.62%	34.80%	96.81%	
ARAB STATES	49,580.94		267.22	89.70	323,358.81	73,687.84	
Percentage	9.55%		1.05%	1.27%	14.92%	96.35%	
AFRICA	105,389.95	333.00	16,115.65	44.65	169,116.09		
Percentage	20.30%	0.45%	63.51%	0.63%	7.80%		
ASIA & PACIFIC	115,394.01	280.65	800.33	317.09	36,857.17	298.72	
Percentage	22.22%	0.38%	3.15%	4.48%	1.70%	0.39%	
EUROPE & CIS	9,346.83	156.93	212.82	441.66	178,849.70	56.64	
Percentage	1.80%	0.21%	0.84%	6.24%	8.25%	0.07%	
LATIN AMERICA & THE CARIBBEAN	130,211.86	144.34	1,422.71		46,006.55		
Percentage	25.08%	0.20%	5.61%		2.12%		
Others							
Percentage							

* Procurement from the Palestine Authority Autonomous Area (West Bank and Gaza Strip).

Total Procurement of Services and Works by Agency and Supplier Country: 2010

Procurement of Services & Works							(USD Thousand)	
Supplier Country	Agency						Total All	%
	UNU	UNV	WFP	WIPO	WMO	WTO		
AFGHANISTAN			20,838.27				604,162.67	8.09%
ALBANIA							5,872.00	0.08%
ALGERIA			2,999.98				5,911.35	0.08%
ANDORRA							7.47	0.00%
ANGOLA			69.46	3.25			10,221.20	0.14%
ANTIGUA & BARBUDA			76.48				451.57	0.01%
ARGENTINA			3.15	14.66			96,436.55	1.29%
ARMENIA			300.75	17.87			4,275.91	0.06%
AUSTRALIA		71.71	258.81	0.40	20.55		22,573.80	0.30%
AUSTRIA			92.83	12.24			37,394.25	0.50%
AZERBAIJAN							5,647.89	0.08%
BAHAMAS							459.84	0.01%
BAHRAIN							999.99	0.01%
BANGLADESH			2,014.64	123.63			46,495.19	0.62%
BARBADOS			1.27				945.76	0.01%
BELARUS							7,088.52	0.09%
BELGIUM	1,105.47	8,632.73	285.83	606.82	34.59	1,303.94	37,338.45	0.50%
BELIZE							1,630.68	0.02%
BENIN			1,552.84				21,045.16	0.28%
BHUTAN			15.06	3.82			1,877.61	0.03%
BOLIVIA			626.31				9,030.81	0.12%
BOSNIA AND HERZEGOVINA							13,772.95	0.18%
BOTSWANA							5,627.90	0.08%
BRAZIL		4.99		7.16			130,107.47	1.74%
BRUNEI DARUSSALAM								
BULGARIA		29.50	7,478.34	15.68			17,724.17	0.24%
BURKINA FASO			2,411.91				15,086.94	0.20%
BURUNDI			3,928.85				30,973.97	0.41%
CAMBODIA			2,139.07	3.18			18,596.72	0.25%
CAMEROON		0.89	25,057.52				32,938.39	0.44%
CANADA		242.29	23,279.70	318.39	88.13		109,321.58	1.46%
CAPE VERDE							4,161.99	0.06%
CENTRAL AFRICAN REPUBLIC			2,901.97				11,871.45	0.16%
CHAD			29,336.39				63,194.39	0.85%
CHILE			22.50	52.60			14,045.64	0.19%
CHINA			1,703.19	879.67	83.01	70.07	47,615.41	0.64%
COLOMBIA			8,685.15				55,696.21	0.75%
COMOROS				0.67			1,842.82	0.02%
CONGO			2,653.02				11,525.69	0.15%
CONGO, DEM. REP.			27,794.23				95,761.51	1.28%
COSTA RICA			6.48		2.87		6,962.31	0.09%
COTE D'IVOIRE			2,151.65				50,010.59	0.67%
CROATIA							5,706.25	0.08%
CUBA			2.70				2,813.97	0.04%
CYPRUS			1,406.76				20,733.42	0.28%
CZECH REPUBLIC					35.32		4,264.64	0.06%
DENMARK		40.73	14,257.75	227.38	5.00		121,842.51	1.63%
DJIBOUTI			6,063.91	0.74			8,433.23	0.11%
DOMINICA							165.50	0.00%
DOMINICAN REPUBLIC			1,412.48				10,677.00	0.14%
DPR KOREA			2,211.16				2,504.84	0.03%
ECUADOR			601.32				11,560.05	0.15%
EGYPT			3,201.32	6.25			75,952.48	1.02%
EL SALVADOR			1,790.50	0.39			12,040.31	0.16%
EQUATORIAL GUINEA							1,122.49	0.02%
ERITREA			56.38				10,191.67	0.14%
ESTONIA							1,295.85	0.02%
ETHIOPIA			119,895.97				142,750.82	1.91%
FIJI							4,460.59	0.06%
FINLAND							2,460.84	0.03%
FRANCE		5.57	17,241.34	2,038.97	149.95		70,725.80	0.95%
GABON							2,059.76	0.03%
GAMBIA			378.35				3,202.55	0.04%
GEORGIA			508.97				59,882.07	0.80%
GERMANY		5,381.83	2,129.73	5,979.20	25.00	47.11	58,134.54	0.78%
GHANA			1,173.62				12,916.12	0.17%
GREECE			4,150.38				5,897.14	0.08%
GRENADA							128.63	0.00%
GUATEMALA			1,922.42				43,588.85	0.58%
GUINEA			1,603.48				11,603.69	0.16%
GUINEA-BISSAU			1,145.36				6,782.32	0.09%
GUYANA							1,251.42	0.02%
HAITI			29,106.96		4.51		88,591.25	1.19%
HONDURAS			3,444.78				24,358.87	0.33%
HUNGARY				131.24			2,712.81	0.04%
ICELAND			1,800.00				11,873.39	0.16%
INDIA		2.32	2,538.71	134.47	9.03		55,459.78	0.74%
INDONESIA			1,452.08	0.06	12.68		32,124.56	0.43%
IRAN (ISLAMIC REPUBLIC OF)			230.76	0.03			13,130.44	0.18%
IRAQ			1,302.46				27,065.82	0.36%

Total Procurement of Services and Works by Agency and Supplier Country: 2010

Procurement of Services & Works							(USD Thousand)	
Supplier Country	Agency						Total All	%
	UNU	UNV	WFP	WIPO	WMO	WTO		
IRELAND		6.42	647.98	130.15			4,778.99	0.06%
ISRAEL			5,553.01	3.85			15,392.79	0.21%
ITALY		23.62	31,198.74	31.27			138,764.21	1.86%
JAMAICA							3,399.46	0.05%
JAPAN			2,232.58	4,468.66	9.59		19,012.53	0.25%
JORDAN			1,569.83	11.88			123,360.08	1.65%
KAZAKHSTAN			354.62				6,162.77	0.08%
KENYA			94,731.53	0.93	16.07		226,024.89	3.03%
KIRIBATI							273.83	0.00%
KUWAIT			731.11				5,431.59	0.07%
KYRGYZSTAN			1,219.10				9,561.46	0.13%
LAO P.D.R.			2,308.59	15.56			8,318.40	0.11%
LATVIA			264.06				1,174.22	0.02%
LEBANON			25.55	0.84			60,233.05	0.81%
LESOTHO			1,679.26				4,883.92	0.07%
LIBERIA			4,203.79				34,319.31	0.46%
LIBYAN ARAB JAMAHIRIYA			11,571.89				12,336.02	0.17%
LIECHTENSTEIN								
LITHUANIA				2.86			2,063.50	0.03%
LUXEMBOURG				15.30			1,326.75	0.02%
MACEDONIA (TFYR)							8,782.81	0.12%
MADAGASCAR			2,859.75				7,829.31	0.10%
MALAWI			2,885.69				15,245.28	0.20%
MALAYSIA			4,119.99	4.98			8,492.89	0.11%
MALDIVES							1,268.70	0.02%
MALI			3,945.88	0.95			18,258.38	0.24%
MALTA			189.17				665.72	0.01%
MARSHALL ISLANDS							100.50	0.00%
MAURITANIA			2,534.45	1.62			11,785.91	0.16%
MAURITIUS			7,603.86		5.61		8,981.06	0.12%
MEXICO			7,564.10	0.13	25.69		30,864.81	0.41%
MICRONESIA (FED. STATES OF)							368.95	0.00%
MOLDOVA (REPUBLIC OF)							5,318.04	0.07%
MONACO			1,434.00				1,686.61	0.02%
MONGOLIA				3.95			4,711.36	0.06%
MONTENEGRO			15.19	1.83			494.64	0.01%
MOROCCO							12,029.02	0.16%
MOZAMBIQUE			6,552.00	5.72	9.03		21,150.00	0.28%
MYANMAR			2,609.35				12,913.96	0.17%
NAMIBIA			12.39	8.59			8,085.23	0.11%
NAURU							137.44	0.00%
NEPAL			8,665.81	7.19			32,432.91	0.43%
NETHERLANDS		9.27	1,312.99	94.36	72.07		21,656.53	0.29%
NEW ZEALAND			25.00	6.87			2,335.64	0.03%
NICARAGUA			1,325.27	12.15			18,143.51	0.24%
NIGER			36,640.81				45,772.33	0.61%
NIGERIA					11.93		33,618.62	0.45%
NORWAY			112.56	16.13	16.25		5,104.94	0.07%
OMAN			755.96				3,843.73	0.05%
PALAU							124.81	0.00%
PAKISTAN		1.60	55,570.41	53.42			98,817.51	1.32%
PANAMA			2,186.20				79,999.47	1.07%
PAPUA NEW GUINEA							5,041.84	0.07%
PARAGUAY					0.70		11,013.51	0.15%
PERU			229.56	1.91			130,956.82	1.75%
PHILIPPINES			2,769.57	12.68			16,444.45	0.22%
POLAND				2.86			1,624.55	0.02%
PORTUGAL			495.30	5.11			3,989.45	0.05%
QATAR							310.24	0.00%
REPUBLIC OF KOREA			187.33	868.17			2,975.47	0.04%
ROMANIA							1,575.61	0.02%
RUSSIAN FEDERATION			13,170.66	34.56			486,075.00	6.51%
RWANDA		11.78	2,753.73				13,809.74	0.18%
SAMOA			20.77	0.21	9.03		1,827.08	0.02%
SAN MARINO							591.51	0.01%
SAO TOME & PRINCIPE			4.67				491.32	0.01%
SAUDI ARABIA			115.22				9,225.02	0.12%
SENEGAL		1.75	3,480.38	2.13			21,103.71	0.28%
SERBIA		0.65		9.57			17,706.00	0.24%
SEYCHELLES							764.24	0.01%
SIERRA LEONE			1,594.13				16,551.09	0.22%
SINGAPORE			7,945.52	104.92			8,451.79	0.11%
SLOVAKIA							2,213.45	0.03%
SLOVENIA				3.42			929.69	0.01%
SOLOMON ISLANDS							2,089.61	0.03%
SOMALIA			18,240.62				41,002.29	0.55%
SOUTH AFRICA		11.59	16,443.21	11.87	16.56		98,879.92	1.32%
SPAIN			486.94	30.41	9.03	1,862.74	40,232.83	0.54%
SRI LANKA			3,821.66	23.58			33,008.90	0.44%
ST KITTS & NEVIS							238.15	0.00%

Total Procurement of Services and Works by Agency and Supplier Country: 2010

Procurement of Services & Works							(USD Thousand)	
Supplier Country	Agency						Total All	%
	UNU	UNV	WFP	WIPO	WMO	WTO		
ST. LUCIA							441.40	0.01%
ST. VINCENT & THE GRENADINES							236.51	0.00%
SUDAN			199,300.16				465,050.12	6.23%
SURINAME							1,041.47	0.01%
SWAZILAND			576.33				3,337.35	0.04%
SWEDEN		1.93	32.12	12.09	10.13		6,717.76	0.09%
SWITZERLAND		42.27	22,314.32	105,182.28	3,706.24		341,651.98	4.57%
SYRIAN ARAB REPUBLIC			8,936.00				30,980.55	0.41%
TAJIKISTAN			1,483.14				13,435.61	0.18%
THAILAND			1,225.91	8.47			19,005.89	0.25%
TIMOR-LESTE							5,230.67	0.07%
TOGO			265.39				16,391.90	0.22%
TONGA							138.71	0.00%
TRINIDAD & TOBAGO		10.64					2,380.04	0.03%
TUNISIA							5,558.08	0.07%
TURKEY		15.95	797.81				26,521.20	0.36%
TURKMENISTAN							2,109.22	0.03%
TUVALU							512.45	0.01%
UNITED ARAB EMIRATES			7,706.99				50,355.06	0.67%
UGANDA			21,814.48	9.54			53,287.32	0.71%
UKRAINE		52.20	3,438.41				130,265.54	1.74%
UNITED KINGDOM		131.74	21,389.94	5,698.48	400.14	11.11	141,387.20	1.89%
UNITED REP. OF TANZANIA			7,260.49	11.45	2.89		29,577.96	0.40%
URUGUAY		5.00					19,306.82	0.26%
USA		151.03	166,622.96	5,551.08	352.84		1,109,905.76	14.86%
UZBEKISTAN			265.60				4,574.93	0.06%
VANUATU							129.88	0.00%
VENEZUELA							6,499.37	0.09%
VIET NAM			77.08	127.04			12,704.58	0.17%
YEMEN			6,008.35				13,840.58	0.19%
ZAMBIA			2,135.92		3.86		10,621.94	0.14%
ZIMBABWE			19,451.20	2.20			39,304.79	0.53%
SUB-TOTAL	1,105.47	14,889.98	1,259,789.65	133,192.02	5,148.30	3,294.97	7,356,635.40	98.50%
UNSPECIFIED COUNTRIES							56,701.60	0.76%
GLOBAL PROJECTS								
INTERREGIONAL PROJECTS								
ARAB COUNTRIES *			5,489.24				49,380.06	0.66%
AFRICAN COUNTRIES							75.59	0.00%
ASIAN COUNTRIES							276.30	0.00%
EUROPEAN COUNTRIES							529.18	0.01%
LATIN AMERICA AND THE CARIBBEAN							5,104.17	0.07%
GRAND-TOTAL	1,105.47	14,889.98	1,265,278.90	133,192.02	5,148.30	3,294.97	7,468,702.30	100.00%
INDUSTRIALIZED COUNTRIES:	1,105.47	14,741.13	330,525.49	130,464.01	4,899.51	3,224.89	2,818,180.24	
Percentage	100.00%	99.00%	26.12%	97.95%	95.17%	97.87%	37.73%	
DEVELOPING COUNTRIES/ ECONOMIES IN TRANSITION:		148.85	934,753.41	2,728.02	248.79	70.07	4,593,820.45	
Percentage		1.00%	73.88%	2.05%	4.83%	2.13%	61.51%	
ARAB STATES			274,249.34	19.74			1,014,428.81	
Percentage			21.68%	0.01%			13.58%	
AFRICA		26.00	461,540.35	58.93	65.95		1,285,042.55	
Percentage		0.17%	36.48%	0.04%	1.28%		17.21%	
ASIA & PACIFIC		3.92	122,234.18	2,374.99	113.75	70.07	1,089,096.28	
Percentage		0.03%	9.66%	1.78%	2.21%	2.13%	14.58%	
EUROPE & CIS		98.30	17,721.92	185.34	35.32		384,684.61	
Percentage		0.66%	1.40%	0.14%	0.69%		5.15%	
LATIN AMERICA & THE CARIBBEAN		20.62	59,007.61	89.01	33.77		820,568.21	
Percentage		0.14%	4.66%	0.07%	0.66%		10.99%	
Others							56,701.60	
Percentage							0.76%	

* Procurement from the Palestine Authority Autonomous Area (West Bank and Gaza Strip).



Top 10 items (goods and services) - All sources of funding

Top Ten Items (Goods and Services) Procured by Agency During 2010

UN Agency

ECLAC		No. of	
Rank	Group of Goods/Services	PO's	Value (USD)
1	Rent & Lease		1,500,478.80
2	Building & machinery maintenance & repair		1,055,011.49
3	Construction, engineering and architectural services		1,023,403.69
4	IT equipm. & software		660,221.48
5	Communications services		628,852.67
6	IT Services		628,308.54
7	Mail & printing services		567,134.25
8	Furniture		554,515.06
9	Air Conditioning		295,131.36
10	Tools & Materials (including metals)		199,737.75
Total number of orders & contracts raised during 2010:		996	7,112,795.10

ESCAP		No. of	
Rank	Group of Goods/Services	PO's	Value (USD)
1	Computer Hardwares/Softwares & Supp	51	1,511,861.52
2	Out-Sourced Personnel Services	16	1,274,862.14
3	Architectural & Engineering Service	18	1,067,300.12
4	Cleaning Services	5	486,700.92
5	Printing & Publications	61	253,590.34
6	Catering & Hospitality Services	36	216,826.15
7	Internet Services	9	194,134.42
8	Fire Fighting Pump System	3	121,491.81
9	Elevators/Escalators Maintenance	3	100,857.98
10	Copiers Maintenance/Repair	13	94,984.78
Total number of orders & contracts raised during 2010:		215	5,322,610.18
		589	

ESCWA		No. of	
Rank	Group of Goods/Services	PO's	Value (USD)
1	IT services	22	630,994.88
2	Building & machinery maintenance & repair	14	303,010.40
3	IT equipm. & software	13	185,653.52
4	Communications services	12	176,894.00
5	Conference, workshop & training	13	135,633.70
6	Printing, publishing services	25	85,003.65
7	Security equipment	6	51,486.63
8	Furniture	6	46,655.00
9	General & Project management services/consultancy	1	35,506.00
10	HR, consultants and project staff	20	34,169.85
Total number of orders & contracts raised during 2010:		132	1,685,007.62
		200	

FAO		No. of	
Rank	Group of Goods/Services	PO's	Value (USD)
1	Feed, livestock and poultry	12	13,838,189.03
2	Fertilizers, Dap: Diammonium Phosphate	12	11,805,973.29
3	Transportation, Storage and Materials Handling	594	9,934,568.75
4	Urea	24	8,746,320.08
5	Building engineer consultants, building constructions	9	6,373,493.32
6	Wheat seeds	11	5,500,821.31
7	Operations, Maintenance and Support	158	5,317,746.34
8	Rice seeds	14	5,020,393.98
9	Maize seeds	14	3,899,528.37
10	Hand tools for agriculture	54	3,529,942.55
Total number of orders & contracts raised during 2010:		902	73,966,977.02
		2,066	

IAEA		No. of	
Rank	Group of Goods/Services	PO's	Value (USD)
1	Engineering & construction services		46,232,147.47
2	Medical, Lab. & Hospital equipm.		35,973,848.00
3	IT equipm. & software		14,082,994.52
4	Electric motors, boards, panels, wires		5,605,979.65
5	IT services		5,345,171.92
6	Building & machinery maintenance & repair		5,244,631.40
7	Service industries, hotel & catering		5,046,714.42
8	Transport services		4,050,725.95
9	Training		2,349,491.35
10	Special purpose machinery and tools		1,830,817.68
Total number of orders & contracts raised during 2010:			125,762,522.35

Top Ten Items (Goods and Services) Procured by Agency During 2010

UN Agency

IFAD Rank	Group of Goods/Services	No. of PO's	Value (USD)
1	Leasing and rental services		9,192,637.98
2	Financial, audit services		5,370,448.50
3	Rural & regional development		5,122,630.23
4	Building maintenance & repair		3,151,302.09
5	IT Services		2,784,896.95
6	Communications services		2,225,531.61
7	Public Utilities		1,650,496.50
8	Printing, publishing services		1,621,048.36
9	Insurance		1,528,924.14
10	Training		1,474,923.13
Total number of orders & contracts raised during 2010:			34,122,839.48
		2,068	

ILO Rank	Group of Goods/Services	No. of PO's	Value (USD)
1	Social aspects, employment, languages services		17,373,574.18
2	Building, & machinery maintenance		11,810,706.89
3	IT services		9,419,502.18
4	Travel Services		8,204,980.81
5	Feasibility studies		8,127,729.23
6	Subsidies and public utilities		6,957,399.05
7	Seminars, conferences, workshops		6,694,848.31
8	Training services		5,930,494.91
9	Printing, publishing services		2,790,444.68
10	Motor vehicles & other transport equipment and parts		2,650,614.97
Total number of orders & contracts raised during 2010:			79,960,295.21
		7,786	

INSTRAW Rank	Group of Goods/Services	No. of PO's	Value (USD)
1	Printing, publishing services		25,893.66
2	IT equipm. & software		25,071.74
3	Furniture		10,951.70
4	Petroleum & fuel products		7,056.29
5	Building & machinery maintenance		6,825.08
6	Leasing and rental services		5,962.72
7	Paper & office stationery		5,124.31
8	Service industries		4,323.57
9	Marketing and Distribution		3,200.38
10	Textiles & Clothing		2,006.60
Total number of orders & contracts raised during 2010:			96,416.05

ITC Rank	Group of Goods/Services	No. of PO's	Value (USD)
1	Travel	3,361	5,367,736.00
2	Leasing Or Rental Services	11	1,552,442.21
3	IT Operations, Maintenance And Support	18	605,807.66
4	Information Technology	13	455,072.86
5	General Building Maintenance	21	446,949.38
6	Trade Promotion, Facilitation And Customs Administration	33	396,356.79
7	Conference Organizing Services	38	394,713.60
8	Trade Survey - NTM	15	393,659.86
9	IT Equipment/Machinery, other, and parts	51	376,665.76
10	Electricity, Town Gas, Steam And Hot Water	3	241,951.60
		3,564	10,231,355.72
Total number of orders & contracts raised during 2010:			434

ITU Rank	Group of Goods/Services	No. of PO's	Value (USD)
1	Other service agreement Total	27	2,367,700.07
2	Purchase IT equipment Total	126	1,534,013.42
3	Rental - Computer systems Total *	41	1,359,702.58
4	Maintenance - Furniture & Buildings Total	179	1,174,562.20
5	Subcontract UIT-D Total	17	889,163.32
6	Purchase computer software Total	49	765,518.10
7	Paper nomenclature Total	5	505,048.32
8	External services - Marketing Total	9	459,225.68
9	Purchase material construction (invest.) Total	51	335,749.00
10	External services - Advertising Total	10	296,632.17
		514	9,687,314.85
Total number of orders & contracts raised during 2010:			1,436

Top Ten Items (Goods and Services) Procured by Agency During 2010

UN Agency

OPCW		No. of	
Rank	Group of Goods/Services	PO's	Value (USD)
1	Leasing Or Rental Services	17	2,935,051.10
2	General Building Maintenance	24	464,263.87
3	Public Utilities	6	281,205.14
4	Telecommunications	3	261,791.06
5	Measuring, Checking And Testing Ins	8	259,721.21
6	Training	136	249,485.32
7	Computer Related Services N.E.C.	18	207,057.19
8	General Management Services	6	203,348.54
9	Operations, Maintenance And Support	19	173,029.33
10	Maintenance And Repair Services	40	167,549.88
		277	5,202,502.64
Total number of orders & contracts raised during 2010:		771	

PAHO		No. of	
Rank	Group of Goods/Services	PO's	Value (USD)
1	Vaccines	1,010	474,676,647.85
2	Pharmaceuticals (includes Animal vaccines)	356	23,595,403.00
3	Insecticides/Pesticides S&E	26	10,060,436.00
4	Business Services	318	10,041,509.00
5	Diagnostic Kits, Reagents	357	7,374,496.00
6	Needles/Syringes	170	3,984,732.00
7	Lab/hospital equipment, S&E	238	3,009,832.00
8	Technical Services	24	2,571,219.86
9	Computer S&E	139	1,321,328.00
10	Cold Chain equipment	52	870,369.00
		2,690	537,505,972.71
Total number of orders & contracts raised during 2010:		3,740	

UNDP		No. of	
Rank	Group of Goods/Services	PO's	Value (USD)
1	HR, consultants and project staff		438,336,770.19
2	Travel		142,655,403.98
3	Construction, engineering and architectural services		123,985,245.18
4	General & Project management services/consultancy		116,194,076.03
5	Procurement Services		76,275,143.72
6	Transport services		71,052,415.31
7	IT equipm. & software		60,072,270.59
8	Motor Vehicles & parts, incl. other transport equipm.		49,876,224.39
9	Leasing or Rental Services		49,744,004.48
10	IT services		48,654,249.89
			1,176,845,803.76
Total number of orders & contracts raised during 2010:			

UNECA		No. of	
Rank	Group of Goods/Services	PO's	Value (USD)
1	Construction Works	10	3,869,571.10
2	Computer Hardware	9	842,219.55
3	Medicines	106	482,950.81
4	Office Supplies & Stationery	24	365,552.93
5	Computer Supplies	5	316,685.11
6	Electrical Equipment	31	292,297.96
7	Customs Clearance & Related Services	6	180,000.00
8	Computer Software	10	166,683.11
9	Communications Equipment	13	162,734.79
10	Cleaning/ Sanitary Supplies	4	119,600.15
		218	6,798,295.51
Total number of orders & contracts raised during 2010:		502	

UNESCO		No. of	
Rank	Group of Goods/Services	PO's	Value (USD)
1	Services for project implementation		79,425,291.26
2	Conferences, seminars, meetings		19,379,971.89
3	General building maintenance & repair		13,890,314.36
4	Research Contracts		11,464,084.44
5	Other goods - misc		6,942,627.65
6	ICT hardware		6,418,591.99
7	Other services - misc		5,524,028.69
8	Document production		5,254,987.86
9	Training related		5,142,110.33
10	Surveys management contracts		4,445,272.13
			157,887,280.61
Total number of orders & contracts raised during 2010:			

Top Ten Items (Goods and Services) Procured by Agency During 2010

UN Agency

UNFPA		No. of	
Rank	Group of Goods/Services	PO's	Value (USD)
1	Pharmaceuticals		90,954,538.16
2	HR, consultants and project staff		90,889,426.54
3	Travel services		45,897,110.69
4	Medical, Lab. & Hospital equipm.		29,559,783.78
5	Conferences, workshops & training		16,504,699.30
6	Leasing and rental services		14,655,795.32
7	Transport services		12,724,693.89
8	Motor Vehicles & parts, incl. other transport equipm.		12,007,576.51
9	Printing, publishing services		11,351,333.62
10	Furniture		7,877,246.53
			332,422,204.35

Total number of orders & contracts raised during 2010:

UNHCR		No. of	
Rank	Group of Goods/Services	PO's	Value (USD)
1	Tents	45	55,910,582.65
2	Fuel, Diesel	527	12,742,619.13
3	Plastic, Tarpaulins	46	12,098,097.62
4	Kitchen Set, Type B	58	9,966,318.59
5	Blanket, High Thermal Fleece	45	8,912,717.57
6	Mattress, Foam	24	5,782,392.91
7	Mosquito Net	34	5,656,240.25
8	Quilt (30 Pcs Per Bale)	7	5,380,231.35
9	Transport Arrangements	1,518	15,798,923.40
10	Lease/Rental of Property/Building	787	15,047,948.96
		3,091	147,296,072.43

Total number of orders & contracts raised during 2010:

UNICEF		No. of	
Rank	Group of Goods/Services	PO's	Value (USD)
1	Vaccines/Biologicals		757,101,769.99
2	Pharmaceuticals		203,784,054.34
3	Construction		138,000,000.00
4	Nutrition		116,761,816.46
5	Bednets/Insecticides/Household Technology		116,034,939.24
6	Water and Sanitation		88,253,443.79
7	Education Supplies		71,784,200.88
8	Printing		67,721,246.14
9	IT & Office Supplies		46,185,348.32
10	Transport		43,220,989.85
			1,648,847,809.01

Total number of orders & contracts raised during 2010:

33,660

UNIDO		No. of	
Rank	Group of Goods/Services	PO's	Value (USD)
1	Environmental Protection		15,003,038.28
2	ODS Phase Out Equipment		8,840,197.73
3	Management		4,859,912.55
4	Engineering Services and Construction		4,456,073.60
5	Energy Policy and Management		3,411,243.10
6	Measuring, Testing and Checking Instruments		3,109,840.20
7	Laboratory Equipment		3,039,399.85
8	Furniture and other Transportable Goods		2,879,806.24
9	Basic Chemicals, Hydrogen		2,474,863.32
10	Machinery, General Purpose		2,342,235.78
			50,416,610.65

Total number of orders & contracts raised during 2010:

UNOG		No. of	
Rank	Group of Goods/Services	PO's	Value (USD)
1	Travel & Subsistence Expenses		27,820,880.00
2	Building & machinery maintenance		13,222,063.25
3	Leasing & rental services		12,236,088.00
4	IT equipm. & software; office machinery		4,553,697.35
5	IT services		4,480,993.46
6	Motor Vehicles & parts, incl. other transport equipm.		4,168,389.92
7	Communications services		3,397,144.46
8	Transport services		2,944,393.76
9	Construction, engineering and architectural services		2,934,183.15
10	Legal services		1,139,919.51
			76,897,752.87

Total number of orders & contracts raised during 2010:

2,277

Top Ten Items (Goods and Services) Procured by Agency During 2010

UN Agency

UNON		No. of	
Rank	Group of Goods/Services	PO's	Value (USD)
1	Construction		2,662,288.61
2	Maintenance & Repair Services		2,089,053.37
3	Furniture		1,878,370.45
4	Transport Equipment		1,723,192.99
5	Financial Services & Insurance		1,498,732.62
6	Tourism & Related Services		1,390,722.02
7	Communications services		1,176,551.84
8	Electric motors, boards, panels, wires		1,103,355.06
9	Fabricated Metal Products, Except Machinery & Equipment		1,092,562.21
10	Books, paper, office stationery & supplies		1,014,574.43
Total number of orders & contracts raised during 2010:			1,756

UNOPS		No. of	
Rank	Group of Goods/Services	PO's	Value (USD)
1	Construction, engineering and architectural services		268,043,294.90
2	IT equipm. & software		201,168,844.30
3	Motor vehicles & parts, incl. other transport equipm.		107,002,639.23
4	Politics, humanitarian assistance & mine action services		101,769,187.31
5	Medical, lab & surveillance equipm.		79,352,982.70
6	Pharmaceuticals		30,657,372.42
7	Bednets, uniforms, a.o. textiles		18,753,955.38
8	Transport services		17,937,907.36
9	Travel & Subsistence Expenses		17,441,842.78
10	Environmental management & protection		15,830,387.67
Total number of orders & contracts raised during 2010:			26,189

UNOV		No. of	
Rank	Group of Goods/Services	PO's	Value (USD)
1	Radio and Television receivers, recording, reproducing and amplifying equip.	24	1,437,242.75
2	Computers and Accessories	149	687,590.75
3	Leasing or rental services	24	594,589.25
4	Software and hardware	77	517,856.47
5	Security and Safety equipment	51	512,041.97
6	Office supplies	19	400,982.69
7	Telecommunications	24	292,790.91
8	Printing	52	280,139.47
9	Equipment and accessories for electronic data processing (EDP)	105	273,317.78
10	Service industries	24	231,747.80
Total number of orders & contracts raised during 2010:			1,521

UN-PD		No. of	
Rank	Group of Goods/Services	PO's	Value (USD)
1	Transport services, mainly air		1,101,422,636.74
2	Construction, engineering and architectural services		480,424,798.70
3	Petroleum & fuel products		204,845,722.74
4	Food products, beverage		174,076,378.74
5	Leasing or rental services		114,373,821.73
6	Motor vehicles & parts, incl. other transport equipm.		80,562,242.88
7	Building & machinery maintenance & repair		79,647,288.13
8	IT equipment & software		78,557,922.08
9	Financial services and insurance		71,532,279.09
10	IT services		67,611,504.58
Total number of orders & contracts raised during 2010:			2,453,054,595.41

UNRWA		No. of	
Rank	Group of Goods/Services	PO's	Value (USD)
1	Food products, beverage		64,566,057.64
2	Construction, engineering & architectural services		45,151,194.16
3	Pharmaceuticals & vaccines		15,270,751.12
4	Agriculture & forestry products		14,484,863.93
5	Books, paper, office stationery & supplies		13,572,155.92
6	Health control, disease prevention		9,631,793.59
7	IT equipment & software		6,270,635.22
8	Petroleum & fuel products		4,762,165.90
9	Furniture a.o. transportable goods		4,076,100.16
10	Medical, lab & surveillance equipm.		3,878,678.12
Total number of orders & contracts raised during 2010:			7,968

Top Ten Items (Goods and Services) Procured by Agency During 2010

UN Agency

Rank	Group of Goods/Services	No. of PO's	Value (USD)
1	HR, consultants and project staff		1,082,469.55
2	IT services		56,735.26
3	Legal services		19,710.91
4	Electrical Energy		16,425.76
5	Communications services		13,140.60
6	Insurance and pension fund services		13,140.60
7	Building & machinery maintenance & repair		9,968.59
8	Catering Services		7,227.33
9	Books, brochures & paper		6,570.30
10	Various fees		4,599.21
			1,229,988.12

Total number of orders & contracts raised during 2010:

Rank	Group of Goods/Services	No. of PO's	Value (USD)
1	Insurance		8,684,657.01
2	Security services		1,646,913.99
3	Travel		1,441,151.38
4	Building & machinery maintenance & repair		988,821.00
5	HR, consultants and project staff		862,745.73
6	Communications services		458,581.82
7	IT services		395,537.00
8	Service industries		249,881.00
9	IT equipm. & software		178,932.00
10	Training		140,919.03
			15,048,139.96

Total number of orders & contracts raised during 2010:

133

Rank	Group of Goods/Services	No. of PO's	Value (USD)
1	It equipment	7	246,750.00
2	Motor vehicles & parts incl. other transport equipment	3	101,651.00
3	Shelter and anchorage	1	84,874.00
4	Office stationery & suppliers	4	74,161.00
5	Other goods	9	322,628.00
6			
7			
8			
9			
10			
		24	830,064.00

Total number of orders & contracts raised during 2010:

24

Rank	Group of Goods/Services	No. of PO's	Value (USD)
1	Food		1,250,049,747.12
2	Transport & Logistics		1,042,307,522.15
3	Other services		223,653,492.47
4	Other goods		201,703,868.30
5			
6			
7			
8			
9			
10			
			2,717,714,630.04

Total number of orders & contracts raised during 2010:

Rank	Group of Goods/Services	No. of PO's	Value (USD)
1	Pharmaceuticals, vaccines, diagnostic tests		38,737,619.34
2	IT equipment & software, stationery		24,093,839.17
3	Laboratory equipment & supplies		13,973,879.34
4	Hospital equipment & supplies		11,601,623.92
5	Vehicles & spares		8,352,140.13
6	Environmental (various equipment)		7,661,927.66
7	Insecticides and related		5,480,947.88
8	Motorcycles & spares		1,246,147.15
9			
10			
			111,148,124.59

Total number of orders & contracts raised during 2010:

Top Ten Items (Goods and Services) Procured by Agency During 2010

UN Agency

WIPO		No. of	
Rank	Group of Goods/Services	PO's	Value (USD)
1	Construction, engineering & architectural services		50,744,580.52
2	Leasing & rental services		17,849,082.53
3	Translation		15,379,782.77
4	IT services		14,941,182.73
5	Security services		6,513,183.66
6	Building & machinery maintenance & repair		6,376,623.69
7	National administration		3,213,003.69
8	Finance & insurance		2,952,150.91
9	Product related services		2,938,435.69
10	IT equipment & software		2,813,577.16
			123,721,603.35

Total number of orders & contracts raised during 2010:

WMO		No. of	
Rank	Group of Goods/Services	PO's	Value (USD)
1	Meteorological radar equipment	2	2,832,772.00
2	IT services	35	1,057,483.00
3	Consultancy services	23	672,356.00
4	Energy supply services	5	640,985.00
5	Automatic Weather Stations	5	607,961.00
6	IT Equipment, software and licences	68	552,872.00
7	Meteorological and Hydrometeorological equipment	9	541,314.00
8	Maintenance of installations	32	499,884.00
9	Upper-air stations, hydrogen generators and consumables	15	407,362.00
10	Cleaning services	6	375,385.00
		200	8,188,374.00

Total number of orders & contracts raised during 2010:

454

WTO		No. of	
Rank	Group of Goods/Services	PO's	Value (USD)
1	Health Insurance services		1,303,936.28
2	Travel Services		903,340.28
3	Printing Services		327,868.55
4	Security Services		214,663.96
5	Telecommunication Services		197,476.24
6	Consulting Services		149,677.12
7	Cleaning services		114,451.69
8	Public utilities, Electricity		89,593.39
9	Exhibition Services		38,432.32
10	Office equipment		27,410.42
			3,366,850.25

Total number of orders & contracts raised during 2010:



Agency share by category of goods and services

Agency Share by Category of Goods and Services: 2010

Goods & services procured by UN agency	Totals	ECA		ECLAC		ESCAP		ESCWA		FAO		IAEA	
	In USD 1000	USD 1000	% of total	USD 1000	% of total	USD 1000	% of total	USD 1000	% of total	USD 1000	% of total	USD 1000	% of total
GOODS													
Agricultural & forestry products	34,502			2.5	0.0%					14,420.7	41.8%		
Audio visual equipment	23,515			24.2	0.1%			3.5	0.0%			364.4	1.5%
Beverages	3,288							13.0	0.4%				
Books, paper, office stationery & supplies	223,964	617.6	0.3%	83.8	0.0%	75.6	0.0%	22.0	0.0%			1,014.6	0.5%
Cements, bricks, doors, windows for construction	43,770			24.1	0.1%							44.7	0.1%
Chemicals, incl. explosives, fertilisers, insecticides, resins	169,729			12.4	0.0%					26,508.1	15.6%	1,672.9	1.0%
Computer & IT equipment, incl. software	481,143	1,059.2	0.2%	660.2	0.1%	1,511.9	0.3%	185.7	0.0%			14,083.0	2.9%
Construction & agricultural machinery & machine tools	20,091											528.3	2.6%
Detergents, reagents, toners, a.o. chemicals	23,717			18.9	0.1%							156.6	0.7%
Electric motors, generators a.o. electrical equipment	124,851	292.3	0.2%	147.6	0.1%	51.5	0.0%	11.7	0.0%			5,352.5	4.3%
Equipment for gymnasiums, schools	2,921			5.7	0.2%							23.7	0.8%
Food products	1,622,620			2.7	0.0%					13,838.2	0.9%		
Footwear, luggage a.o. leather items	7,908	54.9	0.7%	2.7	0.0%			3.3	0.0%			58.6	0.7%
Furniture	65,032	118.7	0.2%	554.5	0.9%	65.9	0.1%	46.7	0.1%			680.8	1.0%
Hand tools a.o. fabricated metal products	47,523			191.9	0.4%			1.8	0.0%	3,529.9	7.4%	619.0	1.3%
Inorganic minerals (e.g. sands, stone, asphalt)	17,242			0.3	0.0%							11.8	0.1%
Iron, steel & metal products	8,341			1.7	0.0%							13.0	0.2%
Machinery for food & textile industry	10,333	11.7	0.1%	2.0	0.0%							119.6	1.2%
Machinery, special purpose, incl. ODS	18,689			12.1	0.1%							1,182.9	6.3%
Measuring & photographic instruments (police, lab etc.)	37,175			4.5	0.0%							17,272.0	46.5%
Medical, lab. & hospital equipment	329,374	109.6	0.0%	9.3	0.0%			7.2	0.0%			18,724.5	5.7%
Motor Vehicles & parts, incl. other transport equipm.	304,255	37.3	0.0%	20.2	0.0%	38.6	0.0%					571.5	0.2%
Office machinery, copiers etc.	17,430	319.1	1.8%	2.0	0.0%	40.8	0.2%	23.8	0.1%			55.5	0.3%
Petroleum & fuel products	248,791	333.0	0.1%					5.0	0.0%			522.9	0.2%
Pharmaceuticals & vaccines	1,700,749	487.0	0.0%	16.9	0.0%	24.6	0.0%	12.8	0.0%			125.2	0.0%
Prefabricated Buildings	66,389			13.7	0.0%								
Pumps, engines, lifting & cold chain equipment	154,682	17.2	0.0%	328.7	0.2%	29.9	0.0%	14.6	0.0%			586.3	0.4%
Rubber & plastic incl. tyres, tubes, pipes, safety gear, etc.	21,729			19.7	0.1%			0.5	0.0%			492.4	2.3%
Security & safety equipment	31,276	10.6	0.0%	155.2	0.5%	171.8	0.5%	51.5	0.2%			1,686.6	5.4%
Telecommunications equipment, incl. radio & satellite	109,132	163.2	0.1%	62.6	0.1%			4.6	0.0%			593.1	0.5%
Textiles, incl. clothing, tents, bed nets & various camping items	213,959	14.9	0.0%	119.1	0.1%			18.0	0.0%			31.9	0.0%
Wood, timber for shelters etc. a.o. wooden items	21,105			79.7	0.4%							53.3	0.3%
Other goods	224,540					298.5	0.1%	12.9	0.0%				

Agency Share by Category of Goods and Services: 2010

Goods & services procured by UN agency	Totals	ECA		ECLAC		ESCAP		ESCWA		FAO		IAEA	
	In USD 1000	USD 1000	% of total	USD 1000	% of total	USD 1000	% of total	USD 1000	% of total	USD 1000	% of total	USD 1000	% of total
		SERVICES											
Agriculture and forestry	16,715									2,344.2	14.0%	3.5	0.0%
Building & machinery maintenance & repair	222,414	234.3	0.1%	1,055.0	0.5%	761.7	0.3%	303.0	0.1%	6,070.6	2.7%	5,244.6	2.4%
Communications services	117,386			628.9	0.5%	194.1	0.2%	176.9	0.2%	3,269.2	2.8%	446.5	0.4%
Computer & IT services	190,057	32.0	0.0%	568.3	0.3%			631.0	0.3%	5,317.7	2.8%	5,345.2	2.8%
Conference organizing & catering services	95,678			168.5	0.2%	216.8	0.2%					14.6	0.0%
Construction, engineering and architectural services	1,152,498	3,869.6	0.3%	1,083.4	0.1%	1,067.3	0.1%			6,373.5	0.6%	46,232.1	4.0%
Education	15,669											36.2	0.2%
Energy resources	21,311											527.7	2.5%
Environmental management & protection	58,998			10.6	0.0%							1,392.0	2.4%
Financial services, insurance, accountancy/audit	156,896			28.2	0.0%			5.6	0.0%			57.8	0.0%
Health control, disease prevention	64,264			4.6	0.0%							81.2	0.1%
HR, consultants and project staff	547,492					1,274.9	0.2%	34.2	0.0%			109.2	0.0%
Humanitarian aid and disaster prevention	13,782											3.1	0.0%
Leasing & rental services	249,083			1,500.5	0.6%			19.2	0.0%			1,778.9	0.7%
Legal services, incl. contracts mgmnt	51,557												
Management services & consultancy	340,141	52.9	0.0%	73.5	0.0%			35.5	0.0%			775.6	0.2%
Politics, peace keeping and mine action services	123,559											314.8	0.3%
Printing, publishing services	105,470	119.4	0.1%	649.7	0.6%	253.6	0.2%	85.0	0.1%			450.5	0.4%
Product related services	9,160			2.3	0.0%							1,587.5	17.3%
Public utilities, water, electricity supply	27,599			2.7	0.0%							35.9	0.1%
Research, development and quality control	40,917			1.8	0.0%							229.1	0.6%
Security services	75,702			64.2	0.1%							242.1	0.3%
Social & population science, translation	85,369			10.0	0.0%							8.8	0.0%
Technical studies	45,592	27.7	0.1%									1,147.4	2.5%
Trade & business services	164,490	180.0	0.1%	101.3	0.1%			2.3	0.0%			54.5	0.0%
Training	95,449			154.3	0.2%			135.6	0.1%	2,085.5	2.2%	2,349.5	2.5%
Transport services	2,385,520	43.6	0.0%	95.3	0.0%			7.8	0.0%	11,892.2	0.5%	4,050.7	0.2%
Travel, hotel & tourism (incl. DSA)	368,214			88.6	0.0%							5,798.2	1.6%
Urban, rural & regional development	44,013											603.1	1.4%
Other services	242,475					1,813.2	0.7%						
Total goods & services by agency	13,557,238	8,206	0.1%	8,870	0.1%	7,891	0.1%	1,875	0.0%	95,650	0.6%	145,562	1.0%
UN grand total *	14,765,137												

*The UN grand total is not the total of the values listed in the above column. Data by category was not available from all submitting agencies.

Agency Share by Category of Goods and Services: 2010

Goods & services procured by UN agency	Totals	IFAD		ILO		INSTRAW		ITC		ITU		OPCW	
	In USD 1000	USD 1000	% of total	USD 1000	% of total	USD 1000	% of total	USD 1000	% of total	USD 1000	% of total	USD 1000	% of total
		GOODS											
Agricultural & forestry products	34,502							0.8	0.0%				
Audio visual equipment	23,515	122.3	0.5%	48.2	0.2%								
Beverages	3,288												
Books, paper, office stationery & supplies	223,964	7.3	0.0%	2,437.8	1.1%	5.1	0.0%	84.8	0.0%	1,093.7	0.5%		
Cements, bricks, doors, windows for construction	43,770									336.3	0.8%		
Chemicals, incl. explosives, fer ilisers, insecticides, resins	169,729												
Computer & IT equipment, incl. software	481,143	492.2	0.1%	2,319.1	0.5%	25.1	0.0%	376.7	0.1%	2,746.0	0.6%	185.5	0.0%
Construction & agricultural machinery & machine tools	20,091			701.5	3.5%								
Detergents, reagents, toners, a.o. chemicals	23,717			61.9	0.3%	0.4	0.0%			111.4	0.5%		
Electric motors, generators a.o. electrical equipment	124,851			143.7	0.1%	0.9	0.0%						
Equipment for gymnasiums, schools	2,921												
Food products	1,622,620												
Footwear, luggage a.o. leather items	7,908					0.2	0.0%						
Furniture	65,032	54.6	0.1%	150.2	0.2%	11.0	0.0%	168.3	0.3%	305.8	0.5%		
Hand tools a.o. fabricated metal products	47,523	35.2	0.1%	15.4	0.0%	0.8	0.0%						
Inorganic minerals (e.g. sands, stone, asphalt)	17,242												
Iron, steel & metal products	8,341												
Machinery for food & textile industry	10,333			0.7	0.0%								
Machinery, special purpose, incl. ODS	18,689			509.0	2.7%			41.7	0.2%				
Measuring & photographic instruments (police, lab etc.)	37,175			4.2	0.0%							242.3	0.7%
Medical, lab. & hospital equipment	329,374			4.7	0.0%								
Motor Vehicles & parts, incl. other transport equipm.	304,255	86.6	0.0%	2,650.6	0.9%			6.5	0.0%	37.7	0.0%		
Office machinery, copiers etc.	17,430	44.7	0.3%	312.9	1.8%					155.5	0.9%		
Petroleum & fuel products	248,791			0.4	0.0%	7.1	0.0%	10.4	0.0%				
Pharmaceuticals & vaccines	1,700,749												
Prefabricated Buildings	66,389												
Pumps, engines, lifting & cold chain equipment	154,682	15.3	0.0%	20.8	0.0%								
Rubber & plastic incl. tyres, tubes, pipes, safety gear, etc.	21,729					0.6	0.0%					89.8	0.4%
Security & safety equipment	31,276	11.6	0.0%	8.2	0.0%								
Telecommunications equipment, incl. radio & satellite	109,132	19.4	0.0%	18.6	0.0%			42.0	0.0%				
Textiles, incl. clothing, tents, bed nets & various camping items	213,959	18.4	0.0%	12.9	0.0%	2.0	0.0%	4.4	0.0%	26.3	0.0%		
Wood, timber for shelters etc. a.o. wooden items	21,105			1.5	0.0%								
Other goods	224,540									0.2	0.0%		

Agency Share by Category of Goods and Services: 2010

Goods & services procured by UN agency	Totals	IFAD		ILO		INSTRAW		ITC		ITU		OPCW	
	In USD 1000	USD 1000	% of total	USD 1000	% of total	USD 1000	% of total	USD 1000	% of total	USD 1000	% of total	USD 1000	% of total
		SERVICES											
Agriculture and forestry	16,715												
Building & machinery maintenance & repair	222,414	3,151.3	1.4%	11,810.7	5.3%	6.8	0.0%	512.8	0.2%	3,546.0	1.6%	491.7	0.2%
Communications services	117,386	2,225.5	1.9%	1,092.3	0.9%			199.7	0.2%	26.4	0.0%	209.7	0.2%
Computer & IT services	190,057	2,784.9	1.5%	9,419.5	5.0%			1,060.9	0.6%	102.1	0.1%	243.5	0.1%
Conference organizing & catering services	95,678	1,064.7	1.1%	299.6	0.3%	0.5	0.0%	409.6	0.4%				
Construction, engineering and architectural services	1,152,498	33.1	0.0%	1,795.2	0.2%					46.0	0.0%		
Education	15,669			640.8	4.1%								
Energy resources	21,311												
Environmental management & protection	58,998												
Financial services, insurance, accountancy/audit	156,896	6,899.4	4.4%	6,263.8	4.0%			11.7	0.0%	0.4	0.0%		
Health control, disease prevention	64,264	239.5	0.4%										
HR, consultants and project staff	547,492	279.7	0.1%	890.4	0.2%			105.3	0.0%				
Humanitarian aid and disaster prevention	13,782			10.0	0.1%								
Leasing & rental services	249,083	9,192.6	3.7%	2,231.8	0.9%	6.0	0.0%	1,552.4	0.6%	1,459.1	0.6%	2,874.9	1.2%
Legal services, incl. contracts mgmnt	51,557	169.2	0.3%										
Management services & consultancy	340,141	200.4	0.1%	1,256.1	0.4%			86.9	0.0%	223.6	0.1%	173.2	0.1%
Politics, peace keeping and mine action services	123,559												
Printing, publishing services	105,470	1,621.0	1.5%	2,790.4	2.6%	25.9	0.0%	165.2	0.2%	515.6	0.5%	32.0	0.0%
Product related services	9,160					3.2	0.0%	58.0	0.6%	531.5	5.8%		
Public utilities, water, electricity supply	27,599	1,650.5	6.0%	2,354.4	8.5%			242.0	0.9%			263.0	1.0%
Research, development and quality control	40,917			2.1	0.0%								
Security services	75,702	1,058.3	1.4%	852.4	1.1%								
Social & population science, translation	85,369			16,497.0	19.3%			140.1	0.2%	21.2	0.0%		
Technical studies	45,592	300.0	0.7%	8,127.7	17.8%								
Trade & business services	164,490	130.2	0.1%	249.6	0.2%			791.6	0.5%				
Training	95,449	1,474.9	1.5%	12,625.3	13.2%			40.4	0.0%	48.9	0.1%	153.0	0.2%
Transport services	2,385,520	447.3	0.0%	2,096.3	0.1%			12.2	0.0%	17.3	0.0%	36.0	0.0%
Travel, hotel & tourism (incl. DSA)	368,214	136.0	0.0%	8,205.0	2.2%	3.9	0.0%	5,367.7	1.5%				
Urban, rural & regional development	44,013	13,126.6	29.8%										
Other services	242,475									1,182.6	0.5%		
Total goods & services by agency	13,557,238	47,093	0.3%	98,933	0.7%	99	0.0%	11,492	0.1%	12,533	0.1%	4,995	0.0%
UN grand total *	14,765,137												

*The UN grand total is not the total of the values listed in the above column. Data by category was not available from all submitting agencies.

Agency Share by Category of Goods and Services: 2010

Goods & services procured by UN agency	Totals	PAHO		UNDP		UNESCO		UNFPA		UNHCR	
	In USD 1000	USD 1000	% of total	USD 1000	% of total	USD 1000	% of total	USD 1000	% of total	USD 1000	% of total
GOODS											
Agricultural & forestry products	34,502			3,643.4	10.6%					1,164.5	3.4%
Audio visual equipment	23,515			5,070.5	21.6%	7,059.1	30.0%	893.0	3.8%	445.5	1.9%
Beverages	3,288			17.2	0.5%					743.4	22.6%
Books, paper, office stationery & supplies	223,964	267.9	0.1%	11,609.5	5.2%	8,376.4	3.7%	11,482.7	5.1%	4,337.7	1.9%
Cements, bricks, doors, windows for construction	43,770			1,081.2	2.5%					22,519.0	51.4%
Chemicals, incl. explosives, fertilisers, insecticides, resins	169,729	10,060.4	5.9%	4,156.0	2.4%					11.0	0.0%
Computer & IT equipment, incl. software	481,143	1,555.0	0.3%	60,072.3	12.5%	12,837.2	2.7%	7,939.2	1.7%	8,232.1	1.7%
Construction & agricultural machinery & machine tools	20,091			3,370.6	16.8%					771.9	3.8%
Detergents, reagents, toners, a.o. chemicals	23,717			3,991.9	16.8%			3,349.9	14.1%	6,755.7	28.5%
Electric motors, generators a.o. electrical equipment	124,851			17,830.6	14.3%			1,737.5	1.4%	5,289.9	4.2%
Equipment for gymnasiums, schools	2,921			621.6	21.3%					372.4	12.7%
Food products	1,622,620			777.9	0.0%					4,962.1	0.3%
Footwear, luggage a.o. leather items	7,908			555.1	7.0%					232.5	2.9%
Furniture	65,032			19,143.7	29.4%	4,255.8	6.5%	7,054.7	10.8%	3,443.1	5.3%
Hand tools a.o. fabricated metal products	47,523			7,254.5	15.3%					1,434.8	3.0%
Inorganic minerals (e.g. sands, stone, asphalt)	17,242			344.1	2.0%						
Iron, steel & metal products	8,341			971.9	11.7%						
Machinery for food & textile industry	10,333			1,632.5	15.8%					1,363.1	13.2%
Machinery, special purpose, incl. ODS	18,689			4,572.9	24.5%						
Measuring & photographic instruments (police, lab etc.)	37,175			1,460.1	3.9%					48.6	0.1%
Medical, lab. & hospital equipment	329,374	14,369.1	4.4%	46,326.3	14.1%			22,920.6	7.0%	8,852.7	2.7%
Motor Vehicles & parts, incl. other transport equipm.	304,255	350.2	0.1%	50,654.7	16.6%	3,560.4	1.2%	12,007.6	3.9%	25,279.2	8.3%
Office machinery, copiers etc.	17,430	866.1	5.0%	7,439.1	42.7%			279.1	1.6%	1,683.0	9.7%
Petroleum & fuel products	248,791			7,517.3	3.0%					19,688.0	7.9%
Pharmaceuticals & vaccines	1,700,749	498,272.1	29.3%	59,183.5	3.5%			85,365.5	5.0%	739.2	0.0%
Prefabricated Buildings	66,389			1,449.3	2.2%			228.4	0.3%	2,355.7	3.5%
Pumps, engines, lifting & cold chain equipment	154,682			3,125.7	2.0%			202.9	0.1%	2,109.4	1.4%
Rubber & plastic incl. tyres, tubes, pipes, safety gear, etc.	21,729			1,287.6	5.9%					4,046.8	18.6%
Security & safety equipment	31,276			7,717.5	24.7%			1,985.2	6.3%	1,967.7	6.3%
Telecommunications equipment, incl. radio & satellite	109,132			28,305.8	25.9%			1,241.2	1.1%	6,217.3	5.7%
Textiles, incl. clothing, tents, bed nets & various camping items	213,959			12,895.7	6.0%					108,749.8	50.8%
Wood, timber for shelters etc. a.o. wooden items	21,105			722.7	3.4%					614.1	2.9%
Other goods	224,540	156.7	0.1%			13,885.3	6.2%				

Agency Share by Category of Goods and Services: 2010

Goods & services procured by UN agency	Totals	PAHO		UNDP		UNESCO		UNFPA		UNHCR	
	In USD 1000	USD 1000	% of total	USD 1000	% of total	USD 1000	% of total	USD 1000	% of total	USD 1000	% of total
		SERVICES									
Agriculture and forestry	16,715			11,160.8	66.8%						
Building & machinery maintenance & repair	222,414	420.9	0.2%	31,993.2	14.4%	27,780.6	12.5%	3,440.5	1.5%	15,327.9	6.9%
Communications services	117,386	440.9	0.4%	47,072.4	40.1%			3,694.5	3.1%	13,824.8	11.8%
Computer & IT services	190,057	785.5	0.4%	48,654.2	25.6%	3,826.4	2.0%	3,300.3	1.7%	15,187.8	8.0%
Conference organizing & catering services	95,678			36,566.3	38.2%	38,759.9	40.5%	6,281.2	6.6%		
Construction, engineering and architectural services	1,152,498	107.0	0.0%	125,341.3	10.9%			18,503.0	1.6%	777.1	0.1%
Education	15,669			12,835.7	81.9%			1,675.5	10.7%		
Energy resources	21,311			5,273.5	24.7%						
Environmental management & protection	58,998			13,019.2	22.1%						
Financial services, insurance, accountancy/audit	156,896	46.6	0.0%	34,151.5	21.8%			3,308.8	2.1%	7,889.0	5.0%
Health control, disease prevention	64,264	204.0	0.3%	30,351.1	47.2%					2,222.0	3.5%
HR, consultants and project staff	547,492	16,461.3	3.0%	440,896.3	80.5%			74,349.3	13.6%		
Humanitarian aid and disaster prevention	13,782			13,571.1	98.5%						
Leasing & rental services	249,083	672.8	0.3%	49,744.0	20.0%	4,456.3	1.8%	12,018.0	4.8%		
Legal services, incl. contracts mgmt	51,557	102.0	0.2%	41,394.2	80.3%			534.0	1.0%		
Management services & consultancy	340,141			116,194.1	34.2%	167,741.1	49.3%				
Politics, peace keeping and mine action services	123,559			20,323.1	16.4%						
Printing, publishing services	105,470	121.6	0.1%	42,742.3	40.5%	10,510.0	10.0%	14,655.9	13.9%	12,596.0	11.9%
Product related services	9,160			2,570.2	28.1%			270.4	3.0%		
Public utilities, water, electricity supply	27,599			3,987.4	14.4%			4,266.8	15.5%	1,933.7	7.0%
Research, development and quality control	40,917			13,936.0	34.1%	22,928.2	56.0%	1,360.1	3.3%	834.0	2.0%
Security services	75,702			30,100.0	39.8%			851.6	1.1%	12,213.8	16.1%
Social & population science, translation	85,369	20.6	0.0%	31,451.9	36.8%	5,380.2	6.3%	489.8	0.6%	6,420.6	7.5%
Technical studies	45,592	3,071.2	6.7%	23,756.8	52.1%	5,659.2	12.4%			69.0	0.2%
Trade & business services	164,490	10,638.5	6.5%	96,257.4	58.5%			232.5	0.1%	42,560.6	25.9%
Training	95,449	139.5	0.1%	26,506.8	27.8%	10,284.2	10.8%	11,524.4	12.1%	8,462.9	8.9%
Transport services	2,385,520	22,000.3	0.9%	71,689.6	3.0%	6,666.8	0.3%	12,261.8	0.5%	33,137.7	1.4%
Travel, hotel & tourism (incl. DSA)	368,214	224.5	0.1%	186,074.2	50.5%			52,188.6	14.2%	4,919.1	1.3%
Urban, rural & regional development	44,013			26,387.3	60.0%						
Other services	242,475					11,048.1	4.6%				
Total goods & services by agency	13,557,238	581,355	3.9%	2,008,805	13.6%	365,015	2.5%	381,894	2.6%	422,806	2.9%
UN grand total *	14,765,137										

*The UN grand total is not the total of the values listed in the above column. Data by category was not available from all submitting agencies.

Agency Share by Category of Goods and Services: 2010

Goods & services procured by UN agency	Totals	UNICEF		UNIDO		UNOG		UNON		UNOPS		UNOV	
	In USD 1000	USD 1000	% of total	USD 1000	% of total	USD 1000	% of total	USD 1000	% of total	USD 1000	% of total	USD 1000	% of total
GOODS													
Agricultural & forestry products	34,502			289.7	0.8%	29.0	0.1%			250.0	0.7%		
Audio visual equipment	23,515			129.5	0.6%	234.0	1.0%			1,629.7	6.9%		
Beverages	3,288					0.3	0.0%	52.2	1.6%	40.4	1.2%		
Books, paper, office stationery & supplies	223,964	143,028.0	63.9%	1,565.5	0.7%	1,026.1	0.5%	1,014.6	0.5%	8,223.6	3.7%	242.3	0.1%
Cements, bricks, doors, windows for construction	43,770			160.1	0.4%	11.5	0.0%	272.3	0.6%	2,054.5	4.7%		
Chemicals, incl. explosives, fer ilisers, insecticides, resins	169,729	116,034.9	68.4%	2,474.9	1.5%	2.7	0.0%	14.0	0.0%	673.5	0.4%		
Computer & IT equipment, incl. software	481,143	46,185.3	9.6%	735.3	0.2%	4,529.7	0.9%	2,330.0	0.5%	201,168.8	41.8%	1,164.8	0.2%
Construction & agricultural machinery & machine tools	20,091	2,341.1	11.7%	2,967.6	14.8%	12.3	0.1%	559.1	2.8%	2,500.1	12.4%		
Detergents, reagents, toners, a.o. chemicals	23,717			8.4	0.0%	60.7	0.3%	566.7	2.4%	156.4	0.7%		
Electric motors, generators a.o. electrical equipment	124,851			2,120.0	1.7%	942.6	0.8%	1,103.4	0.9%	5,563.9	4.5%		
Equipment for gymnasiums, schools	2,921			10.0	0.3%	0.5	0.0%			91.8	3.1%		
Food products	1,622,620	116,761.8	7.2%							6.3	0.0%		
Footwear, luggage a.o. leather items	7,908					15.6	0.2%			5,542.9	70.1%		
Furniture	65,032			482.7	0.7%	404.0	0.6%	1,878.4	2.9%	5,260.2	8.1%	119.7	0.2%
Hand tools a.o. fabricated metal products	47,523			724.3	1.5%	508.0	1.1%	1,005.7	2.1%	2,678.0	5.6%		
Inorganic minerals (e.g. sands, stone, asphalt)	17,242					23.4	0.1%	1.0	0.0%	3,193.8	18.5%		
Iron, steel & metal products	8,341			2.0	0.0%			86.8	1.0%	2,658.8	31.9%		
Machinery for food & textile industry	10,333			805.2	7.8%	40.3	0.4%			224.5	2.2%		
Machinery, special purpose, incl. ODS	18,689			9,223.6	49.4%	461.7	2.5%			422.7	2.3%		
Measuring & photographic instruments (police, lab etc.)	37,175			2,973.7	8.0%	48.5	0.1%			4,881.7	13.1%		
Medical, lab. & hospital equipment	329,374	104,437.0	31.7%	3,255.4	1.0%	217.4	0.1%	241.1	0.1%	74,471.3	22.6%	110.4	0.0%
Motor Vehicles & parts, incl. other transport equipm.	304,255			909.9	0.3%	4,168.4	1.4%	1,723.2	0.6%	107,002.6	35.2%	14.4	0.0%
Office machinery, copiers etc.	17,430			25.6	0.1%	24.0	0.1%	103.5	0.6%	1,072.3	6.2%		
Petroleum & fuel products	248,791	7,427.6	3.0%			81.1	0.0%	7.9	0.0%	3,583.8	1.4%		
Pharmaceuticals & vaccines	1,700,749	960,885.8	56.5%	3.0	0.0%	21.0	0.0%	176.8	0.0%	30,657.4	1.8%		
Prefabricated Buildings	66,389			980.6	1.5%					973.7	1.5%		
Pumps, engines, lifting & cold chain equipment	154,682	108,982.9	70.5%	2,342.2	1.5%	300.4	0.2%	124.8	0.1%	1,843.0	1.2%		
Rubber & plastic incl. tyres, tubes, pipes, safety gear, etc.	21,729			348.6	1.6%	75.7	0.3%			742.2	3.4%		
Security & safety equipment	31,276			9.5	0.0%	213.7	0.7%	357.5	1.1%	766.4	2.5%	512.0	1.6%
Telecommunications equipment, incl. radio & satellite	109,132	7,597.6	7.0%			617.9	0.6%	223.1	0.2%	7,153.4	6.6%	1,437.2	1.3%
Textiles, incl. clothing, tents, bed nets & various camping items	213,959	44,503.1	20.8%	18.5	0.0%	200.7	0.1%	438.5	0.2%	18,754.0	8.8%		
Wood, timber for shelters etc. a.o. wooden items	21,105			75.1	0.4%			50.9	0.2%	1,992.6	9.4%		
Other goods	224,540	7,373.5	3.3%									626.1	0.3%

Agency Share by Category of Goods and Services: 2010

Goods & services procured by UN agency	Totals	UNICEF		UNIDO		UNOG		UNON		UNOPS		UNOV	
	In USD 1000	USD 1000	% of total	USD 1000	% of total	USD 1000	% of total	USD 1000	% of total	USD 1000	% of total	USD 1000	% of total
SERVICES													
Agriculture and forestry	16,715			194.6	1.2%	1.7	0.0%	123.4	0.7%	1,489.0	8.9%		
Building & machinery maintenance & repair	222,414			1,055.3	0.5%	13,222.1	5.9%	2,089.1	0.9%	5,875.3	2.6%	415.7	0.2%
Communications services	117,386			176.4	0.2%	3,397.1	2.9%	1,176.6	1.0%	6,887.5	5.9%	385.4	0.3%
Computer & IT services	190,057			1,814.4	1.0%	4,481.0	2.4%	828.4	0.4%	1,093.0	0.6%	517.9	0.3%
Conference organizing & catering services	95,678							350.6	0.4%	2,063.5	2.2%		
Construction, engineering and architectural services	1,152,498	138,000.0	12.0%	4,456.1	0.4%	2,934.2	0.3%	2,662.3	0.2%	268,043.3	23.3%		
Education	15,669					3.1	0.0%			372.9	2.4%		
Energy resources	21,311			3,411.2	16.0%	4.8	0.0%			1,158.6	5.4%		
Environmental management & protection	58,998			15,003.0	25.4%	821.3	1.4%	20.5	0.0%	15,830.4	26.8%		
Financial services, insurance, accountancy/audit	156,896			122.0	0.1%	321.3	0.2%	1,923.0	1.2%	7,813.7	5.0%		
Health control, disease prevention	64,264			136.7	0.2%	84.6	0.1%	180.7	0.3%	1,014.9	1.6%		
HR, consultants and project staff	547,492					460.9	0.1%			9,412.8	1.7%		
Humanitarian aid and disaster prevention	13,782					9.2	0.1%			81.1	0.6%		
Leasing & rental services	249,083			232.8	0.1%	12,236.1	4.9%	424.9	0.2%	15,559.7	6.2%	594.6	0.2%
Legal services, incl. contracts mgmnt	51,557			1,272.1	2.5%	1,138.0	2.2%	296.0	0.6%	2,878.1	5.6%		
Management services & consultancy	340,141			4,794.9	1.4%	566.1	0.2%	288.2	0.1%	11,788.9	3.5%		
Politics, peace keeping and mine action services	123,559					57.9	0.0%			101,688.0	82.3%		
Printing, publishing services	105,470			265.2	0.3%	784.6	0.7%	2,092.6	2.0%	2,290.4	2.2%	376.8	0.4%
Product related services	9,160			1,051.9	11.5%	72.2	0.8%	183.1	2.0%	514.4	5.6%		
Public utilities, water, electricity supply	27,599			84.9	0.3%			60.7	0.2%	1,230.7	4.5%		
Research, development and quality control	40,917					27.8	0.1%			834.3	2.0%		
Security services	75,702							534.7	0.7%	2,606.9	3.4%		
Social & populaton science, translation	85,369			86.2	0.1%	269.6	0.3%	805.6	0.9%	3,661.2	4.3%		
Technical studies	45,592			1,427.6	3.1%	57.0	0.1%			1,634.5	3.6%		
Trade & business services	164,490			626.9	0.4%	54.6	0.0%	522.4	0.3%	5,262.1	3.2%		
Training	95,449			1,119.6	1.2%	843.6	0.9%	218.9	0.2%	8,071.5	8.5%	121.9	0.1%
Transport services	2,385,520	49,457.4	2.1%	1,371.5	0.1%	2,944.4	0.1%	831.3	0.0%	18,162.7	0.8%		
Travel, hotel & tourism (incl. DSA)	368,214			549.1	0.1%	28,814.3	7.8%	1,390.7	0.4%	19,520.5	5.3%	231.7	0.1%
Urban, rural & regional development	44,013			65.1	0.1%	4.2	0.0%	309.1	0.7%	2,445.8	5.6%		
Other services	242,475			0.0	0.0%							4,431.4	1.8%
Total goods & services by agency	13,557,238	1,853,016	12.5%	71,959	0.5%	87,883	0.6%	29,644	0.2%	1,015,520	6.9%	11,302	0.1%
UN grand total *	14,765,137												

*The UN grand total is not the total of the values listed in the above column. Data by category was not available from all submitting agencies.

Agency Share by Category of Goods and Services: 2010

Goods & services procured by UN agency	Totals	UNPD		UNWRA		UNU		UNV		UPU	
	In USD 1000	USD 1000	% of total	USD 1000	% of total	USD 1000	% of total	USD 1000	% of total	USD 1000	% of total
		GOODS									
Agricultural & forestry products	34,502	216.4	0.6%	14,484.9	42.0%						
Audio visual equipment	23,515	6,982.3	29.7%	222.1	0.9%						
Beverages	3,288	2,390.1	72.7%	30.9	0.9%						
Books, paper, office stationery & supplies	223,964	11,448.8	5.1%	14,544.1	6.5%	6.6	0.0%	53.5	0.0%	74.2	0.0%
Cements, bricks, doors, windows for construction	43,770	17,069.3	39.0%	195.2	0.4%						
Chemicals, incl. explosives, fertilisers, insecticides, resins	169,729	615.9	0.4%	2,011.1	1.2%						
Computer & IT equipment, incl. software	481,143	79,076.3	16.4%	5,373.9	1.1%			178.9	0.0%	246.8	0.1%
Construction & agricultural machinery & machine tools	20,091	6,070.1	30.2%	268.6	1.3%						
Detergents, reagents, toners, a.o. chemicals	23,717	7,292.7	30.7%	1,061.5	4.5%						
Electric motors, generators a.o. electrical equipment	124,851	83,011.6	66.5%	1,123.2	0.9%						
Equipment for gymnasiums, schools	2,921	1,031.1	35.3%	725.2	24.8%						
Food products	1,622,620	171,686.3	10.6%	64,535.2	4.0%						
Footwear, luggage a.o. leather items	7,908	595.8	7.5%	846.0	10.7%						
Furniture	65,032	17,586.9	27.0%	3,104.1	4.8%	1.3	0.0%	68.7	0.1%		
Hand tools a.o. fabricated metal products	47,523	27,301.8	57.4%	2,222.1	4.7%						
Inorganic minerals (e.g. sands, stone, asphalt)	17,242	13,457.8	78.1%	209.6	1.2%						
Iron, steel & metal products	8,341	4,318.2	51.8%	288.5	3.5%						
Machinery for food & textile industry	10,333	5,846.6	56.6%	193.1	1.9%						
Machinery, special purpose, incl. ODS	18,689	1,735.8	9.3%	446.4	2.4%						
Measuring & photographic instruments (police, lab etc.)	37,175	4,497.3	12.1%	760.1	2.0%						
Medical, lab. & hospital equipment	329,374	6,596.5	2.0%	3,133.4	1.0%						
Motor Vehicles & parts, incl. other transport equipm.	304,255	80,562.2	26.5%	3,575.5	1.2%					101.7	0.0%
Office machinery, copiers etc.	17,430	2,295.0	13.2%	905.3	5.2%			66.9	0.4%		
Petroleum & fuel products	248,791	204,845.7	82.3%	4,761.4	1.9%						
Pharmaceuticals & vaccines	1,700,749	10,713.1	0.6%	15,270.8	0.9%			57.1	0.0%		
Prefabricated Buildings	66,389	60,164.4	90.6%	222.8	0.3%						
Pumps, engines, lifting & cold chain equipment	154,682	25,964.1	16.8%	922.3	0.6%						
Rubber & plastic incl. tyres, tubes, pipes, safety gear, etc.	21,729	13,877.7	63.9%	747.9	3.4%						
Security & safety equipment	31,276	15,041.9	48.1%	214.6	0.7%			101.0	0.3%		
Telecommunications equipment, incl. radio & satellite	109,132	54,686.1	50.1%	300.8	0.3%						
Textiles, incl. clothing, tents, bed nets & various camping items	213,959	26,133.7	12.2%	1,918.4	0.9%					84.9	0.0%
Wood, timber for shelters etc. a.o. wooden items	21,105	15,707.5	74.4%	218.3	1.0%						
Other goods	224,540			0.5	0.0%					322.6	0.1%

Agency Share by Category of Goods and Services: 2010

Goods & services procured by UN agency	Totals	UNPD		UNWRA		UNU		UNV		UPU	
	In USD 1000	USD 1000	% of total	USD 1000	% of total	USD 1000	% of total	USD 1000	% of total	USD 1000	% of total
		SERVICES									
Agriculture and forestry	16,715	1,392.7	8.3%	5.4	0.0%						
Building & machinery maintenance & repair	222,414	79,869.1	35.9%	33.5	0.0%	10.0	0.0%	988.8	0.4%		
Communications services	117,386	30,422.0	25.9%	2.6	0.0%	13.1	0.0%	458.6	0.4%		
Computer & IT services	190,057	67,611.5	35.6%	0.5	0.0%	56.7	0.0%	395.5	0.2%		
Conference organizing & catering services	95,678	9,440.0	9.9%			7.2	0.0%				
Construction, engineering and architectural services	1,152,498	480,424.8	41.7%	4.3	0.0%						
Education	15,669	75.6	0.5%	6.2	0.0%						
Energy resources	21,311	10,931.2	51.3%	3.9	0.0%						
Environmental management & protection	58,998	12,870.7	21.8%	20.5	0.0%						
Financial services, insurance, accountancy/audit	156,896	71,741.0	45.7%	0.3	0.0%	17.7	0.0%	8,684.7	5.5%		
Health control, disease prevention	64,264	29,683.9	46.2%	60.7	0.1%	0.3	0.0%				
HR, consultants and project staff	547,492	1,114.7	0.2%	1.9	0.0%	1,082.5	0.2%	862.7	0.2%		
Humanitarian aid and disaster prevention	13,782	103.4	0.8%	4.5	0.0%						
Leasing & rental services	249,083	114,373.8	45.9%	120.1	0.0%						
Legal services, incl. contracts mgmnt	51,557	3,684.4	7.1%	69.8	0.1%	19.7	0.0%				
Management services & consultancy	340,141	33,640.4	9.9%								
Politics, peace keeping and mine action services	123,559	1,174.6	1.0%	0.5	0.0%						
Printing, publishing services	105,470	11,516.7	10.9%	15.8	0.0%	3.9	0.0%	61.4	0.1%		
Product related services	9,160	2,289.4	25.0%	10.9	0.1%			15.1	0.2%		
Public utilities, water, electricity supply	27,599	8,743.5	31.7%	19.9	0.1%	16.4	0.1%				
Research, development and quality control	40,917	764.0	1.9%								
Security services	75,702	18,458.5	24.4%	1.2	0.0%			1,646.9	2.2%		
Social & population science, translation	85,369	4,688.5	5.5%	38.5	0.0%						
Technical studies	45,592	313.6	0.7%								
Trade & business services	164,490	5,914.2	3.6%								
Training	95,449	8,933.2	9.4%	13.8	0.0%			140.9	0.1%		
Transport services	2,385,520	1,102,477.3	46.2%	7.2	0.0%	3.9	0.0%	7.9	0.0%		
Travel, hotel & tourism (incl. DSA)	368,214	52,083.0	14.1%			1.3	0.0%	1,691.0	0.5%		
Urban, rural & regional development	44,013	960.2	2.2%	107.9	0.2%			3.3	0.0%		
Other services	242,475										
Total goods & services by agency	13,557,238	3,144,515	21.3%	145,387	1.0%	1,241	0.0%	15,483	0.1%	830	0.0%
UN grand total *	14,765,137										

*The UN grand total is not the total of the values listed in the above column. Data by category was not available from all submitting agencies.

Agency Share by Category of Goods and Services: 2010

Goods & services procured by UN agency	Totals	WFP		WHO		WIPO		WMO		WTO	
	In USD 1000	USD 1000	% of total	USD 1000	% of total	USD 1000	% of total	USD 1000	% of total	USD 1000	% of total
GOODS											
Agricultural & forestry products	34,502					0.4	0.0%				
Audio visual equipment	23,515					287.3	1.2%				
Beverages	3,288										
Books, paper, office stationery & supplies	223,964					1,120.7	0.5%	99.4	0.0%		
Cements, bricks, doors, windows for construction	43,770					2.1	0.0%				
Chemicals, incl. explosives, fertilisers, insecticides, resins	169,729			5,480.9	3.2%						
Computer & IT equipment, incl. software	481,143			24,093.8	5.0%	1,225.9	0.3%	552.9	0.1%		
Construction & agricultural machinery & machine tools	20,091										
Detergents, reagents, toners, a.o. chemicals	23,717					123.6	0.5%				
Electric motors, generators a.o. electrical equipment	124,851					39.6	0.0%	88.9	0.1%		
Equipment for gymnasiums, schools	2,921					38.9	1.3%				
Food products	1,622,620	1,250,049.7	77.0%								
Footwear, luggage a.o. leather items	7,908										
Furniture	65,032					72.4	0.1%				
Hand tools a.o. fabricated metal products	47,523										
Inorganic minerals (e.g. sands, stone, asphalt)	17,242										
Iron, steel & metal products	8,341										
Machinery for food & textile industry	10,333					93.7	0.9%				
Machinery, special purpose, incl. ODS	18,689					80.3	0.4%				
Measuring & photographic instruments (police, lab etc.)	37,175							4,981.7	13.4%		
Medical, lab. & hospital equipment	329,374			25,575.5	7.8%	11.7	0.0%				
Motor Vehicles & parts, incl. other transport equipm.	304,255			10,844.4	3.6%	51.3	0.0%				
Office machinery, copiers etc.	17,430					1,687.7	9.7%			27.4	0.2%
Petroleum & fuel products	248,791										
Pharmaceuticals & vaccines	1,700,749			38,737.6	2.3%						
Prefabricated Buildings	66,389										
Pumps, engines, lifing & cold chain equipment	154,682			7,661.9	5.0%	88.9	0.1%				
Rubber & plastic incl. tyres, tubes, pipes, safety gear, etc.	21,729										
Security & safety equipment	31,276					293.7	0.9%				
Telecommunications equipment, incl. radio & satellite	109,132					448.2	0.4%				
Textiles, incl. clothing, tents, bed nets & various camping items	213,959					13.7	0.0%				
Wood, timber for shelters etc. a.o. wooden items	21,105					1,589.5	7.5%				
Other goods	224,540	201,703.9	89.8%					159.9	0.1%		

Agency Share by Category of Goods and Services: 2010

Goods & services procured by UN agency	Totals	WFP		WHO		WIPO		WMO		WTO	
	In USD 1000	USD 1000	% of total	USD 1000	% of total	USD 1000	% of total	USD 1000	% of total	USD 1000	% of total
SERVICES											
Agriculture and forestry	16,715										
Building & machinery maintenance & repair	222,414					5,480.6	2.5%	1,108.3	0.5%	114.5	0.1%
Communications services	117,386					767.8	0.7%			197.5	0.2%
Computer & IT services	190,057					14,941.2	7.9%	1,057.5	0.6%		
Conference organizing & catering services	95,678					35.3	0.0%				
Construction, engineering and architectural services	1,152,498					50,744.6	4.4%				
Education	15,669					22.9	0.1%				
Energy resources	21,311										
Environmental management & protection	58,998					10.1	0.0%				
Financial services, insurance, accountancy/audit	156,896					6,165.2	3.9%	140.4	0.1%	1,303.9	0.8%
Health control, disease prevention	64,264										
HR, consultants and project staff	547,492					6.5	0.0%			149.7	0.0%
Humanitarian aid and disaster prevention	13,782										
Leasing & rental services	249,083					17,849.1	7.2%	185.1	0.1%		
Legal services, incl. contracts mgmnt	51,557										
Management services & consultancy	340,141					1,577.2	0.5%	672.4	0.2%		
Politics, peace keeping and mine action services	123,559										
Printing, publishing services	105,470					62.4	0.1%	338.4	0.3%	327.9	0.3%
Product related services	9,160										
Public utilities, water, electricity supply	27,599					1,976.0	7.2%	641.0	2.3%	89.6	0.3%
Research, development and quality control	40,917										
Security services	75,702					6,513.2	8.6%	343.7	0.5%	214.7	0.3%
Social & population science, translation	85,369					15,379.8	18.0%				
Technical studies	45,592										
Trade & business services	164,490					873.2	0.5%			38.4	0.0%
Training	95,449										
Transport services	2,385,520	1,042,307.5	43.7%			3,493.8	0.1%				
Travel, hotel & tourism (incl. DSA)	368,214					23.6	0.0%			903.3	0.2%
Urban, rural & regional development	44,013										
Other services	242,475	223,653.5	92.2%					346.4	0.1%		
Total goods & services by agency	13,557,238	2,717,715	18.4%	112,394	0.8%	133,192	0.9%	10,716	0.1%		
UN grand total *	14,765,137										

*The UN grand total is not the total of the values listed in the above column. Data by category was not available from all submitting agencies.



Major goods and supplies ordered by UN agencies (\$30,000 or more)

Major Orders for Goods by Agency during 2010 (Orders of \$30,000 or more)

AGENCY			PO value
Location of supplier	Name of supplier	Description of goods (equipment)	USD
ECLAC			
Chile	COSMOPLAS S.A.	Air Conditioning Equipment (for office space remodeling)	235,617.81
Chile	INGENIERIA DE PROTECCION S.A.	Large tent for temporary cafeteria	57,359.36
Chile	INSTAPLAN S.A.	Air Conditioning Equipment (for LAN rooms)	59,088.55
Chile	NETSECURE INFORMATICA LTDA.	Software products (Checkpoints products)	63,250.66
Chile	ROLEC COMERCIAL E INDUSTRIAL S.A.	Electrical panels	74,018.70
Chile	SABIC POLYMERSHAPES CHILE S.A.	Lighting Equipment (Solatube Kit)	52,130.27
Chile	SISDEF LIMITADA	Security and Safety Equipment (incl. Smoke Detectors, etc)	30,787.75
Chile	SUMINISTRA S.A.	Software products (IBM Lotus Domino, etc)	71,347.56
Denmark	DAN:OFFICE APS	Processing Units for EDP and Accessories	32,590.00
Spain	AQUATICA INGENIERIA CIVIL S.L.	Waves and Winds Database	64,841.50
United States of America	PLANSON INTERNATIONAL CORPORATION	Software products (Adobe Acrobat, Photoshop, etc)	37,609.00
United States of America	WALDNER'S BUSINESS ENVIRONMENTS	Modular Workstations (for new building)	136,354.34
United States of America	WALDNER'S BUSINESS ENVIRONMENTS	Modular Workstations (for office space remodeling)	399,075.16
ESCAP			
Thailand	BOATBOOK STATIONERY CO., LTD.	Provision of stationery and office supplies	49,787.87
Thailand	FUJITSU SYSTEMS BUSINESS (THAILAND) LTD.	Microsoft software license: under Agreement no. 01S67245:IMCT	74,294.53
Thailand	GLOBAL FLEET SALES CO., LTD.	Official Vehicle LAND ROVER for SSS	38,640.00
Thailand	T. R. ENTERPRISE	Printing of Economic and Social Survey 2010	48,930.61
United States of America	CISCO SYSTEMS, INC.	CISCO Handsets - IPT project	326,775.20
United States of America	CISCO SYSTEMS, INC.	CISCO Network Equipment IPT Project IMCTS	530,519.62
United States of America	LENOVO (UNITED STATES) INC.	Lenovo Desktops for IMCTS	88,800.00
United States of America	LENOVO (UNITED STATES) INC.	Lenovo Desktops for IMCTS	88,800.00
United States of America	LENOVO (UNITED STATES) INC.	Lenovo Laptops for IMCTS	40,152.00
United States of America	LENOVO (UNITED STATES) INC.	Lenovo PCs and Monitors for IMCTS	147,680.00
ESCWA			
Denmark	Danoffice	Toners	44,627.60
Lebanon	Midware	Laptops	70,600.00
Lebanon	Regency	Leather Sofas	31,090.00
FAO			
Australia	AUSTRALIAN MEDICAL & DIAGNOSTICS	Laboratory furniture	83,747.50
Australia	CODAN LTD	Codan SRX Base UN& Codan NGT SRX Mob UNand accessories	410,790.45
Australia	KIMSEED INTERNATIONAL PTY LTD	Seed Germinator for Azerbaijan, Kazakhstan, Eritrea & Yemen	108,719.00
Austria	AMEX EXPORT- IMPORT GMBH	Diagnostic & Reagents for EGYPT	155,287.20
Austria	AMEX EXPORT- IMPORT GMBH	LABORATORY EQUIPMENT	76,384.99
Austria	AMEX EXPORT- IMPORT GMBH	LABORATORY EQUIPMENT	112,939.20
Austria	AMEX EXPORT- IMPORT GMBH	Laboratory Equipment Algiers	144,845.00
Austria	AMEX EXPORT- IMPORT GMBH	Laboratory Equipment for Algiers, Mauritania & Tunis	37,285.00
Austria	AMEX EXPORT- IMPORT GMBH	Laboratory Equipment for Mauritania	72,659.00
Austria	AMEX EXPORT- IMPORT GMBH	Laboratory Equipment for Morocco	132,691.00
Austria	AMEX EXPORT- IMPORT GMBH	Laboratory Equipment for Sri Lanka and Kazakhstan	34,166.00
Austria	AMEX EXPORT- IMPORT GMBH	Laboratory Equipment for Tunis	79,442.00
Austria	AMEX EXPORT- IMPORT GMBH	Laboratory equipment for various projects	42,842.00
Austria	AMEX EXPORT- IMPORT GMBH	Laboratory Supplies & Consumables for Belarus & Ukraine	38,471.90
Austria	AMEX EXPORT- IMPORT GMBH	Metrology Equipment for African Countries	94,393.52
Austria	AMEX EXPORT- IMPORT GMBH	Seed Lab testing equipment	82,252.00
Austria	VWR INTERNATIONAL GMBH	Laboratory equipment	41,131.05
Austria	WINTERSTEIGER AG	Demurrages charges incurred by Wintersteiger AG	64,960.00
Austria	WINTERSTEIGER AG	Early Generation Seed Prod. for Destinations	114,065.00
Austria	WINTERSTEIGER AG	Plot Seeder	50,132.25
Austria	WINTERSTEIGER AG	Replacement of damaged parts of threshing machinery	43,015.79
Bangladesh	ACI LIMITED	Secateur	116,000.00
Bangladesh	ACI MOTORS LTD	Power tillers (wheel tractor) including implements & spare parts	1,428,135.68
Bangladesh	ACI MOTORS LTD	Pump body weight kg including spare parts and freight	118,024.00
Bangladesh	CITY FEED PRODUCTS LTD	FEED FOR CHICKEN, DUCK AND COW	552,150.00
Bangladesh	DAK DIYE JAI (DDJ)	CHICKEN AND DUCK ANIMALS	345,550.00
Bangladesh	DJ AGRO LIMITED	CHICKEN FOR BANGLADESH	329,250.00
Bangladesh	DJ AGRO LIMITED	COWS TO VARIOUS LOCATIONS IN BANGLADESH	464,900.00
Bangladesh	DJ AGRO LIMITED	GOATS TO VARIOUS LOCATIONS IN BANGLADESH	225,000.00
Bangladesh	MADINA POLYMER IND. LTD.	SEED AND GRAIN STORAGE SILOS	427,055.00
Bangladesh	RAHMAN ENGINEERING WORKS	Power threshers & spare parts	93,842.00
Bangladesh	TARA TARI	Fiberglass boats	65,554.50
Belgium	CONTACT FORESTIER	Forestry equipment	76,043.38
Belgium	DEMIMPEX-VRP	Vehicle for project	41,950.00
Belgium	DEMIMPEX-VRP	Vehicle for project	56,970.00
Belgium	SOMEX SA	Fishing Gear for Nicaragua	43,101.00
Botswana	SYSTRONIX	LABORATORY EQUIPMENT	48,172.15
Brazil	FITARELLI MAQUINAS AGRICOLAS LTDA	Planters	63,445.00
Brazil	TRAMONTINA MULTI SA	Garden Hand Tools	70,843.00
Brazil	ZENITH ASSESSORIA EX IMPORTACAO E EXPORTACAO LTDA	Agricultural tools and equipments	74,321.40
Burkina Faso	KING AGRO	Maize Seed	170,545.00
Burkina Faso	KING AGRO	Rice seeds	413,000.00
Burkina Faso	TROPIC AGRO CHEM SARL	Fertilizer	189,093.88
Burundi	NIYONGABO PRIME	Bean seeds	147,000.00
Cambodia	AQIP SEED COMPANY	RICE SEED FOR CAMBODIA	678,715.50
Cambodia	HENG PICH CHHAY IMPORT-EXPORT CO. LTD.	FERTILIZERS	274,000.60
Cambodia	HENG PICH CHHAY IMPORT-EXPORT CO. LTD.	UREA FERTILIZERS	1,998,459.79
Cambodia	SYS CONSTRUCTION MATERIALS STORE	Air tight bins	307,751.00
Cameroon	BIO FIELD	Base seeds for	30,215.00
Cameroon	BIO FIELD	Certified seeds	335,180.00
Canada	GENEO INC SCIENTIFIC INSTRUMENTS	GPS with accessories	36,473.50
Canada	GENEO INC SCIENTIFIC INSTRUMENTS	GPS with accessories	35,142.50
China	DANDONG IMPORT & EXPORT CORPORATION	SPRING BARLEY SEEDS	354,340.00
China	ITI COMPANY (SHANGHAI) LTD.	PROCUREMENT OF FARMING TOOLS FOR LAOS	40,320.00
Denmark	ADVIZING IT	COMPUTERS TO EGYPT	42,280.00
Denmark	ADVIZING IT	DESKTOPS WITH MONITORS	60,405.00
Denmark	ADVIZING IT	INSPECTION VS PO	32,630.00
Denmark	ADVIZING IT	INSPECTION VS PO	59,794.00
Denmark	ADVIZING IT	INSPECTION VS PO	31,637.00
Denmark	ADVIZING IT	IT Equipments for various projects	62,329.90
Denmark	ADVIZING IT	PHOTOCOPYING MACHINE TO IVORY COST	75,230.00
Denmark	DANIMEX COMMUNICATION A/S	Codan NGT VG mobil package & installation	89,208.82
Denmark	DANIMEX COMMUNICATION A/S	Communication equipment for various projects	38,120.94
Denmark	DANOFFICE LTD	Acquisition of CISCO Gbps Equipment	59,325.00
Denmark	DANOFFICE LTD	Acquisition of CISCO Wireless Equipment	63,097.79
Denmark	DANOFFICE LTD	Acquisition of CISCO Wireless Equipment	54,384.10
Denmark	DANOFFICE LTD	Acquisition of FAO Core Switch Gbps Upgrade Equipment	50,864.10
Denmark	DANOFFICE LTD	Base, Power & Ultra Lightweight Laptops	49,978.25
Denmark	DANOFFICE LTD	computers to multiple locations LTA	434,232.50
Denmark	DANOFFICE LTD	HP Compaq Elite CM Computers + HP P EliteBook & HP P EliteBook Laptops	33,019.50
Denmark	DANOFFICE LTD	HP Compaq Elite + HP Compaq Elite (Power Configuration) Computers	36,300.00
Denmark	DANOFFICE LTD	HP Compaq Elite Computers + HP P EliteBook Laptops	37,349.50
Denmark	DANOFFICE LTD	HP Compaq Elite SFF & HP Compaq Elite CM Computers	64,587.50
Denmark	DANOFFICE LTD	HP Desktop Computers + Monitors	40,246.00
Denmark	DANOFFICE LTD	Netgear Switches	95,178.00
Denmark	KJAER & KJAER A/S	Motorcycle	73,290.70
Denmark	KJAER & KJAER A/S	MOTORCYCLES WITH ACCESSORIES	49,094.33
Denmark	KJAER & KJAER A/S	Vehicle	41,720.00
Denmark	KJAER & KJAER A/S	Vehicles	45,130.00
Denmark	KRUUSE JORGEN A/S	Laboratory consumables	68,465.28
Denmark	KRUUSE JORGEN A/S	VETERINARY LABORATORY CONSUMABLES	62,998.64
Denmark	UNITED NATIONS OFFICE FOR PROJECT SERVICES (UNOPS)	Vehicle	54,137.97
Denmark	UNITED NATIONS OFFICE FOR PROJECT SERVICES (UNOPS)	Vehicle	43,140.00
Denmark	UNITED NATIONS OFFICE FOR PROJECT SERVICES (UNOPS)	Vehicle and motorcycles for various projects	53,770.50
Denmark	VIKIMA SEED A/S	Seeds	42,412.00
Denmark	VIKIMA SEED A/S	Seeds	35,415.00
Dominican Republic	COMERCIAL FIGUEROA SRL	Animal cages with accessorie (supersedes PO)	41,663.68
Dominican Republic	COMITE AGROPECUARIO UNITARIO DE SAN JUAN, INC		198,300.00
Dominican Republic	COMITE AGROPECUARIO UNITARIO DE SAN JUAN, INC	Bean seeds, variety Buena Vista for Haiti	616,496.00
Dominican Republic	CORPORACION AMADEA S.A. (COAMSA)	Agricultural Hand Tools for Haiti	183,390.00
Dominican Republic	CORPORACION AMADEA S.A. (COAMSA)	Agricultural Hand Tools for Haiti (Supersedes PO)	126,000.00
Dominican Republic	CORPORACION AMADEA S.A. (COAMSA)	Agricultural Tools for Haiti	130,114.50

Major Orders for Goods by Agency during 2010 (Orders of \$30,000 or more)

AGENCY			PO value
Location of supplier	Name of supplier	Description of goods (equipment)	USD
FAO Continued			
Dominican Republic	FERQUIDO	Rice seeds	272,260.00
Dominican Republic	FERTILIZANTES QUIMICOS DOMINICANOS SA	Fertilizer: Urea granular and NPK	480,100.00
Dominican Republic	GRANOS NACIONALES SA	MAIZE SEEDS (FRANCES LARGO) TO SANTO DOMINGO	51,700.00
Dominican Republic	VITRO PLANTAS DEL CARIBE, S.A.	Vitroplants banianer	55,000.00
Egypt	SCIENITECH CO	NA	32,610.00
Ethiopia	GENERAL CHEMICALS AND TRADING PVT LTD CO	Veterinary Pharmaceuticals	65,505.11
Ethiopia	NATIONAL VETERINARY INSTITUTE	Vaccines	85,962.25
France	ALPHA LAB	Laboratory goods and consumables	104,185.79
France	BAUCHE S.A.	Fertilizer for project	36,774.99
France	CPS - CFAO PROCUREMENT SERVICES	TOYOTA VEHICLES	109,800.00
France	CPS - CFAO PROCUREMENT SERVICES	Vehicle	41,540.00
France	CPS - CFAO PROCUREMENT SERVICES	Vehicle	42,520.00
France	CPS - CFAO PROCUREMENT SERVICES	Vehicle	42,520.00
France	FRARIMPEX SARL	PESTICIDES	75,855.00
France	GERMICOPA SA	Potato Seeds	237,690.00
France	KULKER SAS	Drip irrigation equipment	383,106.81
France	TECNOROPE	Construction material	91,295.31
France	TECNOROPE	Construction material	49,740.50
France	YARA FRANCE	Fertilizer Urea	48,365.00
Germany	BASF SE	Teflubenzuron	448,812.00
Germany	BOSS PRO-TEC GMBH	Watering Cans	182,840.00
Germany	FLEISCHHACKER GMBH & CO KG	Port. DRY ICE MAKERS for EGYPTA E.	72,526.00
Germany	LABSCO GMBH & CO KG LABORATORY SUPPLY COMPANY	Lab. Equi for Central American Countries	62,945.11
Germany	LABSCO GMBH & CO KG LABORATORY SUPPLY COMPANY	LABORATORY EQUIPMENT	216,557.29
Germany	LABSCO GMBH & CO KG LABORATORY SUPPLY COMPANY	LABORATORY EQUIPMENT	240,154.00
Germany	LABSCO GMBH & CO KG LABORATORY SUPPLY COMPANY	LABORATORY EQUIPMENT	190,337.77
Germany	LABSCO GMBH & CO KG LABORATORY SUPPLY COMPANY	Laboratory equipment with accessories	42,128.00
Germany	LABSCO GMBH & CO KG LABORATORY SUPPLY COMPANY	Laboratory equipments	30,250.00
Germany	LABSCO GMBH & CO KG LABORATORY SUPPLY COMPANY	Race analysis equipment	38,572.00
Germany	PHAESUN GMBH	Solar modules and solar pump including installation	64,733.44
Germany	RAPIDEYE AG	Purchase of Satellite Imagery	61,809.52
Germany	SHIMADZU EUROPA GMBH	Laboratory consumables	41,897.00
Guatemala	AGROCOMERCIAL CHADIEVALLEVERDE SA	Maize seeds	52,348.03
Guatemala	FERTIORGANICO	ORGANIC MANURE	269,651.68
Guatemala	FERTIORGANICO	Organic Manure for Guatemala	98,384.43
Guatemala	SEMIILLAS DE ZACAPA SA	Maize Seeds	37,800.84
Guatemala	YARA GUATEMALA SA	FERTILIZER	998,973.33
Guatemala	YARA GUATEMALA SA	Fertilizer NPK -- (complex) and Urea -- (prilled grade)	683,462.17
Guinea	E.T.A. ENTREPRISE TIDIANE AGRICULTURE	RICE SEED	66,667.00
Haiti	AGROTECHNIQUE S.A.	WATER TANKS	348,000.00
Haiti	ALLIANCE DISTRIBUTION SA	Galvanized Iron & Painting for Silos for Haiti	119,995.00
Haiti	AU JARDIN TROPICAL	MAIZE SEED VARIETY CHICKEN CORN	160,000.00
Haiti	AU JARDIN TROPICAL	RICE SEEDS	100,000.00
Haiti	MAISON APOLLOS MEDACIER	Stain-led bars for Haiti	67,558.00
Haiti	SOGESEP SA	Agricultural Tools for Haiti	128,500.00
Haiti	SOGESEP SA	Agricultural Tools for Haiti	758,663.00
Haiti	SOGESEP SA	Bean seeds Icta Ligero	47,680.00
Haiti	SOGESEP SA	Bean seeds Icta Ligero (SOGESEP)	261,200.00
Haiti	SOGESEP SA	Maize Seeds Chicken corn variety for Project	392,800.00
Haiti	SOGESEP SA	MAIZE SEEDS VARIETY CHICKEN CORNPROJECT AND	98,200.00
Haiti	SOGESEP SA	repeat order for Bean seeds Icta Ligero (PO)	59,600.00
Haiti	SOGESEP SA	Rice seeds	591,360.00
Haiti	SOGESEP SA	supersedes PO (repeat order for PO)	98,200.00
Haiti	VIDRO TRADING	AGRICULTURAL EQUIPMENT	321,214.00
Haiti	VIDRO TRADING	WATER PUMPS	109,750.00
Honduras	CADELGA S.A.	Bean Seeds	77,372.84
Honduras	EYL COMERCIAL - AGROPECUARIA SA	Fertilizer Foliar	59,114.10
Honduras	EYL COMERCIAL - AGROPECUARIA SA	Fertilizer Foliar	54,445.90
Honduras	FERTILIZANTES DE CENTROAMERICA (HONDURAS) S.A.	Fertilizers NPK	406,501.86
Honduras	FERTILIZANTES DE CENTROAMERICA (HONDURAS) S.A.	FERTILIZERS: DAP, UREA AND NPK	978,634.31
Hong Kong	FERTILIZANTES DE CENTROAMERICA (HONDURAS) S.A.	UREA	1,232,982.00
Hong Kong	FERTILIZANTES DE CENTROAMERICA (HONDURAS) S.A.	NPK fertilizer	607,000.00
India	BELLSTONE HI-TECH INTERNATIONAL	Laboratory equipments	42,712.00
India	BELLSTONE HI-TECH INTERNATIONAL	MASKS	27,930.00
India	GLONET MARKETING PVT LTD	Tractors with accessories	566,160.00
India	INDOSAW	Agricultural equipments	55,283.66
India	MAXCARE MARKETING & TECHNICAL SERVICES	ANIMAL FEED PLANT WITH INSTALLATION	103,674.00
India	MAXCARE MARKETING & TECHNICAL SERVICES	Dairy Equipment and installation	127,970.00
India	OSAW AGRO INDUSTRIES PVT LTD	PRN Air Screen Cleaner	32,328.00
Indonesia	QUADRANT COMPUTER SYSTEM	IT Kits	399,222.71
Italy	BERTOLI SRL	Centrifugal pumps electrical , pipes and spares parts	125,493.60
Italy	CHIMICA OMNIA SRL	Lab. Equi/consumables for Central American Countries	74,940.84
Italy	CHIMICA OMNIA SRL	Poultry Related Equipment for Eritrea	72,654.61
Italy	COELMO SRL	GENERATORS	210,541.21
Italy	COGEMAT SRL	Food processing equipments with accessories for project	148,340.00
Italy	CONTRACT HOTEL ITALIA	Carpets tiles to cover maintenance needs and replace notorius areas	78,895.41
Italy	DELL SPA	Acquisition of Server T for SELM	241,421.58
Italy	DELL SPA	ICT Support Equipment	37,721.98
Italy	DELL SPA	Optiplex Desktops (Power Configuration) + Latitude E Laptops	40,930.54
Italy	DELL SPA	Server Acquisitions	31,133.17
Italy	DELL SPA	Server and accessories to be sent to Indonesia, Sri Lanka and Japan	52,466.95
Italy	DELL SPA	Server for FAO Offices	44,729.13
Italy	EDISCO SRL	Audio equipment	33,788.49
Italy	FLORSILVA ANSALONI SRL	NA	37,529.50
Italy	FLORSILVA ANSALONI SRL	Pepper, tomato, okra, Swiss chard & spinach (vegetable seeds)	54,100.00
Italy	FLORSILVA ANSALONI SRL	Tomato and pepper (vegetable seeds)	32,430.00
Italy	FLORSILVA ANSALONI SRL	Vegetable seeds	146,783.57
Italy	FLORSILVA ANSALONI SRL	Vegetable Seeds	40,782.00
Italy	FURIA SEMENTI	Vegetable seeds	80,160.00
Italy	GHERARDI SRL	AGRICULTURAL MACHINERY FOR SOIL PREPARATION	78,579.23
Italy	HARPA ITALIA SRL	(Enclosure X + TB disks) Hosting- pilot low level storage	37,763.27
Italy	HARPA ITALIA SRL	Acquisition of Intel Servers for Project MIS	39,556.81
Italy	HARPA ITALIA SRL	Acquisition of Development Server for IPSAS/Release	91,060.21
Italy	HARPA ITALIA SRL	Acquisition of Disks for Centralized Network Service Infrastructure	35,312.83
Italy	HARPA ITALIA SRL	Acquisition of Integrity Servers for MIS	175,095.55
Italy	HARPA ITALIA SRL	Acquisition of Rack + Disks	54,393.39
Italy	HARPA ITALIA SRL	Acquisition of SAN EVA	139,209.70
Italy	HARPA ITALIA SRL	Acquisition of Servers & Storage for CMS Project	53,701.57
Italy	HARPA ITALIA SRL	Disks (Enclosure X+TB)	37,763.27
Italy	HARPA ITALIA SRL	PRs & Xp Disk Space (part for EBS Rel Upgrade and part for MIS Infrastructure)	73,767.35
Italy	IMPEX SRL	Vegetable Seeds	228,600.17
Italy	INTERTRADE INTERNATIONAL SERVICES SRL	PROCUREMENT OF FARMING TOOLS FOR LAOS	101,317.08
Italy	INTERTRADE INTERNATIONAL SERVICES SRL	Watering Cans for Bangladesh	127,800.00
Italy	OSV SRL ORGANIZZAZIONE SVILUPPO VENDITE	SPRAYERS	32,045.00
Italy	OSV SRL ORGANIZZAZIONE SVILUPPO VENDITE	Tractors spare parts and accessories for project	66,176.50
Italy	SFOGGIATECH SRL	MILK COLLECTION CENTER EQUIPMENT	388,718.00
Italy	SIAP MICROS SRL	Meteorological equipment with accessories for various projects	80,038.06
Italy	SPAZIO PC SRL	Haiti hearthquakeCamping equipment	32,913.17
Italy	STAGETEC	Acquisition of Audio Digital Mixing System	52,356.02
Italy	SUBA & UNICO S.R.L.	VEGETABLE SEEDS	225,558.00
Italy	SUMERAN HANDELS SRL	Vegetable seeds	276,854.10
Italy	SUMERAN HANDELS SRL	Vegetable seeds	92,369.50
Italy	WORLD FOOD PROGRAMME	TRANSPORT OF SEEDS	256,249.77
Japan	ARANO K & CO. LTD	Motocycles	389,072.00
Japan	ARANO K & CO. LTD	Motocycles	524,621.44
Japan	GERBER, J & COMPANY (JAPAN) LTD	Motocycles	50,640.00
Japan	GERBER, J & COMPANY (JAPAN) LTD	Motocycles	107,560.00
Japan	GERBER, J & COMPANY (JAPAN) LTD	Motocycles	33,810.00
Japan	GERBER, J & COMPANY (JAPAN) LTD	Motocycles	46,536.00
Japan	NISSAN TRADING CO, LTD VEHICLES DEPT	Vehicle	36,888.89
Japan	NISSAN TRADING CO, LTD VEHICLES DEPT	Vehicle	32,658.77

Major Orders for Goods by Agency during 2010 (Orders of \$30,000 or more)

AGENCY			PO value
Location of supplier	Name of supplier	Description of goods (equipment)	USD
FAO Continued			
Japan	TOYOTA MOTOR CORPORATION	TOYOTA LAND CRUISER	31,639.87
Japan	TOYOTA MOTOR CORPORATION	Toyota Land Cruiser	31,410.00
Japan	TOYOTA MOTOR CORPORATION	Vehicle	67,894.89
Japan	TOYOTA MOTOR CORPORATION	Vehicle	32,496.18
Japan	TOYOTA MOTOR CORPORATION	Vehicle	33,794.00
Japan	TOYOTA MOTOR CORPORATION	Vehicles	60,016.00
Japan	TOYOTA MOTOR CORPORATION	Vehicles	148,649.89
Japan	TOYOTA MOTOR CORPORATION	Vehicles	38,041.44
Japan	TOYOTA MOTOR CORPORATION	Vehicles	67,112.95
Japan	TOYOTA MOTOR CORPORATION	Vehicles	74,394.43
Japan	TOYOTA MOTOR CORPORATION	Vehicles	69,514.35
Japan	TOYOTA MOTOR CORPORATION	Vehicles	42,409.75
Japan	TOYOTA MOTOR CORPORATION	Vehicles	470,516.49
Japan	TOYOTA TSUSHO CORPORATION	Vehicles	40,931.11
Jordan	JOVAC - JORDAN BIO INDUSTRIES CENTER	Vaccines	49,500.00
Jordan	JOVAC - JORDAN BIO INDUSTRIES CENTER	Vaccines	45,000.00
Jordan	MIDGULF INTERNATIONAL LTD	FERTILIZERS	541,814.83
Kenya	DEVJI MEGHJI & BROTHERS LTD	FERTILIZERS	35,680.00
Kenya	EAST AFRICAN SEED CO LTD (KENYA)	Vegetable seeds	85,304.90
Kenya	EAST AFRICAN SUPPLIES & LOGISTICS LTD	Agricultural tools	62,928.00
Kenya	SAFARI SEEDS LIMITED	Vegetable seeds	86,217.00
Kenya	SPARTAN RELIEF SUPPLIES LTD	Hand tools for agriculture	45,696.92
Kenya	SPARTAN RELIEF SUPPLIES LTD	Hand tools for agriculture	70,362.50
Kenya	SPARTAN RELIEF SUPPLIES LTD	Urea Fertilizer	38,240.00
Kenya	TECHNO RELIEF SERVICES LTD	Agricultural hand tools	144,990.93
Kenya	TECHNO RELIEF SERVICES LTD	Agricultural tools	30,618.00
Korea, Republic of	SIN POONG INDUSTRY	Rubber boots	59,750.00
Kyrgyzstan	OLIGARCH TRADE CO.LTD	AMMONIUM NITRATE AND SINGLE SUPER PHOSPHATE	325,892.00
Lebanon	ARD (UNIFERT) SAL	LABORATORY EQUIPMENT	67,441.00
Lebanon	ARD (UNIFERT) SAL	AGRICULTURAL MACHINERY	51,168.46
Lebanon	ARD (UNIFERT) SAL	GREENHOUSES,LOW TUNNEL & EQUIPMENT	789,365.00
Lebanon	ARD (UNIFERT) SAL	VEGETABLE SEEDS	854,892.00
Lebanon	DEBBANE FRERES TRADING SAL OFFSHORE	Greenhouses	351,510.00
Lebanon	LIBAN SOL SARL	MILKING MACHINES, CANS, FILTERS	317,650.00
Mali	UNITE DJENA	Animal feed	415,614.00
Mauritania	C.D.I.	IT Equipment	301,680.00
Mexico	DISTRIBUIDORA AMASA S.A. DE CV	Agricultural tools	34,455.26
Mongolia	ALTAN TARIA CO. LTD	Concentrate pelleted animal feed	350,415.51
Mozambique	AGRIFOCUS	NPK for Mozambique	248,127.00
Myanmar	KAMA INDUSTRY CO.LTD	Rice Threshers for local destinations in Myanmar/	100,060.06
Nepal	AGRICULTURE INPUTS COMPANY LTD	FERTILIZERS UREA AND DAP	641,297.57
Nepal	BEEJ BRIDHI COMPANY (PVT) LTD	WHEAT AND LENTIL SEEDS	32,686.60
Nepal	EVEREST SEED COMPANY	WHEAT SEEDS	54,400.00
Nepal	HIGH HIMAL SEED COMPANY	LENTIL SEEDS	30,329.83
Nepal	LUMBINI SEED COMPANY PVT LTD	WHEAT AND LENTILS SEEDS	69,186.13
Nepal	NATIONAL SEED COMPANY	WHEAT SEEDS	566,565.45
Nepal	NEPAL AGRO SEEDS & INPUTS COMPANY P.LTD	WHEAT SEEDS	46,088.82
Nepal	UNNAT BEEJ BRIDHI COMPANY	WHEAT AND LENTILS SEEDSB	151,511.02
Netherlands	AGRICO BV	Potato Seeds for Niger	174,020.00
Netherlands	AGRICO BV	Vehicle with Codan	61,635.00
Netherlands	AGRICO BV	Vehicles	64,200.00
Netherlands	AGRICO BV	Vehicles	65,770.00
Netherlands	BAKKER BROTHERS ZAADTEELT EN ZAADHANDEL BV	Seeds	30,414.60
Netherlands	BAKKER BROTHERS ZAADTEELT EN ZAADHANDEL BV	Seeds	51,763.50
Netherlands	BAKKER BROTHERS ZAADTEELT EN ZAADHANDEL BV	Seeds	42,259.00
Netherlands	BAKKER BROTHERS ZAADTEELT EN ZAADHANDEL BV	Seeds	76,840.00
Netherlands	BAKKER BROTHERS ZAADTEELT EN ZAADHANDEL BV	Vegetable Seeds	73,801.50
Netherlands	HZPC HOLLAND BV	Potato Seeds	290,937.50
Netherlands	SIMONIS BV INDUSTRIE-EN HANDELSONDERNERNING	Deltamethrin	38,040.00
Netherlands	SIMONIS BV INDUSTRIE-EN HANDELSONDERNERNING	Fertilizer NPK	470,600.00
Netherlands	SIMONIS BV INDUSTRIE-EN HANDELSONDERNERNING	Fertilizer NPK	724,000.00
Netherlands	SIMONIS BV INDUSTRIE-EN HANDELSONDERNERNING	FERTILIZERS UREA AND NPK	704,250.00
Netherlands	TRANSMOTORS BV	Vehicle	33,058.00
Netherlands	TRANSMOTORS BV	Vehicle	33,588.00
New Zealand	ANIMAL BREEDING SERVICES	Frozen dairy cattle embryos	300,000.00
Nicaragua	AGROPECUARIO EN GENERAL S.A. (AGROGENSA)	Potato seeds	351,027.60
Nicaragua	CISA AGRO COMERCIAL INTERNACIONAL AGRICOL SA	Fertilizer NPK	259,125.54
Nicaragua	PESQUEROS DE NICARAGUA	Fishing Equipment	160,642.60
Nicaragua	RAPPACCIOLI MCGREGOR, S.A. - RAMAC	Fertilizer (Urea Granular)	235,852.77
Nicaragua	RAPPACCIOLI MCGREGOR, S.A. - RAMAC	Fertilizers	122,253.25
Nicaragua	SAGSA DISAGRO S.A.	Fertilizers UREA AND NPK	280,421.90
Niger	ETS EL HADJI ABDOULAYE ZAKARI	Animal feed	114,666.77
Niger	ETS EL HADJI ABDOULAYE ZAKARI	ANIMAL FEED SON DE BLÉ	805,786.62
Niger	ETS EL HADJI ABDOULAYE ZAKARI	ANIMAL FEED TO NIGER	842,333.37
Niger	ETS EL HADJI ABDOULAYE ZAKARI	Reimbursement partial liquidated damages in respect of orders	33,058.00
Niger	GIMPEX SARL	Animal feed	100,320.00
Niger	TALBA BUSINESS	Animal feed	606,350.00
Niger	TALBA BUSINESS	Animal feed	101,150.00
Niger	TALBA BUSINESS	Animal feed	767,800.00
Niger	ZYL COMMODITIES	Animal feed	748,610.00
Pakistan	AGRITEC INDUSTRIES (PVT) LTD	SEED GRADER	154,500.00
Pakistan	AL-SAEED TRADING CO	Maize Seed	123,886.00
Pakistan	AMJAD BROTHERS ZARAI INDUSTRIES	Agriculture Machinery	167,164.00
Pakistan	BAIZAI TRADERS MARDAN	Maize and Rice.	166,982.55
Pakistan	CHAPPAL TRADERS	Animal feed	7,424,116.44
Pakistan	CHAPPAL TRADERS	OAT SEEDS	643,314.87
Pakistan	HYDERABAD SEED CORPORATION	RICE SEED	74,208.60
Pakistan	JOINT VENTURE	CROP SEEDS	1,531,839.69
Pakistan	JOINT VENTURE	DAP fertilizer	2,461,250.00
Pakistan	JOINT VENTURE	DAP fertilizer	179,000.00
Pakistan	JOINT VENTURE	FERTILIZERS: UREA AND DAP	3,465,201.25
Pakistan	JOINT VENTURE	FERTILIZERS: UREA AND DAP	6,999,639.86
Pakistan	JOINT VENTURE	UREA AND DAP	691,500.00
Pakistan	JOINT VENTURE	UREA AND DAP	216,190.00
Pakistan	JOINT VENTURE	UREA Fertilizer	2,265,600.00
Pakistan	JOINT VENTURE	WHEAT SEED	1,522,508.00
Pakistan	JOINT VENTURE	Wheat Seeds	1,347,790.00
Pakistan	KB STRENGTHS	WHEAT SEED VARIETY SEHAR	1,529,490.82
Pakistan	PUNJAB SEED CORPORATION	WHEAT SEED	80,250.00
Pakistan	RACHNA AGRI BUSINESS	LENTIL AND OAT SEEDS	125,116.00
Pakistan	RACHNA AGRI BUSINESS	Maize seed (fodder), mash beans & sorghum seed (fodder)	467,854.70
Pakistan	RACHNA AGRI BUSINESS	VEGETABLE SEED KITS	172,752.09
Pakistan	RACHNA AGRI BUSINESS	VEGETABLE SEED KITS	206,034.84
Pakistan	SAREMCO INTERNATIONAL	Compound Animal Feed	3,601,011.29
Pakistan	SHEIKH ARSHAD & CO	Wheat Seeds	639,710.00
Pakistan	SHER REHMAN POULTRY AND VETERINARY TRADERS	Poultry birds	253,547.00
Pakistan	SHER REHMAN POULTRY AND VETERINARY TRADERS	Poultry feed	93,620.00
Pakistan	VIBRANT SOLUTIONS PVT LTD	POWER TILLER UNITS	600,956.00
Philippines	BASIC AGRI INDUSTRIAL SALES	Yanmar diesel engine water cooledhp. ,hp, hp & hp.	401,458.20
Philippines	KUBOTA AGRO-INDUSTRIAL MACHINERY PHILIPPINES, INC.	Pump Sets	205,603.22
Philippines	KUBOTA AGRO-INDUSTRIAL MACHINERY PHILIPPINES, INC.	Centrifugal pumps, non-self priming, diesel engines and accessories	209,155.65
Philippines	KUBOTA AGRO-INDUSTRIAL MACHINERY PHILIPPINES, INC.	WATER COOLED DIESEL ENGINES	727,471.50
Philippines	NEUEA ECJA SEED GROWERS MULTI-PURPOSE COOPERATIVE	RICE SEEDS TO PHILIPPINES	89,712.00
Russian Federation	FEDERAL GOVERNMENTAL INSTITUTION (FGI "ARRIAH")	FMD Vaccines for Georgia, Armenia & Azerbaijan	266,750.00
Russian Federation	FEDERAL GOVERNMENTAL INSTITUTION (FGI "ARRIAH")	FMD vaccinesArmenia/Georgia & Azerbaijan	304,290.00
Russian Federation	FEDERAL GOVERNMENTAL INSTITUTION (FGI "ARRIAH")	only for payment purpose ref. PO Bid /wwf PR	84,840.00
Rwanda	QUINCAILLERIE INEZA	Fertilizer UREA	390,500.00
Sierra Leone	FOMEL IND & NATIONAL INDUSTRIALIZATION CENTER	Cassava Graters for Sierra Leone	433,836.00
Sierra Leone	WINGIN HEAVY DUTY MACHINE CO LTD	Agricultural Equipment	297,557.00
Sierra Leone	WINGIN HEAVY DUTY MACHINE CO LTD	Agricultural Equipment for Sierra Leone	1,620,150.00
Singapore	TOYOTA TSUSHO (SINGAPORE) PTE LTD	Vehicles	49,000.00

Major Orders for Goods by Agency during 2010 (Orders of \$30,000 or more)

AGENCY			PO value
Location of supplier	Name of supplier	Description of goods (equipment)	USD
FAO Continued			
Singapore	TOYOTA TSUSHO (SINGAPORE) PTE LTD	Vehicles	48,800.00
South Africa	AVIMA (PTY) LTD	Pesticide Chlorpyrifos	444,575.00
South Africa	BIOLOGICAL CONTROL PRODUCTS SA PVT LTD	Biopesticide Green Muscle	109,220.00
South Africa	BIOLOGICAL CONTROL PRODUCTS SA PVT LTD	Biopesticide GREENMUSCLE	554,900.00
South Africa	GOIZPER S COOP	freight	148,428.45
South Africa	HYDRAFORM INTERNATIONAL PTY LTD	Blockmaking machine with accessories	75,021.42
South Africa	INDAC CORPORATION LIMITED	DAP Fertilizer	79,875.00
South Africa	NOVEDADES AGRICOLAS S.A.	Irrigation Equipment	59,208.20
South Africa	NOVEDADES AGRICOLAS S.A.	Miscellaneous irrigation	302,012.28
South Africa	TATENDA IMPORT & EXPORT	Bicycles, for female and male use	277,666.95
South Africa	V & M GRAINS CC	CAN Fertilizer	669,500.00
South Africa	XCALLIBRE	Digital pens with software and subscription for months	72,289.98
Sri Lanka	AGSTAR SEEDS (PVT) LTD	DIRECT PROCUREMENT APPROVED BY HQPC ON	866,666.67
Sri Lanka	CIC SEEDS PVT LTD	direct procurement	751,111.11
Sri Lanka	EDNA ENGINEERING (PVT) LTD	Water Pumps plus Hose Pipes	163,500.00
Sri Lanka	HAYLEYS AGRO FERTILIZER PVT LTD	RICE SEEDS TO VARIOUS LOCATIONS IN SRI LANKA	800,222.22
Sri Lanka	PARAKRAMA SEEDS	RICE SEEDS TO VARIOUS LOCATIONS IN SRI LANKA	392,888.89
Sri Lanka	SOLEX ENGINEERING (PVT) LTD	Centrifugal self priming water pump, Hp fitted on volute casing & hose pipes	159,500.00
Sudan	AGRIBUSINESS SUDAN COMPANY	Forage Seed	95,000.00
Swaziland	AFRITOOL PTY LTD	Houe	33,540.00
Swaziland	AFRITOOL PTY LTD	Houe	65,057.28
Swaziland	AFRITOOL PTY LTD	Houe	98,767.56
Swaziland	AFRITOOL PTY LTD	Houe	102,960.06
Swaziland	AFRITOOL PTY LTD	Houe	41,352.24
Swaziland	AFRITOOL PTY LTD	Houe	128,958.72
Swaziland	HYUNDAI SWAZILAND	Vehicles	53,926.00
Sweden	BIAB INTERNATIONAL AB	Bicycles for project /ZAM/IEC	184,076.00
Sweden	BIAB INTERNATIONAL AB	Galvanized Iron Sheet for Timor L.	287,000.00
Sweden	SEGRE AB	REUSABLE MASKS	167,978.00
Switzerland	CENTRE FOR DEVELOPMENT & ENVIRONMENT - CDE	Publication "Mountains and Climate Change"	112,333.95
Syrian Arab Republic	GENERAL ORGANIZ. FOR SEED MULTIPLICATION (GOSM)	Barley Seeds	226,687.50
Syrian Arab Republic	GENERAL ORGANIZ. FOR SEED MULTIPLICATION (GOSM)	Barley Seeds	123,607.10
Syrian Arab Republic	GENERAL ORGANIZ. FOR SEED MULTIPLICATION (GOSM)	Barley Seeds	127,651.83
Syrian Arab Republic	GENERAL ORGANIZATION FOR FODDER	Additional Animal feed	119,079.00
Taiwan	HO CHENG GARDEN TOOLS CO. LTD	Fruit picker	30,340.00
Tanzania, United Republic of	PANNAR SEED (TANZANIA) LTD	Maize Seeds	1,012,000.00
Tanzania, United Republic of	SUBA AGRO-TRADING & ENGINEERING CO. LTI	Maize Seeds	456,636.20
Tanzania, United Republic of	SUBA AGRO-TRADING & ENGINEERING CO. LTI	Sorghum Seeds	588,746.00
Togo	AGRIMAT SARL	Maize Seeds	169,550.00
Togo	AGRIMAT SARL	TRACTOR	65,975.00
Togo	AGRIMAT SARL	TRACTOR	71,800.00
Turkey	OST OLGUN DIS TICARET AS	DI-AMMONIUM PHOSPHATE (DAP)	73,250.00
Turkey	OST OLGUN DIS TICARET AS	FERTILIZER (NPK --) TO FREETOWN, SIERRA LEONE	394,014.00
Turkey	OST OLGUN DIS TICARET AS	FERTILIZER (UREA DAP NPK) TO BURKINA FAO	236,785.00
Turkey	OST OLGUN DIS TICARET AS	NA	245,426.40
Turkey	URVE TEKNOLOJI TEMIZ ENERJI SERA SISTEMLERI	Glasshouse for Iraq	285,200.00
Uganda	TIANJIN MACHINERY COMPANY (U) LTD	Agricultural Hand Tools for Haitivarious projects	442,496.34
Uganda	TIANJIN MACHINERY COMPANY (U) LTD	Hoes without handle	335,000.00
United Arab Emirates	NATIONAL UNITED TRADING AND INVEST CO LLC (NUTICO)	UREA	327,430.80
United Arab Emirates	OKI GENERAL TRADING LLC	Vehicle	231,900.00
United Arab Emirates	STREIT GROUP FZE	Vehicle	510,000.00
United Arab Emirates	TEEBEA ENGINEERING INDUSTRIES LLC	Pollen atomizers	69,750.00
United Arab Emirates	TIANJIN MACHINERY COMPANY (U) LTD	Fertilizer UREA	155,430.00
United Arab Emirates	TRUEBELL MARKETING & TRADING LLC	Truck	35,010.00
United Arab Emirates	WORLD FOOD PROGRAMME (UN)	Codan radios	41,214.49
United Kingdom	AESKJAER LTD	VEHICLES	140,850.00
United Kingdom	BIOLOGICAL DIAGNOSTIC SUPPLIES LIMITED	Laboratory equipments and consumables	44,883.25
United Kingdom	GREENHAM EXPORT	Personal protection, cleaning and hygiene supplies	32,410.00
United Kingdom	GREENHAM EXPORT	Protective Clothing for Eritrea	47,995.36
United Kingdom	MEDIWORLD LTD	Laboratory equipment	48,328.00
United Kingdom	PBSC LTD	GAS TIGHT DOORS	524,576.40
United Kingdom	PBSC LTD	Laboratory furniture	42,126.00
United Kingdom	SPARTAN RELIEF SUPPLIES LTD	Chemicals	95,549.25
United Kingdom	WA PRODUCTS UK LTD	REUSABLE GLOVES	116,403.57
United Kingdom (Gibraltar)	ARMOURED PROJECT VEHICLES -APV	Armored Level B Land Cruiser	167,092.80
United Kingdom (Gibraltar)	ARMOURED PROJECT VEHICLES -APV	Armoured Toyota Land Cruiser	143,604.60
United Kingdom (Gibraltar)	ARMOURED PROJECT VEHICLES -APV	Vehicle	167,092.80
United Kingdom (Gibraltar)	ARMOURED PROJECT VEHICLES -APV	Vehicle	165,960.80
United Kingdom (Gibraltar)	ARMOURED PROJECT VEHICLES -APV	Vehicle	165,960.80
United Kingdom (Gibraltar)	TOYOTA GIBRALTAR STOCKHOLDINGS LTD (TGS)	Toyota Hilux Double Cabin	33,915.89
United Kingdom (Gibraltar)	TOYOTA GIBRALTAR STOCKHOLDINGS LTD (TGS)	Vehicle	31,049.12
United Kingdom (Gibraltar)	TOYOTA GIBRALTAR STOCKHOLDINGS LTD (TGS)	Vehicle	36,783.08
United Kingdom (Gibraltar)	TOYOTA GIBRALTAR STOCKHOLDINGS LTD (TGS)	Vehicle	43,662.97
United Kingdom (Gibraltar)	TOYOTA GIBRALTAR STOCKHOLDINGS LTD (TGS)	Vehicle	35,049.82
United Kingdom (Gibraltar)	TOYOTA GIBRALTAR STOCKHOLDINGS LTD (TGS)	Vehicle	33,803.74
United Kingdom (Gibraltar)	TOYOTA GIBRALTAR STOCKHOLDINGS LTD (TGS)	Vehicle	48,829.41
United Kingdom (Gibraltar)	TOYOTA GIBRALTAR STOCKHOLDINGS LTD (TGS)	Vehicle	32,043.51
United Kingdom (Gibraltar)	TOYOTA GIBRALTAR STOCKHOLDINGS LTD (TGS)	Vehicle	34,028.37
United Kingdom (Gibraltar)	TOYOTA GIBRALTAR STOCKHOLDINGS LTD (TGS)	Vehicle	33,064.02
United Kingdom (Gibraltar)	TOYOTA GIBRALTAR STOCKHOLDINGS LTD (TGS)	Vehicle	64,304.86
United Kingdom (Gibraltar)	TOYOTA GIBRALTAR STOCKHOLDINGS LTD (TGS)	Vehicle	52,044.22
United Kingdom (Gibraltar)	TOYOTA GIBRALTAR STOCKHOLDINGS LTD (TGS)	Vehicle	58,801.22
United Kingdom (Gibraltar)	TOYOTA GIBRALTAR STOCKHOLDINGS LTD (TGS)	Vehicle	107,823.93
United Kingdom (Gibraltar)	TOYOTA GIBRALTAR STOCKHOLDINGS LTD (TGS)	Vehicle for FAO Burkina Faso	60,278.00
United Kingdom (Gibraltar)	TOYOTA GIBRALTAR STOCKHOLDINGS LTD (TGS)	Vehicle for FAO Central African Republic	77,818.47
United Kingdom (Gibraltar)	TOYOTA GIBRALTAR STOCKHOLDINGS LTD (TGS)	Vehicle for FAO Cuba	33,407.44
United Kingdom (Gibraltar)	TOYOTA GIBRALTAR STOCKHOLDINGS LTD (TGS)	Vehicle for FAO Morocco	39,974.75
United Kingdom (Gibraltar)	TOYOTA GIBRALTAR STOCKHOLDINGS LTD (TGS)	Vehicle for FAO Sudan	39,244.04
United Kingdom (Gibraltar)	TOYOTA GIBRALTAR STOCKHOLDINGS LTD (TGS)	Vehicle for various projects	98,895.97
United Kingdom (Gibraltar)	TOYOTA GIBRALTAR STOCKHOLDINGS LTD (TGS)	Vehicle with accessories	70,699.43
United Kingdom (Gibraltar)	TOYOTA GIBRALTAR STOCKHOLDINGS LTD (TGS)	Vehicle with accessories	42,200.58
United Kingdom (Gibraltar)	TOYOTA GIBRALTAR STOCKHOLDINGS LTD (TGS)	Vehicle with accessories	44,646.45
United Kingdom (Gibraltar)	TOYOTA GIBRALTAR STOCKHOLDINGS LTD (TGS)	Vehicle with accessories	45,825.41
United Kingdom (Gibraltar)	TOYOTA GIBRALTAR STOCKHOLDINGS LTD (TGS)	Vehicle with accessories	129,918.21
United Kingdom (Gibraltar)	TOYOTA GIBRALTAR STOCKHOLDINGS LTD (TGS)	Vehicle with accessories	71,354.14
United Kingdom (Gibraltar)	TOYOTA GIBRALTAR STOCKHOLDINGS LTD (TGS)	Vehicle with accessories for FAO Angola	70,458.63
United States of America	ATLANTIC & GULF FISHING SUPPLY CORP	FISHING GEAR	109,261.30
United States of America	MICROWAVE TELEMETRY INC	Baby PTT transmitter for wildlife activities under Avian influenza Programme	28,500.00
United States of America	PASSPORT TRADING GROUP LLC	Firefighting equipment and accessories	129,252.00
United States of America	PLANSON INTERNATIONAL CO INC	Latitude E Laptops	85,575.00
United States of America	PP SYSTEMS	Photosynthesis system	43,550.00
United States of America	WA PRODUCTS UK LTD	Artificial Inseminations for JAMAICA	69,231.19
Zimbabwe	OMNIA FERTILIZER ZIMBABWE (PVT) LTD	Fertilizer, CAN & Compound D and NPK	437,500.00
Zimbabwe	WORLD BICYCLE RELIEF	Bicycles for female and male use	53,268.15
IAEA			
Australia	CSIRO Exploration and Mining	Laboratory Equipment and Supplies	78,093.31
Australia	CSIRO Exploration and Mining	Spectrometer Mass	105,476.67
Australia	Kapsch BusinessCom AG	Telephone systems	61,641.68
Australia	LINDBERG GmbH	Measuring and testing equipment, parts and accessories there	126,893.52
Australia	LUFT-KLIMA Lüftungstechnik GmbH	Air conditioning machines, split type	128,952.38
Australia	PERKIN ELMER ITALIA S.p.A.	Liquid scintillation counters, automatic	131,112.64
Austria	A1 Telekom Austria AG	Network connection equipment 10-Base F (fiberoptics)	52,512.44
Austria	A1 Telekom Austria AG	Telecommunication equipment	58,310.34
Austria	ACP IT Solutions GmbH	Blades for tools	117,155.12
Austria	ACP IT Solutions GmbH	Computer network communication equipment	37,305.80
Austria	ACP IT Solutions GmbH	PC software, general	70,536.13
Austria	ACP IT Solutions GmbH	Security devices for EDP equipment	71,139.97
Austria	ACP IT Solutions GmbH	Software licenses	46,781.56
Austria	AMEX EXPORT-IMPORT Ges.m.b.H.	Multimeters	56,839.36
Austria	Amex Export-Import GmbH	Laboratory Equipment and Supplies	33,306.18
Austria	Amex Export-Import GmbH	Spectrophotometer	52,677.46

Major Orders for Goods by Agency during 2010 (Orders of \$30,000 or more)

AGENCY			PO value
Location of supplier	Name of supplier	Description of goods (equipment)	USD
IAEA Continued			
Austria	ARP DATAON GmbH	PC accessories	67,294.75
Austria	Atominstitut der Oesterreichischen Universitaeten	Reactor Equipment	81,349.54
Austria	Aufricht GmbH	Non-Destructive Testing Equipment (Non-Radioactive)	65,420.16
Austria	BACHER SYSTEMS EDV GmbH	Software licenses	162,672.22
Austria	Bechtle GmbH IT-Systemhaus Wien	Computers, laptop/notebook	51,795.92
Austria	Bechtle GmbH IT-Systemhaus Wien	Laptop/notebook computer accessories	36,625.85
Austria	Bechtle GmbH IT-Systemhaus Wien	Software application packages	158,741.63
Austria	CAMECA	Controllers	46,759.85
Austria	CANBERRA PACKARD Central Europe GmbH	Analysers, data	31,700.00
Austria	CANBERRA PACKARD Central Europe GmbH	Analysers, pulse height, multichannel	63,770.00
Austria	CANBERRA PACKARD Central Europe GmbH	Detectors	64,713.06
Austria	CANBERRA PACKARD Central Europe GmbH	Detectors, radiation	121,791.61
Austria	CANBERRA PACKARD Central Europe GmbH	Registers	33,020.00
Austria	Canberra Packard Central Europe GmbH	Hot Cells and In-Cell Equipment	79,927.73
Austria	Canberra Packard Central Europe GmbH	Hot Cells and In-Cell Equipment	471,268.07
Austria	Canberra Packard Central Europe GmbH	Laboratory Equipment and Supplies	62,316.75
Austria	Canberra Packard Central Europe GmbH	Medical Equipment	56,767.41
Austria	Canberra Packard Central Europe GmbH	Medical Equipment	479,093.30
Austria	Canberra Packard Central Europe GmbH	Nuclear Research / Radiation Monitoring Instruments	30,270.00
Austria	Canberra Packard Central Europe GmbH	Nuclear Research / Radiation Monitoring Instruments	33,950.00
Austria	Canberra Packard Central Europe GmbH	Nuclear Research / Radiation Monitoring Instruments	35,500.00
Austria	Canberra Packard Central Europe GmbH	Nuclear Research / Radiation Monitoring Instruments	36,620.00
Austria	Canberra Packard Central Europe GmbH	Nuclear Research / Radiation Monitoring Instruments	38,860.00
Austria	Canberra Packard Central Europe GmbH	Nuclear Research / Radiation Monitoring Instruments	49,920.00
Austria	Canberra Packard Central Europe GmbH	Nuclear Research / Radiation Monitoring Instruments	50,280.00
Austria	Canberra Packard Central Europe GmbH	Nuclear Research / Radiation Monitoring Instruments	57,364.00
Austria	Canberra Packard Central Europe GmbH	Nuclear Research / Radiation Monitoring Instruments	81,490.01
Austria	Canberra Packard Central Europe GmbH	Nuclear Research / Radiation Monitoring Instruments	87,377.78
Austria	Canberra Packard Central Europe GmbH	Nuclear Research / Radiation Monitoring Instruments	87,960.00
Austria	Canberra Packard Central Europe GmbH	Nuclear Research / Radiation Monitoring Instruments	91,760.84
Austria	Canberra Packard Central Europe GmbH	Nuclear Research / Radiation Monitoring Instruments	106,330.00
Austria	Canberra Packard Central Europe GmbH	Nuclear Research / Radiation Monitoring Instruments	141,040.00
Austria	Canberra Packard Central Europe GmbH	Spectrometer Nuclear	89,342.97
Austria	CROFT ASSOCIATES Ltd.	Container, shipment	69,175.37
Austria	DATENTECHNIK GmbH	Equipment and accessories for connecting EDP equipment into	34,579.83
Austria	Dionex Austria GmbH	Chromatographic Equipment	56,734.43
Austria	FORSTER Metallbau Ges.m.b.H.	Shelving	31,441.67
Austria	GENERAL PHYSICS INSTITUTE OF THE RUSSIAN	Lasers	38,016.00
Austria	GRAVO D.O.O.	Lasers	37,070.00
Austria	H.O.S.C.H. Fenster & Tueren e.U.	Windows, french windows and their frames, of wood	38,840.31
Austria	HEWLETT PACKARD AUS/GER/JPN	Software application packages	1,132,863.25
Austria	IVELLIO-VELLIN	Computers, laptop/notebook	42,566.71
Austria	IVELLIO-VELLIN	PC, laptop/portable workstation	38,310.04
Austria	IVELLIO-VELLIN	Personal computers (PC), general purpose	31,638.89
Austria	Josef UNTERWEGER OHG	Bags, plastic	39,926.49
Austria	Kaleidoscope Communications Solutions	Software licenses	42,735.04
Austria	Kapsch BusinessCom AG	Telephone equipment	41,316.53
Austria	Martin YALE Industries Inc. kanin	Shredders	31,026.68
Austria	METTLER-TOLEDO Ges.m.b.H.	Titration equipment	45,632.33
Austria	MIDAS, Mikro-Datensysteme HandelsgmbH.	Printer accessories	68,402.34
Austria	MIRION TECHNOLOGIES (IST)	Cameras	40,961.81
Austria	Mondi Uncoated Fine Paper Sales GmbH	Paper, photocopying	50,693.14
Austria	OMEGA Handelsges.m.bH	Printer accessories	33,634.05
Austria	OMEGA Handelsges.m.bH	Printer accessories	249,395.38
Austria	ORACLE GmbH	Software application packages	222,503.60
Austria	ORACLE GmbH	Software licenses	42,944.00
Austria	PANATRONIC Ges.m.b.H.	Office articles, of base metal	41,029.22
Austria	PANATRONIC Ges.m.b.H.	Video monitors	94,357.73
Austria	PKE Electronics AG	Video conferencing equipment (VDK), networked video, over IP	180,700.37
Austria	RADIO KREJCIK KG	Projectors and related equipment	44,918.81
Austria	Reichhof & Reichhof GmbH	LAN file servers	447,513.09
Austria	Roentgenpartner Med. Vertriebs-u. Service Ges.m.b.H.	Medical Equipment	36,554.62
Austria	RS COMPONENTS Handelsges.mBH	Electronic components, parts and accessories thereof	33,333.33
Austria	SAS Institute Software Ges.m.b.H.	Software licenses	38,394.44
Austria	SCHMIDBERGER ELEKTRO Ges.m.b.H.	Batteries, primary	84,729.17
Austria	SCHMIDBERGER ELEKTRO Ges.m.b.H.	Cabinets, 19" for technical components	42,846.86
Austria	SCHMIDBERGER ELEKTRO Ges.m.b.H.	Electric power systems	47,075.00
Austria	SCHMIDBERGER ELEKTRO Ges.m.b.H.	Electrical installation materials	36,630.04
Austria	SCHMIDBERGER ELEKTRO Ges.m.b.H.	Monitoring equipment	59,125.00
Austria	SCHMIDBERGER ELEKTRO Ges.m.b.H.	Power supplies	40,795.31
Austria	Shimadzu Handelsgesellschaft mbH	Chromatograph, Gas	133,814.49
Austria	Shimadzu Handelsgesellschaft mbH	Chromatograph, HPLC	78,526.71
Austria	Shimadzu Handelsgesellschaft mbH	Chromatographic Equipment	54,441.81
Austria	Shimadzu Handelsgesellschaft mbH	Spectrophotometer	30,476.44
Austria	Shimadzu Handelsgesellschaft mbH	Spectrophotometer, Fast Fourier Transform IR	42,795.69
Austria	Shimadzu Handelsgesellschaft mbH	Spectrophotometer, UV-Vis	50,644.59
Austria	SIS Security Schwechat GmbH	Cameras, video	31,288.89
Austria	Stenqvist Austria Gesellschaft m.b.H.	Bags, paper, commissary	71,965.69
Austria	Thermo Fisher Scientific	Filtering equipment, laboratory	123,741.27
Austria	VWR International GmbH (AUS/USA)	Laboratory consumables	40,485.83
Austria	Waters Gesellschaft m.b.H..	Nuclear Research / Radiation Monitoring Instruments	37,210.00
Austria	Weiss Umwelttechnik GmbH	Laboratory Equipment and Supplies	81,793.69
Belgium	FSE International	Laboratory Equipment and Supplies	54,592.79
Belgium	HOLOGIC N.V.	X-Ray Equipment	69,901.70
Canada	Best Theratronics Ltd.	Irradiation Equipment	416,120.00
Canada	BOT ENGINEERING Ltd	Cables, electrical	207,000.00
Canada	BOT ENGINEERING Ltd	Data acquisition systems, automatic	91,500.00
Canada	BOT ENGINEERING Ltd	Detectors	97,624.00
Canada	BOT ENGINEERING Ltd	Detectors, electronics, preamplifier	262,047.32
Canada	BOT ENGINEERING Ltd	Detectors, gamma	56,102.68
Canada	BOT ENGINEERING Ltd	Preamplifiers	132,650.00
Canada	C3 Prozess- und Analysetechnik GmbH	Sample preparation line	31,480.48
Canada	SEASTAR CHEMICALS	Chemicals, basic	32,054.58
Canada	STAR.IK Ltd. Canada	Non-Destructive Testing Equipment (Non-Radioactive)	30,000.00
China	Beijing Northern Hilti Production Repair & Service Centre	Tools	31,195.02
China	Dionex China Ltd	Laboratory Equipment and Supplies	40,520.02
China	Earth Products China Ltd.	Laboratory Equipment and Supplies	149,800.46
China	SHIJIAZHANG GEO-TECHNOLOGY and TRADING INC.	Computer Software	30,300.00
Croatia	Ekoteh Dozimetrija Co Radiation Protecti	Sources	53,600.00
Czech Republic	Convera Ges.m.b.H.	Software licenses	78,571.43
Czech Republic	TOVEK spol. s.r.o.	Software application packages	94,062.83
Czech Republic	UJP Praha a.s.	Radiotherapy Equipment - Teletherapy Equipment, Cobalt-60 Machine	344,055.19
Czech Republic	UJP Praha a.s.	Radiotherapy Equipment - Teletherapy Equipment, Cobalt-60 Machine	363,111.13
Czech Republic	UJP Praha a.s.	Radiotherapy Planning System	64,830.49
El Salvador	Servicios Tecnicos de Ingenieria S.A. de C.V.	Spectrometer Mass	121,095.31
France	CEA - Commissariat A L'Energie Atomique	Computer Software	76,043.28
France	Detec Europe	Detectors, gamma	88,952.88
France	Euromedical Instruments	Irradiator Gamma, Semi-Industrial	34,402.10
France	GE HEALTHCARE	Nuclear Medicine Equipment	53,200.00
France	GE HEALTHCARE	X-Ray Equipment	95,000.00
France	I.P.S.I. - Soc. Internationale de Produits et Services Ind.	Non-Destructive Testing Equipment (Radioactive)	41,406.04
France	Institut Max von Laue Paul Langevin	Laboratory Equipment and Supplies	45,235.22
France	Merial S.A.S.	Veterinary Equipment	91,977.00
France	Thermo Fisher Scientific France	Chromatograph, Gas	50,490.17
France	Thermo Fisher Scientific France	Spectrometer Mass	32,391.59
France	Thermo Fisher Scientific France	Spectrometer Mass	89,113.22
France	WATERS SAS	Laboratory Equipment and Supplies	56,135.60
Germany	Analytik Jena AG	Spectrophotometer, Atomic Absorption	49,006.00
Germany	Berthold Technologies GmbH	Monitoring equipment, contamination	59,008.10
Germany	Bruker Nano GmbH	X-Ray Equipment	153,577.07
Germany	CMS GmbH - Computerized Medical Systems	Radiotherapy Planning System	73,197.29

Major Orders for Goods by Agency during 2010 (Orders of \$30,000 or more)

AGENCY			PO value
Location of supplier	Name of supplier	Description of goods (equipment)	USD
Germany	DMT Druckmesstechnik GmbH	Gauge, electronic	121,485.94
Germany	DMT Druckmesstechnik GmbH	Pressure gauges	42,013.89
Germany	DSG Detector Systems GmbH	Nuclear Research / Radiation Monitoring Instruments	70,367.94
Germany	Eckert & Ziegler BEBIG GmbH	Radiotherapy Equipment - Brachytherapy Equipment	205,808.15
Germany	Eckert & Ziegler BEBIG GmbH	Radiotherapy Equipment - Brachytherapy Equipment	284,890.60
Germany	Eckert & Ziegler Nuclitec GmbH (EZN)	Nuclear Research / Radiation Monitoring Instruments	50,861.25
Germany	Eckert & Ziegler Nuclitec GmbH (EZN)	Nuclear Research / Radiation Monitoring Instruments	96,858.86
Germany	EMLS e.K.	Microwave equipment	30,625.00
Germany	Gamma Service Medical GmbH	Irradiation Equipment	170,827.86
Germany	GAMMA-SERVICE MEDICAL GMBH	Sources, cobalt	39,005.24
Germany	Georg Pappas Automobil AG	Vans	41,987.76
Germany	ICx Technologies GmbH	Monitoring equipment	126,525.20
Germany	ICx Technologies GmbH	Nuclear Research / Radiation Monitoring Instruments	31,714.85
Germany	ICx Technologies GmbH	Software application packages	168,750.00
Germany	ICx Technologies GmbH	Spectrometers	190,635.88
Germany	ION-TOF GmbH	Spectrometer Mass	611,038.11
Germany	Isotope Technologies Dresden GmbH	Isotope Production Facility	743,482.26
Germany	IT-CUBE SYSTEMS GmbH	Software licenses	344,314.18
Germany	LABSCO - Laboratory Supply Company GmbH & Co. KG	Agricultural Equipment	38,418.16
Germany	LABSCO - Laboratory Supply Company GmbH & Co. KG	Chemicals	39,110.22
Germany	LABSCO - Laboratory Supply Company GmbH & Co. KG	Laboratory Equipment and Supplies	30,537.48
Germany	LABSCO - Laboratory Supply Company GmbH & Co. KG	Laboratory Equipment and Supplies	30,794.92
Germany	LABSCO - Laboratory Supply Company GmbH & Co. KG	Laboratory Equipment and Supplies	31,886.18
Germany	LABSCO - Laboratory Supply Company GmbH & Co. KG	Laboratory Equipment and Supplies	32,074.19
Germany	LABSCO - Laboratory Supply Company GmbH & Co. KG	Laboratory Equipment and Supplies	32,659.35
Germany	LABSCO - Laboratory Supply Company GmbH & Co. KG	Laboratory Equipment and Supplies	33,280.19
Germany	LABSCO - Laboratory Supply Company GmbH & Co. KG	Laboratory Equipment and Supplies	34,273.78
Germany	LABSCO - Laboratory Supply Company GmbH & Co. KG	Laboratory Equipment and Supplies	34,747.00
Germany	LABSCO - Laboratory Supply Company GmbH & Co. KG	Laboratory Equipment and Supplies	35,483.70
Germany	LABSCO - Laboratory Supply Company GmbH & Co. KG	Laboratory Equipment and Supplies	38,659.18
Germany	LABSCO - Laboratory Supply Company GmbH & Co. KG	Laboratory Equipment and Supplies	41,201.62
Germany	LABSCO - Laboratory Supply Company GmbH & Co. KG	Laboratory Equipment and Supplies	41,479.92
Germany	LABSCO - Laboratory Supply Company GmbH & Co. KG	Laboratory Equipment and Supplies	42,977.19
Germany	LABSCO - Laboratory Supply Company GmbH & Co. KG	Laboratory Equipment and Supplies	46,570.66
Germany	LABSCO - Laboratory Supply Company GmbH & Co. KG	Laboratory Equipment and Supplies	49,935.64
Germany	LABSCO - Laboratory Supply Company GmbH & Co. KG	Laboratory Equipment and Supplies	50,423.32
Germany	LABSCO - Laboratory Supply Company GmbH & Co. KG	Laboratory Equipment and Supplies	51,435.81
Germany	LABSCO - Laboratory Supply Company GmbH & Co. KG	Laboratory Equipment and Supplies	51,736.37
Germany	LABSCO - Laboratory Supply Company GmbH & Co. KG	Laboratory Equipment and Supplies	53,949.94
Germany	LABSCO - Laboratory Supply Company GmbH & Co. KG	Laboratory Equipment and Supplies	56,885.01
Germany	LABSCO - Laboratory Supply Company GmbH & Co. KG	Laboratory Equipment and Supplies	60,847.52
Germany	LABSCO - Laboratory Supply Company GmbH & Co. KG	Laboratory Equipment and Supplies	81,606.90
Germany	LABSCO - Laboratory Supply Company GmbH & Co. KG	Laboratory Equipment and Supplies	88,641.93
Germany	LABSCO - Laboratory Supply Company GmbH & Co. KG	Laboratory Equipment and Supplies	89,346.39
Germany	LABSCO - Laboratory Supply Company GmbH & Co. KG	Laboratory Equipment and Supplies	91,940.00
Germany	LABSCO - Laboratory Supply Company GmbH & Co. KG	Laboratory Equipment and Supplies	106,461.10
Germany	LABSCO - Laboratory Supply Company GmbH & Co. KG	Laboratory Equipment and Supplies	113,183.69
Germany	LABSCO - Laboratory Supply Company GmbH & Co. KG	Laboratory Equipment and Supplies	131,037.39
Germany	LABSCO - Laboratory Supply Company GmbH & Co. KG	Medical Equipment	53,751.60
Germany	LABSCO - Laboratory Supply Company GmbH & Co. KG	Nuclear Research / Radiation Monitoring Instruments	31,108.02
Germany	LABSCO - Laboratory Supply Company GmbH & Co. KG	Nuclear Research / Radiation Monitoring Instruments	227,409.75
Germany	LABSCO - Laboratory Supply Company GmbH & Co. KG	Testing Equipment	35,199.86
Germany	Leica Microsystems Vertrieb GmbH - DSA	Laboratory Equipment and Supplies	65,899.06
Germany	MAQUET GmbH & Co KG	Nuclear Research / Radiation Monitoring Instruments	30,557.70
Germany	MVC Mobile VideoCommunication AG	Video systems	39,724.05
Germany	MWT MESS- UND WIEGETECHNIK GmbH	Transducers, Load cells	32,198.95
Germany	PCO AG	Electronic Equipment and Components	33,622.22
Germany	Prosoft Krippner GmbH	Microfiche	62,924.98
Germany	RadPro International GmbH - Synodys Passive Dosimetry GmbH	Nuclear Research / Radiation Monitoring Instruments	66,473.06
Germany	SAPHYMO	Laboratory Equipment and Supplies	41,619.58
Germany	SCHWANDEL GmbH	Passenger saloons, 2WD	45,024.42
Germany	SCHWANDEL GmbH	Passenger saloons, 4WD	79,625.15
Germany	Servan Tech	Detectors	64,096.39
Germany	Siemens AG - Medical Solutions, GS SO	Medical Equipment	329,259.62
Germany	Siemens AG - Medical Solutions, GS SO	Nuclear Medicine Equipment	75,000.00
Germany	Siemens AG - Medical Solutions, GS SO	Nuclear Medicine Equipment	79,258.00
Germany	Spectro Analytical Instruments GmbH	Spectrometer Nuclear	79,960.58
Germany	Spectro Analytical Instruments GmbH	Spectrometer, Emission	110,373.26
Germany	S-prep GmbH	Neutron moisture gauges	40,977.24
Germany	TDK-Lambda Germany GmbH	Power supplies	55,690.75
Germany	Thermo Fisher Scientific France	Isotope analysis equipment	340,314.14
Germany	Thermo Fisher Scientific France	Spectrometers	147,340.71
Germany	Thermo Fisher Scientific Messtechnik GmbH	Laboratory Equipment and Supplies	32,753.00
Germany	Thermo Fisher Scientific Messtechnik GmbH	Laboratory Equipment and Supplies	61,664.73
Germany	Thermo Fisher Scientific Messtechnik GmbH	Nuclear Research / Radiation Monitoring Instruments	31,915.90
Germany	Thermo Fisher Scientific Messtechnik GmbH	Nuclear Research / Radiation Monitoring Instruments	45,965.83
Germany	Thermo Fisher Scientific Messtechnik GmbH	Nuclear Research / Radiation Monitoring Instruments	72,140.00
Germany	Thermo Fisher Scientific Messtechnik GmbH	Nuclear Research / Radiation Monitoring Instruments	103,484.00
Germany	Thermo Fisher Scientific Messtechnik GmbH	Nuclear Research / Radiation Monitoring Instruments	107,526.00
Germany	Thermo Fisher Scientific Messtechnik GmbH	TLD Reader	157,483.78
Germany	Thermo Fisher Scientific Messtechnik GmbH	Detectors, radiation	56,700.00
Germany	Thermo Fisher Scientific Messtechnik GmbH	Laboratory consumables	40,120.00
Germany	Thermo Fisher Scientific Messtechnik GmbH	Radiation monitors	168,480.00
Germany	Varian Medical Systems Haan GmbH	Medical Equipment	32,528.03
Germany	VWR International GmbH (AUS/USA)	Laboratory equipment	38,443.19
Germany	WAGNER Analysen Technik VertriebsgmbH.	Equipment for the optical industry	38,915.66
Germany	WAGNER Analysen Technik VertriebsgmbH.	Spectrometers, mass, accessories thereof.	72,717.95
Germany	WIESENTHAL & CO. GmbH.	Vehicles	62,172.77
Hungary	FALCO-SOPRON BUTOR KFT.	Furniture, office, other than chairs	53,300.85
Hungary	KROMAT LTD.	Chromatograph, HPLC	159,942.64
Hungary	Mediso Medical Equipment Development and Service Ltd.	Gamma Camera	35,000.00
Hungary	Mediso Medical Equipment Development and Service Ltd.	Gamma Camera	74,975.00
Hungary	Mediso Medical Equipment Development and Service Ltd.	Gamma Camera	97,000.00
Hungary	Mediso Medical Equipment Development and Service Ltd.	Gamma Camera	271,460.00
Hungary	Mediso Medical Equipment Development and Service Ltd.	Gamma Camera	378,510.00
Hungary	Mediso Medical Equipment Development and Service Ltd.	Gamma Camera	762,680.68
Israel	Bio-Fly	Entomological Equipment & Supplies	30,500.00
Israel	Bio-Fly	Entomological Equipment & Supplies	72,000.00
Israel	Bio-Fly	Entomological Equipment & Supplies	103,829.73
Italy	COMECER Srl	Hot Cells and In-Cell Equipment	61,313.70
Italy	COMECER Srl	Nuclear Medicine Equipment	30,453.35
Italy	COMECER Srl	Nuclear Medicine Equipment	60,446.78
Italy	COMECER Srl	Nuclear Medicine Equipment	60,446.78
Italy	COMECER Srl	Nuclear Medicine Equipment	63,080.77
Italy	COMECER Srl	Nuclear Medicine Equipment	97,709.59
Italy	Comecer Srl	Nuclear Research / Radiation Monitoring Instruments	60,446.78
Italy	INOX-FER SRL (Food Industries Equipments)	Entomological Equipment & Supplies	35,453.35
Italy	Joint Research Centre	Sealing materials	219,047.62
Italy	PERKIN ELMER ITALIA S.p.A.	Liquid scintillation counters, automatic	120,713.02
Italy	Perkin Elmer Italy S.p.A.	Counter, Liquid Scintillation Automatic	87,107.36
Italy	Perkin Elmer Italy S.p.A.	Nuclear Medicine Equipment	41,160.21
Italy	Perkin Elmer Italy S.p.A.	Spectrometer Nuclear	131,295.16
Italy	YIT Austria GmbH	Ventilating equipment, laboratory	134,952.71
Japan	Suruga Seiki Co., Ltd.	Microscopes	91,496.23
Japan	Tokyo Electric Power Company Inc.	PC, notebook	45,300.00
Japan	Wolfgang Denzel AG	Motor vehicles and parts and accessories thereof	58,368.28
Jordan	United Telecom Services Co. Ltd.	Electronic Equipment and Components	43,300.00
Kazakhstan	In Spe Computers	Computer Equipment, Other	37,324.00
Kazakhstan	Uiba Metallurgical Plant JSC	Non-Nuclear Industrial Equipment	49,926.24
Kenya	NOVOU BUILDERS AND GENERAL CONTRACTORS LTD	Agricultural Equipment	83,880.00
Korea, Republic Of	Nuclear Light Industry Company Limited	Hot Cells and In-Cell Equipment	121,422.57

Major Orders for Goods by Agency during 2010 (Orders of \$30,000 or more)

AGENCY			PO value
Location of supplier	Name of supplier	Description of goods (equipment)	USD
IAEA Continued			
Korea, Republic Of	Nuclear Light Industry Company Limited	Hot Cells and In-Cell Equipment	135,922.33
Latvia	ZRF RITEC SIA	Detectors	118,486.11
Lebanon	Technoline Sal	Chromatograph, Gas	78,695.02
Lebanon	Technoline Sal	Laboratory Equipment and Supplies	98,980.00
Malaysia	KL ANALYTICAL SDN BHD	Laboratory Equipment and Supplies	68,928.01
Netherlands	High Voltage Engineering Europa B.V.	Nuclear Research / Radiation Monitoring Instruments	174,507.23
Netherlands	Nucletron International B. V.	Radiotherapy Equipment - Brachytherapy Equipment	32,574.33
Netherlands	Nucletron International B. V.	Radiotherapy Equipment - Brachytherapy Equipment	35,025.57
Netherlands	Punch Graphix Europe bv	Printing colour bookbinding equipment	396,224.90
Pakistan	G4S Wackenhut Pakistan (Pvt), Ltd.	Protection devices for EDP equipment	198,776.00
Panama	Prodima, S.A.	Chromatograph, HPLC	91,866.86
Romania	GMB Computers Srl	Network connection equipment, miscellaneous	93,681.09
Romania	Namicom Testing s.r.l.	Laboratory Equipment and Supplies	32,341.86
Romania	SC Agilrom Scientific SRL	Spectrometer Mass	215,968.59
Russian Federation	FSUE RFNC-VNIIEF	Nuclear fuel, uranium enriched	490,000.00
Russian Federation	Open Joint Stock Company (OJSC "YAFI")	Monitoring equipment	201,492.04
Russian Federation	Open Joint Stock Company (OJSC "YAFI")	Radiation monitors	319,104.17
Russian Federation	RADEK Scientific Technical Centre	Spectrometer Nuclear	30,120.49
Russian Federation	Research Institute for Sci. Instruments	Irradiation equipment, other	47,182.18
Russian Federation	Scientific Production Center "Aspect"	Alarm systems	57,522.93
Russian Federation	The Open Joint-Stock Company "ISOTOPE"	Sources	53,981.11
Singapore	Agilent Technologies Singapore (Sales) Pte Ltd	Chromatograph, HPLC	66,795.00
South Africa	South African Nuclear Energy Corporation	Sources	111,828.00
South Africa	South African Nuclear Energy Corporation	Transport equipment	163,378.00
Sweden	ABEM Instrument AB	Geophysical Equipment	36,389.73
Sweden	ABEM Instrument AB	Geophysical Equipment	65,775.21
Sweden	AMC Konsult AB	Computer Software	100,657.03
Switzerland	Agilent Technologies International SARL	Testing Equipment	119,000.00
Switzerland	Huber + Suhner GmbH	Cables, electrical	190,013.39
Switzerland	Metrohm AG	Non-Destructive Testing Equipment (Radioactive)	70,274.46
Switzerland	United Nations Internat.Computing Centre	Network connection equipment, miscellaneous	269,280.00
Switzerland	VARIB MEDICAL SYSTEMS INTERNATIONAL AG	Accelerator, Electron	1,579,827.85
Turkey	ORBIT MUHENDISLIK INS. VE SATINALMA HIZM. LTD. STL.	Electronic Equipment and Components	36,227.33
Uganda	MAGSON CONSTRUCTION CO. LTD.	Agricultural Equipment	38,059.35
Ukraine	Atom Komplex Prylad	Electronic Equipment and Components	33,240.84
Ukraine	Atom Komplex Prylad	Laboratory Equipment and Supplies	72,351.12
Ukraine	BALTIC SCIENTIFIC INSTRUMENTS	Monitoring equipment	49,062.05
United Kingdom	Advanced Measurement Technology	Detectors	379,000.00
United Kingdom	Afinitt Ltd.	Training materials, EDP	41,673.41
United Kingdom	Ametek Advanced Measurement Technology	Laboratory Equipment and Supplies	30,040.00
United Kingdom	Axios Systems Plc	Software licenses	52,400.63
United Kingdom	BYG Systems Ltd.	Databases	144,774.44
United Kingdom	GCH TeamMate	PC software, general	86,500.00
United Kingdom	Clovis Lande Associates Ltd	Agricultural Equipment	33,105.00
United Kingdom	IQ CONSULTING	Software licenses	76,069.73
United Kingdom	Laboratory Impex Systems Limited	Secondary Standard Dosimetry Laboratory	77,366.00
United Kingdom	Labquip Projects Limited	Irradiator Gamma, Semi-Industrial	42,812.67
United Kingdom	Labquip Projects Limited	Laboratory Equipment and Supplies	42,747.26
United Kingdom	Labquip Projects Limited	Spectrophotometer, Atomic Absorption	30,219.40
United Kingdom	Labquip Projects Limited	X-Ray Equipment	59,919.37
United Kingdom	NATIONAL PHYSICAL LABORATORY	Isotope analysis equipment	80,914.29
United Kingdom	NU INSTRUMENTS LTD.	Detectors	78,912.47
United Kingdom	NU INSTRUMENTS LTD.	Spectrophotometer	52,897.67
United Kingdom	Oxford Microbeams Ltd.	Laboratory Equipment and Supplies	374,266.97
United Kingdom	Oxford Microbeams Ltd.	Testing Equipment	202,683.84
United Kingdom	PSA - P S Analytical LTD	Chromatographic Equipment	75,373.59
United Kingdom	Triton Technology Limited	Nuclear Research / Radiation Monitoring Instruments	63,137.92
United Kingdom	Wagtech International Ltd	Agricultural Equipment	60,024.19
United Kingdom	Wagtech International Ltd	Laboratory Equipment and Supplies	30,004.92
United Kingdom	Wagtech International Ltd	Laboratory Equipment and Supplies	30,660.63
United Kingdom	Wagtech International Ltd	Laboratory Equipment and Supplies	30,783.58
United Kingdom	Wagtech International Ltd	Laboratory Equipment and Supplies	31,079.16
United Kingdom	Wagtech International Ltd	Laboratory Equipment and Supplies	33,527.56
United Kingdom	Wagtech International Ltd	Laboratory Equipment and Supplies	37,235.22
United Kingdom	Wagtech International Ltd	Laboratory Equipment and Supplies	38,330.70
United Kingdom	Wagtech International Ltd	Laboratory Equipment and Supplies	38,832.90
United Kingdom	Wagtech International Ltd	Laboratory Equipment and Supplies	40,815.77
United Kingdom	Wagtech International Ltd	Laboratory Equipment and Supplies	41,519.09
United Kingdom	Wagtech International Ltd	Laboratory Equipment and Supplies	45,683.92
United Kingdom	Wagtech International Ltd	Laboratory Equipment and Supplies	45,963.57
United Kingdom	Wagtech International Ltd	Laboratory Equipment and Supplies	48,058.95
United Kingdom	Wagtech International Ltd	Laboratory Equipment and Supplies	51,011.22
United Kingdom	Wagtech International Ltd	Laboratory Equipment and Supplies	54,041.31
United Kingdom	Wagtech International Ltd	Laboratory Equipment and Supplies	54,878.72
United Kingdom	Wagtech International Ltd	Laboratory Equipment and Supplies	60,067.67
United Kingdom	Wagtech International Ltd	Laboratory Equipment and Supplies	64,353.05
United Kingdom	Wagtech International Ltd	Laboratory Equipment and Supplies	73,475.89
United Kingdom	Wagtech International Ltd	Laboratory Equipment and Supplies	77,257.36
United Kingdom	Wagtech International Ltd	Laboratory Equipment and Supplies	79,470.75
United Kingdom	Wagtech International Ltd	Laboratory Equipment and Supplies	80,842.56
United Kingdom	WATERS Ges.m.b.H.	Spectrometers, mass	354,166.67
United States of America	Adaptive Digital Systems Inc.	Surveillance cameras and accessories	401,975.00
United States of America	Advanced Measurement Technology	Monitoring equipment	192,522.00
United States of America	AIR FORCE TECHNICAL APPLICATIONS CENTER	Analyser, data	420,000.00
United States of America	analytic consult GmbH & Co KG	X-ray diffraction equipment	95,247.22
United States of America	AnalytiCON Instruments GmbH	PC, notebook	32,315.97
United States of America	Aquila Technologies	Cameras specially designed for underwater use	292,500.00
United States of America	Aquila Technologies	Seals for banding machines	65,900.00
United States of America	Aquila Technologies	Wire seals	32,950.00
United States of America	ARP DATACON GmbH	Software licenses	31,046.85
United States of America	Bechtie GmbH IT-Systemhaus Wien	PC software, general	33,229.17
United States of America	CANBERRA PACKARD Central Europe GmbH	Analysers, pulse height, multichannel	163,350.00
United States of America	CANBERRA PACKARD Central Europe GmbH	Detectors, gamma	90,820.00
United States of America	CANBERRA PACKARD Central Europe GmbH	Gamma ray spectrometer systems	38,520.00
United States of America	Canberra Industries, Inc.	Brackets	43,345.90
United States of America	Canberra Industries, Inc.	Lasers	43,350.00
United States of America	Canberra Industries, Inc.	Processor upgrades	43,750.00
United States of America	Canberra Industries, Inc.	Surveillance cameras and accessories	1,055,431.93
United States of America	Canberra Industries, Inc.	Surveillance/control systems, other	526,153.22
United States of America	Cem Corporation	Laboratory Equipment and Supplies	32,471.75
United States of America	Chemchek Instruments, Inc.	Nuclear Research / Radiation Monitoring Instruments	75,500.00
United States of America	Churchin Associates Ltd.	Medical Equipment	49,955.00
United States of America	Cryomech, Inc.	Laboratory Equipment and Supplies	48,318.00
United States of America	Delta Epsilon Instruments, Inc	Hydrology Equipment	31,949.98
United States of America	F & J Specialty Products Inc.	Air Monitoring Equipment	33,260.00
United States of America	GEOMETRICS, Inc.	Laboratory Equipment and Supplies	68,271.97
United States of America	HIROX Europe	Microscopes	71,580.99
United States of America	ICx Technologies GmbH	Spectrometers	62,458.33
United States of America	IVELLIO-VELLIN	Computers, laptop/notebook	347,704.75
United States of America	Landauer Inc.	Nuclear Research / Radiation Monitoring Instruments	30,000.00
United States of America	Landauer Inc.	Nuclear Research / Radiation Monitoring Instruments	59,150.00
United States of America	Life Measurement, Inc.	Medical Equipment	58,240.00
United States of America	Linde Electronics & Specialty Gases	Gases, rare, other	365,000.00
United States of America	Los Gatos Research	Hydrology Equipment	48,765.00
United States of America	Los Gatos Research	Hydrology Equipment	61,000.00
United States of America	Los Gatos Research	Hydrology Equipment	75,330.00
United States of America	Los Gatos Research	Laboratory Equipment and Supplies	60,580.00
United States of America	Micro-Simulation Technology	Computer Software	119,000.00
United States of America	Microsoft Ireland Operations Limited	PC software, general	537,034.86
United States of America	Midways Software Inc.	Computer Software	33,200.01
United States of America	PEGATEC GmbH	PC software, general	63,725.49

Major Orders for Goods by Agency during 2010 (Orders of \$30,000 or more)

AGENCY			PO value
Location of supplier	Name of supplier	Description of goods (equipment)	USD
IAEA Continued			
United States of America	Planson International Company	Computer Equipment, Other	47,490.00
United States of America	Planson International Company	Laboratory Equipment and Supplies	35,995.00
United States of America	POINTE TECHNOLOGIES	Software licenses	45,000.00
United States of America	Software House International	PC software, general	57,205.13
United States of America	Structural Integrity Associates Inc.	Computer Software	31,100.00
United States of America	Telekom Austria TA AG	Network connection equipment, miscellaneous	1,680,345.90
United States of America	Thermo Fisher Scientific MesstechnikGmbH	Monitoring equipment	132,416.41
IFAD			
Italy	AUTOCENTRI BALDUINA SRL	Vehicles	55,115.98
Italy	AYNO VIDEOCONFERENZE SRL	Audio/Video Equipment	58,530.98
Italy	DIMENSION DATA ITALIA SRL	IT Equipment	166,818.13
Italy	EDILFEMA srl	IT Equipment	34,393.96
Italy	IRDI SYSTEMS SRL	Security Equipment	31,485.38
Spain	VTLS EUROPE S L	Software	58,793.47
ILO			
CHINA	PEAK INTERNATIONAL TRADE (TIANJIN) CO., LTD.	AGRICULTURE MACHINERY AND PARTS THEREOF	34,368.00
CONGO, DEM. REP.	ETS KKM	Bicycles -	31,050.00
CONGO, DEM. REP.	MAISON HAISER CONSTRUCT	Professional Toolkits - Training	150,000.00
CONGO, DEM. REP.	MAISON LA REFERENCE	Bicycles -	558,556.00
CONGO, DEM. REP.	MAISON LA REFERENCE	Professional Toolkits - Training	1,035,180.00
CONGO, DEM. REP.	MAISON LUNGA	Bicycles -	65,130.00
CONGO, DEM. REP.	MAISON LUNGA	Professional Toolkits - Training	154,200.00
CONGO, DEM. REP.	SHARCOM MAGASIN	Bicycles -	71,250.00
COTE D'IVOIRE	ADEMAT	Generator	49,302.00
DENMARK	BUKKEHAVE LTD	MOTOR VEHICLES AND PARTS AND ACCESSORIES THEREOF	91,377.07
ECUADOR	METROCAR	Vehicle	47,192.40
GERMANY	BOMAG GMBH	MINING, QUARRYING AND CONSTRUCTION MACHINERY	202,056.62
GERMANY	LEXISNEXIS GMBH	BOOKS, BROCHURES AND LEAFLETS, MAPS AND MUSIC	39,670.33
INDIA	VOLVO AUTO KASHYAP INDIA PVT. LTD	Vehicle	33,053.00
INDONESIA	PPPTK OTOMOTIF & ELEKTRONIKA	MACHINERY, SPECIAL PURPOSE, OTHER AND PARTS THEREOF	67,648.10
INDONESIA	PT TOYOTA ASTRA MOTORS	Vehicle	56,376.00
INDONESIA	PT. PANCA JAYA SETIA	AUTOMATIVE WORKSHOP EQUIPMENT	64,526.39
INDONESIA	PT. PANCA JAYA SETIA	MACHINERY, SPECIAL PURPOSE, OTHER AND PARTS THEREOF	120,125.61
INDONESIA	PT. PANCA JAYA SETIA	MACHINERY, SPECIAL PURPOSE, OTHER AND PARTS THEREOF	144,911.10
INDONESIA	PT. SWADAYA HARAPAN NUSANTARA	ELECTRIC MOTORS, GENERATORS AND TRANSFORMERS	89,800.00
IRELAND	MICROSOFT IRELAND OPERATIONS LTD	SOFTWARE, COMPUTER, INCLUDING MANUALS	59,969.04
IRELAND	MICROSOFT IRELAND OPERATIONS LTD	SOFTWARE, COMPUTER, INCLUDING MANUALS	238,521.03
JAPAN	NISSAN TRADING CO. LTD	MOTOR VEHICLES AND PARTS AND ACCESSORIES THEREOF	42,562.29
JAPAN	TOYOTA MOTOR CORPORATION	MOTOR VEHICLES AND PARTS AND ACCESSORIES THEREOF	31,118.09
JAPAN	TOYOTA MOTOR CORPORATION	MOTOR VEHICLES AND PARTS AND ACCESSORIES THEREOF	32,403.53
JAPAN	TOYOTA MOTOR CORPORATION	MOTOR VEHICLES AND PARTS AND ACCESSORIES THEREOF	32,950.00
JAPAN	TOYOTA MOTOR CORPORATION	MOTOR VEHICLES AND PARTS AND ACCESSORIES THEREOF	33,394.44
JAPAN	TOYOTA MOTOR CORPORATION	MOTOR VEHICLES AND PARTS AND ACCESSORIES THEREOF	33,738.89
JAPAN	TOYOTA MOTOR CORPORATION	MOTOR VEHICLES AND PARTS AND ACCESSORIES THEREOF	39,994.26
LEBANON	BADAWI	Tools, material, equipments	33,112.27
MAURITIUS	SUPPLYQUIP LIMITED	AGRICULTURE MACHINERY AND PARTS THEREOF	112,987.50
MAURITIUS	SUPPLYQUIP LIMITED	MINING, QUARRYING AND CONSTRUCTION MACHINERY	118,964.64
MOZAMBIQUE	TURCONSULT LDA.	Mobile training units	135,965.29
MOZAMBIQUE	VEBA IMPORT AND EXPORT LTD	Professional Toolkits - Training	206,132.00
NETHERLANDS	EBSCO SUBSCRIPTION SERV.EUROPE	BOOKS, BROCHURES AND LEAFLETS, MAPS AND MUSIC	7,000.00
NETHERLANDS	EBSCO SUBSCRIPTION SERV.EUROPE	NEWSPAPERS, JOURNALS AND PERIODICALS	180,500.00
SOUTH AFRICA	GLOBAL NISSAN PRETORIA	Vehicle	63,676.00
SWITZERLAND	ANTALIS SA	PULP, PAPER AND PAPERBOARD	39,575.65
SWITZERLAND	CANON (SUISSE) S.A.	PAINTS AND VARNISHES AND RELATED PRODUCTS,INK, ETC	22,205.61
SWITZERLAND	DELL COMPUTER S.A.	MICRO-COMPUTERS	34,387.85
SWITZERLAND	DELL COMPUTER S.A.	MICRO-COMPUTERS	38,476.64
SWITZERLAND	DELL COMPUTER S.A.	MICRO-COMPUTERS	45,598.13
SWITZERLAND	HEWLETT PACKARD (SUISSE) SARL	PROCESSING UNITS FOR EDP AND ACCESSORIES	326,107.01
SWITZERLAND	HEWLETT PACKARD (SUISSE) SARL	STORAGE UNITS AND STORAGE MEDIA FOR EDP	268,797.92
SWITZERLAND	ORACLE SOFTWARE (SCHWEIZ) GMBH	SOFTWARE, COMPUTER, INCLUDING MANUALS	223,500.00
SWITZERLAND	SAS INSTITUTE	SOFTWARE, COMPUTER, INCLUDING MANUALS	85,640.19
SWITZERLAND	SHARP ELECTRONICS (SCHWEIZ) AG	OFFICE AND ACCOUNTING MACHINERY	268,236.31
SWITZERLAND	XEROX AG	PAINTS AND VARNISHES AND RELATED PRODUCTS,INK, ETC	24,340.19
SWITZERLAND	XEROX AG	PULP, PAPER AND PAPERBOARD	39,252.34
TIMOR-LESTE	LAY SHOP UNIPESOAL LDA	Construction materials	200,000.00
UNITED ARAB STATES	STREIT GROUP FZE	MOTOR VEHICLES AND PARTS AND ACCESSORIES THEREOF	92,500.00
United Kingdom (Gibraltar)	TOYOTA GIBRALTAR STOCKHOLDINGS LTD	MOTOR VEHICLES AND PARTS AND ACCESSORIES THEREOF	33,193.71
United Kingdom (Gibraltar)	TOYOTA GIBRALTAR STOCKHOLDINGS LTD	MOTOR VEHICLES AND PARTS AND ACCESSORIES THEREOF	37,728.56
United Kingdom (Gibraltar)	TOYOTA GIBRALTAR STOCKHOLDINGS LTD	MOTOR VEHICLES AND PARTS AND ACCESSORIES THEREOF	42,719.90
United Kingdom (Gibraltar)	TOYOTA GIBRALTAR STOCKHOLDINGS LTD	MOTOR VEHICLES AND PARTS AND ACCESSORIES THEREOF	56,149.73
United Kingdom (Gibraltar)	TOYOTA GIBRALTAR STOCKHOLDINGS LTD	MOTOR VEHICLES AND PARTS AND ACCESSORIES THEREOF	58,096.90
United Kingdom (Gibraltar)	TOYOTA GIBRALTAR STOCKHOLDINGS LTD	MOTOR VEHICLES AND PARTS AND ACCESSORIES THEREOF	70,646.67
United Kingdom (Gibraltar)	TOYOTA GIBRALTAR STOCKHOLDINGS LTD	MOTOR VEHICLES AND PARTS AND ACCESSORIES THEREOF	124,043.11
United Kingdom (Gibraltar)	TOYOTA GIBRALTAR STOCKHOLDINGS LTD	MOTOR VEHICLES AND PARTS AND ACCESSORIES THEREOF	233,325.09
United States of America	UNITED NATIONS - NEW YORK	BOOKS, BROCHURES AND LEAFLETS, MAPS AND MUSIC	79,513.15
VIETNAM	VIXUCO	Vehicle	36,000.00
ZAMBIA	LUSAKA TOYOTA	Vehicle	35,751.00
ITC			
France	OFFICE DEPOT BUSINESS SOLUTIONS S.A.S.	Stationery articles	34,198.40
Ireland	MICROSOFT IRELAND OPERATIONS LIMITED	Software licenses	95,500.29
Italy	TORIELLI SPA	Machinery, special purpose, other	38,670.57
Sierra Leone	DREAMPERFECT SOLUTIONS LIMITED	Telecommunication equipment, other	41,660.00
Switzerland	GENIUS INSIDE SA	Software licenses	32,734.14
Switzerland	MIB SUISSE SA	Computers, laptop/notebook	83,720.08
Switzerland	NMB OFFICE DESIGN SA	Furniture, parts and accessories thereof	164,569.91
Switzerland	SERVICES INDUSTRIELS DE GENEVE	Electricity, Town Gas, Steam And Hot Water	241,951.60
Switzerland	SWISSCOM (SUISSE) SA	Telephone communications, charges	190,606.56
ITU			
Belarus	PATRIARCH COMPUTER SERVIC	Purchase IT equipment/ office furniture	59,580.06
Burkina Faso	WASTIAUX CORPORATE	Purchase IT equipment/ computer software/ licenses and patents	68,474.27
Egypt	INTERNATIONAL GROUP FOR T	Purchase vehicles	37,707.07
France	AGENIUM	Purchase computer software	47,337.10
France	SUFFIXE SAS	Purchase material construction (invest.)	126,146.36
Mauritania	CENTRE DE DISTRIBUTION IN	Purchase IT equipment/ licences and patents/ machines	30,737.44
Micronesia	GOVERNMENT OF THE FEDERAT	Purchase IT equipment	26,986.76
Morocco	UNIFORCE INFORMATIQUE	Purchase computer software/ It equipment	139,316.16
Netherlands	VIZADA BV	Purchase IT equipment	63,178.98
Spain	CODIUM TETRAGEN S.L.	Purchase IT equipment	138,746.89
Switzerland	AGEDA COMMUNICATION SARL	Purchase machine and technical equipment	32,052.15
Switzerland	AGEDA COMMUNICATION SARL	Purchase machine and technical equipment	37,521.05
Switzerland	ANTALIS SA	Paper nomenclature	490,762.83
Switzerland	CLASS-ORGA BUREAU SA	Purchase office furniture	31,002.82
Switzerland	CONNECTIS SA	Purchase IT equipment / other supplies-consumables	30,667.55
Switzerland	DELL SA	IS mat capitalized	60,784.61
Switzerland	DELL SA	IS mat capitalized	47,191.06
Switzerland	DELL SA	IS material	37,375.09
Switzerland	DELL SA	IS material	60,784.61
Switzerland	DELL SA	IS material	33,692.91
Switzerland	DELL SA	Purchase IT equipment	27,114.59
Switzerland	ECRAN 85' SG	Purchase IT equipment	28,561.52
Switzerland	INSIGHT TECHNOLOGY SOLUTI	Purchase computer software	57,647.15
Switzerland	INSIGHT TECHNOLOGY SOLUTI	Purchase IT equipment	28,617.99
Switzerland	KÄSTLI & CO. AG	Purchase material construction (invest.)	215,578.36
Switzerland	NEXTIRAONE SCHWEIZ GMBH	Purchase computer software	71,244.67
Switzerland	NEXTIRAONE SCHWEIZ GMBH	Purchase IT equipment	29,575.72
Switzerland	SMARTWAVE SA	Purchase computer software	47,696.65
Uganda	MFI OFFICE SOLUTIONS (U)	Purchase IT equipment	117,262.69
United Kingdom	TRASFNITE	Purchase computer software	32,459.40
United States of America	ASENTRIA	Purchase IT equipment	111,610.16
United States of America	SECANT	Purchase computer software	116,586.66

Major Orders for Goods by Agency during 2010 (Orders of \$30,000 or more)

AGENCY			PO value
Location of supplier	Name of supplier	Description of goods (equipment)	USD
OPCW			
Germany	BLÜCHER GMBH	PROTECTIVE OVERALLS OR TROUSER/JACK	57,362.82
Germany	BRUKER DALTONIK GMBH	CHEMICAL DETECTION EQUIPMENT	40,753.48
Netherlands	DELL B.V.	COMPUTER MONITORS	15,356.27
Netherlands	DELL B.V.	PERSONAL COMPUTERS (PC), GENERAL PU	87,841.93
Netherlands	HARDCAT LIMITED	INPUT/OUTPUT UNITS, OTHER	10,053.73
Netherlands	HARDCAT LIMITED	SOFTWARE LICENSES	27,517.04
Netherlands	HELLY HANSEN PRO B.V.	SAFETY CLOTHING AND HEADGEAR, OTHER	32,467.57
Netherlands	IBM NEDERLAND N.V.	SOFTWARE LICENSES	44,778.87
Netherlands	JOINT ANALYTICAL SYSTEMS BENELUX BV (JSB)	SPECTROMETERS, MASS, ACCESSORIES TH	128,094.29
Netherlands	JOINT ANALYTICAL SYSTEMS BENELUX BV (JSB)	SPECTROMETERS, MASS, ACCESSORIES TH	73,472.56
PAHO			
Argentina	GADOR S.A.	ANTIRETROVIRAL AGENTS	40,882.50
Australia	INVERNESS MEDICAL AUSTRALIA PTY LTD	DIAGNOSTIC TEST KITS	850,400.00
Belize	GLAXOSMITHKLINE BIOLOGICA	VACCINE	30,013,164.00
Brazil	EUROFARMA LABORATORIOS LTDA.	ANTI INFLAMMATORY	40,800.00
Brazil	EUROFARMA LABORATORIOS LTDA.	ANTIBACTERIAL	84,400.00
Brazil	FERSOL INDUSTRIA E COMERC	INSECTICIDES	1,339,196.00
Brazil	FIOTEC.	VACCINE	213,980.00
Brazil	LAFEPE.	CHAGAS	63,319.90
Brazil	RODAGRO COMERCIO E REPRESENTACOES LTDA	INSECTICIDES	4,850,337.08
Brazil	SANOFI-AVENTIS FARMACEUTICA LTDA.	ANTILEISHMANIASIS	657,714.20
Brazil	SYNGENTA PROTECAO DE CULT	INSECTICIDES	416,500.00
Canada	INTERVAX LIMITED.	VACCINE	1,147,524.90
Chile	KHB.	DIAGNOSTIC TEST KITS	34,545.00
Colombia	BAYER CROPSCIENCE, S.A.	INSECTICIDES	621,432.00
Colombia	ELECTROFUMIGACION TORO Y CIA. LTDA.	INSECTICIDES	418,801.80
Colombia	FITOGRANOS COMERCIALIZADORA AGROINDUST	INSECTICIDES	36,360.00
Colombia	PROFICOL ANDINA B.V	INSECTICIDES	282,021.77
Costa Rica	CAPRIS S.A.	REAGENTS	52,000.00
Costa Rica	INANBIO.	COLD CHAIN	54,585.00
Costa Rica	MERCK SHARP & DOHME CENTROAMERICA	ANTIRETROVIRAL AGENTS	1,184,254.50
Costa Rica	ROCHE SERVICIOS S.A.	ANTIRETROVIRAL AGENTS	32,438.28
Costa Rica	UNIVERSIDAD DE COSTA RICA.	ANTIVENUM	118,000.00
Denmark	CHEMINOVA A/S.	INSECTICIDES	1,354,300.40
Denmark	MISSIONPHARMA.	ANTIBACTERIAL	119,600.00
Denmark	MISSIONPHARMA.	ELECTROLYTES SOLUTIONS	48,000.00
Dominican Republic	DENTAL & MEDICAL DEPOT, C	BODY BAGS	115,000.00
Dominican Republic	DISTRIBUCION FARACH S.A.	ANTINEOPLASTIC	37,423.92
Dominican Republic	VICTORIA TRADING, S.A.	BEDS	51,300.00
Dominican Republic	VICTORIA TRADING, S.A.	CATHETERS IV NO 18	123,600.00
Dominican Republic	VICTORIA TRADING, S.A.	CATHETERS IV NO 22	61,800.00
Dominican Republic	VICTORIA TRADING, S.A.	ELECTROLYTES SOLUTIONS	719,820.00
Ecuador	QUIFATEX.	ANTIVIRAL	96,200.00
Finland	PA-HU OY	SYRINGES	78,291.20
France	AFRICASOINS. (SANOFI-AVENTIS)	ANTILEISHMANIASIS	93,704.00
France	MERIAL.	RABIES VACCINE CANINE 10 DOSE	1,096,000.00
France	MERIAL.	VETERINARY VACCINE	1,323,000.00
France	SANOFI PASTEUR.	SERA & IMMUNOGLOBULINS	200,000.00
France	SANOFI PASTEUR.	VACCINE	85,792,231.00
France	VIRBAC S.A	VETERINARY VACCINE	94,500.00
Germany	CSL BHRING GMBH	SERA & IMMUNOGLOBULINS	691,384.40
Germany	HELM MEDICAL GMBH HAMBURG.	SYRINGES	106,704.00
Germany	HUMAN GMBH	DIAGNOSTIC TEST KITS	142,600.92
Germany	KOMTUR-PHARMACEUTICALS	PSYCHOTHERAPEUTIC DRUGS	46,987.95
Germany	NOVARTIS VACC. AND DIAGN. GMBH & CO. KG.	VACCINE	1,709,321.00
Guatemala	ABBOTT LABORATORIOS S.A.	ANTIRETROVIRAL AGENTS	460,957.12
India	AOV INTERNATIONAL.	COLD CHAIN	33,360.00
India	AUROBINDO PHARMA LIMITED.	ANTIRETROVIRAL AGENTS	353,450.30
India	BHARAT BIOTECH INTERNATIONAL LIMITED.	VACCINE	50,000.00
India	CIPLA LTD	ANTIMALARIAL	165,472.00
India	CIPLA LTD	ANTIRETROVIRAL AGENTS	977,173.50
India	CLARIS LIFESCIENCES LTD	DILUENTS	58,800.00
India	CLARIS LIFESCIENCES LTD	ELECTROLYTES SOLUTIONS	65,453.00
India	HETERO DRUGS LIMITED.	ANTIRETROVIRAL AGENTS	2,640,645.06
India	HINDUSTAN SYRINGES & MEDICAL DEVICES	SYRINGES	148,472.00
India	LUPIN LIMITED.	ANTITUBERCULOSIS	2,226,395.56
India	MACLEODS PHARMACEUTICALS	ANTITUBERCULOSIS	244,821.60
India	MATRIX LABORATORIES LIMITED.	ANTIRETROVIRAL AGENTS	1,667,412.74
India	PANACEA BIOTECH LTD.	VACCINE	42,250.00
India	QUALPRO DIAGNOSTICS.	DIAGNOSTIC TEST KITS	377,133.00
India	RANBAXY LABORATORIES LIMITED.	ANTIRETROVIRAL AGENTS	42,315.00
India	SERUM INSTITUTE OF INDIA	VACCINE	22,635,886.59
Ireland	BIOTRIN INTERNATIONAL.	DIAGNOSTIC TEST KITS	89,800.00
Italy	GIO STYLE LIFESTYLE S.P.A.	COLD CHAIN	53,900.79
Italy	NOVARTIS VACCINES AND DIAGNOSTICS SRL.	VACCINE	13,282,213.00
Korea	GREEN CROSS CORPORATION.	SERA & IMMUNOGLOBULINS	3,105,000.00
Korea	GREEN CROSS CORPORATION.	VACCINE	12,507,528.00
Korea	LG LIFE SCIENCES	VACCINE	848,713.12
Mexico	BIO-RAD LABORATORIES	LABORATORY S&E	31,788.00
Mexico	BRISTOL MYERS SQUIBB DE MEXICO, S DE R L	ANTIRETROVIRAL AGENTS	262,651.00
Netherlands	AMSTELFARMA	ANTIASMATHICS	144,515.55
Netherlands	AMSTELFARMA	MUSCLE RELAXANTS	43,230.00
Netherlands	IDA FOUNDATION	ANTITUBERCULOSIS	664,774.46
Netherlands	IDA FOUNDATION	ELECTROLYTES SOLUTIONS	62,160.00
Netherlands	IDA FOUNDATION	EMERGENCY HEALTH KIT WHO IEHK BASIC UNIT (1000 PE	176,616.36
Netherlands	IDA FOUNDATION	EMERGENCY HEALTH KIT WHO IEHK SUPPLEMENT UNIT (100	69,759.36
Netherlands	JMRES	ANALGESICS	466,692.10
Netherlands	JMRES	ANTIMALARIAL	46,500.00
Netherlands	JMRES	COLD CHAIN	125,317.50
Netherlands	JMRES	DERMATOLOGICAL AGENTS	109,200.00
Netherlands	JMRES	EMERGENCY HEALTH KIT WHO IEHK BASIC UNIT (1000 PE	234,000.00
Netherlands	JMRES	EMERGENCY HEALTH KIT WHO IEHK SUPPLEMENT UNIT (100	35,100.00
Netherlands	JMRES	HOSPITAL EQUIPMENT	37,500.00
Netherlands	JMRES	VECTOR CONTROL	105,084.00
Netherlands	MERCK SHARP & DOHME INTERNATIONAL	VACCINE	9,272,060.00
Netherlands	SVIZERA EUROPE BV.	ANALGESICS	315,200.00
Netherlands	SVIZERA EUROPE BV.	ANTIBACTERIAL	76,800.00
Netherlands	SVIZERA EUROPE BV.	ANTITUBERCULOSIS	303,298.20
Netherlands	THE MEDICAL EXPORT GROUP	ANALGESICS	200,000.00
Netherlands	THE MEDICAL EXPORT GROUP	ANTIBACTERIAL	135,327.94
Netherlands	THE MEDICAL EXPORT GROUP	DIARRHOEAL DISEASE KIT BASIC MODULE	43,070.16
Netherlands	THE MEDICAL EXPORT GROUP	EMERGENCY HEALTH KIT WHO IEHK BASIC UNIT (1000 PE	330,400.00
Netherlands	THE MEDICAL EXPORT GROUP	EMERGENCY HEALTH KIT WHO IEHK SUPPLEMENT UNIT (100	48,611.20
Netherlands	THE MEDICAL EXPORT GROUP	ORTHOPEDIC APPLIANCES	231,785.80
Norway	POLYNOR.	SYRINGES	178,148.28
Norway	VIZADA NETWORKS A.S	TELECOMMUNICATIONS EQUIPM	44,173.00
Panama	STENDHAL AMERICAS, S.A.	ANTIRETROVIRAL AGENTS	183,712.50
Spain	TOYOTA GIBRALTAR STOCKHOL	VEHICLE	320,701.54
Switzerland	CRUCCELL SWITZERLAND AG.	VACCINE	32,180,683.90
Switzerland	NOVARTIS PHARMA AG.	ANTIMALARIAL	31,863.00
Switzerland	NOVARTIS VACCINES AND DIAGNOSTICS AG.	VACCINE	19,987,495.00
Switzerland	VESTERGAARD FRANDSEN GROUP S.A.	VECTOR CONTROL	260,424.45
United Arab Emirates	ABU DHABI MEDICAL DEVICES CO	SYRINGES	466,018.80
United Kingdom	BESTNET EUROPE LTD.	VECTOR CONTROL	160,898.50
United Kingdom	GLAXOSMITHKLINE EXPORT LTD.	VACCINE	50,404,684.00
United Kingdom	NOVARTIS VACCINES & DIAGNOSTICS LIMITED.	VACCINE	87,360,140.00
United States of America	AMERICAN HOSPITAL SUPPLY	BEDS	196,240.00
United States of America	AMERICAN HOSPITAL SUPPLY	COLD CHAIN	45,540.00
United States of America	APPLIED BIOSYSTEMS.	LABORATORY S&E	285,590.00
United States of America	BAXTER SALES AND DISTRIBUTION CORP.	ELECTROLYTES SOLUTIONS	394,400.00
United States of America	BIO-RAD LABORATORIES	DIAGNOSTIC TEST KITS	582,500.00

Major Orders for Goods by Agency during 2010 (Orders of \$30,000 or more)

AGENCY			PO value
Location of supplier	Name of supplier	Description of goods (equipment)	USD
PAHO Continued			
United States of America	CORE BTS, INC.	COMPUTER SOFTWARE LICENSE	36,982.40
United States of America	DELL MARKETING L.P	COMPUTER LAPTOP	38,736.39
United States of America	DELL MARKETING L.P	COMPUTER S&E	180,896.81
United States of America	DELL MARKETING L.P	COMPUTER WORK STATION	119,412.00
United States of America	EXPRESS PRINTING & GRAPHI	PRINTING SERVICES	39,870.00
United States of America	FREDRICKS & ASSOCIATES.	PRINTING SERVICES	47,940.00
United States of America	GUERNSEY OFFICE PRODUCTS	OFFICE SUPPLIES	110,000.00
United States of America	HAITI HOUSE DIVISION	MOBILE UNIT	90,248.00
United States of America	HELM MEDICAL.	SYRINGES	1,516,536.60
United States of America	INVITROGEN CORPORATION.	DIAGNOSTIC TEST KITS	35,958.00
United States of America	INVITROGEN CORPORATION.	REAGENTS	74,700.00
United States of America	J.REILLY ASSOCIATES	JANITORIAL SUPPLIES	53,000.00
United States of America	JOHN W. HOCK COMPANY	VECTOR CONTROL	142,380.00
United States of America	MERCK & CO. INC	VACCINE	3,928,317.00
United States of America	MERIDIAN BIOSCIENCE, INC	DIAGNOSTIC TEST KITS	63,000.00
United States of America	NUBENCO	BODY BAGS	64,982.00
United States of America	QIAGEN INC.	DIAGNOSTIC INSTRUMENTS	33,464.00
United States of America	RAYOMED.	CATHETERS, DISPOSABLE	52,930.00
United States of America	RAYOMED.	LABORATORY S&E	32,468.40
United States of America	RAYOMED.	TENTS	36,722.95
United States of America	SIEMENS HEALTHCARE DIAGNOSTICS INC	BEHRING #0WBF155	120,522.00
United States of America	SIEMENS HEALTHCARE DIAGNOSTICS INC	BEHRING #0WB0155	382,790.00
United States of America	SIEMENS HEALTHCARE DIAGNOSTICS INC	BEHRING #0WL1155	78,540.00
United States of America	SIEMENS HEALTHCARE DIAGNOSTICS INC	BEHRING #0WLN155	30,030.00
United States of America	TELEFONICA USA, INC.	COMPUTER S&E	477,482.02
United States of America	VALENT BIOSCIENCES CORPOR	VECTOR CONTROL	96,000.00
United States of America	WYETH HOLDINGS CORPORATION	VACCINE	96,642,000.00
United States of America	XPEDX.	PAPER	47,000.00
URUGUAY	ABBOTT LABORATORIES URUGUAY S.A.	ANTIRETROVIRAL AGENTS	158,472.00
URUGUAY	BECTON DICKINSON DEL URUGUAY S.A.	SYRINGES	620,348.40
UNDP			
Afghanistan	ABDUL RAHIM SALEH ZADA CO LTD	To purchase Diesel Generator 2	79,000.00
Afghanistan	AFGHANISTAN INFORMATION MANAGEMENT SERV	AIMS NEX ADV CLEARANCE	55,450.00
Afghanistan	AFGHANISTAN INFORMATION MANAGEMENT SERV	AIMS Nex Adv Clearance	52,840.00
Afghanistan	AFGHANISTAN INFORMATION MANAGEMENT SERV	AIMS Nex Adv Clearance 3rd Q 10	110,100.00
Afghanistan	AHMAD PRINTING PRESS	Brochure	59,400.00
Afghanistan	AHMAD PRINTING PRESS	Factsheets	36,400.00
Afghanistan	AHMAD PRINTING PRESS	Leaflets	99,000.00
Afghanistan	AHMAD PRINTING PRESS	Polling and Counting Procedure	44,280.00
Afghanistan	AHMAD PRINTING PRESS	Posters	198,900.00
Afghanistan	AHMAD PRINTING PRESS	Quick Reference Guide	45,050.00
Afghanistan	AHMAD PRINTING PRESS	Training Flipcharts	148,500.00
Afghanistan	AHMAD PRINTING PRESS	Two sheets Wolesi Jirga Mock B	37,540.00
Afghanistan	ATLANTIS CONSTRUCTION CO.LTD	Diesel power generator Set Mod	63,000.00
Afghanistan	BELAL BAKHSHI LTD	Codan Base Station	80,000.00
Afghanistan	CERTE CONSULTANCY	Dissemination of PSA for Radio	367,010.00
Afghanistan	CERTE CONSULTANCY	Dissemination of the Radio Soa	117,140.00
Afghanistan	CETENA GROUP	Provision of script writing, Produc	91,790.00
Afghanistan	E.C.L. AFGHAN LTD	Diesel for Country office Generator	47,300.00
Afghanistan	EIFFEL ADVERTISING	Rental of Billboards stands as	144,900.00
Afghanistan	F UNDUITSCH GMBH	Fright Charges	36,250.00
Afghanistan	F UNDUITSCH GMBH	Plastic Chair	57,000.00
Afghanistan	F UNDUITSCH GMBH	Plastic Table	156,750.00
Afghanistan	Hamed Warasta L.T.D	Stationery purchasing for IARC	103,680.00
Afghanistan	INSIGHT CONSULTING	Extension of contract for Medi	59,850.00
Afghanistan	INTERNATIONAL CONSTRUCTION MANAGMENT	Upon 100% Completion of works	39,650.00
Afghanistan	INTERNATIONAL CONSTRUCTION MANAGMENT	Upon 75% Completion of works	49,570.00
Afghanistan	IO GLOBAL SERVICES PRIVATE LIMITED	Internet bandwidth charges for	130,800.00
Afghanistan	IO GLOBAL SERVICES PRIVATE LIMITED	Internet charges for FEB.10	44,200.00
Afghanistan	IO GLOBAL SERVICES PRIVATE LIMITED	Internet Services (512 Kbps) f	66,830.00
Afghanistan	IO GLOBAL SERVICES PRIVATE LIMITED	Internet Services (512 Kbps) for EC	139,400.00
Afghanistan	JAN MOHAMMAD ZAZAI ARYOUBI LTD	Cold Lamination Pouches	75,180.00
Afghanistan	LAPIS LTD	Number of broadcasts of the ra	60,000.00
Afghanistan	LAPIS LTD	Script Writing of PSA for TV 1	60,260.00
Afghanistan	LIWAL LIMITED	Photo Copier 20 ppm, Duplex, A	34,200.00
Afghanistan	MEDIA SUPPORT PARTNERSHIP AFGHANISTAN	Dissemination of Documentary film	373,300.00
Afghanistan	MEDIA SUPPORT PARTNERSHIP AFGHANISTAN	Dissemination of PSA for TV 1	72,130.00
Afghanistan	MEDIA SUPPORT PARTNERSHIP AFGHANISTAN	Dissemination of PSA for TV 1 min (708,520.00
Afghanistan	MEDIA SUPPORT PARTNERSHIP AFGHANISTAN	Production of Documentary film	33,940.00
Afghanistan	MEDIA SUPPORT PARTNERSHIP AFGHANISTAN	Radio Soap Opera for the IEC P	56,280.00
Afghanistan	MEGAPLUS AFGHANISTAN LTD	Dell Optiplex 960FF Desktop	47,570.00
Afghanistan	MEGAPLUS AFGHANISTAN LTD	Desktop computer Dell Dell Op	56,380.00
Afghanistan	MEGAPLUS AFGHANISTAN LTD	Desktop computer Dell, Dual Co	322,250.00
Afghanistan	MEGAPLUS AFGHANISTAN LTD	Desktop computers option II in	52,860.00
Afghanistan	MEGAPLUS AFGHANISTAN LTD	IT (desktop/laptops) for HOO	46,690.00
Afghanistan	MEGAPLUS AFGHANISTAN LTD	ITB - ICT Equipis - MOE, the PO is f	60,700.00
Afghanistan	MEGAPLUS AFGHANISTAN LTD	Vostro 1510 Laptop computer wi	45,300.00
Afghanistan	NAWI MIRWAIS SADEQ LTD	Laptop computers- 14.1" widesc	33,750.00
Afghanistan	NOMANY PRINTING PRESS	Law books for Supreme Court (see	51,080.00
Afghanistan	PARWAN GROUP LTD	RDP#065-Inv#PG-1010-23	366,170.00
Afghanistan	POYA GRAPHIC ADVERTISEMENT CO.	Printing Flax Poll Signs, blac	54,840.00
Afghanistan	POYA GRAPHIC ADVERTISEMENT CO.	Rental of Poll Signs as list p	197,420.00
Afghanistan	QASAR-E-ARIANA CO LTD	DIAG Furniture	41,480.00
Afghanistan	RANA TECHNOLOGIES	Digital Sender	41,370.00
Afghanistan	RANA TECHNOLOGIES	Printer HP for ASGP	34,300.00
Afghanistan	RANA TECHNOLOGIES	Projector LCD Screen for ASGP	74,560.00
Afghanistan	RANA TECHNOLOGIES	UPS for ASGP	36,220.00
Afghanistan	ROSHAN EKWA LTD	meeting table with 20 chairs	66,890.00
Afghanistan	ROSHAN EKWA LTD	Sofa sets	46,040.00
Afghanistan	SALEEM NAJIB TAWANA CO LTD	Office Desk 180 CM with Drawer	62,920.00
Afghanistan	SAYARA MEDIA AND COMMUNICATION	Provision of script writing, P	47,240.00
Afghanistan	SHIRKAT CORTTON SAZI KABUL LTD	Voting screens for Polling day	457,600.00
Afghanistan	SKILL TREE GROUP LOGITIC & SUPPLY SERVIC	RDP#198-IT & Office Supplies	117,900.00
Afghanistan	STRENGTHS INNOVATIONS	Printing of sample Ballots (bl	59,580.00
Afghanistan	TAKHAR ARIA LTD	Codan Base Stations	72,600.00
Afghanistan	WESTERN ATLANTIC LOGISTIC SERVICES CO.	Cartridges for the printers M1	34,290.00
Algeria	EPE RETELEM - SPA	OMNIPXC OFFICE 200/z	30,330.00
Algeria	ER2	achat kit pompage solaire	39,600.00
Algeria	EURL KAPTAN ELECTRICITE	GROUPE ELECTROGENE DIESEL 167K	31,770.00
Angola	EMP TRANS LDA CARGO CENTER LUANDA	Invoice 310.039/10	30,590.00
Angola	EMP TRANS LDA CARGO CENTER LUANDA	Invoice n# 310.045/10 dated 03	38,800.00
Angola	ENTERPRENEURSHIP PROJECT	Partial FR03-3rd Quarter2010	38,540.00
Angola	FACULDADE DE DIREITO-UAN	THIRD QUARTER,2010	40,000.00
Angola	UNICEF ANGOLA	Expense Distribution	33,480.00
Argentina	A Z EDITORA SA	ARG/05/016-INV. 8160	228,370.00
Argentina	ACOSTA ALEJANDRO ANDRES	ARG/08/030-INV. 154	46,900.00
Argentina	AGUILAR ALTEA TAURUS ALFAGUARA SA D/EDIC	ARG/05/016-INV. 41213	40,620.00
Argentina	ALBI SA	ARG/07/007-INV. 126	90,890.00
Argentina	ALBI SA	ARG/07/007-INV. 099	116,960.00
Argentina	ALBI SA	ARG/07/007-INV. 156/161	179,480.00
Argentina	ALCATEL LUCENT DE ARGENTINA SA	ARG/08/009-INV. 4866	37,730.00
Argentina	ANSELMO L. MORVILLO SA	ARG/05/016-INV. 8382	55,660.00
Argentina	BG ANALIZADORES SA	ARG/06/009-VARIOUS PAYMENTS	58,450.00
Argentina	BOREAL TECHNOLOGIES SA	ARG/09/006-INV. 329	555,650.00
Argentina	CALLMED SA	ARG/08/030-INV. 2-3	69,040.00
Argentina	CASA PIRO S.A.	ARG/04/037-INV. 364/5	30,030.00
Argentina	CASA PIRO S.A.	ARG/04/037-INV. 411	34,120.00
Argentina	CASA PIRO S.A.	ARG/04/037-INV. 412	57,340.00
Argentina	CATALYSIS ARGENTINA SA	ARG/04/037-INV. 256	30,440.00
Argentina	CATALYSIS ARGENTINA SA	ARG/04/037-INV. 262/3	41,750.00
Argentina	CENTRO DE SERVICIOS HOSPITALARIOS S.A.	ARG/04/037-INV. 6907/08/16/17	95,150.00

Major Orders for Goods by Agency during 2010 (Orders of \$30,000 or more)

AGENCY			PO value
Location of supplier	Name of supplier	Description of goods (equipment)	USD
UNDP Continued			
Argentina	CENTRO DE SERVICIOS HOSPITALARIOS S.A.	ARG/04/037-INV 7040/1	56,790.00
Argentina	CENTRO DE SERVICIOS HOSPITALARIOS S.A.	ARG/04/037-INV 7166	51,300.00
Argentina	CENTRO DE SERVICIOS HOSPITALARIOS S.A.	ARG/04/037-TO ADJ VOU 102179	95,150.00
Argentina	CENTRO DE SERVICIOS HOSPITALARIOS S.A.	ARG/06/009-INV.6874/70177018	46,590.00
Argentina	COMPLUS SA	ARG/06/005-INV.353-354-355-356	161,520.00
Argentina	CRISAFULLI DANIEL LUIS JOSE	ARG/06/009-INV 7862	31,200.00
Argentina	CROMOION SRL	ARG/06/009-INV 23200/1/ 23264	62,780.00
Argentina	CROMOION SRL	ARG/06/009-INV 23745/6	30,480.00
Argentina	DATA MEMORY S.A.	ARG/05/001-INV.35934	34,870.00
Argentina	DATA MEMORY S.A.	ARG/06/018-INV.36664	38,170.00
Argentina	DATA MEMORY S.A.	ARG/08/002-INV.36224/270/320	68,000.00
Argentina	DINATECH S.A.	ARG/05/025-INV.6305-NC.270	55,470.00
Argentina	DINATECH S.A.	ARG/07/007-INV.6662	309,440.00
Argentina	DINATECH S.A.	ARG/08/030-INV.6023	43,280.00
Argentina	DINATECH S.A.	ARG/08/030-INV.6718-6726	1,676,400.00
Argentina	DINATECH S.A.	ARG/09/008-INV.6068	95,070.00
Argentina	DROGUERIA APONOR SA	ARG/04/037-INV 1260	32,460.00
Argentina	DROGUERIA APONOR SA	ARG/04/037-INV 1270/2/3	36,480.00
Argentina	DROGUERIA APONOR SA	ARG/04/037-INV 1345/44	33,710.00
Argentina	DROGUERIA APONOR SA	ARG/04/037-INV 1404/05/1364	73,330.00
Argentina	DROGUERIA APONOR SA	ARG/04/037-INV 1430/1/2	86,330.00
Argentina	DROGUERIA APONOR SA	ARG/04/037-INV.1310/1311	38,060.00
Argentina	DROGUERIA COMARSA S.A.	ARG/04/037-INV 43538/9/40	61,950.00
Argentina	DROGUERIA COMARSA S.A.	ARG/04/037-INV 42606	35,960.00
Argentina	DROGUERIA COMARSA S.A.	ARG/04/037-INV 42744/42838	93,000.00
Argentina	DROGUERIA COMARSA S.A.	ARG/04/037-INV 43191	48,750.00
Argentina	DROGUERIA COMARSA S.A.	ARG/04/037-INV 43198/99	89,790.00
Argentina	DROGUERIA COMARSA S.A.	ARG/04/037-INV 43911	31,730.00
Argentina	DROGUERIA COMARSA S.A.	ARG/04/037-INV 44094/5/43084	75,490.00
Argentina	DROGUERIA COMARSA S.A.	ARG/04/037-INV 44368	53,340.00
Argentina	DROGUERIA COMARSA S.A.	ARG/04/037-INV 44751	50,780.00
Argentina	DROGUERIA COMARSA S.A.	ARG/04/037-INV 44970/71/949	159,640.00
Argentina	DROGUERIA COMARSA S.A.	ARG/04/037-INV 45115	38,470.00
Argentina	DROGUERIA COMARSA S.A.	ARG/04/037-INV 45375/6/45745/6	143,660.00
Argentina	DROGUERIA COMARSA S.A.	ARG/04/037-INV 45830	100,200.00
Argentina	DROGUERIA COMARSA S.A.	ARG/04/037-INV 45847	56,010.00
Argentina	DROGUERIA COMARSA S.A.	ARG/04/037-INV 45908/9	88,450.00
Argentina	DROGUERIA COMARSA S.A.	ARG/04/037-INV 46234/5/6	70,320.00
Argentina	DROGUERIA COMARSA S.A.	ARG/04/037-INV.43433/4464/6	62,840.00
Argentina	EDESUR S.A.	ARG/08/002-INV 3841	70,710.00
Argentina	EDESUR S.A.	ARG/08/002-INV 4083	68,910.00
Argentina	EDICIONES SANTILLANA SA	ARG/05/016-INV.304730	182,780.00
Argentina	ESAOTE LATINOAMERICA S.A.	ARG/06/009-INV 772/3	107,900.00
Argentina	ESAOTE LATINOAMERICA S.A.	ARG/06/009-INV 803	36,000.00
Argentina	EXO S.A.	ARG/05/010-INV 35106	35,120.00
Argentina	EZCA SERVICIOS GENERALES SA	ARG/08/029-INV.986-995	53,570.00
Argentina	FARMED S.A.	ARG/04/037-INV 128269/81	126,730.00
Argentina	FARMED S.A.	ARG/04/037-INV 27345	98,010.00
Argentina	FARMED S.A.	ARG/04/037-INV 27431	58,910.00
Argentina	FARMED S.A.	ARG/04/037-INV 27495/513	156,070.00
Argentina	FARMED S.A.	ARG/04/037-INV 27530/1	65,980.00
Argentina	FARMED S.A.	ARG/04/037-INV 27777	54,910.00
Argentina	FARMED S.A.	ARG/04/037-INV 28070	47,390.00
Argentina	FARMED S.A.	ARG/04/037-INV 28199	85,210.00
Argentina	FARMED S.A.	ARG/04/037-INV 28210	33,600.00
Argentina	FARMED S.A.	ARG/04/037-INV 28211	36,290.00
Argentina	FARMED S.A.	ARG/04/037-INV 28553/62/63/74	68,260.00
Argentina	FARMED S.A.	ARG/04/037-INV 28587/598	39,270.00
Argentina	FARMED S.A.	ARG/04/037-INV.27816	92,810.00
Argentina	FARMED S.A.	ARG/04/037-INV.27868	32,750.00
Argentina	FARMED S.A.	ARG/04/037-INV.27880	71,690.00
Argentina	FIGOMAT SA	ARG/08/030-INV.162	87,020.00
Argentina	G Y P NEW TREE SA	ARG/05/010-INV 19751	30,340.00
Argentina	G Y P NEW TREE SA	ARG/05/010-INV 20930/1	42,990.00
Argentina	G Y P NEW TREE SA	ARG/07/005-INV 20758	74,690.00
Argentina	GEMATEC SRL	ARG/06/009-INV 01	36,620.00
Argentina	GHB NET SA	ARG/09/006-INV.12	42,220.00
Argentina	GONZALEZ GONZALEZ SA	ARG/07/001-INV 2277/8 NC 800	43,980.00
Argentina	GRAFICA PINTER S.A.	ARG/05/016-INV.5638	140,080.00
Argentina	GRIENSU S.A.	ARG/06/009-INV 1974	99,000.00
Argentina	GRUPO AUDIOVISUAL MERIDIANO ARGENTINA SA	ARG/08/029-INV.3	80,810.00
Argentina	HEWLETT PACKARD ARGENTINA S.R.L.	ARG/08/029-INV.17	678,810.00
Argentina	HEWLETT PACKARD ARGENTINA S.R.L.	ARG/08/029-INV.18	317,210.00
Argentina	INSTRUEQUIPOS S.A.	ARG/04/037-INV 12817	32,100.00
Argentina	INSTRUEQUIPOS S.A.	ARG/04/037-INV 12862/3	80,630.00
Argentina	INSTRUEQUIPOS S.A.	ARG/04/037-INV 12899/903	38,960.00
Argentina	INSTRUEQUIPOS S.A.	ARG/04/037-INV 12912/3	35,000.00
Argentina	INSTRUEQUIPOS S.A.	ARG/04/037-INV 12933	51,550.00
Argentina	INSTRUEQUIPOS S.A.	ARG/04/037-INV 12938/9	57,870.00
Argentina	INSTRUEQUIPOS S.A.	ARG/04/037-INV 12835	32,130.00
Argentina	INSTRUEQUIPOS S.A.	ARG/06/009-INV 12776/796 NC	68,690.00
Argentina	JAEJ S.A.	ARG/06/009-INV.201-2 NC.203-4	71,620.00
Argentina	KARL STORZ ENDOSCOPIA ARGENTINA SA	ARG/06/009-INV 5173	36,840.00
Argentina	KEY DIGITAL S.R.L.	ARG/08/009-INV 1483	52,840.00
Argentina	KONTROL A S.A.	ARG/04/037-INV 442	36,030.00
Argentina	KONTROL A S.A.	ARG/04/037-INV.452	30,810.00
Argentina	LABORATORIO PYAM S.A.	ARG/06/022-INV 515	34,320.00
Argentina	LABORATORIO PYAM S.A.	ARG/06/022-INV.517	51,800.00
Argentina	LABORATORIOS RICHMOND S.A.C.I.F.	ARG/04/037-INV 11117	45,230.00
Argentina	LABORATORIOS RICHMOND S.A.C.I.F.	ARG/04/037-INV 11363	31,170.00
Argentina	LOGICALIS ARGENTINA SA	ARG/05/001-INV.4759	55,800.00
Argentina	LOGICALIS ARGENTINA SA	ARG/05/001-INV.4977	55,800.00
Argentina	LOGICALIS ARGENTINA SA	ARG/05/001-INV.5045	47,830.00
Argentina	LOGICALIS ARGENTINA SA	OFICINA PNUD - CISCO SWITCHES	48,790.00
Argentina	MACOR INSUMOS HOSPITALARIOS S.R.L.	ARG/04/037-INV 24133	47,520.00
Argentina	MACOR INSUMOS HOSPITALARIOS S.R.L.	ARG/04/037-INV 24504	35,660.00
Argentina	MACOR INSUMOS HOSPITALARIOS S.R.L.	ARG/04/037-INV 24769	77,310.00
Argentina	MACOR INSUMOS HOSPITALARIOS S.R.L.	ARG/04/037-INV 25208	48,480.00
Argentina	MACOR INSUMOS HOSPITALARIOS S.R.L.	ARG/04/037-INV 25337	62,360.00
Argentina	MALLINCKRODT MEDICAL ARGENTINA LIMITED	ARG/06/009-INV 22094	61,610.00
Argentina	MILLENNIUM3 SA	ARG/07/007-INV 032	533,880.00
Argentina	MILTIPC ARGENTINA SRL	ARG/07/005-INV.2	62,800.00
Argentina	NETSIS SRL	ARG/06/009-VARIOUS PAYMENTS	102,720.00
Argentina	NOVO NORDISK PHARMA ARGENTINA SA	ARG/10/002-INV 618	98,310.00
Argentina	NUNEZ MARIA LAURA	ARG/06/009-INV 073	46,640.00
Argentina	PC ARTS ARGENTINA S.A.	ARG/07/007-INV 667	95,020.00
Argentina	PC ARTS ARGENTINA S.A.	ARG/07/007-INV 676	326,170.00
Argentina	PLACAX S.A.	ARG/04/037-INV 5817	35,960.00
Argentina	QUIRO-MED S.A.C.I.F.	ARG/06/009-INV 2768/70/74	56,240.00
Argentina	QUIRO-MED S.A.C.I.F.	ARG/06/009-INV 2805/2804	30,070.00
Argentina	QUIRO-MED S.A.C.I.F.	ARG/06/009-VARIOUS PAYMENTS	86,820.00
Argentina	RADIOGRAFICA AUSTRAL SA	ARG/06/009-INV 11225	57,760.00
Argentina	SATELIER Y ASOC. S.R.L.	ARG/04/037-INV 153/152	39,520.00
Argentina	SIEMENS S.A.	ARG/02/019-INV.296/7	879,000.00
Argentina	SYSTEMSCORP SA	ARG/08/029-INV.3835	210,650.00
Argentina	TACCO CALPINI S.A.	ARG/05/001-INV.1854 NC.1873	34,770.00
Argentina	TAOIT SA	ARG/05/001-INV.563	81,370.00
Argentina	TECNOMEDICA SRL	ARG/06/009-INV 4850/81	30,250.00
Argentina	TELESPAZIO ARGENTINA SA	ARG/08/030-INV.509	306,500.00
Argentina	TRACKER S.A.	ARG/07/G39-1ST ADV 3RD QTR/10	67,310.00
Argentina	TRACKER S.A.	ARG/08/030-INV.925	69,310.00

Major Orders for Goods by Agency during 2010 (Orders of \$30,000 or more)

AGENCY			PO value
Location of supplier	Name of supplier	Description of goods (equipment)	USD
UNDP Continued			
Argentina	VERTIGO FILMS SRL	ARG/08/029-INV 2	38,600.00
Argentina	WENT S.A.	ARG/04/037-INV 9362/9392	73,320.00
Armenia	EUROWAGEN LLC	VOLKSWAGEN TOUAREG	42,000.00
Armenia	MAGGA PRODUCTION COOPERATIVE	Cosmetology Laboratory Equipme	30,410.00
Armenia	MEGNA LLC	?Purchase and delivery of Comb	73,440.00
Armenia	MURAN Ltd	Expense Distribution	34,300.00
Armenia	MURAN Ltd	NISSAN TEANA	35,000.00
Armenia	MURAN Ltd	NISSAN URVAN QR25 DE	30,530.00
Armenia	SHINCERTIFICATE LLC	SUPPLY OF TWO WELDING LABORATO	71,320.00
Armenia	VALLEX F.M. ESTABLISHMENT	Computers Dell OptiPlex 380 MT	134,510.00
Armenia	VALLEX F.M. ESTABLISHMENT	Monitors Dell E2210 European B	36,730.00
Australia	UNITED NATIONS INDUSTRIAL DEVELOPMENT OR	UNITE DE TRANSFORMATION	57,500.00
Austria	AMEX EXPORT-IMPORT GMBH	AmpliSens® HIV-Monitor, packing siz	81,040.00
Austria	AMEX EXPORT-IMPORT GMBH	Automatic Sperm Quality Analyz	44,790.00
Austria	AMEX EXPORT-IMPORT GMBH	BACTEC reagents and related it	139,100.00
Austria	AMEX EXPORT-IMPORT GMBH	Biological cabinets as per att	170,410.00
Austria	AMEX EXPORT-IMPORT GMBH	Blood Bags	104,440.00
Austria	AMEX EXPORT-IMPORT GMBH	CD4 machine and Spectrophotome	50,010.00
Austria	AMEX EXPORT-IMPORT GMBH	Disposable syringes as per att	30,040.00
Austria	AMEX EXPORT-IMPORT GMBH	Disposable syringes as per attached	48,270.00
Austria	AMEX EXPORT-IMPORT GMBH	ELISA HIV test kits	150,790.00
Austria	AMEX EXPORT-IMPORT GMBH	Filter paper and related items	31,340.00
Austria	AMEX EXPORT-IMPORT GMBH	Flow Cytometer Partec PAS 3 Colour	40,730.00
Austria	AMEX EXPORT-IMPORT GMBH	Fully digital expert-class ult	167,110.00
Austria	AMEX EXPORT-IMPORT GMBH	Fully digital expert-class ultrasou	167,110.00
Austria	AMEX EXPORT-IMPORT GMBH	HIV test kits and blood group	44,310.00
Austria	AMEX EXPORT-IMPORT GMBH	HIV test kits and blood group reage	326,000.00
Austria	AMEX EXPORT-IMPORT GMBH	LABORATORY EQUIPMENT	37,020.00
Austria	AMEX EXPORT-IMPORT GMBH	LABORATORY EQUIPMENT - Blood Donor	30,440.00
Austria	AMEX EXPORT-IMPORT GMBH	LABORATORY EQUIPMENT - CD4 Cyf	105,260.00
Austria	AMEX EXPORT-IMPORT GMBH	LABORATORY EQUIPMENT - RT PCR and o	655,920.00
Austria	AMEX EXPORT-IMPORT GMBH	LABORATORY EQUIPMENT & SUPPLIES	230,830.00
Austria	AMEX EXPORT-IMPORT GMBH	LABORATORY EQUIPMENT AND REAGENTS	57,660.00
Austria	AMEX EXPORT-IMPORT GMBH	Laboratory equipment and suppl	74,190.00
Austria	AMEX EXPORT-IMPORT GMBH	LABORATORY EQUIPMENT AND SUPPL	33,240.00
Austria	AMEX EXPORT-IMPORT GMBH	Laboratory equipment and supplies	298,970.00
Austria	AMEX EXPORT-IMPORT GMBH	Laboratory equipment, special	200,220.00
Austria	AMEX EXPORT-IMPORT GMBH	Laboratory equipment, special purpo	668,150.00
Austria	AMEX EXPORT-IMPORT GMBH	Laboratory equipments and supp	223,320.00
Austria	AMEX EXPORT-IMPORT GMBH	LABORATORY EQUIPMENTS, Supplie	36,820.00
Austria	AMEX EXPORT-IMPORT GMBH	LABORATORY EQUIPMENTS, Supplies, re	49,980.00
Austria	AMEX EXPORT-IMPORT GMBH	Multi-Channel Enzyme Immunoass	70,840.00
Austria	AMEX EXPORT-IMPORT GMBH	Multi-Channel Enzyme Immunoassay An	93,150.00
Austria	AMEX EXPORT-IMPORT GMBH	On-Site Installation and Training f	31,010.00
Austria	AMEX EXPORT-IMPORT GMBH	Partec CD4 easy count kit and	65,300.00
Austria	AMEX EXPORT-IMPORT GMBH	Prueba rapida Determine as per	172,830.00
Austria	AMEX EXPORT-IMPORT GMBH	Reagents for BPC KeyLab analyzer	101,460.00
Austria	AMEX EXPORT-IMPORT GMBH	Reagents for Global 300/600 analyze	181,100.00
Austria	AMEX EXPORT-IMPORT GMBH	Reagents for National Microbiology	51,100.00
Austria	AMEX EXPORT-IMPORT GMBH	Reagents for Pentra 400 analyzer	86,830.00
Austria	AMEX EXPORT-IMPORT GMBH	System for laser thermal ablat	44,030.00
Austria	AMEX EXPORT-IMPORT GMBH	System for laser thermal ablation o	46,050.00
Austria	AMEX EXPORT-IMPORT GMBH	Various laboratory supplies	37,290.00
Austria	AMEX EXPORT-IMPORT GMBH	Water distillers	33,880.00
Austria	RUPERT KLINGER GES M B H	Purchase and delivery of 62 pr	128,250.00
Austria	SCHAGERL	30% OC 0023 INST MUSICALES	33,220.00
Austria	SCHAGERL	70% OC 0022 Y 0023. INST MUS	77,510.00
Azerbaijan	BM Texnologiya	1st tranche (80%) of total co	187,770.00
Azerbaijan	BM Texnologiya	1st tranche (80%) of total contrac	187,770.00
Azerbaijan	BM Texnologiya	2nd tranche (20%) final payment to	46,940.00
Azerbaijan	BM Texnologiya	remaining amount to company f	70,770.00
Azerbaijan	HTC LLC	Advance payment to "HTC" LLC f	190,370.00
Azerbaijan	HTC LLC	Advance payment to "HTC" LLC for pr	190,370.00
Azerbaijan	HTC LLC	Second installment to "HTC"LLC-to b	523,510.00
Azerbaijan	IMS-S LLC	Medical equipment for rehabili	90,560.00
Azerbaijan	INTERMEDSERVICE	70%pay 4 med eqpYevlax	86,860.00
Azerbaijan	New Tech LLC	80 % final installment to "New	46,030.00
Azerbaijan	Sandler expert limited	pay for procurement of Ambulan	87,980.00
Azerbaijan	SINAM MMC	First Installment of the Payme	900,000.00
Azerbaijan	Yenimotor MMC	Last payment - 80% for two Hon	49,820.00
Bangladesh	Beximco Pharmaceuticals Ltd.	40% payment of Equipment (Incr	186,070.00
Bangladesh	BRAC BD mail Network Ltd	Site Router- Cisco 1941	108,270.00
Bangladesh	Flora Limited	Computer	272,470.00
Bangladesh	Flora Limited	Desktop PC	45,530.00
Bangladesh	Flora Limited	Personal Computer	47,170.00
Bangladesh	Flora Limited	Personal Printers	39,900.00
Bangladesh	Flora Limited	Printer	245,060.00
Bangladesh	Information Solution Ltd	MS Office License	30,400.00
Bangladesh	Innovative Media Limited	388 units Sign Board with deli	30,880.00
Bangladesh	MYSTIC	First Phase (20%)(Payment Upon	85,490.00
Bangladesh	MYSTIC	First Phase (20%)(Payment Upon Sign	85,510.00
Bangladesh	MYSTIC	Second Phase (40%) (Payment upon go	171,010.00
Bangladesh	Square Pharmaceuticals Ltd.	40% payment of Equipment (Incr	156,840.00
Bangladesh	Square Pharmaceuticals Ltd.	Expense Distribution	157,070.00
Bangladesh	Tech Valley Computers Ltd.	ASICT Server Room Setup	288,710.00
Bangladesh	Tech Valley Computers Ltd.	Back-up Software	152,610.00
Bangladesh	Tech Valley Computers Ltd.	Ms office 2007 stnadard down g	32,730.00
Bangladesh	Tech Valley Networks Ltd	Laptop	36,190.00
Bangladesh	Tech Valley Networks Ltd	Laptop Computer with Docking statio	47,970.00
Bangladesh	Tech Valley Networks Ltd	Reverse XB to Core Fund	35,590.00
Bangladesh	The ACME Laboratories Ltd	40% payment of Equipment (Incr	146,700.00
Bangladesh	The ACME Laboratories Ltd	Expense Distribution	146,910.00
Belarus	ATLANT-M WOSTOK SOOO	MINIVAN VOLKSWAGEN CARAVELLA	98,720.00
Belarus	BIOMEDIKA OOO	PCR	58,590.00
Belarus	CHRISTIAN SOCIAL SERVICE	OFFICE EQUIPMENT	32,040.00
Belarus	Medcom-MP IP/ MEDKOMLUX SOOO	LUBRICANT 4ML	30,400.00
Belarus	PATRIARKH KOMPIUTER SERVIS	Computers for TB dispensaries	31,690.00
Belgium	BDC INTERNATIONAL S.A.	EFT LABORATORY EQUIPMENT	135,730.00
Belgium	BDC INTERNATIONAL S.A.	LAB EQUIPMENTS	35,470.00
Belgium	Perilactes sprl	Studio mobile numérique TV rob	36,570.00
Belgium	ZETES INDUSTRIES	Continuous support and maintenance	273,270.00
Belgium	ZETES INDUSTRIES	Coordination, supervision and manag	79,810.00
Belgium	ZETES INDUSTRIES	Deployment of Hardware for the dupl	46,180.00
Belgium	ZETES INDUSTRIES	Design and development of Biometric	59,330.00
Belgium	ZETES INDUSTRIES	Supply of Software, including licen	104,210.00
Belgium	ZETES INDUSTRIES	System (hardware and software) for	56,300.00
Belgium	ZETES INDUSTRIES	Training, knowledge and system tran	97,840.00
Benin	ANTOINE DEHA	Expense Distribution	56,140.00
Benin	BENIN REGULATION	Power supplies	33,300.00
Benin	BENINOISE DE COURTAGES ET DE TRANS COMM	LAN file servers	193,970.00
Benin	BENINOISE DE COURTAGES ET DE TRANS COMM	Printers, portable	32,680.00
Benin	CENADIS	Network connection equipment 1	46,490.00
Benin	CFAO MOTORS	Achat de minibus	57,500.00
Benin	COMPTOIR BENINOIS DE PAPIERS	Paper for laser printers	40,970.00
Benin	COMTEL Technologies	Network connection equipment,	46,160.00
Benin	ELLISSA MEGASTORE	COMPUTERS selon ITB/10/01	222,040.00
Benin	FECECAM-BENIN	Crieurs Zou-Coll-Borg-Alib-Ata	43,240.00
Benin	FECECAM-BENIN	Eclairage Centres communaux	32,820.00
Benin	FECECAM-BENIN	Paiement Agents CNT Sept	496,920.00
Benin	FECECAM-BENIN	Paiements crieurs publics	41,730.00
Benin	HPC INFORMATIQUE	COMPUTERS	53,040.00

Major Orders for Goods by Agency during 2010 (Orders of \$30,000 or more)

AGENCY			PO value
Location of supplier	Name of supplier	Description of goods (equipment)	USD
UNDP Continued			
Benin	MERIDIEN SERVICES	Torches, battery operated	34,900.00
Benin	MULTIMEDIA ALLIANCE INFORMATI (MA-INFO)	COMPUTERS	65,310.00
Benin	Snedai Benin	Paper for laser printers	69,550.00
Benin	SOCIETE BECOTRAC SARL	Trunks	41,040.00
Benin	STE K SARL	CANTINES METALLIQUES	133,390.00
Benin	VSM	Paper for laser printers	65,760.00
Benin	VSM	Printers, portable IMPRIMANTES	33,420.00
Bhutan	Semjong Enterprises	Payment to Semjong Ent(CGI she	57,650.00
Bolivia	ALEJANDRA MIRANDA PEREZ	Pago 100% compra de dos planta	37,500.00
Bolivia	ALFRED & ALFRED ASOCIADOS SRL	ADQUISICION DE INSECTICIDA ALF	35,210.00
Bolivia	EL DEBER S.A	Publicacion de separatas Min.A	41,840.00
Bolivia	HABLANDO TODOS S.R.L	Pago parcial a la entrega de 7	74,050.00
Bolivia	MARIA EUGENIA RIOS CHARGAS	Pago 100% Maquinaria de Madera	38,890.00
Bolivia	MERTIND LTDA	EQUIP. LABORATORIO SUELOS	33,970.00
Bolivia	NIBOL LTDA	Adquisición excavadora hidrául	255,900.00
Bolivia	OVANDO S.A.	30% correspondiente a la compr	92,060.00
Bolivia	PROCOM L.T.D.A.	Pago 40% Cableado Prefectura C	33,910.00
Bolivia	PROCOM L.T.D.A.	Pago 40% en USD Cableado Prefe	117,550.00
Bolivia	PROCOM L.T.D.A.	Pago Anticipo 20 %	75,710.00
Bolivia	PROCOM L.T.D.A.	Pago final del 10% del cablead	37,910.00
Bolivia	PROCOM L.T.D.A.	Primer pago 30 %	113,560.00
Bolivia	REPRESENTACIONES YAMAHA	ADQ DESLIZADORES PARA MOTORES	32,840.00
Bolivia	TAIYO MOTORS S.A.	80% ADQUISICION 6 CAMIONETAS D	105,600.00
Bolivia	TAIYO MOTORS S.A.	Pago del saldo del 30% corresp	34,450.00
Bolivia	TAIYO MOTORS S.A.	PAGO INICIAL COMPRA CAMIONETAS	105,600.00
Bolivia	TOYOSA S.A.	COMPRA DE 5 CAMIONETAS	99,600.00
Bolivia	VEZLA IMPORT EXPORT REPRESENTACIONES SRL	EQUIPAMIENTO LAB. SUELOS SAT	38,280.00
Bolivia	VICAR SRL	7 MOTORES FUERA DE BORDA	33,180.00
Bolivia	VISAL IMPORT EXPORT SRL	58 motocicletas	47,310.00
Bosnia	AMEX EXPORT-IMPORT GMBH	BD BACTECTm MGIItm Tubes and t	47,090.00
Bosnia	AMEX EXPORT-IMPORT GMBH	Single use PVC syringes and re	42,200.00
Bosnia	ERKONA DOO	Procurement of the Liquid Chro	387,710.00
Bosnia	HEKO DOO H&H	Purchase and delivery of raspb	42,610.00
Bosnia	HEKO DOO H&H	Purchase and delivery of raspberry	90,400.00
Bosnia	ITC DOO	Grass mower	133,140.00
Bosnia	KRAJINALJEK AD	2. HIV Ag/Ab Combo (Abbott) with co	32,050.00
Bosnia	PIRAMIDA STR SALON NAMJESTAJA	Furniture for CISO	66,240.00
Bosnia	TEKNOXGROUP BH DOO	Procurement of backhoe loader	83,450.00
Botswana	GOVERNMENT OF BOTSWANA	Computer Hardware	36,300.00
Brazil	ACECO TI LTDA	30% CONTRATO DCC-CAAI-2010-28	1,139,870.00
Brazil	ANILHAS CAPRI LTDA-ME	Leitora Digital Angel para mic	55,190.00
Brazil	ANILHAS CAPRI LTDA-ME	Microchip e Aplicador Digital	77,940.00
Brazil	AT WORK INFORMATICA LTDA	ADITIVO - PRODUTO 2	42,230.00
Brazil	Braskem S.A.	Incremental Cost Braskem Camac	1,002,810.00
Brazil	Braskem S.A.	Incremental Cost Braskem Macel	134,390.00
Brazil	CALMAC BRASILIA VEICULOS LTDA	Veiculo do tipo SUV conforme a	33,360.00
Brazil	CTIS TECNOLOGIA S/A	Estações de trabalho (microcom	70,030.00
Brazil	EPRI INTERNATIONAL	P7 - LIDER DO CONSORCIO	91,800.00
Brazil	EPRI INTERNATIONAL	P8 - LIDER DO CONSORCIO	137,700.00
Brazil	FORD MOTOR COMPANY DO BRASIL LTDA	AQUISSICAO DE (09) NOVE VEICULO	453,460.00
Brazil	FUNDAÇÃO ROBERTO MARINHO	TRANSF. RECURSOS PARC. 2	104,040.00
Brazil	GEB Comércio de Produtos Agropecuários L	AQUISSICAO EQUIPAMENTOS	38,460.00
Brazil	GRAFICA E EDITORA POSIGRAF SA	ARG/05/016-INV. 044/10C/10B/10D	171,320.00
Brazil	HEWLETT PACKARD COMPANY	Aquisição de 42 Discos rígidos	81,650.00
Brazil	HEWLETT PACKARD COMPANY	Servidores - HEWLETT - PACKARD	95,630.00
Brazil	HYDROGENICS CORPORATION	P6 - ESTAÇÃO DE PRODUÇÃO DE H2 PRON	285,300.00
Brazil	Ingram Micro Tecnologia e Informática Lt	D06ABLL IBM Rational Life Cycl	74,480.00
Brazil	Ingram Micro Tecnologia e Informática Lt	D5316LL IBM Rational ClearCase	150,790.00
Brazil	Ingram Micro Tecnologia e Informática Lt	D5327LL IBM Rational Requisite	55,420.00
Brazil	Ingram Micro Tecnologia e Informática Lt	D532QLL IBM Rational Soda Floa	50,840.00
Brazil	Ingram Micro Tecnologia e Informática Lt	D54L8LL IBM Rational Software	97,020.00
Brazil	Ingram Micro Tecnologia e Informática Lt	D54NCLL IBM Rational Aplicati	172,280.00
Brazil	Ingram Micro Tecnologia e Informática Lt	IBM Websphere Application Serv	72,470.00
Brazil	Ingram Micro Tecnologia e Informática Lt	IBM Websphere Portal Server Pr	278,350.00
Brazil	INTERNATIONAL FOOD POLICY RESEARCH	Avaliação do Impacto do PBF -	305,760.00
Brazil	LIORAS INDUSTRIA COMERCIO E SERVIÇO DE	BRA/00/021 SUB 8.4	32,420.00
Brazil	MICROLOG INFORMATICA E TECNOLOGIA	Aquisição de solução de armazen	379,150.00
Brazil	MICROLOG INFORMATICA E TECNOLOGIA	Aquisição de solução de armazename	387,350.00
Brazil	NEXT OPEN SYSTEMS LTDA	Elaboração de Software de vigilanci	54,470.00
Brazil	NUCELLSYS GMBH	P7 - SISTEMA DA CELULA A HIDRO	87,380.00
Brazil	NUCELLSYS GMBH	P7 - SISTEMA DA CELULA A HIDROGENIO	87,380.00
Brazil	NUCELLSYS GMBH	P8 - SISTEMA DA CELULA A HIDROGENIO	87,380.00
Brazil	OLYMPUS LATIN AMERICA INC	AQUISSICAO DE EQUIPAMENTOS PARA	30,830.00
Brazil	PETROBRAS DISTRIBUIDORA S.A.	P2, P3, P4 E P5 - ESTAÇÃO DE P	146,000.00
Brazil	PETROBRAS DISTRIBUIDORA S.A.	P2, P3, P4 E P5 - ESTAÇÃO DE PRODUÇ	146,000.00
Brazil	PETROBRAS DISTRIBUIDORA S.A.	P6 - ESTAÇÃO DE PRODUÇÃO H2	36,500.00
Brazil	PROJECTO EMBRAPA	SUPRIMENTO DE FUNDOS.	33,000.00
Brazil	PROJET C4	SUPRIMENTO DE FUNDOS	50,000.00
Brazil	PROJETO PNUD BRA/04/043 - TIMOR LESTE	SUPRIMENTO DE FUNDOS.	154,240.00
Brazil	SENAI - PE	SUPRIMENTO DE FUNDOS	90,400.00
Brazil	SENAI MG	SUPRIMENTO DE FUNDOS	763,000.00
Brazil	SERVIÇO NAC. APRENDIZAGEM INDUSTRIA	SUPRIMENTO DE FUNDOS	1,247,020.00
Brazil	SERVICO NACIONAL DE APRENDIZAGEM	SUPRIMENTO DE FUNDOS	52,800.00
Brazil	SERVICO NACIONAL DE APRENDIZAGEM INDUSTR	SUPRIMENTO DE FUNDOS.	263,250.00
Brazil	Silver Kingdom Comercial Ltda.	Compra de equipamentos para os	1,430,320.00
Brazil	SYSTECH SISTEMAS E TECNOLOGIA EM INFORMA	Estações de trabalho de alto desemp	33,050.00
Brazil	TDA DESENHO E ARTE LTDA	BRA/00/021 SUB 8.1	158,540.00
Brazil	TDA DESENHO E ARTE LTDA	BRA/00/021 SUB 8.1.12	43,170.00
Brazil	TDA DESENHO E ARTE LTDA	BRA00/021 SUB 8.1	86,340.00
Brazil	VOICE VIDEO PRODUCAO LTDA ME	REATIVAÇÃO PO 7486 - TOR DOCUM	43,260.00
Brazil	VULKAN DO BRASIL LTDA.	Bolsas Recolhedoras	312,000.00
Burkina Faso	CFAO MOTORS	Achat véhicule Toyota Land Cruiser4	65,850.00
Burkina Faso	CFAO MOTORS	Motor vehicles, passenger, pub	143,670.00
Burkina Faso	CFAO MOTORS	Motor vehicles, passenger, public t	149,340.00
Burkina Faso	ETS TAMALGO DJIBRINAN & FRERES	Acquisition d'équipement de p	79,110.00
Burkina Faso	ETS TAMALGO DJIBRINAN & FRERES	Acquisition d'équipement de p	75,850.00
Burkina Faso	ETS TAMALGO DJIBRINAN & FRERES	Acquisition d'équipements de	91,440.00
Burkina Faso	INFORMATIQUE LOGISTIQUE & SERVICES	Equipements informatiques du PAMAC	35,540.00
Burkina Faso	PROJET 00052020 REGE	EXP DECEMBRE 2010	59,470.00
Burkina Faso	PROJET PRODUCTION INTERNATIONALE	TRANSFER OF EXPENDIT. Dr GATES	87,260.00
Burundi	BANQUE DE CREDIT DE BUJUMBURA	Expense Distribution	30,860.00
Burundi	BANQUE DE CREDIT DE BUJUMBURA	Paielements intervenants CNI	43,420.00
Burundi	BANQUE DE CREDIT DE BUJUMBURA	pyt photographes/ rapporteurs	55,360.00
Burundi	BANQUE DE CREDIT DE BUJUMBURA	PYT PARTENAIRES NATIONAUX	33,990.00
Burundi	BRUSSELS AIRLINES	Travel costs	52,770.00
Burundi	CHIMIO S.A	Equipements médicaux Kayanza -	41,130.00
Burundi	Copenhagen Election A/S	80 litres translucent solid pl	594,460.00
Burundi	DREAM HOUSE	Achat de 8000 salopettes bleue	72,000.00
Burundi	GROUPE MARCK	Achat de 16000 tenues MROP pour la	544,400.00
Burundi	LE PALAIS DES MEUBLES	Achat de meubles et aménagemen	88,560.00
Burundi	MAGASIN BONAUTO	Achat de 2 véhicules pickups: Toyota	51,910.00
Burundi	MAIMO	Impression de 1100000 CNI, Fic	69,590.00
Burundi	Picfare Industries Limited	Personalisation of voter cards	69,070.00
Burundi	Picfare Industries Limited	Printing of electoral lists	41,940.00
Burundi	SANGYUG ENTERPRISES LTD	PURCHASE OF XRAY JH5030A LUGGA	40,000.00
Burundi	SOBELEC	Achat de groupe electrogene co	34,450.00
Burundi	SOBELEC	TRANCHE 3 (paiement solde)	104,330.00
Burundi	SOCIETE D'INFOS & DES TELECOMS	Téléphone PABX Switchboard	85,480.00
Burundi	SOFT CENTER	LOGICIEL GESTION DES RESSOURCE	44,720.00
Burundi	SYMPHONY BURUNDI	Installation de deux réseaux i	44,580.00
Burundi	SYMPHONY BURUNDI	MiniDSLAM avec 8 accès xDSL	48,960.00

Major Orders for Goods by Agency during 2010 (Orders of \$30,000 or more)

AGENCY			PO value
Location of supplier	Name of supplier	Description of goods (equipment)	USD
UNDP Continued			
Burundi	SYMPHONY BURUNDI	Procurement of routers for the	90,280.00
Burundi	SYMPHONY BURUNDI	Serveur de Reseau local	31,900.00
Burundi	TOYOTA BURUNDI	Achat de 12 pickups Hilux doub	310,730.00
Burundi	TOYOTA BURUNDI	Achat d'un vehicule de marque Toyot	32,850.00
Burundi	TOYOTA BURUNDI	Achat d'un vehicule tout terrain 8	42,780.00
Burundi	VICOM	Cachets, dimension 1.5 cm x 0.	60,000.00
Cambodia	ENVOSTAR	ASAD2000 FRAGMENT PROOF BODY A	73,600.00
Cambodia	INTEGRATED COMPUTER ENHANCEMENT (ICE)	Laptop Computer Fujitsu 35Unit	44,630.00
Cambodia	MEKONG PEANICH CO.,LTD	IT Equipme for MoI, Demo&Elect	129,240.00
Cameron	IMPRIMERIE POLYPRESSE Sarl	CARTON DE PAPIER LISTING 380 X	40,190.00
Canada	CITATION INTERNATIONAL	matériel gestion élimination s	131,200.00
Canada	CITATION INTERNATIONAL	REFRIGERATIONEQUIPMENT TOOLS AND P	118,780.00
Canada	CODE Incorporated	47 L ballot boxes	324,150.00
Canada	CODE INCORPORATED	80 Litres Translucent Ballot B	1,203,320.00
Canada	CODE INCORPORATED	Air Freight Charges	49,880.00
Canada	CODE INCORPORATED	CARDBOARD VOTING SCREEN WITH LOCKIN	40,130.00
Canada	CODE INCORPORATED	CORRUGATED PLASTIC BALLOT BOX 39cmx	95,300.00
Canada	CODE INCORPORATED	Expense Distribution	96,500.00
Canada	CODE INCORPORATED	LED CAMPING LAMP WITH BATTERIES	87,580.00
Canada	CODE INCORPORATED	Transport to DDU Juba Warehouse	2,015,520.00
Canada	INRO CONSULTANTS INC.	F26146,47	53,840.00
Canada	SCINTREX LIMITED	Gravity Meter (w/ training)	115,560.00
Cape Verde	ANDREMO - SUCURSAL PRAIA	ACQUISITION EQUIP.INFORMATIQUE	51,610.00
Cape Verde	CABO VERDE MOTORS,SARL	Vehicles, all terrain	37,450.00
Cape Verde	CABO VERDE MOTORS,SARL	Vehicles, all terrain, truck,	50,010.00
Cape Verde	EMITEC - TECNOLOGIA DE INFORMACAO	75% Groupe 3	138,800.00
Cape Verde	IDW, CONSULTORIA SERVIÇOS DE INFORMACAO	AQUISIT EQUIP.INFORMAT.-SNIAC	202,920.00
Cape Verde	IDW, CONSULTORIA SERVIÇOS DE INFORMACAO	INSTAL.SYST.CAPTATION IMAGES	90,000.00
Cape Verde	MREDE CABO VERDE, SOC. UNIPessoal LDA	INSTAL.SYST.CAPTATION D IMAGES	90,000.00
Cape Verde	UNICEF Supply Division	NW-S0002087 REFRIG.ELECTROLUX RCW 5	38,050.00
Central African Republic	FOBERD RCA	Achat des contres plaquets (Plafoni	53,960.00
Central African Republic	MEDIA PRINT	Registre d'identification et d	49,400.00
Central African Republic	MEDIA PRINT	Registre d'identification et d'enri	164,670.00
Central African Republic	NEW TECH INSTITUT	Impression des liste d'émargem	50,360.00
Central African Republic	NEW TECH INSTITUT	Impression des listes electora	44,780.00
Central African Republic	UNIVERS EQUIPEMENTS & CONSEILS	Panneau solaire phébus 120 W	39,050.00
Chad	Abasse Presse Tchad	PRINTING, PUBLISHING: AND BOOK	92,330.00
Chad	Abasse Presse Tchad	TO REVERSAL JV 32374	92,330.00
Chad	Abasse Presse Tchad	TO REVERSAL VCHR 28763	92,330.00
Chad	ABOU SIMBIL Sarl	Equipment for field experiment	70,220.00
Chad	AGB Transit & Imprimerie	PRINTING, PUBLISHING: AND BOOK	92,330.00
Chad	AGB Transit & Imprimerie	REGISTRES DE BUREAU DE VOTE:	48,400.00
Chad	AGB Transit & Imprimerie	REGISTRES DE SAISIE FORMAT A3	92,980.00
Chad	AGB Transit & Imprimerie	TO REVERSAL JV 32375	92,330.00
Chad	AGB Transit & Imprimerie	TO REVERSAL VCHR 28764	92,330.00
Chad	AUBAINE	PRINTING, PUBLISHING: AND BOOK	92,330.00
Chad	AUBAINE	REGISTRE DE VOTE: format A3; 6	53,750.00
Chad	AUBAINE	REGISTRES DE BUREAU DE VOTE:	125,470.00
Chad	AUBAINE	TO REVERSAL JV 32370	92,330.00
Chad	AUBAINE	TO REVERSAL VCHR 28762	92,330.00
Chad	BUETEC BRODERIE	POLOS BLANCS AVEC TRANSFERT A	54,680.00
Chad	BUETEC BRODERIE	TO REVERSAL JV 32368	54,680.00
Chad	BUETEC BRODERIE	TO REVERSAL VCHR 28688	54,680.00
Chad	Centre de Services	TO CORRECT VOUCHER TCD10-18669	63,700.00
Chad	ETS K.A.F.	SACS A DOS RIGIDES	41,070.00
Chad	ETS MAHAMAT HAMID	SAC A DOS RIGIDE	41,070.00
Chad	Grande Imprimerie du Tchad	PRINTING, PUBLISHING: AND BOOK	92,330.00
Chad	Grande Imprimerie du Tchad	REGISTRES DE BUREAU DE VOTE:	48,400.00
Chad	Grande Imprimerie du Tchad	REVERSAL JV 32367	92,330.00
Chad	Grande Imprimerie du Tchad	TO REVERSAL VCHR 28761	92,330.00
Chad	IMPRIMERIE ABBA PRESS	REGISTRES DE BUREAU DE VOTE:	48,400.00
Chad	IMPRIMERIE DU TCHAD	REGISTRES DE RECESEMENT:	94,860.00
Chad	O.K.I GENERAL TRADING L.L.C	FIRST AID KIT WITH CASE	35,750.00
Chad	SOLAIRE TCHAD	INSTALLATION PANNEAUX SOLAIRE	33,930.00
Chile	CIDEF COMERCIAL S.A.	PAGO FACT SL 00431	33,650.00
Chile	CONSTRUCTORA SANAVI LIMITADA	ADICIONALES HABILITACION DE OF	104,830.00
Chile	CONSTRUCTORA SANAVI LIMITADA	REMANENTE ADDENDUM	33,190.00
Chile	CONSTRUCTORA SANAVI LIMITADA	SALDO CONTRATO HABILIT	192,600.00
Chile	INNOVATIVE LABS COMUNICACIONES S.A.	PROVISION DE MAQUINA DE INYECC	124,030.00
Chile	M. DE PRODUCTOS METALICOS S.A.	30% ENTREGA DE 278 HORNOS AL 2	65,080.00
China	CICETE	Expense Distribution	3,396,890.00
China	DELL COMPUTER (CHINA) CO.LTD.	Dell PS6000 SAN Storage	62,350.00
China	FECO, MEP	Expense Distribution	615,120.00
China	INTEC PRODUCTS , INC	Rapid one step tests for detec	48,260.00
China	TELLHOW SCI-TECH CO.,LTD.	Supply, Delivery and Installation o	30,550.00
China	VIN MART	Tables de bureau simple avec tiroi	33,600.00
China	Yangzhou Tonglee Reefer Equipment Co., L	8 units of PREFABRICATED BUILD	63,040.00
Columbia	CHALLENGER SA	FACE 01 PAGO 20% PRIMER DESEM	206,920.00
Columbia	DAXA COLOMBIA SA	adecuación planta telefonica p	30,680.00
Columbia	DELL MARKETING LP CO DELL USA LP	58286 PG DELL PO 6944	42,830.00
Columbia	DISTRIBUIDORA TOYOTA LIMITADA	COMPRA CAMIONETA 4X4 PARA LA O	41,220.00
Columbia	GLOBAL TECHNOLOGY SERVICES GTS SA	SEGUNDO PAGO FACT3043 Y 3044 S	282,060.00
Columbia	HEINSOHN SOFTWARE HOUSE S.A.	OCTAVO PAGO ENTREGABLES No. 64	52,630.00
Columbia	HEINSOHN SOFTWARE HOUSE S.A.	PAGOS NOVENO Y DECIMO CON SUB	143,580.00
Columbia	HEINSOHN SOFTWARE HOUSE S.A.	SEPTIMO PAGO CONTRATO SUB 2493	56,510.00
Columbia	HEWLETT PACKARD COLOMBIA LTDA	FACT MANTENIMIENTO E INSTALACION	82,100.00
Columbia	INDUSTRIA DE ELECTRODOMESTICOS SA	FACE 05 INCR.20%NUM.3.3 MEMORA	115,840.00
Columbia	INDUSTRIAS HACEB SA	FACE 02 1er pago 20%	369,030.00
Columbia	LABORATORIOS CHALVER DE COLOMBIA SA	Expense Distribution	49,690.00
Columbia	MODERLINE SA	58286 PG FACT 2082 80% OP6675	76,210.00
Columbia	RETROMAQ MUÑOZ HERMANOS LTDA	mobiliario adecuación oficina	32,540.00
Columbia	SISTEMAS GESTION Y CONSULTORIA ALFAGL SA	SUB2824 MOD5 PAGO 3 DE 6 ALQUI	69,130.00
Columbia	SISTEMAS GESTION Y CONSULTORIA ALFAGL SA	SUB2824 Pagos 4 5 y 6/6	298,100.00
Columbia	SOLUCIONES DE GESTION DOCUMENTAL HERRCO	ADQUISICION ESCANER	98,910.00
Columbia	SOLUCIONES DE GESTION DOCUMENTAL HERRCO	OC 000007619 - NR - 00073393 ADQUI	102,330.00
Comoros	CONCEPT ELECTRONIQUE	POLICE	36,950.00
Comoros	CONCEPT ELECTRONIQUE	RSS	47,860.00
Congo, Democratic Republic of	AFUNET	Cartouche d'encre HP 56, noire	213,840.00
Congo, Democratic Republic of	AFUNET	Cartouche d'encre HP 57, Coule	160,780.00
Congo, Democratic Republic of	AGB	Audits sur les dépenses PPTTE	31,770.00
Congo, Democratic Republic of	AGB	Rapport sur les rétrocessions aux p	39,040.00
Congo, Democratic Republic of	CLIMAT	SPLIT MURAL BTU 9000 (A LIVRER	55,080.00
Congo, Democratic Republic of	EAGLE SCIENTIFIC Ltd	LABORATORY EQUIPMENTS & SUPPLIES	587,050.00
Congo, Democratic Republic of	ECOMITRA	ACHAT MOTO Senke	76,200.00
Congo, Democratic Republic of	ETS I.T.M.	520 matelas garni de 10 cm d'é	31,300.00
Congo, Democratic Republic of	GENITEC	Marqueur permanent, encre roug	73,460.00
Congo, Democratic Republic of	Ital Motors	Camion Iveco Eurocargo ML140E2	97,680.00
Congo, Democratic Republic of	L.T. CIMPEX	260 lits métalliques superposé	74,400.00
Congo, Democratic Republic of	NAPS	PYT FACT ACHAT PANNEAUX SOLAIRE	76,350.00
Congo, Democratic Republic of	ORANGE	Desktop DELL VOSTRO 230 MT	94,960.00
Congo, Democratic Republic of	PRODIMPEX s.a.r.l.	Vélos KINGA 4X4, conformément	80,730.00
Congo, Democratic Republic of	RADIOCOM	- 6 Duplicopieur Risographe modèle	43,800.00
Congo, Democratic Republic of	U.A.C. sprl	Chaises visiteurs	35,280.00
Congo, Democratic Republic of	U.A.C. sprl	Lit métallique d hôpital	66,000.00
Congo, Republic of the	BA-C-EL	DECOMPTE CSI LEFINI ET ETSOUAL	67,010.00
Congo, Republic of the	CENTRE SONGHAI	Agricultural machinery n.e.c	48,820.00
Congo, Republic of the	COBAT SARL	AV DEMARRAGE TRAVAUX	117,670.00
Congo, Republic of the	MIAMBANZILA SARL	DECOMPTE CSI LOEME NAGAMA	218,340.00
Congo, Republic of the	NATHALYS SARL	PYT CSI MAMAM MBOUALE	109,000.00
Congo, Republic of the	SOVEMAC	N 034/CAIM/10 CHARETTES METAL	55,780.00
Congo, Republic of the	YOKA CYRIAQUE	Centre de Commandement	30,670.00

Major Orders for Goods by Agency during 2010 (Orders of \$30,000 or more)

AGENCY			PO value
Location of supplier	Name of supplier	Description of goods (equipment)	USD
UNDP Continued			
Costa Rica	CAMPBELL SCIENTIFIC CENTRO CARIBE S.A.	60% 3 meter.Stations. 3Hidr.St	38,170.00
Costa Rica	PURDY MOTOR SA	Purch.of vehicle Toyota Fortun	31,000.00
Costa Rica	PURDY MOTOR SA	To rev.22851 Toyota Fortuner o	31,000.00
Cote d'Ivoire	ARC EN CIEL FILM PRODUCTION	05 FILMS DOCUMENTAIRES ELECT	38,910.00
Cote d'Ivoire	BS COMMUNICATION	FILM SENSIB BULETIN UNIQ ELECT	32,660.00
Cote d'Ivoire	DTE-SA	MOTOCULTEURS DE PETITE MECANIS	53,280.00
Cote d'Ivoire	E2G	TRAVAUX D'ELECTRIFICATION	42,980.00
Cote d'Ivoire	IMPRISCAN	IMPRESSION SERIGRAPHIQUE TSHIR	181,490.00
Cote d'Ivoire	IVOIRE TRAVAUX 2000 CATEL	Palement reliquat 80% travaux	37,700.00
Cote d'Ivoire	MICI	IMPRESSION AFFICE 60 X80 CM	151,200.00
Cote d'Ivoire	Ria	IMPRESSION OFFSET ET CONFECTIO	109,370.00
Croatia	PRINTERA GRUPA D.O.O.	Printing services HIO&SGE	34,410.00
Cuba	BDC INTERNATIONAL S.A.	EFT LABORATORY EQUIPMENT	135,730.00
Cuba	BDC INTERNATIONAL S.A.	LAB EQUIPMENTS	35,470.00
Cuba	FINAUTO INTERNATIONAL LTD.	CAR PURCHASE	57,000.00
Cuba	GIMAC	BUILDING SUPPLIES	50,250.00
Cuba	GRUPO SANTA MONICA INTERNACIONAL, S.A.	EFT PARTIAL 80% CTO608451 ITC	34,830.00
Cuba	UNFPA/CUBA	PAYM. PAF-B TOTAL AMOUNT	47,200.00
Cyprus	Ercument Tahir co ltd	Purchase of a wheeled backhoe	62,330.00
Cyprus	MUSTAFA TAHSIN	Tahsin-excavat.serv.-6-7/2010	57,670.00
Denmark	ADVIZING IT APS	Desktop Dell Optiplex 780MT, Dual	124,320.00
Denmark	ADVIZING IT	100%post paym.for supply of IT	58,110.00
Denmark	ADVIZING IT APS	Canon I-sensys L140 Fax	38,220.00
Denmark	ADVIZING IT APS	RSS	51,360.00
Denmark	ADVIZING IT LTD	DELL Latitude E6410 (AR/EN)	41,740.00
Denmark	ADVIZING IT LTD	DELL OPTIPLEX 980MT DESKTOPS - Prov	57,690.00
Denmark	ADVIZING IT LTD	Desktop Computer	74,730.00
Denmark	AFRICA AUTOMOTIVE A/S	10 MOTOR BIKE XL125S	31,000.00
Denmark	AFRICA AUTOMOTIVE A/S	Motorbike	31,000.00
Denmark	AFRICA AUTOMOTIVE A/S	Motorcycles	89,700.00
Denmark	BUK-AUTO A/S	4 WD Vehicles (Toyota Land Cru	206,880.00
Denmark	BUK-AUTO A/S	Toyota Hilux double cabin 4WD-	47,800.00
Denmark	Copenhagen Election A/S	20,000 80 Litres Translucent B	426,100.00
Denmark	Copenhagen Election A/S	4-way cardboard Voting booths	158,190.00
Denmark	Copenhagen Election A/S	50 gr Wax sticks	46,940.00
Denmark	Copenhagen Election A/S	80 Litres Translucent Ballot B	1,532,820.00
Denmark	Copenhagen Election A/S	Air freight and delivery	41,770.00
Denmark	Copenhagen Election A/S	AIR TRANSPORT AND DDU DELIVERY	856,210.00
Denmark	Copenhagen Election A/S	AIR TRANSPORT AND DDU DELIVERY 1 FO	753,850.00
Denmark	Copenhagen Election A/S	AIR TRANSPORT AND DDU DELIVERY 2 FO	82,640.00
Denmark	Copenhagen Election A/S	Air transport and delivery	137,090.00
Denmark	Copenhagen Election A/S	AIR TRANSPORT from Turkey	51,480.00
Denmark	Copenhagen Election A/S	Ballot boxes	630,000.00
Denmark	Copenhagen Election A/S	Banners	51,160.00
Denmark	Copenhagen Election A/S	Extra order incl. changes in q	265,570.00
Denmark	Copenhagen Election A/S	Freight and delivery to WH	468,000.00
Denmark	Copenhagen Election A/S	Freight forwarding	1,499,380.00
Denmark	Copenhagen Election A/S	Indelible Ink100 ml 14% SN	1,628,900.00
Denmark	Copenhagen Election A/S	Laminated Voting booths	112,200.00
Denmark	Copenhagen Election A/S	LANTERNS (INCL. BATTERIES)	103,220.00
Denmark	Copenhagen Election A/S	LOT-1 Supply and Delivery of T	116,760.00
Denmark	Copenhagen Election A/S	LOT-2 Supply and Delivery of P	100,680.00
Denmark	Copenhagen Election A/S	LOT-3 Supply and Delivery of P	1,487,450.00
Denmark	Copenhagen Election A/S	Ordinary ink in 30 ml	30,980.00
Denmark	Copenhagen Election A/S	Plastic seals	124,920.00
Denmark	Copenhagen Election A/S	Transport to DDU Khartoum Ware	1,832,380.00
Denmark	Copenhagen Election A/S	VR Kits	798,360.00
Denmark	Copenhagen Election A/S	VR Registration Kits	105,050.00
Denmark	Copenhagen Election A/S	Wax sticks	140,820.00
Denmark	DAN PERCUSSION	70% OC 0033 SET TIMPANIS	120,850.00
Denmark	DAN: OFFICE	Air freight to Bishkek Airport	160,000.00
Denmark	DAN: OFFICE	Canon Pixma Multifunction Inkj	204,000.00
Denmark	DAN: OFFICE	computer	46,370.00
Denmark	DAN: OFFICE	Computers	40,910.00
Denmark	DAN: OFFICE	Dell PE 2950 III with all spec	38,490.00
Denmark	DAN: OFFICE	Desktop Computer HP Elite 8000	121,100.00
Denmark	DAN: OFFICE	HP LaserJet P 2055dn Printer	52,400.00
Denmark	DAN: OFFICE	HP Color LaserJet (Q3716A) 5550dtn	44,850.00
Denmark	DAN: OFFICE	HP COMPAQ 6000 PRO BASE MODEL	37,700.00
Denmark	DAN: OFFICE	HP COMPAQ 6000 PRO BASE MODEL SFF P	37,700.00
Denmark	DAN: OFFICE	HP compaq DC 6000 SFF	79,560.00
Denmark	DAN: OFFICE	HP LaserJet (CB415A) M3035xs MFP	32,060.00
Denmark	DAN: OFFICE	HP printer LaserJet P3015dn	33,330.00
Denmark	DAN: OFFICE	HP ProBook 6450b Notebook	61,090.00
Denmark	DAN: OFFICE	HP ProLiant DL360 G5 Server	51,800.00
Denmark	DAN: OFFICE	HP ScanJet 7650n 2400dpi/48-bi	32,250.00
Denmark	DAN: OFFICE	HP TONER CE505A BLACK LJ P2035	51,960.00
Denmark	DAN: OFFICE	HP Toner CE505A black LJ P2035 P205	152,970.00
Denmark	DAN: OFFICE	Laptops HP 4520S Notebook	249,000.00
Denmark	DAN: OFFICE	Notebook HP 8540P Elitebook (I	38,120.00
Denmark	DAN: OFFICE	Photocopier CANON iR3245N, in	235,680.00
Denmark	DAN: OFFICE	Printer for FARMERS Festival	37,710.00
Denmark	DAN: OFFICE	UPS, Power PW5115 1000VA 220V	30,590.00
Denmark	Danimex Communication LTD	Codan Base stations	49,920.00
Denmark	Danimex Communication LTD	Communication equipment for TP	1,213,480.00
Denmark	Danimex Communication LTD	DDU Freight charges to Dar es	44,000.00
Denmark	Danimex Communication LTD	NGT SRX Mobile Package	126,320.00
Denmark	Danimex Communication LTD	Purchase of Codan Base station	31,040.00
Denmark	Danimex Communication LTD	Supply of Motorola GP380 VHF 136-17	36,120.00
Denmark	KUEHNE + NAGEL A/S	AIR freight and DDU delivery	378,990.00
Denmark	KUEHNE + NAGEL A/S	Air to Lome	34,060.00
Denmark	KUEHNE + NAGEL A/S	AIR TRANSPORT	503,500.00
Denmark	KUEHNE + NAGEL A/S	AIR TRANSPORT for Voting booths to	1,111,710.00
Denmark	KUEHNE + NAGEL A/S	Air Transport from FCA Brussel	64,070.00
Denmark	KUEHNE + NAGEL A/S	Airfreight for Polling Kits fr	853,800.00
Denmark	KUEHNE + NAGEL A/S	Airfreight from HKG to DAR + t	92,390.00
Denmark	KUEHNE + NAGEL A/S	Freight by air/road (50%)	141,750.00
Denmark	KUEHNE + NAGEL A/S	Freight forwarding	334,300.00
Denmark	KUEHNE + NAGEL A/S	Freight forwarding by SEA	103,330.00
Denmark	KUEHNE + NAGEL A/S	Freight forwarding services by	80,000.00
Denmark	KUEHNE + NAGEL A/S	Freight of 110 units of 4-man	48,470.00
Denmark	KUEHNE + NAGEL A/S	Isuzu Light truck (payload 5 t	48,650.00
Denmark	KUEHNE + NAGEL A/S	Logistic - Sea freight/Overland Cha	62,610.00
Denmark	KUEHNE + NAGEL A/S	Sea freight to Niger	33,350.00
Denmark	KUEHNE + NAGEL A/S	Sea Freight / Overland Transport	92,130.00
Denmark	KUEHNE + NAGEL A/S	Sea freight and transport to C	103,130.00
Denmark	KUEHNE + NAGEL A/S	Sea freight transport	125,470.00
Denmark	KUEHNE + NAGEL A/S	Sea freight transport	32,000.00
Denmark	KUEHNE + NAGEL A/S	SEA TRANSPORT	100,260.00
Denmark	KUEHNE + NAGEL A/S	Sea transports	40,000.00
Denmark	KUEHNE + NAGEL A/S	Shippers Own 40' reefer	114,000.00
Denmark	KUEHNE + NAGEL A/S	Transportation of Generators	50,810.00
Denmark	KUEHNE + NAGEL A/S	Uniformes pour la Police Natio	150,000.00
Denmark	LTA Advizing IT (USA & Denmark Branch)	LAPTOPS	161,740.00
Denmark	LTA Danoffice Aps	IT equipment as per your Quota	76,360.00
Denmark	PHOENIX DESIGN AID A/S	LAND TRANSPORT	37,640.00
Denmark	PHOENIX DESIGN AID A/S	Printing of main ANDS document	195,500.00
Denmark	PHOENIX DESIGN AID A/S	Printing services	282,590.00
Denmark	PHOENIX DESIGN AID A/S	printing, fulfillment and dist	33,060.00
Denmark	Planson Europe	Radios, VHF	136,190.00
Denmark	SCAN GLOBAL LOGISTICS A/S	AIR TRANSPORT	185,360.00

Major Orders for Goods by Agency during 2010 (Orders of \$30,000 or more)

AGENCY			PO value
Location of supplier	Name of supplier	Description of goods (equipment)	USD
UNDP Continued			
Denmark	SCAN GLOBAL LOGISTICS A/S	Air Transport (Filter sets for Biol	69,720.00
Denmark	SCAN GLOBAL LOGISTICS A/S	Airfreight transport	109,380.00
Denmark	SOLUTORS	Polycom HDX 6000/720p - Codec	33,840.00
Denmark	UNFPA	1.2.4.8 Print BC materials (le	137,300.00
Denmark	UNFPA	53mm STANDARD MALE CONDOMS WIT	148,240.00
Denmark	UNFPA	FEMALE CONDOM	34,800.00
Denmark	UNFPA	FEMALE CONDOMS FC2 WITH PRINT	65,400.00
Denmark	UNFPA	LARGE CONDOMS	40,230.00
Denmark	UNFPA	MALE CONDOM WITH FLAVOURS	42,460.00
Denmark	UNFPA	MALE CONDOM WITH FLAVOURS (mar	38,070.00
Denmark	UNFPA	MALE CONDOMS STANDARD 53 MM	68,730.00
Denmark	UNFPA	MALE CONDOMS STANDARD 53 MM (M	33,650.00
Denmark	UNICEF	39172:INV1220061089V.44230	95,050.00
Denmark	UNICEF	Diesel Generator, water cool,	56,880.00
Denmark	UNICEF	Expense Distribution	71,110.00
Denmark	UNICEF	Freight, Insurance & Inspectio	33,000.00
Denmark	UNICEF	FREIGHT, INSURANCE & INSPECTIO	66,290.00
Denmark	UNICEF	Lopinavir/ritonavir 200+50mg h	297,910.00
Denmark	UNICEF	Methadone HCl 5 mg/ml 1000 ml	57,820.00
Denmark	UNICEF	Payment CE10009713	32,450.00
Denmark	UNICEF	Payment CE10010090	39,590.00
Denmark	UNICEF	Request CE10010414	69,760.00
Denmark	UNICEF	RH 150/75 mg tabs/pac-672 , as	98,160.00
Denmark	UNICEF	S0003581 SD Bioline Mal Ag pf,	181,130.00
Denmark	UNICEF	S1300065 ARTEMETHER 20MG/ML IN	55,830.00
Denmark	UNICEF	S1300065 Artemether 2mg/ml in	34,210.00
Denmark	UNICEF	S1300101 Amodiaquine 135mg +Ar	47,070.00
Denmark	UNICEF	S1300101 AMODIAQUINE 135MG+ART	45,720.00
Denmark	UNICEF	S1300112 AMODIAQUINE 270MG + A	53,910.00
Denmark	UNICEF	S1300112 Amodiaquine 270mg tab	55,510.00
Denmark	UNICEF - COPENHGEN	Artesunate plus sulphadoxine- pyrim	1,036,640.00
Denmark	UNICEF - COPENHGEN	centrifuge general	139,230.00
Denmark	UNICEF - COPENHGEN	Determine HIV-1/2 w/b test, ki	71,570.00
Denmark	UNICEF - COPENHGEN	Freight, Insurance, Inspection an	207,330.00
Denmark	UNICEF - COPENHGEN	Freight, Insurance, Inspectio	41,540.00
Denmark	UNICEF - COPENHGEN	Freight, Insurance & Inspectio	191,670.00
Denmark	UNICEF - COPENHGEN	Glucose inj 5% 500ml,w/qiv,set	76,360.00
Denmark	UNICEF - COPENHGEN	HP&E - Proc. of Surviel. Item	61,830.00
Denmark	UNICEF - COPENHGEN	HP&E - SD BIOLINE HIV 1/2, 3,0	72,000.00
Denmark	UNICEF - COPENHGEN	ME&P - ZDV+3TC	181,750.00
Denmark	UNICEF - COPENHGEN	ME&P-EFVIRENZ 600mg TABS/P30	91,950.00
Denmark	UNICEF - COPENHGEN	ME&P-EFV+FTC+TDF600mg TAB	35,560.00
Denmark	UNICEF - COPENHGEN	ME&P-ZDV+3TC+NVP 150+300mg TAB	55,000.00
Denmark	UNICEF - COPENHGEN	ME&P-ZDV+3TC300+150mg TABS/P60	69,290.00
Denmark	UNICEF - COPENHGEN	MP&P - Net, white, 190x180x150c	3,008,550.00
Denmark	UNICEF - COPENHGEN	MP&P - Net, 150d, white 190x180	3,243,500.00
Denmark	UNICEF - COPENHGEN	PHAR - Artesun+sulphadoxin-50mg	248,650.00
Denmark	UNICEF - COPENHGEN	PHAR - Artesun+sulphadoxin-110mg	663,450.00
Denmark	UNICEF - COPENHGEN	PSM - Frght , Insuran, Inspect	64,840.00
Denmark	UNICEF - COPENHGEN	RH 150/75 tabs/Pac-672	187,620.00
Denmark	UNICEF - COPENHGEN	RHE 150/75/275 tabs/Pac-672	74,740.00
Denmark	UNICEF - COPENHGEN	S0003403 DETERMINE HIV-1/2 W/B	47,040.00
Denmark	UNICEF - COPENHGEN	S0003406 UNI-GOLD HIV TEST KIT	52,230.00
Denmark	UNICEF - COPENHGEN	Streptomycin pdr/inj 1g vial/B	73,190.00
Denmark	UNICEF - SYPPPLY DIVISION DANEMARK	Boats for Hazar reserve-Gyrman	82,260.00
Denmark	UNICEF - SYPPPLY DIVISION DANEMARK	Boats, fishing	56,450.00
Denmark	UNICEF - SYPPPLY DIVISION DANEMARK	Cost of supplies	105,000.00
Denmark	UNICEF - SYPPPLY DIVISION DANEMARK	UNICEF : Commande de Paracheck	92,000.00
Denmark	UNICEF DENMARK	Freight, Ins + fee	50,830.00
Denmark	UNICEF DENMARK	S0001201 FACSCount, reagents f	153,450.00
Denmark	UNICEF DENMARK	S0003403 Determine HIV-1/2 w/b	288,000.00
Denmark	UNICEF DENMARK	S0003406 Uni-Gold HIV test, ki	70,180.00
Denmark	UNICEF DINAMARCA	Pharmaceutical goods - test k	37,080.00
Denmark	UNICEF Supply Division	100% advance payment for ARV D	523,630.00
Denmark	UNICEF Supply Division	2.1.3.1 HIV DRUGS SHORTFALL PO	35,700.00
Denmark	UNICEF Supply Division	2.5.1.2S0003236 sulfameth+trim	802,800.00
Denmark	UNICEF Supply Division	2.5.1.2S0003236 sulfameth+trimeth,4	802,800.00
Denmark	UNICEF Supply Division	2.5.1.2S1505046 amoxicil.pdr/or	129,890.00
Denmark	UNICEF Supply Division	2.5.1.2S1505046 amoxicil.pdr/oral su	129,890.00
Denmark	UNICEF Supply Division	2.5.1.2S1505060 amoxicillin 25	448,200.00
Denmark	UNICEF Supply Division	2.5.1.2S1505060 amoxicillin 250mg t	448,200.00
Denmark	UNICEF Supply Division	2.5.1.2S1531030 chloramphenico	181,210.00
Denmark	UNICEF Supply Division	2.5.1.2S1531030 chloramphenicol pdr	181,210.00
Denmark	UNICEF Supply Division	2.5.1.2S1537071 cloxacif.pdr/o	71,100.00
Denmark	UNICEF Supply Division	2.5.1.2S1537071 cloxacif.pdr/oral s	71,100.00
Denmark	UNICEF Supply Division	2.5.1.2S1546315 erythromycin 2	209,280.00
Denmark	UNICEF Supply Division	2.5.1.2S1546315 erythromycin 250mg	209,280.00
Denmark	UNICEF Supply Division	2.5.1.2S1551960 gentamicin inj	61,480.00
Denmark	UNICEF Supply Division	2.5.1.2S1551960 gentamicin inj 40mg	61,480.00
Denmark	UNICEF Supply Division	2.5.1.2S1552610 hydrocortisone	65,080.00
Denmark	UNICEF Supply Division	2.5.1.2S1552610 hydrocortisone pdr/	65,080.00
Denmark	UNICEF Supply Division	2.5.1.2S1555410 fluconazole 20	67,840.00
Denmark	UNICEF Supply Division	2.5.1.2S1555410 fluconazole 200mg c	67,840.00
Denmark	UNICEF Supply Division	2.5.1.2S1555650 metronidazole	175,770.00
Denmark	UNICEF Supply Division	2.5.1.2S1555650 metronidazole 250mg	175,770.00
Denmark	UNICEF Supply Division	2.5.1.2S1555700 ciprofloxacin	144,000.00
Denmark	UNICEF Supply Division	2.5.1.2S1555700 ciprofloxacin 250mg	144,000.00
Denmark	UNICEF Supply Division	2.5.1.2S1555930 nystatin oral	38,830.00
Denmark	UNICEF Supply Division	2.5.1.2S1555930 nystatin oral sus 1	38,830.00
Denmark	UNICEF Supply Division	2.5.1.2U352400 cephalaxin pdr/	40,180.00
Denmark	UNICEF Supply Division	2.5.1.2U352400 cephalaxin pdr/or.s.	40,180.00
Denmark	UNICEF Supply Division	2.5.1.2U352800 amphotericin B	126,600.00
Denmark	UNICEF Supply Division	2.5.1.2U352800 amphotericin B 50mg	126,600.00
Denmark	UNICEF Supply Division	2.5.1.3freight, insurance & in	297,000.00
Denmark	UNICEF Supply Division	2.5.1.3freight, insurance & inspect	297,000.00
Denmark	UNICEF Supply Division	2.5.1.3Handling Fee	212,260.00
Denmark	UNICEF Supply Division	2.5.1.6 S0003406 uni-gold hiv	557,720.00
Denmark	UNICEF Supply Division	2.5.1.6 S0003406 uni-gold hiv test	557,720.00
Denmark	UNICEF Supply Division	2.5.1.6S0003403 Determine HIV-	696,240.00
Denmark	UNICEF Supply Division	2.5.1.6S0003403 Determine HIV-1/2 w	696,240.00
Denmark	UNICEF Supply Division	2.5.1.7 freight, insurance and	139,970.00
Denmark	UNICEF Supply Division	2.5.1.7 freight, insurance and insp	139,970.00
Denmark	UNICEF Supply Division	2.5.1.7 handling fee at 4%	100,750.00
Denmark	UNICEF Supply Division	3.1.4.4 Lancet,safety,steril	55,860.00
Denmark	UNICEF Supply Division	3.1.4.4 Microcuvette for Hb	160,100.00
Denmark	UNICEF Supply Division	3.1.4.4 Photometer,HemoCue H	344,910.00
Denmark	UNICEF Supply Division	3.1.4.4 HIV DRUGS SHORTFALL PO	35,700.00
Denmark	UNICEF Supply Division	3.1.4.5 & 2.1.3.1 Lancet,safe	99,750.00
Denmark	UNICEF Supply Division	3.1.4.5 HIV DRUGS SHORTFALL PO	35,700.00
Denmark	UNICEF Supply Division	4.1.1.12 4 Colour reagents,	1,452,000.00
Denmark	UNICEF Supply Division	4.1.1.12 FACSClean solution,	62,220.00
Denmark	UNICEF Supply Division	4.1.1.12 CD4 Absolute ? 2799	622,390.00
Denmark	UNICEF Supply Division	4.1.1.12 CyFlow,check bead,2x	73,100.00
Denmark	UNICEF Supply Division	4.1.1.12 CyFlow,Easycount,CD4	98,790.00
Denmark	UNICEF Supply Division	4.1.1.12 FACSCalibur,Trucount	137,500.00
Denmark	UNICEF Supply Division	4.1.1.12 FACSRinse solution,5	62,220.00
Denmark	UNICEF Supply Division	4.1.1.12 Partec control blood	140,980.00
Denmark	UNICEF Supply Division	4.1.1.12 CyFlow,sheath fluid,5	118,550.00
Denmark	UNICEF Supply Division	4.1.1.12 FACSCalibur.calibrte	55,000.00
Denmark	UNICEF Supply Division	4.1.1.12 FACSCOUNT,CD4[abs,%],	2,564,140.00
Denmark	UNICEF Supply Division	4.1.1.12 FACSCOUNT,CD4	82,960.00

Major Orders for Goods by Agency during 2010 (Orders of \$30,000 or more)

AGENCY			PO value
Location of supplier	Name of supplier	Description of goods (equipment)	USD
UNDP Continued			
Denmark	UNICEF Supply Division	4.1.1.12 FACSLysing 100ml,500	121,000.00
Denmark	UNICEF Supply Division	4.1.1.12 HIV DRUGS SHORTFALL P	35,700.00
Denmark	UNICEF Supply Division	4.1.1.9 4 XColour machine ? C	85,250.00
Denmark	UNICEF Supply Division	4.1.1.9 FACSCount,CD4(abs,%c	695,750.00
Denmark	UNICEF Supply Division	4.1.1.9 HIV DRUGS SHORTFALL PO	35,700.00
Denmark	UNICEF Supply Division	4.1.4.3 Alt 1. paper, dry blo	362,900.00
Denmark	UNICEF Supply Division	4.1.4.3 Bag, plastic, box/100	50,400.00
Denmark	UNICEF Supply Division	4.1.4.3 Envelope, glassine, bo	64,200.00
Denmark	UNICEF Supply Division	4.1.4.3 HIV DRUGS SHORTFALL PO	35,700.00
Denmark	UNICEF Supply Division	4.1.4.3 Humidity monitor card,	101,980.00
Denmark	UNICEF Supply Division	4.1.4.3 Silica gel, pouch, box	135,850.00
Denmark	UNICEF Supply Division	4.1.4.3 Gloves, exam, latex, l	33,330.00
Denmark	UNICEF Supply Division	4.1.4.3 Gloves, lab work, powd	78,400.00
Denmark	UNICEF Supply Division	ACT4.1.1 FREIGHT + INSURANCEB	58,030.00
Denmark	UNICEF Supply Division	ACT4.1.1.22 U481670 REFRIGERAT	118,940.00
Denmark	UNICEF Supply Division	Activity 4.1.2.3 Efavirenz 600	706,140.00
Denmark	UNICEF Supply Division	Activity 4.1.2.3 Lamivudine-St	6,566,810.00
Denmark	UNICEF Supply Division	Activity 4.1.2.3 Lamivudine-Zi	1,319,810.00
Denmark	UNICEF Supply Division	Activity 4.1.2.3 Nevirapine IV	1,346,770.00
Denmark	UNICEF Supply Division	Activity 4.1.2.3 Tenofovir dis	4,956,320.00
Denmark	UNICEF Supply Division	Correction of Imp Agnt	893,050.00
Denmark	UNICEF Supply Division	DetermineHIVtestkit(HealthP)	198,720.00
Denmark	UNICEF Supply Division	Ethambutol 100mg tabs(MPP)	39,430.00
Denmark	UNICEF Supply Division	Freight, insurance & Inspectio	549,800.00
Denmark	UNICEF Supply Division	freight, insurance & Inspectio	77,000.00
Denmark	UNICEF Supply Division	Freight, insurance & Inspectio	36,500.00
Denmark	UNICEF Supply Division	Freight, Insurance (PSM)	60,000.00
Denmark	UNICEF Supply Division	Handling fee	595,830.00
Denmark	UNICEF Supply Division	Handling Fee(PSM)	103,440.00
Denmark	UNICEF Supply Division	HIV3.0 testkits(HealthP),	207,000.00
Denmark	UNICEF Supply Division	RH 150/75 tabs(MPP)	589,530.00
Denmark	UNICEF Supply Division	RH 60/30 tabs(MPP)	67,430.00
Denmark	UNICEF Supply Division	RHE 150/75/275 tabs(MPP)	158,070.00
Denmark	UNICEF Supply Division	RHZ 60/30/150 tabs(MPP)	42,750.00
Denmark	UNICEF Supply Division	RHZE 150/75/400/275 tabs(MPP)	409,900.00
Denmark	UNICEF Supply Division	S0782181 Syringe, A-D, 0.05ml,	58,500.00
Denmark	UNICEF Supply Division	S1537100 Sulfameth + trimeth 4	672,260.00
Denmark	UNICEF Supply Division	Saquinavr 200 mg (hard)caps/Pa	55,350.00
Denmark	UNICEF Supply Division	Streptomycin (MPP)	89,410.00
Denmark	UNICEF Supply Division	Sulfameth trimeth, (MPP)	1,104,460.00
Denmark	UNOPS	10 motorcycles for Tigrat Regj	32,290.00
Denmark	UNOPS	11 MOTORCYCLES YAMAHA A AG 10	44,310.00
Denmark	UNOPS	11 MOTORCYCLES YAMAHA A AG 100 WIT	46,090.00
Denmark	UNOPS	14311-Adquisicion 10 camioneta	434,920.00
Denmark	UNOPS	24 ports switch	31,950.00
Denmark	UNOPS	28 YAMAHA (Ex-stock) DT 125, 2	98,290.00
Denmark	UNOPS	5 Units Toyota Landcruisers St	260,070.00
Denmark	UNOPS	Achat 1 vehicule SW 4 x 4	73,030.00
Denmark	UNOPS	Achat materiel roulant - UNOPS	156,290.00
Denmark	UNOPS	Acquisition de materiel roulan	305,910.00
Denmark	UNOPS	AIR FRIEGHT TRANSPORT	69,380.00
Denmark	UNOPS	AIR FRIGHT TRANSPORT	42,710.00
Denmark	UNOPS	Airfreight charges Tokyo-Dubai	356,110.00
Denmark	UNOPS	Ambulance 2wd 2.4 Petrol 2.4 P	41,920.00
Denmark	UNOPS	Ambulance Minibus Peugeot Boxer 330	32,270.00
Denmark	UNOPS	Armored vehicle payment	85,000.00
Denmark	UNOPS	AV for UNDP/ACT Project	731,390.00
Denmark	UNOPS	AV for UNDP/ASGP Project	1,097,080.00
Denmark	UNOPS	AV for UNDP/JHRA Project	182,850.00
Denmark	UNOPS	AV for UNDP/MBAW Project	182,850.00
Denmark	UNOPS	AV for UNDP/NDMP	182,850.00
Denmark	UNOPS	AV for UNDP/PTJ project	182,850.00
Denmark	UNOPS	AVs for UNDP/ANBP Project	731,390.00
Denmark	UNOPS	AVs for UNDP/NBP Project	365,690.00
Denmark	UNOPS	Computer hardware or software	110,900.00
Denmark	UNOPS	Dell Latitude E4200	61,850.00
Denmark	UNOPS	Expense Distribution	584,790.00
Denmark	UNOPS	FINGER PRINT SCANNER	413,930.00
Denmark	UNOPS	Fourniture d'un vehicule TOYOT	30,850.00
Denmark	UNOPS	freight charges transport	72,460.00
Denmark	UNOPS	FULL OPTIONS and Standard Equi	138,980.00
Denmark	UNOPS	Generators, AC (alternators)	77,280.00
Denmark	UNOPS	HIGH CAPACITY BLACK TONER CART	62,130.00
Denmark	UNOPS	HP 800 Elite SFF Chassis Desk	100,650.00
Denmark	UNOPS	HP 800 Elite SFF Chassis Desktop In	100,650.00
Denmark	UNOPS	HP 8000 Elite SFF Chassis Des	46,970.00
Denmark	UNOPS	HP Server-HP ProLiant servers-	110,480.00
Denmark	UNOPS	Hyundai H1 2wd 2.4 Petrol	33,860.00
Denmark	UNOPS	Hyundai, H1, Ambulance 2wd 2.4	40,380.00
Denmark	UNOPS	HyundaiSantaFe2.7Dohc V6Petrol	60,820.00
Denmark	UNOPS	IT Equipment for Basrah Chidlr	65,540.00
Denmark	UNOPS	item 1- pelton turbine	55,080.00
Denmark	UNOPS	item 21- installation, testing equi	31,570.00
Denmark	UNOPS	LAN file servers Item 4 SERVEU	58,460.00
Denmark	UNOPS	Land Rover Defender 110 Statio	61,660.00
Denmark	UNOPS	Land Rover Freelander 2.2L TD4	130,070.00
Denmark	UNOPS	LANDCRUISER HARTOP 76 4.2l 5 Door 1	128,860.00
Denmark	UNOPS	MINIBUSES HYUNDAI H1 - VEHICLES	93,420.00
Denmark	UNOPS	MoFEA-Procurement of 57 Moterbick	201,720.00
Denmark	UNOPS	Motor Cycle Yamaha	158,380.00
Denmark	UNOPS	Motorcycles(Original cost of m	440,080.00
Denmark	UNOPS	Niger UNV Country office Team Unit	57,590.00
Denmark	UNOPS	Nissan (Patrol 4WD S/ Wagon GI 4.2L	39,440.00
Denmark	UNOPS	Nissan Patrol vehicles for RCO	79,570.00
Denmark	UNOPS	NOTE BOOK	902,560.00
Denmark	UNOPS	NOTE BOOK COMPUTER	4,254,860.00
Denmark	UNOPS	Ordinateur de saisie (Item 1	110,560.00
Denmark	UNOPS	Payment to UNOPS for the suppl	49,820.00
Denmark	UNOPS	Power supplies Item 3c ONDULEU	31,120.00
Denmark	UNOPS	Power suppliesItem 3a ONDULEUR	48,790.00
Denmark	UNOPS	Procurement of car	36,210.00
Denmark	UNOPS	PROCUREMENT OF 4 UNITS OF TOYO	211,850.00
Denmark	UNOPS	Purchase of Risography photoco	78,530.00
Denmark	UNOPS	Purchase of Risography photocopier	76,950.00
Denmark	UNOPS	Purchase of Toyota Land Cruise	31,690.00
Denmark	UNOPS	Quatation N CR109272 MHH Niss	38,830.00
Denmark	UNOPS	Server HP ProLiant ML370 G6	78,590.00
Denmark	UNOPS	SERVER PC WITH OS	65,850.00
Denmark	UNOPS	Toyota Coaster Bus with Air-c	53,700.00
Denmark	UNOPS	Toyota Hilux Pick up Double c	43,540.00
Denmark	UNOPS	Toyota Hilux Pick Up Double C	31,630.00
Denmark	UNOPS	Toyota Hilux Pick Up Double Cabin2	33,090.00
Denmark	UNOPS	Toyota (Ex-factory) Land Cruis	206,410.00
Denmark	UNOPS	Toyota Camry 2.4l 4 Doors M/T	34,050.00
Denmark	UNOPS	Toyota Camry 2.4l 4 Doors M/T ACV40	31,830.00
Denmark	UNOPS	Toyota Hard Top Ambulance Fully mos	54,530.00
Denmark	UNOPS	Toyota Land Cruiser	34,420.00
Denmark	UNOPS	TOYOTA LAND CRUISER 4WD PICK U	80,690.00
Denmark	UNOPS	Toyota Land cruiser 4Wd Pick up	33,060.00
Denmark	UNOPS	TOYOTA LAND CRUISER HARD TOP QUOTAT	30,670.00
Denmark	UNOPS	Toyota Land Cruiser Prado Station W	43,780.00

Major Orders for Goods by Agency during 2010 (Orders of \$30,000 or more)

AGENCY			PO value
Location of supplier	Name of supplier	Description of goods (equipment)	USD
UNDP Continued			
Denmark	UNOPS	Toyota Land Cruiser Prado Station w	43,080.00
Denmark	UNOPS	Toyota Land Cruiser Prado TX, Model	42,740.00
Denmark	UNOPS	TOYOTA Land Cruiser Station Wa	245,720.00
Denmark	UNOPS	TOYOTA Land Cruiser Station Wagaon	55,240.00
Denmark	UNOPS	TOYOTA Land Cruiser Station Wagon	198,950.00
Denmark	UNOPS	Toyota Land Cruiser, 4 WD, Har	379,500.00
Denmark	UNOPS	Toyota Prado 4 cylinder vehic	87,560.00
Denmark	UNOPS	Toyoyta Land Cruisr Prado Station	43,780.00
Denmark	UNOPS	USB FLASH DRIVE	198,990.00
Denmark	UNOPS	VANS	35,950.00
Denmark	UNOPS	Véhicule 4 x 4 LC 200 GX VD.J2	73,030.00
Denmark	UNOPS	véhicule Toyota 4 x 4 Hilux P	43,540.00
Denmark	UNOPS	Véhicules Toyota LC 200 GX VD	146,060.00
Denmark	UNOPS	Véhicules Toyota LC single cab	97,900.00
Denmark	UNOPS	WAGONS AND OPTIONS	43,260.00
Denmark	UNOPS	WEB CAMERA	205,640.00
Denmark	UNOPS	Workstation computer HP Z200	90,520.00
Denmark	UNOPS	X-RAY Security Scanner	31,770.00
Denmark	UNOPS	YAMAHA(Ex factory) DT 125, 2	81,130.00
Denmark	UNOPS Headquarters	LAST TRANSFERT TO UNOPS	32,490.00
Denmark	UNOPS Headquarters	Pickup Toyota Hilux for Ministry of	30,070.00
Denmark	UNOPS Headquarters	Pickup Toyota Hilux for SWAA Burund	30,070.00
Denmark	UNOPS Headquarters	Toyota Hilux 4x4 Pick-up Doubl	30,800.00
Denmark	UNOPS Headquarters	Toyota Land Cruiser 4WD Pickup	64,930.00
Denmark	UNOPS, DENMARK	Impregnated bednets	167,930.00
Denmark	UNOPS, DENMARK	MOTOR VEHICLES AND PARTS AND A	125,890.00
Denmark	UNOPS-UNITED NATIONS OFFICE FOR PROJECT	Vehicle Toyota L/C Station Wag	45,540.00
Djibouti	ETS MARILL	Face 40 - Ets Marill	42,370.00
Djibouti	MARILL AUTOMOTIVE SARL	Expense Distribution	156,480.00
Djibouti	RED SEA AUTOMOTIVE FZCO	Direct Payment GTZ-EWCO 2010	87,300.00
Djibouti	UNOPS	Toyota Land CRUISER PRADO Station W	34,520.00
Dominican Republic	AGENCIA BELLA C.POR A	Motocicletas para supervisores	128,310.00
Dominican Republic	ANTONIO P. HACHE & CO.C.POR A.	Pala cuadrada	77,300.00
Dominican Republic	AUTO ASESORES	Compra Jeepeta Hyunda 54013	45,120.00
Dominican Republic	AUTOCAMIONES, C. POR A.	Compra camionetas Dir. General	236,000.00
Dominican Republic	AUTOCAMIONES, C. POR A.	ISUZU NPS71L-22	34,900.00
Dominican Republic	BONANZA DOMINICANA	CAMIONETA DOBLE CABINA 4WD MECANICA	82,000.00
Dominican Republic	COMUNICACIONES ENROCA	Camioneta Furgón, con arquitec	80,000.00
Dominican Republic	DELL MARKETING L.P.	SERVIDORES DE ALTO RENDIMIENTO	47,660.00
Dominican Republic	FUNDACION SUR FUTURO	Ligg, trim Jul/Sept	62,380.00
Dominican Republic	FUNDACION SUR FUTURO	Liquidacin DV 42706	79,430.00
Dominican Republic	ITS INFO COMUNICACIONES	Cableado Estructurado y Sistema Ele	32,400.00
Dominican Republic	ITS INFO COMUNICACIONES	Lote 1 Cableado estructurado	70,290.00
Dominican Republic	ITS INFO COMUNICACIONES	Lote 2 Sistema eléctrico energ	279,570.00
Dominican Republic	ITS INFO COMUNICACIONES	Lote 3 Infraestructura conectu	137,490.00
Dominican Republic	ITS INFO COMUNICACIONES	Lote 4 Sistema telefonía	62,860.00
Dominican Republic	ITS INFOCOMUNICACION DOMINICANA	Lote 1. Lista de materiales pa	64,680.00
Dominican Republic	ITS INFOCOMUNICACION DOMINICANA	Lote 1. Tuberías y accesorios	128,490.00
Dominican Republic	ITS INFOCOMUNICACION DOMINICANA	Lote 2 Sistema de Monitoreo en	45,980.00
Dominican Republic	ITS INFOCOMUNICACION DOMINICANA	Lote 2. Regulador	116,310.00
Dominican Republic	ITS INFOCOMUNICACION DOMINICANA	Lote 2. Sistema de Supresion t	40,250.00
Dominican Republic	ITS INFOCOMUNICACION DOMINICANA	Lote 2. Sistema de UPS	212,780.00
Dominican Republic	ITS INFOCOMUNICACION DOMINICANA	Lote 2. Sistema eléctrico sed	251,090.00
Dominican Republic	ITS INFOCOMUNICACION DOMINICANA	Lote 2. Sistema eléctrico escu	94,960.00
Dominican Republic	ITS INFOCOMUNICACION DOMINICANA	Lote. 3 Red de Datos	477,390.00
Dominican Republic	PERAVIA MOTORS	2 Camión Tanque con Cap.de 1,	59,800.00
Dominican Republic	REDBIRD FLIGHT SIMULATIONS, INC.	Completo adq simulador de vu	45,150.00
Dominican Republic	TECHNET SOLUCIONES DE REDES, S.A.	Licencia Microsoft Office Stan	78,490.00
Dominican Republic	THEMA SRL	Mobiliario Importado 1er Nivel	91,420.00
Dominican Republic	THEMA SRL	Mobiliario Importado 2do Nivel	127,280.00
Dominican Republic	THEMA SRL	Mobiliario Importado Sede Nave	907,250.00
Dominican Republic	THEMA SRL	Mobiliario Nacional Sede Naveg	45,820.00
Dominican Republic	UNOPS	24camionetas Ford y 1veh Hyund	460,230.00
Dominican Republic	UNOPS	Nissan Urvan 15 seat microbus 3.0l	83,040.00
Dominican Republic	UNOPS	TOYOTA COASTER BUS 4.2l 30SEATS	564,580.00
Dominican Republic	VIAMAR	Vehiculo tipo SUV 2010 exonare	31,900.00
Ecuador	Automotores y Anexas S.A.	63226 OC09-380 gupo final 10%	35,330.00
Ecuador	ELECTRO ECUATORIANA SA COMERCIAL E INDUS	12286 OC09-122 Grupo electróge	80,660.00
Ecuador	Firmesa Industrial Cia Ltda	12286 OC09-371 Generador y Equ	121,500.00
Ecuador	INSTALACIONES ELECTROMECANICAS S.A. INES	12286 OC09-369 Transformador y	80,640.00
Ecuador	MINISTERIO DEL AMBIENTE	Liquidación Abr-Sep 2010	91,110.00
Ecuador	Proauto C A	12278 OC10078 - compra 2 camio	104,610.00
Ecuador	Proauto C A	12278 OC10078 - compra 2 camionetas	109,080.00
Ecuador	Protecompu C.A.	12286 OC09-368 Aire Acondicion	56,190.00
Ecuador	Spondylus Comercializadora de Medios	70743 CS10-211 Campaña Afrodes	65,000.00
Egypt	AL MARSА PRINTING AND PUBLISHING	Design & Production USB Flas	34,550.00
Egypt	AL MARSА PRINTING AND PUBLISHING	Publication of Leather USB	37,230.00
Egypt	ARTOC AUTO	Octavia Fantasia - For DDR Pro	30,580.00
Egypt	ELSABAA AUTOMOTIVE	el sabaa automotive	38,720.00
Egypt	MUNICIPAL INITIATIVE STRATEGIC RECOVERY	adjustment of exp bet funds	44,370.00
Egypt	SMART VISION	procurement of it supplies	98,750.00
Egypt	SPAD-GOPP	JANUARY LIQ 2010 EGP	34,880.00
Egypt	UNATRAC INTERNATIONAL	PISTON AND CONNECTING ROD ASSE	42,380.00
Egypt	WHO CAIRO	COMM - BCC, Cmunity Outreach	39,500.00
El Salvador	3M EL SALVADOR, S.A. DE C.V.	10,000 LIBRETAS S/PO 2010/032	36,700.00
El Salvador	ALGIER'S IMPRESORES, S.A. DE C.V.	SERVICIOS DE IMPRESIÓN DE 4000	31,120.00
El Salvador	ALGIER'S IMPRESORES, S.A. DE C.V.	SERVICIOS DE IMPRESIÓN DEL MAP	35,500.00
El Salvador	DIDEA S.A. DE C.V.	Pick Up, Doble Cabina 4x4; Mar	86,210.00
El Salvador	DROGUERIA MASTERS, S.A. DE C.V.	HIDROXIUREA Y TRIAMCINOLONA	113,080.00
El Salvador	DROGUERIA MASTERS, S.A. DE C.V.	TRIAMCINOLONA ACETONIDO 10MG/M	128,530.00
El Salvador	FARMACEUTICOS EQUIVALENTES, S.A. DE C.V.	AZATIO + CLORPRO S/PO 2010/022	45,660.00
El Salvador	FRIO AIRE, S.A. DE C.V.	CUARTO FRIO DE BAJA TEMPERATUR	37,020.00
El Salvador	PROMED DE EL SALVADOR, S.A. DE C.V.	REACTIVO CD3/CD4/CD8 SET DE 50	100,100.00
El Salvador	PROMED DE EL SALVADOR, S.A. DE C.V.	SUMINISTRO 156 SET CD4/CD8 SET	54,860.00
El Salvador	PROMED DE EL SALVADOR, S.A. DE C.V.	SUMINISTRO 156 SET CD4/CD8 SET 50 P	150,150.00
El Salvador	PROMED DE EL SALVADOR, S.A. DE C.V.	SUMINISTRO 71 SET CD4/CD8 SET 50 PR	68,340.00
El Salvador	SISTEMAS C & C, S.A. DE C.V.	Computadoras Personales; Marca	46,520.00
El Salvador	SURIANO SIU, S.A. DE C.V.	building materials for tempora	35,840.00
El Salvador	TECNASA ES S.A. DE C.V.	SWITCH (ACCES); Marca: CISCO;	64,040.00
El Salvador	VIDUC, S.A. DE C.V.	MATERIALS PURCHASE	72,700.00
El Salvador	VIDUC, S.A. DE C.V.	SUMINISTRO MATERIALES VIV TEMP	139,710.00
Entrea	MIN. OF AGRICULTURE / ZOBA MAEKEL BRANCH	Expense Distribution	232,740.00
Ethiopia	Amhara Region Bureau of Agriculture and	2009 4th quarter Advance	31,970.00
Ethiopia	Avast Computer Technology	Purchase-Computer NA11/32/10	45,080.00
Ethiopia	AVICOM Trading Plc	Direct payment EWCO 2010	157,970.00
Ethiopia	AVICOM Trading Plc	Direct Payment to AVICOM 2010	434,780.00
Ethiopia	AVICOM Trading Plc	Direct pay-radio procure-NEBE	88,820.00
Ethiopia	DIP-Institution of the Ombudsman	EIO's 3rd Report-2010-DIP	50,340.00
Ethiopia	Ethiopian Airlines	Transportation of IT equipment	39,500.00
Ethiopia	Ethiopian Leather Industries Association	FR -Aug 2010-74935-ELIA	57,400.00
Ethiopia	JUPITER TRADING	Purchase of Ph.Co Machine MOFA	37,950.00
Ethiopia	LTA Auto Aps	Motorcycle for Farmers Festiva	39,660.00
Ethiopia	Maga Sys Trading	Direct pay-procurement-NEBE	38,310.00
Ethiopia	NATIONAL ELECTORAL BOARD OF ETHIOPIA-	1st Q.Report-NEBE-2010	466,560.00
Ethiopia	NATIONAL ELECTORAL BOARD OF ETHIOPIA-	Expense Distribution	33,040.00
Ethiopia	NATIONAL ELECTORAL BOARD OF ETHIOPIA-	NEBE partial FR 3rd Q 2010	59,990.00
Ethiopia	OMEDAD PRIVATE LTD CO	Direct Payt-office furnit-NEBE	39,540.00
Ethiopia	Oromia Agrculture and Rural Development	2009 4th Quarter Advance	39,760.00
Ethiopia	Oromia BoFED - UN Food Security	FR June2010-06/1102-OARDB56570	79,070.00
Ethiopia	Oromia BoFED - UN Food Security	FR-June2010--DPPCS/11/102-56570	108,730.00
Ethiopia	Program Coordination	SNNPR F/Re from 2010	61,510.00

Major Orders for Goods by Agency during 2010 (Orders of \$30,000 or more)

AGENCY			PO value
Location of supplier	Name of supplier	Description of goods (equipment)	USD
UNDP Continued			
Ethiopia	Program Coordination	SNNPR F/Report 2010	61,510.00
Ethiopia	SECRETARIAT OF THE HOUSE OF PEOPLE'S REP	Expense Distribution	212,460.00
Ethiopia	TGB Roman Trading Enterprise	Purchase of books NA11/32/10	38,730.00
Ethiopia	The Motor & Engineering Co. of Ethiopia	Direct Payment by EWCO-2010	200,000.00
Fiji	GEF IWRM UNDP	IWRM QTR1'10 FR USD399,896.28	75,690.00
Fiji	HOP TIY & CO LTD	Farming Seeds	37,110.00
Fiji	RADISSON RESORT FIJI DENARAU ISLAND	50% Payment to Radisson - 3rd	37,310.00
Fiji	SOUTH PACIFIC APPLIED GEOSCIENCE COMM	IWRM_FR_JUL/AUG/2010_US289444	39,140.00
Finland	VAISALA OYJ	100% pymt for 5 AWS for Gmet	208,810.00
France	BELIN	publication d'un ouvrage en Af	30,100.00
France	CFAO CPS FRANCE	Achat de vehicule pour le comp	31,030.00
France	CFAO CPS FRANCE	Achat de vehicule pour le comp	31,030.00
France	DV INTERNATIONAL	Unité de reportage Cameras lég	53,760.00
France	GEMALTO S.A	12v battery pack, including ba	139,000.00
France	GEMALTO S.A	12v battery pack, including battery	133,570.00
France	GEMALTO S.A	Battery chargers, to charge ki	35,900.00
France	GEMALTO S.A	Battery chargers, to charge kit 12	34,490.00
France	GEMALTO S.A	Case for Battery pack	506,010.00
France	GEMALTO S.A	Customized Registration softwa	599,150.00
France	GEMALTO S.A	Customized Registration software pa	834,250.00
France	GEMALTO S.A	Digital Webcam	236,020.00
France	GEMALTO S.A	Embedded Computer, including b	1,939,210.00
France	GEMALTO S.A	Embedded Computer, including batter	1,863,440.00
France	GEMALTO S.A	Finger print scanner	1,310,950.00
France	GEMALTO S.A	Freight from FCA Roissy Charle	209,140.00
France	GEMALTO S.A	Freight from FCA Roissy Charles de	200,970.00
France	GEMALTO S.A	Generator, including extension	1,137,870.00
France	GEMALTO S.A	Generator, including extension powe	1,093,410.00
France	GEMALTO S.A	Printer	1,720,300.00
France	GEMALTO S.A	Registration kit case	6,624,650.00
France	GEMALTO S.A	Set of sufficient ink cartridg	194,490.00
France	GEMALTO S.A	Set of sufficient ink cartridges (b	186,890.00
France	GEMALTO S.A	Tech. support for 6 mths., to be pro	554,470.00
France	Groupe Leader	Fire Search/safety equipment-	219,090.00
France	LABORATORIO HAYMANN S.A.	COSTOS OPERACIONALES	35,670.00
France	MB2i	DEPLOIEMENT,ADAPTATION DES APP	97,620.00
France	MB2i	FORMATIONS, DEPLACEMENTS ET ET	100,560.00
France	STIM PLUS	Inkjet printers	39,580.00
Gabon	CFAO GABON	Expense Distribution	38,900.00
Gabon	TOYOTA GABON	Vehicles, all terrain	80,780.00
Gabon	UNICEF	Anti-infective drugs Zidovudin	544,530.00
Gabon	UNICEF	Facs Count, control, kit 25 te	46,200.00
Gabon	UNICEF	S1 400026 Didanosine 250mg EC	35,940.00
Gabon	UNICEF	S1400105 Nelfinavir 250 250mg	59,710.00
Gambia	NATIONAL PLANNING COMMISSION	RETIREMENT OF ADV-MDG BASED PR	35,840.00
Gambia	NATIONAL PLANNING COMMISSION	REVERSAL OF WRONG ENTRY	47,300.00
Georgia	GT MOTORS LTD	Vehicle with refrigerator for	31,200.00
Georgia	ORIENT LOGIC LTD	Provision of the equipment of	48,000.00
Georgia	ZAKHAR LTD	Purchase of Studio accessories	37,080.00
Germany	BMW AG	BMW X5 xDrive30d, color - whit	38,010.00
Germany	CHEMPATEX MEDIZINISCHE	ACT2.6.3.2 Laboratory and Glassware	49,330.00
Germany	Datamatics Technologies GmbH	St.1:Business Requirm.Analysys	31,900.00
Germany	Datamatics Technologies GmbH	St.1:Business Requirm.Analysys	31,900.00
Germany	Datamatics Technologies GmbH	St.2:Functional Specific.	63,810.00
Germany	Datamatics Technologies GmbH	St.2:Techn. Specific.	63,810.00
Germany	Datamatics Technologies GmbH	St.3:Develop custom comp.	31,900.00
Germany	Datamatics Technologies GmbH	St.3:Setup MOSS Infrastr.	63,810.00
Germany	Datamatics Technologies GmbH	St.4:User acc.testing	31,900.00
Germany	Datamatics Technologies GmbH	St.5:Post Rollout Support	31,900.00
Germany	Deutsche Gesellschaft fuer Technischa	Direct Payment GTZ-IS	44,190.00
Germany	Deutsche Gesellschaft fuer Technische Z.	Rifampicin 150mg/isoniazid 75m	109,610.00
Germany	Deutsche Gesellschaft fuer Technische Z.	Taxifree (44 331.70\$-2324.80\$)	42,010.00
Germany	F. Undutsch GmbH	Fire rescue equipments- Rotary	33,750.00
Germany	F. UNDUTSCH GMBH	Procurement of laboratory equipment	47,190.00
Germany	Fleischhacker GmbH & Co.	LABORATORY EQUIPMENT - Closed ELISA	1,066,670.00
Germany	Fleischhacker GmbH & Co.	LABORATORY EQUIPMENT & SUPPLIES	104,480.00
Germany	GESELLSCHAFT TECHNISCHE ZUSAMMENARBEIT	Strides-952000231	33,450.00
Germany	GTZ International Services	Drugs 1st line TB / 2009	1,803,850.00
Germany	MLW INTERMED H+C GMBH	LAB EQUIPMENTS	30,590.00
Germany	MLW INTERMED H+C GMBH	LABORATORY SUPPLIES	33,210.00
Germany	Orbit IT Solutions	DELL PowerEdge R710	38,380.00
Germany	PROJECT SUPPORT VEHICLES GmbH & Co. KG	Two Armoured Vehicles as per o	200,440.00
Germany	PROJECT SUPPORT VEHICLES GmbH & Co. KG	Two Armoured Vehicles as per offer	32,330.00
Germany	VALLON GmbH	80% final payment after receipt	37,460.00
Germany	VALLON GmbH	S2002530011 METAL DETECTOR - U	37,230.00
Germany	VULKAN LOKRING	bolsas Recolectoras	312,000.00
Ghana	ACCU COMPUTERS LTD	Procurement of IT equipments	39,030.00
Ghana	BUDU ENTERPRISE	SUPPLY OF FOOD ITEMS (GROUNDNU	44,960.00
Ghana	JAPAN MOTORS	Procurement of 2 vehicles	62,930.00
Ghana	OMATEK COMPUTERS (GHANA) LTD	supply of 200 desktop 20 CIC	154,930.00
Ghana	Robafi Books And Stationary	PRINTING OF 3000 MDGS REPORT	32,800.00
Ghana	SEDYPRINT	PRINTING 2009 ANNUAL REPORT	38,810.00
Ghana	SEDYPRINT,P.O.BOX DS 792	COST OF 3000 COPIES OF '08 APR	38,390.00
Guatemala	AUTOS SUZUKI DE CENTROAMERICA, S. A.	COMPRA 3 VEHICULOS (60605	45,870.00
Guatemala	AUTOS SUZUKI DE CENTROAMERICA, S. A.	COMPRA 3 VEHICULOS JEEP	48,160.00
Guatemala	COFINO STAHL Y COMPANIA, S.A.	VEHICULO FORTUNER (60606	33,120.00
Guatemala	SISTEMAS ENTERPRISE, S.A.	Computadoras de escritorio	42,500.00
Guinea	CISCO SYSTEMS,INC	Commande equipements CCM pour	34,140.00
Guinea	DHL	Acheminement des Materials	32,180.00
Guinea	DISTRIBUTION GENERAL & SERVICES	Achat de 4 SERVEUR HP PROLIANT	314,030.00
Guinea	DIXINN GATE	Paielement de 40% apres 75% de r	38,960.00
Guinea	DIXINN GATE	Paielement solde 40% a la fin de	38,960.00
Guinea	GLOBAL MINING SERVICES	Achat de trois (03) Vehicules	177,000.00
Guinea	GLOBAL MINING SERVICES	Commande de 05 vehicules TOYOTA HIL	147,500.00
Guinea	GLOBAL MINING SERVICES	Commande de 07 vehicules TOYOT	206,500.00
Guinea	GLOBAL MINING SERVICES	Commande de 07 vehicules TOYOTA HIL	206,500.00
Guinea	INTL FOUNDATION FOR ELECTORAL SYSTEMS	Paielement 28me tranche MOU du 3	323,890.00
Guinea	INTL FOUNDATION FOR ELECTORAL SYSTEMS	Paielement en faveur de la Funda	110,490.00
Guinea	PERKINS POWERED GENERATING	Achat de 38 groupes electrogen	40,920.00
Guinea	PROTEC SA	Achat de 500 boucliers et de 2	1,333,650.00
Guinea	SOW OUMOU ALIOU	Paielements des Indemnités	39,140.00
Guinea-Bissau	CARLOS ROBERTO LOPES, IMP&EXP HOSSON	75% Groupe 5	114,930.00
Guinea-Bissau	CARLOS ROBERTO LOPES, IMP&EXP HOSSON	75% Groupe 7	66,020.00
Guinea-Bissau	CARLOS ROBERTO LOPES, IMP&EXP HOSSON	IMPRESSORA DE REDE	32,610.00
Guinea-Bissau	CFAO MOTORS	Vehicule Toyota 2Cab.4x4Diesel -5Sp	50,750.00
Guinea-Bissau	MENCOR LDA	Achat équipement 8 régions GBS	32,660.00
Haiti	COMPHAITI S.A.	TONER 12 A (Q2612A TONER, 2000	38,080.00
Haiti	CONRICO INTERNATIONAL	Land Rover Defender 110 Station Wag	30,310.00
Haiti	HAYTIAN TRACTOR & EQUIP. S.A.	Achat SKID STEER LOADER + FOLLOW UP	43,950.00
Honduras	CENTROMATIC S.A.	Impresoras Matriciales	35,020.00
Honduras	CENTROMATIC S.A.	Microcomputadoras Desktop	196,020.00
Honduras	DIMEX S. DE R.L.	50 BOMBA INFUSION EMERG.DENGUE	49,990.00
Honduras	DISTRIBUIDORA COMERCIAL S.A. (DICOSA)	ITEM 49. BOMBAS DE INFUSION	45,560.00
Honduras	DISTRIBUIDORA DE MARCAS AMERICANAS, S.A	ADQ. DE 10 VEHICULOS FORD	159,670.00
Honduras	EYL COMERCIAL AGROPECUARIA S.A. DE C.V.	BOMBAS TERMONEBULIZADORAS	95,290.00
Honduras	GEMINIS PUBLICIDAD Y MERCADEO S. DE R.L.	F904PUB.RAD.SEG.CONT1/07/2010	238,220.00
Honduras	GRUPO Q HONDURAS	VEHICULOS TIPO PICK UP, DOBLE	34,860.00
India	AEROMARINE EQUIPMENT SUPPLY PVT LTD	first tranche of Rs.25 Lacs	32,410.00
India	HINDUSTAN INSECTICIDES LIMITED	Independent Sampling	45,000.00
India	HINDUSTAN INSECTICIDES LIMITED	Independent Testing	105,000.00
India	HINDUSTAN INSECTICIDES LIMITED	Insecticides	2,010,550.00

Major Orders for Goods by Agency during 2010 (Orders of \$30,000 or more)

AGENCY			PO value
Location of supplier	Name of supplier	Description of goods (equipment)	USD
UNDP Continued			
India	HINDUSTAN INSECTICIDES LIMITED	Insecticides Inv. 014/10-10; 0	511,820.00
India	LUPIN LIMITED	2 FDC - Rifampicin 150 mg / Is	53,070.00
India	Lupin Limited	2 FDC-Rifampicin 150 mg / Isoniazid	84,350.00
India	LUPIN LIMITED	4FDC - Rifampicin 150 mg / Iso	58,030.00
India	Lupin Limited	4FDC - Rifampicin 150 mg / Isoniazi	37,710.00
India	Lupin Limited	4FDC-Rifampicin 150 mg / Isoniazid	88,250.00
India	Lupin Limited	Rifampicin 150 mg / Isoniazid 75 mg	1,288,660.00
India	Lupin Pharma Ltd	3FDC-Rifampicin 150 mg / Isoni	42,720.00
India	Lupin Pharma Ltd	4FDC - Rifampicin 150 mg / Iso	32,640.00
India	Lupin Pharma Ltd	4FDC - Rifampicin 150 mg / Isoniazi	32,640.00
India	Lupin Pharma LTD.	Rifampicin 150 mg / Isoniazid 75 mg	757,960.00
India	M/S Siddharth Marketing Corporation	Fire Safety/Search Equip. Therm	119,090.00
India	M/S Siddharth Marketing Corporation	Two wheeler water mist system	107,020.00
India	Macleods Pharmaceuticals Ltd	Rifampicin 150mg/Isoniazid 75gm/Etha	159,950.00
India	Macleods Pharmaceuticals Ltd	Rifampicin 60 mg / Isoniazid 30 mg	67,750.00
India	Macleods Pharmaceuticals Ltd	Rifampicin 60 mg /Isoniazid 30 mg,	109,420.00
India	Macleods Pharmaceuticals Ltd.	Rifampicin 150 mg / Isoniazid 75 mg	35,990.00
India	MACMILLAN PUBLISHERS INDIA LTD	20/8Courier-APHDR on Gender	43,110.00
India	MAHINDRA & MAHINDRA LTD.	Mahindra Scorpio vehicle for	31,500.00
India	RUSAN PHARMA LTD	PROCUREMENT OF RIFABUTIN, CAPS	33,540.00
Iraq	AL-SAMI GENERAL TRADE COMPANY LTD.	Color Copier Ricoh MPC 3300. D	30,400.00
Iraq	AL-SAMI GENERAL TRADE COMPANY LTD.	Provision of Civil, Mechanical	787,970.00
Iraq	ED Service-Center	Supply of Wind Resource Assessment	66,650.00
Iraq	NAREMAN AUTOMOBILES CO., LLC	4WD NISSAN PATROL STATION WAGO	35,900.00
Iraq	NASHITA INFORMATION AND COMMUNICATION	IT Equipment and office equipm	89,000.00
Iraq	NASHITA INFORMATION AND COMMUNICATION	IT Equipment and office Equipm	69,680.00
Iraq	Phaesun GmbH	Supply of Complete Wind Power Syste	47,400.00
Iraq	SNAFEE COMPANY	Off Site Telephone for BCH	299,310.00
Israel	GALint Ltd	1112 units of Encryption modul	320,000.00
Israel	GILAT SATELLITE NETWORKS LTD	Videoconferencing equipment se	48,500.00
Israel	GILAT SATELLITE NETWORKS LTD	VSAT Equipment for KAMAZ KUNG	86,460.00
Israel	JAMAL O. MASRI CO. LTD	Item # 4, 4x4 Vehicle, Volkswa	73,900.00
Israel	JAMAL O. MASRI CO. LTD	LTA cars item 10: Volkswagen C	32,800.00
Israel	JAMAL O. MASRI CO. LTD	LTA Item 10: Volkswagen Minibu	32,800.00
Israel	MER SECURITY AND COMMUNICATION SYSTEM LI	ACHAT D'EQUIPEMENTS HYDROMETOR	507,550.00
Italy	AFRORIENTAL TRADE CENTER SRL	DPR#dd.27/04/10 EQUIPMENT/FURN	90,270.00
Italy	BIOETHIC SRL	Projector de Video	39,780.00
Italy	COELMO	1 year maintenance after period of	70,990.00
Italy	COELMO	Generators 500KVA, 250KVA and 100KV	366,480.00
Italy	COELMO	Jul.10FR 57560-04000	407,780.00
Italy	COELMO	Onsite installation, training and w	32,040.00
Italy	COELMO SRL	Generators	309,170.00
Italy	DE LORENZO SPA	Car Driving Simulator	74,270.00
Italy	ELETTRO CIESSE DI CIAIOLI STEFANO	Payment for Saqara imported eq	187,440.00
Italy	INVENTA NUOVE SOLUZIONI TECNOLOGICHE SRL	SUPPLY AND TURNKEY INSTALLATIO	67,390.00
Italy	NEW-TRONIC SRL	Hand tools, Metal, Welding Wor	393,100.00
Italy	SAIP EQUIPMENT	Purchase of ODS Machine	265,240.00
Italy	SEVERN TRENT ITALIA S.p.A.	25% OF CONTRACT	213,020.00
Italy	WFP-UN Humanitarian Response Depot	Ablution unit, prefab., hard w	138,470.00
Italy	WFP-UN Humanitarian Response Depot	Ancillaries for Living accom.	82,670.00
Italy	WFP-UN Humanitarian Response Depot	Ancillaries for Office accom.	145,430.00
Italy	WFP-UN Humanitarian Response Depot	Conference room, with accessor	130,850.00
Italy	WFP-UN Humanitarian Response Depot	Distribution box/electrical ki	44,160.00
Italy	WFP-UN Humanitarian Response Depot	flight costs portion (86.06%)	940,670.00
Italy	WFP-UN Humanitarian Response Depot	Generator, diesel, 45kva w/spa	102,000.00
Italy	WFP-UN Humanitarian Response Depot	Living accom. Unit	526,350.00
Italy	WFP-UN Humanitarian Response Depot	MRC 4.5%	126,130.00
Italy	WFP-UN Humanitarian Response Depot	Office accom. Unit	507,640.00
Italy	WFP-UN Humanitarian Response Depot	Prefab., warehouse, soft wall,	96,300.00
Italy	WFP-UN Humanitarian Response Depot	Safe Margin 10%	49,820.00
Italy	WFP-UN Humanitarian Response Depot	Tents	50,320.00
Italy	WORLD FOOD PROGRAMME (ROME)	4TH QUARTER ADVANCE	250,000.00
Jamaica	JAMAICA DRIP IRRIGATION	lumpsum payment del water pump	32,740.00
Japan	J GERBER & COMPANY (JAPAN) LIMITED.	Yamaha Motorcycle and Helmet Motorc	60,520.00
Japan	NISSAN TRADING CO. LTD	Nissan Patrol Station Wagon LW	48,730.00
Japan	Station Wa	Vehicle Prado for Court Distri	105,790.00
Japan	TOTAL MOTOR MART	POZ002/2010, 3 Nissan Navara	116,700.00
Japan	TOYOTA MOTOR CORPORATION	Toyota Land Cruiser 4x4	41,520.00
Japan	TOYOTA MOTOR CORPORATION	TOYOTA LC 4x4 Station Wagon GX	38,710.00
Jordan	ALRUBA COMPANY LTD	Procurement of 5 Heavy Trucks with	165,000.00
Jordan	CASH COMMERCIAL INVESTMENT CO. LTD	Amendment No. 3 to PIAM230/08	39,020.00
Jordan	CASH COMMERCIAL INVESTMENT CO. LTD	Amendment No. 3 to PIAM230/08 Suppl	54,870.00
Jordan	CASH COMMERCIAL INVESTMENT CO. LTD	Supply & Installation of Domes	208,260.00
Jordan	CASH COMMERCIAL INVESTMENT CO. LTD	Supply & Installation of Domestic F	244,420.00
Jordan	Central Press	Printing 15000 copies of AC St	31,780.00
Jordan	Ejada	EDMS	40,000.00
Jordan	MODERN ARABIAN BUSINESS CORP.	Laptop dell Latitude E5500	131,160.00
Jordan	NATIONAL COMPUTER COMPANY	ASSET Management system, BCH	284,440.00
Jordan	PROTECHNIQUE LTD	ACT1.1.1.15 CENTRIFUGE (bench top t	40,000.00
Kazakhstan	INKOM KAZAKHSTAN LTD	2nd payment under Purchase Con	65,130.00
Kazakhstan	TOYOTA MOTOR CORPORATION	Vehicle Toyota Prado GRJ150L-G	42,400.00
Kenya	ARID LANDS RESOURCE MANAGEMENT PROJECTII	REC-APRI-JUNE 2010	46,330.00
Kenya	ASL LIMITED	ACT 3.4.1 CHW BOXES FOR ACTs	68,040.00
Kenya	ASL LIMITED	Freight for CHW ACTs BOXES (activ	48,500.00
Kenya	CAPTAIN ANDY'S FISHING SUPPLY LTD	55HP outboard engine,tiller ha	44,910.00
Kenya	CAPTAIN ANDY'S FISHING SUPPLY LTD	aluminium boats	87,740.00
Kenya	CAPTAIN ANDY'S FISHING SUPPLY LTD	freight/insurance	38,810.00
Kenya	COLOR CREATIONS LIMITED	Procurement of Assorted IEC ma	70,530.00
Kenya	COMPUTECH LIMITED	Expense Distribution	88,860.00
Kenya	CONSTANCE GLOBAL LOGISTICS	Transportatons and Custom,Clea	42,210.00
Kenya	CONSTITUTION OF KENYA REVIEW FUND	Expense Distribution	117,480.00
Kenya	DISASTER PREPAREDNESS AND MANAGEMENT	Expense Distribution	133,440.00
Kenya	DREAM POWER RICCIARDI LTD	DELL LATITUDE E6400 LAPTOPS	81,780.00
Kenya	GENERAL MOTORS EAST AFRICA LTD	Purchase of Sedans	60,780.00
Kenya	GOVERNMENT PRESS	Expense Distribution	276,740.00
Kenya	KJAER & KJAER	FORD RANGERS D/CAB XLT (UF1CRAB) PI	97,850.00
Kenya	MAKIGA ENGINEERING SERVICIES LIMITED	74 Straight Double Interlockin	72,890.00
Kenya	MIN OF INF&COMM- MEDIA PRODUCTION CENTRE	being payment for production o	36,060.00
Kenya	NEXT TECHNOLOGIES LIMITED	14.1 Laptops for operation - 1	33,890.00
Kenya	Noor Relief Services EPZ Limited	Freight Charges	223,300.00
Kenya	Noor Relief Services EPZ Limited	Supply of Tents	239,360.00
Kenya	PRINTFAST KENYA LIMITED	Design 1,2,3&4- Sticker	40,000.00
Kenya	PRINTFAST KENYA LIMITED	Design 1,2,3&4- Sticker Poster	41,440.00
Kenya	PRINTFAST KENYA LIMITED	Design 5 -Stickers, for Civic Educa	54,000.00
Kenya	PRINTFAST KENYA LIMITED	Design1,2,3&4 Sticker Posters	196,400.00
Kenya	PRINTFAST KENYA LIMITED	Freight Charges	204,800.00
Kenya	PRINTFAST KENYA LIMITED	NO . 4 A2 sticker Posters A2 (ARAB	41,440.00
Kenya	PRINTFAST KENYA LIMITED	NO . 4 A2 sticker Posters A2 (ENGL	245,500.00
Kenya	PRINTFAST KENYA LIMITED	No. 4 A2 Sticker Posters (design wi	100,000.00
Kenya	PRINTFAST KENYA LIMITED	Voter Education Materials (Pos	192,430.00
Kenya	PRINTFAST KENYA LIMITED	Voter Education Materials (Posters,	228,640.00
Kenya	REGIONAL CENTRE ON SMALL ARMS	Expense Distribution	62,540.00
Kenya	REGIONAL CENTRE ON SMALL ARMS	Rec April to June 2010	70,460.00
Kenya	REGIONAL CENTRE ON SMALL ARMS	REC JULY-SEPT 2010	80,120.00
Kenya	STEAM ELECTRONICS	HP COMPAQ 8100 ELITE SFF-1 X C	50,140.00
Kenya	TECHNOLOGY TODAY LIMITED	2.26ghz RAM-3GB HDD-160GB,DVD-	87,490.00
Kenya	TINAX COMPANY LIMITED	Tinax Co.Ltd-Inv No. 072	44,470.00
Kenya	TOYOTA EAST AFRICA LTD	Toyota hilux 4 x 4 Double cabi	32,970.00
Kenya	TOYOTA EAST AFRICA LTD	Toyota landcruiser 45x4 10 sea	357,950.00
Kenya	UNOPS	PEUGEOT 407 SEDAN VEHICLES AS	55,830.00
Kenya	UNOPS	TOYOTA (EX-STOCK)LAND CRUISER PRADO	78,820.00

Major Orders for Goods by Agency during 2010 (Orders of \$30,000 or more)

AGENCY			PO value
Location of supplier	Name of supplier	Description of goods (equipment)	USD
UNDP Continued			
Kenya	Vajas Manufacturers Ltd	Printing and Publishing of 23.	72,800.00
Kenya	VICTORIA FURNITURES LTD	Imported chrome frame benches with	32,000.00
Kenya	VICTORIA FURNITURES LTD	Ordinary fabric chairs Model:	43,600.00
Kenya	VICTORIA FURNITURES LTD	Plastic chairs Model: Gelsomin	52,500.00
Kenya	VICTORIA FURNITURES LTD	plastic square tables Model: V	117,000.00
Kenya	VICTORIA FURNITURES LTD	Straight Desks (1200x750x750)	86,110.00
Kenya	VICTORIA FURNITURES LTD	Visitors chairs Model: Tosca	41,280.00
Korea - Republic of	DONG KWANG INTERNATIONAL CORP	DPR-DKI-100906R FISHING NET	184,000.00
Kyrgyzstan	AVTOMASH RADIATOR LTD	Purchase of tractor within rip	40,780.00
Kyrgyzstan	FARVATOR LTD	LUBRICANTS CONTR 8 6.10/GFHIV	42,090.00
Kyrgyzstan	MEDCO INTERNATIONAL	50% PMNT CONTR 2.4 10/GFHIV	83,630.00
Kyrgyzstan	MEDCO INTERNATIONAL	aquisition of digital ultrasou	31,300.00
Kyrgyzstan	MEDCO INTERNATIONAL	digital ultrasound echocardiog	33,500.00
Kyrgyzstan	MEDCO INTERNATIONAL	FINAL 50% CONTR 2.4 10/GFHIV	83,630.00
Kyrgyzstan	MEDCONCEPT SERVICE LTD	1 INSTALMNT CONTRT 1.6 10/GFHIV	40,560.00
Kyrgyzstan	MEDTECHTOORG LTD	50% PMNT CONTR 7.6 10/GFHIV	38,470.00
Kyrgyzstan	MEDTECHTOORG LTD	FINAL 50%PMINT CONTR7.6 10/GFHI	38,470.00
Kyrgyzstan	NEMAN FARM LTD	PMNT MEDIC CONTR 2.6 10/GFHIV	37,770.00
Kyrgyzstan	PRINT EXPRESS LTD	PRINT SRVCS CONTR 1.7 10/GFHIV	65,960.00
Kyrgyzstan	PUBLISHING HOUSE ERKINTOO	Publishing of draft Constituti	32,250.00
Kyrgyzstan	UNI I REACTIV FARMA LTD	FINAL 40% PMNT CONTR 146/GFTB	45,260.00
Kyrgyzstan	UNIHELP LTD	25% ADV PMNT CONTR D 1.4 10/GF	55,190.00
Kyrgyzstan	UNIHELP LTD	50% ADV CON 1.12 9	46,480.00
Kyrgyzstan	UNIHELP LTD	50% ADV CON 3.6 10	42,000.00
Kyrgyzstan	UNIHELP LTD	50% ADV CON 4.6 10	47,110.00
Kyrgyzstan	UNIHELP LTD	50% ADV CONTR 1.12 9/GFHI	46,480.00
Kyrgyzstan	UNIHELP LTD	50% ADV CONTR 3.6 10	42,000.00
Kyrgyzstan	UNIHELP LTD	50% PMNT CONTR 29.9 10/GFHIV	44,820.00
Kyrgyzstan	UNIHELP LTD	50%CONTR 4.6 10	47,110.00
Kyrgyzstan	UNIHELP LTD	50%PMNT CONTR 1.8 10/GFHIV	89,780.00
Kyrgyzstan	UNIHELP LTD	75% FINAL PMNT CONTR/GF	165,580.00
Kyrgyzstan	UNIHELP LTD	FINAL 50% CONTR DD 1.10 9/GF	31,490.00
Kyrgyzstan	UNIHELP LTD	FINAL PMNT CONTR 1.8 10/GFHIV	89,780.00
Kyrgyzstan	UNIHELP LTD	FINAL PMNT LIZOF CON 3.6/GFHI	42,000.00
Kyrgyzstan	UNIHELP LTD	PMNT CONTR 28.9 10/GFHIV	30,960.00
Kyrgyzstan	ZAO INKRAFT	Procurement of equipment of MH	40,950.00
Laos	COMMSYSTEMS LTD	Payment for supply of Ebinger	58,720.00
Laos	DEPARTMENT OF ROADS	POA SETTLEMENT Q1 2010	33,600.00
Latvia - Republic of	REGULA BALTIJA LTD	Video Spectral Comparator ' RE	36,000.00
Lebanon	CHEHAB BROTHERS SAL	Hilti steel products: Item 331	42,040.00
Lebanon	COOPERATIVE OF FISHERMEN IN OUZAI	final pymt 80% of grant agrmt.	52,000.00
Lebanon	IDAR	CARPETS AND OTHER TEXTILE FLOO	75,720.00
Lebanon	IDEPCONSULT S.A.R.L	Engineer Consulting Services w	37,810.00
Lebanon	INTERTECH BATINORM S.A.L	Search and Rescue Equipment	132,640.00
Lebanon	KHATER ENGINEERING AND TRADING S.A.R.L.	Air conditioning and refrigera	31,570.00
Lebanon	M.EZZAT JALLAD & FILS	Cost of Medium Sized Hydraulic	157,300.00
Lebanon	MARS CO.	physio therapy equip. for ghob	54,880.00
Lebanon	MED CONCEPT S.A.L.	1 PMNT CONTR 01/06/10/GFHIV	40,560.00
Lesotho	Maseru Toyota	Purchase of one vehicle for AA	41,960.00
Liberia	A. A. ENTERPRISE	125 CC/GY-3A Thunder Off-Road	48,000.00
Liberia	A. A. ENTERPRISE	MOTOR BIKE Spec and price refe	45,000.00
Liberia	AFRICA MOTORS	Procurement of Double Cabin Pi	55,300.00
Liberia	Diamond Communications & Network Consult	V-SAT Equipment & Installation	38,650.00
Liberia	ELIAS ANTOUNE MOTORS	23 Seats Bus ? 2 wheel Drive	31,290.00
Liberia	ELIAS ANTOUNE MOTORS	Minimum of 23 Seats Bus ? 2 w	31,290.00
Liberia	FAIRLLOP INTERNATIONAL LIMITED (TATA MOT	Ambulance TATA LPTA 713/32 LHD	64,870.00
Liberia	FAIRLLOP INTERNATIONAL LIMITED (TATA MOT	Rigid Truck Troop Carrier TATA	117,400.00
Liberia	FAIRLLOP INTERNATIONAL LIMITED (TATA MOT	TATA MARCOPOLO LP 613 ref ITB/	147,000.00
Liberia	FAIRLLOP INTERNATIONAL LIMITED (TATA MOT	TATA Telcoline 486 4x4 Pick-up	220,500.00
Liberia	General Supply & Const. Corporation	Doors and window frame bars of	33,950.00
Liberia	International Procurement Agency	Purchase of Toyota Hilux Doubl	154,900.00
Liberia	PRESTIGE MOTOR CORPORATION	FORD Everest SUV REF RFO. 902/	38,500.00
Liberia	PRESTIGE MOTOR CORPORATION	Ford Everest XLT Ref: RFO - 90	38,500.00
Liberia	PRESTIGE MOTOR CORPORATION	Ford Ranger vehicle, engine ca	61,890.00
Liberia	Reelin Liberia Inc.	Toyota Coaster Bus	72,750.00
Liberia	UNOPS	Nissan Patrol 4wd S/Wagon Std	32,910.00
Macedonia	Eko Klub	Eko Klub Purchase of the Refus	74,210.00
Macedonia	Eko Klub	Purchase of truck	74,210.00
Macedonia	Peskara Val	payment in installments	44,220.00
Malaysia	Dell Global B.V. (Singapore Branch)	Batteries- Laptops	69,000.00
Malaysia	Dell Global B.V. (Singapore Branch)	Entry Level Server	304,270.00
Malaysia	Dell Global B.V. (Singapore Branch)	Server	33,120.00
Maldives	TRANSPARENCY MALDIVES	Support to Parliament Watch - MDN &	35,000.00
Mali	CENTRE NAT. POUR PROMOTION DU VOLONTARIA	Expense Distribution	48,550.00
Mali	ECOLE DE MAINTIEN DE LA PAIX "ALIOUNE B.	Expense Distribution	32,170.00
Mali	ECOWAS FORUM	Expense Distribution	171,250.00
Mali	GROUP DELTA LOG	ACHAT D'UN VEHICULE TOYOTA PRA	34,460.00
Mali	GROUP DELTA LOG	Toyota Land Cruiser Prado pour le p	36,940.00
Mali	GROUP DELTA LOG	VEHICULE TOYOTA PRADO	34,000.00
Mali	La malienne de l'automobile	VEHICULE PAOISC	36,360.00
Mali	MANUTENTION AFRICAINE MALI	Achat et pose d'un groupe elec	44,890.00
Mali	MANUTENTION AFRICAINE MALI	Groupe Electrogène de 200 KVA	54,630.00
Mali	ODHD/LCP - PROJET PNUD 00049125	Expense Distribution	121,880.00
Mali	PAREHF3	Expense Distribution	98,990.00
Mali	UGP-CADRE:APPUI AMLIORATION QUALITE	CORRECTION OF VC 28467	76,240.00
Mali	Unité Transform Fruits Légumes Yanfolila	Expense Distribution	31,550.00
Mali	MOULAYE O' ABASS	Expense Distribution	32,040.00
Mauritania	UNICEF Supply Division	Amodiaquine 270mg+Artesunate100mg t	58,340.00
Mauritania	UNICEF Supply Division	Amodiaquine270mg+Arte 100mg ta	31,140.00
Mauritius	D.A.Y. MARINE & SERVICES LTD	DERMACATION EQUIPMENT SEMPA	42,280.00
Mauritius	DUGRAY LENOIR LIMITED	REAL TIME PCR(Q2) FOR CENTRAL LAB	61,150.00
Mauritius	E A L MAN HIN & SONS LIMITED	HONDA ACCORD 2 4 EX , COLOUR V	36,440.00
Mauritius	E A L MAN HIN & SONS LIMITED	HONDA ACCORD 2 4 EX , COLOUR VOLCAN	37,240.00
Mauritius	SupplyQuip Limited	20% of total contract amount for 50	43,210.00
Mauritius	SupplyQuip Limited	70% of total contract amount for 50	151,250.00
Mexico	AUTO SHAT, S.A. DE C.V.	CAMIONETA HONDA PILOT LX MODEL	35,230.00
Mexico	AUTOKASA VIADUCTO, S.A. DE C.V.	VEHICULO MITSUBISHI L200 DIESE	75,270.00
Mexico	CIRCULO DISENO S.C.	IMPRESION HISTORIETAS	38,920.00
Mexico	ECI TELECOM LTD.	Equipos DSLAM IP de 48 Puerto	46,380.00
Mexico	FUJI AUTOMOTRIZ SA DE CV	adquisición de tres vehículos	81,610.00
Mexico	GREEN BAY MANAGEMENT S.A. DE C.V	BUILDING SUPPLIES & SPORT IMPL	72,280.00
Mexico	GREEN BAY MANAGEMENT S.A. DE C.V	PIPE & HYPERCLORATOR	74,690.00
Mexico	HERMAN MILLER MEXICO SA DE CV	Mobiliario CWO-2010-11	34,510.00
Mexico	META4 MEXICO SA DE CV	OCTAVO PAGO ENTREGABLES No. 64	61,780.00
Mexico	META4 MEXICO SA DE CV	PAGO NOVENO Y DECIMO PAGO CON	168,550.00
Mexico	META4 MEXICO SA DE CV	SEPTIMO PAGO ENTREGABLES 50,51	66,340.00
Mexico	NOMINA 00013563 TRES Ecoregiones	JUN SALARY SC-HOLDERS 00013563	41,890.00
Mexico	PROGRAMA SA DE CV	MINISTRACION 2 DE 4 PAGO IMPRE	30,660.00
Mexico	SEESA TELECOMUNICACIONES, S.A. DE C.V.	EQUIPO DE VIDEOCONFERENCIA COD	49,540.00
Moldova	(R) ACCENT ELECTRONIC SA	Main Server - 7145XXX IBM Syst	31,260.00
Moldova	(R) ACCENT ELECTRONIC SA	Storage System - 181494H IBM D	41,320.00
Moldova	(R) DAAC SYSTEM INTEGRATOR SRL	Desktop computer Dell OptiPlex	101,700.00
Moldova	(R) DAAC SYSTEM INTEGRATOR SRL	Notebook Dell Latitude E6400	32,820.00
Moldova	(R) ECHIPAMED PLUS SRL	ITEM 1: Neonatal ventilator "L	76,970.00
Moldova	(R) ECHIPAMED PLUS SRL	ITEM 1: Neonatal ventilator "Leoni	76,970.00
Moldova	(R) ECHIPAMED PLUS SRL	ITEM 15: Blood gas and electro	70,920.00
Moldova	(R) ECHIPAMED PLUS SRL	ITEM 15: Blood gas and electrolytes	70,920.00
Moldova	(R) ECHIPAMED PLUS SRL	ITEM 16: Monitor for blood gas	58,810.00
Moldova	(R) ECHIPAMED PLUS SRL	ITEM 16: Monitor for blood gas with	58,810.00
Moldova	(R) ECHIPAMED PLUS SRL	ITEM 17: Biochemistry analyser	46,630.00
Moldova	(R) ECHIPAMED PLUS SRL	ITEM 17: Biochemistry analyser "PEN	46,630.00

Major Orders for Goods by Agency during 2010 (Orders of \$30,000 or more)

AGENCY			PO value
Location of supplier	Name of supplier	Description of goods (equipment)	USD
UNDP Continued			
Moldova	(R) ECHIPAMED PLUS SRL	ITEM 4: Intensive care monitor	41,660.00
Moldova	(R) ECHIPAMED PLUS SRL	ITEM 4: Intensive care monitor "Inf	41,660.00
Moldova	(R) ECHIPAMED PLUS SRL	ITEM 5: Basic incubator "Ameli	63,810.00
Moldova	(R) ECHIPAMED PLUS SRL	ITEM 5: Basic incubator "Amelie" wi	63,810.00
Moldova	(R) S AND T MOLD SRL	HP ProBook 6550b	44,550.00
Mongolia	KHOVD FIELD OFFICE/ALTAY-SAYAN PRJ	Adj.GEF exp to Dutch AS	75,000.00
Mongolia	KHOVD FIELD OFFICE/ALTAY-SAYAN PRJ	Adj.GEF exp to Dutch. AS	32,950.00
Mongolia	MEDIMPEX INTERNATIONAL CO. LTD	Portable lab tools - U52 Multiparam	33,100.00
Mongolia	SUSTAINABLE LAND MANAGEMENT FOR	FR May 10. SLM	93,070.00
Mongolia	SUSTAINABLE LAND MANAGEMENT FOR	SLM FR.June2010	51,700.00
Morocco	Netopia Solutions	Portail des collectivités locales	95,810.00
Morocco	OMNIDATA	Application AGRC	459,860.00
Morocco	Programme OASIS APDS PNUD	50750-FR July 2010	62,220.00
Morocco	Programme OASIS APDS PNUD	Expense Distribution	164,280.00
Morocco	Societe Enova R et T	AMO ENOVA	237,130.00
Morocco	Societe SAGMA	RH GD CASA SAGMA	129,040.00
Morocco	Site Infoteam	RH GD CASA INFOTEAM	979,040.00
Morocco	Site Micro Co	HP PRO 3010MT -Intel Dual Core	82,650.00
Mozambique	ART PAPDEL	Expense Distribution	84,180.00
Mozambique	FELICIANO RAIMUNDO MATAVEIA	Administrative fees/Alfandegas	40,990.00
Mozambique	FELICIANO RAIMUNDO MATAVEIA	Administrative fees/Alfandegas fee	40,990.00
Mozambique	KONKCONSULTING	Expense Distribution	43,630.00
Mozambique	TVSD TELECOMUNICACOES E ELECTRONICA LDA	Expense Distribution	82,460.00
Mozambique	VEBA IMPORTACAO & EXPORTACAO	45 EMERGENCY KITS TO INGC	34,160.00
Mozambique	VEBA IMPORTACAO & EXPORTACAO	45 Emergency Kits to INGC	31,930.00
Myanmar	Advance Vision Co., Ltd.	Panasonic DMC-TZ10	42,090.00
Myanmar	Basin International Ltd.	Purchase of 5000 Hygiene Kits	35,030.00
Myanmar	Computer Technical Team Trading Co., Ltd	Dell computer 380 Mini Tower "	99,180.00
Namibia	SALT ESSENTIAL IT (PTY) LTD	Computer hardware or software	31,000.00
Namibia	SALT ESSENTIAL IT (PTY) LTD	Computer hardware or software renta	30,070.00
Nepal	ARATI & COMPANY	2nd installment- 50%	43,410.00
Nepal	COSMIC ELECTRICAL ENGINEERING ASSOCIATES	COSMIC balance last payment	152,210.00
Nepal	OMNI BUSINESS CORPORATE INT'L. PVT.LTD.	PROTABLE GENERATOR (1kva)	82,600.00
Nepal	PACIFIC COMMERCIAL COMPANY PVT. LTD.	AFIS SOFTWARE MEGAMATCHER	55,510.00
Nepal	SIEMENS ENTERPRISE COM. GmbH & Co.	Procurement of SIEMENS Hipath	58,620.00
Netherlands	IDA Foundation	Capreomycin 1gram powder for i	149,200.00
Netherlands	IDA Foundation	Cycloserine 250 mg	49,580.00
Netherlands	IDA Foundation	Cycloserine 250 mg capCódigo	61,160.00
Netherlands	IDA Foundation	Cycloserine 250mg	66,720.00
Netherlands	IDA Foundation	Cycloserine 250mg cap	100,640.00
Netherlands	IDA Foundation	Cycloserine 250mg cap bl N100	285,810.00
Netherlands	IDA Foundation	Ganciclovir pwdr inf 500mg vial N1	35,770.00
Netherlands	IDA Foundation	Kanamycin	30,500.00
Netherlands	IDA Foundation	MEDICAMENTS CDE DISP NATIONS U	45,820.00
Netherlands	IDA Foundation	OI/STI drugs for INLS. HIV/AIDS	357,830.00
Netherlands	IDA Foundation	PAS acid saché eq. to 4 g amin	270,460.00
Netherlands	IDA Foundation	PAS acid saché eq. to 4 g aminosali	270,610.00
Netherlands	IDA Foundation	PAS acid sachet 4g	51,490.00
Netherlands	IDA Foundation	PAS acid sachet eq. 4g	51,530.00
Netherlands	IDA Foundation	PAS acid sachet eq. to 4g amin	36,080.00
Netherlands	IDA Foundation	PROCUREMENT OF ARV DRUGS FROM	198,590.00
Netherlands	IDA Foundation	Procurement of Second Line TB drugs	325,020.00
Netherlands	IDA Foundation	Prothionamide 250mg tab N100	36,660.00
Netherlands	IDA Foundation	Purchase of Ols Medicines	421,420.00
Netherlands	IDA Foundation	Purchase of Ols/STIs Medicines	118,460.00
Netherlands	IDA HIV/AIDS GROUP	Darunavir 300mg f/c tab N120	183,740.00
Netherlands	IDA HIV/AIDS GROUP	Freight, Ins + fee	58,320.00
Netherlands	IDA HIV/AIDS GROUP	Ganciclovir 500 mg pdr inj 1 v	186,590.00
Netherlands	IDA HIV/AIDS GROUP	PURCHASE OF 63.527 BTLS OF LAM	724,140.00
Netherlands	IDA HIV/AIDS GROUP	TRANSPORT, INSURANCE AND FEES	64,230.00
Netherlands	INTERNATIONAL DISPENSARY ASSOCIATION	FINAL MEDICAL CONT29/GFTB	390,470.00
Netherlands	INTERNATIONAL DISPENSARY ASSOCIATION	PMNT MEDICAL GOODS/GFTB	390,470.00
Netherlands	ISED N.V.	Toyota Hilux doble cabina alta	37,500.00
Netherlands	Netherlands Antilles	BOMBAS Y MONOMETROS	68,360.00
Netherlands	Smartmatic International Holding B.V.	12 V Battery pack	330,960.00
Netherlands	Smartmatic International Holding B.V.	Battery chargers. to charge ki	92,820.00
Netherlands	Smartmatic International Holding B.V.	Battery chargers. to charge kit 12	92,820.00
Netherlands	Smartmatic International Holding B.V.	Case for Battery pack.	421,230.00
Netherlands	Smartmatic International Holding B.V.	Colour printer.	141,230.00
Netherlands	Smartmatic International Holding B.V.	Customized Registration softwa	299,630.00
Netherlands	Smartmatic International Holding B.V.	Customized Registration software pa	299,630.00
Netherlands	Smartmatic International Holding B.V.	Digital signature pad.	358,190.00
Netherlands	Smartmatic International Holding B.V.	Embedded Computer, including b	1,021,750.00
Netherlands	Smartmatic International Holding B.V.	Embedded Computer, including batter	1,021,750.00
Netherlands	Smartmatic International Holding B.V.	FCA Charges	317,400.00
Netherlands	Smartmatic International Holding B.V.	Finger print scanner.	106,710.00
Netherlands	Smartmatic International Holding B.V.	Freight cost to DDU ECZ Wareho	387,520.00
Netherlands	Smartmatic International Holding B.V.	Freight cost to DDU ECZ Warehouse.	387,520.00
Netherlands	Smartmatic International Holding B.V.	Generator, including extension	301,880.00
Netherlands	Smartmatic International Holding B.V.	Generator, including extension powe	301,880.00
Netherlands	Smartmatic International Holding B.V.	Registration kit case.	738,640.00
Netherlands	Smartmatic International Holding B.V.	Set of sufficient ink cartridg	592,600.00
Netherlands	Smartmatic International Holding B.V.	Set of sufficient ink cartridges (b	592,600.00
Netherlands	Smartmatic International Holding B.V.	Technical support for a period	194,440.00
Netherlands	Smartmatic International Holding B.V.	Technical support for a period of 6	388,870.00
Netherlands	Smartmatic International Holding B.V.	Training of 20 trainers, at le	59,710.00
Netherlands	Smartmatic International Holding B.V.	Training of 20 trainers, at least f	59,710.00
Netherlands	SVIZERA EUROPE B.V	Patients KIT I & III (Type A)	62,140.00
Netherlands	The Medical Export Group BV	HPDE 40 µm Supplie"	750,070.00
Netherlands	The Medical Export Group BV	LABORATORY EQUIPMENT - RT PCR and o	77,230.00
Netherlands	The Medical Export Group BV	Laboratory equipments	36,790.00
Netherlands	The Medical Export Group BV	BD FACSCalibur Flow Cytometer inclu	286,830.00
Netherlands	The Medical Export Group BV	CD4 reagents and related items	311,210.00
Netherlands	The Medical Export Group BV	Esco Ascent Max Ductless Fume Hood	46,540.00
Netherlands	The Medical Export Group BV	Gloves	34,400.00
Netherlands	The Medical Export Group BV	HIV test kits & Laboratory Supplies	332,270.00
Netherlands	The Medical Export Group BV	Laboratory and medical supplies - L	71,810.00
Netherlands	The Medical Export Group BV	Laboratory consumables	354,540.00
Netherlands	The Medical Export Group BV	LABORATORY EQUIPMENT	914,890.00
Netherlands	The Medical Export Group BV	LABORATORY EQUIPMENT	110,480.00
Netherlands	The Medical Export Group BV	LABORATORY EQUIPMENT PARTEC C	144,670.00
Netherlands	The Medical Export Group BV	Laboratory equipment - Plasma freez	209,530.00
Netherlands	The Medical Export Group BV	Laboratory equipment as per yo	65,540.00
Netherlands	The Medical Export Group BV	Laboratory equipment for Cultural L	102,990.00
Netherlands	The Medical Export Group BV	Laboratory reagents, test kits	179,540.00
Netherlands	The Medical Export Group BV	Laboratory supplies	191,490.00
Netherlands	The Medical Export Group BV	Laboratory supplies and Test k	42,590.00
Netherlands	The Medical Export Group BV	Laboratory supplies, blood saf	223,560.00
Netherlands	The Medical Export Group BV	Microscope binoculaire and rel	173,710.00
Netherlands	The Medical Export Group BV	Microscopes and accessories	96,670.00
Netherlands	The Medical Export Group BV	Olympus CX31 with accessories	104,620.00
Netherlands	The Medical Export Group BV	Pre-paid Airtime for a pool of	246,960.00
Netherlands	The Medical Export Group BV	Pre-paid Airtime for a pool of 60.0	252,000.00
Netherlands	The Medical Export Group BV	Procurement of Seasonal Influe	46,400.00
Netherlands	The Medical Export Group BV	PURCHASE OF NEW VOLVO CAR FOR	35,730.00
Netherlands	The Medical Export Group BV	RDTs	261,360.00
Netherlands	The Medical Export Group BV	Reagents and consumables for BD FAC	53,390.00
Netherlands	The Medical Export Group BV	Reagents and related items	822,570.00
Netherlands	The Medical Export Group BV	Reagents for Vitalab chemistry anal	55,950.00
Netherlands	The Medical Export Group BV	Reagents, diagnostic or laboratory.	80,280.00
Netherlands	The Medical Export Group BV	Reversement sur HIV R3	445,370.00

Major Orders for Goods by Agency during 2010 (Orders of \$30,000 or more)

AGENCY			PO value
Location of supplier	Name of supplier	Description of goods (equipment)	USD
UNDP Continued			
Netherlands	The Medical Export Group BV	SYSMEX XT-4000i fully automated ha	586,830.00
Netherlands	The Medical Export Group BV	T&T Explorer 700 BGAN Terminal	449,030.00
Netherlands	The Medical Export Group BV	T&T Explorer 700 BGAN Terminals wit	458,200.00
Netherlands	The Medical Export Group BV	Tuberculin Solution	47,380.00
Netherlands	The Medical Export Group BV	Various chemical products and labor	99,430.00
Netherlands	The Medical Export Group BV	Volvo S80 2.5T Model Code: 124-60-1	31,060.00
Netherlands	VIZADA BV	HEALTH EQUIPMENT	78,840.00
Netherlands	VIZADA BV	pay. for procurement of Ambulan	87,980.00
Netherlands	VIZADA BV	Payment for supply of Ebinger	58,720.00
Netherlands	VIZADA BV	Technical support and warranty serv	300,000.00
New Zealand	COMMSYSTEMS LTD	COMP DE PART NECES F/ LA CONV	47,470.00
New Zealand	Sandler expert limited	2DO. PAGO AVALIO	40,120.00
Nicaragua	AIRTEC SA	COMP DE PARTES NECES P/ CONVER	55,010.00
Nicaragua	AUTONICA SA	Toyota Hilux Double cabine LAN	60,150.00
Nicaragua	COIRSA	Toyota Land Cruiser VDJ200L-GN	145,190.00
Nicaragua	Gilberto Lizanias Angulo Jimenez	Achat 10000 lamps à piles	61,220.00
Nicaragua	Productos del Aire de Nicaragua SA	Achat 14000 cartons d'emballage	55,430.00
Niger	CFAO NIGER	PRINTER TALLY 6280001 T662018L	77,050.00
Niger	CFAO NIGER	PRINTER TALLY 6280001 T662018LJ	77,050.00
Niger	ETS HASSANE MAHAMANE	Confections du "Guide Pratique	30,680.00
Niger	ETS HASSANE MAHAMANE	Toyota Land Cruiser 200 SW GX	68,520.00
Niger	ETS KANF ELECTRONICS	Payment for OPIAMU's Local Ref	75,010.00
Niger	ETS KANF ELECTRONICS	Spareparts of Rubhall	35,000.00
Niger	IMPRIMERIE ALBARKA	Cost of Toyota Double Cap. mod	1,128,600.00
Nigeria	HENRICH INTERNATIONAL ASSOCIATES LIMITED	Supply of Toyota Land Cruiser	528,900.00
Norway	O.B.WIIK AS	Supply of Toyota LHD Hilux Dou	199,950.00
Occupied Palestinian Territories	ARCOCMED COMPANY LIMITED	Suction Machine	45,600.00
Occupied Palestinian Territories	BCI	Security Entrance for UNDP/PAP	33,260.00
Occupied Palestinian Territories	EMAD HASSOUNA & PARTNERS CO.	Elisa machine	42,500.00
Occupied Palestinian Territories	INTERMED PAL CO	Installing Water Network	30,580.00
Occupied Palestinian Territories	INTERMED PAL CO	Procurement of 12 infant incub	140,400.00
Occupied Palestinian Territories	JABER-SAFETY TECHNOLOGY	Blood cell counter (CBC)	34,300.00
Occupied Palestinian Territories	LEMIX CO. LTD	Eq.Tall.Mecán.IPTs	76,650.00
Occupied Palestinian Territories	LEMIX CO. LTD	Servicios de telefonía. implem	179,760.00
Occupied Palestinian Territories	SHAWA CONTRACTING COMPANY	Compra de insumos para diez (1	36,630.00
Occupied Palestinian Territories	SITTCO - SHARQ INTERNATIONAL TECHNOLOGY	PO-14890. Page 2-Final. Adquis	83,150.00
Oman	SAUD BAHWAN AUTOMOTIVE LLC	27 DRM Kits (61 Items in one D	85,680.00
Oman	SAUD BAHWAN AUTOMOTIVE LLC	CISCO LAN EQUIPMENT SB COMPLEX	83,420.00
Oman	SAUD BAHWAN AUTOMOTIVE LLC	CISCO PHONE EQUIP SB COMPLEX	57,160.00
Oman	SAUD BAHWAN AUTOMOTIVE LLC	Diesel Generator 60KVA PERKINS Mode	45,840.00
Oman	SAUD BAHWAN AUTOMOTIVE LLC	Supply of Toyota Land Cruiser	470,950.00
Oman	SAUD BAHWAN AUTOMOTIVE LLC	TOYOTA COROLLA SIDAN 1.6 XLI (52,500.00
Oman	SAUD BAHWAN AUTOMOTIVE LLC	Toyota Land Cruiser Pick ? Up	61,960.00
Pakistan	ADAMJEE DIESEL ENG. ISLAMABAD	Cisco Catalyst 24 Port 10/100/	45,900.00
Pakistan	AHMED MEDIX (PVT) LTD	Multifunction Copier (Gestetne	82,420.00
Pakistan	DWP TECHNOLOGIES (PVT) LIMITED	FR for One Un DRM-June	86,390.00
Pakistan	DWP TECHNOLOGIES (PVT) LIMITED	FR July for one Un DRM-Aug	35,920.00
Pakistan	DWP TECHNOLOGIES (PVT) LIMITED	Providing, installation and commiss	89,990.00
Pakistan	HASCOMBE BUSINESS SOLUTION (PVT) LTD	SDPD-II FR April 2010	45,450.00
Pakistan	ONE UN DRM PROGRAMME	SDPD-II FR August 2010	31,580.00
Pakistan	ONE UN DRM PROGRAMME	SDPD-II FR June 2010	37,340.00
Pakistan	SATURN SOLUTIONS PAKISTAN	SDPD-II FR May 2010	48,040.00
Pakistan	STRENGTHENING DEM THROUGH PARLIAMENT-II	Chemistry Analyser	305,500.00
Pakistan	STRENGTHENING DEM THROUGH PARLIAMENT-II	Clause B.2.A of the contract 2	33,950.00
Pakistan	STRENGTHENING DEM THROUGH PARLIAMENT-II	Safe Haven	52,910.00
Pakistan	STRENGTHENING DEM THROUGH PARLIAMENT-II	Security X-ray machines for ba	106,500.00
Pakistan	Wind Rose Consultancy	CD4 Count Machine	68,780.00
Panama	ACEROS Y HERRAMIENTAS, S.A.	Compra de equipo de a través d	144,080.00
Panama	CABLE ONDA, S.A.	Pagos 3 y 4 por la compra de e	44,630.00
Panama	CENTRO INDUSTRIAL, S.A.	F.09-0077-C; Adquisición e int	108,320.00
Panama	CENTRO INDUSTRIAL, S.A.	REF.PO-14818. Para la adquisición d	112,200.00
Panama	COMPULAB, S.A.	Pago a Contrato Refrendado AN-	89,980.00
Panama	CORPORACION LA PRENSA	PO-20113 Fertilizantes	41,680.00
Panama	CRISTAL VITRO, S.A.	PS62869 PARA LA ADQUISICION DE	31,330.00
Panama	E-BUSINESS DISTRIBUTION, S.A	PS62184 Adquisición de insumos	39,970.00
Panama	EFFECTIVE TECHNOLOGIES, SA	Viene de la PO 18212Orden de	460,900.00
Panama	EL RANCHERITO FERTITEC, S.A.	DARUNAVIR 300 MG FRASCOX120 TA	44,280.00
Panama	EL RANCHERITO FERTITEC, S.A.	ETRAVIRINA 100 MG (INTELENCE)	44,280.00
Panama	EMPRESAS MELO, S.A.	jml voucher correccion	104,740.00
Panama	EMPRESAS MELO, S.A.	PS62184 PRODUCCION DE LOS PROG	54,270.00
Panama	ETHNOR DEL ISTMO, S.A.	COMPRA DE MOLDES Y EQUIPOS PAR	39,150.00
Panama	ETHNOR DEL ISTMO, S.A.	EFT FURNITURE CENTRO CAPACITAC	31,220.00
Panama	FETV CANAL 5	PO17698 - parcial	115,780.00
Panama	GASECO, S.A.	IRRIGATION SYSTEM	70,140.00
Panama	GIRASOL OVERSEAS S.A.	F.10-0001-A ADQUISICIÓN DE EQU	129,380.00
Panama	GLOBAL ELITE CORPORATION	F.10-0001-D Pago final	41,140.00
Panama	GLOBAL ELITE CORPORATION	Orden de Compra PNUD/PAN 044/1	95,920.00
Panama	GRUPO BM INC. (GASTOS)	COMPUTER EQUIPMENTS	38,710.00
Panama	GRUPO CENTRAL HOLDING CORP.	EFT 80% CTO608397 TICS	44,930.00
Panama	GRUPO CENTRAL HOLDING CORP.	EFT COMPUTERS F/ PROJECT AREAS	142,300.00
Panama	GRUPO DEGLI INVESTIMENTI P&V S.A.	Expense Distribution	41,200.00
Panama	GRUPO KAPAN INTERNACIONAL S.A.	Adquisición de dos vehiculos p	43,000.00
Panama	GRUPO KAPAN INTERNACIONAL S.A.	EFT LAST PAYM CTO 608635/09	114,160.00
Panama	GRUPO KAPAN INTERNACIONAL S.A.	EFT PART. DELIV. CTO 608635/09	52,990.00
Panama	GRUPO KAPAN INTERNACIONAL S.A.	EFT PARTIAL 80% CTO608451 ITC	34,830.00
Panama	GRUPO LMR SA	100% OC 0015,21/06/2010	98,410.00
Panama	GRUPO LMR SA	EFT 80% PARTIAL CTO 608438	81,940.00
Panama	GRUPO Q PANAMA, S.A.	EFT PARTIAL CTO608438	81,940.00
Panama	GRUPO SANTA MONICA INTERNACIONAL, S.A.	EFT 100% OFFICE MATERIAL	36,500.00
Panama	IDEAL MUSIC CORP	EFT 4 CURRENT METERS	69,920.00
Panama	KAIA BUSINESS INTERNATIONAL S.A	EFT 80% 608264/10 UNIFORMS	151,910.00
Panama	KAIA BUSINESS INTERNATIONAL S.A	EFT 80% 608508 - AGENDAS	48,540.00
Panama	LUSAKA PANAMA S.A.	50% FINAL OC013/10/09, FACT 72	59,600.00
Panama	LUSAKA PANAMA S.A.	Adquisición de un equipo anali	37,000.00
Panama	LUSAKA PANAMA S.A.	Compra 7 Pick Up's doble cabin	199,280.00
Panama	LUSAKA PANAMA S.A.	EFT 80% CTO 608205-UNIFORMS	168,030.00
Panama	LUSAKA PANAMA S.A.	EFT AGENDAS & CALENDARS 2010	47,400.00
Panama	LUSAKA PANAMA S.A.	EFT PARTIAL CTO 608435	44,230.00
Panama	LUSAKA PANAMA S.A.	PROMOTIONAL MATERIALS	40,090.00
Panama	MARCO ANTONIO CANTORAL F.	Compra de 2 bultos de 15 pasa	54,910.00
Panama	MCP MAQUINARIAS Y EQUIPOS PANAMA, S.A.	Compra de 2 bultos de 15 pasajeros	54,910.00
Panama	MOLINOS INTERNACIONAL S.A.	Adquisición de dos (2) vehicul	41,780.00
Panama	PANAMENA DE MOTORES, S.A.	Adquisición de dos (2) vehiculos ti	41,780.00
Panama	PANAMENA DE MOTORES, S.A.	KIT COBAS Ampliprep/taqMan 48	123,060.00
Panama	PANAMENA DE MOTORES, S.A.	Orden de Compra PNUD/PAN/185/0	73,240.00
Panama	PANAMOTOR	Kit CA-Prep-M HIV-1 x 48 det.	224,710.00
Panama	PANAMOTOR	KIT COBAS Ampliprep/taqMan 48 HIV T	436,940.00
Panama	PC-CAD, S.A.	F.09-0050-B; Adquisición e ins	44,090.00
Panama	PRODUCTOS ROCHE (PANAMA), S.A.	Pago por compra de toyota land	71,640.00
Panama	PRODUCTOS ROCHE (PANAMA), S.A.	Pago por compra de toyota land crus	71,640.00
Panama	PRODUCTOS ROCHE (PANAMA), S.A.	Purchase of IT equipment for O	44,490.00
Panama	PROPINSA	Corrige cargo a cuenta	43,950.00
Panama	RICARDO PEREZ, S.A.	DG-67-09. Pago3.	1,074,800.00
Panama	RICARDO PEREZ, S.A.	Orden de compra PNUD/PAN 205/0	115,500.00
Panama	ROSSLINK PROJECTS S.A.	Orden de Compra PNUD/PAN/187/0	97,440.00
Panama	SARIGUA DESIGN STUDIO	PRESUPUESTO PREVISTO PARA DISE	77,250.00
Panama	SCIENTIFIC EDUCATIONAL SYSTEMS, LTD.S.A	Final payment for printing of	30,950.00
Panama	SERVI AIRE, A.Q., S.A.	Pago saldo final prov. estante	89,330.00
Panama	SOFT NET INC.	Software y Hardware A	205,510.00
Panama	UNOPS	Software y Hardware A Pago Ren	36,270.00
Papua New Guinea	Graffiti Signs	Software y Hardware B	165,010.00

Major Orders for Goods by Agency during 2010 (Orders of \$30,000 or more)

AGENCY			PO value
Location of supplier	Name of supplier	Description of goods (equipment)	USD
UNDP Continued			
Paraguay	INDUSTRIAS YBCUI SRL	Software y Hardware C	205,510.00
Paraguay	TELESPAZIO ARGENTINA SA	ADQ.SOLUCION ALMACENAMIENTO MA	34,190.00
Paraguay	TELESPAZIO ARGENTINA SA	Adquisicion de Herramientas y	113,890.00
Paraguay	TELESPAZIO ARGENTINA SA	ENTREG.PARCIAL TONER HP IMPRES	37,730.00
Paraguay	TELESPAZIO ARGENTINA SA	SERV.ADQ 30 MIL FRAZADAS POLAR	144,610.00
Paraguay	TELESPAZIO ARGENTINA SA	Software y Hardware C Pago Ren	36,270.00
Paraguay	TELESPAZIO ARGENTINA SA	Software y Hardware D	232,220.00
Paraguay	TELESPAZIO ARGENTINA SA	Software y Hardware D Pago Ren	40,980.00
Paraguay	TST STAG SA	PAGO ADQ. 37.500 FRAZADAS POLA	198,750.00
Peru	ADEXUS PERU SA	10 Equipos Radio HF con fuente de p	35,490.00
Peru	C & S COMPUTERS AND SUPPLIES SAC	10 equipos radio HF con panel solar	46,420.00
Peru	CERCOR NEGOCIOS E INVERSIONES EIRL	13 equipos radio HF con panel solar	60,350.00
Peru	CIA INDUSTRIAL ALFISA SRL	ADQ.3494 LICENC.MICR.OFF.VIS.P	1,206,340.00
Peru	CONSORCIO E F M SAC	2,482 LECTORAS CODIGO BARRAS	221,520.00
Peru	CONSORCIO E F M SAC	ADQ 60 COMP. PRIMER LOTE RENOV	88,600.00
Peru	CONSORCIO E F M SAC	ADQUIS.29 IMPRES.COD.BARRA	41,890.00
Peru	COSAPI DATA SA	ADQ.6309 COMPUT.PORTATILES PJ	11,069,030.00
Peru	CS TRADING CO SRL	ADQ.EQUIPO COMPUTO	2,619,540.00
Peru	CS TRADING CO SRL	ADQUISICION 58 COMPUTADORAS	106,460.00
Peru	DIMEXA SOLUCIONES INTEGRALES S.A.C.	ADQ.2500 TONER PJ 4TA ULT.ENTR	232,050.00
Peru	DIMEXA SOLUCIONES INTEGRALES S.A.C.	ADQUIS.10000 TONER 1ERA ENTREG	232,050.00
Peru	DIMEXA SOLUCIONES INTEGRALES S.A.C.	ADQUIS.10000 TONER PJ 2DA ENTR	232,050.00
Peru	DIMEXA SOLUCIONES INTEGRALES S.A.C.	ADQUIS.2500 TONER PJ 3ERA ENTR	232,050.00
Peru	DIMEXA SOLUCIONES INTEGRALES S.A.C.	COMPRA DE 2 SERVIDORES HP PROL	31,820.00
Peru	DIMEXA SOLUCIONES INTEGRALES S.A.C.	PAGO ADQ COMP 75 COMPUT 1 IMP	143,500.00
Peru	GRUPO DELTRON SA	ADQ. 125 UND.TONER LEXMARK PJ	50,640.00
Peru	GRUPO DELTRON SA	ADQUIS.2000 U TONER LEXMARK	320,820.00
Peru	GRUPO DELTRON SA	ADQUIS.2400 FOTOCONDUC.KIT LEX	83,520.00
Peru	GRUPO DELTRON SA	ADQUIS.45000 FRAZAD.POLAR.COM.	225,650.00
Peru	INVERS TEXTILES & AFINES DEL PERU SCRL	ADQUIS.3500 TONER LEXMARK PJ	550,780.00
Peru	MAXIMA INTERNACIONAL SA	ADQ.280000 MILL.PAP.BOND.P.J	98,450.00
Peru	MAXIMA INTERNACIONAL SA	ADQ.280MIL MILLAR.PAP.BOND	211,250.00
Peru	MAXIMA INTERNACIONAL SA	ADQ.4 AUTOMOVILES	70,000.00
Peru	MAXIMA INTERNACIONAL SA	ENTREG.PARC.TONER LEXMARK PJ	470,920.00
Peru	MAXIMA INTERNACIONAL SA	ENTREGA PARC.TONER LEXMARK IMP	55,080.00
Peru	MAXIMA INTERNACIONAL SA	ENTREGA PARCIAL TONER IMPRESOR	550,780.00
Peru	MAXIMA INTERNACIONAL SA	PAGO ADQ 6 CAMIONETAS PICK UP	197,870.00
Peru	MITSUI AUTOMOTRIZ S.A.	ADQUIS.280 MIL PAPEL BOND.P.JU	211,250.00
Peru	NISSAN MAQUINARIAS S.A.	ADQUIS.280 MILLAR.PAPEL BOND	239,790.00
Peru	PAPELERA NACIONAL SA	ADQ LIBROS PERU MUCHO GUSTO	35,210.00
Peru	PAPELERA NACIONAL SA	ADQUIS.280000 MILL PAPEL BOND	114,090.00
Peru	PAPELERA NACIONAL SA	ADQUIS.280000 MILL PAPEL BOND	239,790.00
Peru	PAPELERA NACIONAL SA	ADQUIS.80000 MILL PAPEL BOND	590,240.00
Peru	PAPELERA NACIONAL SA	PAGO DEL CUARTO LOTE CAMAS PLE	1,009,520.00
Peru	PAPELERA NACIONAL SA	PAGO QUINTO LOTE CAMA OC8-2009	1,049,200.00
Peru	PAPELERA NACIONAL SA	SOLUC.GESTION COMUNIC.PRODUC	227,250.00
Peru	SCI INTERNATIONAL GROUP CO LTDA SRLTDA	4 set of Automatic Weather Station	170,250.00
Peru	SCI INTERNATIONAL GROUP CO LTDA SRLTDA	IMPRES.ENCARTE.CAMPAN.VIH	34,990.00
Peru	SERVICIOS GRAFICOS JMD SRL	UNDP:Inv44921 HondaAccord 3.5	36,790.00
Peru	SOFTMARK SAC	Hardware Component of PC clust	77,080.00
Peru	WORLD COLOR PERU SA	payment: heating chamber	36,870.00
Philippines	7 LAKES COMMUNICATION SYSTEM, INC.	ACQUISITION EQUIP.INFORMATIQUE	51,610.00
Philippines	HONDA CARS KALOOKAN, INC	INFORM.EQUIP/OCS - SNIAC	61,250.00
Philippines	MICROPHASE CORPORATION	ACQUISITION EQUIP.COMUNICATION	98,360.00
Philippines	PALEENO AP, INC.	Payment to QUIDGEST for Softwa	35,170.00
Portugal	ANDREMO	Doppler ultrasound	33,890.00
Portugal	ANDREMO	Toyota Land Cruiser 150 Executive 3	55,030.00
Portugal	CONVEX	100% payment upon delivery of	57,400.00
Portugal	QUIDGEST / CESO CI	Simultaneous translation syste	32,530.00
Portugal	SIEMENS S.A.	2 SET OF PRINTING/PUBLISHING E	74,700.00
Romania	INCHCAPE MOTORS SRL	TARGET FINANCING AGR. 19.11.10	68,910.00
Russian Federation	ALNIKO CO.LTD	TARGET FINANCING PAYM. 15.11.10	67,650.00
Russian Federation	BRULLOV MANAGEMENT OOO	COMPUTERS	38,420.00
Russian Federation	DAVSAR Ltd.	SUPPLY AND TURNKEY INSTALLATIO	33,640.00
Russian Federation	Kuznetsky Alatau Nature Reserve	60% after Completion of instal	55,290.00
Russian Federation	Sikoeva Laila Vladimirovna	Purchasing of 8 laptops & Exte	31,530.00
Russian Federation	STOLBY NATURE RESERVE	60% after Completion of installatio	56,120.00
Russian Federation	VOSKHOD JSC SPE FIRM	Correction of JV 25802	84,200.00
Rwanda	COMMUNICATION SOLUTIONS Ltd	Expense Distribution	73,190.00
Rwanda	COMMUNICATION SOLUTIONS Ltd	FR 3rd quarter Advance	50,550.00
Rwanda	DELL MARKETING L.P.	60% to be paid after completet	47,840.00
Rwanda	POVERTY ENVIRONMENT INITIATIVE	60% to be paid after completion o	48,970.00
Rwanda	PRIME SERVICES	Office machinery	110,890.00
Rwanda	RWANDA PEACE ACADEMY	WORKSTATION COMPUTERS	62,250.00
Rwanda	VIRTUALTECH	Expense Distribution	41,720.00
Rwanda	VIRTUALTECH	Expense Distribution	31,550.00
Saudi Arabia	RIYADH HOUSE EST	Réunion BCPR du 16-20 aout 201	40,470.00
Saudi Arabia	ZAHRA' AL MASEEF EST FOR ELECTRONICS	Expense Distribution	45,520.00
Senegal	FDL APPUI DECENTRALISATION AXE MA/SL/LOU	Expense Distribution	158,120.00
Senegal	GENERALE DE NEGOCE ET D'INTERIM	Expense Distribution	41,190.00
Senegal	LE MERIDIEN PRESIDENT	75% Groupe 1	105,900.00
Senegal	PROG RENF CAPACITES BONNE GOUVERNANCE	75% Groupe6	93,840.00
Senegal	PROGRAMME NATIONAL PLATEFORMES	Expense Distribution	31,540.00
Senegal	PROJ. DE GEST. DES DIOXINES ET DU MERCUR	ACHAT MOBILIER DE BUREAU	33,000.00
Senegal	QUINTSENS S.A.	Hand tools/equipments, carpent	90,070.00
Senegal	QUINTSENS S.A.	Hand tools-electrical	90,000.00
Senegal	REF ADM PUBLIQUE ET BONNE GOUVERNANCE	Computing technology equipment	90,840.00
Senegal	TABI M & m MULTISERVICES	Cost of ICT Equipment	159,580.00
Sierra Leone	ALAMTECH INTERNATIONAL AND GEN. SUPPLIER	COMPUTERS	66,080.00
Sierra Leone	BATRAYS BUSINESS AGENCY	Hand tools/equipments, carpent	183,940.00
Sierra Leone	COMPUTER SHOP	Expense Distribution	30,040.00
Sierra Leone	COMPUTER SHOP	SKIP LOADER TRUCK FOR REFUSE C	78,550.00
Sierra Leone	H M SAFIDEEN	IT equipments for political pa	32,310.00
Sierra Leone	HABIB M S BASMA	Hand tools - hair dressing & t	63,630.00
Sierra Leone	HABIB M S BASMA	Hand tools, Refrigeration Air-	144,030.00
Sierra Leone	MEDIUM SIZED PROJECT FOR SL MGT.	Buses	65,490.00
Sierra Leone	Office World	Reissue of RTN payment	61,180.00
Sierra Leone	P K ENTERPRISES	Agricultural machinery and equ	61,240.00
Sierra Leone	P K ENTERPRISES	Printers, portable	45,330.00
Sierra Leone	SAB TECHNOLOGIES	Hand tools/equipments, carpent	90,000.00
Sierra Leone	SAB TECHNOLOGIES	SECURITY AND SAFETY EQUIPMENT	49,860.00
Sierra Leone	SAM KING SERVICES	Vehicles	122,000.00
Sierra Leone	SHABASCO GENERAL MERCHANT	Hand Tools/Equipments,Masonry,	345,910.00
Sierra Leone	SHABASCO GENERAL MERCHANT	Vehicles, 4WD,	35,220.00
Sierra Leone	TIWAI MEMORY MASTERS (SL) LTD.	Panasonic DMC-TZ10	42,090.00
Sierra Leone	TOYOTA MOTOR MARKETING EUROPE	50 % final payment upon comple	91,500.00
Sierra Leone	TOYOTA MOTOR MARKETING EUROPE	50 % payment upon delivery	91,500.00
Sierra Leone	WAGTECH INTERNATIONAL LTD	Dell computer 380 Mini Tower "	99,180.00
Singapore	Advance Vision Co., Ltd.	Dell Latitude E4310 including	39,840.00
Singapore	BRAHLER ICS PTE LTD	Dell Latitude E6500 as per spe	73,250.00
Singapore	BRAHLER ICS PTE LTD	Procurement of 26 Dell Laptop	49,140.00
Singapore	Computer Technical Team Trading Co., Ltd	Procurement of 26 Dell Laptops	49,140.00
Singapore	DELL GLOBAL B.V. (SINGAPORE BRANCH)	BCPR Reversals to USAID	49,760.00
Singapore	DELL GLOBAL B.V. (SINGAPORE BRANCH)	Desktop Computer - ThinkCentre M70e	46,700.00
Singapore	DELL GLOBAL B.V. (SINGAPORE BRANCH)	Reversals - Civilian Police	250,590.00
Singapore	DELL GLOBAL B.V. (SINGAPORE BRANCH)	Standard 24-port Manageable Network	34,690.00
Singapore	Redington Distribution Pte Ltd	Cost of Equipment and Furniture for	56,330.00
Singapore	THAKRAL BROTHERS PTE LTD	Purchase of Sedans	60,780.00
Somalia	APJV	Desktops	52,210.00
Somalia	APJV	Petroleum oils medium, and oth	96,000.00
Somalia	CITY CENTER ENTERPRISES	Payment of equipment and furniture	82,340.00

Major Orders for Goods by Agency during 2010 (Orders of \$30,000 or more)

AGENCY			PO value
Location of supplier	Name of supplier	Description of goods (equipment)	USD
UNDP Continued			
Somalia	GENERAL MOTORS EAST AFRICA LTD	Mattresses	60,000.00
Somalia	HARGEISA INFORMATION TECHNOLOGY	Metal Bunk beds	150,000.00
Somalia	MAG III	BRF Nrb. Harq. Gar Nov09	43,490.00
Somalia	MINISTRY OF INTERIOR	Toyota Land Cruiser Hardtop Am	32,860.00
Somalia	SALAMA TRADING CO	RT-PCR Machine	69,410.00
Somalia	SALAMA TRADING CO	Toyota Landcruiser HZJ7	31,600.00
Somalia	TIRUPATI KENYA LTD	15.71% of the total fee payabl	73,830.00
South Africa	APPLIED BIOSYSTEMS SA	9.25% of the total contract	43,460.00
South Africa	BASSLINE	9.25% of the total contract am	43,460.00
South Africa	BASSLINE	Additional hours of Technical	118,800.00
South Africa	BASSLINE	Audio-visual - Upfront concert	34,210.00
South Africa	BASSLINE	INVMB 941/943	108,330.00
South Africa	BASSLINE	PURCHASE OF THE EXECUTIVE VEHI	41,860.00
South Africa	BASSLINE	TRACTOR	36,580.00
South Africa	BASSLINE	X-ray security equipment	69,330.00
South Africa	DAETA INTERNATIONAL TRADING CC	12V Battery Chargers	41,510.00
South Africa	HAB INTERNATIONAL	Air freight and transportation	230,440.00
South Africa	ICT Globe Management (Pty) Ltd	Air freight and transportation char	230,440.00
South Africa	LEO HAESE PRETORIA	Cartes d'électeurs additionnelles,	1,393,920.00
South Africa	Lithotec Exports	Transport cumulé (Lot 1 & Lot 2)	129,000.00
South Africa	LITHOTECH EXPORTS	Storage Case A for registration k	113,240.00
South Africa	LITHOTECH EXPORTS	Corrugated Cardboard boxes, 48	175,530.00
South Africa	LITHOTECH EXPORTS	Digital cameras	234,030.00
South Africa	LITHOTECH EXPORTS	Dry Cell Rechargeable Batteries for	256,470.00
South Africa	LITHOTECH EXPORTS	External DC-AC inverter	42,440.00
South Africa	LITHOTECH EXPORTS	OMR Voter Registration Form N	111,230.00
South Africa	LITHOTECH EXPORTS	OMR Voter Registration Form NEC VR	109,880.00
South Africa	LITHOTECH EXPORTS	Photographic Paper (OPTION A): Adeq	442,850.00
South Africa	LITHOTECH EXPORTS	Portable Printers	180,560.00
South Africa	LITHOTECH EXPORTS	Printing National Assembly Bal	1,663,680.00
South Africa	LITHOTECH EXPORTS	Registration kit box containin	309,890.00
South Africa	LITHOTECH EXPORTS	Solar powered rechargeable energy p	563,390.00
South Africa	LITHOTECH EXPORTS	Storage Case B for Solar power kit	181,320.00
South Africa	LITHOTECH EXPORTS	Stretcher Beds	93,600.00
South Africa	LITHOTECH EXPORTS	Technical support for a period of 3	150,880.00
South Africa	LITHOTECH EXPORTS	Transport charges to DDU NEC Wareho	783,420.00
South Africa	LITHOTECH EXPORTS	X - Ray machine	77,590.00
South Africa	R & D SCREENING TECHNOLOGIES	Printing South Sudan Assembly	493,250.00
South Africa	REN-FORM CC	Deltamethrin, 5%WP (80g/sachet) - f	348,750.00
South Africa	Sterling Export Corporation	EFT 2nd PAYM 30% CTO 608470/09	118,300.00
South Africa	UNIVERSAL PRINT GROUP	WATER PIPES	30,940.00
South Africa	UNIVERSAL PRINTING GROUT (PTY) LTD	LABORATORY EQUIPMENTS	46,680.00
South Africa	VOLCANO AGROSCIENCE (PTY) LTD	Streptomycin 1g vial (box of 100)	206,120.00
Spain	AGEM,AUXILIAR GENERAL DE ELECTROMEDICINA	Streptomycin 1g vial-box of 100	73,010.00
Spain	FERTOR DUCTIL S.A.	PAYMENT FOR TOYOTA LAND CRUISER 200	48,870.00
Spain	HISPACARIBBEAN, S.A.	Payment for purchase of TOYOTA	527,310.00
Spain	Reig Jofre Group	80% OF DELIVERABLE 3 TOTAL VALUE CO	51,000.00
Spain	Reig Jofre Group	RE: QUOTATION NO. DES92705 - P	93,500.00
Spain	TRAMA TECNOMBIENTAL, SL	Orden de compra PNUD/PAN 019/1	30,530.00
Spain	TST STAG S.A.	TUBERCULINE VIALS	131,870.00
Spain	TST STAG SA	HP Compaq 8100 Elite PC with	82,530.00
Spain	TST STAG, S.A.	Tractors for Trincomalee	37,140.00
Spain	TST-STAG, S.A.	0302-0042 F SERIES CHARGER	34,350.00
Spain	TURSOL INTERNACIONAL BUSINESS SL	311 - 0502 F3LS with yellow c	257,400.00
Sri Lanka	ARC TECH LANKA PVT LTD	3111-0502 F3LS WITH YELLOW CAP	542,000.00
Sri Lanka	BROWN & CO. LTD	3113 - 0102 F3LS UXO	80,900.00
Sri Lanka	MINELAB ELECTRONICS PTY LTD	3113-0102 F3LS UXO	170,300.00
Sri Lanka	MINELAB ELECTRONICS PTY LTD	Air Freight / Colombo / Sri La	235,050.00
Sri Lanka	MINELAB ELECTRONICS PTY LTD	BRAND NEW - Mitsubishi Fuso Ro	53,110.00
Sri Lanka	MINELAB ELECTRONICS PTY LTD	Light Frail Machine - Bozena 4	1,400,860.00
Sri Lanka	MINELAB ELECTRONICS PTY LTD	Suzuki Out boat Motors	39,600.00
Sri Lanka	Neil Marine Limited	Minimally required mandatory s	111,440.00
Sri Lanka	SOJITZ CORPORATION	Purchase of 10 KVA	43,840.00
Sri Lanka	WAY INDUSTRY a.s.	Accommodations Containers	281,130.00
Sri Lanka	WAY INDUSTRY a.s.	Desk top computer (ACER)	53,390.00
Sri Lanka	WAY INDUSTRY a.s.	Upon mobilization of materials	82,480.00
Sudan	ABNOS FOR ENGINEERING AND IT	Office Containers for Abyei	86,430.00
Sudan	AFGAD CONSTRUCTION PVT. LTD. CO.	Prefabricated Ablutions for Abyei c	129,950.00
Sudan	ALBUGAA COMPUTER AND TELECOMMUNICATION	Mitsubishi Canter Wide Cab LWB	73,430.00
Sudan	ALSHAFRA TRADING AND ENGINEERING	<< **Start Date:2010-02-25	46,800.00
Sudan	ALSHAFRA TRADING AND ENGINEERING	LOT A- Warehouse consumables a	82,090.00
Sudan	ALSHAFRA TRADING AND ENGINEERING	Vehicle-TERIOS (DAIHATSU) - 4W	40,850.00
Sudan	ATEEK FOR INTEGRATED SOLUTIONS CO LTD	LOT A- Warehouse consumables and St	49,250.00
Sudan	ATLAS AUTOMOTIVE CO. LTD	LOT B- Stationery Kits	109,500.00
Sudan	BRAND NEW FOR TRADING & INVESTMENT	Maize seedling	42,320.00
Sudan	Cadila Pharmaceuticals Limited	Purchase of 2 Unit Vehicles fo	66,000.00
Sudan	CRYSTAL LTD	Anti-infective drugs, oral sol	36,720.00
Sudan	CRYSTAL LTD	GENERATOR 400KVA FOR MRC	76,110.00
Sudan	CRYSTAL LTD	Generators, diesel, installati	44,490.00
Sudan	CVL GENERAL SUPPLY (SS) LTD	Electric Equipments for Office	31,480.00
Sudan	DIESEL GENERATORS	Laptop for SSP staff	46,000.00
Sudan	DIESEL GENERATORS	PROCUREMENT OF JERSEY BARRIERS	53,550.00
Sudan	DISON INVESTMENT & SERVICES CO. LTD	Sewage Suction Trucks for Pri	178,000.00
Sudan	GOLDEN ARROW	Domestic Observers creditati	33,920.00
Sudan	JUBA BEIJING CONSTRUCTION CO. LTD	Prefab. Office container with AC an	43,200.00
Sudan	KASAND SOUTH SUDAN LTD	Being cost amount of the procuremen	821,490.00
Sudan	KINGS CORP. LTD.	Hiring advertising / Media Com	368,080.00
Sudan	LINKTECH CO. LTD	Value Added Tax 15%	36,500.00
Sudan	MEGATRADE CO LTD	FUEL FOR OFCFICE USE	38,160.00
Sudan	MIG AGRICULTURE COMPANY LTD	Fuel oils, n.e.c.	39,640.00
Sudan	OXYGEN KATIA	50% Payment as attachment No.3	100,840.00
Sudan	OXYGEN KATIA	Payment 1st Installment 2010	60,590.00
Sudan	PETROCITY ENTERPRISES	MONITORING COST SSRDF-SRFII	36,670.00
Sudan	PETROCITY ENTERPRISES	Payment of final second instal	30,290.00
Sudan	SOUTHERN SUDAN RADIO & TV	Being cost of	52,800.00
Sudan	SOUTHERN SUDAN RADIO & TV	Generator for UNDP Residnetial Comp	87,500.00
Sudan	SOUTHERN SUDAN RADIO & TV	GEP165S.A	33,200.00
Sudan	SOUTHERN SUDAN RECONSTRUCTION & DEV FUND	15% VAT	435,990.00
Sudan	SUDNKESE TRACTOR CO.	Bröadcast of 5 Electoral Talk	260,930.00
Sudan	SUTRAC CO.	Bradcast of 5 Jingles for TV I	332,770.00
Sudan	SWITCH CO. FOR TRADING & ENG. LTD	Broadcast of 30 PSA in Arabic,	205,770.00
Sudan	TAREK NOUR SUDANA	45% payment upon completion of bore	49,610.00
Sudan	TAREK NOUR SUDANA	Broadcast of 5 TV PSAs in Arab	834,100.00
Sudan	TAREK NOUR SUDANA	Digging bore hole -Rajaf Train	33,690.00
Sudan	TAREK NOUR SUDANA	Gloves	34,400.00
Sudan	TAREK NOUR SUDANA	Placement of 15 billboard size	656,360.00
Sudan	TAREK NOUR SUDANA	Production of 5 PSA in Arabic	32,420.00
Sudan	TAREK NOUR SUDANA	RDTs	261,360.00
Sudan	TECHNO SPARR DRILLING CO. LTD	Various chemical products and labor	99,430.00
Sudan	THE GREAT RUAHA DRILLING SS LTD.	Prisons Upgrade ?Kabkabya?s Prison	102,500.00
Sudan	YOUTH WITHOUT FRONTIERS ORGANIZATION	MICROSCOPES	36,330.00
Sweden	VOLVO CAR CORPORATION	70% OC 0034 FAGOT	43,250.00
Sweden	Volvo Car International Customer Sales	100% OC013-A/10/09 INST MUS	35,850.00
Switzerland	ABBOTT PRODUCTS OPERATIONS AG	NOVARTIS-Commande COARTEM-FM	397,110.00
Switzerland	ENTRYDELL S.A.	achat de COARTEM conformément	239,240.00
Switzerland	LOHRI AG BLASINSTRUMENTE	COARTEM TAB 20/120MG (30x12) D	532,220.00
Switzerland	Lohri Ag Blasinstrumente	COARTEM TAB 20/120MG (30x6) Di	180,960.00
Switzerland	NOVARTIS PHARMA AG	Freight Costs (Basel - Banqui)	46,700.00
Switzerland	NOVARTIS PHARMA AG	Freight Costs(Basel-Banqui)	118,700.00
Switzerland	NOVARTIS PHARMA SERV AG	100% OC 0027, 30/08/2010	153,400.00
Switzerland	NOVARTIS PHARMA SERV AG	Medical supplies Jan-Dec 2007	46,050.00

Major Orders for Goods by Agency during 2010 (Orders of \$30,000 or more)

AGENCY			PO value
Location of supplier	Name of supplier	Description of goods (equipment)	USD
UNDP Continued			
Switzerland	NOVARTIS PHARMA SERV AG	Procurement of Autoclave TKA c	78,570.00
Switzerland	NOVARTIS PHARMA SERV AG	Vehicle, Honda CR-V 2.4L, 2010	49,200.00
Switzerland	VIOLIN GMBH LUZERN	Microbus, Mazda E2000-Gasoline	36,000.00
Switzerland	World Health Organization	Vehicle, Nissan Tiida, Model: 2011.	32,000.00
Syria	AL-SHAHBA EQUIPMENTS	TV surveillance equipment	30,250.00
Syria	AXIS MEDICAL SYSTEMS/YARA OUZDMIR	Antituberculosis drugs	342,250.00
Syria	MEHRAN KHWANDA	WATER	39,990.00
Syria	RAKHA	WATER	38,550.00
Tajikistan	ALAST, LLC	Building workshop equipment	44,000.00
Tajikistan	GTZ Global TB Drug Facility	COMPUTERS	72,490.00
Tajikistan	LIMITED LIABILITY COMPANY "PMK-278"	Vehicles, 4WD, hard top	34,000.00
Tajikistan	LLC "IFITHOR"	2.15 PRINT CITIZENS GUIDE SWA	111,980.00
Tajikistan	LLC "TILLYAGUL TAJIKISTAN"	2.1 Guide books for Disabilities	52,990.00
Tajikistan	LLC OVISA	2.5 - Booklets "UCHAGUZI HURU	34,100.00
Tajikistan	P. E. DJAMSHED YUSUPOV	2.6 Womens booklet	52,990.00
Tanzania	JAMANA PRINTERS LIMITED	1046902&1046981/27&31/08	42,180.00
Tanzania	JAMANA PRINTERS LIMITED	2.8 Youthcomic Swahili books	37,520.00
Tanzania	JAMANA PRINTERS LIMITED	CLEARING CHARGES - MVP TABORA	51,910.00
Tanzania	JAMANA PRINTERS LIMITED	Micheweni exp july-Sept '10	67,840.00
Tanzania	JAMANA PRINTERS LIMITED	POSTERS & LEAFLETS	56,810.00
Tanzania	JAMANA PRINTERS LIMITED	Posters General Mobilisation	48,580.00
Tanzania	JAMANA PRINTERS LIMITED	Posters How to vote	48,580.00
Tanzania	JAMANA PRINTERS LIMITED	Posters PWD	48,580.00
Tanzania	JAMANA PRINTERS LIMITED	Posters Women	48,580.00
Tanzania	JAMANA PRINTERS LIMITED	Posters Youth	48,580.00
Tanzania	JAMANA PRINTERS LIMITED	PRINTING GUIDELINES FOR DIRECT	32,330.00
Tanzania	JAMANA PRINTERS LIMITED	PRINTING GUIDELINES FOR POLITI	44,920.00
Tanzania	JAMANA PRINTERS LIMITED	PRINTING GUIDELINES FOR PRESID	126,580.00
Tanzania	JAMANA PRINTERS LIMITED	Supply of Kyocera TASKalfa 520	74,250.00
Tanzania	JP5 CBS ZANZIBAR MICHEWENI INTERVENTIONS	Procurement of School Books fo	43,210.00
Tanzania	MFI OFFICE SOLUTIONS	PROCURE L/CRUISER PRADO	31,290.00
Tanzania	OCHAKA INVESTMENT	PURCHASE OF UNDS NEW VEHICLE-	34,080.00
Tanzania	QUALITY MOTORS	Toyota Land Cruiser Prado Stati	69,820.00
Tanzania	SOUTHERN RANGE NYANZA LTD	ZAWA exp Apr - June '10 b	53,460.00
Tanzania	UNOPS	4/10Office furnitures - partit	34,420.00
Tanzania	UNOPS	Ford Ranger Single Cab, 2.5L T	37,650.00
Tanzania	UNOPS	Reported Exp 1-15Dec09(ACT1-3)	38,280.00
Tanzania	ZANZIBAR WATER AUTHORITY JP5	Workstation, Partitions, and Chairs	32,450.00
Thailand	ADPC FOUNDATION	Tracteur Agricole	60,940.00
Thailand	RMA AUTOMOTIVE CO, LTD	Outils gestion des données -FM	152,910.00
Thailand	ROCKWORTH CO LTD	Cost of supplies	105,000.00
Thailand	ROCKWORTH CO LTD	UNICEF : Commande de Paracheck	92,000.00
Togo	CFAO MOTORS TOGO	FR October-December 2009	40,910.00
Togo	ETS IPACOM	Printing of 11 issues of ER magazin	95,500.00
Trinidad and Tobago	EMA	Stationery items on Lot C- war	69,260.00
Turkey	IMAK OFSET BASIM YAYIM TIC. VE LTD STI	Stationery items on Lot C- ware Hou	86,570.00
Turkmenistan	GYRMAN GYRMANOV	50% of USD,99,550 payment upon	49,780.00
Turkmenistan	GYRMAN GYRMANOV	Expense Distribution	43,060.00
Uganda	Computer Vision Limited	Expense Distribution	34,050.00
Uganda	Computer Vision Limited	Revsal V.59066.SS of oxen	34,050.00
Uganda	HEALTHNET CONSULT LTD	Toyota Land Cruiser -Prado for	36,500.00
Uganda	KUNEN BER BEDO CO. LTD	Upon completion of the substru	67,040.00
Uganda	OCAMGIU CONSTRUCTION COMPANY LTD	Upon completion of the substructure	67,040.00
Uganda	OCAMGIU CONSTRUCTION COMPANY LTD	Upon completion of the superstructu	67,040.00
Uganda	TOYOTA UGANDA LIMITED	Printing State Assembly Ballot	1,811,130.00
Uganda	UNIFREIGHT TRUCKING SERVICES LIMITED	GPS trackers, 30 psc - mobile	42,000.00
Uganda	UNIFREIGHT TRUCKING SERVICES LIMITED	GPS trackers, 30 psc - mobile units	42,000.00
Uganda	UNIFREIGHT TRUCKING SERVICES LIMITED	Supplementary additional costs	702,590.00
Ukraine	AERO VOTE LTD	64 pieces of Sticker 1: How to	32,460.00
Ukraine	AERO VOTE LTD	COMPUTERS PRIME PC SOLO 30 iH5	43,220.00
Ukraine	AVIARM LTD	64,000 pieces of Sticker 2: Ca	32,460.00
Ukraine	AVIARM LTD	64,000 pieces Sticker 6: Yes t	32,460.00
Ukraine	AVIARM LTD	64,000 pieces of Sticker 5: Wo	32,460.00
Ukraine	INKOM TOV		
United Arab Emirates	AL GHURAIR PRINTING & PUBLISHING HOUSE	Air Freight to Bangui DDU for Presi	220,100.00
United Arab Emirates	AL GHURAIR PRINTING & PUBLISHING HOUSE	Civic and Voter education Mate	499,550.00
United Arab Emirates	AL GHURAIR PRINTING & PUBLISHING HOUSE	Civic and Voter education Materials	499,550.00
United Arab Emirates	AL GHURAIR PRINTING & PUBLISHING HOUSE	Freight Charges	268,810.00
United Arab Emirates	AL GHURAIR PRINTING & PUBLISHING HOUSE	Freight Charges from Printing	630,000.00
United Arab Emirates	AL GHURAIR PRINTING & PUBLISHING HOUSE	Legislative Ballot Papers (Medium -	67,330.00
United Arab Emirates	AL GHURAIR PRINTING & PUBLISHING HOUSE	Legislative Ballot Papers (Small -	34,450.00
United Arab Emirates	AL GHURAIR PRINTING & PUBLISHING HOUSE	Printing and Publishing of WRI	40,000.00
United Arab Emirates	AL GHURAIR PRINTING & PUBLISHING HOUSE	Voter Education material	46,140.00
United Arab Emirates	AL GHURAIR PRINTING & PUBLISHING HOUSE	Voter Education Materials (T.s	772,300.00
United Arab Emirates	AL GHURAIR PRINTING AND PUBLISHING LLC	Expense Distribution	30,930.00
United Arab Emirates	AL GHURAIR PRINTING AND PUBLISHING LLC	FG- Wilson or caterpillar , Di	59,900.00
United Arab Emirates	AL GHURAIR PRINTING AND PUBLISHING LLC	Other Options will all required Acc	58,030.00
United Arab Emirates	AL GHURAIR PRINTING AND PUBLISHING LLC	Presidential Ballot Papers	88,000.00
United Arab Emirates	AL GHURAIR PRINTING AND PUBLISHING LLC	Printing Parliamentary Ballot	1,442,410.00
United Arab Emirates	AL GHURAIR PRINTING AND PUBLISHING LLC	Vehicles, 4WD, hard top	95,700.00
United Arab Emirates	BILCO TRADING LLC	Toyota Land Cruiser Hardtop 5 doors	163,490.00
United Arab Emirates	Delight Equipment International	VHF radios	53,170.00
United Arab Emirates	GOLDEN RELIEF RESOURCES LLC	Purchasing of Land Cruiser 2010 for	60,090.00
United Arab Emirates	GOLDEN RELIEF RESOURCES LLC	Purchase of 60 VHF Radios for	31,590.00
United Arab Emirates	GOLDEN RELIEF RESOURCES LLC	Toyota Land Cruiser HZJ76 Hardtop	70,560.00
United Arab Emirates	O.K.I GENERAL TRADING LLC	Toyota Avalon Model 2010	40,180.00
United Arab Emirates	OKI GENERAL TRADING LLC	HP Elite 7100 Microtower PC (WU402E	32,490.00
United Arab Emirates	OKI GENERAL TRADING LLC	Purchase of Telecommunication	61,990.00
United Arab Emirates	OKI GENERAL TRADING LLC	Toyota Land Cruiser 200 statio	49,000.00
United Arab Emirates	RIZWAN SHEIKH TRADING CO LLC	ACHAT GENERATEUR DE 275 KVA P	63,290.00
United Arab Emirates	RIZWAN SHEIKH TRADING CO LLC	Fridge with petrol generator (34,800.00
United Arab Emirates	Titan Group FZE	Benches for 3 persons with woo	51,400.00
United Arab Emirates	UN WFP-DUBAI	2 Toyota Land Cruiser - Pick U	71,280.00
United Arab Emirates	UNITED NATIONS WORLD FOOD PROGRAMME	Mobile medical units	192,060.00
United Arab Emirates	UNITED NATIONS WORLD FOOD PROGRAMME	Vehicles, 4WD, hard top	62,480.00
United Arab Emirates	WADI MASILA TRADING L.L.C	Procurement of 1337 books from	71,140.00
United Arab Emirates	WFPDUBAI	50% Final TC 57519	64,900.00
United Arab Emirates	WORLD FOOD PROGRAMME, DUBAI, UAE	50% cost Purchase of Debt Mana	68,580.00
United Arab Emirates	WORLD FOOD PROGRAMME, DUBAI, UAE	Procurement of 823 books from	42,370.00
United Kingdom	COUTTS INFORMATION SERVICES LTD.	AC-4 Automated Coagulation Ana	64,830.00
United Kingdom	Crown Agents	Automated Methadone Dispensing	49,030.00
United Kingdom	Crown Agents	Automated Methadone Dispensing Mach	49,030.00
United Kingdom	DAWSON BOOKS	Biological Safety Cabinets Ci	74,510.00
United Kingdom	EAGLE SCIENTIFIC Ltd	Biological Safety Cabinets Class I	73,080.00
United Kingdom	EAGLE SCIENTIFIC Ltd	DPR. dd.22/11/2010 SOLAR PANEL	85,020.00
United Kingdom	EAGLE SCIENTIFIC Ltd	Expense Distribution	505,310.00
United Kingdom	EAGLE SCIENTIFIC Ltd	Filter sets for Biological cabinets	343,250.00
United Kingdom	EAGLE SCIENTIFIC Ltd	Hesco Bastion Conentainers Mil	172,810.00
United Kingdom	EAGLE SCIENTIFIC Ltd	HIV test kits	152,270.00
United Kingdom	EAGLE SCIENTIFIC Ltd	Laboratory equipment miscellan	308,620.00
United Kingdom	EAGLE SCIENTIFIC Ltd	Laboratory equipment UV fixtur	40,240.00
United Kingdom	EAGLE SCIENTIFIC Ltd	Laboratory Supplies and Test k	337,160.00
United Kingdom	EAGLE SCIENTIFIC Ltd	Laboratory Supplies and Test kits	494,540.00
United Kingdom	EAGLE SCIENTIFIC Ltd	MAINTENANCE AND REPAIR SERVICES	151,320.00
United Kingdom	EAGLE SCIENTIFIC Ltd	Microscopes and lab reagents,	287,390.00
United Kingdom	EAGLE SCIENTIFIC Ltd	Microscopes and other items as	42,950.00
United Kingdom	EAGLE SCIENTIFIC Ltd	Partec CyFlow Counter for CD4 count	206,480.00
United Kingdom	EAGLE SCIENTIFIC Ltd	Reagents, diagnostic or labora	109,220.00
United Kingdom	EAGLE SCIENTIFIC Ltd	Soil Tri-axial Test Equipment	45,050.00
United Kingdom	EAGLE SCIENTIFIC Ltd	TB reagents/materials as per y	53,650.00
United Kingdom	EAGLE SCIENTIFIC Ltd	TUBERCULIN PPD	70,130.00
United Kingdom	EAGLE SCIENTIFIC Ltd	Tuberculin PPD (RT 23 SSI) 2 T	70,130.00

Major Orders for Goods by Agency during 2010 (Orders of \$30,000 or more)

AGENCY			PO value
Location of supplier	Name of supplier	Description of goods (equipment)	USD
UNDP Continued			
United Kingdom	EAGLE SCIENTIFIC Ltd	ViroSeq HIV 1 Genotyping Kit, v2.0	30,730.00
United Kingdom	Ele International	20,000 bottles of 100ml indeli	269,000.00
United Kingdom	ERICOMMERCE INTERNATIONAL LIMITED	10,000 Polling Kits	621,600.00
United Kingdom	ERICOMMERCE INTERNATIONAL LIMITED	533,300 Plastic seals with ser	69,970.00
United Kingdom	HESCO BASTIAN LTD	6,168 Bottles of 80 ml Indelible	90,110.00
United Kingdom	LANDTRADE GLOBAL SUPPLIES	75,000 Bottles of 100ml and 25	1,132,500.00
United Kingdom	LANTRADE GLOBAL SUPPLIES	(35.8%)Pmt of the invoice 141c	31,660.00
United Kingdom	LANTRADE GLOBAL SUPPLIES	Achat d'encres indélébiles	176,620.00
United Kingdom	LANTRADE GLOBAL SUPPLIES	Achat des Dossards	47,880.00
United Kingdom	LANTRADE GLOBAL SUPPLIES	BP apparatus and related items	233,840.00
United Kingdom	LANTRADE GLOBAL SUPPLIES	Freight forwarding	46,500.00
United Kingdom	LANTRADE GLOBAL SUPPLIES	Hand Operated Compression Spra	75,580.00
United Kingdom	LANTRADE GLOBAL SUPPLIES	Indelible ink	686,400.00
United Kingdom	LANTRADE GLOBAL SUPPLIES	Indelible Ink	39,010.00
United Kingdom	LANTRADE GLOBAL SUPPLIES	Outdoor Rev prof. services 11/	69,000.00
United Kingdom	LANTRADE GLOBAL SUPPLIES	Paiment of Invoice 141d	88,200.00
United Kingdom	LANTRADE GLOBAL SUPPLIES	Payment of the Invoice - 141g	55,000.00
United Kingdom	LANTRADE GLOBAL SUPPLIES	Pmt of Invoice 141e	78,610.00
United Kingdom	LANTRADE GLOBAL SUPPLIES	Pmt of Invoice 141f	83,190.00
United Kingdom	LANTRADE GLOBAL SUPPLIES	Security Blinds for Windows of	154,320.00
United Kingdom	LANTRADE GLOBAL SUPPLIES	TO DEBIT THE CORRECT ACCOUNT	55,000.00
United Kingdom	LANTRADE GLOBAL SUPPLIES	Transport	45,250.00
United Kingdom	MARTIN JAMES MEDICAL LTD	EQUIPMENT FOR SUPPORT TO THE O	33,670.00
United Kingdom	Micron Sprayers Limited	hand held, hardened drugs and explo	83,430.00
United Kingdom	Outdoor Revolution LTD	Ballot Paper Printing	353,410.00
United Kingdom	SECURITY BLINDS LIMITED	VAs in ECONOMIST Papers	31,000.00
United Kingdom	SECURITY PRODUCT SUPPLIES LTD	TOYOTA Land Cruiser Hard top	146,170.00
United Kingdom	SMITHS DETECTION-WATFORD LTD	TOYOTA Land Cruiser Hard top L76	146,170.00
United Kingdom	TALL SECURITY PRINT LIMITED	Vehicle Toyota Landcruiser, 5	108,880.00
United Kingdom	THE ECONOMIST NEWSPAPER LTD	Vehicle toyota Cruiser 76L for	36,390.00
United Kingdom	UNIT EXPORT LIMITED	DELL LATITUDE E6510 NOTEBOOK SLATE	34,390.00
United Kingdom	UNIT EXPORT LIMITED	DELL LATITUDE TABLE XT2 INTEL CORE	50,110.00
United Kingdom (Gibraltar)	STAR PROJECT VEHICLES LTD	Truck, special purpose	139,140.00
United Kingdom (Gibraltar)	STAR PROJECT VEHICLES LTD	Truck, water, light	133,110.00
United Kingdom (Gibraltar)	TGS LIMITED	Vehicle for Samegrelo project	54,680.00
United Kingdom (Gibraltar)	TOYOTA - GIBRALTAR	Compra de un Vehiculo marca LAND CR	59,810.00
United Kingdom (Gibraltar)	TOYOTA - GIBRALTAR	Compra de un Vehiculo para la	50,810.00
United Kingdom (Gibraltar)	Toyota Gibraltar Stockholdings Ltd.	(1)Toyota Land Cruiser Pick Up	56,020.00
United Kingdom (Gibraltar)	Toyota Gibraltar Stockholdings Ltd.	(2) Toyota Land Cruiser Hardtop	120,550.00
United Kingdom (Gibraltar)	Toyota Gibraltar Stockholdings Ltd.	1. Toyota Land Cruiser 200 St	90,080.00
United Kingdom (Gibraltar)	Toyota Gibraltar Stockholdings Ltd.	12 Radio Codan Véhicule VHF et	78,160.00
United Kingdom (Gibraltar)	Toyota Gibraltar Stockholdings Ltd.	2 TOYOTA LANDCRUISER PRADO TX	95,940.00
United Kingdom (Gibraltar)	Toyota Gibraltar Stockholdings Ltd.	2 TOYOTA LANDCRUISER PRADO TXL - T	85,990.00
United Kingdom (Gibraltar)	Toyota Gibraltar Stockholdings Ltd.	40% Payment upon signing artis	162,770.00
United Kingdom (Gibraltar)	Toyota Gibraltar Stockholdings Ltd.	6x6 man truck	246,020.00
United Kingdom (Gibraltar)	Toyota Gibraltar Stockholdings Ltd.	7 vehicles for HOO - ACT Proje	70,830.00
United Kingdom (Gibraltar)	Toyota Gibraltar Stockholdings Ltd.	7.1.1.2 Land Cruiser 200 Station Wa	109,030.00
United Kingdom (Gibraltar)	Toyota Gibraltar Stockholdings Ltd.	7.1.1.2 Land Cruiser Prado TX, 5 do	41,640.00
United Kingdom (Gibraltar)	Toyota Gibraltar Stockholdings Ltd.	76 series-Toyota Land Cruiser Hardt	35,030.00
United Kingdom (Gibraltar)	Toyota Gibraltar Stockholdings Ltd.	9.04% of the total contract am	42,450.00
United Kingdom (Gibraltar)	Toyota Gibraltar Stockholdings Ltd.	Achat 2 véhicules Land Cruiser pour	70,500.00
United Kingdom (Gibraltar)	Toyota Gibraltar Stockholdings Ltd.	Achat 2 véhicules Land Cruiser PRAE	70,500.00
United Kingdom (Gibraltar)	Toyota Gibraltar Stockholdings Ltd.	Achat 2 véhicules Pickup 4x4 -	58,690.00
United Kingdom (Gibraltar)	Toyota Gibraltar Stockholdings Ltd.	Achat 2 véhicules Toyota Hilux	56,450.00
United Kingdom (Gibraltar)	Toyota Gibraltar Stockholdings Ltd.	Achat 2 voitures Toyota Land Cruise	75,070.00
United Kingdom (Gibraltar)	Toyota Gibraltar Stockholdings Ltd.	Achat de vehicule CNLS PTA 200	37,340.00
United Kingdom (Gibraltar)	Toyota Gibraltar Stockholdings Ltd.	Achat d'un Mini BUS HIACE mode	34,480.00
United Kingdom (Gibraltar)	Toyota Gibraltar Stockholdings Ltd.	Achat d'un véhicule de marque	51,760.00
United Kingdom (Gibraltar)	Toyota Gibraltar Stockholdings Ltd.	Achat d'un véhicule Jeep 4x4 P	41,550.00
United Kingdom (Gibraltar)	Toyota Gibraltar Stockholdings Ltd.	Achat d'un véhicule pour le co	35,760.00
United Kingdom (Gibraltar)	Toyota Gibraltar Stockholdings Ltd.	ACHAT D'UN VEHICULE POUR L'UNI	34,700.00
United Kingdom (Gibraltar)	Toyota Gibraltar Stockholdings Ltd.	Achat véhicule 4x4 Toyota Prado, 4	40,540.00
United Kingdom (Gibraltar)	Toyota Gibraltar Stockholdings Ltd.	Achat véhicule Toyota 4x4 pour	63,080.00
United Kingdom (Gibraltar)	Toyota Gibraltar Stockholdings Ltd.	Achat voiture 4x4 Toyota Land Cruis	35,440.00
United Kingdom (Gibraltar)	Toyota Gibraltar Stockholdings Ltd.	Adq. equipos refrigeración (Identif	85,360.00
United Kingdom (Gibraltar)	Toyota Gibraltar Stockholdings Ltd.	ADQUISICION DE 19 VEHICULOS TOYOTA	463,570.00
United Kingdom (Gibraltar)	Toyota Gibraltar Stockholdings Ltd.	Audio-Videoconference equipmen	73,460.00
United Kingdom (Gibraltar)	Toyota Gibraltar Stockholdings Ltd.	Being for purchase of a Toyota	48,930.00
United Kingdom (Gibraltar)	Toyota Gibraltar Stockholdings Ltd.	Change 5 Tyres to Mud type & C	30,290.00
United Kingdom (Gibraltar)	Toyota Gibraltar Stockholdings Ltd.	Communication- Prevention	52,500.00
United Kingdom (Gibraltar)	Toyota Gibraltar Stockholdings Ltd.	Cost of one toyota hilux pick	58,520.00
United Kingdom (Gibraltar)	Toyota Gibraltar Stockholdings Ltd.	Cost of Toyota Double Cap, model 20	1,615,450.00
United Kingdom (Gibraltar)	Toyota Gibraltar Stockholdings Ltd.	Cost of Toyota Land Cruiser 20	71,370.00
United Kingdom (Gibraltar)	Toyota Gibraltar Stockholdings Ltd.	COST OF TOYOTA LAND CRUISER PR	36,150.00
United Kingdom (Gibraltar)	Toyota Gibraltar Stockholdings Ltd.	ESSENTIAL ACTION ENGLISH/MSM F	40,990.00
United Kingdom (Gibraltar)	Toyota Gibraltar Stockholdings Ltd.	Expense Distribution	52,400.00
United Kingdom (Gibraltar)	Toyota Gibraltar Stockholdings Ltd.	Fourniture de 05 véhicules Toyota L	220,200.00
United Kingdom (Gibraltar)	Toyota Gibraltar Stockholdings Ltd.	Fourniture d'un véhicule TOYOTA Lan	43,840.00
United Kingdom (Gibraltar)	Toyota Gibraltar Stockholdings Ltd.	Freigt	31,850.00
United Kingdom (Gibraltar)	Toyota Gibraltar Stockholdings Ltd.	HERRAMIENTAS DE INTELIGENCIA	35,690.00
United Kingdom (Gibraltar)	Toyota Gibraltar Stockholdings Ltd.	HUMAN RIGHTS CARDS IN SPANISH/	31,290.00
United Kingdom (Gibraltar)	Toyota Gibraltar Stockholdings Ltd.	IMV Hilux Toyota double cabine -Pic	72,430.00
United Kingdom (Gibraltar)	Toyota Gibraltar Stockholdings Ltd.	LAN25L-PRMDENS LHD Hilux Doubl	100,480.00
United Kingdom (Gibraltar)	Toyota Gibraltar Stockholdings Ltd.	Land /C -Hardtop-INV-M95306	37,240.00
United Kingdom (Gibraltar)	Toyota Gibraltar Stockholdings Ltd.	LAND CRUISER PRADO GX & VX	72,010.00
United Kingdom (Gibraltar)	Toyota Gibraltar Stockholdings Ltd.	Land cruiser VX8	48,530.00
United Kingdom (Gibraltar)	Toyota Gibraltar Stockholdings Ltd.	Motor Vehicle	40,590.00
United Kingdom (Gibraltar)	Toyota Gibraltar Stockholdings Ltd.	ONE (1) LAND CRUISER HARDTOP.	33,160.00
United Kingdom (Gibraltar)	Toyota Gibraltar Stockholdings Ltd.	ONE (1) VEHICLE LAND CRUISER P	39,080.00
United Kingdom (Gibraltar)	Toyota Gibraltar Stockholdings Ltd.	Pick-up Truck, Toyota RHD Hil	55,140.00
United Kingdom (Gibraltar)	Toyota Gibraltar Stockholdings Ltd.	procurement of one 4 X 4 Toyot	52,560.00
United Kingdom (Gibraltar)	Toyota Gibraltar Stockholdings Ltd.	Procurement of two Toyota doub	66,240.00
United Kingdom (Gibraltar)	Toyota Gibraltar Stockholdings Ltd.	PURCH. LHD HILUX DOUBLE CABIN	32,050.00
United Kingdom (Gibraltar)	Toyota Gibraltar Stockholdings Ltd.	purchase of Toyota Land Cruis	123,910.00
United Kingdom (Gibraltar)	Toyota Gibraltar Stockholdings Ltd.	Purchase of Toyota Land Cruis	104,990.00
United Kingdom (Gibraltar)	Toyota Gibraltar Stockholdings Ltd.	PURCHASE OF TOYOTA HILUX DOUBL	70,560.00
United Kingdom (Gibraltar)	Toyota Gibraltar Stockholdings Ltd.	purchase of TPMP project equip	45,130.00
United Kingdom (Gibraltar)	Toyota Gibraltar Stockholdings Ltd.	Purchase of Vehicle Toyota Lan	73,160.00
United Kingdom (Gibraltar)	Toyota Gibraltar Stockholdings Ltd.	Ref 6.5.23: Toyota Land Cruise	567,670.00
United Kingdom (Gibraltar)	Toyota Gibraltar Stockholdings Ltd.	Ref 6.5.29: Freight	90,830.00
United Kingdom (Gibraltar)	Toyota Gibraltar Stockholdings Ltd.	Ref: DES 95934 Achat de véhi	36,830.00
United Kingdom (Gibraltar)	Toyota Gibraltar Stockholdings Ltd.	Refrigeration equipment	81,110.00
United Kingdom (Gibraltar)	Toyota Gibraltar Stockholdings Ltd.	Toyota - 4WD Hilux pick-up dou	36,560.00
United Kingdom (Gibraltar)	Toyota Gibraltar Stockholdings Ltd.	Toyota - 4WD Hilux Pick-Up Dou	35,420.00
United Kingdom (Gibraltar)	Toyota Gibraltar Stockholdings Ltd.	Toyota - 4WD Land Cruiser Hard	158,040.00
United Kingdom (Gibraltar)	Toyota Gibraltar Stockholdings Ltd.	Toyota - 4WD Land cruiser Hard	121,560.00
United Kingdom (Gibraltar)	Toyota Gibraltar Stockholdings Ltd.	Toyota land cruiser	39,560.00
United Kingdom (Gibraltar)	Toyota Gibraltar Stockholdings Ltd.	Toyota 4WD Hilux pickup double	110,110.00
United Kingdom (Gibraltar)	Toyota Gibraltar Stockholdings Ltd.	Toyota Corolla Vehicles for HO	124,360.00
United Kingdom (Gibraltar)	Toyota Gibraltar Stockholdings Ltd.	TOYOTA HIACE Commuter Bus, 15	36,680.00
United Kingdom (Gibraltar)	Toyota Gibraltar Stockholdings Ltd.	Toyota Hiace Commuter Bus, 15	34,910.00
United Kingdom (Gibraltar)	Toyota Gibraltar Stockholdings Ltd.	Toyota Hiace Commuter Bus, 15	34,410.00
United Kingdom (Gibraltar)	Toyota Gibraltar Stockholdings Ltd.	Toyota Hiace Commuter Bus, 15 Seate	31,690.00
United Kingdom (Gibraltar)	Toyota Gibraltar Stockholdings Ltd.	TOYOTA HILUX 4X4 - IND	31,530.00
United Kingdom (Gibraltar)	Toyota Gibraltar Stockholdings Ltd.	Toyota Hilux Double Cab, 6 seater T	34,090.00
United Kingdom (Gibraltar)	Toyota Gibraltar Stockholdings Ltd.	Toyota Land Cruiser 200 Stati	61,350.00
United Kingdom (Gibraltar)	Toyota Gibraltar Stockholdings Ltd.	Toyota Land Cruiser 200 Stati	53,410.00
United Kingdom (Gibraltar)	Toyota Gibraltar Stockholdings Ltd.	Toyota Land Cruiser - Hardtop	633,260.00
United Kingdom (Gibraltar)	Toyota Gibraltar Stockholdings Ltd.	TOYOTA LAND CRUISER - IND	116,510.00
United Kingdom (Gibraltar)	Toyota Gibraltar Stockholdings Ltd.	Toyota Land Cruiser Prado TX	37,940.00
United Kingdom (Gibraltar)	Toyota Gibraltar Stockholdings Ltd.	Toyota Land Cruiser 76 series	113,540.00

Major Orders for Goods by Agency during 2010 (Orders of \$30,000 or more)

AGENCY			PO value
Location of supplier	Name of supplier	Description of goods (equipment)	USD
UNDP Continued			
United Kingdom (Gibraltar)	Toyota Gibraltar Stockholdings Ltd.	TOYOTA LAND CRUISER GX	32,940.00
United Kingdom (Gibraltar)	Toyota Gibraltar Stockholdings Ltd.	Toyota Land Cruiser Hard Top	177,180.00
United Kingdom (Gibraltar)	Toyota Gibraltar Stockholdings Ltd.	Toyota Land Cruiser -Hard Tops	472,120.00
United Kingdom (Gibraltar)	Toyota Gibraltar Stockholdings Ltd.	Toyota Land Cruiser Hardtop - AMBUL	43,750.00
United Kingdom (Gibraltar)	Toyota Gibraltar Stockholdings Ltd.	Toyota Land Cruiser Hardtop 13 Seat	147,950.00
United Kingdom (Gibraltar)	Toyota Gibraltar Stockholdings Ltd.	Toyota Land Cruiser Hardtop 5	150,100.00
United Kingdom (Gibraltar)	Toyota Gibraltar Stockholdings Ltd.	Toyota Land Cruiser Hardtop 5	100,420.00
United Kingdom (Gibraltar)	Toyota Gibraltar Stockholdings Ltd.	Toyota Land Cruiser Hardtop 5	86,020.00
United Kingdom (Gibraltar)	Toyota Gibraltar Stockholdings Ltd.	TOYOTA LAND CRUISER Hardtop 5	44,650.00
United Kingdom (Gibraltar)	Toyota Gibraltar Stockholdings Ltd.	Toyota Land Cruiser Hardtop, 1	160,590.00
United Kingdom (Gibraltar)	Toyota Gibraltar Stockholdings Ltd.	Toyota Land Cruiser Hardtop, 13	222,130.00
United Kingdom (Gibraltar)	Toyota Gibraltar Stockholdings Ltd.	Toyota Land Cruiser Pick-Up, 3	214,550.00
United Kingdom (Gibraltar)	Toyota Gibraltar Stockholdings Ltd.	TOYOTA LAND CRUISER PRADO GX	31,770.00
United Kingdom (Gibraltar)	Toyota Gibraltar Stockholdings Ltd.	TOYOTA LAND CRUISER PRADO GX,	117,940.00
United Kingdom (Gibraltar)	Toyota Gibraltar Stockholdings Ltd.	Toyota Land Cruiser Prado GX,	92,740.00
United Kingdom (Gibraltar)	Toyota Gibraltar Stockholdings Ltd.	Toyota Land Cruiser Prado GX,	42,580.00
United Kingdom (Gibraltar)	Toyota Gibraltar Stockholdings Ltd.	Toyota Land Cruiser Prado GX,5	37,190.00
United Kingdom (Gibraltar)	Toyota Gibraltar Stockholdings Ltd.	TOYOTA LAND CRUISER PRADO TX Model	45,560.00
United Kingdom (Gibraltar)	Toyota Gibraltar Stockholdings Ltd.	TOYOTA LAND CRUISER PRADO TX,	41,550.00
United Kingdom (Gibraltar)	Toyota Gibraltar Stockholdings Ltd.	Toyota Land Cruiser Prado TX,	40,280.00
United Kingdom (Gibraltar)	Toyota Gibraltar Stockholdings Ltd.	Toyota Land Cruiser Prado TX, 5 doo	82,550.00
United Kingdom (Gibraltar)	Toyota Gibraltar Stockholdings Ltd.	TOYOTA LAND CRUISER PRADO TX, 5 DOO	38,240.00
United Kingdom (Gibraltar)	Toyota Gibraltar Stockholdings Ltd.	Toyota Land Cruiser Prado TXL	91,520.00
United Kingdom (Gibraltar)	Toyota Gibraltar Stockholdings Ltd.	Toyota Land Cruiser Vehicles f	57,960.00
United Kingdom (Gibraltar)	Toyota Gibraltar Stockholdings Ltd.	Toyota Landcruiser Hardtop 5-d	217,340.00
United Kingdom (Gibraltar)	Toyota Gibraltar Stockholdings Ltd.	Toyota Landcruiser Pick-up, 3-	906,970.00
United Kingdom (Gibraltar)	Toyota Gibraltar Stockholdings Ltd.	Toyota Landcruiser Prado TX, 5	83,630.00
United Kingdom (Gibraltar)	Toyota Gibraltar Stockholdings Ltd.	TOYOTA LHD Hilux Double Cabin	30,370.00
United Kingdom (Gibraltar)	Toyota Gibraltar Stockholdings Ltd.	TOYOTA LHD HILUX DOUBLE CABIN S5EAT	30,780.00
United Kingdom (Gibraltar)	Toyota Gibraltar Stockholdings Ltd.	Toyota Mini Bus for El Fasher	35,560.00
United Kingdom (Gibraltar)	Toyota Gibraltar Stockholdings Ltd.	Toyota Mini Bus for El Genina	35,560.00
United Kingdom (Gibraltar)	Toyota Gibraltar Stockholdings Ltd.	Toyota Mini Bus for Nyala Offi	35,560.00
United Kingdom (Gibraltar)	Toyota Gibraltar Stockholdings Ltd.	Toyota Mini Bus for ROL Kassal	35,560.00
United Kingdom (Gibraltar)	Toyota Gibraltar Stockholdings Ltd.	Toyota Prado Model LJ150R-GKME	37,900.00
United Kingdom (Gibraltar)	Toyota Gibraltar Stockholdings Ltd.	Toyota RHD Hilux D/Cabin 6 sea	33,930.00
United Kingdom (Gibraltar)	Toyota Gibraltar Stockholdings Ltd.	Toyota RHD Hilux D/Cabin 6 seater T	30,410.00
United Kingdom (Gibraltar)	Toyota Gibraltar Stockholdings Ltd.	Toyota RHD Hilux Double Cab	64,740.00
United Kingdom (Gibraltar)	Toyota Gibraltar Stockholdings Ltd.	TOYOTA RHD HILUX DOUBLE CAB 6 SEATE	34,400.00
United Kingdom (Gibraltar)	Toyota Gibraltar Stockholdings Ltd.	Toyota, 4WD land Cruiser Hard	80,940.00
United Kingdom (Gibraltar)	Toyota Gibraltar Stockholdings Ltd.	Toyota L/C Hardtop,5 Door, 10	59,680.00
United Kingdom (Gibraltar)	Toyota Gibraltar Stockholdings Ltd.	TWO (2) TOYOTA L, CRUISER PRAD	87,840.00
United Kingdom (Gibraltar)	Toyota Gibraltar Stockholdings Ltd.	TWO (2) VEHICLES TOYOTA HILUX / DBL	51,590.00
United Kingdom (Gibraltar)	Toyota Gibraltar Stockholdings Ltd.	TWO (2) VEHICLES TOYOTA L, CRU	62,210.00
United Kingdom (Gibraltar)	Toyota Gibraltar Stockholdings Ltd.	TWO (2) VEHICLES TOYOTA L, CRUISER	76,410.00
United Kingdom (Gibraltar)	Toyota Gibraltar Stockholdings Ltd.	Vehicle toyota hardtop, 76l fo	36,390.00
United Kingdom (Gibraltar)	Toyota Gibraltar Stockholdings Ltd.	VEHICLE TOYOTA L, CRUISER PRADO TX	38,210.00
United Kingdom (Gibraltar)	Toyota Gibraltar Stockholdings Ltd.	Vehicles, 4WD, hard top	42,430.00
United Kingdom (Gibraltar)	Toyota Gibraltar Stockholdings Ltd.	Vehicles, 4x4 heavy patrol arm	31,090.00
United Kingdom (Gibraltar)	Toyota Gibraltar Stockholdings Ltd.	Vehicles, all terrain	146,970.00
United Kingdom (Gibraltar)	Toyota Gibraltar Stockholdings Ltd.	Vehicles, all terrain	89,510.00
United Kingdom (Gibraltar)	Toyota Gibraltar Stockholdings Ltd.	VEHICULE TOYOTA HILUX DOUBLE C	69,300.00
United Kingdom (Gibraltar)	Toyota Gibraltar Stockholdings Ltd.	Vehicule Toyota1H3 - 4164cc,	39,880.00
United Kingdom (Gibraltar)	TRADE FACTORS OVERSEAS LTD	Toyota Land Cruiser Hardtop, 3	44,430.00
United Kingdom (Gibraltar)	Trade Factors Overseas Ltd	Vehicule Toyota Land Cruiser 2	54,880.00
United States of America	A.K. Office Supplies, LTD	DELL OPTIPLEX 7800T DESKTOP, INTEL	211,420.00
United States of America	A.K. Office Supplies, LTD	OC 000007763 - FM - 00058676 - ADQ	36,320.00
United States of America	Acclinet Corporation	ADQUISICION E INSTALACION DE M	588,220.00
United States of America	ADVIZING IT	27/8 Second payment	40,000.00
United States of America	ADVIZING IT	28/7 Second payment	47,020.00
United States of America	ADVIZING IT	31/5-1st.pay upon sign contrac	42,150.00
United States of America	ADVIZING IT INC	Second payment to Arrowhead Films f	47,020.00
United States of America	ARROWHEAD FILM & VIDEO	ADQUISICION DE 238 SILLAS GERE	39,290.00
United States of America	ARROWHEAD FILM & VIDEO	ADQUISICION DE 238 SILLAS GERENTES	56,130.00
United States of America	ARROWHEAD FILM & VIDEO	Expense Distribution	97,210.00
United States of America	ARROWHEAD FILM & VIDEO	Maquina de fumar linear e rotatória	327,750.00
United States of America	BORGWALDT KC INC.	ADQUISICION E INSTALACION DE MOBILI	842,290.00
United States of America	Broadcast Supply Inc	Cisco products and Telephone/P	86,750.00
United States of America	Bureau Van Dik Electronic Publishing	Cost Sharing UNDP - Purchase o	30,780.00
United States of America	Burton Group Inc	SADC HOUSE TELEPHONE HARDWARE	119,910.00
United States of America	BUSINESS DEVELOPMENT & PLANNING CO INC	3 Años Licencia Osiris	43,400.00
United States of America	BUSINESS DEVELOPMENT & PLANNING CO INC	Burton Group	60,000.00
United States of America	BUSINESS DEVELOPMENT & PLANNING CO INC	Cámara Videogradora	55,960.00
United States of America	BUSINESS DEVELOPMENT & PLANNING CO INC	SEARCH KITS	37,380.00
United States of America	CAMPBELL/HARRIS SECURITY EQUIPMENT CO	Catalyst 3560 24 10/100/1000T	77,880.00
United States of America	CISCO SYSTEMS INC	CISCO	99,730.00
United States of America	Cisco Systems inc	DELL OPTIPLEX 760	45,910.00
United States of America	Cisco Systems Inc	WS-X4548-GB-RJ45V - Catalyst 4	65,210.00
United States of America	Cisco Systems Inc.(C.C.N.P.)	Achat de desktops & Accessoire	76,510.00
United States of America	Cisco Systems Inc.(C.C.N.P.)	CMS softwares for web team	405,030.00
United States of America	Cisco Systems Inc.(C.C.N.P.)	Computer hardware or software	130,540.00
United States of America	Cisco Systems Inc.(C.C.N.P.)	Cutter Consortium	36,000.00
United States of America	CISCO SYSTEMS, INC	CISCO Cat 4503 Switch	63,810.00
United States of America	CISCO SYSTEMS, INC.	Cisco C4506 Switch	31,320.00
United States of America	Cutter Consortium	Latitude E6510 TAA Notebook (2	50,230.00
United States of America	DAY SOFTWARE INC.	OptiPlex 780 Desktops	80,950.00
United States of America	DELL	SERVIDORES DE ALTO RENDIMIENTO	47,660.00
United States of America	DELL	UNDP OFFICE - PAGO CONTRA RECE	57,310.00
United States of America	Dell Federal Systems L.P.	Dynamic Systems	85,590.00
United States of America	DELL MARKETING L.P.	30% - compra computadores	33,420.00
United States of America	Dell Marketing L.P.	AVAMAR 1 TB INCR CAPACITY LICE	43,350.00
United States of America	Dell Marketing L.P.	AVAMAR GEN2 2TB STORAGE NODE (42,000.00
United States of America	DELL MARKETING L.P.	Dell M1000E with 4 Blade Serve	124,460.00
United States of America	Dell Marketing L.P.	EMC	33,150.00
United States of America	DELL MARKETING L.P.	ICT EQUIP FOR AMP ICT UP-GRADE	66,400.00
United States of America	DELL MARKETING L.P.	Inv 97& 98 4&85th AMP sustain	200,000.00
United States of America	DEVELOPMENT GATEWAY FOUNDATION	70% - compra computadores	77,990.00
United States of America	DEVELOPMENT GATEWAY FOUNDATION	Desktop Computer	56,930.00
United States of America	Dynamic Systems Inc.	ENHANCED SOFTWARE SUPPORT	38,920.00
United States of America	EMC CORPORATION	Gartner Group	110,000.00
United States of America	EMC CORPORATION	Laptop Computer	90,700.00
United States of America	EMC CORPORATION	Service via Web	58,530.00
United States of America	EMC CORPORATION	Supply and installation of CCTV equ	166,320.00
United States of America	ENTERPRISE SURVEILLANCE SOLUTIONS GROUP	Soil Automated Cyclic Tri-axia	140,960.00
United States of America	EQUITRADE CORP	ACCESORIO M4345MFP HP 500 SHEET STA	36,180.00
United States of America	FITCH INFORMATION INC.	HP COLOR LASERJET CM3530fs MFP PRIN	38,090.00
United States of America	Gartner Group, Inc.	HP COMPAQ 6000 MT PC v138	119,450.00
United States of America	Geocomp Corporation	HP COMPAQ 6000 MT PC v75	74,680.00
United States of America	HEWLETT PACKARD COMPANY	FACT30585492 12 IMPRESORAS	55,210.00
United States of America	HEWLETT PACKARD COMPANY	HP COMPAQ S1922 18.5 INCH LCD MONIT	32,120.00
United States of America	HEWLETT PACKARD COMPANY	HP LASERJET 9050dn PRINTER	338,830.00
United States of America	HEWLETT PACKARD COMPANY	HP LASERJET M4345x MFP PRINTER	306,870.00
United States of America	HEWLETT PACKARD COMPANY	HP LASERJET M5035x MFP PRINTER	165,790.00
United States of America	HEWLETT PACKARD COMPANY	OC4671 FC6752/5258/3380/3032/8	389,320.00
United States of America	HEWLETT PACKARD COMPANY	PROYECTO PNUD-COL 39703 EQUIPO	378,000.00
United States of America	HEWLETT PACKARD COMPANY	PS46852 SENACYT- PARA LA ADQUI	62,600.00
United States of America	HEWLETT PACKARD COMPANY	PS46852 SENACYT- PARA LA ADQUISICIO	74,700.00
United States of America	HEWLETT PACKARD COMPANY	SERVIDOR EN CLUSTER, SEGUN COTIZACI	67,890.00
United States of America	HEWLETT PACKARD COMPANY	VSAT for Ramadi and Basrah, Su	97,180.00
United States of America	Hewlett Packard Latin America	Immune Ferment Analyser (IFA)	60,000.00
United States of America	Hewlett Packard Latin America	LAPTOPS	161,740.00
United States of America	Hewlett Packard Latin America	UN communication kits and fold	41,380.00

Major Orders for Goods by Agency during 2010 (Orders of \$30,000 or more)

AGENCY			PO value
Location of supplier	Name of supplier	Description of goods (equipment)	USD
UNDP Continued			
United States of America	ICS Technologies, Inc.	DELL POWEREDGE T710 Server	43,290.00
United States of America	JULIE PUDLOWSKI	GPS Receivers - Garmin Nuvi 14	50,740.00
United States of America	LIFE@SCIENCE LTD	GPS Receivers - Garmin Nuvi 1450	51,100.00
United States of America	LTA Advizing IT (USA & Denmark Branch)	LEXUS 2010 Model RX 450h AWD H	35,900.00
United States of America	LTA Planson International Corporation	Crosshole/Downhole Seismic sys	45,500.00
United States of America	Massapequa Imports LTD	ADQUISICION DE 100 GPS MARCA TRIMBL	177,740.00
United States of America	MONTECITO COMPANY LLC	ADQUISICION DE 100 GPS MARCA T	124,420.00
United States of America	MONTECITO COMPANY LLC	ARG/06/009-INV 144287	75,000.00
United States of America	Olson Instruments, Inc	Achat des équipements IT	39,410.00
United States of America	PHILIPS MEDICAL SYSTEMS EXPORT INC	FRET ET ASSURANCE	59,920.00
United States of America	Planson International Corporation	15% UPON SIGNATURE OF THE PURC	44,440.00
United States of America	Planson International Corporation	AIR FREIGHT AND INSURANCE	54,070.00
United States of America	Planson International Corporation	COL38433 ADQUISICION DE EQUIPOS	121,150.00
United States of America	Planson International Corporation	DESKTOP - DELL OPTIPLEX 780 MI	89,800.00
United States of America	Planson International Corporation	Ferro scan -02 units	51,270.00
United States of America	Planson International Corporation	IMPRIMANTE LIGNE RAPIDE	51,000.00
United States of America	Planson International Corporation	IT EQUIPMENT BAGHDAD PILOT COURT	137,890.00
United States of America	Planson International Corporation	IT EQUIPMENT BASRAH	132,690.00
United States of America	Planson International Corporation	IT EQUIPMENT ERBIL	137,550.00
United States of America	Planson International Corporation	IT EQUIPMENT HIGHER JUDICIAL COUNCI	36,130.00
United States of America	Planson International Corporation	IT EQUIPMENT MINISTRY OF JUSTICE	346,300.00
United States of America	Planson International Corporation	LAPTOP COMPUTER- DELL LATITUDE	319,280.00
United States of America	Planson International Corporation	Laptop Computers & docking sta	33,780.00
United States of America	Planson International Corporation	Microsoft Office 2007 Professional	49,900.00
United States of America	Planson International Corporation	PC DE BUREAU	255,140.00
United States of America	Planson International Corporation	Procurement of IT equipments for DD	31,770.00
United States of America	Planson International Corporation	Purchase of Desktop computer	53,550.00
United States of America	Planson International Corporation	refrig & freezer	120,040.00
United States of America	Planson International Corporation	RUBANS POUR IMPRIMANTES LIGNES	100,000.00
United States of America	Planson International Corporation	Sistemas de potencia ininterrumpida	61,000.00
United States of America	Planson International Corporation	Supply and Delivery of Dell La	41,130.00
United States of America	RNS Processing	15% UPON SIGNATURE OF THE PURCHASE	44,440.00
United States of America	RTI TECHNOLOGIES INC	20% UPON COMPLETION OF NATIONA	59,250.00
United States of America	Shore Western Manufacturing Inc.	Toyota Land Cruiser Hardtop 5 door1	353,150.00
United States of America	SUNDANZER REFRIGERATION INC	20% UPON COMPLETION OF NATIONAL WEB	59,250.00
United States of America	SYNERGY INTERNATIONAL SYSTEMS, Inc	45% UPON COMPLETION OF ON-LINE	133,320.00
United States of America	SYNERGY INTERNATIONAL SYSTEMS, Inc	45% UPON COMPLETION OF ON-LINE CORE	133,320.00
United States of America	SYNERGY INTERNATIONAL SYSTEMS, Inc	Electric Seismic Shake Table-	232,000.00
United States of America	SYNERGY INTERNATIONAL SYSTEMS, Inc	Lease for 1 January 2009 - 31	141,120.00
United States of America	SYNERGY INTERNATIONAL SYSTEMS, Inc	PICK-UPDOUBLE CABINE 4X4	42,400.00
United States of America	SYNERGY INTERNATIONAL SYSTEMS, Inc	Sub-total price per unit	52,620.00
United States of America	TGI Office Automation	COM-PREVENTION- Behavior Chan	322,500.00
United States of America	UNICEF	COMPRA DE EQUIPO	33,020.00
United States of America	UNICEF	SOFTWARE / CAPACITACION	44,610.00
United States of America	VSGI-Visual Systems Group, Inc.	SERVIDORES Y UPS	143,680.00
Uruguay	IDEASOFT URUGUAY S.R.L.	85% prepayment for developing of Ci	34,560.00
Uruguay	IDEASOFT URUGUAY S.R.L.	URU/02/018-352-109	96,530.00
Uruguay	URUDATA S.A.	Interface de reproducción de docum	48,960.00
Uruguay	URUDATA S.A.	MATERIAL DE OFICINA FACT 003	30,390.00
Uruguay	URUDATA S.A.	SUMINISTRO DEL SISTEMA DE DETE	48,620.00
Uzbekistan	'Boston Texnologiya' LLC	ADQUISICION, INSTALACION Y PUESTA E	148,010.00
Venezuela	GRUPO HARDWELL TECHNOLOGIES, C.A	INSTALACION DE MOBILIARIO MODULAR P	223,260.00
Venezuela	INVERSIONES DAVID AND JOSEPH, C.A.	MODULO DE SOFTWARE ESTADISTICO	97,130.00
Venezuela	JVR Computacion	ADQUISICION, INSTALACION Y PUE	141,680.00
Venezuela	MEGA IMPORT SUPPLY, C.A.	ADQUISICION, INSTALACION Y PUESTA E	202,400.00
Venezuela	MODUSISTEMA, C.A.	SONIDO CONCIERTO 18.09.10	101,540.00
Venezuela	SETI SOLUCIONES EMPRESARIALES DE	ADQUISICION E INSTALACION DE M	107,220.00
Venezuela	SETRONIX C.A.	ADQUISICION E INSTALACION DE MOBILI	183,750.00
Venezuela	SETRONIX C.A.	IMPRESION DE 600 EJEMPLARES EN VERS	32,390.00
Venezuela	SINERGIA TOTAL C.A.	19 Laptops for UNDP office	30,150.00
Venezuela	SISTEMAS MODULARES DIVIDA C.A.	FRQ1 2010 72639-JP HAI II DAH	237,610.00
Venezuela	SISTEMAS MODULARES DIVIDA C.A.	FRQ2 2010 72639-JP HAI II DAH	38,560.00
Venezuela	TEMATICA ARTES GRAFICAS, C.A.	FRQ1 2010 72621 JP HEALTH	133,580.00
Vietnam	CTY TNHH HE THONG THONG TIN FSE-FPT	FRQ2 2010 72621 JP HEALTH	178,480.00
Vietnam	CUC THU Y	FRQ3 2010 72621 JP HEALTH	119,950.00
Vietnam	CUC THU Y	Req2305 Air ambulance evacuati	30,190.00
Vietnam	DU AN PHONG CHONG DAI DICH CUM O NGUOI	Fertilizer Triple Super Phosph	42,460.00
Vietnam	DU AN PHONG CHONG DAI DICH CUM O NGUOI	Inverters	30,880.00
Vietnam	DU AN PHONG CHONG DAI DICH CUM O NGUOI	Procurement of reagents, test syste	89,790.00
Vietnam	HANOI FAMILY MEDICAL PRACTICE	Fertilizer UREA 46%	54,690.00
Virgin Islands (British)	KLINOM HOLDING LTD	Food Supplies (Fresh Food)	48,370.00
Virgin Islands (British)	LETCOVE HOLDINGS LTD	Toyota CAMRY GI Sedan 2010	40,000.00
Yemen	AL-AMANA AGRICULTURE CENTER	Generators, diesel - Spares and Tra	190,290.00
Yemen	AL-AMANA AGRICULTURE CENTER	Laptop Latitude E4300	41,400.00
Yemen	AL-MAJD ESTABLISHMENT	LABORATORY EQUIPMENT and consu	114,270.00
Yemen	Automotive Machinery Trading Center	Telephone systems	34,950.00
Yemen	Computer Engineering World	Jun.10 FR 57560-4000	119,360.00
Yemen	EAGLE SCIENTIFIC Ltd	Mar.10 FR 57560-04000	131,460.00
Yemen	MAM International Corp.	Sep.10 FR 57560-4000	191,940.00
Yemen	MINE ACTION PROJECT	50% payment upon delivery of a	34,960.00
Yemen	MINE ACTION PROJECT	Inv 036 50% intermediary data	44,060.00
Yemen	MINE ACTION PROJECT	Nissan Petrol station wagon 4W	30,750.00
Yemen	MINE ACTION PROJECT	Nissan Tida Sedan	30,600.00
Yemen	The Tehama Trading Company	Inv 037 computer + acce	65,210.00
Yemen	The Tehama Trading Company	Inv 039 bal intermediary data	44,060.00
Zambia	BRINGCOM ZAMBIA LIMITED	Inv 329 50% data conversion	61,610.00
Zambia	CROYDON IT SOLUTIONS LIMITED	Expense Distribution	383,020.00
Zambia	CROYDON IT SOLUTIONS LIMITED	Inv 335 bal data conversion	30,810.00
Zambia	CROYDON IT SOLUTIONS LIMITED	Oracle data base internet	35,580.00
Zambia	POSBASE TECHNOLOGY (Z) LIMITED	Deltamethrine-4000kg	116,000.00
Zambia	POSBASE TECHNOLOGY (Z) LIMITED	Ladies dark brown checked dres	98,260.00
Zambia	RPC Data Zambia	Act 3.4.2 Bags	40,180.00
Zambia	TECHNET LTD	1.56Stationery purchase	58,880.00
Zimbabwe	CHEMPLEX CORPORATION	1.96h, procure 22 UPS	39,680.00
Zimbabwe	KINGSPORT INVESTMENTS	ACT2.6.3.2 Laboratory and Glassware	47,200.00
Zimbabwe	Kithra Enterprises	Activity R8, HIV 6.1.2.9 Desk	58,690.00
Zimbabwe	NATIONAL AIDS COUNCIL- GLOBAL FUND	Activity R8, HSS 32 Desktops	70,080.00
Zimbabwe	NATIONAL AIDS COUNCIL- GLOBAL FUND	Activity R8, TB 1.2.3.24 Desk	98,990.00
Zimbabwe	NITRAF PVT LTD	Activity R8, TB 1.2.3.25 Print	31,190.00
Zimbabwe	Regal Systems	ACT 22 Procure Cellphone Nokia 7230	236,400.00
Zimbabwe	Regal Systems	ACT 24 Solar Chargers	52,200.00
Zimbabwe	Regal Systems	Activity 1.96, UPS, Rack-mount	31,670.00
Zimbabwe	Regal Systems	Activity R8.M 6.5.18 Laptops	34,770.00
UNECA			
CYPRUS	INFOTREND COMPANY LTD	Communications Equipment	34,944.00
CYPRUS	INFOTREND COMPANY LTD	Electrical Equipment	31,174.83
CYPRUS	INFOTREND COMPANY LTD	Kitchen & Cafeteria Suplies/ Cutlery	39,136.00
DENMARK	DANOFFICE Pic	Computer Hardware	247,625.00
DENMARK	DANOFFICE Pic	Computer Hardware	332,688.00
DENMARK	DANOFFICE Pic	Computer Supplies	47,389.80
DENMARK	PETER JUSTESEN	Electrical Equipment	58,443.00
DENMARK	United Nations Office For Pro	Vehicles	35,876.00
ETHIOPIA	COMPUTER REVOLUTION AFRICA	Computer Software	54,815.12
ETHIOPIA	DSCOPE	Banners/ Flags/ Logos	35,252.63
ETHIOPIA	MFI OFFICE SOLUTIONS	Office Supplies & Statory	40,102.24
ETHIOPIA	MONO 2000 ADVERTISING SERVICES PLC	Banners/ Flags/ Logos	36,450.10
FRANCE	BIOMERIEUX	Medical Equipment	42,126.69
FRANCE	BIOMERIEUX	Medical Equipment	42,126.69
ITALY	A BELLOMI S R L	Office Supplies & Statory	216,342.07
ITALY	BYTES DOCUMENT SOLUTIONS/ALTRON FINANCE PTY LTD	Photocopiers	49,140.00
ITALY	SCHINDLER LIFT (SA) (PTY) LTD	Electrical Equipment	72,155.10

Major Orders for Goods by Agency during 2010 (Orders of \$30,000 or more)

AGENCY			PO value
Location of supplier	Name of supplier	Description of goods (equipment)	USD
UNECA Continued			
UNITED KINGDOM	MOTOROLA	Communications Equipment	35,123.51
UNITED KINGDOM	SHEARGOLD LTD	Computer Supplies	103,255.00
UNITED KINGDOM	WINCHESTER PROCUREMENT LIMITE	Printing and Publishing Supplies	35,128.80
UNITED KINGDOM	WINCHESTER PROCUREMENT LIMITE	Printing and Publishing Supplies	72,934.41
United States of America	ASTROPHYSICS INC	Electrical Equipment	64,750.00
United States of America	Cisco Systems, Inc.	Computer Hardware	220,472.00
United States of America	CITRIX SYSTEMS INC	Computer Supplies	153,016.80
United States of America	IVCI (INTERNATIONAL VIDEO CONFERENCING INC.)	Communications Equipment	42,253.50
United States of America	PLANSON INTERNATIONAL CORP.	Printing and Publishing equipment	33,884.00
UNFPA			
Afghanistan	CARTRIDGE GLOBE IT SERVICES	IT Supplies	96,036.59
Afghanistan	CARTRIDGE GLOBE IT SERVICES	IT Supplies	89,782.94
Afghanistan	KAMRAN BROTHERS STRENGTHS LIMITED	Reproductive Health Kits	34,001.71
Afghanistan	Liwai Limited Kabul-Afghanista	IT Supplies	76,172.97
Afghanistan	TONDAR LOGISTIC LTD	Transportation equipment Other	35,386.88
Angola	MÉDICOS COM AFRICA CUAMM	Office Supplies	107,420.00
Angola	MÉDICOS COM AFRICA CUAMM	Office Supplies	40,500.00
Bangladesh	DEVNET LIMITED	Other Equipment electrical	81,548.75
Bangladesh	DEVNET LIMITED	Other Equipment electrical	81,548.75
Bangladesh	SAMIHA TRADE INTERNATIONAL LTD	Office Supplies	117,500.00
Belgium	PFIZER ENTERPRISES SARL	Injectable Contraceptives	38,500.00
Belgium	SASMAR LIMITED	Lubricants	31,970.31
Burkina Faso	SOCIETE DISTRILAB IMPORT-EXPORT	Antiseptics	37,921.70
Cambodia	ANANA COMPUTER CO., LTD	Laptops	30,450.00
Central African Republic	TOTAL CENTRAFRIQUE	Rental Office Equipment	34,825.93
Chile	DISTRIBUIDORA DEL PACIFICO S A	Reproductive Health Kits	45,707.33
China	Beijing Nuo Ran De Li Tech&Trading	Reproductive Health Kits	51,892.68
China	Beijing Nuo Ran De Li Tech&Trading	Reproductive Health Kits	238,734.11
China	CHINA NATIONAL MEDICAL EQUIPMENT	Medical Supplies	41,360.00
China	GUILIN LATEX FACTORY	Art work & Packaging RH Comm	63,900.00
China	GUILIN LATEX FACTORY	Condoms	39,823.50
China	GUILIN LATEX FACTORY	Condoms	100,572.00
China	GUILIN LATEX FACTORY	Condoms	120,513.00
China	GUILIN LATEX FACTORY	Condoms	39,823.50
China	GUILIN LATEX FACTORY	Condoms	355,000.00
China	GUILIN LATEX FACTORY	Condoms	312,400.00
China	GUILIN LATEX FACTORY	Condoms	511,200.00
China	GUILIN LATEX FACTORY	Condoms	681,600.00
China	GUILIN LATEX FACTORY	Condoms	766,800.00
China	GUILIN LATEX FACTORY	Condoms	752,600.00
China	GUILIN LATEX FACTORY	Condoms	170,400.00
China	GUILIN LATEX FACTORY	Condoms	170,400.00
China	GUILIN LATEX FACTORY	Condoms	264,120.00
China	GUILIN LATEX FACTORY	Condoms	42,975.00
China	GUILIN LATEX FACTORY	Condoms	69,160.73
China	GUILIN LATEX FACTORY	Condoms	34,387.71
China	GUILIN LATEX FACTORY	Condoms	138,368.41
China	GUILIN LATEX FACTORY	Condoms	111,265.00
China	GUILIN LATEX FACTORY	Condoms	239,743.20
China	GUILIN LATEX FACTORY	Condoms	49,851.00
China	GUILIN LATEX FACTORY	Condoms	70,192.50
China	Peak International Trade (Tianjin) Co.	Acquisition of Communic Equip	81,120.00
China	Peak International Trade (Tianjin) Co.	Medical Electrical Equipment	145,991.90
China	Peak International Trade (Tianjin) Co.	Medical Supplies	82,119.44
China	Peak International Trade (Tianjin) Co.	Medical Supplies	38,095.24
China	Peak International Trade (Tianjin) Co.	Medical&Surgical Instruments	45,578.23
China	QINGDAO DOUBLE BUTTERFLY GROUP CO. LTD	Condoms	204,450.00
China	QINGDAO DOUBLE BUTTERFLY GROUP CO. LTD	Condoms	295,800.00
China	QINGDAO DOUBLE BUTTERFLY GROUP CO. LTD	Condoms	369,750.00
China	QINGDAO DOUBLE BUTTERFLY GROUP CO. LTD	Condoms	302,084.30
China	QINGDAO DOUBLE BUTTERFLY GROUP CO. LTD	Condoms	290,000.00
China	QINGDAO DOUBLE BUTTERFLY GROUP CO. LTD	Condoms	99,382.00
China	QINGDAO DOUBLE BUTTERFLY GROUP CO. LTD	Condoms	217,000.00
China	QINGDAO DOUBLE BUTTERFLY GROUP CO. LTD	Condoms	355,250.00
China	QINGDAO DOUBLE BUTTERFLY GROUP CO. LTD	Condoms	369,750.00
China	QINGDAO DOUBLE BUTTERFLY GROUP CO. LTD	Condoms	290,000.00
China	QINGDAO DOUBLE BUTTERFLY GROUP CO. LTD	Condoms	116,000.00
China	QINGDAO DOUBLE BUTTERFLY GROUP CO. LTD	Condoms	295,000.00
China	QINGDAO DOUBLE BUTTERFLY GROUP CO. LTD	Condoms	59,000.00
China	QINGDAO DOUBLE BUTTERFLY GROUP CO. LTD	Condoms	295,000.00
China	QINGDAO DOUBLE BUTTERFLY GROUP CO. LTD	Condoms	104,125.00
China	QINGDAO DOUBLE BUTTERFLY GROUP CO. LTD	Condoms	725,000.00
China	QINGDAO DOUBLE BUTTERFLY GROUP CO. LTD	Condoms	580,000.00
China	TIANJIN HUMAN-CARE LATEX CORPORATION	Condoms	142,500.00
China	TIANJIN HUMAN-CARE LATEX CORPORATION	Condoms	142,500.00
China	TIANJIN HUMAN-CARE LATEX CORPORATION	Condoms	296,970.00
China	TIANJIN HUMAN-CARE LATEX CORPORATION	Condoms	296,970.00
China	TIANJIN HUMAN-CARE LATEX CORPORATION	Condoms	296,970.00
China	TIANJIN HUMAN-CARE LATEX CORPORATION	Condoms	190,950.00
China	TIANJIN HUMAN-CARE LATEX CORPORATION	Condoms	256,500.00
China	TIANJIN HUMAN-CARE LATEX CORPORATION	Condoms	156,750.00
China	TIANJIN HUMAN-CARE LATEX CORPORATION	Condoms	156,750.00
China	TIANJIN HUMAN-CARE LATEX CORPORATION	Condoms	156,750.00
China	TIANJIN HUMAN-CARE LATEX CORPORATION	Condoms	129,105.00
China	TIANJIN HUMAN-CARE LATEX CORPORATION	Condoms	285,000.00
China	TIANJIN MEDICINES & HEALTH PRODUCTS	Other Pharmaceuticals	57,937.50
China	ZHEJIANG MEDICINES&HEALTH PRODUCTS	Other Pharmaceuticals	53,600.00
Colombia	DELL MARKETING L.P.	Desktops	52,321.50
Colombia	DELL MARKETING L.P.	Desktops	52,321.50
Colombia	DELL MARKETING L.P.	Desktops	34,503.00
Colombia	DELL MARKETING L.P.	IT Supplies	52,754.00
Colombia	DELL MARKETING L.P.	Laptops	32,673.78
Colombia	DELL MARKETING L.P.	Laptops	39,597.50
Colombia	DELL MARKETING L.P.	Servers	47,776.92
Congo, Democratic Republic	ESSOR EQUIPEMENTS	Hospital Equipment & Furniture	112,200.00
Congo, Democratic Republic	ESSOR EQUIPEMENTS	Hospital Equipment & Furniture	127,500.00
Congo, Democratic Republic	MALTESER INTERNATIONAL	Med. Diagnostic Equip&Supplies	64,519.00
Congo, Republic of the	CNLS-CONGO	Publications and books	78,400.00
Congo, Republic of the	SARL EQUIPEMENT MEDICAL SANTE	Hospital Equipment & Furniture	34,465.88
Denmark	ADVIZING IT LTD	Desktops	32,828.00
Denmark	ADVIZING IT LTD	Desktops	37,167.60
Denmark	ADVIZING IT LTD	IT Supplies	54,460.00
Denmark	ADVIZING IT LTD	Laptops	45,179.10
Denmark	DAN:OFFICE	Publications and books	54,025.64
Denmark	DAN:Office	Servers	31,500.00
Denmark	DANOFFICE TRADING	Laptops	43,974.36
Denmark	UNICEF SUPPLY DIVISION	Med. Diagnostic Equip&Supplies	95,927.74
Denmark	UNICEF SUPPLY DIVISION	Medical Electrical Equipment	40,434.35
Denmark	UNICEF SUPPLY DIVISION	Medical Electrical Equipment	39,978.00
Denmark	UNICEF SUPPLY DIVISION	Medical Kits	42,000.00
Denmark	UNICEF SUPPLY DIVISION	Medical Supplies	106,288.00
Denmark	UNICEF SUPPLY DIVISION	Medical Supplies	32,233.34
Denmark	UNOPS	Bus	46,208.96
Denmark	UNOPS	Hospital Equipment & Furniture	65,932.64
Denmark	UNOPS	Hospital Equipment & Furniture	65,932.64
Denmark	UNOPS	Hospital Equipment & Furniture	98,898.96
Denmark	UNOPS	Hospital Equipment & Furniture	98,898.96
Denmark	UNOPS	Hospital Equipment & Furniture	329,663.20
Denmark	UNOPS	Hospital Equipment & Furniture	31,550.74
Denmark	UNOPS	Hospital Equipment & Furniture	45,510.78
Denmark	UNOPS	Medical Supplies	35,698.19

Major Orders for Goods by Agency during 2010 (Orders of \$30,000 or more)

AGENCY			PO value
Location of supplier	Name of supplier	Description of goods (equipment)	USD
UNFPA Continued			
Denmark	UNOPS	Motorcycle	43,127.85
Denmark	UNOPS	Motorcycle	43,127.85
Denmark	UNOPS	Motorcycle	47,117.93
Denmark	UNOPS	Motorcycle	32,429.19
Denmark	UNOPS	Motorcycle	37,834.06
Denmark	UNOPS	Motorcycle	129,176.00
Denmark	UNOPS	Office Supplies	56,414.55
Denmark	UNOPS	Programme vehicle	37,186.54
Denmark	UNOPS	Programme vehicle	54,190.74
Denmark	UNOPS	Programme vehicle	54,190.74
Denmark	UNOPS	Programme vehicle	54,190.74
Denmark	UNOPS	Programme vehicle	54,190.74
Denmark	UNOPS	Programme vehicle	35,510.75
Denmark	UNOPS	Programme vehicle	35,510.75
Denmark	UNOPS	Programme vehicle	44,914.98
Denmark	UNOPS	Programme vehicle	54,246.80
Denmark	UNOPS	Programme vehicle	108,493.59
Denmark	UNOPS	Programme vehicle	76,160.26
Denmark	UNOPS	Programme vehicle	37,931.75
Denmark	UNOPS	Programme vehicle	38,186.42
Denmark	UNOPS	Programme vehicle	35,014.56
Denmark	UNOPS	Programme vehicle	49,758.56
Denmark	UNOPS	Programme vehicle	34,238.09
Denmark	UNOPS	Programme vehicle	53,140.75
Denmark	UNOPS	Programme vehicle	43,366.09
Denmark	UNOPS	Programme vehicle	43,366.09
Denmark	UNOPS	Programme vehicle	34,752.78
Denmark	UNOPS	Programme vehicle	47,910.09
Denmark	UNOPS	Programme vehicle	194,918.84
Denmark	UNOPS	Programme vehicle	38,983.77
Denmark	UNOPS	Programme vehicle	38,983.77
Denmark	UNOPS	Programme vehicle	31,905.27
Denmark	UNOPS	Programme vehicle	55,865.23
Denmark	UNOPS	Programme vehicle	60,922.47
Denmark	UNOPS	Programme vehicle	34,434.62
Denmark	UNOPS	Programme vehicle	34,434.62
Denmark	UNOPS	Programme vehicle	34,907.47
Denmark	UNOPS	Programme vehicle	59,908.95
Denmark	UNOPS	Programme vehicle	59,846.35
Denmark	UNOPS	Programme vehicle	30,780.66
Denmark	UNOPS	Programme vehicle	50,698.93
Denmark	UNOPS	Programme vehicle	40,413.35
Denmark	UNOPS	Programme vehicle	196,133.48
Denmark	UNOPS	Programme vehicle	37,347.15
Denmark	UNOPS	Programme vehicle	46,677.36
Denmark	UNOPS	Programme vehicle	46,907.83
Denmark	UNOPS	Programme vehicle	30,469.48
Denmark	UNOPS	Programme vehicle	47,640.59
Denmark	UNOPS	Representational Vehicle	33,154.36
Denmark	UNOPS	Representational Vehicle	31,192.54
Denmark	UNOPS	Representational Vehicle	33,424.84
Denmark	UNOPS	Security Vehicle/Armored	216,117.20
Denmark	UNOPS	Security Vehicle/Armored	353,032.50
Denmark	UNOPS	Security Vehicle/Armored	54,093.44
Denmark	UNOPS	Transportation equipment Other	30,468.88
Denmark	UNOPS	Transportation equipment Other	32,679.16
Denmark	UNOPS	Transportation equipment Other	32,796.56
Denmark	UNOPS	Transportation equipment Other	54,660.93
Denmark	UNOPS	Transportation equipment Other	34,781.44
Denmark	UNOPS	Transportation equipment Other	41,616.55
Denmark	UNOPS	Transportation equipment Other	57,234.90
Denmark	UNOPS	Transportation equipment Other	63,519.11
Denmark	UNOPS	Transportation equipment Other	31,759.55
Denmark	UNOPS	Transportation equipment Other	63,519.11
Denmark	UNOPS	Transportation equipment Other	35,362.30
Denmark	UNOPS	Transportation equipment Other	46,447.76
Denmark	UNOPS	Transportation equipment Other	30,209.00
Denmark	UNOPS	Transportation equipment Other	60,418.00
Denmark	UNOPS	Transportation equipment Other	30,209.00
Denmark	UNOPS	Transportation equipment Other	60,418.00
Denmark	UNOPS	Transportation equipment Other	36,753.05
Denmark	UNOPS	Transportation equipment Other	37,302.51
Denmark	UNOPS	Transportation equipment Other	55,796.04
Denmark	UNOPS	Transportation equipment Other	39,644.99
Denmark	UNOPS	Transportation equipment Other	70,704.13
Denmark	UNOPS	Transportation equipment Other	63,710.40
Denmark	UNOPS	Transportation equipment Other	156,152.48
Denmark	UNOPS	Transportation equipment Other	468,457.43
Denmark	UNOPS	Transportation equipment Other	62,515.88
Denmark	UNOPS	Transportation equipment Other	55,834.31
Denmark	UNOPS	Transportation equipment Other	30,553.45
Denmark	UNOPS	Transportation equipment Other	30,553.45
Denmark	UNOPS	Transportation equipment Other	30,553.45
Denmark	UNOPS	Transportation equipment Other	35,789.85
Denmark	UNOPS	Transportation equipment Other	33,734.69
Denmark	UNOPS	Transportation equipment Other	36,712.00
Denmark	UNOPS	Transportation equipment Other	46,103.47
Denmark	UNOPS	Transportation equipment Other	40,177.11
Denmark	UNOPS	Truck	131,951.02
Denmark	UNOPS	Truck	352,931.94
Denmark	UNOPS	Truck	32,100.00
Denmark	UNOPS	Truck	117,486.00
Denmark	UNOPS	Truck	210,195.17
Denmark	UNOPS	Truck	112,707.50
Denmark	UNOPS	Truck	34,540.68
Denmark	UNOPS	Truck	135,102.24
Dominican Republic	COLCHONERIA LA NACIONAL	Office Supplies	66,455.70
Dominican Republic	DELTA COMERCIAL, C. POR A.	Programme vehicle	35,888.01
Dominican Republic	DELTA COMERCIAL, C. POR A.	Programme vehicle	31,074.17
Dominican Republic	DELTA COMERCIAL, C. POR A.	Programme vehicle	35,888.01
Ecuador	TOYOCOMERCIAL S A	Programme vehicle	57,000.00
Finland	BAYER SCHERING PHARMA OY	Subdermal Implants	37,500.00
Finland	BAYER SCHERING PHARMA OY	Subdermal Implants	100,000.00
Finland	BAYER SCHERING PHARMA OY	Subdermal Implants	122,500.00
Finland	BAYER SCHERING PHARMA OY	Subdermal Implants	125,000.00
Finland	BAYER SCHERING PHARMA OY	Subdermal Implants	65,000.00
Finland	BAYER SCHERING PHARMA OY	Subdermal Implants	62,500.00
Finland	BAYER SCHERING PHARMA OY	Subdermal Implants	1,232,700.00
Finland	BAYER SCHERING PHARMA OY	Subdermal Implants	42,000.00
Finland	BAYER SCHERING PHARMA OY	Subdermal Implants	195,000.00
Finland	BAYER SCHERING PHARMA OY	Subdermal Implants	92,500.00
Finland	BAYER SCHERING PHARMA OY	Subdermal Implants	160,000.00
Finland	BAYER SCHERING PHARMA OY	Subdermal Implants	250,000.00
Finland	BAYER SCHERING PHARMA OY	Subdermal Implants	250,000.00
Finland	BAYER SCHERING PHARMA OY	Subdermal Implants	250,000.00
Finland	BAYER SCHERING PHARMA OY	Subdermal Implants	826,500.00
Finland	BAYER SCHERING PHARMA OY	Subdermal Implants	90,300.00
Finland	BAYER SCHERING PHARMA OY	Subdermal Implants	420,000.00
Finland	BAYER SCHERING PHARMA OY	Subdermal Implants	105,000.00
Finland	BAYER SCHERING PHARMA OY	Subdermal Implants	1,470,000.00
Finland	BAYER SCHERING PHARMA OY	Subdermal Implants	195,300.00

Major Orders for Goods by Agency during 2010 (Orders of \$30,000 or more)

AGENCY			PO value
Location of supplier	Name of supplier	Description of goods (equipment)	USD
UNFPA Continued			
Finland	BAYER SCHERING PHARMA OY	Subdermal Implants	462,000.00
Finland	BAYER SCHERING PHARMA OY	Subdermal Implants	789,600.00
Finland	BAYER SCHERING PHARMA OY	Subdermal Implants	315,000.00
Finland	BAYER SCHERING PHARMA OY	Subdermal Implants	31,500.00
Finland	BAYER SCHERING PHARMA OY	Subdermal Implants	210,000.00
Finland	BAYER SCHERING PHARMA OY	Subdermal Implants	121,800.00
Finland	BAYER SCHERING PHARMA OY	Subdermal Implants	1,050,000.00
Finland	BAYER SCHERING PHARMA OY	Subdermal Implants	808,500.00
Finland	BAYER SCHERING PHARMA OY	Subdermal Implants	287,700.00
Finland	BAYER SCHERING PHARMA OY	Subdermal Implants	105,000.00
Finland	BAYER SCHERING PHARMA OY	Subdermal Implants	105,000.00
Finland	BAYER SCHERING PHARMA OY	Subdermal Implants	31,500.00
Finland	BAYER SCHERING PHARMA OY	Subdermal Implants	105,000.00
Finland	BAYER SCHERING PHARMA OY	Subdermal Implants	348,600.00
Finland	BAYER SCHERING PHARMA OY	Subdermal Implants	361,200.00
Finland	BAYER SCHERING PHARMA OY	Subdermal Implants	31,500.00
Finland	BAYER SCHERING PHARMA OY	Subdermal Implants	42,000.00
Finland	BAYER SCHERING PHARMA OY	Subdermal Implants	105,000.00
Finland	BAYER SCHERING PHARMA OY	Subdermal Implants	42,000.00
Finland	BAYER SCHERING PHARMA OY	Subdermal Implants	84,000.00
Finland	BAYER SCHERING PHARMA OY	Subdermal Implants	184,800.00
Finland	BAYER SCHERING PHARMA OY	Subdermal Implants	31,500.00
Finland	PLANMED OY	Med. Diagnostic Equip&Supplies	192,222.22
Germany	BAYER SCHERING PHARMA AG	Combined Low Dose OC Pills	75,924.00
Germany	BAYER SCHERING PHARMA AG	Combined Low Dose OC Pills	110,722.50
Germany	BAYER SCHERING PHARMA AG	Combined Low Dose OC Pills	62,447.49
Germany	BAYER SCHERING PHARMA AG	Combined Low Dose OC Pills	143,211.65
Germany	BAYER SCHERING PHARMA AG	Combined Low Dose OC Pills	68,260.42
Germany	BAYER SCHERING PHARMA AG	Combined Low Dose OC Pills	47,452.50
Germany	BAYER SCHERING PHARMA AG	Combined Low Dose OC Pills	245,682.20
Germany	BAYER SCHERING PHARMA AG	Combined Low Dose OC Pills	41,125.50
Germany	BAYER SCHERING PHARMA AG	Combined Low Dose OC Pills	237,262.50
Germany	BAYER SCHERING PHARMA AG	Combined Low Dose OC Pills	55,225.22
Germany	BAYER SCHERING PHARMA AG	Combined Low Dose OC Pills	60,739.20
Germany	BAYER SCHERING PHARMA AG	Combined Low Dose OC Pills	164,572.86
Germany	BAYER SCHERING PHARMA AG	Combined Low Dose OC Pills	39,860.10
Germany	BAYER SCHERING PHARMA AG	Combined Low Dose OC Pills	33,216.75
Germany	BAYER SCHERING PHARMA AG	Combined Low Dose OC Pills	164,686.25
Germany	BAYER SCHERING PHARMA AG	Combined Low Dose OC Pills	626,373.00
Germany	BAYER SCHERING PHARMA AG	Combined Low Dose OC Pills	33,406.56
Germany	BAYER SCHERING PHARMA AG	Combined Low Dose OC Pills	158,175.00
Germany	BAYER SCHERING PHARMA AG	Combined Low Dose OC Pills	31,635.00
Germany	BAYER SCHERING PHARMA AG	Combined Low Dose OC Pills	168,520.61
Germany	BAYER SCHERING PHARMA AG	Combined Low Dose OC Pills	41,125.50
Germany	BAYER SCHERING PHARMA AG	Combined Low Dose OC Pills	202,297.50
Germany	BAYER SCHERING PHARMA AG	Combined Low Dose OC Pills	202,297.50
Germany	BAYER SCHERING PHARMA AG	Combined Low Dose OC Pills	36,380.25
Germany	BAYER SCHERING PHARMA AG	Combined Low Dose OC Pills	199,335.50
Germany	BAYER SCHERING PHARMA AG	Combined Low Dose OC Pills	64,852.38
Germany	BAYER SCHERING PHARMA AG	Combined Low Dose OC Pills	918,833.40
Germany	BAYER SCHERING PHARMA AG	Combined Low Dose OC Pills	664,335.00
Germany	BAYER SCHERING PHARMA AG	Combined Low Dose OC Pills	346,210.56
Germany	BAYER SCHERING PHARMA AG	Combined Low Dose OC Pills	164,690.44
Germany	BAYER SCHERING PHARMA AG	Combined Low Dose OC Pills	390,623.78
Germany	BAYER SCHERING PHARMA AG	Combined Low Dose OC Pills	88,578.00
Germany	BAYER SCHERING PHARMA AG	Combined Low Dose OC Pills	158,175.00
Germany	BAYER SCHERING PHARMA AG	Combined Low Dose OC Pills	180,319.50
Germany	BAYER SCHERING PHARMA AG	Combined Low Dose OC Pills	31,635.00
Germany	BAYER SCHERING PHARMA AG	Combined Low Dose OC Pills	227,622.15
Germany	BAYER SCHERING PHARMA AG	Combined Low Dose OC Pills	50,616.63
Germany	BAYER SCHERING PHARMA AG	Combined Low Dose OC Pills	56,310.93
Germany	BAYER SCHERING PHARMA AG	Combined Low Dose OC Pills	138,265.20
Germany	BAYER SCHERING PHARMA AG	Combined Low Dose OC Pills	289,230.00
Germany	BAYER SCHERING PHARMA AG	Combined Low Dose OC Pills	297,906.90
Germany	BAYER SCHERING PHARMA AG	Combined Low Dose OC Pills	56,943.00
Germany	BAYER SCHERING PHARMA AG	Combined Low Dose OC Pills	36,380.25
Germany	BAYER SCHERING PHARMA AG	Combined Low Dose OC Pills	49,350.60
Germany	BAYER SCHERING PHARMA AG	Combined Low Dose OC Pills	195,956.73
Germany	BAYER SCHERING PHARMA AG	Combined Low Dose OC Pills	31,635.00
Germany	BAYER SCHERING PHARMA AG	Combined Low Dose OC Pills	41,125.50
Germany	BAYER SCHERING PHARMA AG	Combined Low Dose OC Pills	63,270.00
Germany	BAYER SCHERING PHARMA AG	Combined Low Dose OC Pills	63,270.00
Germany	BAYER SCHERING PHARMA AG	Combined Low Dose OC Pills	39,544.07
Germany	BAYER SCHERING PHARMA AG	Combined Low Dose OC Pills	98,027.37
Germany	BAYER SCHERING PHARMA AG	Combined Low Dose OC Pills	51,338.86
Germany	BAYER SCHERING PHARMA AG	Combined Low Dose OC Pills	189,810.00
Germany	BAYER SCHERING PHARMA AG	Combined Low Dose OC Pills	63,270.00
Germany	BAYER SCHERING PHARMA AG	Combined Low Dose OC Pills	55,361.25
Germany	BAYER SCHERING PHARMA AG	Combined Low Dose OC Pills	47,452.50
Germany	BAYER SCHERING PHARMA AG	Combined Low Dose OC Pills	79,087.50
Germany	BAYER SCHERING PHARMA AG	Combined Low Dose OC Pills	33,333.00
Germany	BAYER SCHERING PHARMA AG	Combined Low Dose OC Pills	31,635.00
Germany	BAYER SCHERING PHARMA AG	Combined Low Dose OC Pills	39,828.47
Germany	BAYER SCHERING PHARMA AG	Combined Low Dose OC Pills	94,905.00
Germany	BAYER SCHERING PHARMA AG	Combined Low Dose OC Pills	31,635.00
Germany	BAYER SCHERING PHARMA AG	Combined Low Dose OC Pills	306,900.00
Germany	BAYER SCHERING PHARMA AG	Combined Low Dose OC Pills	84,465.45
Germany	BAYER SCHERING PHARMA AG	Injectable Contraceptives	262,200.00
Germany	BAYER SCHERING PHARMA AG	Injectable Contraceptives	98,515.00
Germany	BAYER SCHERING PHARMA AG	Injectable Contraceptives	54,482.40
Germany	BAYER SCHERING PHARMA AG	Injectable Contraceptives	169,833.50
Germany	BAYER SCHERING PHARMA AG	Injectable Contraceptives	57,132.00
Germany	BAYER SCHERING PHARMA AG	Injectable Contraceptives	136,170.00
Germany	BAYER SCHERING PHARMA AG	Injectable Contraceptives	81,557.50
Germany	BAYER SCHERING PHARMA AG	Injectable Contraceptives	237,815.40
Germany	BAYER SCHERING PHARMA AG	Injectable Contraceptives	48,450.00
Germany	BAYER SCHERING PHARMA AG	Injectable Contraceptives	48,300.00
Germany	BAYER SCHERING PHARMA AG	Injectable Contraceptives	458,850.00
Germany	BAYER SCHERING PHARMA AG	Injectable Contraceptives	35,000.00
Germany	BAYER SCHERING PHARMA AG	Injectable Contraceptives	102,258.00
Germany	BAYER SCHERING PHARMA AG	Injectable Contraceptives	46,915.75
Germany	BAYER SCHERING PHARMA AG	Injectable Contraceptives	40,375.00
Germany	BAYER SCHERING PHARMA AG	Injectable Contraceptives	32,706.00
Germany	BAYER SCHERING PHARMA AG	Injectable Contraceptives	65,550.00
Germany	BAYER SCHERING PHARMA AG	Injectable Contraceptives	42,504.00
Germany	BAYER SCHERING PHARMA AG	Injectable Contraceptives	570,101.46
Germany	BAYER SCHERING PHARMA AG	Injectable Contraceptives	51,160.00
Germany	BAYER SCHERING PHARMA AG	Injectable Contraceptives	80,750.00
Germany	BAYER SCHERING PHARMA AG	Injectable Contraceptives	161,500.00
Germany	BAYER SCHERING PHARMA AG	Injectable Contraceptives	127,908.00
Germany	BAYER SCHERING PHARMA AG	Injectable Contraceptives	196,650.00
Germany	BAYER SCHERING PHARMA AG	Injectable Contraceptives	44,462.57
Germany	BAYER SCHERING PHARMA AG	Injectable Contraceptives	72,675.00
Germany	BAYER SCHERING PHARMA AG	Progestagen only Pills	85,513.68
Germany	BAYER SCHERING PHARMA AG	Progestagen only Pills	43,168.07
Germany	BAYER SCHERING PHARMA AG	Progestagen only Pills	153,609.46
Germany	BAYER SCHERING PHARMA AG	Progestagen only Pills	129,234.32
Germany	BAYER SCHERING PHARMA AG	Progestagen only Pills	54,150.43
Germany	BAYER SCHERING PHARMA AG	Progestagen only Pills	273,996.00
Germany	BAYER SCHERING PHARMA AG	Progestagen only Pills	53,063.89
Germany	BAYER SCHERING PHARMA AG	Progestagen only Pills	108,457.50

Major Orders for Goods by Agency during 2010 (Orders of \$30,000 or more)

AGENCY			PO value
Location of supplier	Name of supplier	Description of goods (equipment)	USD
UNFPA Continued			
Germany	BAYER SCHERING PHARMA AG	Progestagen only Pills	178,931.45
Germany	BAYER SCHERING PHARMA AG	Progestagen only Pills	31,966.20
Germany	BAYER SCHERING PHARMA AG	Progestagen only Pills	254,820.00
Germany	BAYER SCHERING PHARMA AG	Progestagen only Pills	260,400.00
Germany	BAYER SCHERING PHARMA AG	Progestagen only Pills	506,599.68
Germany	BAYER SCHERING PHARMA AG	Progestagen only Pills	67,663.60
Germany	BAYER SCHERING PHARMA AG	Progestagen only Pills	86,766.00
Germany	BAYER SCHERING PHARMA AG	Progestagen only Pills	43,402.34
Germany	BAYER SCHERING PHARMA AG	Progestagen only Pills	129,960.00
Germany	BAYER SCHERING PHARMA AG	Progestagen only Pills	43,383.87
Germany	BAYER SCHERING PHARMA AG	Progestagen only Pills	39,273.22
Germany	BAYER SCHERING PHARMA AG	Progestagen only Pills	65,074.50
Germany	BAYER SCHERING PHARMA AG	Subdermal Implants	105,000.00
Germany	FLEISCHHACKER GMBH AND CO. KG	Anaesthesia & Resus. Equip	76,809.16
Germany	FLEISCHHACKER GMBH AND CO. KG	Anaesthesia & Resus. Equip	114,788.12
Germany	FLEISCHHACKER GMBH AND CO. KG	Anaesthesia & Resus. Equip	97,917.62
Germany	FLEISCHHACKER GMBH AND CO. KG	Anaesthesia & Resus. Equip	101,880.56
Germany	FLEISCHHACKER GMBH AND CO. KG	Anaesthesia & Resus. Equip	162,386.12
Germany	FLEISCHHACKER GMBH AND CO. KG	Anaesthesia & Resus. Equip	36,571.43
Germany	FLEISCHHACKER GMBH AND CO. KG	Anaesthesia & Resus. Equip	51,406.75
Germany	FLEISCHHACKER GMBH AND CO. KG	Anatomical Models	36,571.52
Germany	FLEISCHHACKER GMBH AND CO. KG	Anatomical Models	45,224.14
Germany	FLEISCHHACKER GMBH AND CO. KG	Laboratory Equipment	44,241.68
Germany	FLEISCHHACKER GMBH AND CO. KG	Med. Diagnostic Equip&Supplies	45,816.46
Germany	FLEISCHHACKER GMBH AND CO. KG	Med. Diagnostic Equip&Supplies	71,553.18
Germany	FLEISCHHACKER GMBH AND CO. KG	Med. Diagnostic Equip&Supplies	50,809.52
Germany	FLEISCHHACKER GMBH AND CO. KG	Med. Diagnostic Equip&Supplies	61,944.44
Germany	FLEISCHHACKER GMBH AND CO. KG	Med. Diagnostic Equip&Supplies	44,437.17
Germany	FLEISCHHACKER GMBH AND CO. KG	Medical & Surgical Instruments	32,371.47
Germany	FLEISCHHACKER GMBH AND CO. KG	Medical & Surgical Instruments	43,659.47
Germany	FLEISCHHACKER GMBH AND CO. KG	Medical & Surgical Instruments	60,355.78
Germany	FLEISCHHACKER GMBH AND CO. KG	Medical & Surgical Instruments	67,217.28
Germany	FLEISCHHACKER GMBH AND CO. KG	Medical & Surgical Instruments	78,907.24
Germany	FLEISCHHACKER GMBH AND CO. KG	Medical Attire & Linen	106,882.59
Germany	FLEISCHHACKER GMBH AND CO. KG	Medical Electrical Equipment	95,738.53
Germany	FLEISCHHACKER GMBH AND CO. KG	Medical Electrical Equipment	88,310.04
Germany	FLEISCHHACKER GMBH AND CO. KG	Medical Supplies	80,544.22
Germany	FLEISCHHACKER GMBH AND CO. KG	Medical Supplies	55,132.00
Germany	FLEISCHHACKER GMBH AND CO. KG	Publications and books	110,127.63
Germany	HELM PHARMACEUTICALS GMBH	Injectable Contraceptives	271,950.00
Germany	HELM PHARMACEUTICALS GMBH	Injectable Contraceptives	55,680.00
Germany	HELM PHARMACEUTICALS GMBH	Injectable Contraceptives	420,000.00
Germany	HELM PHARMACEUTICALS GMBH	Injectable Contraceptives	64,000.00
Germany	HELM PHARMACEUTICALS GMBH	Injectable Contraceptives	40,000.00
Germany	HELM PHARMACEUTICALS GMBH	Injectable Contraceptives	215,250.00
Germany	HELM PHARMACEUTICALS GMBH	Injectable Contraceptives	32,800.00
Germany	HELM PHARMACEUTICALS GMBH	Injectable Contraceptives	47,600.00
Germany	HELM PHARMACEUTICALS GMBH	Injectable Contraceptives	408,240.00
Germany	HELM PHARMACEUTICALS GMBH	Injectable Contraceptives	105,000.00
Germany	HELM PHARMACEUTICALS GMBH	Injectable Contraceptives	131,250.00
Germany	HELM PHARMACEUTICALS GMBH	Injectable Contraceptives	78,750.00
Germany	HELM PHARMACEUTICALS GMBH	Injectable Contraceptives	315,000.00
Germany	HELM PHARMACEUTICALS GMBH	Injectable Contraceptives	48,000.00
Germany	HELM PHARMACEUTICALS GMBH	Injectable Contraceptives	78,750.00
Germany	HELM PHARMACEUTICALS GMBH	Injectable Contraceptives	939,750.00
Germany	HELM PHARMACEUTICALS GMBH	Injectable Contraceptives	143,200.00
Germany	HELM PHARMACEUTICALS GMBH	Injectable Contraceptives	209,280.00
Germany	HELM PHARMACEUTICALS GMBH	Injectable Contraceptives	384,000.00
Germany	HELM PHARMACEUTICALS GMBH	Injectable Contraceptives	48,000.00
Germany	HELM PHARMACEUTICALS GMBH	Injectable Contraceptives	96,000.00
Germany	HELM PHARMACEUTICALS GMBH	Injectable Contraceptives	64,064.00
Guinea	APPUI AU MOUVEMENT FEMININ	Publications and books	30,937.50
Haiti	AXXIUM	Other Equipment electrical	120,312.50
Haiti	AXXIUM	Other Equipment electrical	48,125.00
Haiti	AXXIUM	Other Equipment electrical	48,125.00
Haiti	SYKRIS S A	Reproductive Health Kits	52,830.19
Haiti	SYKRIS S A	Reproductive Health Kits	42,767.30
Haiti	UNIVERSAL MOTORS S A	Security Vehicle/Armored	33,680.00
Haiti	UNIVERSAL MOTORS S A	Transportation equipment Other	33,680.00
Haiti	UNIVERSAL MOTORS S A	Transportation equipment Other	33,680.00
Honduras	DIMEX MEDICA, S. DE R.L. DE C.V.	Med. Diagnostic Equip&Supplies	30,750.11
Hungary	GEDEON RICHTER plc.	Emergency Contraceptive	62,500.00
Hungary	GEDEON RICHTER plc.	Emergency Contraceptive	162,500.00
India	GOPSONS PAPERS LTD	Transportation equipment Other	56,000.00
India	INDUS MEDICARE LIMITED	Condoms	145,000.00
India	INDUS MEDICARE LIMITED	Condoms	90,625.00
India	INDUS MEDICARE LIMITED	Condoms	101,984.30
India	INDUS MEDICARE LIMITED	Condoms	201,390.50
India	INDUS MEDICARE LIMITED	Condoms	290,000.00
India	INDUS MEDICARE LIMITED	Condoms	46,672.60
India	INDUS MEDICARE LIMITED	Condoms	145,000.00
India	INDUS MEDICARE LIMITED	Condoms	265,500.00
India	INDUS MEDICARE LIMITED	Condoms	259,600.00
India	INDUS MEDICARE LIMITED	Condoms	147,500.00
India	INDUS MEDICARE LIMITED	Condoms	147,500.00
India	INDUS MEDICARE LIMITED	Condoms	41,850.00
India	INDUS MEDICARE LIMITED	Condoms	41,850.00
India	INDUS MEDICARE LIMITED	Condoms	73,750.00
India	PREGNA INTERNATIONAL LIMITED	Intra Uterine Device (IUD)	134,083.50
India	PREGNA INTERNATIONAL LIMITED	Intra Uterine Device (IUD)	31,300.00
India	SMB CORPORATION OF INDIA	Intra Uterine Device (IUD)	123,600.00
India	SMB CORPORATION OF INDIA	Intra Uterine Device (IUD)	278,100.00
India	SMB CORPORATION OF INDIA	Intra Uterine Device (IUD)	39,375.00
India	SMB CORPORATION OF INDIA	Intra Uterine Device (IUD)	32,200.00
India	SURETEX PROPHYLACTICS INDIA LIMITED	Condoms	60,450.00
India	Track Manufacturing Co. PVT. LTD	Medical Kits	43,200.00
India	Track Manufacturing Co. PVT. LTD	Medical Kits	48,600.00
India	Track Manufacturing Co. PVT. LTD	Medical Kits	48,600.00
Indonesia	DAMARUSPANEN UTAMA PT	Medical Supplies	102,330.35
Indonesia	Dharma Polimetal, PT	Hospital Equipment & Furniture	84,840.49
Indonesia	Dharma Polimetal, PT	Hospital Equipment & Furniture	30,704.40
Indonesia	Dharma Polimetal, PT	Hospital Equipment & Furniture	31,045.33
Indonesia	PATRIK CHRISTIANI	Medical Kits	127,483.07
Indonesia	PT. DWITAMA INTERAKSI SELARAS	Medical Supplies	53,950.34
Iran (Islamic Republic Of)	ANDISHEH NARMAFZAR PAYA	Software/Computer Applications	50,000.00
Iran (Islamic Republic Of)	ANDISHEH NARMAFZAR PAYA	Software/Computer Applications	31,914.89
Iran (Islamic Republic Of)	ARVIJ PRINTING COMPANY	Publications and books	43,331.73
Ireland	TRINITY BIOTECH	Diagnostic and Lab. Reagents	343,109.10
Israel	ORGENICS LTD.	Diagnostic and Lab. Reagents	614,160.00
Israel	ORGENICS LTD.	Diagnostic and Lab. Reagents	258,471.00
Italy	KARISMEDICA S R L	Hospital Equipment & Furniture	101,349.53
Italy	KARISMEDICA S R L	Hospital Equipment & Furniture	189,271.26
Italy	KARISMEDICA S R L	Hospital Equipment & Furniture	362,375.17
Italy	KARISMEDICA S R L	Hospital Equipment & Furniture	51,960.54
Italy	KARISMEDICA S R L	Hospital Equipment & Furniture	49,664.61
Italy	KARISMEDICA S R L	Hospital Equipment & Furniture	139,651.38
Italy	KARISMEDICA S R L	Hospital Equipment & Furniture	52,488.84
Kazakistan	BENE AG AUSTRIA	Office Furniture	55,664.67
Kenya	FREIGHT FORWARDERS KENYA LTD	Reproductive Health Kits	43,440.00
Korea, Republic of	Standard Diagnostics, INC	Diagnostic and Lab. Reagents	1,292,355.00
Korea, Republic of	Standard Diagnostics, INC	Diagnostic and Lab. Reagents	57,438.00

Major Orders for Goods by Agency during 2010 (Orders of \$30,000 or more)

AGENCY			PO value
Location of supplier	Name of supplier	Description of goods (equipment)	USD
UNFPA Continued			
Korea, Republic of	UNIDUS CORPORATION SEOHUNG	Condoms	35,245.00
Korea, Republic of	UNIDUS CORPORATION SEOHUNG	Condoms	206,822.00
Korea, Republic of	UNIDUS CORPORATION SEOHUNG	Condoms	75,700.50
Korea, Republic of	UNIDUS CORPORATION SEOHUNG	Condoms	256,250.00
Korea, Republic of	UNIDUS CORPORATION SEOHUNG	Condoms	37,818.15
Korea, Republic of	UNIDUS CORPORATION SEOHUNG	Condoms	252,083.70
Korea, Republic of	UNIDUS CORPORATION SEOHUNG	Condoms	198,000.00
Korea, Republic of	UNIDUS CORPORATION SEOHUNG	Condoms	302,780.20
Korea, Republic of	UNIDUS CORPORATION SEOHUNG	Condoms	162,846.85
Korea, Republic of	UNIDUS CORPORATION SEOHUNG	Condoms	93,056.30
Korea, Republic of	UNIDUS CORPORATION SEOHUNG	Condoms	65,157.50
Korea, Republic of	UNIDUS CORPORATION SEOHUNG	Condoms	137,775.45
Madagascar	OFFICE PHARMACEUTIQUE MALGACHE	Antibacterials	70,337.47
Madagascar	OFFICE PHARMACEUTIQUE MALGACHE	Antibacterials	75,932.06
Madagascar	SALAMA	Reproductive Health Kits	49,016.02
Malawi	MALAWI HEALTH SWAp	Hospital Equipment & Furniture	150,000.00
Malawi	MALAWI HEALTH SWAp	Medical Supplies	150,000.00
Malawi	MINISTRY OF HEALTH & POPULATION	Hospital Equipment & Furniture	150,000.00
Malaysia	DONGKUK TECHCO RUBBER INDUSTRIES SDN BHD	Condoms	96,287.60
Malaysia	DONGKUK TECHCO RUBBER INDUSTRIES SDN BHD	Condoms	86,705.78
Malaysia	DONGKUK TECHCO RUBBER INDUSTRIES SDN BHD	Condoms	138,293.76
Malaysia	DONGKUK TECHCO RUBBER INDUSTRIES SDN BHD	Condoms	138,293.76
Malaysia	DONGKUK TECHCO RUBBER INDUSTRIES SDN BHD	Condoms	138,293.76
Malaysia	DONGKUK TECHCO RUBBER INDUSTRIES SDN BHD	Condoms	200,958.12
Malaysia	DONGKUK TECHCO RUBBER INDUSTRIES SDN BHD	Condoms	184,472.35
Malaysia	INNOLATEX SDN BHD	Condoms	77,000.00
Malaysia	INNOLATEX SDN BHD	Condoms	70,000.00
Malaysia	INNOLATEX SDN BHD	Condoms	210,000.00
Mali	LOGISTICS SANTE	Medical Kits	38,373.18
Mozambique	TECNIL CONSTRUCOES LDA	Subdermal Implants	91,105.99
Mozambique	TVSD-TELECOMUNICACOES E ELETROENICA LDA	Acquisition of Commun Equip	79,470.47
Mozambique	UNIBASMA LTDA	Reproductive Health Kits	33,922.64
Myanmar	UNICEF Myanmar	Medical Supplies	32,233.34
Namibia	Namibia Red Cross Society	Reproductive Health Kits	30,757.18
Namibia	NAMPHARM PTY LTD	Emergency Contraceptive	48,282.35
Netherlands	DRC INTERNATIONAL B V	Hospital Equipment & Furniture	32,508.80
Netherlands	DRC INTERNATIONAL B V	Medical Electrical Equipment	70,431.52
Netherlands	IMRES	Anaesthetics	71,190.00
Netherlands	IMRES	Anti-Anaemia Medicines	64,070.74
Netherlands	IMRES	Antibacterials	75,000.37
Netherlands	IMRES	Antibacterials	37,499.63
Netherlands	IMRES	Antiviral Medicines	51,750.00
Netherlands	IMRES	Antiviral Medicines	34,500.00
Netherlands	IMRES	Antiviral Medicines	48,300.00
Netherlands	IMRES	Antiviral Medicines	34,500.00
Netherlands	IMRES	Antiviral Medicines	34,500.00
Netherlands	IMRES	Antiviral Medicines	51,750.00
Netherlands	IMRES	Antiviral Medicines	69,000.00
Netherlands	IMRES	Cardiovascular Medicines	52,500.00
Netherlands	IMRES	Diagnostic and Lab. Reagents	38,000.00
Netherlands	IMRES	Diagnostic and Lab. Reagents	95,000.00
Netherlands	IMRES	Diagnostic and Lab. Reagents	42,750.00
Netherlands	IMRES	Injectable Contraceptives	40,800.00
Netherlands	IMRES	Medical Kits	44,000.00
Netherlands	IMRES	Medical Kits	38,500.00
Netherlands	IMRES	Medical Kits	35,640.00
Netherlands	IMRES	Medical Kits	82,500.00
Netherlands	IMRES	Medical Kits	31,680.00
Netherlands	IMRES	Medical Kits	33,000.00
Netherlands	IMRES	Medical Kits	90,200.00
Netherlands	IMRES	Other Pharmaceuticals	52,500.00
Netherlands	IMRES	Other Pharmaceuticals	112,000.00
Netherlands	IMRES	Oxytocics	33,000.00
Netherlands	IMRES	Oxytocics	40,000.00
Netherlands	IMRES	Oxytocics	40,000.00
Netherlands	IMRES	Reproductive Health Kits	89,600.00
Netherlands	IMRES	Reproductive Health Kits	37,620.00
Netherlands	IMRES	Reproductive Health Kits	173,780.00
Netherlands	IMRES	Reproductive Health Kits	54,520.00
Netherlands	IMRES	Reproductive Health Kits	92,485.00
Netherlands	IMRES	Reproductive Health Kits	35,000.00
Netherlands	IMRES	Reproductive Health Kits	37,620.00
Netherlands	IMRES	Reproductive Health Kits	92,485.00
Netherlands	IMRES	Reproductive Health Kits	37,620.00
Netherlands	IMRES	Reproductive Health Kits	54,520.00
Netherlands	IMRES	Reproductive Health Kits	92,485.00
Netherlands	IMRES	Reproductive Health Kits	75,240.00
Netherlands	IMRES	Reproductive Health Kits	268,800.00
Netherlands	IMRES	Reproductive Health Kits	189,000.00
Netherlands	IMRES	Reproductive Health Kits	179,200.00
Netherlands	IMRES	Reproductive Health Kits	86,890.00
Netherlands	IMRES	Reproductive Health Kits	112,500.00
Netherlands	IMRES	Reproductive Health Kits	92,485.00
Netherlands	IMRES	Reproductive Health Kits	127,232.00
Netherlands	IMRES	Reproductive Health Kits	141,568.00
Netherlands	IMRES	Reproductive Health Kits	173,780.00
Netherlands	IMRES	Reproductive Health Kits	131,670.00
Netherlands	IMRES	Reproductive Health Kits	109,040.00
Netherlands	IMRES	Reproductive Health Kits	35,000.00
Netherlands	IMRES	Reproductive Health Kits	92,485.00
Netherlands	IMRES	Reproductive Health Kits	56,430.00
Netherlands	IMRES	Reproductive Health Kits	111,600.00
Netherlands	IMRES	Reproductive Health Kits	268,800.00
Netherlands	IMRES	Reproductive Health Kits	234,603.00
Netherlands	IMRES	Reproductive Health Kits	188,100.00
Netherlands	IMRES	Reproductive Health Kits	163,560.00
Netherlands	IMRES	Reproductive Health Kits	92,485.00
Netherlands	IMRES	Reproductive Health Kits	52,500.00
Netherlands	IMRES	Reproductive Health Kits	134,400.00
Netherlands	IMRES	Reproductive Health Kits	75,240.00
Netherlands	IMRES	Reproductive Health Kits	217,225.00
Netherlands	IMRES	Reproductive Health Kits	54,520.00
Netherlands	IMRES	Reproductive Health Kits	52,500.00
Netherlands	IMRES	Reproductive Health Kits	369,940.00
Netherlands	IMRES	Reproductive Health Kits	52,500.00
Netherlands	IMRES	Subdermal Implants	51,998.80
Netherlands	IMRES	Subdermal Implants	128,634.80
Netherlands	IMRES	Subdermal Implants	541,900.80
Netherlands	IMRES	Vitamins and Minerals	85,000.00
Netherlands	IMRES	Vitamins and Minerals	30,250.00
Netherlands	N.V. ORGANON	Combined Low Dose OC Pills	35,000.00
Netherlands	N.V. ORGANON	Injectable Contraceptives	79,520.00
Netherlands	N.V. ORGANON	Intra Uterine Device (IUD)	192,997.20
Netherlands	N.V. ORGANON	Intra Uterine Device (IUD)	131,578.95
Netherlands	N.V. ORGANON	Intra Uterine Device (IUD)	131,578.95
Netherlands	N.V. ORGANON	Progesterone only Pills	52,080.00
Netherlands	N.V. ORGANON	Progesterone only Pills	217,000.00
Netherlands	N.V. ORGANON	Progesterone only Pills	61,194.00
Netherlands	N.V. ORGANON	Subdermal Implants	921,200.00
Netherlands	N.V. ORGANON	Subdermal Implants	139,160.00
Netherlands	N.V. ORGANON	Subdermal Implants	125,440.00

Major Orders for Goods by Agency during 2010 (Orders of \$30,000 or more)

AGENCY			PO value
Location of supplier	Name of supplier	Description of goods (equipment)	USD
UNFPA Continued			
United Kingdom (Gibraltar)	TOYOTA GIBRALTAR STOCKHOLDINGS LTD	Programme vehicle	230,109.28
United Kingdom (Gibraltar)	TOYOTA GIBRALTAR STOCKHOLDINGS LTD	Programme vehicle	182,246.56
United Kingdom (Gibraltar)	TOYOTA GIBRALTAR STOCKHOLDINGS LTD	Programme vehicle	63,507.75
United Kingdom (Gibraltar)	TOYOTA GIBRALTAR STOCKHOLDINGS LTD	Programme vehicle	32,171.61
United Kingdom (Gibraltar)	TOYOTA GIBRALTAR STOCKHOLDINGS LTD	Programme vehicle	123,463.29
United Kingdom (Gibraltar)	TOYOTA GIBRALTAR STOCKHOLDINGS LTD	Programme vehicle	108,100.36
United Kingdom (Gibraltar)	TOYOTA GIBRALTAR STOCKHOLDINGS LTD	Publications and books	123,438.97
United Kingdom (Gibraltar)	TOYOTA GIBRALTAR STOCKHOLDINGS LTD	Truck	35,237.05
United Kingdom (Gibraltar)	TRADE FACTORS OVERSEAS LIMITED	Programme vehicle	57,614.75
United Kingdom (Gibraltar)	TRADE FACTORS OVERSEAS LIMITED	Programme vehicle	57,614.75
United Kingdom (Gibraltar)	TRADE FACTORS OVERSEAS LIMITED	Programme vehicle	57,614.75
United Kingdom (Gibraltar)	TRADE FACTORS OVERSEAS LIMITED	Programme vehicle	57,614.75
United States of America	BROCADE COMMUNICATIONS SYSTEMS INC	Maintenance/Licensing Hardware	117,874.20
United States of America	BROCADE COMMUNICATIONS SYSTEMS INC	Servers	47,019.00
United States of America	CENTRAL MARQUARDT	Office Supplies	45,694.82
United States of America	CITY INFORMATION SVC.	Audio-visual Equipment	51,045.00
United States of America	CITY INFORMATION SVC.	Audio-visual Equipment	31,522.00
United States of America	CITY INFORMATION SVC.	Audio-visual Equipment	62,531.00
United States of America	DATA STORAGE CORPORATION	Maintenance/Licensing Software	76,484.77
United States of America	EMC CORPORATION	Software/Computer Applications	48,840.00
United States of America	ENVIRONMENTAL SYSTEMS RESEARCH INSTITUTE	Software/Computer Applications	30,800.00
United States of America	ETSEC INC	Desktops	44,400.00
United States of America	ETSEC INC	IT Supplies	84,000.00
United States of America	ETSEC INC	IT Supplies	42,000.00
United States of America	ETSEC INC	IT Supplies	30,900.00
United States of America	ETSEC INC	Maintenance/Licensing Hardware	44,400.00
United States of America	ETSEC INC	Maintenance/Licensing Hardware	44,400.00
United States of America	ETSEC INC	Maintenance/Licensing Hardware	39,600.00
United States of America	ETSEC INC	Maintenance/Licensing Hardware	33,048.00
United States of America	Gaumard Scientific Co.	Anatomical Models	810,000.00
United States of America	Gaumard Scientific Co.	Anatomical Models	67,000.00
United States of America	GLOBAL CROSSING CONFERENCE	Connectivity Charges	30,247.68
United States of America	GLOBAL CROSSING CONFERENCE	Connectivity Charges	33,353.00
United States of America	MICROSOFT LICENSING, GP	Maintenance/Licensing Software	37,970.00
United States of America	NTT AMERICA	Connectivity Charges	39,780.00
United States of America	ORC MACRO INTERNATIONAL	Publications and books	100,000.00
United States of America	Pfizer Overseas LLC(Export Division)	Injectable Contraceptives	73,700.00
United States of America	Pfizer Overseas LLC(Export Division)	Injectable Contraceptives	115,404.00
United States of America	Pfizer Overseas LLC(Export Division)	Injectable Contraceptives	115,404.00
United States of America	Pfizer Overseas LLC(Export Division)	Injectable Contraceptives	115,404.00
United States of America	Pfizer Overseas LLC(Export Division)	Injectable Contraceptives	115,522.00
United States of America	Pfizer Overseas LLC(Export Division)	Injectable Contraceptives	36,190.00
United States of America	Pfizer Overseas LLC(Export Division)	Injectable Contraceptives	529,300.00
United States of America	Pfizer Overseas LLC(Export Division)	Injectable Contraceptives	65,000.00
United States of America	Pfizer Overseas LLC(Export Division)	Injectable Contraceptives	252,402.00
United States of America	Pfizer Overseas LLC(Export Division)	Injectable Contraceptives	158,000.00
United States of America	Pfizer Overseas LLC(Export Division)	Injectable Contraceptives	332,288.00
United States of America	Pfizer Overseas LLC(Export Division)	Injectable Contraceptives	40,334.00
United States of America	Pfizer Overseas LLC(Export Division)	Injectable Contraceptives	160,800.00
United States of America	Pfizer Overseas LLC(Export Division)	Injectable Contraceptives	130,000.00
United States of America	Pfizer Overseas LLC(Export Division)	Injectable Contraceptives	295,000.00
United States of America	Pfizer Overseas LLC(Export Division)	Injectable Contraceptives	265,500.00
United States of America	Pfizer Overseas LLC(Export Division)	Injectable Contraceptives	35,000.00
United States of America	Pfizer Overseas LLC(Export Division)	Injectable Contraceptives	31,500.00
United States of America	Pfizer Overseas LLC(Export Division)	Injectable Contraceptives	81,250.00
United States of America	Pfizer Overseas LLC(Export Division)	Injectable Contraceptives	505,040.00
United States of America	Pfizer Overseas LLC(Export Division)	Injectable Contraceptives	59,920.00
United States of America	Pfizer Overseas LLC(Export Division)	Injectable Contraceptives	624,355.70
United States of America	Pfizer Overseas LLC(Export Division)	Injectable Contraceptives	236,000.00
United States of America	Pfizer Overseas LLC(Export Division)	Injectable Contraceptives	51,667.00
United States of America	Pfizer Overseas LLC(Export Division)	Injectable Contraceptives	38,500.00
United States of America	Pfizer Overseas LLC(Export Division)	Injectable Contraceptives	72,962.50
United States of America	Pfizer Overseas LLC(Export Division)	Injectable Contraceptives	236,000.00
United States of America	Pfizer Overseas LLC(Export Division)	Injectable Contraceptives	143,000.00
United States of America	Pfizer Overseas LLC(Export Division)	Injectable Contraceptives	107,380.00
United States of America	Pfizer Overseas LLC(Export Division)	Injectable Contraceptives	731,250.00
United States of America	Pfizer Overseas LLC(Export Division)	Injectable Contraceptives	373,750.00
United States of America	Pfizer Overseas LLC(Export Division)	Injectable Contraceptives	78,750.00
United States of America	Pfizer Overseas LLC(Export Division)	Injectable Contraceptives	40,250.00
United States of America	Pfizer Overseas LLC(Export Division)	Injectable Contraceptives	295,000.00
United States of America	Pfizer Overseas LLC(Export Division)	Injectable Contraceptives	35,000.00
United States of America	Pfizer Overseas LLC(Export Division)	Injectable Contraceptives	269,040.00
United States of America	Pfizer Overseas LLC(Export Division)	Injectable Contraceptives	31,920.00
United States of America	Pfizer Overseas LLC(Export Division)	Injectable Contraceptives	71,240.00
United States of America	Pfizer Overseas LLC(Export Division)	Injectable Contraceptives	97,500.00
United States of America	Pfizer Overseas LLC(Export Division)	Injectable Contraceptives	130,000.00
United States of America	Pfizer Overseas LLC(Export Division)	Injectable Contraceptives	147,500.00
United States of America	Pfizer Overseas LLC(Export Division)	Injectable Contraceptives	76,380.00
United States of America	Pfizer Overseas LLC(Export Division)	Injectable Contraceptives	148,916.00
United States of America	Pfizer Overseas LLC(Export Division)	Injectable Contraceptives	65,000.00
United States of America	Pfizer Overseas LLC(Export Division)	Injectable Contraceptives	30,800.00
United States of America	Pfizer Overseas LLC(Export Division)	Injectable Contraceptives	119,437.50
United States of America	Pfizer Overseas LLC(Export Division)	Injectable Contraceptives	61,600.00
United States of America	Pfizer Overseas LLC(Export Division)	Injectable Contraceptives	35,336.00
United States of America	Pfizer Overseas LLC(Export Division)	Injectable Contraceptives	297,832.00
United States of America	Pfizer Overseas LLC(Export Division)	Injectable Contraceptives	30,800.00
United States of America	Pfizer Overseas LLC(Export Division)	Injectable Contraceptives	34,650.00
United States of America	Pfizer Overseas LLC(Export Division)	Injectable Contraceptives	177,000.00
United States of America	Pfizer Overseas LLC(Export Division)	Injectable Contraceptives	38,500.00
United States of America	Pfizer Overseas LLC(Export Division)	Injectable Contraceptives	117,000.00
United States of America	Pfizer Overseas LLC(Export Division)	Injectable Contraceptives	65,000.00
United States of America	Pfizer Overseas LLC(Export Division)	Injectable Contraceptives	147,500.00
United States of America	Pfizer Overseas LLC(Export Division)	Injectable Contraceptives	30,800.00
United States of America	Pfizer Overseas LLC(Export Division)	Injectable Contraceptives	65,000.00
United States of America	Pfizer Overseas LLC(Export Division)	Injectable Contraceptives	65,000.00
United States of America	Pfizer Overseas LLC(Export Division)	Injectable Contraceptives	65,000.00
United States of America	Pfizer Overseas LLC(Export Division)	Injectable Contraceptives	36,960.00
United States of America	Pfizer Overseas LLC(Export Division)	Injectable Contraceptives	696,200.00
United States of America	Pfizer Overseas LLC(Export Division)	Injectable Contraceptives	82,600.00
United States of America	Pfizer Overseas LLC(Export Division)	Injectable Contraceptives	265,500.00
United States of America	Pfizer Overseas LLC(Export Division)	Injectable Contraceptives	31,500.00
United States of America	Pfizer Overseas LLC(Export Division)	Injectable Contraceptives	38,500.00
United States of America	Pfizer Overseas LLC(Export Division)	Injectable Contraceptives	147,500.00
United States of America	Pfizer Overseas LLC(Export Division)	Injectable Contraceptives	65,000.00
United States of America	Pfizer Overseas LLC(Export Division)	Injectable Contraceptives	177,000.00
United States of America	Pfizer Overseas LLC(Export Division)	Injectable Contraceptives	147,500.00
United States of America	Pfizer Overseas LLC(Export Division)	Injectable Contraceptives	65,000.00
United States of America	REAL DESIGN ASSOCIATES INC	Publications and books	51,600.00
United States of America	TERRA TELECOM, LLC	PABX/telephone Network System	102,900.00
United States of America	TERRA TELECOM, LLC	PABX/telephone Network System	30,720.00
United States of America	TGI Office Automation	Rental Office Equipment	53,400.00
United States of America	T-MOBILE(FORMERLY VOICESTREAM WIRELESS)	Mobile Telephone Charges	240,000.00
United States of America	UNITED MED-HEALTH INTERNATIONAL CORP	Condoms	76,839.28
United States of America	UNITED MED-HEALTH INTERNATIONAL CORP	Condoms	31,352.16
United States of America	UNITED MED-HEALTH INTERNATIONAL CORP	Condoms	102,340.00
United States of America	UNITED MED-HEALTH INTERNATIONAL CORP	Condoms	150,500.00
United States of America	UNITED MED-HEALTH INTERNATIONAL CORP	Condoms	47,272.05
United States of America	UNITED NATIONS	Supplies Electronic Media	31,554.96
United States of America	UNIVERSAL TECHNOLOGIES, LLC	Servers	30,781.54
United States of America	UNOPS	Lubricants	97,000.00
United States of America	UNOPS	Lubricants	65,281.00
United States of America	UNOPS	Office Supplies	168,000.00

Major Orders for Goods by Agency during 2010 (Orders of \$30,000 or more)

AGENCY			PO value
Location of supplier	Name of supplier	Description of goods (equipment)	USD
UNFPA Continued			
United States of America	UNOPS	Office Supplies	304,899.00
United States of America	VERIZON	Land Telephone Charges	63,000.00
United States of America	VERIZON	Land Telephone Charges	39,272.22
Viet Nam	CONG TY CO PHAN TAP DOAN HIPT	Desktops	47,915.50
Yemen	ALWATARY TRADING & AGRICULTURAL	Generators	32,178.93
Zambia	KANANI AGENCIES LLIMITED	Security and Safety Goods	34,403.67
Zambia	MINISTRY OF HEALTH	Office Supplies	250,000.00
Zambia	SCHAMIN INVESTMENT LTD	Laptops	35,366.97
Zimbabwe	NATIONAL BLOOD SERVICE ZIMBABWE	Medical Supplies	186,916.00
Zimbabwe	NATIONAL BLOOD SERVICE ZIMBABWE	Medical Supplies	90,020.00
Zimbabwe	TOTAL ZIMBABWE	Office Supplies	32,600.62
UNHCR			
Afghanistan	AFGHAN NATIONAL PETROLEUM CO. LTD	DIESEL	280,000.00
Afghanistan	AHMAD OMAR EMRAN LTD	DOORS/ WINDOWS/ GLASS	1,908,844.20
Afghanistan	AHMAD SHARAFAT LTD	DOORS/ WINDOWS/ GLASS	463,980.45
Afghanistan	BROMPTON INTERNATIONAL	PREFABRICATED House	147,270.00
Afghanistan	HAJI ABDUL ZAHIR PETROL PUMP	DIESEL	102,150.75
Afghanistan	Haji Baba Fuel Pump station	DIESEL	122,237.45
Afghanistan	INSAF MOHAMMADI LTD	AGRICULTURE/ GARDEN TOOLS	74,469.85
Afghanistan	MAHMOODULLAH FELEZ CO LTD	DOORS/ WINDOWS/ GLASS	632,621.00
Afghanistan	MOHAMMAD AMIN DAWOODZADA CONSTRUCTION	DOORS/ WINDOWS/ GLASS	1,036,394.30
Afghanistan	MOHAMMAD KARIM	DOORS/ WINDOWS/ GLASS	2,980,611.00
Afghanistan	Mohammad Zahir & Brothers (Hard Wear)	AGRICULTURE/ GARDEN TOOLS	36,520.00
Afghanistan	MUSKAN YAR CON PR MAT	DOORS/ WINDOWS/ GLASS	63,093.25
Afghanistan	NATIONAL FUEL CORPORATION	DIESEL	100,000.00
Afghanistan	NAZAR SARHADI LTD	DOORS/ WINDOWS/ GLASS	338,875.00
Afghanistan	OMRAN KARGAR LTD	DOORS/ WINDOWS/ GLASS	207,268.80
Afghanistan	SADAQAT AND NANG LTD	DOORS/ WINDOWS/ GLASS	152,772.00
Afghanistan	SAFI PETROL	DIESEL	124,948.70
Afghanistan	YASER WALID LTD	DOORS/ WINDOWS/ GLASS	894,222.80
Algeria	CIKA INDUSTRIE	PREFABRICATED House	39,924.71
Algeria	DZACIKA INDUSTRIE	PREFABRICATED House	52,066.41
Armenia	FORA LLC	PASSENGER VEHICLES	41,770.88
Bangladesh	FAYEZ AND BROTHERS FILLING STATION	FUELS (UNSPECIFIED)	36,494.15
Bangladesh	M/S RAHIMAFROOZ RENEWABLE ENERGY LIMITED	SOLAR GENERATORS/ SUPPLIES	130,931.97
Bangladesh	M/s. Caytara Constructions	FUELS (UNSPECIFIED)	80,743.10
Bangladesh	M/s. O M R Agencies	SOAP/CLEANING /HYGIENE SUPPLIE	100,362.02
Bangladesh	M/s. Omar Faruk Charkul	FUELS (UNSPECIFIED)	77,541.22
Bangladesh	Unique Charkol Mills	FUELS (UNSPECIFIED)	49,391.41
Belarus	BELSOFT, NPP	COMPUTERS	40,308.18
Belgium	ALPINTER	TENT/ CAMP/ OUTDOOR EQUIP/ ACC	212,000.00
Belgium	ALPINTER	WATER CANS	339,647.12
Belgium	COCCINELLE BD asbl	PRINTED MEDIA	46,788.83
Benin	SONACOP	DIESEL	40,491.24
Bosnia and Herzegovina	C.D.E.B.-INTEREX Trgovacko drustvo d.o.o	PREPARED/ PRESERVED FOODS	69,696.92
Bosnia and Herzegovina	DRVOS/JECA doo	FUELS (UNSPECIFIED)	49,932.92
Bosnia and Herzegovina	Robot General Trading Company Co doo	COOKING STOVES	89,758.62
Botswana	Akesobo Investments	BEEF	32,000.00
Botswana	ROYAL WHOLESALERS	MAIZE/CORN	211,839.99
Botswana	SHELL OIL BOTSWANA	FUELS (UNSPECIFIED)	64,384.29
Botswana	TRIDENT FRANCISTOWN PTY LTD	CEREALS/ FLOURS/ FLOUR PRODUCT	33,670.95
Botswana	TRIDENT FRANCISTOWN PTY LTD	SEEDS/ BULBS/ SEEDLINGS	65,357.87
Botswana	TRIDENT FRANCISTOWN PTY LTD	SOAP/CLEANING /HYGIENE SUPPLIE	40,850.33
Botswana	TRIDENT FRANCISTOWN PTY LTD	SUGAR	30,748.53
Botswana	TRIDENT FRANCISTOWN PTY LTD	VEGETABLE OIL	41,358.09
Burundi	INTERPETROL BURUNDI	DIESEL	553,000.00
Burundi	TOYOTA BURUNDI	SPARE PARTS/ ACCESSORIES	54,719.90
Cameroon	CARP EST	MISC DRUGS	52,742.54
Cameroon	COMPLEXE CHIMIQUE INDUSTRIEL DU CAMEROUN	SOAP/CLEANING /HYGIENE SUPPLIE	744,288.03
Cameroon	MAXEX CAMEROON SARL	SECURITY/ DETECTION EQUIP/ SUP	33,669.63
Cameroon	NOSA SARL	SOAP/CLEANING /HYGIENE SUPPLIE	35,474.57
Cameroon	Société MAISCAM	PREPARED/ PRESERVED FOODS	42,244.90
Central African Republic	DM MULTI SERVICE	CLOTHING	53,826.09
Central African Republic	ETS DOLPH GOUNFEI	PERSONAL CARE PRODUCTS	55,051.04
Central African Republic	ETS FASHION SHOW	CLOTHING	68,813.80
Central African Republic	ETS FASHION SHOW	FABRICS/ LEATHER MATERIALS	68,813.80
Central African Republic	ETS ROYALE	CLOTHING	44,040.84
Central African Republic	HUILERIE SAVONNERIE CENTRAFRICAINE	SOAP/CLEANING /HYGIENE SUPPLIE	40,816.33
Central African Republic	HUSACA	SOAP/CLEANING /HYGIENE SUPPLIE	75,457.81
Central African Republic	MONDIAL AIR FRET	TELECOMS ACC/ SMALL HARDWARE	103,002.61
Central African Republic	SAVONNERIE SAVEX	SOAP/CLEANING /HYGIENE SUPPLIE	32,188.15
Central African Republic	TOTAL CENTRAFRIQUE	DIESEL	288,187.41
Central African Republic	TOTAL CENTRAFRIQUE	PETROL/BENZINE	101,055.05
Chad	CFAO MOTORS TCHAD	MOTORIZED CYCLES	61,327.38
Chad	HAMAMA COMMERCIAL	MOTORIZED CYCLES	69,146.43
Chad	LIBRAIRIE CENTRALE	OFFICE SUPPLIES	31,207.90
Chad	LIBRAIRIE CENTRALE	TONERS/ RIBBONS/ CARTRIDGES	31,753.01
Chad	LIBYA OIL TCHAD SA	DIESEL	2,763,864.95
Chad	MINURCAT	DIESEL	54,000.00
Chad	MINURCAT	PREFABRICATED House	325,500.00
Chad	TOTAL MARKETTING TCHAD	DIESEL	961,104.42
Chad	TOTAL MARKETTING TCHAD	OILS	114,682.28
China	ANHUI TEA IMP. & EXP. CO., LTD	BEVERAGES	508,500.00
China	ITI COMPANY SHANGHAI LIMITED	WATER CANS	335,754.00
China	PEAK INTERNATIONAL TRADE(TIANJIN) CO.	BAKERY PRODUCTS	84,320.00
China	PEAK INTERNATIONAL TRADE(TIANJIN) CO.	DOMESTIC APPLIANCES	489,854.00
China	QINGDAO GYOH A EN TECH CO. LTD.	PLASTIC PRODUCTS (SHEETS & ROL	11,589,118.46
China	SHANGHAI KOYO-ANP IMP.&EXP.CO	WATER COOLED POWER GENERATORS	84,556.00
Colombia	ADVANCED SOLUTION SYSTEMS LTDA	VHF EQUIPMENT	35,356.34
Colombia	BALLISTIC TECHNOLOGY S.A.	PERSONAL SAFETY/ PROTECTION	54,299.84
Colombia	DATA POWER LTDA	COMPUTERS	88,527.18
Colombia	JUAN MANUEL FONSECA GONZALEZ	CLOTHING	48,478.88
Colombia	TOYONORTE LTDA.	TERRAIN VEHICLES	224,004.24
Congo, Democratic Republic of	AFRI COM	DIESEL	203,977.03
Congo, Democratic Republic of	ALLSTONE	MARINE TRANSPORT	54,000.00
Congo, Democratic Republic of	BOUOTIQUE NOUVELLE ACTION	CLOTHING	58,333.00
Congo, Democratic Republic of	CONGO PETROL	DIESEL	195,635.00
Congo, Democratic Republic of	ECO-PROP S.P.R.L.	DIESEL	61,021.42
Congo, Democratic Republic of	ENGEN	DIESEL	457,899.07
Congo, Democratic Republic of	ENGEN	PETROL/BENZINE	32,108.70
Congo, Democratic Republic of	ENGEN RDC	DIESEL	123,653.32
Congo, Democratic Republic of	ENGEN RDC	FUEL TANK	41,435.64
Congo, Democratic Republic of	ETS MUGISHO	NON-MOTORIZED CYCLES	100,195.00
Congo, Democratic Republic of	Ets MWAJUMA	CONSTRUCTION SUPPORT EQUIPMENT	30,046.00
Congo, Democratic Republic of	Ets MWAJUMA	WATER BUCKET/ BASINE	34,500.00
Congo, Democratic Republic of	MAISON MUCHEPE	ROOFING MATERIAL	38,000.00
Congo, Democratic Republic of	MAISON TONDE TONDE	ROOFING MATERIAL	158,800.00
Congo, Democratic Republic of	P.K.ENT	ROOFING MATERIAL	129,520.00
Congo, Democratic Republic of	PETRO GINKI - BUKAVU	DIESEL	110,597.00
Congo, Democratic Republic of	PRODIMPEX YAMAHA	ENGINES/ MOTORS	111,300.00
Congo, Democratic Republic of	PRODIMPEX YAMAHA	MOTORIZED CYCLES	78,100.00
Congo, Democratic Republic of	SOCOABAB	MARINE TRANSPORT	87,856.00
Congo, Democratic Republic of	STATION GINKI SPRL - UVIRA	DIESEL	115,192.00
Congo, Democratic Republic of	STATION MAKASI	DIESEL	163,532.38
Congo, Democratic Republic of	STATION SERVICE IBB	DIESEL	43,997.80
Congo, Democratic Republic of	TRACTAFRIC CONGO	POWER GENERATORS	45,760.00
Congo, Democratic Republic of	UNITED PETROLEUM SPRL	DIESEL	54,877.80
Congo, Democratic Republic of	WAGENIA PHARMA	MISC LABORATORY EQUIP/SUPPL	72,828.38
Congo, Republic of the	CFAO	WATER COOLED POWER GENERATORS	47,889.76
Congo, Republic of the	TRACTAFRIC	POWER GENERATORS	41,359.05
Congo, Republic of the	X-OIL CONGO	DIESEL	52,415.37

Major Orders for Goods by Agency during 2010 (Orders of \$30,000 or more)

AGENCY			PO value
Location of supplier	Name of supplier	Description of goods (equipment)	USD
UNHCR Continued			
Congo, Republic of the	X-OIL CONGO	PETROL/BENZINE	81,478.90
Cote D'Ivoire	MEDICAL ONE	HOUSEHOLD FURNITURE/EQUIPMENT	35,061.23
Cote D'Ivoire	TOTAL CI	FUELS (UNSPECIFIED)	52,789.78
Cote D'Ivoire	TOTAL CI	PETROL/BENZINE	48,277.49
Denmark	BUKKEHAVE LTD.	PASSENGER VEHICLES	38,880.00
Denmark	DAN:XX APS	SPARE PARTS/ ACCESSORIES	34,199.98
Denmark	DANCASS A/S	REGISTRATION SUPPLIES	33,683.45
Denmark	DANIMEX COMMUNICATION	ANTENNAS/ ANTENNA ACCESSORIES	353,868.03
Denmark	DANIMEX COMMUNICATION	HF EQUIPMENT	773,646.00
Denmark	DANIMEX COMMUNICATION	MISC TELECOMS ACCESSORIES	146,303.99
Denmark	DANIMEX COMMUNICATION	TELECOMS ACC/ SMALL HARDWARE	90,398.25
Denmark	DANIMEX COMMUNICATION	UHF EQUIPMENT	115,227.82
Denmark	DANIMEX COMMUNICATION	VHF EQUIPMENT	567,922.19
Denmark	DANOFFICE PLC	COMPUTER CONTROL/ INTERFACES	38,554.67
Denmark	DANOFFICE PLC	COMPUTERS	2,825,844.07
Denmark	DANOFFICE PLC	DATA COLLECTION EQUIPMENT	48,495.24
Denmark	DANOFFICE PLC	ELECTRONIC DATA STORAGE EQUIP	90,800.14
Denmark	DANOFFICE PLC	MISC COMPUTER EQUIP/SUPPL	506,583.15
Denmark	DANOFFICE PLC	NETWORK COMPONENTS / ACCESS	137,052.16
Denmark	DANOFFICE PLC	PHOTOCOPY EQUIPMENT	100,362.09
Denmark	DANOFFICE PLC	PRESENTATION EQUIP	70,878.90
Denmark	DANOFFICE PLC	PRINTER/ PRINTER ACCESSORIES	394,338.09
Denmark	DANOFFICE PLC	SPARE PARTS/ ACCESSORIES	35,459.80
Denmark	DANOFFICE PLC	TONERS/ RIBBONS/ CARTRIDGES	114,326.37
Denmark	DANOFFICE PLC	VIDEO/ CAMERA/ PHOTO EQUIP	48,167.81
Denmark	KJAER +KJAER A/S	MOTORIZED CYCLES	222,367.00
Denmark	KUEHNE AND NAGEL A/S	TRANSPORT SUPPORT	504,640.00
Denmark	PLANSON EUROPE	COMPUTERS	1,242,132.57
Denmark	PLANSON EUROPE	MISC COMPUTER EQUIP/SUPPL	63,272.00
Denmark	PLANSON EUROPE	PHOTOCOPY EQUIPMENT	323,723.75
Denmark	PLANSON EUROPE	TONERS/ RIBBONS/ CARTRIDGES	45,147.19
Denmark	UNICEF SUPPLY DIVISION	VACCINES	528,693.50
Djibouti	ETABLISSEMENTS WASSEL	FISH	59,067.80
Djibouti	ETS DJAMA OMAR SAID	SOAP/CLEANING /HYGIENE SUPPLIE	41,581.92
Djibouti	SDVK, sarl	COOKING STOVES	34,092.35
Djibouti	SDVK, sarl	FUELS (UNSPECIFIED)	157,529.74
Djibouti	TOTAL	DIESEL	39,757.52
Dominican Republic	DELTA COMMERCIAL (TOYOTA)	SAFETY/ RESCUE VEHICLE	36,207.00
Dominican Republic	DELTA COMMERCIAL (TOYOTA)	TERRAIN VEHICLES	83,186.00
Ecuador	AGUA AIRE MEDIO AMBIENTE S.A.	WATER TREATMENT EQUIP/ SUPPL	49,000.00
Ecuador	INNOVAOFFICE	OFFICE FURNITURE	40,126.32
Ecuador	PRACOMSA	VHF EQUIPMENT	48,216.16
Egypt	AL BOSTAN COMPANY FOR REAL ESTATE DEVELO	OFFICE SUPPLIES	39,913.74
Egypt	AMERICAN GROUP COMPANY	OFFICE SUPPLIES	127,475.20
Egypt	TOYOTA EGYPT S.A.E	MINIBUSES/ BUSES	74,965.28
Ethiopia	Abdiaziz Abdulahi	DIESEL	35,752.84
Ethiopia	Abdiaziz Abdulahi	FUELS (UNSPECIFIED)	103,778.46
Ethiopia	B/GR/STATE WATER WORKS CONSTRUCTION ENTNT	WATER PUMPS	30,404.98
Ethiopia	CHIBO ELECTRICAL TRADING	LAMP/ LAMP COMPONENTS	60,087.67
Ethiopia	DES GENERAL TRADING PLC	BEDCLOTHES/ MATTRESSES/ TOWELS	197,298.52
Ethiopia	Educatio materials prod. & Dist. enterpr	OFFICE FURNITURE	37,037.04
Ethiopia	ETAB SOAP FACTORY	SOAP/CLEANING /HYGIENE SUPPLIE	290,391.41
Ethiopia	EXPERT DESIGN PLC	COOKING STOVES	42,076.50
Ethiopia	FAFFA FOOD SHARE COMPANY	PREPARED/ PRESERVED FOODS	101,659.22
Ethiopia	FAST FOODS SUPPLY ENTERPRISE	BEVERAGES	47,526.05
Ethiopia	FAST FOODS SUPPLY ENTERPRISE	PREPARED/ PRESERVED FOODS	62,239.58
Ethiopia	GENERAL MERCANTILE PLC	POWER GENERATORS	34,608.38
Ethiopia	GENERAL MERCANTILE PLC	WATER PUMPS	93,088.89
Ethiopia	LABORA INTERNATIONAL TRADING PLC	MISC MEDICAL SUPPLIES	98,785.67
Ethiopia	Libya Oil Ethiopia Limited	FUELS (UNSPECIFIED)	146,621.97
Ethiopia	MILLION ALEMAYEHU GENERAL IMPORTER	CLOTHING	172,673.11
Ethiopia	OXFORD AMALGATED PRIVATE COMPANY LIMITED	BLANKETS	155,747.40
Ethiopia	RABAH & SONS PLC	WATER PUMPS	84,774.62
Ethiopia	TAMERAT ABATE PRINTING & ADVERTISING	REGISTRATION EQUIP	30,781.79
Ethiopia	TAMERAT ABATE PRINTING & ADVERTISING	SIGNAGE/ PI ACCESSORIES	77,547.06
Ethiopia	TIRU BUSINESS GROUP PLC	WATER PIPES/ RELATED SUPPLIERS	34,563.13
Ethiopia	TOTAL ETHIOPIA SC	COOKING STOVES	66,975.07
Ethiopia	UNITED ALPHA COMMERCIAL PLC	TENT/ CAMP/ OUTDOOR EQUIP/ ACC	137,830.38
Ethiopia	WERETA INTERNATIONAL BUSINESS PLC	BEANS	34,833.33
Ethiopia	YESHADAM TRADING PLC	TENT/ CAMP/ OUTDOOR EQUIP/ ACC	54,037.64
Ethiopia	ZELALEM FAMILY PLC	WATER CANS	79,654.81
Finland	NAPS SYSTEMS OY	TELECOMS ACC/ SMALL HARDWARE	283,533.16
Finland	VERSEIDAG BALLISTIC PROTECTION OY	PERSONAL SAFETY/ PROTECTION	225,845.35
France	AEROFLEX FRANCE SAS	MISC TELECOMS ACCESSORIES	49,605.09
France	CPS - CFAO group	TERRAIN VEHICLES	261,560.26
France	ICOM FRANCE	ANTENNAS/ ANTENNA ACCESSORIES	35,239.39
France	ICOM FRANCE	TELECOMS ACC/ SMALL HARDWARE	67,740.50
France	ICOM FRANCE	TELEPHONY EQUIPMENT/ SUPPLIES	32,130.00
France	ICOM FRANCE	VHF EQUIPMENT	323,718.92
France	IEC Telecom	SATELLITE EQUIP/ ACCESSORIES	232,012.00
France	NUTRISSET SA	PREPARED/ PRESERVED FOODS	418,333.70
France	SMI EQUIPMENTS SARL	MISC MEDICAL SUPPLIES	82,107.47
France	WORLDWIDE DECORATION SYSTEMS WDS	OFFICE FURNITURE	32,196.11
Georgia	IDASA JSC	ROOFING MATERIAL	31,395.35
Georgia	IE LERI CHACHUA	STRUCTURAL MATERIALS (TIMBER,	115,862.07
Georgia	IMEDI - IE TAMAZ KOMETIANI	STRUCTURAL MATERIALS (TIMBER,	105,000.00
Georgia	Ltd APSTA	STRUCTURAL MATERIALS (TIMBER,	55,810.34
Georgia	TEMUR MACHARASHVILI IND. ENTERPRISE	HOUSEHOLD FURNITURE/EQUIPMENT	50,337.08
Georgia	UNITED GLOBAL TECHNOLOGIES	COMPUTERS	48,236.92
Georgia	WISSOL PETROLEUM GEORGIA JSC	DIESEL	185,041.88
Georgia	WISSOL PETROLEUM GEORGIA JSC	PETROL/BENZINE	92,286.83
Germany	ALPHA ARMOURING PANZERUNG GmbH	ARMoured VEHICLES	395,467.20
Germany	BOSS PRO-TEC	SPARE PARTS/ ACCESSORIES	148,453.29
Germany	F. Undtsch GmbH	PLASTIC PRODUCTS (SHEETS & ROL	33,810.00
Germany	Farringtons AUTOMOTIVE GmbH	ARMoured VEHICLES	1,033,064.51
Germany	FWW FAHRZEUGWERK GmbH	GENERAL CARGO TRUCKS	159,937.25
Germany	KOCH Anhangenwerke GmbH and Co. KG	COOKING POTS/PANS/KETTLES	338,628.54
Germany	KOCH Anhangenwerke GmbH and Co. KG	COOKING STOVES	95,708.34
Germany	MOTORENFABRIK HATZ GMBH & CO. KG	AIR COOLED POWER GENERATORS	134,103.15
Germany	Rohde and Schwarz GmbH.	SATELLITE EQUIP/ ACCESSORIES	43,394.39
Ghana	E. M. COMMODORE - MENSAH LTD	DIESEL	44,707.71
Ghana	SUTHERLAND & SUTHERLAND	OFFICE FURNITURE	112,900.63
Guinea	TOTAL GUINEE	DIESEL	259,509.18
Guinea	TOTAL GUINEE	PETROL/BENZINE	147,352.74
Hong Kong	TOP SOURCES TRADING LTD	WATER CANS	295,813.92
Hungary	BUDAPIERT KERESKEDELMI ZRT	OFFICE SUPPLIES	58,787.40
Hungary	PROSPERO KONYVEI BUDAPEST KFT	PRINTED MEDIA	30,399.36
India	D.M. SYSTEMS PVT LTD	COMPUTERS	66,542.43
India	EASTERN SURGICAL COMPANY	MISC MEDICAL SUPPLIES	387,737.02
India	INDIA IMPEX	LAMP/ LAMP COMPONENTS	114,076.00
India	INDO-DANE TEXTILE INDUSTRIES PVT. LTD.	BLANKETS	1,448,639.85
India	INDO-DANE TEXTILE INDUSTRIES PVT. LTD.	PERSONAL CARE PRODUCTS	263,865.00
India	KITCHEN ESSENTIALS	BLANKETS	1,610,150.40
India	PRIYANKA (INDIA) PVT LTD	KITCHENWARE	2,134,728.00
India	Sunrise Corporation	PLASTIC PRODUCTS (SHEETS & ROL	149,965.00
India	TECHNO RELIEF OVERSEAS (I) PVT LTD	BEDCLOTHES/ MATTRESSES/ TOWELS	204,977.14
India	TECHNO RELIEF OVERSEAS (I) PVT LTD	BLANKETS	418,000.00
India	TECHNO RELIEF OVERSEAS (I) PVT LTD	KITCHENWARE	194,147.00
India	TOYOP RELIEF PVT LTD	BLANKETS	848,801.70
India	TOYOP RELIEF PVT LTD	PLASTIC PRODUCTS (SHEETS & ROL	1,670,324.25
India	TOYOP RELIEF PVT LTD	WATER BUCKET/ BASINE	634,276.48

Major Orders for Goods by Agency during 2010 (Orders of \$30,000 or more)

AGENCY			PO value
Location of supplier	Name of supplier	Description of goods (equipment)	USD
UNHCR Continued			
India	UNDP	PASSENGER VEHICLES	30,374.33
India	VANDANA LOGISTICS	BEDCLOTHES/ MATRESSES/ TOWELS	1,101,964.50
India	VANDANA LOGISTICS	KITCHENWARE	4,160,908.98
Indonesia	PT CIWANGI BERLIAN MOTORS	TERRAIN VEHICLES	45,045.05
Iran (Islamic Republic Of)	BAHMAN GROUP	DELIVERY VEHICLES/ PICK-UPS	68,675.05
Iran (Islamic Republic Of)	IRAN TAJHIZ COMPANY	OFFICE FURNITURE	115,396.52
Iran (Islamic Republic Of)	IRTOYA CO.	PASSENGER VEHICLES	76,127.57
Iran (Islamic Republic Of)	IRTOYA CO.	TERRAIN VEHICLES	117,279.42
Iran (Islamic Republic Of)	Miniyator baff-e Yazd Company	BLANKETS	85,590.78
Iran (Islamic Republic Of)	SANAYE BARTAR KESHVAR	POWER GENERATORS	121,856.87
Iran (Islamic Republic Of)	SHABAKEH JAMEE	MISC MEDICAL SUPPLIES	127,049.11
Iran (Islamic Republic Of)	TOLIDAT MODABER	CLOTHING	35,054.17
Iran (Islamic Republic Of)	TOLIDAT MODABER	PERSONAL CARE PRODUCTS	51,704.91
Iraq	Abnaa Al Abdully company	AIR CONDITIONING EQUIP/ SUPPL	235,200.00
Iraq	Abnaa Al Abdully company	WATER CANS	59,800.00
Iraq	Al Sami General Trade Company Ltd	BEDCLOTHES/ MATRESSES/ TOWELS	1,242,000.00
Iraq	Al Sami General Trade Company Ltd	SOAP/CLEANING /HYGIENE SUPPLIE	47,500.00
Iraq	Al-Mowasteh Company for Contracts	AIR CONDITIONING EQUIP/ SUPPL	230,000.00
Iraq	Al-Mowasteh Company for Contracts	BEDCLOTHES/ MATRESSES/ TOWELS	2,112,000.00
Iraq	Al-Yacht (IRQ) Company	BEDCLOTHES/ MATRESSES/ TOWELS	1,463,000.00
Iraq	Emirates Diwan (IRQ) Trading Co.	WATER CANS	51,000.00
Iraq	HEMN Group (IRQ) Company	BEDCLOTHES/ MATRESSES/ TOWELS	847,500.00
Iraq	Nile Delta Trading Co.	BEDCLOTHES/ MATRESSES/ TOWELS	1,232,000.00
Italy	AGMIN ITALY SRL	MISC MEDICAL SUPPLIES	310,765.39
Italy	COELMO	POWER GENERATORS	30,362.30
Italy	COELMO	WATER COOLED POWER GENERATORS	713,353.41
Italy	DIRECT CHANNEL	SOFTWARE	77,806.22
Italy	ERRECI SRL	HOUSEHOLD FURNITURE/EQUIPMENT	46,358.57
Japan	ITOKI CORPORATION	OFFICE FURNITURE	42,427.23
Japan	J. GERBER AND COMPANY (JAPAN) LTD.	ENGINES/ MOTORS	64,049.79
Japan	J. GERBER AND COMPANY (JAPAN) LTD.	MOTORIZED CYCLES	226,127.37
Japan	J. GERBER AND COMPANY (JAPAN) LTD.	SPARE PARTS/ ACCESSORIES	43,565.71
Japan	NISSAN TRADING CO., LTD.	DELIVERY VEHICLES/ PICK-UPS	57,949.41
Japan	NISSAN TRADING CO., LTD.	MINIBUSES/ BUSES	198,848.53
Japan	NISSAN TRADING CO., LTD.	TERRAIN VEHICLES	668,292.24
Japan	NISSEI TRADING CO. LTD.	MISC MEDICAL SUPPLIES	54,575.00
Japan	Okamura Corporation	OFFICE FURNITURE	41,371.40
Japan	TOYOTA MOTOR CORPORATION	ARMOURED VEHICLES	823,109.23
Japan	TOYOTA MOTOR CORPORATION	DELIVERY VEHICLES/ PICK-UPS	1,898,900.44
Japan	TOYOTA MOTOR CORPORATION	MINIBUSES/ BUSES	360,778.65
Japan	TOYOTA MOTOR CORPORATION	PASSENGER VEHICLES	122,558.94
Japan	TOYOTA MOTOR CORPORATION	SAFETY/ RESCUE VEHICLE	1,096,607.73
Japan	TOYOTA MOTOR CORPORATION	TERRAIN VEHICLES	6,820,889.25
Jordan	AL FAISALIAH MEDICAL SYSTEMS	MISC MEDICAL SUPPLIES	139,500.00
Jordan	ALBURJ PETROL STATION	PETROL/BENZINE	44,486.65
Jordan	AL-WASITA FOR SUPPORT SERVICES	SOAP/CLEANING /HYGIENE SUPPLIE	39,142.65
Jordan	BAUD TELECOM COMPANY LTD	TELEPHONY EQUIPMENT/ SUPPLIES	134,354.00
Jordan	Baud Telecom Company, Ltd	TELEPHONY EQUIPMENT/ SUPPLIES	38,286.95
Jordan	CASH COMMERCIAL INVESTMENT GROUP	MISC MEDICAL SUPPLIES	286,939.15
Jordan	IDEAL OFFICE EQUIPMENT CO.	OFFICE FURNITURE	94,661.98
Jordan	Protechnique Co.	MISC MEDICAL SUPPLIES	1,121,650.00
Jordan	Protechnique Co.	TELECOMS ACC/ SMALL HARDWARE	111,700.00
Jordan	TRADING MEDICAL SYSTEMS JORDAN EST.	MISC MEDICAL SUPPLIES	64,295.20
Jordan	Transjordan Trading Co.	PASSENGER VEHICLES	40,960.45
Jordan	Transjordan Trading Co.	TERRAIN VEHICLES	132,344.63
Jordan	Unity Trading Est.	MINIBUSES/ BUSES	119,350.29
Kazakistan	"ALLUR AUTO" LTD	TERRAIN VEHICLES	46,451.81
Kazakistan	AL-SHEIKH MOTORS	TERRAIN VEHICLES	219,121.30
Kenya	APEX GENERAL SUPPLIERS	GEN ACCESSORIES/ SPARE PARTS	38,293.13
Kenya	BIDCO OIL REFINERIES LIMITED	SOAP/CLEANING /HYGIENE SUPPLIE	771,891.61
Kenya	BLACKWOOD HODGE (KENYA) LIMITED	WATER COOLED POWER GENERATORS	84,727.00
Kenya	DAVIS AND SHIRTLIFF	WATER PUMPS	46,069.41
Kenya	DIAMOND INDUSTRIES LIMITED	SOAP/CLEANING /HYGIENE SUPPLIE	42,508.50
Kenya	EAST AFRICAN PORTLAND CEMENT COMPANY	CONCRETE/ CEMENT/ PLASTER	30,200.00
Kenya	ECONOMIC HOUSING GROUP LTD	OFFICE FURNITURE	247,791.00
Kenya	EXPORT TRADING COMPANY LTD	SEEDS/ BULBS/ SEEDLINGS	732,362.05
Kenya	GALANA OIL KENYA LIMITED	DIESEL	2,235,013.49
Kenya	GENERAL MOTORS (KENYA) LTD.	TANKERS	98,361.00
Kenya	HASS PETROLEUM (K) LTD	DIESEL	418,430.88
Kenya	KENYA TENTS LTD	TENT/ CAMP/ OUTDOOR EQUIP/ ACC	31,913.70
Kenya	KINGS WEAR LIMITED	PERSONAL CARE PRODUCTS	427,620.79
Kenya	KNIGHT FRANK KENYA LTD	CONSTRUCTION SUPPORT EQUIPMENT	49,813.20
Kenya	MANTRAC KENYA LIMITED	MECHANICAL EQUIPMENT	191,600.00
Kenya	MITSU PARTS LIMITED	SPARE PARTS/ ACCESSORIES	349,765.83
Kenya	MSINGI BORA BUILDERS AND CONTRACTORS LTD	OFFICE FURNITURE	62,204.23
Kenya	PISU COMPANY LIMITED	LENTILS	697,252.57
Kenya	PISU COMPANY LIMITED	SEEDS/ BULBS/ SEEDLINGS	112,111.13
Kenya	PORTCROSS LIMITED	FISH	62,266.30
Kenya	Ryce East Africa Ltd	DUMP TRUCKS/TRAILERS	392,926.38
Kenya	Ryce East Africa Ltd	GENERAL CARGO TRUCKS	343,113.17
Kenya	SAVANIS BOOK CENTRE LTD	PRINTED MEDIA	38,632.69
Kenya	SCHOOL OUTFITTERS	CLOTHING	37,487.48
Kenya	SPARTAN RELIEF SUPPLIES LIMITED	BLANKETS	130,464.00
Kenya	SPARTAN RELIEF SUPPLIES LIMITED	CLOTHING	115,708.02
Kenya	SPARTAN RELIEF SUPPLIES LIMITED	HARDWARE	72,900.00
Kenya	SPARTAN RELIEF SUPPLIES LIMITED	ROOFING MATERIAL	2,052,000.00
Kenya	SPARTAN RELIEF SUPPLIES LIMITED	STRUCTURAL MATERIALS (TIMBER,	159,600.00
Kenya	TECHPRIDE LIMITED	SPARE PARTS/ ACCESSORIES	35,464.34
Kenya	UNITED NATIONS OFFICE AT NAIROBI	DIESEL	59,853.19
Kenya	VECTOR INTERNATIONAL LIMITED	MISC COMPUTER EQUIP/SUPPL	51,293.85
Korea, Republic of	PUYOUNG IND CO. LTD	PLASTIC PRODUCTS (SHEETS & ROL	861,300.00
KOSOVO	AUTOTRADE sh.p.k.	TERRAIN VEHICLES	67,761.78
KOSOVO	INFOCOM n.t.	PHOTOCOPI EQUIPMENT	30,629.18
KOSOVO	REMOD sh.p.k	HOUSEHOLD FURNITURE/EQUIPMENT	119,865.56
Kyrgyzstan	ABM-AVTO JKR LTD	DELIVERY VEHICLES/ PICK-UPS	130,910.44
Kyrgyzstan	AT EMPIRE LTD.,	COMPUTERS	74,351.60
Kyrgyzstan	JOINT STOCK COMPANY LOGIC	COMPUTERS	49,546.98
Kyrgyzstan	NSP LTD.,	POWER GENERATORS	104,776.49
Kyrgyzstan	PUBLIC CORPORATION KYRGYZAVTOVAZ	TERRAIN VEHICLES	127,314.34
Liberia	UNITED NATIONS MISSION IN LIBERIA	DIESEL	390,240.62
Macedonia	PORSE - SKOPJE	PASSENGER VEHICLES	34,332.46
Malawi	HUMA WHOLESALERS	BLANKETS	42,912.80
Malaysia	DSC SYSTEMS (M) SDN BHD	SIGNAGE/ PI ACCESSORIES	54,193.55
Malaysia	UMW TOYOTA MOTOR SDN BHD	MINIBUSES/ BUSES	60,714.93
Mauritania	ETS BAH OULD KHATTARY	BRICK-MAKING EQUIPMENT	31,721.56
Mauritania	ETS BAH OULD KHATTARY	CONCRETE/ CEMENT/ PLASTER	30,782.21
Mauritania	STAR MAURITANIE	FUELS (UNSPECIFIED)	43,981.43
Montenegro, Republic of	EFEL MOTORS DOO	TERRAIN VEHICLES	40,965.28
Mozambique	CIMPAN	MAIZE/CORN	70,901.69
Mozambique	GANI COMERCIAL	PREPARED/ PRESERVED FOODS	35,405.51
Mozambique	MOAGEIRA SUPER CHIMA	MAIZE/CORN	72,461.27
Mozambique	PAPELARIA ZAHEERS	REGISTRATION EQUIP	42,354.00
Myanmar	Diamond Dragon Industry Co., LTD	PLASTIC PRODUCTS (SHEETS & ROL	88,541.67
Myanmar	Mohamed Noor	BLANKETS	60,000.00
Myanmar	MYANMA PETROLEUM AND PRODUCTS ENTERPRISE	DIESEL	121,780.00
Myanmar	MYANMA PETROLEUM AND PRODUCTS ENTERPRISE	PETROL/BENZINE	117,266.20
Myanmar	Myanmar Golden Heart Co.,LTD (PermaNet)	MOSQUITO NET	108,282.85
Myanmar	One Seven Nine	BEDCLOTHES/ MATRESSES/ TOWELS	32,390.63
Myanmar	Shining Pearl Co. Ltd	MISC MEDICAL SUPPLIES	37,925.00
Myanmar	U WIN NAING	COOKING POTS/PANS/KETTLES	34,693.97
Netherlands	AKKERMANS INDUSTRIAL ENGINEERING	TELECOMS ACC/ SMALL HARDWARE	34,322.37

Major Orders for Goods by Agency during 2010 (Orders of \$30,000 or more)

AGENCY			PO value
Location of supplier	Name of supplier	Description of goods (equipment)	USD
UNHCR Continued			
Netherlands	IMRES	MISC MEDICAL SUPPLIES	339,704.30
Netherlands	INTERNATIONAL DISPENSARY ASSOCIATION (ID	MISC DRUGS	1,470,150.56
Netherlands	IPA INTERNATIONAL PROCUREMENT AGENCY BV	RECREATIONAL/PLAYGROUND EQUIP	31,613.67
Netherlands	SANTPOORT PROJECT SUPPLIES	SPARE PARTS/ ACCESSORIES	87,890.17
Netherlands	THE MEDICAL EXPORT GROUP BV	MISC DRUGS	547,039.27
Netherlands	THE MEDICAL EXPORT GROUP BV	MISC MEDICAL SUPPLIES	472,537.71
Netherlands	TRANSITYRE B.V.	TYRES/ TYRE TUBES	95,858.89
Netherlands	VIZADA	SATELLITE EQUIP/ ACCESSORIES	82,750.72
Norway	INFERNO NETTWERK AS	NETWORK COMPONENTS / ACCESS	46,202.36
Norway	O.B. WIJK AS	PREFABRICATED Warehouse	463,815.82
Norway	ROFI INDUSTRIES A/S	PERSONAL SAFETY/ PROTECTION	151,180.14
Norway	RUBB HALL A/S	PREFABRICATED Warehouse	62,800.00
Norway	W. GIERTSEN A/S	PREFABRICATED Warehouse	227,359.99
Oman	SAUD BAHWAN AUTOMOTIVE LLC	PASSENGER VEHICLES	52,600.00
Oman	SAUD BAHWAN AUTOMOTIVE LLC	SPARE PARTS/ ACCESSORIES	454,536.70
Oman	SAUD BAHWAN AUTOMOTIVE LLC	TYRES/ TYRE TUBES	90,624.50
Pakistan	AL-AJWA ENTERPRISES	SOAP/CLEANING /HYGIENE SUPPLIE	59,530.00
Pakistan	ALI BROTHERS	DOORS/ WINDOWS/ GLASS	30,393.33
Pakistan	AWAN AUTOS	DIESEL	32,791.60
Pakistan	BARKAT ENTERPRISES (Pvt) Ltd	KITCHENWARE	606,872.04
Pakistan	BRIGHT BUSINESS LINKS	WATER CANS	137,216.79
Pakistan	DOGAR TRADING CORPORATION (Pvt) Ltd	CLOTHING	559,345.21
Pakistan	DOGAR TRADING CORPORATION (Pvt) Ltd	KITCHENWARE	2,013,835.29
Pakistan	ESSA KHAN FILLING STATION	DIESEL	113,602.74
Pakistan	FMG SUPPLIES	BEDCLOTHES/ MATTRESSES/ TOWELS	3,822,929.39
Pakistan	FMG SUPPLIES	WATER CANS	297,766.12
Pakistan	H. NIZAM DIN AND SONS LTD.	BLANKETS	1,337,720.65
Pakistan	H. NIZAM DIN AND SONS LTD.	CLOTHING	186,621.99
Pakistan	H. NIZAM DIN AND SONS LTD.	TENT/ CAMP/ OUTDOOR EQUIP/ ACC	929,575.00
Pakistan	H. SHEIKH NOOR-UD-DIN AND SONS (PVT) LTD	BLANKETS	696,310.00
Pakistan	H. SHEIKH NOOR-UD-DIN AND SONS (PVT) LTD	CLOTHING	1,102,112.95
Pakistan	IMGC GLOBAL (PVT) LTD	BEDCLOTHES/ MATTRESSES/ TOWELS	1,557,301.96
Pakistan	IMGC GLOBAL (PVT) LTD	BLANKETS	1,109,939.62
Pakistan	IMGC GLOBAL (PVT) LTD	PREPARED/ PRESERVED FOODS	383,817.43
Pakistan	IMGC GLOBAL (PVT) LTD	SOAP/CLEANING /HYGIENE SUPPLIE	116,013.87
Pakistan	IMGC GLOBAL (PVT) LTD	WATER BUCKET/ BASINE	639,676.31
Pakistan	IMGC GLOBAL (PVT) LTD	WATER CANS	62,297.90
Pakistan	MANSHA BROTHERS	SECURITY/ DETECTION EQUIP/ SUP	91,861.81
Pakistan	MASS INTERNATIONAL (PRIVATE) LIMITED	SECURITY/ DETECTION EQUIP/ SUP	78,391.08
Pakistan	NATIONAL TENT HOUSE	BEDCLOTHES/ MATTRESSES/ TOWELS	81,480.40
Pakistan	NATIONAL TENT HOUSE	BLANKETS	1,252,691.35
Pakistan	NATIONAL TENT HOUSE	KITCHENWARE	845,171.28
Pakistan	NATIONAL TENT HOUSE	PERSONAL CARE PRODUCTS	519,225.00
Pakistan	NATIONAL TENT HOUSE	SOAP/CLEANING /HYGIENE SUPPLIE	144,481.00
Pakistan	NATIONAL TENT HOUSE	TENT/ CAMP/ OUTDOOR EQUIP/ ACC	21,927,789.80
Pakistan	NATIONAL TENT HOUSE	WATER BUCKET/ BASINE	414,658.97
Pakistan	NATIONAL TENT HOUSE	WATER CANS	49,856.96
Pakistan	NOHA GROUP	CLOTHING	1,469,239.63
Pakistan	PAK BUSINESS INTERNATIONAL	CLOTHING	444,219.99
Pakistan	PAK BUSINESS INTERNATIONAL	PREPARED/ PRESERVED FOODS	390,641.38
Pakistan	PAKISTAN STATE OIL	DIESEL	65,153.67
Pakistan	PARAMOUNT TARPAULIN INDUSTRIES	TENT/ CAMP/ OUTDOOR EQUIP/ ACC	2,673,368.61
Pakistan	Top Star Industries (Pvt) Limited	BEDCLOTHES/ MATTRESSES/ TOWELS	1,373,074.26
Pakistan	TOYOTA FRONTIER MOTORS (PRIVATE) LIMITED	SAFETY/ RESCUE VEHICLE	58,231.99
Pakistan	TOYOTA ISLAMABAD MOTORS	DELIVERY VEHICLES/ PICK-UPS	746,588.37
Pakistan	TOYOTA ISLAMABAD MOTORS	PASSENGER VEHICLES	273,231.41
Pakistan	TOYOTA ZARGHOON MOTORS	SAFETY/ RESCUE VEHICLE	212,519.09
Pakistan	WORLD WIDE LOGISTICS	TENT/ CAMP/ OUTDOOR EQUIP/ ACC	176,366.84
Pakistan	ZAHRA TENT INDUSTRIES (PVT) LTD	TENT/ CAMP/ OUTDOOR EQUIP/ ACC	3,399,176.95
Philippines	TOYOTA PASIG	TERRAIN VEHICLES	101,471.22
Russian Federation	F.E.SAMOILOVICH ENTREPRENEUR	VITAMINS/ MINERALS	31,821.63
Russian Federation	UNITED NATIONS DEVELOPMENT PROGRAMME	TERRAIN VEHICLES	99,652.18
Russian Federation	VIVAS	COMPUTERS	94,226.69
Rwanda	ABACUS PHARMA (A) Ltd-Kigali - 2010	MISC DRUGS	102,456.67
Rwanda	CREATIVA ltd	AGRICULTURE/ GARDEN TOOLS	84,183.67
Rwanda	CREATIVA ltd	STRUCTURAL BUILDING PRODUCTS /	58,163.27
Rwanda	DEPOT PHARMACEUTIQUE LE MEDICAL	MISC DRUGS	106,320.24
Rwanda	KOBIL RWANDA SARL	DIESEL	131,479.20
Rwanda	MUKAKIMENYI EMERANCE	COOKING STOVES	300,919.82
Rwanda	NSHIMIYIMANA SAMSON	COOKING STOVES	45,062.93
Rwanda	SPORT EQUIPMENTS STORE	RECREATIONAL/PLAYGROUND EQUIP	96,627.44
Saudi Arabia	Abulateef Jameel Corporation	PASSENGER VEHICLES	31,466.67
Saudi Arabia	Abulateef Jameel Corporation	TERRAIN VEHICLES	77,706.66
Saudi Arabia	AL SENIDI CO.,	BEDCLOTHES/ MATTRESSES/ TOWELS	37,266.67
Saudi Arabia	AL SENIDI CO.,	BLANKETS	85,792.00
Saudi Arabia	AL SENIDI CO.,	TENT/ CAMP/ OUTDOOR EQUIP/ ACC	68,586.67
Senegal	CFAO SENEGAL	MOTORIZED CYCLES	33,672.49
Senegal	GIE BOOK JUBO LHOENE	SEEDS/ BULBS/ SEEDLINGS	96,014.49
Senegal	PAPETERIE OUEST AFRICAINE	OFFICE FURNITURE	42,552.47
Serbia and Montenegro	BEKO LTD, NTSH	CLEANING/ LAUNDRY EQUIPMENT	36,129.28
Serbia and Montenegro	BEKO LTD, NTSH	HOUSEHOLD FURNITURE/EQUIPMENT	66,382.80
Serbia and Montenegro	HIB PETROL	DIESEL	140,995.73
Serbia and Montenegro	LTG	SPARE PARTS/ ACCESSORIES	111,870.68
Serbia and Montenegro	NNTP "AL-TRADE"	PREFABRICATED House	510,223.37
Serbia and Montenegro	VIVA MARKET SH.P.K	BEEF	71,209.63
Serbia and Montenegro	VIVA MARKET SH.P.K	FISH	52,216.52
Serbia and Montenegro	VIVA MARKET SH.P.K	PREPARED/ PRESERVED FOODS	31,161.30
Serbia and Montenegro	VIVA MARKET SH.P.K	WHEAT	32,538.98
Serbia, Republic of	HYUNDAI AUTO DOO BEOGRAD	PASSENGER VEHICLES	89,425.42
Serbia, Republic of	NIS JUGOPETROL, BELGRADE	DIESEL	103,134.19
Serbia, Republic of	NIS JUGOPETROL, BELGRADE	FUELS (UNSPECIFIED)	102,668.38
Serbia, Republic of	VERANO MOTORS, BELGRADE	PASSENGER VEHICLES	49,817.63
Sierra Leone	HAYAT AUTO SPARES	SPARE PARTS/ ACCESSORIES	47,575.85
Sierra Leone	SIERRA LEONE IMMIGRATION DEPARTMENT	VIDEO/ CAMERA/ PHOTO EQUIP	31,515.15
Sierra Leone	SIERRA LEONE NATIONAL PETROLEUM CO. LTD	DIESEL	155,610.00
Somalia	AL MADENA MOTORS	DELIVERY VEHICLES/ PICK-UPS	55,860.00
South Africa	AFRI TURK TEXTILES CC	BLANKETS	39,133.36
South Africa	CMH PRETORIA	PASSENGER VEHICLES	33,533.78
South Africa	Highveld Promotions	CLOTHING	40,638.88
South Africa	HYDRAFORM INTERNATIONAL (PTY) LTD	BRICK-MAKING EQUIPMENT	183,092.52
South Africa	JLR International Services	MAIZE/CORN	40,610.00
South Africa	MCCARTHY TOYOTA	PASSENGER VEHICLES	56,266.99
South Africa	New Teltron	PRINTER/ PRINTER ACCESSORIES	104,892.36
South Africa	V&M GRAINS	BEANS	58,750.00
Sri Lanka	ANOMAA TEXTILE	BEDCLOTHES/ MATTRESSES/ TOWELS	336,124.14
Sri Lanka	FIVE STAR TEXTILES CENTRE	BEDCLOTHES/ MATTRESSES/ TOWELS	68,148.15
Sri Lanka	FMJ PLASTICS (PVT) LTD	WATER CANS	76,372.73
Sri Lanka	GLOBUS ENTERPRISE	BEDCLOTHES/ MATTRESSES/ TOWELS	54,709.63
Sri Lanka	GLOBUS ENTERPRISE	LIGHTING INDOOR/ OUTDOOR	44,882.09
Sri Lanka	GLOBUS ENTERPRISE	ROPES/ CHAINS/ WIRES	56,161.02
Sri Lanka	LANKALOHA HARDWARE LIMITED	AGRICULTURE/ GARDEN TOOLS	240,827.81
Sri Lanka	MANISHA (PVT) LTD	TOOL KITS	139,329.81
Sri Lanka	ORIENT PLASTICS (PVT) LTD	WATER BUCKET/ BASINE	74,697.35
Sri Lanka	SUWIMAL ENTERPRISE	FORMING TOOLS	63,004.06
Sri Lanka	SUWIMAL ENTERPRISE	TOOL KITS	223,671.24
Sudan	ABBARCI ENGINEERING CO. LTD	TANKERS	380,952.38
Sudan	Abdel Rahim Hussain Transport & Eng.	PREFABRICATED House	111,201.69
Sudan	Adil Mustafa Ahmed Abdel Rahman	OFFICE FURNITURE	50,000.00
Sudan	AHRAMAT INT. EXPORT AND IMPORT	ELECTRICAL SUPPL	31,660.89
Sudan	CREATIVE DESIGNERS & SCREEN PRINTERS	CLOTHING	45,255.00
Sudan	EUROCHAMP LTD , JUBA SOUTH SUDAN	PREFABRICATED House	304,585.00

Major Orders for Goods by Agency during 2010 (Orders of \$30,000 or more)

AGENCY			PO value
Location of supplier	Name of supplier	Description of goods (equipment)	USD
UNHCR Continued			
Sudan	GIAD TRACTORS & AGRICULTURE EQUIPMENT CO	AGRICULTURAL VEHICLES	105,882.35
Sudan	GIAD TRACTORS & AGRICULTURE EQUIPMENT CO	AGRICULTURE/FARM EQUIP	36,554.62
Sudan	GOLDEN ARROW CO.LTD (TOYOTA)	PASSENGER VEHICLES	45,360.17
Sudan	HASS PETROLUEM LTD	DIESEL	65,244.24
Sudan	HYDRO WATER WELL	WATER PUMPS	61,500.00
Sudan	Omar Hassan OMAR	DIESEL	230,335.48
Sudan	Penta Petroleum Company	DIESEL	57,365.10
Sudan	PETROCITY ENTERPRISES	DIESEL	755,794.32
Sudan	Swedish Free Mission	OFFICE FURNITURE	68,518.00
Sudan	THE GREAT RUAHA DRILLING (SS) LIMITED	WATER PUMPS	142,768.98
Sudan	WADI ELGUNDI GROUP	SPARE PARTS/ ACCESSORIES	34,473.71
Sweden	HEMOCUE AB	MISC MEDICAL SUPPLIES	53,568.45
Switzerland	ABDT MORCIANO	TELEPHONY EQUIPMENT/ SUPPLIES	228,812.18
Switzerland	ARP DATAON AG	OFFICE SUPPLIES	71,470.47
Switzerland	AXONLAB AG	MISC MEDICAL SUPPLIES	46,253.60
Switzerland	COWISA SA	CLOTHING	47,863.00
Switzerland	COWISA SA	OFFICE SUPPLIES	32,144.32
Switzerland	COWISA SA	SIGNAGE/ PI ACCESSORIES	78,287.87
Switzerland	GALEXIS SA	MISC DRUGS	42,442.56
Switzerland	GIRSBERGER SA	OFFICE FURNITURE	49,414.17
Switzerland	IBM Switzerland Ltd	SOFTWARE	160,218.84
Switzerland	INTERSITAG BURORÓY SA	OFFICE FURNITURE	49,861.98
Switzerland	MIB SUISSE SA	ELECTRONIC DATA STORAGE EQUIP	65,093.30
Switzerland	MIB SUISSE SA	MISC COMPUTER EQUIP/SUPPL	43,692.15
Switzerland	OPEN TEXT AG - SUISSE	SOFTWARE	353,741.00
Switzerland	ORACLE SOFTWARE GMBH	SOFTWARE	87,550.00
Switzerland	PRIMELCO SYSTEM DEVICE AG	MISC COMPUTER EQUIP/SUPPL	246,762.50
Switzerland	SWISSCOM (Switzerland) Ltd	MISC TELECOMS ACCESSORIES	86,679.23
Switzerland	SWISSCOM (Switzerland) Ltd	TELEPHONY EQUIPMENT/ SUPPLIES	479,579.06
Switzerland	SYSPOST AG	OFFICE FURNITURE	64,899.64
Switzerland	TORCOM SARL	ANTENNAS/ ANTENNA ACCESSORIES	58,264.18
Switzerland	VESTERGAARD FRANDSEN GROUP	MOSQUITO NET	2,731,040.00
Switzerland	VHF Technologies SA	SOLAR GENERATORS/ SUPPLIES	283,944.35
Switzerland	ZEMP AG OBJEKT-U. BUROMOBELBAU	OFFICE FURNITURE	141,859.50
Syrian Arab Republic	ALAMIN MEDICAL INSTRUMENTS CO.	MISC MEDICAL SUPPLIES	779,032.45
Syrian Arab Republic	Al-Amir Co for Food Products/Al Amir Lil	BEVERAGES	183,999.82
Syrian Arab Republic	Al-Amir Co for Food Products/Al Amir Lil	LENTILS	181,500.00
Syrian Arab Republic	Al-Amir Co for Food Products/Al Amir Lil	NOODLES/PASTA	308,000.00
Syrian Arab Republic	Al-Amir Co for Food Products/Al Amir Lil	PEAS	84,000.00
Syrian Arab Republic	Al-Amir Co for Food Products/Al Amir Lil	PERSONAL CARE PRODUCTS	1,195,000.00
Syrian Arab Republic	Al-Amir Co for Food Products/Al Amir Lil	SUGAR	152,000.00
Syrian Arab Republic	ALHAYAT MEDICAL SERVICES	MISC MEDICAL SUPPLIES	63,029.99
Syrian Arab Republic	ALHOUDA CO.	PERSONAL CARE PRODUCTS	59,850.00
Syrian Arab Republic	Alsaady Trading Company L.T.D	MINIBUSES/ BUSES	341,500.00
Syrian Arab Republic	ARCADE ENGINEERING CO.	AIR CONDITIONING EQUIP/ SUPPL	34,946.40
Syrian Arab Republic	Hassan Nasser Al Deen	PREPARED/ PRESERVED FOODS	100,187.77
Syrian Arab Republic	HAYA FOR IMPORT & EXPORT	MISC MEDICAL SUPPLIES	56,509.45
Syrian Arab Republic	HOMSI, Roy	POWER GENERATORS	122,030.24
Syrian Arab Republic	KASSAB BROTHERS COMPANY	BEANS	130,145.65
Syrian Arab Republic	KILANI Mohamed Saeed	POWER GENERATORS	49,136.07
Syrian Arab Republic	KILANI Mohamed Saeed	WATER COOLED POWER GENERATORS	32,065.22
Syrian Arab Republic	MEDICAL GROUP	MISC MEDICAL SUPPLIES	244,000.00
Syrian Arab Republic	NATIONAL SYSTEMS COMMUNICATIONS&COMPUTRS	MISC COMPUTER EQUIP/SUPPL	81,684.67
Syrian Arab Republic	SABBAGH & DAKER CO.	OFFICE SUPPLIES	51,266.06
Syrian Arab Republic	SABBAGH & DAKER CO.	PERSONAL CARE PRODUCTS	115,900.00
Syrian Arab Republic	SADCOP	DIESEL	50,898.80
Syrian Arab Republic	SADCOP	FUELS (UNSPECIFIED)	56,287.14
Syrian Arab Republic	SAMER GHOSSEN TRADING COMPANY	PERSONAL CARE PRODUCTS	221,690.94
Syrian Arab Republic	TABBASH, Ahmad	MISC MEDICAL SUPPLIES	608,671.98
Tanzania, United Republic of	A TO Z TEXTILE MILLS LTD	MOSQUITO NET	238,736.00
Tanzania, United Republic of	BP TANZANIA, LTD	AVIATION FUEL	114,678.07
Tanzania, United Republic of	COMPUTER CENTRE (TZ) LTD	COMPUTERS	63,095.91
Tanzania, United Republic of	ENGEN PETROLEUM (TANZANIA) LTD	DIESEL	2,956,969.64
Tanzania, United Republic of	MANTRAC TANZANIA LIMITED	WATER COOLED POWER GENERATORS	55,518.17
Tanzania, United Republic of	MERRYWATER AG LTD	WATER COOLED POWER GENERATORS	45,316.65
Tanzania, United Republic of	SOAP AND ALLIED INDUSTRIES LIMITED	SOAP/CLEANING /HYGIENE SUPPLIE	263,118.05
Tanzania, United Republic of	SUNFLAG (TANZANIA) LIMITED	CLOTHING	64,864.86
Tanzania, United Republic of	TUJO GENERAL SUPPLIES	TYRES/ TYRE TUBES	55,129.79
Thailand	S.P. INTERNATIONAL CO., LTD.	TERRAIN VEHICLES	52,801.04
Thailand	TOYOTA THONBURI CO., LTD.	TERRAIN VEHICLES	115,166.33
Thailand	UN ESCAP	TELEPHONY EQUIPMENT/ SUPPLIES	33,222.56
Togo	E. CO. BA. A.P.	WATER PIPES/ RELATED SUPPLIES	83,641.04
Togo	ETS ECBE	RECREATIONAL/PLAYGROUND EQUIP	33,056.17
Togo	SOCIETE KAFROUNI INT	DELIVERY VEHICLES/ PICK-UPS	50,949.56
Togo	SOCIETE SHELL TOGO	DIESEL	55,839.04
Uganda	ABACUS PHARMA (A) LTD	MISC DRUGS	59,433.53
Uganda	COMPULINK INTERNATIONAL LTD	TONERS/ RIBBONS/ CARTRIDGES	45,930.96
Uganda	COMPUTER CLINIC LTD	TONERS/ RIBBONS/ CARTRIDGES	46,991.84
Uganda	CRESTANKS LIMITED	OFFICE SUPPLIES	36,844.98
Uganda	EAST AFRICAN SEED (U) LTD	SEEDS/ BULBS/ SEEDLINGS	58,475.98
Uganda	FONTANA AUTO PARTS (U) LIMITED	TYRES/ TYRE TUBES	39,291.23
Uganda	MEDILAB (U) LTD	MISC MEDICAL SUPPLIES	45,545.85
Uganda	SOUTHERN RANGE NYANZA LIMITED	CLOTHING	53,292.69
Uganda	TECHNOLOGY FOR TOMORROW LTD	PERSONAL CARE PRODUCTS	102,208.82
Uganda	TOTAL UGANDA LIMITED	DIESEL	487,958.10
Ukraine	AUTOTRADING	PASSENGER VEHICLES	38,525.46
Ukraine	TOV Delta Systems	COMPUTERS	31,121.86
United Arab Emirates	AL TASAHEEL (ASP) TRADING LLC	AGRICULTURAL VEHICLES	96,812.00
United Arab Emirates	AL TASAHEEL (ASP) TRADING LLC	INSECTICIDE/SPRAYER	69,150.00
United Arab Emirates	AL TASAHEEL (ASP) TRADING LLC	POWER GENERATORS	45,434.00
United Arab Emirates	AL TASAHEEL (ASP) TRADING LLC	SPARE PARTS/ ACCESSORIES	90,762.10
United Arab Emirates	AL TASAHEEL AUTO SPARE PARTS TRADING LLC	RECREATIONAL/PLAYGROUND EQUIP	31,115.00
United Arab Emirates	BUKKEHAVE LTD.	SPARE PARTS/ ACCESSORIES	57,316.14
United Arab Emirates	N-R-S INTERNATIONAL - FZE	BEDCLOTHES/ MATTRESSES/ TOWELS	489,288.80
United Arab Emirates	N-R-S INTERNATIONAL - FZE	TENT/ CAMP/ OUTDOOR EQUIP/ ACC	25,312,598.70
United Arab Emirates	PEACOCK ELECTROMECHANICAL TRADING CO LLC	TANKERS	175,000.00
United Arab Emirates	SPECTRUM TENT MANUFACTURING	TENT/ CAMP/ OUTDOOR EQUIP/ ACC	910,446.00
United Arab Emirates	VAN VLIET MIDDLE EAST FZE	DUMP TRUCKS/TRAILERS	97,600.00
United Arab Emirates	WESTERN AUTO LLC	PUBLIC SAFETY/ CONTROL	32,972.00
United Arab Emirates	WESTERN AUTO LLC	SPARE PARTS/ ACCESSORIES	244,417.00
United Arab Emirates	WESTERN AUTO LLC	TONERS/ RIBBONS/ CARTRIDGES	42,785.00
United Arab Emirates	WESTERN AUTO LLC	TYRES/ TYRE TUBES	180,770.00
United Kingdom	BESTNET EUROPE LTD	MOSQUITO NET	2,567,130.00
United Kingdom	CTEQ LTD	MISC TELECOMS ACCESSORIES	30,309.05
United Kingdom	CTEQ LTD	SATELLITE EQUIP/ ACCESSORIES	46,992.63
United Kingdom	CTEQ LTD	VHF EQUIPMENT	61,731.27
United Kingdom	DURBIN PLC	MISC DRUGS	65,794.20
United Kingdom	ENGLANDS	PERSONAL SAFETY/ PROTECTION	34,070.12
United Kingdom	EVENPRODUCTS LIMITED	WATER TANK/ WATER CONTAINERS	32,305.74
United Kingdom	F. G. WILSON (ENGINEERING) LTD	GEN ACCESSORIES/ SPARE PARTS	38,294.52
United Kingdom	F. G. WILSON (ENGINEERING) LTD	POWER GENERATORS	41,710.00
United Kingdom	F. G. WILSON (ENGINEERING) LTD	WATER COOLED POWER GENERATORS	245,276.00
United Kingdom	HESCO BASTION LTD.	PERSONAL SAFETY/ PROTECTION	33,445.00
United Kingdom	WAGTECH INTERNATIONAL Limited	WATER TREATMENT EQUIP/ SUPPL	54,149.87
United Kingdom (Gibraltar)	ARMOURED PROJECT VEHICLE	SPARE PARTS/ ACCESSORIES	42,148.54
United Kingdom (Gibraltar)	TOYOTA GIBRALTAR STOCKHOLDINGS LTD	DELIVERY VEHICLES/ PICK-UPS	232,873.19
United Kingdom (Gibraltar)	TOYOTA GIBRALTAR STOCKHOLDINGS LTD	MINIBUSES/ BUSES	160,809.80
United Kingdom (Gibraltar)	TOYOTA GIBRALTAR STOCKHOLDINGS LTD	OTHER SPECIALIZED VEHICLES	54,091.39
United Kingdom (Gibraltar)	TOYOTA GIBRALTAR STOCKHOLDINGS LTD	SAFETY/ RESCUE VEHICLE	223,495.84
United Kingdom (Gibraltar)	TOYOTA GIBRALTAR STOCKHOLDINGS LTD	TERRAIN VEHICLES	235,630.07
United Kingdom (Gibraltar)	TRADE FACTORS OVERSEAS LIMITED	ARMOURED VEHICLES	294,545.46

Major Orders for Goods by Agency during 2010 (Orders of \$30,000 or more)

AGENCY			PO value
Location of supplier	Name of supplier	Description of goods (equipment)	USD
UNHCR Continued			
United States of America	EMERGING MARKETS COMMUNICATIONS INC	SATELLITE EQUIP/ ACCESSORIES	619,194.00
United States of America	FLORIDA MICRO	COMPUTERS	34,231.00
Venezuela	QUICK SOLUTIONS 2001, C.A.	PHOTOCOPY EQUIPMENT	51,600.00
Yemen	ALHADI TRANSPORTATION CO.	WATER CANS	79,992.00
Yemen	Automotive & Machinery Trading Center	DELIVERY VEHICLES/ PICK-UPS	161,000.00
Yemen	Automotive & Machinery Trading Center	TERRAIN VEHICLES	129,000.00
Yemen	BIN AWAD LTD	CONSTRUCTION SUPPORT EQUIPMENT	38,681.40
Yemen	Furniture Al-Awadi	BEDCLOTHES/ MATRESSES/ TOWELS	1,003,887.50
Yemen	Furniture Al-Awadi	ROPES/ CHAINS/ WIRES	135,500.00
Yemen	Furniture Al-Awadi	STRUCTURAL MATERIALS (TIMBER,	96,600.00
Yemen	IBRAHIM ALI A ESHACK CORPORATION	POWER GENERATORS	52,800.00
Yemen	Riyad Abdullah Thabet AlQadhi	BEDCLOTHES/ MATRESSES/ TOWELS	100,800.00
Yemen	RIYADH AHMED MOHAMED SAIF	SOAP/CLEANING /HYGIENE SUPPLIE	116,237.17
Zambia	ALLIANCE PHARMACEUTICALS LTD	MISC DRUGS	30,902.23
Zambia	AUTOMOTIVE EQUIPMENT LIMITED	SPARE PARTS/ ACCESSORIES	45,058.19
Zambia	AUTOMOTIVE EQUIPMENT LIMITED	TYRES/ TYRE TUBES	76,044.96
Zambia	CALTEX OIL ZAMBIA LTD.	DIESEL	293,360.36
Zambia	PRO PRINT LIMITED	PERSONAL CARE PRODUCTS	77,376.00
Zambia	TOYOTA ZAMBIA LIMITED	SPARE PARTS/ ACCESSORIES	96,403.58
Zambia	WORLD FOOD PROGRAMME ZAMBIA	PREPARED/ PRESERVED FOODS	71,544.14
Zimbabwe	NATIONAL FOODS LIMITED	RICE	33,605.00
Zimbabwe	NATIONAL FOODS LIMITED	VEGETABLE OIL	37,696.95
Zimbabwe	VICTORIA FOODS	MAIZE/CORN	110,013.96
UNICEF			
Afghanistan	Aajaz Hekmat Ltd	Education Supplies	39,666.67
Afghanistan	Afax Logistics Solutions	Water And Sanitation	91,905.72
Afghanistan	Afghan Dubai	It & Office Supplies	43,199.42
Afghanistan	Afghan Noble Group	Water And Sanitation	406,803.46
Afghanistan	Afghan Tech Co. Ltd. Mazar	Water And Sanitation	41,913.43
Afghanistan	Ahmad Monir Ltd	Shelter/Field Equip.	41,759.22
Afghanistan	Ahmad Printing Press, Kabul	Printing	556,211.84
Afghanistan	Al Kawsar Co Ltd	Water And Sanitation	345,992.24
Afghanistan	Baheer Computer And Printing Co. Ltd	Printing	561,923.44
Afghanistan	Besmillaea Sons Ltd	Education Supplies	219,366.18
Afghanistan	Eisa Jawid	Transport	199,237.10
Afghanistan	Eisa Jawid	Water And Sanitation	39,114.74
Afghanistan	Elite Decore Ltd (Furniture & Decoration)	It & Office Supplies	84,866.20
Afghanistan	Hamdard Industrial Printing Press	It & Office Supplies	61,972.46
Afghanistan	Hewadwal Construction & Road Bulding Company	It & Office Supplies	98,093.85
Afghanistan	Hewadwal Construction & Road Bulding Company	Shelter/Field Equip.	141,421.59
Afghanistan	High Standard Pipe	Water And Sanitation	315,872.22
Afghanistan	Jubaili Bros. Kandahar	It & Office Supplies	43,683.77
Afghanistan	Kandahar Ariana Petrol Pump	Fuel & Lubricants	46,182.53
Afghanistan	Khawadi Store	It & Office Supplies	34,934.48
Afghanistan	Mahmoodi Group Ltd	Medical Equipment	40,735.54
Afghanistan	Mahmoodi Group Ltd	Water And Sanitation	71,111.11
Afghanistan	Milad Aruoby Store	It & Office Supplies	261,887.56
Afghanistan	National Fuel Inc.	Fuel & Lubricants	389,959.00
Afghanistan	Nawi Nengarhar Mowafaq Ltd	Education Supplies	107,789.97
Afghanistan	New Jabel Saraj Transport	Education Supplies	728,688.31
Afghanistan	New Jabel Saraj Transport	Transport	71,323.43
Afghanistan	Sareh Graphics	Printing	124,204.40
Afghanistan	Shesham Bagh Petrol Pump Station	Fuel & Lubricants	51,541.57
Afghanistan	Shirhagha Departmental Store	It & Office Supplies	209,219.28
Afghanistan	Strength Innovation	Printing	314,450.65
Albania	Arba Editions	Printing	92,218.91
Albania	Fastech Sh.P.K.	It & Office Supplies	37,724.29
Albania	Gezim Tafa - Ombra Gvg	Printing	89,057.09
Albania	Klubi Aleph	Printing	33,594.03
Albania	M. Lezha Shpk. - Albania	Education Supplies	159,475.49
Albania	Pegi - Shtepia Botuese & Shtypshkronja	Printing	36,984.54
Algeria	El Dallil Burotic	Education Supplies	52,280.91
Algeria	Entreprise En Btph Sisbane Ferroukhi Hafidha	It & Office Supplies	37,900.96
Angola	Eal - Edicoes De Angola, Lda	Health & Nutrition	35,000.00
Angola	Eal - Edicoes De Angola, Lda	Printing	311,370.30
Angola	Habitec Comercio E Industria S.A	It & Office Supplies	33,064.59
Angola	J.L.P. (Angola) Engineering Solutions	Communication Equip.	39,449.27
Angola	Oscar Gil	Communication Equip.	95,964.24
Angola	Toyota De Angola, Sari	Transport	54,577.19
Argentina	Baires Print S.A.	Printing	75,984.60
Argentina	Ciudad Grfica S.R.L.	Printing	69,934.79
Argentina	Dicopack S.A.	Water And Sanitation	488,430.00
Argentina	Ediciones Emede S.A	Printing	170,096.23
Argentina	Exo S.A.	It & Office Supplies	63,115.30
Argentina	Impresos Garbarino Hnos. S.A.	Printing	33,485.17
Australia	Codan Limited	Communication Equip.	486,281.20
Australia	Livingstone International Pty Ltd.	Medical Equipment	62,725.00
Australia	Mono Pumps (Australia) Pty. Ltd.	Water And Sanitation	35,610.00
Austria	Sandoz Grmbh	Pharmaceuticals	1,506,367.42
Austria	Semperit Technische Produkte	Medical Renewable	230,224.72
Austria	Thermo Fisher Scientific	Water And Sanitation	63,210.00
Bangladesh	Babel Corporation Ltd.	Medical Equipment	39,288.41
Bangladesh	Bangladesh Progressive Enterprise Press Ltd.	Printing	369,115.06
Bangladesh	Beximco Pharmaceuticals Limited	Pharmaceuticals	74,280.00
Bangladesh	Boc Bangladesh Limited	Medical Equipment	35,226.97
Bangladesh	Design Plus Limited	It & Office Supplies	47,365.35
Bangladesh	Evergreen Printing And Packaging	Education Supplies	36,091.30
Bangladesh	Evergreen Printing And Packaging	Printing	340,931.64
Bangladesh	Fast Corporation (Pvt.) Ltd.	Education Supplies	55,034.12
Bangladesh	Flora Ltd.	It & Office Supplies	764,523.95
Bangladesh	Gazi Enterprise	Water And Sanitation	52,583.36
Bangladesh	Globe Stationery	Education Supplies	112,985.73
Bangladesh	Globe Stationery	Medical Equipment	30,350.75
Bangladesh	Goodwill Trade International	Clothing & Footwear	70,800.69
Bangladesh	Goodwill Trade International	Education Supplies	208,954.43
Bangladesh	Goodwill Trade International	Shelter/Field Equip.	106,075.82
Bangladesh	Goodwill Trade International	Water And Sanitation	118,316.70
Bangladesh	Himalaya Trading Company	Medical Equipment	76,558.63
Bangladesh	Incepta Pharmaceuticals Ltd.	Pharmaceuticals	1,227,038.10
Bangladesh	Intergraphic Limited	Printing	187,021.02
Bangladesh	Islam Enterprise	Transport	50,190.24
Bangladesh	Karnaphuli Industries Ltd.	Transport	73,158.02
Bangladesh	Laser Scan Limited	Printing	30,392.98
Bangladesh	Lerica Trading Co. (Bd) Pvt. Ltd.	Clothing & Footwear	558,744.65
Bangladesh	Lerica Trading Co. (Bd) Pvt. Ltd.	Water And Sanitation	57,877.32
Bangladesh	M/S. Sagir & Brothers	Shelter/Field Equip.	699,465.76
Bangladesh	Maks Trading Ltd.	Medical Equipment	239,400.85
Bangladesh	Masro Printing & Packaging Ltd.	Printing	94,728.89
Bangladesh	Oboni Printing & Packaging Ltd.	Printing	42,932.89
Bangladesh	Orchid Printers	Printing	911,773.68
Bangladesh	Oriental Services Av (Bd) Ltd.	Communication Equip.	36,793.16
Bangladesh	Partex Furniture Industries Limited	Medical Equipment	181,977.75
Bangladesh	Project Director, Integrated Community Development Project (Icdp)	Shelter/Field Equip.	536,410.23
Bangladesh	Rangpur Foundry Ltd.	Water And Sanitation	31,640.20
Bangladesh	Renata Limited	Pharmaceuticals	252,686.82
Bangladesh	Sanofi-Aventis Bangladesh Limited	Pharmaceuticals	132,300.00
Bangladesh	Square Pharmaceuticals Ltd.	Pharmaceuticals	1,500,039.22
Bangladesh	Thakral Information Systems Private Limited	It & Office Supplies	116,324.16
Bangladesh	Western Engineering Co.	Education Supplies	70,497.07
Barbados	Cot Printery	Printing	47,850.31
Barbados	Maintosh Services Inc.	Water And Sanitation	44,043.08

Major Orders for Goods by Agency during 2010 (Orders of \$30,000 or more)

AGENCY			PO value
Location of supplier	Name of supplier	Description of goods (equipment)	USD
UNICEF Continued			
Belarus	Allora - Vivid Colours	Printing	55,184.25
Belarus	Beltomed, Ooo	Medical Equipment	206,508.57
Belarus	Oxford Medical Instrument, Chup	Medical Equipment	138,232.27
Belarus	Uomz-Tekhnika, Ooo	Medical Equipment	141,862.30
Belarus	Visa Group	Printing	46,320.88
Belgium	A. De Backer & Co	Water And Sanitation	196,058.72
Belgium	Alpinter Sa/Nv	Nutrition	33,056.66
Belgium	Becton Dickinson International	Laboratory Supplies	4,531,019.78
Belgium	Becton Dickinson International	Medical Renewable	14,614,991.42
Belgium	Glaxosmithkline Biologicals S.A.	Vaccines/Biologicals	169,352,535.00
Belgium	Innogenetics Nv	Diagnostic Test Kits	31,867.54
Belgium	Laboratoria Wolfs N.V.	Pharmaceuticals	288,571.47
Belgium	Michiels Fabrieken N.V.	Nutrition	2,704,351.20
Belgium	Msf Supply Scrl-Cv	Nutrition	2,064,624.37
Belgium	Msf Supply Scrl-Cv	Pharmaceuticals	31,961.86
Belgium	Purna Pharmaceuticals N.V.	Pharmaceuticals	3,361,989.89
Benin	Ameublement Libera	It & Office Supplies	100,372.56
Benin	Complexe Textile Du Benin	Education Supplies	50,072.09
Benin	Comptoir Beninois De Papier	Education Supplies	31,632.90
Benin	Crepa Benin	Water And Sanitation	116,434.29
Benin	Dankeza	Diagnostic Test Kits	58,188.65
Benin	Ibcg	Water And Sanitation	56,968.72
Benin	Imprimerie Minute - Sarl	Printing	57,475.76
Benin	La Roche	Clothing & Footwear	42,911.39
Benin	Lotus + Mater. Et Fournitures De Bureau	Education Supplies	78,579.14
Benin	Magnificat Edition	Printing	47,866.26
Benin	Nouvelle Presse Industries Graphiq	Printing	81,942.70
Benin	Prim'Etic	Printing	40,485.29
Benin	Societe Beninoise D'Energie Electrique (Sbee)	It & Office Supplies	92,023.53
Benin	St Tunde S.A.	Education Supplies	64,424.89
Bhutan	Galing Printing & Desktop Publishing H	Printing	35,473.83
Bhutan	Jaigaon Steel Centre	Water And Sanitation	85,630.58
Bolivia	Alberto Santander Cespedes	Water And Sanitation	61,698.86
Bolivia	Artes Grficas Sagitario S.R.L.	Printing	102,649.54
Bolivia	Dell World Trade L.P.	It & Office Supplies	73,019.00
Bolivia	Editorial Cuatro Hnos.	Printing	87,390.60
Bolivia	Eduardo Perez Hidalgo	Education Supplies	52,169.64
Bolivia	Marilin Cordero	Printing	123,679.41
Bolivia	Nosiglia Sport Ltda.	Transport	104,834.13
Bolivia	Prisa Ltda	Printing	43,657.86
Bolivia	Sigma Corp. Srl	Nutrition	191,012.47
Bolivia	Sociedad Comercial Juan Bautista Ltda.	Water And Sanitation	64,601.14
Bolivia	Spc Impresores	Printing	54,123.09
Bolivia	Victoriano Nova	Education Supplies	69,369.61
Bosnia-Herz.	Bemust D.O.O. Sarajevo	Printing	62,371.29
Bosnia-Herz.	Consalta D.O.O.	It & Office Supplies	35,232.85
Bosnia-Herz.	Etno Radionica Mrsic	Clothing & Footwear	33,354.81
Bosnia-Herz.	Mos D.O.O. Sarajevo	It & Office Supplies	43,736.32
Botswana	Printing And Publishing (Pty) Ltd	Printing	33,690.65
Brazil	Bio-Manguinhos	Vaccines/Biologicals	3,313,710.00
Brazil	Grafica E Editora Ideal Ltda	Printing	57,820.27
Brazil	Grafica E Editora Positiva Ltda	Printing	58,093.60
Brazil	Jarbas Aguiar Comercio Ltda-Me	Education Supplies	31,846.15
Brazil	Mercado Dos Esportes Ltda	Education Supplies	51,945.84
Brazil	Pro-Visual Divisao Grafica Ltda-Me	Printing	45,424.93
Brazil	Rhj - Industria E Comercio De Equipamentos Medicos Ltda-Me	Laboratory Supplies	144,467.65
Bulgaria	Marketing-V Ltd.	Medical/Hygiene Kits	36,862.74
Bulgaria	Marketing-V Ltd.	Water And Sanitation	367,599.01
Burkina-Faso	Azimut De Travaux Et Fournitures	Education Supplies	68,276.31
Burkina-Faso	Azimut De Travaux Et Fournitures	Water And Sanitation	35,189.67
Burkina-Faso	Bamogo Guingri	Education Supplies	39,831.12
Burkina-Faso	Eniam-Bliment Sarl	Education Supplies	57,561.59
Burkina-Faso	Eniam-Bliment Sarl	Water And Sanitation	35,917.32
Burkina-Faso	Entreprise Koala Meuble De Luxe	Education Supplies	38,262.18
Burkina-Faso	Entreprise Wendbe	Water And Sanitation	33,136.11
Burkina-Faso	Ets Ouedraogo Issa Et Freres	Shelter/Field Equip.	84,046.88
Burkina-Faso	Ets Pafadnam Saidou	Transport	70,075.87
Burkina-Faso	Fgz Trading	Printing	262,281.66
Burkina-Faso	Genesis Burkina Sarl	Bednets/Insecticides	42,688.49
Burkina-Faso	Getraco (Gnrle Des Travaux De Construction)	Water And Sanitation	33,163.27
Burkina-Faso	Gib/Caci-B	Printing	42,305.99
Burkina-Faso	Graphi Imprim	Printing	63,003.73
Burkina-Faso	Spa Pro Buro	Education Supplies	87,395.14
Burkina-Faso	Total Burkina	Fuel & Lubricants	35,834.30
Burundi	Alcometal	It & Office Supplies	218,618.00
Burundi	Engen Petroleum Burundi	Fuel & Lubricants	60,928.21
Burundi	Ets Nduricimpa J. Bosco	Transport	69,080.17
Burundi	Ets Vyimana Prime	Transport	40,210.38
Burundi	Maimo	Printing	93,483.91
Burundi	Mex (Maison Electro Xerographie)	Printing	46,839.00
Burundi	Regie Des Productions Pedagogiques	Education Supplies	651,975.11
Burundi	Top Imprimerie	Printing	33,723.29
Burundi	Tramwex	Transport	44,954.26
Burundi	Utema Travhydro Burundi	Water And Sanitation	119,585.34
Cambodia	Ariyathoar Print Shop	Printing	213,654.19
Cambodia	C. M. Y. K Printing & Advertising Production	Printing	66,857.44
Cambodia	Chhay Heng Book Shop	Education Supplies	49,462.79
Cambodia	Kim Heng Computer Center	It & Office Supplies	57,211.00
Cambodia	Leeco Shop Modern Office Furniture	It & Office Supplies	30,636.00
Cambodia	Makara Printing House	Printing	78,322.79
Cambodia	Medical Tantan	Education Supplies	30,451.00
Cambodia	Modern Printing Design	Printing	54,260.59
Cambodia	Ouddompheap Advertising And Printing Co., Ltd	Printing	34,052.20
Cambodia	Piseth T-Shirt Printing Shop	Printing	87,160.00
Cambodia	Pov Sopheak	Education Supplies	30,750.00
Cambodia	Song Heng	Education Supplies	40,700.00
Cambodia	Thakral Brothers Pte Ltd.	It & Office Supplies	262,860.50
Cambodia	Total Cambodge	Fuel & Lubricants	123,810.58
Cambodia	Wathana Printing Center	Printing	57,800.00
Cameroon	Espace Imprim	Printing	45,235.45
Cameroon	Messageries Etape 2	Printing	73,728.49
Cameroon	Messapresse	Printing	140,465.38
Cameroon	Total	Fuel & Lubricants	66,028.22
Canada	Banner Pharmacaps (Canada) Ltd	Pharmaceuticals	1,221,287.50
Canada	Intervax	Vaccines/Biologicals	6,022,188.03
Canada	Open Text Corporation	It & Office Supplies	137,735.37
Central Afr. Rep	Cfao Centrafrique	Transport	130,254.84
Central Afr. Rep	L.T Services	Printing	77,766.03
Central Afr. Rep	Lgr Services	Education Supplies	56,331.16
Central Afr. Rep	Total Centrafrique	Fuel & Lubricants	307,678.66
Central Afr. Rep	Vopijus	Printing	71,542.35
Chad	Horizon Graphic	Printing	33,427.10
Chad	Abdoulaye Brahim	Education Supplies	30,846.48
Chad	Ali Issa Tchaimi	Shelter/Field Equip.	48,483.03
Chad	Ali Issa Tchaimi	Water And Sanitation	35,623.32
Chad	Atelier Menuiserie Le Confort	Education Supplies	62,341.05
Chad	Continental Group	Water And Sanitation	312,963.96
Chad	E. G. C. A	Water And Sanitation	31,421.44
Chad	Ets Boulamaye Multi-Services (Ebomus)	Education Supplies	135,421.28
Chad	Ets M.H.M	Water And Sanitation	67,897.09
Chad	Ets Mahacog	Pharmaceuticals	100,261.54

Major Orders for Goods by Agency during 2010 (Orders of \$30,000 or more)

AGENCY			PO value
Location of supplier	Name of supplier	Description of goods (equipment)	USD
UNICEF Continued			
Chad	Ets Mahacog	Shelter/Field Equip.	52,614.76
Chad	Hamama Commercial	Water And Sanitation	31,324.93
Chad	Illustrator Service	Printing	198,765.50
Chad	Julie Pudlowski Consulting Ltd	Printing	311,563.41
Chad	Mahamat Seid Adoum	Pharmaceuticals	36,431.51
Chad	Socosat	Water And Sanitation	32,867.87
Chad	Sotafic	It & Office Supplies	40,617.36
Chad	Tradco Tchad Distribution	Water And Sanitation	133,462.64
Chad	Yakoub Ousmane-Maison De Couture	Clothing & Footwear	47,577.74
Chile	C.M.P.C. Tissue S.A.	Clothing & Footwear	75,690.92
Chile	Cirqit Pro Servicios Limitada	Printing	38,282.93
Chile	Clarisa Aguilera Gutierrez	Printing	30,171.78
Chile	Comercial E Industrial Libesa Ltda.	Education Supplies	150,388.27
Chile	Entel Phone Sa	Communication Equip.	49,742.48
Chile	Global Latina Ltda.	Education Supplies	345,667.65
Chile	Juan Antonio Meza Gutierrez	Nutrition	76,765.45
Chile	Laser Disc Chile S.A.	Education Supplies	104,821.49
Chile	Miguel A. Soto Zambon Y Ca. Ltda.	Warehousing	42,565.73
Chile	Producciones Aplaplac Ltda.	Communication Equip.	174,137.81
Chile	Producciones Cinematograficas Cinemachine Ltda	Printing	73,039.67
Chile	Productora Grafica Andros Ltda	Printing	62,309.60
China	Atbaby Window International Trade (Beijing)Co., Ltd	Education Supplies	93,600.19
China	Beifa Group Co., Ltd.	Education Supplies	128,023.20
China	Beijing Chengxin International Trade Science & Technology Co., Ltd.	Medical/Hygiene Kits	204,441.40
China	Beijing Chengxin International Trade Science & Technology Co., Ltd.	Printing	129,471.03
China	Beijing Chengxin International Trade Science & Technology Co., Ltd.	Transport	112,382.00
China	Beijing Chengxin International Trade Science & Technology Co., Ltd.	Water And Sanitation	525,513.69
China	Beijing Fu Ming Hao Tian International Trade Co., Ltd	Education Supplies	47,893.12
China	Beijing Fu Ming Hao Tian International Trade Co., Ltd	It & Office Supplies	30,939.93
China	Beijing Fu Ming Hao Tian International Trade Co., Ltd	Medical/Hygiene Kits	108,732.28
China	Beijing Fu Ming Hao Tian International Trade Co., Ltd	Shelter/Field Equip.	666,740.00
China	Beijing Global Links Medical Technology Ltd.	Medical Equipment	44,495.06
China	Beijing Huatong Lifeng Science & Technology Co., Ltd	It & Office Supplies	41,538.53
China	Beijing Jewels Furniture Co., Ltd	Education Supplies	32,648.20
China	Beijing Jia Yu Tong Trade Corporation Ltd	Education Supplies	1,435,098.21
China	Beijing Jialihengye International Trading Co., Ltd	Medical Equipment	44,545.53
China	Beijing Jinglingshun Auto Sales Co., Ltd	Transport	206,060.22
China	Beijing Jinglingshun Automobile Sales Co., Ltd	Transport	57,513.91
China	Beijing Sanjiangjinke Auto Sales Co.	Transport	31,467.92
China	Beijing Shengjiafei Digital Technology Co., Ltd	Communication Equip.	181,111.80
China	Beijing U & 3 Trade Co. Ltd	Clothing & Footwear	541,396.99
China	Beijing Wild Prefabricated House Co., Ltd.	Warehousing	844,373.88
China	Beijing Xintongliu Science & Trade Co.	It & Office Supplies	38,717.02
China	Beijing Yibo Shunda Technology And Services Co., Ltd	Communication Equip.	49,173.01
China	Beijing Yibo Shunda Technology And Services Co., Ltd	It & Office Supplies	150,743.25
China	China Educational Instrument	Education Supplies	442,344.05
China	China National Medical Equipment Industry Corporation	Medical Renewable	32,808.60
China	China-Han Technical Development Cor	Education Supplies	835,423.12
China	Chinese Center Of Education Health	Printing	36,401.21
China	Dandong Land Trade Company Limited	Medical Equipment	31,000.00
China	Dandong Land Trade Company Limited	Water And Sanitation	285,000.16
China	Dandong Sevsuns Trading Co. Ltd	Water And Sanitation	494,435.07
China	Department Of Water Resource, Gansu Province	Water And Sanitation	310,482.65
China	Dofcom, Inner Mongolia	Water And Sanitation	34,055.74
China	Foton International Trade Co., Ltd Beijing	Transport	86,310.00
China	Guilin Pharmaceutical Co., Ltd	Pharmaceuticals	2,735,385.70
China	Guizhou Women'S Federation	Water And Sanitation	82,207.42
China	Haier Medical And Laboratory Produc	Cold Chain Equipment	65,800.00
China	Haier Medical And Laboratory Products Co., Ltd	Nutrition	1,146,416.81
China	Hainan Provincial Postal Business Correspondence Advertisement Bureau	Printing	48,018.65
China	Hangzhou Cereal, Oils &	Clothing & Footwear	66,418.12
China	Hangzhou Cereal, Oils &	Education Supplies	849,875.20
China	Hangzhou Cereal, Oils &	Identific. & Signage	372,453.78
China	Intec Products, Inc.	Diagnostic Test Kits	44,287.20
China	Intex Syndicate Ltd	Education Supplies	121,968.00
China	Iti Company (Shanghai) Ltd.	Education Supplies	1,565,881.59
China	Iti Company (Shanghai) Ltd.	Medical Equipment	48,950.00
China	Iti Company (Shanghai) Ltd.	Medical Renewable	254,424.48
China	Iti Company (Shanghai) Ltd.	Water And Sanitation	518,455.21
China	Jiangsu Light Industrial Products	Education Supplies	38,976.00
China	Jiangsu Light Industrial Products	Medical Renewable	42,840.00
China	Jiangxi Jialing Motors Imp. & Exp. Co., Ltd	Transport	152,622.00
China	Kunming Experience Exchange Centre	Water And Sanitation	45,335.60
China	Maxleaf Stationery Ltd.	Education Supplies	416,194.14
China	Maxshow Printing Co. Ltd, Beijing	Education Supplies	55,094.95
China	Maxshow Printing Co. Ltd, Beijing	Printing	218,631.11
China	Ningbo Binbin Stationery Co., Ltd.	Clothing & Footwear	522,000.00
China	Ningbo Binbin Stationery Co., Ltd.	Education Supplies	657,621.36
China	Ningbo Binbin Stationery Co., Ltd.	It & Office Supplies	47,478.60
China	Ningbo Binbin Stationery Co., Ltd.	Education Supplies	2,260,714.76
China	Northern International Holding Co.,	Education Supplies	61,660.53
China	Project Office, Phcco, Gansu	Water And Sanitation	207,578.87
China	Project Office, Phcco, Shaanxi	Water And Sanitation	123,427.70
China	Project Office, Phcco, Sichuan	Water And Sanitation	31,584.50
China	Qingdao Biomate Food Stuff Co. Ltd	Nutrition	614,703.50
China	Qingdao Gyoha Entech Co. Ltd.	Shelter/Field Equip.	2,446,403.44
China	Qingdao Koly Industrial Co., Ltd	Shelter/Field Equip.	372,011.99
China	Salt Research Institute, China Nati Salt Corp.	Laboratory Supplies	52,560.00
China	Shandong Sanfeng Group Co., Ltd	Water And Sanitation	427,984.00
China	Shanghai Hewlett-Packard Co. Ltd	It & Office Supplies	263,133.11
China	Shanghai Kehua Bio-Engineering Co.	Diagnostic Test Kits	207,153.60
China	Shanghai Pentagonal Mart Co. Ltd.	Warehousing	723,755.87
China	Sichuan Children'S Publishing House	Printing	103,167.42
China	Tianjin Wantex Import & Export Co.	Education Supplies	349,554.64
China	Top Sources Trading Ltd.	Education Supplies	644,878.51
China	Xinjiang International Economic Cooperation Co.	Clothing & Footwear	49,443.41
China	Xinjiang International Economic Cooperation Co.	It & Office Supplies	88,662.83
China	Xinjiang International Economic Cooperation Co.	Medical Equipment	117,400.00
China	Xinjiang International Economic Cooperation Co.	Medical/Hygiene Kits	506,818.30
China	Xinjiang International Economic Cooperation Co.	Shelter/Field Equip.	1,154,619.39
China	Xinjiang International Economic Cooperation Co.	Transport	69,979.20
China	Xinjiang International Economic Cooperation Co.	Water And Sanitation	216,783.29
China	Yanbian Barnabas Trading Co., Ltd	Clothing & Footwear	300,997.90
China	Yushu Prefecture Education Bureau	Water And Sanitation	243,599.40
China	Zhengzhou Nissan Automobile Co. Ltd	Transport	601,802.60
Colombia	Admecal Ltda.	Education Supplies	97,808.22
Colombia	Carpas Miami Y/O Javier Soler	Shelter/Field Equip.	105,916.09
Colombia	Diego Rengifo Montoya	Education Supplies	36,043.70
Colombia	Gente Nueva Editorial	Education Supplies	38,866.87
Colombia	Maletines Y Morrales Colors Lay	Education Supplies	35,437.60
Colombia	Nestor Eduardo Gantiva	Printing	40,918.04
Colombia	Sistemas & Accesorios Ltda.	It & Office Supplies	33,563.25
Colombia	Suministros G Y O Ltda.	Education Supplies	83,785.60
Colombia	Suministros G Y O Ltda.	Medical/Hygiene Kits	32,046.31
Comoros	Atelier Aziad Maroquinerie	Education Supplies	47,066.16
Comoros	Atelier Mohamed	Education Supplies	66,923.17
Comoros	Graphica Imprimerie	Printing	95,980.42
Comoros	Hussalam Sarl	Education Supplies	94,517.68
Comoros	Imprimerie Simpaga-Mhoma	Printing	61,333.97
Comoros	Laser Communication	Printing	55,425.72
Comoros	Magasin Kashish / Abdoul El Hamid Mohamed	Education Supplies	122,895.39

Major Orders for Goods by Agency during 2010 (Orders of \$30,000 or more)

AGENCY			PO value
Location of supplier	Name of supplier	Description of goods (equipment)	USD
UNICEF Continued			
Comoros	Menuiserie Ramadhane	Education Supplies	36,850.11
Comoros	S.C.C. Mamadaly Et Fils	Education Supplies	55,782.31
Comoros	Snc Menuiserie Lebeau	Education Supplies	32,149.67
Comoros	Socit Nouvelles De Construction / S.N.C Le Beau	Education Supplies	45,502.44
Congo, Democratic Republic of	Adneyd	Printing	58,150.00
Congo, Democratic Republic of	Agb S.P.R.L.	Printing	98,275.56
Congo, Democratic Republic of	Ajegy Full Service	Education Supplies	45,401.96
Congo, Democratic Republic of	Akor Press	Printing	36,158.54
Congo, Democratic Republic of	Amwili Sprl/Lubumbashi	Nutrition	300,000.00
Congo, Democratic Republic of	Aquillas Business	Education Supplies	159,415.63
Congo, Democratic Republic of	Asf (Action De Sante Familiale)	Water And Sanitation	69,766.90
Congo, Democratic Republic of	Atelier Social De Kawa	It & Office Supplies	43,025.00
Congo, Democratic Republic of	Cfao Motors (Ex-Afrima)	Transport	75,883.10
Congo, Democratic Republic of	Congo Graphic	Printing	61,210.00
Congo, Democratic Republic of	Engen Drc	Fuel & Lubricants	65,397.38
Congo, Democratic Republic of	Etire Services	Identific. & Signage	107,250.00
Congo, Democratic Republic of	Ets Chigeregere Business/ Kalemie	Water And Sanitation	36,393.50
Congo, Democratic Republic of	Ets A.B.S. Mamry/Kalemie	Fuel & Lubricants	70,680.00
Congo, Democratic Republic of	Ets Dieu Partage/Kalemie	Education Supplies	63,000.00
Congo, Democratic Republic of	Ets K.S. Tania	Clothing & Footwear	49,185.00
Congo, Democratic Republic of	Ets Kendy/Kolwezi	Water And Sanitation	121,967.45
Congo, Democratic Republic of	Ets Lokela - Papeterie Et Divers	Education Supplies	34,483.95
Congo, Democratic Republic of	Ets Mambo Kamaragi	Fuel & Lubricants	38,472.00
Congo, Democratic Republic of	Ets Ndamwenge	Clothing & Footwear	427,445.70
Congo, Democratic Republic of	Ets Ndamwenge	Water And Sanitation	46,186.00
Congo, Democratic Republic of	Ets Quin Kaf/Lubumbashi	Water And Sanitation	217,315.27
Congo, Democratic Republic of	Ets Saaid / Lubumbashi	Clothing & Footwear	58,566.00
Congo, Democratic Republic of	F/S Diamant Engen Station / Mbujimayi	Fuel & Lubricants	40,723.40
Congo, Democratic Republic of	Hassons Et Freres	Water And Sanitation	52,400.00
Congo, Democratic Republic of	Instaprint	Education Supplies	142,973.12
Congo, Democratic Republic of	Instaprint	Identific. & Signage	40,132.00
Congo, Democratic Republic of	Instaprint	Printing	157,623.98
Congo, Democratic Republic of	Katanga Plastique / Lubumbashi	Education Supplies	36,402.90
Congo, Democratic Republic of	Kinpress (Imprimerie Typo-Ofset)	Printing	100,987.14
Congo, Democratic Republic of	La Colombiere	Clothing & Footwear	255,147.00
Congo, Democratic Republic of	Maison De Reference	Water And Sanitation	40,591.20
Congo, Democratic Republic of	Maison M.L.	Clothing & Footwear	357,423.60
Congo, Democratic Republic of	Maison M.L.	Water And Sanitation	148,096.80
Congo, Democratic Republic of	Mis Maison D'Impression Et De Srgra	Printing	225,050.00
Congo, Democratic Republic of	Prodimpex	Transport	632,182.00
Congo, Democratic Republic of	Prodimpex/Lubumbashi	Transport	79,247.00
Congo, Democratic Republic of	Samkha	Education Supplies	66,518.00
Congo, Democratic Republic of	Societe Kotech	Water And Sanitation	224,362.49
Congo, Democratic Republic of	Station I.B.B.	Fuel & Lubricants	62,364.38
Congo, Democratic Republic of	Station Petro Bunia	Fuel & Lubricants	32,147.00
Congo, Democratic Republic of	Trading Congo	Water And Sanitation	36,005.00
Congo, Democratic Republic of	U.A.C Sprl/Lubumbashi	It & Office Supplies	33,661.00
Congo, Democratic Republic of	United Petroleum/Katanga	Fuel & Lubricants	68,765.10
Congo, Democratic Republic of	United States Contracting & Trading/ Usct Sprl	It & Office Supplies	30,615.00
Congo, Democratic Republic of	Yav-A-Muyet/Lubumbashi	Printing	51,147.15
Congo, Republic of the	Association Des Freres Des Campagnes De Saint Augustin (Afca)	Education Supplies	45,028.90
Congo, Republic of the	Ets Super Quincaillerie	Water And Sanitation	38,969.67
Congo, Republic of the	Julie Pudlowski	Printing	94,285.00
Congo, Republic of the	Prodimpex - Sarl	Transport	83,375.00
Congo, Republic of the	Societe Pour L'Industrie Et Le Commerce (Sic)	Education Supplies	116,150.75
Cote d'Ivoire	2 B Pub	Identific. & Signage	41,386.76
Cote d'Ivoire	Acqim	Education Supplies	87,696.49
Cote d'Ivoire	Entreprise Mida	Education Supplies	121,159.96
Cote d'Ivoire	Esquisse	Education Supplies	31,229.32
Cote d'Ivoire	Esquisse	Printing	38,341.24
Cote d'Ivoire	Ets Alpha	Education Supplies	419,640.54
Cote d'Ivoire	Grafica Ivoire	Education Supplies	44,307.16
Cote d'Ivoire	Idt (Innovation Design Technique)	Education Supplies	158,718.39
Cote d'Ivoire	ifdt	Agriculture	35,634.74
Cote d'Ivoire	Les Classiques Ivoiriens	Education Supplies	116,878.07
Cote d'Ivoire	Librairie De France Groupe	Education Supplies	42,956.77
Cote d'Ivoire	Lonaci Print	Printing	157,078.94
Cote d'Ivoire	Menuiserie Brou Sarl	Education Supplies	651,305.03
Cote d'Ivoire	Pharmacie De La Sante Publique	Bednets/Insecticides	57,435.78
Cote d'Ivoire	Ria	Printing	34,892.00
Cote d'Ivoire	Rimco	Unknown	232,388.64
Cote d'Ivoire	Spiral (Sdipm)	It & Office Supplies	40,713.32
Croatia	Printera Grupa D.O.O.	Printing	32,456.60
Croatia	Tiskara Reprint D.O.O.	Printing	48,183.14
Cuba	Almacenes Universales S.A Camaguey	Water And Sanitation	149,800.51
Cuba	Corporacion Copextel S.A. (Camaguey)	Water And Sanitation	254,441.19
Cuba	Corporacion Cimex (Camaguey)	Water And Sanitation	124,505.19
Cuba	Corporacion Copextel S.A. (Las Tunas)	Water And Sanitation	33,381.91
Cuba	Cts Development Services Inc.	It & Office Supplies	32,899.40
Cuba	Darlock Business Corp. S.A.	Water And Sanitation	709,821.50
Cuba	Duralmet	Water And Sanitation	62,094.19
Cuba	D'Vinni S.A.	Printing	119,230.82
Cuba	Empresa De Materiales De Construccin De Camaguey	Water And Sanitation	30,602.14
Cuba	Empresa De Materiales De Construccin De Las Tunas	Water And Sanitation	39,007.25
Cuba	Girasol Overseas S.A.	Nutrition	182,578.64
Cuba	Girasol Overseas S.A.	Water And Sanitation	87,874.77
Cuba	Greyso S.A.	Water And Sanitation	92,950.23
Cuba	Grupo Kapan Internacional S.A.	It & Office Supplies	214,674.00
Cuba	Molinos Trade S.A.	Printing	42,437.20
Cuba	Office Depot Panama S.A.	Education Supplies	44,375.14
Cuba	R.C. Latinoamericana S.A.	Education Supplies	41,069.73
Cuba	Shin-Ei International Co. Ltd.	Laboratory Supplies	47,542.57
Cuba	Sodeca	Nutrition	34,246.80
Cyprus	Remedica Ltd.	Pharmaceuticals	12,605,825.43
Czech Republic	Papirny Brno A.S.	Education Supplies	180,264.16
Czech Republic	Papirny Brno A.S.	Medical Renewable	44,851.40
Denmark	Ambu A/S	Medical Equipment	1,395,986.77
Denmark	Atea A/S	Communication Equip.	220,663.00
Denmark	Atea A/S	It & Office Supplies	9,127,534.60
Denmark	Atea A/S	Other	34,376.00
Denmark	Atlas Copco Kompressorsteknik A/S	Water And Sanitation	140,311.01
Denmark	Atlet Danmark A/S	Warehousing	136,450.38
Denmark	Bisca A/S	Nutrition	59,602.16
Denmark	Boxon A/S	Education Supplies	99,144.00
Denmark	Boxon A/S	Medical Renewable	32,797.44
Denmark	Bravida Danmark A/S	Warehousing	32,167.63
Denmark	Bukkehave Corporation A/S	Transport	1,211,902.46
Denmark	Canon Danmark A/S	It & Office Supplies	610,756.46
Denmark	Chr. Bardram Health-Care Aps	Nutrition	96,528.21
Denmark	Danimex Communication A/S	Communication Equip.	770,792.34
Denmark	Danoffice Aps	Communication Equip.	232,397.17
Denmark	Danoffice Aps	It & Office Supplies	177,591.70
Denmark	DHL Global Forwarding (Denmark) A/S	Freight Forwarding	22,753,983.51
Denmark	Dsm Nutritional Products A/S	Nutrition	515,791.08
Denmark	Dsm Nutritional Products A/S	Pharmaceuticals	478,846.27
Denmark	Faraone Danmark Aps	Education Supplies	1,135,120.00
Denmark	Garmin Danmark A/S	Communication Equip.	70,666.49
Denmark	Gemini Konzept Huset A/S	Identific. & Signage	130,445.60
Denmark	Grundfos Dk A/S	Water And Sanitation	38,466.08
Denmark	H. Jessen Jrgensen A/S	Cold Chain Equipment	441,481.92
Denmark	Hach Lange A/S	Water And Sanitation	35,636.37

Major Orders for Goods by Agency during 2010 (Orders of \$30,000 or more)

AGENCY			PO value
Location of supplier	Name of supplier	Description of goods (equipment)	USD
UNICEF Continued			
Denmark	Johs. Gram-Hanssen A/S	Medical Equipment	126,904.32
Denmark	Kjaer Group A/S	Transport	836,273.78
Denmark	Kronlein Import & Export Agencies	Education Supplies	35,765.92
Denmark	Kronlein Import & Export Agencies	Identific. & Signage	195,908.00
Denmark	Kronlein Import & Export Agencies	Nutrition	267,740.00
Denmark	Kuehne & Nagel A/S	Freight Forwarding	48,204,275.28
Denmark	Mc Emballage A/S	Warehousing	50,086.25
Denmark	Metric Industrial A/S	Cold Chain Equipment	54,729.74
Denmark	Monarflex A/S	Shelter/Field Equip.	202,554.80
Denmark	Monarflex A/S	Water And Sanitation	54,088.84
Denmark	Niscotex Aps	Identific. & Signage	65,138.40
Denmark	Peter Justesen Company A/S	It & Office Supplies	434,271.89
Denmark	Procurement Services Branch, Unifpa	Medical Equipment	163,351.00
Denmark	Psion Teklogix Denmark	Warehousing	57,097.81
Denmark	Pureh2O A/S	Water And Sanitation	116,207.40
Denmark	Renoflex-Gruppen A/S	Warehousing	98,123.96
Denmark	Scan Global Logistics A/S	Freight Forwarding	30,968,098.88
Denmark	Siemens Healthcare Diagnostics Aps	Diagnostic Test Kits	49,296.42
Denmark	Smith & Nephew A/S	Pharmaceuticals	137,050.88
Denmark	Stilil Danmark A/S	Warehousing	33,589.05
Denmark	Varig Teknik & Mlij	Warehousing	32,351.33
Denmark	Vestfrost A/S	Cold Chain Equipment	5,034,054.62
Denmark	Zarges Aps	Education Supplies	561,130.43
Djibouti	Acs(Advertising & Commu. Services)	Printing	32,152.54
Djibouti	Ets. Maril	Transport	51,149.73
Djibouti	Imprimerie Nationale	Printing	73,882.41
Djibouti	Mega Bureautique	It & Office Supplies	54,365.10
Djibouti	Mohamed Al Dourra Trading	Printing	37,162.14
Djibouti	Napoleon	Education Supplies	62,008.55
Djibouti	Napoleon	Printing	51,617.82
Djibouti	Nouveau Djed	Printing	32,966.11
Djibouti	S.A.R.L Marill Automotive	Transport	153,240.09
Djibouti	Total Djibouti	Fuel & Lubricants	123,426.45
Dominican Rep.	Cesar Iglesias, Cxa	Bednets/Insecticides	37,467.58
Dominican Rep.	Cjport	Water And Sanitation	41,850.00
Dominican Rep.	Delta Comercial	Transport	212,244.82
Dominican Rep.	Gsu Higiene & Eventos Y/O Jos Snchez	Water And Sanitation	462,000.00
Dominican Rep.	Herna Srl	Water And Sanitation	61,734.27
Dominican Rep.	Hiper Mercados Ol	Shelter/Field Equip.	36,677.56
Dominican Rep.	Hiper Mercados Ol	Water And Sanitation	71,370.62
Dominican Rep.	Kill Systems	Water And Sanitation	292,500.00
Dominican Rep.	Omnimedia	Printing	42,117.04
Dominican Rep.	Pintura Y Ferreria Sinai	Water And Sanitation	42,138.23
Dominican Rep.	Plaza Lama	Water And Sanitation	87,132.66
Dominican Rep.	Ruiz Centro Stereo	Communication Equip.	42,308.01
Dominican Rep.	Sanz Trailers	Water And Sanitation	63,600.00
Dominican Rep.	Solucorp	It & Office Supplies	116,008.81
Dominican Rep.	Syntes, S.A.	It & Office Supplies	70,217.15
Dominican Rep.	Techicaribe Dominicana S.A.	Water And Sanitation	69,487.67
Dominican Rep.	Vitaset, S.A.	Nutrition	2,215,814.94
DPR Korea North	Beijing Jangdae Development Co.Ltd	Printing	353,834.39
DPR Korea North	General Bureau For Dip. Missions	Fuel & Lubricants	168,430.45
DPR Korea North	Korea Apro Co.	Fuel & Lubricants	31,773.72
DPR Korea North	Korea Apro Co.	It & Office Supplies	34,863.27
DPR Korea North	Korea Apro Co.	Water And Sanitation	114,278.26
DPR Korea North	Korea Jinung Trading Company	Water And Sanitation	731,083.37
DPR Korea North	Korea Zunma Trading Company	Printing	57,490.62
DPR Korea North	Saenal Trading Corporation	Printing	62,226.50
DPR Korea North	Wfp Dubai	Transport	163,284.10
Ecuador	Monsalve Moreno	Printing	30,001.89
El Salvador	Alus, S. A. De C. V.	Nutrition	60,200.00
El Salvador	Mega Futuro, S. A. De C. V.	Shelter/Field Equip.	130,000.00
El Salvador	Offimet, S.A. De C.V.	Education Supplies	71,996.10
El Salvador	Papelera San Rey	Education Supplies	35,640.30
El Salvador	Unicomer, S.A. De C.V.	Nutrition	112,840.00
Eritrea	Arag Wood And Metal Workshop	Education Supplies	38,975.42
Eritrea	Rizwan Shiekh Trading Co. Llc	Transport	33,859.80
Ethiopia	Abader Electronics Center	Communication Equip.	44,241.81
Ethiopia	Abebe Rahmeto H & O Furniture P.L.C	Education Supplies	198,644.32
Ethiopia	Abebe Rahmeto H & O Furniture P.L.C	Unknown	121,762.15
Ethiopia	Abera Langano And Family General Trading P.L.C.	Education Supplies	77,285.57
Ethiopia	Africa Printing Plc.	Printing	149,043.24
Ethiopia	Al Ghurair Printing &Publishing House L.L.C	Printing	30,505.00
Ethiopia	Alta Computec Plc	It & Office Supplies	178,251.49
Ethiopia	Aquasan Mfg Ethiopia Plc	Water And Sanitation	129,574.17
Ethiopia	Bags Family Construction P.L.C.	Shelter/Field Equip.	45,990.54
Ethiopia	Bishan Gari Purification Industries Plc.	Water And Sanitation	274,543.89
Ethiopia	C.B.B.G. Private Limited Company	Education Supplies	119,375.87
Ethiopia	Chamber Printing House Pvt Ltd Co	Printing	31,848.77
Ethiopia	Citrus International Trading Plc	Water And Sanitation	68,055.98
Ethiopia	Double S Business Group P.L.C	Shelter/Field Equip.	233,526.15
Ethiopia	Double S Business Group P.L.C	Unknown	79,745.98
Ethiopia	Empde	Education Supplies	118,938.30
Ethiopia	Eth - Cana Printing Enterprise	Printing	60,975.13
Ethiopia	Ethio-Asian Industries Plc.	Bednets/Insecticides	95,323.55
Ethiopia	Fame Leather & Canvas Sewing Factory P.L.C	Printing	110,102.84
Ethiopia	Fares Stationery Shop	Education Supplies	42,489.75
Ethiopia	Flamingo Printing Press P.L.C	Printing	100,339.80
Ethiopia	Ged Private Limited Company	Printing	128,571.05
Ethiopia	Gellatly Hankey & Co. (Red Sea) S.C.	It & Office Supplies	110,336.38
Ethiopia	Glorious Plc	Communication Equip.	32,318.16
Ethiopia	Hambon General Trading Plc	Unknown	54,724.29
Ethiopia	Hilina Enriched Food Processing Center Plc	Nutrition	6,484,248.95
Ethiopia	Libya Oil Ethiopia Limited	Fuel & Lubricants	165,444.99
Ethiopia	Melaku Tadesse Modern Household & Office Production Enterprise	Education Supplies	204,797.04
Ethiopia	Moenco	Transport	35,981.27
Ethiopia	Mono 2000 Advertising Services P. L. C	Printing	108,534.25
Ethiopia	Mose Furniture	Education Supplies	91,225.73
Ethiopia	National Oil Ethiopia P.L.C (Noc)	Fuel & Lubricants	258,608.96
Ethiopia	Population Services International (Psi) Ethiopia	Water And Sanitation	93,566.17
Ethiopia	Rift Valley Water Technology P.L.C	Water And Sanitation	193,458.66
Ethiopia	Shoa Supermarket	Unknown	30,553.99
Ethiopia	Snap Trading And Industry P.L.C	It & Office Supplies	103,049.03
Ethiopia	Specialized Systems Engineering	Communication Equip.	80,931.64
Ethiopia	Specialized Systems Engineering	Education Supplies	124,210.53
Ethiopia	Star Printing Press	Printing	77,484.51
Ethiopia	Technology Systems & Solutions P.L.C	Communication Equip.	194,913.51
Ethiopia	Total Ethiopia Share. Co.	Fuel & Lubricants	114,094.94
Ethiopia	Tulu Dadi General Trading Plc.	Education Supplies	67,657.13
Ethiopia	Tulu Dadi General Trading Plc.	Printing	189,004.61
Ethiopia	Tulu Dadi General Trading Plc.	Unknown	53,539.02
Ethiopia	Ultimate Printing Press Plc	Printing	80,920.54
Ethiopia	Webget Technology Plc	It & Office Supplies	42,248.93
Ethiopia	Webget Technology Plc	Printing	35,798.81
Ethiopia	Woldoba Global Plc	Water And Sanitation	32,996.39
Fiji	Office Products	It & Office Supplies	35,117.48
Fiji	Quality Print Limited	It & Office Supplies	30,158.11
Fiji	R C Manubhai & Co. Ltd	It & Office Supplies	36,302.68
Finland	Ab Crown Products Oy	Education Supplies	269,666.17
Finland	Huurre Insulation Oy	Cold Chain Equipment	286,117.17
Finland	Naps Systems Oy	Cold Chain Equipment	443,651.44

Major Orders for Goods by Agency during 2010 (Orders of \$30,000 or more)

AGENCY			PO value
Location of supplier	Name of supplier	Description of goods (equipment)	USD
UNICEF Continued			
Finland	Naps Systems Oy	Communication Equip.	54,614.20
Finland	Pa-Hu Oy	Medical Renewable	460,080.62
Finland	Sademan Oy	Nutrition	225,388.22
Finland	Versheidag Ballistic Protection Oy	Staff Supplies	276,225.29
France	Africasoins S.A.S	Pharmaceuticals	4,901,800.15
France	Agencinox	Medical Equipment	81,062.21
France	Bio Merieux S.A.	Diagnostic Test Kits	36,782.79
France	Bio-Rad Laboratories	Diagnostic Test Kits	259,727.57
France	Brochot Sa	Water And Sanitation	34,141.21
France	Centrale Humanitaire	Pharmaceuticals	94,856.54
France	Flowserve Pompes	Water And Sanitation	806,008.93
France	G. Feron E De Clebsattel S.A.	Staff Supplies	258,823.55
France	Guerbet S.A.	Pharmaceuticals	2,340,910.15
France	Hachette Livre International	Printing	347,643.37
France	Iec Telecom	Communication Equip.	51,005.00
France	Interforum	Printing	373,309.90
France	Iris Instruments	Water And Sanitation	82,068.09
France	Labaronne-Citaf Sas	Water And Sanitation	84,809.04
France	Laboratoire Renaudin	Pharmaceuticals	618,611.13
France	Lms World Water Treatment Groupe Gm	Water And Sanitation	366,224.32
France	Nutriset S.A.S	Nutrition	43,616,907.40
France	Nutriset S.A.S	Pharmaceuticals	2,248,770.84
France	Omyacolor Sa	Education Supplies	160,609.75
France	Orange Logic Europe Sari	Other	91,800.00
France	Panpharma S. A.	Pharmaceuticals	2,554,200.34
France	Pronal S.A.	Water And Sanitation	276,459.78
France	Sanofi Pasteur	Vaccines/Biologicals	77,916,523.62
France	Sofip Export	Education Supplies	585,191.27
France	Sofip Export	It & Office Supplies	1,403,619.78
France	Sovema	Water And Sanitation	272,632.10
France	Spengler Sas	Medical Equipment	108,327.75
France	Vergnet Hydro	Water And Sanitation	1,174,911.44
France	Zhendre S.A.	Cold Chain Equipment	1,342,439.84
Georgia	Diozeri Ltd	Education Supplies	39,523.35
Germany	Abbot Gmbh & Co Kg	Diagnostic Test Kits	51,663.16
Germany	Abbot Gmbh & Co Kg	Laboratory Supplies	272,944.93
Germany	Asantys Systems Gmbh	Water And Sanitation	33,940.30
Germany	B. Braun Melsungen Ag	Medical Equipment	124,345.50
Germany	B. Braun Melsungen Ag	Pharmaceuticals	651,754.80
Germany	Boehringer Ingelheim Gmbh	Pharmaceuticals	138,707.96
Germany	Boss Pro-Tec Gmbh	Education Supplies	111,176.50
Germany	Chempatex Medizinische	Medical Renewable	1,203,385.63
Germany	Copack Gmbh	Diagnostic Test Kits	30,763.93
Germany	Deutsche Gesellschaft Fr Technisch	Pharmaceuticals	1,811,983.85
Germany	Ernst Klett Sprachen Gmbh	Education Supplies	31,235.29
Germany	Fleischhacker Gmbh & Co.Kg	Medical Equipment	151,703.93
Germany	Fleischhacker Gmbh & Co.Kg	Medical Renewable	325,286.40
Germany	Gwe Pumpenboese Gmbh	Water And Sanitation	59,682.42
Germany	Hagemann & Partner Bildungsmedien	Nutrition	168,375.75
Germany	Helm Pharmaceuticals Gmbh	Medical Renewable	437,121.00
Germany	Henke-Sass, Wolf Gmbh	Medical Renewable	864,017.55
Germany	Kbi Kunststoffbeutel Prod. Gmbh & C	Pharmaceuticals	5,484,570.83
Germany	Kd Medical Gmbh Hospital Products	Medical Renewable	709,408.08
Germany	Kirsch Pharma Gmbh	Pharmaceuticals	178,654.05
Germany	Lomapharm, Rudolf Lohmann Gmbh Kg	Pharmaceuticals	8,553,089.28
Germany	M. Schilling Gmbh	Medical Renewable	46,070.22
Germany	Medicon Eg	Medical Equipment	41,061.01
Germany	Miller-Therm Gmbh	Cold Chain Equipment	45,405.05
Germany	Motorenfabrik Hatz Gmbh & Co Kg	Water And Sanitation	81,007.08
Germany	Msi Gmbh	Nutrition	3,636,352.45
Germany	Partec Gmbh	Laboratory Supplies	2,459,316.87
Germany	Phaesun Gmbh	Water And Sanitation	158,226.31
Germany	Promens Packaging Gmbh	Water And Sanitation	1,596,975.76
Germany	Pumpenboese-Sbf Hagusta	Water And Sanitation	40,706.75
Germany	Roche Diagnostics Gmbh	Laboratory Supplies	325,494.09
Germany	Rotexmedica Gmbh	Pharmaceuticals	2,302,744.07
Germany	Rudolf Riester Gmbh & Co. Kg	Medical Equipment	99,977.82
Germany	Seca Gmbh & Co. Kg.	Nutrition	3,695,453.95
Germany	Smurfit Kappa Gmbh	Warehousing	500,198.18
Germany	Smurfit Kappa Wellpappenwerk Waren	Warehousing	168,722.40
Germany	Speedliner Mobility Gmbh	Transport	348,522.00
Germany	Tintometer Gmbh	Water And Sanitation	85,564.41
Germany	Wilhelm Julius Teufel Gmbh	Medical Renewable	145,464.22
Germany	Wissner Gmbh	Education Supplies	80,509.36
Ghana	Abdullahi A.S. Limited	Transport	72,958.96
Ghana	Abm Systems Gh.	It & Office Supplies	77,944.05
Ghana	Bbit Systems Ltd	It & Office Supplies	49,029.85
Ghana	Callprint Limited	Printing	41,830.90
Ghana	Capacity Press	Printing	55,079.91
Ghana	Ceramica Tamakloe Ltd.	Water And Sanitation	76,596.25
Ghana	Cool Keep Trading Agency	Water And Sanitation	86,380.67
Ghana	Country Peace Ltd.	Identific. & Signage	36,971.83
Ghana	Country Peace Ltd.	Water And Sanitation	77,945.36
Ghana	Descraft Services Ltd	Clothing & Footwear	40,568.69
Ghana	Descraft Services Ltd	Education Supplies	91,607.56
Ghana	Freward Enterprise	Education Supplies	49,582.70
Ghana	Freward Enterprise	Water And Sanitation	159,122.22
Ghana	Interplast Ltd.	Water And Sanitation	634,733.22
Ghana	Jomilet Enterprise	Water And Sanitation	176,733.48
Ghana	Kingdom Books & Stationary Enterprise	Education Supplies	147,788.02
Ghana	Kingdom Books & Stationary Enterprise	It & Office Supplies	51,687.54
Ghana	Krif (Ghana) Ltd.	Education Supplies	36,861.79
Ghana	Litsworth Impex	Water And Sanitation	51,760.56
Ghana	Marvey Brain Power Concept	Education Supplies	81,536.78
Ghana	My Own Trading Stores	Identific. & Signage	36,971.83
Ghana	My Own Trading Stores	Water And Sanitation	217,615.31
Ghana	New Star Poly Products Ltd.	Water And Sanitation	53,525.16
Ghana	Nkwankwanuase Company Ltd.	Staff Supplies	35,211.27
Ghana	Poly Tanks (Gh) Limited	Water And Sanitation	113,712.21
Ghana	Pure Faith Ent.	Identific. & Signage	79,861.11
Ghana	Qasad Enterprise	Water And Sanitation	192,709.55
Ghana	Royal Crown Press Ltd.	Printing	305,562.93
Ghana	Select Business Solutions	Printing	127,083.13
Ghana	Sharp Impressions	Printing	139,539.95
Ghana	Universal Literacy Company	Education Supplies	34,507.04
Ghana	Y.A. Razak Trading Co. Ltd.	Water And Sanitation	101,923.47
Guatemala	Abbott Laboratorios S.A.	Pharmaceuticals	999,101.64
Guatemala	Durman Esquivel Guatemala, S.A.	Water And Sanitation	52,474.40
Guatemala	Ferreterias El Tejar, S.A.	Water And Sanitation	77,066.21
Guatemala	Fibrasol, S.A.	Water And Sanitation	73,943.33
Guatemala	Hidrotecnia, S.A.	Water And Sanitation	34,254.02
Guatemala	Impreteca	Printing	73,095.56
Guatemala	Liberia Y Papeleria Progreso S.A.	Education Supplies	43,034.49
Guatemala	Merck, S.A.	Laboratory Supplies	112,119.44
Guatemala	Metaloplastica, S.A.	Water And Sanitation	42,936.66
Guatemala	Nutrimed	Nutrition	99,024.16
Guatemala	Servicom De Guatemala, S.A.	It & Office Supplies	99,370.81
Guatemala	Sisteco	It & Office Supplies	38,054.48
Guatemala	Teach	Education Supplies	30,301.80
Guinea	Guiprecom/Guineenne De Prestation Et De Commerce	Printing	68,231.66
Guinea	Infographie 2000	Printing	128,012.96

Major Orders for Goods by Agency during 2010 (Orders of \$30,000 or more)

AGENCY			PO value
Location of supplier	Name of supplier	Description of goods (equipment)	USD
UNICEF Continued			
Guinea	Matcom-Guinee	Nutrition	45,996.53
Guinea	Nik	Printing	46,435.83
Guinea	Total Guinee	Fuel & Lubricants	110,061.39
Guinea-Bissau	Grafolha, Lda	Printing	85,666.09
Guinea-Bissau	Petromar	Fuel & Lubricants	55,938.35
Guyana	Harris Art Productions Guyana	Printing	47,935.33
Guyana	Micro Design Technology	It & Office Supplies	33,778.43
Guyana	Nt Computeac	It & Office Supplies	33,088.57
Haiti	Acra Petionville	Water And Sanitation	650,450.00
Haiti	Ator / Les Ateliers Oreste	Education Supplies	546,915.18
Haiti	Auto Plaza	Transport	38,400.00
Haiti	Carribex S.A	Water And Sanitation	992,039.80
Haiti	Cbs Agency Import & Export	Unknown	154,000.00
Haiti	Centre Polyvalent De Formation Professionnelle De Carrefour (Cfp-C)	Education Supplies	68,173.25
Haiti	Comphait	It & Office Supplies	63,546.00
Haiti	Css Global	Warehousing	88,243.00
Haiti	D'Adesky Import-Export S.A.	Water And Sanitation	65,768.04
Haiti	Delog Services	Printing	61,334.83
Haiti	Dopasmax	Education Supplies	1,144,257.47
Haiti	Editions Des Antilles	Printing	115,900.24
Haiti	Ephrata Trading Center	Water And Sanitation	129,312.00
Haiti	Express Trailer Service	Warehousing	476,319.27
Haiti	Global Home & Office Smart S.A	It & Office Supplies	66,416.33
Haiti	Hispaniola Plant Vivero	Water And Sanitation	111,447.44
Haiti	Imprimerie Le Natal	Printing	159,255.00
Haiti	Joca Ebenisterie	Education Supplies	235,273.53
Haiti	Leconte Enterprises, Llc	Water And Sanitation	37,750.00
Haiti	Logistics & Technology, S.A.	Fuel & Lubricants	72,738.00
Haiti	Mgr Papeterie	Education Supplies	100,466.28
Haiti	Perfect Printers	Printing	47,500.00
Haiti	Reefer Services, S.A.	Warehousing	111,770.04
Haiti	Total Haiti S.A	Fuel & Lubricants	272,930.15
Haiti	Universal Motors S.A	Transport	49,360.00
Honduras	Aerotour, S.A.	Transport	48,237.66
Honduras	E Y L Comercial Agropecuaria S. A.	Bednets/Insecticides	38,095.24
Honduras	Ipl & Lasers Ventas Y Servicios S.A.	Medical Equipment	66,000.00
Honduras	Juquetes Didacticos Mati	Education Supplies	38,353.47
Honduras	Juquetes Didacticos Mati	It & Office Supplies	56,520.72
Hong Kong	A.Andrews & Co.(Mail Order) Ltd.	It & Office Supplies	665,425.62
Hong Kong	Euro Suisse International Limited	Education Supplies	400,650.00
Hong Kong	H.D. Hudson Asia Ltd.	Agriculture	1,730,518.50
Hong Kong	Moneray International Ltd.	Medical Equipment	419,240.94
Hong Kong	Qp (Hk) Limited	Printing	62,496.00
Hungary	Alkaloida Chemical Company	Pharmaceuticals	60,255.01
Hungary	Pannonpharma Pharmaceutical Ltd.	Pharmaceuticals	186,200.00
Hungary	Teva Pharmaceutical Works	Pharmaceuticals	2,319,762.93
India	Aadarsh Private Limited	Education Supplies	275,836.90
India	Aadarsh Private Limited	Printing	101,505.59
India	Ab Imaging & Prints Pvt. Ltd	Printing	119,617.44
India	Ad-Print	Printing	32,126.18
India	Ajanta Pharma Limited	Pharmaceuticals	981,993.40
India	Ajay Industrial Corporation	Water And Sanitation	1,227,286.59
India	Alkem Laboratories Ltd.	Pharmaceuticals	881,410.98
India	Annapurna Press & Process Offset Printers	Printing	30,221.94
India	Aov International	Cold Chain Equipment	471,164.77
India	Army Printing Press	Printing	111,865.27
India	Ashok Leyland Ltd.	Transport	96,401.50
India	Atlas Cycles (Haryana) Ltd	Transport	38,556.15
India	Aurobindo Pharma Limited	Pharmaceuticals	5,841,079.47
India	Bhabani Offset & Imaging Systems Pvt., Ltd	Printing	191,008.15
India	Bharat Biotech International Ltd.	Vaccines/Biologicals	30,355.10
India	Bhaskar Power Projects (P) Ltd.	It & Office Supplies	62,026.09
India	Bhaskar Power Projects (P) Ltd.	Medical Equipment	75,761.59
India	Biological E. Limited	Vaccines/Biologicals	173,895.60
India	Bird Meditech	Medical Equipment	118,483.77
India	Blow Kings	Cold Chain Equipment	1,266,114.67
India	Blue Star Limited	Medical Equipment	81,901.57
India	Brij & Co.	Clothing & Footwear	126,826.71
India	C J Living	It & Office Supplies	37,615.89
India	Cadila Healthcare Limited	Vaccines/Biologicals	34,850.00
India	Calibre Chemicals Pvt. Ltd.	Nutrition	1,479,696.11
India	Canon India Private Limited	It & Office Supplies	59,371.75
India	Caxton Offset Private Limited	Printing	35,508.56
India	Cipla Ltd.	Pharmaceuticals	31,874,046.79
India	Claris Lifesciences Limited	Pharmaceuticals	62,000.00
India	Daga Polycontainers (P) Ltd.	Water And Sanitation	37,574.63
India	Doctor Bell Ram & Sons (Mfg.)	Nutrition	290,292.32
India	Door Darshan Marketing	Nutrition	65,601.41
India	Door Darshan Marketing	Water And Sanitation	39,704.30
India	Emco Meditek Private Limited	Medical Equipment	100,504.82
India	Eureka Printers, Lucknow	Printing	41,912.62
India	Excel Advertising Agency	Printing	97,061.70
India	Excel Advertising Agency, Patna	Printing	380,605.08
India	Fairgraphics Media Services (P) Limited	Printing	35,394.02
India	Fdc Limited	Nutrition	183,302.34
India	Fdc Limited	Pharmaceuticals	154,952.31
India	Fdc Limited - International Division	Pharmaceuticals	131,965.42
India	Galentic Pharma (India) Pvt.Ltd	Pharmaceuticals	510,968.67
India	Garg Sports International	Education Supplies	339,657.29
India	Gujarat Raffia Industries Ltd.	Shelter/Field Equip.	85,840.37
India	Gurusons Communications Private Limited	It & Office Supplies	36,203.09
India	Gvs Trade Inc.	Water And Sanitation	103,512.91
India	Haffkine Bio-Pharmaceutical Corpora	Other	247,500.00
India	Haffkine Bio-Pharmaceutical Corpora	Vaccines/Biologicals	7,702,375.00
India	Hetero Drugs Ltd.	Pharmaceuticals	11,627,258.15
India	Hexagon Nutrition Pvt. Ltd.	Pharmaceuticals	223,145.00
India	Hindustan Syringes & Medical	Medical Renewable	2,043,375.61
India	Indo-Dane Textile Industries Pvt. L	Shelter/Field Equip.	145,500.00
India	Intas Pharmaceuticals Ltd.	Pharmaceuticals	113,056.99
India	Ipca Laboratories Limited	Pharmaceuticals	2,869,823.78
India	J. Mitra & Co. Ltd	Diagnostic Test Kits	104,663.57
India	Jaipur Printers Pvt.Ltd	Printing	103,194.51
India	Janla Trunk & Balti Works	Education Supplies	96,510.69
India	K.K.Nag Ltd	Water And Sanitation	517,902.11
India	Kadam Marketing Ltd	It & Office Supplies	223,912.33
India	Kailash Paper Conversion (P) Ltd	Printing	173,614.35
India	Kailash Printing Press	Printing	55,983.34
India	Kailash Stores	Education Supplies	47,775.74
India	Kanam Latex Industries Private Ltd.	Medical Renewable	191,889.79
India	Kido Enterprises	Education Supplies	134,842.16
India	Kitchen Essential	Shelter/Field Equip.	1,016,564.08
India	Kitchen Essential	Water And Sanitation	536,202.55
India	Kumar & Company	Printing	123,322.17
India	Lahore Music House	Education Supplies	212,058.76
India	Lisalife Lifescience Technologies Pvt. Ltd.	Cold Chain Equipment	42,820.43
India	Ltek Systems	Water And Sanitation	60,807.93
India	Lupin Limited	Pharmaceuticals	351,366.93
India	M/S Sports Land Overseas Pvt Ltd.	Education Supplies	327,996.80
India	M/S Surya Surgical Industries	Medical Equipment	83,292.00
India	Macleods Pharmaceuticals Limited	Pharmaceuticals	451,228.70
India	Mahindra & Mahindra Ltd., Mumbai	Transport	42,931.87

Major Orders for Goods by Agency during 2010 (Orders of \$30,000 or more)

AGENCY			PO value
Location of supplier	Name of supplier	Description of goods (equipment)	USD
UNICEF Continued			
India	Matrix Laboratories Ltd	Pharmaceuticals	9,666,122.98
India	Mbi Kits International	Laboratory Supplies	137,206.31
India	Mbi Kits International Park View, 3Rd Floor	Nutrition	116,092.80
India	Medopharm	Pharmaceuticals	438,291.74
India	Mehul Stationery Mart	Education Supplies	34,615.15
India	Micro Labs Limited	Pharmaceuticals	9,357,849.05
India	Murliwala Agrotech Private Limited	Nutrition	1,482,307.20
India	N.K. Jain Instruments Pvt. Ltd.	Laboratory Supplies	204,588.00
India	Narang Medical Ltd.	Medical Renewable	33,868.80
India	Navnirmitti, Mumbai	Education Supplies	158,159.24
India	Navnirmitti, Mumbai	Printing	98,085.34
India	New Dilip And Company	Printing	64,802.87
India	Newage Furniture Innovations Pvt Ltd	Education Supplies	49,896.10
India	Nikhil Offset	Printing	972,310.54
India	Novelty Printers	Printing	58,372.15
India	Orchid Biomedical Systems	Diagnostic Test Kits	2,205,514.07
India	Oudh Publishing House Nav Jyothi Press	Printing	110,234.20
India	Panacea Biotec Ltd.	Other	50,787.30
India	Panacea Biotec Ltd.	Vaccines/Biologicals	159,982,016.77
India	Patna Offset Press	Printing	306,868.11
India	Piramal Healthcare Limited	Nutrition	670,183.88
India	Piramal Healthcare Limited	Pharmaceuticals	5,294,434.40
India	Poddar Screen Printers	Printing	586,306.50
India	Poly Medicare Ltd.	Medical Renewable	54,456.94
India	Premier Medical Corporation Limited	Diagnostic Test Kits	275,046.00
India	Prince Corporation	Clothing & Footwear	36,331.71
India	Print House India Pvt. Ltd.	Printing	309,402.42
India	Print Vision Private Limited	Printing	278,030.97
India	Pytex Impex Pvt. Ltd	Identific. & Signage	51,447.20
India	Rajdhani Offset Pvt. Ltd., Bhubaneswar	Printing	93,049.35
India	Ranbaxy Laboratories Ltd.	Pharmaceuticals	15,962,216.79
India	Rapid Scan Systems Limited, Chennai	Printing	41,301.27
India	Rayudu Laboratories Ltd	Cold Chain Equipment	58,585.80
India	Reliable Art Printery	Printing	252,267.46
India	Reshmi Enterprise, Kolkata	Printing	68,098.06
India	Roopayan	Printing	258,375.96
India	S. Narayan & Sons	Printing	462,501.42
India	S.K. Mehta & Co.	Communication Equip.	39,170.63
India	S.K. Mehta & Co.	It & Office Supplies	34,103.94
India	Sagar Electricals	Cold Chain Equipment	55,086.12
India	Salter India Limited	Nutrition	2,318,794.50
India	Sansiya	Clothing & Footwear	148,408.34
India	Sansiya	Education Supplies	31,880.36
India	Sansiya	Printing	32,269.09
India	Scholastic India Pvt Ltd	Printing	61,583.73
India	Serum Institute Of India Ltd.	Vaccines/Biologicals	51,349,240.19
India	Servel Electronics Pvt. Ltd., New Delhi	Laboratory Supplies	74,781.34
India	Shantha Biotechnics Ltd.	Vaccines/Biologicals	1,337,397.66
India	Shital Ceramic Works, Ahmedabad	Water And Sanitation	63,561.13
India	Shree Om Enterprises Pvt. Ltd.,	Printing	155,730.55
India	Shreedhar Printers Pvt. Ltd.	Printing	33,612.56
India	Sign-X Enterprises	Printing	45,829.01
India	Sirmaxo Chemicals Pvt. Ltd	Pharmaceuticals	566,970.84
India	Sonera Time & Light Mfg. Co.	It & Office Supplies	42,669.58
India	Span Pumps Private Limited	Water And Sanitation	353,069.13
India	Span Pumps Pvt. Ltd	Water And Sanitation	120,970.00
India	Sports Land Overseas (Pvt.) Ltd.	Education Supplies	229,361.09
India	Sri Krishna Agency	Water And Sanitation	72,436.25
India	Stellar Polyplast Pvt. Ltd.	Printing	36,442.95
India	Strides Arcolab Limited	Pharmaceuticals	3,744,919.05
India	Suru International Pvt. Ltd.	Medical Renewable	75,691.32
India	Sutures India Pvt. Ltd.	Medical Renewable	1,198,622.00
India	Swapna Printing Works Pvt. Ltd.	Printing	205,179.88
India	Swastika Printers	Printing	38,375.20
India	Tagros Chemicals India Ltd	Household Technology	528,800.00
India	Techno Relief Overseas India Pvt. L	Education Supplies	66,908.16
India	Techno Relief Overseas India Pvt. L	Shelter/Field Equip.	951,914.70
India	Techno Relief Overseas India Pvt. L	Water And Sanitation	318,309.20
India	Thakral Computers Pvt. Ltd.	It & Office Supplies	544,425.41
India	The Offsetters India Pvt. Ltd.	Printing	353,221.90
India	Toyop Relief Private Limited	Shelter/Field Equip.	1,480,612.30
India	Track Manufacturing Co. Pvt. Ltd	Medical Renewable	41,318.06
India	Union Quality Plastics Ltd.	Shelter/Field Equip.	205,852.79
India	United Poly Engineering Private Ltd	Medical Equipment	55,724.00
India	Vallabh Steels Ltd.	Water And Sanitation	51,460.00
India	Vanguard Interiors Pte. Ltd.	It & Office Supplies	195,954.94
India	Vikrant Industries	Shelter/Field Equip.	65,494.87
India	Vikrant Industries	Water And Sanitation	36,747.12
India	Volvo Car Corporation	Transport	34,745.00
India	Water-Chem Laboratories	Water And Sanitation	51,466.99
India	Xerox India Ltd.	It & Office Supplies	61,548.27
India	Zeal Medical Pvt. Ltd.	Medical Equipment	74,545.98
Indonesia	C.V. Sigma Fiber Composite	Water And Sanitation	38,069.16
Indonesia	Cv Goeno	Shelter/Field Equip.	66,926.94
Indonesia	Cv Maju Mapan	Shelter/Field Equip.	110,225.43
Indonesia	Officepro	Education Supplies	331,307.86
Indonesia	P.T. Bio Farma (Persero)	Vaccines/Biologicals	15,005,842.00
Indonesia	Pt Adiwara Worldwide	Water And Sanitation	191,660.00
Indonesia	Pt Astra International Radio Dalam	Transport	77,084.97
Indonesia	Pt Bramanta Sejahtera	Education Supplies	129,366.54
Indonesia	Pt Cipta Sukses Bersama	Water And Sanitation	59,470.01
Indonesia	Pt Citra Grafika Pratama	Printing	116,558.55
Indonesia	Pt Citrawidya Wiyata	Water And Sanitation	140,069.75
Indonesia	Pt Dunia Barusa	Transport	134,795.05
Indonesia	Pt Fajar Mas Murni	Laboratory Supplies	104,071.38
Indonesia	Pt Global Sinar Abadi	Identific. & Signage	62,729.27
Indonesia	Pt Gramedia Printing	Printing	75,634.48
Indonesia	Pt Harrisma Informatika Jaya	It & Office Supplies	75,245.10
Indonesia	Pt Indonesia Printers	Printing	52,857.90
Indonesia	Pt Logikreasi Utama	It & Office Supplies	30,065.36
Indonesia	Pt Panca Putra Solusindo	It & Office Supplies	34,774.72
Indonesia	Pt Persada Utama Tirta Lestari	Printing	43,054.62
Indonesia	Pt Putera Segara Anak	Medical Equipment	75,917.35
Indonesia	Pt Samudra Indah Perkasa	Water And Sanitation	315,362.97
Indonesia	Pt Sentral Mitra Informatika	It & Office Supplies	35,486.32
Indonesia	Pt. Dharma Polimetal	Medical Equipment	2,316,570.77
Indonesia	Pt. Inov Perdana Teknologi	Communication Equip.	146,233.90
Indonesia	Pt. Pabrik Kertas Tjiwi Kimia Tbk	Education Supplies	845,699.40
Indonesia	Pt. Rusli Vinilion Sakti	Water And Sanitation	39,402.78
Iran	Megaps Co.	Printing	32,863.97
Iraq	Al Adib Printing Press	Education Supplies	252,341.29
Iraq	Al Adib Printing Press	Printing	78,720.00
Iraq	Al Hujurat Company	Water And Sanitation	1,350,365.00
Iraq	Al-Rad Co. Transport & Trade & General Contracts Ltd.	Laboratory Supplies	293,988.00
Iraq	Al-Saafa For Trading & Storing Co. Ltd	Education Supplies	149,257.43
Iraq	Al-Sami General Trade Co.Ltd	Water And Sanitation	136,480.00
Iraq	Belad Al Nakhil Co.	Education Supplies	307,782.35
Iraq	Dara Printing Press	Printing	54,660.00
Iraq	Hajer Printing Press	Printing	219,350.00
Iraq	Mardeen Printing Press	Printing	173,850.00
Iraq	Naza Printing Press-Erbile	Printing	32,600.00

Major Orders for Goods by Agency during 2010 (Orders of \$30,000 or more)

AGENCY			PO value
Location of supplier	Name of supplier	Description of goods (equipment)	USD
UNICEF Continued			
Iraq	Orbit Global L.L.C.	Education Supplies	40,810.00
Ireland	Medentech Ltd	Water And Sanitation	675,203.92
Ireland	Ovelle Limited	Pharmaceuticals	78,151.25
Ireland	Tibotec Pharmaceuticals Ltd	Pharmaceuticals	145,790.00
Ireland	Trinity Biotech	Diagnostic Test Kits	1,280,191.72
Israel	Educational Bookshop	Education Supplies	34,972.38
Israel	Engineering Center for Heating and A/C	Water And Sanitation	146,182.23
Israel	Future Iron Pipes	Water And Sanitation	59,529.93
Israel	Ineem Co & Library	Education Supplies	85,943.53
Israel	Modern Industrial Group	It & Office Supplies	34,614.33
Israel	Organics Ltd.	Diagnostic Test Kits	11,671,562.68
Israel	Third Dimension Design and Printing	Printing	33,266.94
Italy	Beltapharm Spa	Pharmaceuticals	154,264.59
Italy	Biologici Italia Laboratories Srl	Pharmaceuticals	330,779.86
Italy	Bruno S.R.L.	Water And Sanitation	108,415.45
Italy	Caprari S.P.A.	Water And Sanitation	43,575.50
Italy	Clementoni S.P.A	Education Supplies	155,751.70
Italy	Coelmo S.R.L.	Water And Sanitation	1,353,515.67
Italy	Euromec Srl	Water And Sanitation	127,506.26
Italy	Fazzini S.R.L.	Medical Equipment	152,612.94
Italy	Fazzini S.R.L.	Nutrition	666,029.46
Italy	Ferrino & C. S.P.A.	Shelter/Field Equip.	5,470,790.00
Italy	Fulton Medicinali S.P.A.	Pharmaceuticals	62,354.53
Italy	Gio' Style Lifestyle S.P.A.	Cold Chain Equipment	667,315.68
Italy	Karismedica S.R.L.	Medical Equipment	244,181.22
Italy	Karrel S.R.L.	Medical Equipment	205,222.53
Italy	L. Molteni & C. Dei F.Lli Alitti So	Pharmaceuticals	80,520.00
Italy	Laboratorio Farmacologico Milanese	Pharmaceuticals	388,536.18
Italy	Mips Informatica Srl	It & Office Supplies	30,339.83
Italy	Novartis Vaccines And Diagnostics S	Vaccines/Biologicals	33,879,872.50
Italy	Nuova Industrie Biscotti Crich S.P.	Nutrition	370,610.56
Italy	Pharmatex Italia Srl	Pharmaceuticals	182,260.83
Italy	Saponerie M. Fissi S.P.A.	Water And Sanitation	220,345.66
Italy	Securmed S.P.A.	Medical Renewable	34,801.64
Italy	Wfp-Unhrd Network	Medical Equipment	37,587.98
Italy	Wfp-Unhrd Network	Warehousing	38,612.75
Jamaica	Materials Production Unit	Printing	49,905.53
Japan	Fujirebio Inc.	Diagnostic Test Kits	35,303.00
Japan	J. Gerber & Company (Japan) Ltd.	Transport	3,760,322.31
Japan	Japan Bcg Laboratory	Vaccines/Biologicals	3,476,528.00
Japan	Nissan Trading Co., Ltd	Transport	5,113,137.27
Japan	Nissan Trading Co., Ltd Nissan Yokohama Building	Transport	601,469.54
Japan	Sumitomo Chemical Co. Ltd.	Household Technology	39,223,682.90
Japan	Toyota Motor Corporation	Transport	3,904,518.14
Japan	Toyota Tsusho Corporation	Transport	139,057.84
Jordan	Bc Grafix	Printing	43,008.48
Jordan	Bci	It & Office Supplies	40,000.00
Jordan	Beyond Art For Printing Services	Printing	194,102.83
Jordan	General Computers & Electronics Co.	It & Office Supplies	193,663.81
Jordan	Integrated Standard Solutions (Iss)	It & Office Supplies	39,123.42
Jordan	Jordan Petroleum Refinery Co.	Fuel & Lubricants	36,567.76
Jordan	Life Shield Systems	Unknown	152,611.00
Jordan	Mahmoudia Vehicle Trading Company	Transport	37,430.00
Jordan	Matrix Bussiness Technology	It & Office Supplies	41,253.89
Kazakhstan	Blue Star Of Kazakhstan Llp	Transport	50,298.45
Kazakhstan	Intellservice Design Bureau	Printing	51,893.82
Kenya	Alpha Knits Limited	Clothing & Footwear	51,399.81
Kenya	Alpha Knits Limited	Identific. & Signage	38,998.33
Kenya	Alpha Knits Limited	Printing	38,551.87
Kenya	Bidco Oil Refineries Limited	Bednets/Insecticides	120,032.64
Kenya	Car & General Limited	Transport	48,281.84
Kenya	Chujio Ceramics	Water And Sanitation	190,893.80
Kenya	Color Creations	Clothing & Footwear	32,300.90
Kenya	Color Creations	Identific. & Signage	30,925.92
Kenya	Color Creations	Printing	99,221.80
Kenya	Colour Creations	Clothing & Footwear	279,744.25
Kenya	Colour Creations	Printing	53,462.53
Kenya	Colourprint Limited	Printing	153,360.70
Kenya	Credible Sounds	Education Supplies	33,082.94
Kenya	Davis & Shirliff Limited	Water And Sanitation	402,221.09
Kenya	Delta Supplies 2000 (K) Ltd	Water And Sanitation	271,966.06
Kenya	Diamond Chemicals Limited	Water And Sanitation	180,641.88
Kenya	English Press Ltd	Printing	1,075,367.39
Kenya	Indigo Telecom Ltd.	Communication Equip.	37,249.03
Kenya	Insta Products (Epz) Ltd	Nutrition	1,788,430.31
Kenya	Insta Products (Epz) Ltd	Nutrition	793,530.35
Kenya	Kentainers Ltd	Water And Sanitation	117,734.80
Kenya	Kenya Suitcase Manufacturers Ltd	Clothing & Footwear	66,451.45
Kenya	Lisal Chemicals Company Ltd	Shelter/Field Equip.	130,601.85
Kenya	Lisal Chemicals Company Ltd	Water And Sanitation	93,952.58
Kenya	Magenta (K) Limited	It & Office Supplies	59,476.10
Kenya	Metro Plastic Kenya Ltd.	Water And Sanitation	190,617.18
Kenya	Mfi Office Solutions	It & Office Supplies	42,315.56
Kenya	Nairobi Ironmongers Ltd	Water And Sanitation	38,622.20
Kenya	Nation Media Group Ltd	Printing	79,226.78
Kenya	Population Services International	Water And Sanitation	347,801.00
Kenya	Printfast Ltd	Printing	190,396.59
Kenya	Rift Valley Machineries	Water And Sanitation	598,682.30
Kenya	Roto Moulders Ltd	Water And Sanitation	172,800.00
Kenya	Roto Moulders Ltd.	Water And Sanitation	323,658.20
Kenya	Rymans Limited	Education Supplies	60,018.75
Kenya	Sciencescope Limited.	Printing	68,304.55
Kenya	Sight And Sound Limited	Communication Equip.	212,356.34
Kenya	Solar Cookers International East Africa	Education Supplies	33,012.45
Kenya	Spartan Relief Supplies Limited	Nutrition	49,682.60
Kenya	Spartan Relief Supplies Limited	Staff Supplies	176,238.10
Kenya	Standard Limited	Printing	57,458.22
Kenya	Tarpo Industries Limited	Shelter/Field Equip.	261,117.46
Kenya	Techno Relief Services Ltd.	Clothing & Footwear	93,270.73
Kenya	Techno Relief Services Ltd.	Education Supplies	299,118.76
Kenya	Techno Relief Services Ltd.	Laboratory Supplies	87,825.00
Kenya	Techno Relief Services Ltd.	Medical/Hygiene Kits	76,000.00
Kenya	Techno Relief Services Ltd.	Nutrition	1,612,808.98
Kenya	Techno Relief Services Ltd.	Shelter/Field Equip.	2,356,788.20
Kenya	Techno Relief Services Ltd.	Warehousing	86,478.66
Kenya	Techno Relief Services Ltd.	Water And Sanitation	858,808.81
Kenya	Tononoka Steels Limited	Water And Sanitation	325,867.45
Kenya	Toyota East Africa Ltd	Transport	256,191.19
Kyrgyzstan	Baratova T. A., Private Entrepreneur	Education Supplies	72,606.54
Kyrgyzstan	Continent Print	Printing	41,573.20
Kyrgyzstan	Murzakmatov A.A., Private Entrepreneur	Water And Sanitation	34,200.00
Lao Peo.Dem.Rep	Khammouane Chalernsay Co., Ltd	Water And Sanitation	30,529.40
Lao Peo.Dem.Rep	Lai Sign And Printing	Printing	36,331.89
Lao Peo.Dem.Rep	Pakpasack Stationery	Education Supplies	272,686.38
Lao Peo.Dem.Rep	Provincial Health Department Attapeu	Water And Sanitation	61,455.04
Lao Peo.Dem.Rep	Provincial Health Department Saravan	Water And Sanitation	91,204.75
Lao Peo.Dem.Rep	Provincial Health Department Sekong Province	Water And Sanitation	93,425.22
Lao Peo.Dem.Rep	Provincial Health Department Svkh	Water And Sanitation	39,417.00
Lao Peo.Dem.Rep	Provincial Health Dept. Khammouane	Water And Sanitation	53,037.53
Lao Peo.Dem.Rep	Provincial Health Dept. L.Namtha Provin	Water And Sanitation	69,039.92
Lao Peo.Dem.Rep	Provincial Health Dept. Of Borikhamxay	Water And Sanitation	45,236.69

Major Orders for Goods by Agency during 2010 (Orders of \$30,000 or more)

AGENCY			PO value
Location of supplier	Name of supplier	Description of goods (equipment)	USD
UNICEF Continued			
Lao Peo.Dem.Rep	Provincial Health Dept. Oudomxay	Water And Sanitation	46,115.85
Lao Peo.Dem.Rep	Provincial Health Dept. Phongsaly Province	Water And Sanitation	112,812.97
Lao Peo.Dem.Rep	Provincial Health Dept. Vientiane Provin	Water And Sanitation	82,759.00
Lao Peo.Dem.Rep	Santiphab Printing Press Enterprise	Printing	40,740.99
Lao Peo.Dem.Rep	Sisavath Printing Press	Printing	48,236.13
Lao Peo.Dem.Rep	Smp Enterprise Industrial Products Supply	Water And Sanitation	45,356.52
Lao Peo.Dem.Rep	Thinnarat	Communication Equip.	60,815.81
Lao Peo.Dem.Rep	Tino Coloring Book	Education Supplies	33,639.98
Lao Peo.Dem.Rep	Xaignavong Group	Water And Sanitation	103,301.31
Lao Peo.Dem.Rep	Yaovai Printing	Education Supplies	193,384.34
Lesotho	Epic Printers	Printing	121,522.52
Lesotho	Longman Lesotho (Pty) Ltd.	Education Supplies	67,901.23
Liberia	A.A.Enterprises	Education Supplies	71,098.00
Liberia	Alternative Energy, Inc.	Medical Equipment	122,638.86
Liberia	Jeety Trading Corporation	Shelter/Field Equip.	116,905.77
Liberia	Kofi Armah / Carpentry Shop	Education Supplies	116,090.25
Liberia	Longman Liberia Books Inc	Printing	595,728.00
Liberia	Seku Sheriff Wood Workshop	Education Supplies	126,235.00
Liberia	Sethi Brothers	Shelter/Field Equip.	91,234.90
Liberia	Stella Maris Polytechnic Bookstore	Printing	334,395.00
Liberia	Thunder Bird Corporation	Transport	42,705.36
Luxembourg	Domestic S.A.R.L.	Cold Chain Equipment	5,572,759.61
Madagascar	Badri	Education Supplies	40,400.73
Madagascar	Badri	Water And Sanitation	201,200.57
Madagascar	Bucomad	Education Supplies	65,285.39
Madagascar	Chandarana & Cie	Education Supplies	290,223.20
Madagascar	Cnapmad	Education Supplies	56,716.72
Madagascar	Cnapmad	Printing	85,921.03
Madagascar	Cominor	Education Supplies	52,365.59
Madagascar	Cominor	Water And Sanitation	65,065.27
Madagascar	Delta	Water And Sanitation	42,484.66
Madagascar	Ecoprim - Etude Conception Production Impression	Printing	188,090.25
Madagascar	Ets Abdealy	Education Supplies	54,409.27
Madagascar	Graphoprint	Printing	58,842.23
Madagascar	Imprimerie De Madagascar	Printing	198,228.11
Madagascar	Jovenna Madagascar	Fuel & Lubricants	34,207.63
Madagascar	Jurid'Ika Sarl	Printing	59,617.38
Madagascar	Madprint	Printing	253,397.24
Madagascar	Magasin Honesti	Water And Sanitation	55,937.04
Madagascar	Menuiserie D'Art	Education Supplies	222,164.70
Madagascar	Msm Madagascar	Printing	160,083.86
Madagascar	Mye	Printing	234,945.41
Madagascar	Newprint	Printing	300,047.16
Madagascar	Niag -Nouvelle Imprimerie Des Arts Graphiqu	Printing	44,073.23
Madagascar	Office Trading	Education Supplies	36,321.03
Madagascar	Savonnerie Tropicale S.A.	Unknown	33,919.28
Madagascar	Smp -Societe Malgache De Transformation Des Plastiques	Water And Sanitation	44,722.83
Madagascar	Societe Jb	Nutrition	402,853.00
Madagascar	Sodim	Education Supplies	94,108.15
Madagascar	Total Madagasikara	Fuel & Lubricants	56,037.24
Madagascar	Toyota Rasseta	Transport	171,522.25
Madagascar	Tranombaroatra Zanatany	Water And Sanitation	78,531.82
Malawi	Arkay Plastics Industry Limited	Shelter/Field Equip.	48,641.38
Malawi	Capital Printing Press	Printing	92,037.85
Malawi	Classic Collection	Education Supplies	261,900.19
Malawi	Design Printers	Printing	71,175.34
Malawi	Hardware Shopping Centre	Shelter/Field Equip.	46,419.10
Malawi	Health Net Ltd.	Bednets/Insecticides	294,750.00
Malawi	Mercantile International	Printing	60,444.12
Malawi	Osman Wholesalers	Transport	201,352.81
Malawi	Polypack Limited	Shelter/Field Equip.	45,382.96
Malawi	Project Peanut Buttr (Ppb)	Nutrition	691,297.76
Malawi	Robray Limited	Shelter/Field Equip.	192,578.07
Malawi	Supreme Hardware	Shelter/Field Equip.	47,886.96
Malawi	Total Malawi Limited	Fuel & Lubricants	185,548.99
Malawi	Valid Nutrition	Nutrition	975,825.61
Malaysia	Hovid Berhad Inc.	Pharmaceuticals	58,590.00
Malaysia	Sm Pharmaceuticals Sdn. Bhd	Pharmaceuticals	130,910.00
Maldives Rep of	Ceepia Print	Printing	33,979.69
Mali	Cfao Motors-Mali	Transport	35,364.99
Mali	Ets Amoudjata Dembl	Water And Sanitation	219,484.95
Mali	Graphique Industrie	Printing	53,956.84
Mali	Imprim Color	Printing	113,620.81
Mali	Imprim-Services Sari	Printing	151,628.94
Mali	Issa Yara	Education Supplies	35,198.13
Mali	Issa Yara	Printing	59,114.06
Mali	Matrans (Manutention Transit Au Mali)	Transport	59,174.38
Mali	Moussa Doucour	Water And Sanitation	64,103.68
Mali	Quincaillerie De La Jeunesse	Water And Sanitation	115,832.37
Mali	Seeba (Sahlienne De L'Energie De L'Eau Et Du Bitment)	Water And Sanitation	75,453.07
Mali	Sire Ba	Nutrition	73,309.57
Mali	Socit Soleil Service	Fuel & Lubricants	80,058.83
Mali	Total- Mali	Fuel & Lubricants	575,433.54
Mauritania	Ets Abdallah Ould Noueygued Freres	It & Office Supplies	125,777.18
Mauritania	Star Oil Mauritania	Fuel & Lubricants	79,221.01
Mexico	Bolex S.A. De C.V.	Education Supplies	212,000.40
Mexico	Bristol Myers Squibb De Mexico	Pharmaceuticals	100,650.00
Mexico	Compaia Internacional De Comercio, S. A. De C. V.	Water And Sanitation	56,783.95
Mexico	Especificos Stendhal. Sa De Cv	Pharmaceuticals	62,100.00
Mexico	Foli De Mexico, S.A. De C.V.	Printing	37,953.01
Mexico	Plasti Estril S.A. De C.V.	Pharmaceuticals	544,653.78
Mongolia	Best Color International Co., Ltd	Printing	70,828.40
Mongolia	Bosa Co., Ltd	Nutrition	80,904.37
Mongolia	Hurd Auto Co., Ltd	Transport	123,797.34
Mongolia	Mongol Ger Hujirt Co., Ltd	Shelter/Field Equip.	105,016.92
Mongolia	Namuu Taria Co., Ltd	Nutrition	39,927.69
Mongolia	Naran Enkhuya	Shelter/Field Equip.	36,186.56
Mongolia	Nomin Trading Co., Ltd	Education Supplies	94,315.21
Mongolia	Nomin Trading Co., Ltd	Water And Sanitation	57,391.80
Mongolia	Shijir Impex Co., Ltd	Education Supplies	89,552.78
Mongolia	Summit Computer Technology Co., Ltd	It & Office Supplies	40,169.53
Mongolia	Udnar Unurbat	Clothing & Footwear	52,381.31
Montenegro	Ap Print	Printing	33,913.81
Morocco	Bull Maroc	It & Office Supplies	38,820.51
Morocco	Mjb Cratlon	Printing	42,040.40
Morocco	Rumis	It & Office Supplies	50,619.58
Mozambique	Acadmica, Lda	Printing	40,655.87
Mozambique	Afritool (Pty) Ltd	Transport	391,139.61
Mozambique	Brithol Michcoma (Moc) Lda.	Printing	58,864.56
Mozambique	Bytes & Pieces	It & Office Supplies	52,000.67
Mozambique	Industria Madeireira De Mocambique	Education Supplies	296,659.20
Mozambique	Joint Aid Management	Nutrition	48,259.20
Mozambique	Mabuko, Lda	Education Supplies	39,000.02
Mozambique	Moexport, Lda	Education Supplies	33,611.85
Mozambique	Movarte - Mveis E Arte	Education Supplies	202,385.55
Mozambique	Plural Editores, Lda	Education Supplies	676,519.25
Mozambique	Prodada - Gestao Informatica Moambique	It & Office Supplies	47,120.00
Mozambique	Randcom, Lda	Education Supplies	415,000.00
Mozambique	Serigrafia Aquarius	Clothing & Footwear	114,677.57
Mozambique	Serigrafia Aquarius	Printing	54,337.33
Mozambique	Spectrum Graphics Limitada	Printing	118,677.61

Major Orders for Goods by Agency during 2010 (Orders of \$30,000 or more)

AGENCY			PO value
Location of supplier	Name of supplier	Description of goods (equipment)	USD
UNICEF Continued			
Mozambique	Texto Editores, Lda	Education Supplies	48,267.39
Myanmar	Basin International Ltd.	Clothing & Footwear	109,249.80
Myanmar	Basin International Ltd.	Identific. & Signage	87,228.30
Myanmar	Basin International Ltd.	Nutrition	47,865.00
Myanmar	Basin International Ltd.	Shelter/Field Equip.	194,833.10
Myanmar	Basin International Ltd.	Warehousing	350,033.90
Myanmar	Basin International Ltd.	Water And Sanitation	41,720.00
Myanmar	Empire Printing And Publishing (Thiri Thandar Company Limited)	Printing	83,637.50
Myanmar	Idea Company Limited	Printing	30,500.00
Myanmar	Mahar Swe Printing & Advertising	Printing	140,683.00
Myanmar	Man International Co., Ltd.	Printing	714,560.45
Myanmar	Mercury Offset Printing	Printing	154,670.00
Myanmar	Mingalar General Trading Co-Op Ltd.	Bednets/Insecticides	39,290.95
Myanmar	Mingalar General Trading Co-Op Ltd.	Clothing & Footwear	67,992.00
Myanmar	Mingalar General Trading Co-Op Ltd.	Education Supplies	50,333.80
Myanmar	Mingalar General Trading Co-Op Ltd.	Water And Sanitation	142,972.00
Myanmar	Myanmar Ceramic Society (Mcs)	Water And Sanitation	114,565.00
Myanmar	Myanmar Pipes & Accessories Co.,Ltd	Warehousing	100,280.00
Myanmar	Myanmar Pipes & Accessories Co.,Ltd	Water And Sanitation	197,079.38
Myanmar	New Telesonic Wood & Gen.Prod.Trade	It & Office Supplies	69,413.00
Myanmar	Ocean Glory Limited	Education Supplies	47,940.00
Myanmar	Pemco Company Limited	Water And Sanitation	32,000.00
Myanmar	Pho Pyone Cho Stationery	Education Supplies	31,406.49
Myanmar	Population Services International	Water And Sanitation	31,098.50
Myanmar	Shay Saung Printing Press	Printing	39,238.00
Myanmar	Shwe Htee Press	Printing	66,650.00
Myanmar	Shwe Naing Ngan Printing House	Printing	961,702.30
Myanmar	U Noor Bashor (Myo Ma Store)	Warehousing	65,817.60
Namibia	John Meinert	Printing	37,798.09
Namibia	Printech Cc	Printing	30,884.51
Namibia	Solitaire Press Cc	Printing	59,470.70
Namibia	Windhoek Stationers (Pty) Ltd	Education Supplies	54,312.62
Nepal	Cas Trading House Pvt Ltd	It & Office Supplies	84,789.50
Nepal	Champalal Suppliers Ka	Medical Equipment	44,202.50
Nepal	Format Printing Press	Printing	31,594.22
Nepal	Innovative Forum For Community Development	Education Supplies	275,274.23
Nepal	Jeewan Printers P. Ltd.	Printing	57,781.18
Nepal	K.K. Stationers	Education Supplies	63,030.16
Nepal	Kasthamandap Asia International	It & Office Supplies	34,313.49
Nepal	Minerwa Stationery & Trading Concern	Education Supplies	40,288.54
Nepal	Panchakanya Plast P. Ltd.	Water And Sanitation	39,302.43
Nepal	Professional Services International Pvt. Ltd.	Water And Sanitation	51,667.80
Nepal	Prudent Meditech International	Medical Equipment	33,173.95
Nepal	Quality Printers (Pvt) Ltd.	Printing	76,102.97
Nepal	Sewa Printing Press	Printing	78,865.79
Nepal	Shrestha Digital Print	Printing	35,781.01
Nepal	Web Trading Concern	Medical Equipment	33,926.94
Netherlands	Abbott Logistics B.V.	Pharmaceuticals	310,057.96
Netherlands	Development And Relief Corporation	Laboratory Supplies	4,183,493.29
Netherlands	Development And Relief Corporation	Medical Equipment	529,001.44
Netherlands	Development And Relief Corporation Drc	Laboratory Supplies	1,003,121.83
Netherlands	Development And Relief Corporation Drc	Medical Equipment	299,019.41
Netherlands	Ida Foundation- International Dispe	Pharmaceuticals	294,973.69
Netherlands	Jansen Venneboer B.V.	Water And Sanitation	32,639.77
Netherlands	Merck Sharp & Dohme B.V.	Pharmaceuticals	44,756.56
Netherlands	Ricoh International B.V.	It & Office Supplies	34,786.45
Netherlands	Ryan Instruments International Bv	Cold Chain Equipment	36,376.83
Netherlands	Santpoort Project Supplies	Transport	169,624.00
Netherlands	Svizera Europe B.V.	Pharmaceuticals	827,193.00
Netherlands	The Medical Export Group Bv	Laboratory Supplies	392,960.22
Netherlands	The Medical Export Group Bv	Medical Equipment	5,936,225.11
Netherlands	The Medical Export Group Bv	Medical Renewable	279,879.59
Netherlands	The Medical Export Group Bv	Shelter/Field Equip.	95,651.08
Nicaragua	Carlos Enrique Grdiz Toruo	Printing	60,022.26
Nicaragua	Francisco Ren Oporta Y/O Universal Supply El Chontaleo	Medical Equipment	32,100.76
Nicaragua	Gbm De Nicaragua, S.A.	It & Office Supplies	36,932.06
Nicaragua	Marcos Antonio Sarria Espinales Y/O T.M.I.	Medical Equipment	50,735.32
Nicaragua	Mastertec	It & Office Supplies	32,859.28
Niger	Aga // Elh Moumouni Ganda Ali	Education Supplies	42,288.38
Niger	Aga // Elh Moumouni Ganda Ali	Medical Equipment	35,123.11
Niger	Entreprise Nigerienne De Textiles (Enitex)	Clothing & Footwear	57,307.18
Niger	Espace Pneumatique	Transport	39,557.02
Niger	Etablissement Assoumana Alio	Education Supplies	41,579.59
Niger	Etablissement Assoumana Alio	Water And Sanitation	60,285.71
Niger	Etablissement Hassane Nouhou	Education Supplies	59,311.36
Niger	Ets Hassane Salifou Ali	Clothing & Footwear	403,441.10
Niger	Graphitec	Printing	40,772.78
Niger	Groupe Sanecom	Printing	400,657.67
Niger	Hamdallaye Meubles	Education Supplies	91,625.21
Niger	Imprimerie Albarka	Printing	77,427.70
Niger	Imprimerie Imb	Printing	73,930.84
Niger	Imprimerie Bon Bri	Printing	63,137.58
Niger	Librairie La Farandole Des Livres Sarl	Education Supplies	60,165.51
Niger	Librairie Nigmat	Education Supplies	79,462.71
Niger	Nouvelle Imprimerie Du Niger	Printing	36,765.48
Niger	Socit Des Huiles Olga	Bednets/Insecticides	65,207.74
Niger	Sta (Socit De Transformation Alimentaire)	Nutrition	7,596,269.76
Niger	Total Niger	Fuel & Lubricants	137,570.50
Niger	Unifam (Unité Nigerienne De Fabrication)/ El Hadji Yahaya Moussa	Education Supplies	80,375.13
Nigeria	Aym Shafa Ltd	Fuel & Lubricants	45,004.68
Nigeria	Panar Limited	Water And Sanitation	199,707.22
Nigeria	Petra Digital Press	Printing	76,746.83
Nigeria	The Regent (Printing & Publig.) Ltd	Printing	58,497.12
Norway	Compact As	Nutrition	4,416,387.73
Norway	Fiskars Norway As	Communication Equip.	61,463.61
Norway	Laerdal Medical A/S	Education Supplies	243,854.75
Norway	Laerdal Medical A/S	Medical Equipment	125,292.56
Norway	O.B. Wiik As	Warehousing	675,511.34
Norway	Prolan As	Water And Sanitation	161,320.46
Norway	Rofi Industrier As	Transport	38,554.19
Norway	Vizada Networks As	Communication Equip.	43,980.00
Occupied Palestinian Territory	A. R. Hijawi & Sons Co.	Printing	52,323.31
Occupied Palestinian Territory	Al-Halabi Advertising	Printing	43,934.41
Occupied Palestinian Territory	Al-Manarah Int'L For Contracting Company	Water And Sanitation	117,169.31
Occupied Palestinian Territory	Al-Quds Stationery Mfg. & Trading Co.	Education Supplies	86,503.85
Occupied Palestinian Territory	Al-Shreef Sport	Clothing & Footwear	114,317.79
Occupied Palestinian Territory	Bashir Siksik & Co. Ltd.	Water And Sanitation	74,929.98
Occupied Palestinian Territory	Bci Inc.	It & Office Supplies	37,527.32
Occupied Palestinian Territory	Computer Media Center	It & Office Supplies	158,417.66
Occupied Palestinian Territory	Hirbawi Investment & Int'L Trade Co.	Education Supplies	124,474.23
Occupied Palestinian Territory	Jamal Sons Company	It & Office Supplies	77,624.62
Occupied Palestinian Territory	Modern Arab Press	Printing	57,033.43
Occupied Palestinian Territory	Zaghoul Trading & Marketing	Health & Nutrition	37,883.78
Oman	Oriental Printing Press & Stationery	Printing	39,166.67
Oman	Saud Bahwan Automotive Llc	Transport	305,077.44
Pakistan	Adult Basic Education Society.	Education Supplies	74,046.70
Pakistan	Advanced Engineering Concern Co.	Water And Sanitation	54,854.65
Pakistan	Afzal Corporation	Communication Equip.	35,768.83
Pakistan	Agha Jee Printers	Printing	30,480.83
Pakistan	Akbar & Zikria Pipes (Pvt) Ltd.,	Water And Sanitation	226,794.62
Pakistan	Al-Aziz Textile Print	Clothing & Footwear	169,917.71

Major Orders for Goods by Agency during 2010 (Orders of \$30,000 or more)

AGENCY			PO value
Location of supplier	Name of supplier	Description of goods (equipment)	USD
UNICEF Continued			
Pakistan	Al-Aziz Textile Print	Identific. & Signage	121,981.84
Pakistan	Al-Aziz Textile Print	Printing	377,007.99
Pakistan	Al-Hamid Traders	Shelter/Field Equip.	39,781.01
Pakistan	Arshad Brothers	Education Supplies	168,535.53
Pakistan	Arshad Stationery Mart	Education Supplies	164,798.32
Pakistan	Bata Pakistan Limited	Clothing & Footwear	424,448.46
Pakistan	Bright Business Links	Clothing & Footwear	308,267.46
Pakistan	Bukhari Traders	Water And Sanitation	70,014.48
Pakistan	Buraq Surgical Corporation	Medical Equipment	273,971.25
Pakistan	Cbm Plastic (Pvt) Ltd.	Water And Sanitation	79,894.13
Pakistan	Charag Din & Company	Education Supplies	42,887.02
Pakistan	Colgate Palmolive (Pakistan) Limited	Water And Sanitation	779,224.26
Pakistan	Contech International	Medical/Hygiene Kits	118,934.11
Pakistan	Coral Trading & Contracting Co.	Clothing & Footwear	71,739.37
Pakistan	Coral Trading & Contracting Co.	Medical Renewable	219,527.79
Pakistan	Crystal Health Care,	Medical Equipment	76,549.01
Pakistan	Decora Furnishers,	Education Supplies	38,794.09
Pakistan	Decora International	Shelter/Field Equip.	45,139.73
Pakistan	Digitec Solutions	It & Office Supplies	32,210.03
Pakistan	Dotcare (Pvt) Ltd	Printing	91,030.51
Pakistan	Fazleesons (Pvt) Limited,	Printing	38,641.00
Pakistan	Fiber Craft Industries	It & Office Supplies	225,051.36
Pakistan	Fiber Craft Industries	Water And Sanitation	518,092.21
Pakistan	Forbes Forbes Campbell & Co. (Pvt) Ltd	Communication Equip.	49,725.22
Pakistan	Frontier Furnishers & Welding Works	Education Supplies	141,940.32
Pakistan	Frontier Furnishers & Welding Works	It & Office Supplies	43,501.26
Pakistan	Future I-Con Group	Education Supplies	980,350.18
Pakistan	Goodlife (Guarantee) Limited	Water And Sanitation	285,167.42
Pakistan	H. Nizam Din & Sons (Pvt) Ltd.	Shelter/Field Equip.	1,366,700.00
Pakistan	H. Sheikh Noor-Ud-Din & Sons (Pvt) Ltd.,	Shelter/Field Equip.	660,078.68
Pakistan	H. Sheikh Noor-Ud-Din & Sons (Pvt) Ltd.,	Water And Sanitation	1,013,756.85
Pakistan	Hma Pumps (Pvt) Ltd.,	Water And Sanitation	39,913.16
Pakistan	Human Resource Development Society,	Water And Sanitation	37,992.51
Pakistan	Imgc Global (Pvt) Ltd	Education Supplies	86,897.13
Pakistan	Imgc Global (Pvt) Ltd.	Warehousing	47,709.01
Pakistan	Imgc Global (Pvt) Ltd.	Water And Sanitation	1,091,720.03
Pakistan	Indus Fibre Glass	It & Office Supplies	177,086.48
Pakistan	Indus Fibre Glass	Water And Sanitation	508,782.70
Pakistan	Indus Motor Company Ltd.	Transport	146,314.47
Pakistan	Indus Pencil Industries (Pvt.) Ltd.,	Education Supplies	32,955.62
Pakistan	International Industries Ltd.,	Water And Sanitation	541,637.27
Pakistan	Iqbal Book Corner	Education Supplies	424,281.04
Pakistan	Iqbal Stationery Mart	Education Supplies	359,263.12
Pakistan	Jafri Medical Corporation	Medical Equipment	32,470.59
Pakistan	Javaid Sons,	Cold Chain Equipment	47,331.16
Pakistan	Jubilee Traders	Education Supplies	84,528.91
Pakistan	K.H. Industries Pvt. Ltd.	Clothing & Footwear	1,405,011.59
Pakistan	K.H. Industries Pvt. Ltd.	Medical Renewable	281,513.37
Pakistan	Karachi Surgicals	Medical Equipment	43,407.06
Pakistan	Kawsar Engineering (Pvt) Ltd.	Water And Sanitation	606,033.80
Pakistan	Khan Steel Company,	It & Office Supplies	33,954.18
Pakistan	King Faisal Multi Sign Service	Shelter/Field Equip.	50,376.98
Pakistan	Ksb Pump Co. Ltd.	Water And Sanitation	126,317.13
Pakistan	Lasani Wood Furnishers	Education Supplies	139,777.09
Pakistan	M/S A.Z. Traders	Water And Sanitation	572,910.23
Pakistan	M/S Instant Print System (Pvt) Ltd.,	Printing	108,681.70
Pakistan	M/S Mansha Brothers	Communication Equip.	32,640.32
Pakistan	M/S Quality Medical Services	Medical Equipment	105,924.77
Pakistan	M/S Sameer Enterprises	Medical/Hygiene Kits	110,676.99
Pakistan	M/S Tf Pipes (Pvt) Ltd	Water And Sanitation	74,508.88
Pakistan	M/S Time Stationers	Education Supplies	274,909.36
Pakistan	Mahmood Pipe Store	Water And Sanitation	85,508.52
Pakistan	Mak Pump (Pvt) Ltd.,	Water And Sanitation	313,017.42
Pakistan	Mark & Trade Excelsior,	Water And Sanitation	291,230.10
Pakistan	Marshace Enterprises	Education Supplies	222,610.54
Pakistan	Maryah Printers	Printing	46,191.00
Pakistan	Master Composite	Water And Sanitation	32,962.96
Pakistan	Merck (Pvt) Ltd.	Water And Sanitation	49,324.72
Pakistan	Mirza Traders,	Water And Sanitation	163,440.30
Pakistan	Mkb Enterprises (Pvt) Ltd.	Education Supplies	190,666.58
Pakistan	Mm United Traders	Water And Sanitation	619,444.34
Pakistan	N.B. Tent & Textiles Pvt. Ltd.,	Medical Renewable	1,125,239.81
Pakistan	National F.R.P. Industries Pvt. Ltd.	Water And Sanitation	488,264.74
Pakistan	National Tent House	Shelter/Field Equip.	1,024,950.00
Pakistan	National Tent House	Water And Sanitation	7,744,268.61
Pakistan	New Al-Fareed Stationers & Printers	Clothing & Footwear	154,061.38
Pakistan	Noble Enterprises	Medical/Hygiene Kits	139,529.98
Pakistan	Noorani Printing & Packing Industry	Printing	83,858.84
Pakistan	Office Automation Group	It & Office Supplies	65,147.89
Pakistan	Ora Tech Systems (Pvt) Ltd.	It & Office Supplies	31,762.45
Pakistan	Pak Enterprise	Water And Sanitation	280,209.70
Pakistan	Paramount Tarpaulin Industries	Shelter/Field Equip.	253,750.00
Pakistan	Prime Star Industries (Pvt) Ltd.,	Water And Sanitation	132,640.91
Pakistan	Quick Process	Printing	62,831.24
Pakistan	Quicksilver Instruments	Medical Equipment	242,295.00
Pakistan	Rasheed Sons	Warehousing	44,586.98
Pakistan	Rasheed Sons	Water And Sanitation	157,788.78
Pakistan	Rasool Bux & Sons	Water And Sanitation	55,546.44
Pakistan	Royal Steel Furniture	Education Supplies	80,291.72
Pakistan	Rustam Towel (Pvt) Limited,	Water And Sanitation	1,544,507.36
Pakistan	S.M. Jaffer & Co.	It & Office Supplies	127,964.73
Pakistan	S.M. Jaffer & Co.	Water And Sanitation	167,877.22
Pakistan	Sanaula Textile Mills,	Medical Renewable	627,083.61
Pakistan	Screen Graphic	Identific. & Signage	59,792.71
Pakistan	Shaan International	Education Supplies	187,791.11
Pakistan	Shaan International	It & Office Supplies	47,560.98
Pakistan	Shaco Enterprises	Medical Renewable	745,906.41
Pakistan	Shaco Enterprises	Water And Sanitation	287,387.13
Pakistan	Shafisons Engineering (Pvt) Ltd.	Water And Sanitation	422,410.49
Pakistan	Shahid Trading Company	Education Supplies	513,113.09
Pakistan	Shahid Trading Company	Water And Sanitation	167,272.52
Pakistan	Style Furnishers	Education Supplies	203,648.63
Pakistan	Style Furnishers	It & Office Supplies	42,850.62
Pakistan	Super Star Traders	Water And Sanitation	54,458.40
Pakistan	Swabi Hand Pump Factory,	Water And Sanitation	185,530.59
Pakistan	Technimen Agha (Pvt) Ltd.	Medical Equipment	30,256.00
Pakistan	Top Star Industries (Pvt) Ltd.	Education Supplies	267,414.90
Pakistan	Towne Brothers (Pvt.) Ltd	Medical Equipment	51,077.00
Pakistan	Ubc Convertec (Pvt) Ltd.	Printing	65,450.06
Pakistan	United Printers	Printing	37,525.24
Pakistan	Usman Trading Company	Water And Sanitation	30,360.82
Pakistan	Victory Pipe Industries (Pvt) Limited	Water And Sanitation	847,316.66
Pakistan	Worldwide Equipment Services,	It & Office Supplies	87,587.04
Pakistan	Worldwide Equipment Services,	Water And Sanitation	48,425.03
Pakistan	Zahra Industries Private Limited	Clothing & Footwear	1,234,546.07
Panama	Disenos E Impresiones Jeiros. S.A.	Printing	63,787.00
Panama	Fundacion Logistica Humanitaria	Education Supplies	119,628.00
Pap. New Guinea	Plumtrade	Water And Sanitation	553,185.16
Pap. New Guinea	Treid Print	Printing	56,974.26
Pap. New Guinea	Uramina & Nelson Limited	Printing	39,649.83
Peru	Empresa Editora El Comercio S.A.	Printing	86,760.82

Major Orders for Goods by Agency during 2010 (Orders of \$30,000 or more)

AGENCY			PO value
Location of supplier	Name of supplier	Description of goods (equipment)	USD
UNICEF Continued			
Peru	Iasacorp International S.A.	Education Supplies	57,546.27
Peru	Industria Grafica Cimagraf S.R.L.	Printing	37,206.48
Peru	Mitsui Automotriz S.A.	Transport	117,832.54
Peru	Peru Offset Editores Eirl	Printing	42,968.68
Peru	Walter Luis Ponce De Leon Morante	Printing	35,307.36
Philippines	A.M. Ramos Trading	Water And Sanitation	57,610.77
Philippines	Accent-Micro Technologies, Inc.	It & Office Supplies	110,887.17
Philippines	Acm Graphics	Printing	61,785.44
Philippines	Adarna House, Inc.	Education Supplies	62,834.45
Philippines	Anssel Enterprises	Clothing & Footwear	72,910.05
Philippines	Anssel Enterprises	Education Supplies	359,135.40
Philippines	Anssel Enterprises	Medical Equipment	98,788.47
Philippines	Anssel Enterprises	Printing	58,533.18
Philippines	Aris Printhauss	Printing	38,864.92
Philippines	Berovan Marketing , Inc.	Medical Equipment	64,062.72
Philippines	Berovan Marketing , Inc.	Nutrition	33,875.52
Philippines	Bestmed Pharma And General Merchandise	Medical Equipment	103,466.34
Philippines	Central Home Furnishing Inc.	Education Supplies	328,849.57
Philippines	Central Home Furnishing Inc.	Water And Sanitation	115,726.87
Philippines	Cofta Mouldings Corporation	Education Supplies	138,035.79
Philippines	Consolidated Paper Products, Inc.	Education Supplies	45,785.28
Philippines	Contrade Enterprises, Inc.	Education Supplies	68,150.72
Philippines	Ctlink Systems, Inc.	It & Office Supplies	34,005.81
Philippines	Don-Jon Guitars & School Of Music	Education Supplies	42,906.80
Philippines	Early Learners Enterprise	Education Supplies	111,060.30
Philippines	Ec-Tec Commercial	Education Supplies	70,360.89
Philippines	Ec-Tec Commercial	Printing	232,374.47
Philippines	Educational Marketing Mentors	Education Supplies	101,474.97
Philippines	Educational Marketing Mentors	Water And Sanitation	32,882.34
Philippines	Exal Industries Corporation	Unknown	77,811.23
Philippines	Gem Stationery Inc.	Education Supplies	177,454.09
Philippines	Gem Stationery Inc.	Printing	52,428.05
Philippines	Golden Rich Sports & Music Store	Education Supplies	88,468.67
Philippines	GWays & Promos	Unknown	41,812.04
Philippines	Imprint And Trade Services, Inc.	Printing	36,694.03
Philippines	J.D.E.S. Enterprises	Education Supplies	97,976.14
Philippines	J.D.E.S. Enterprises	Printing	41,012.38
Philippines	Jameslin Enterprises	Water And Sanitation	30,904.96
Philippines	Jb Sports	Education Supplies	38,830.83
Philippines	Jetmed Distributors	Medical Equipment	96,915.98
Philippines	Lsy Pharma & Gen. Mdse	Shelter/Field Equip.	49,888.41
Philippines	Phil-Data Business Systems ,Inc.	It & Office Supplies	37,941.42
Philippines	Sunshine Construction Supply	Water And Sanitation	45,196.90
Philippines	Transprint Corporation	Printing	117,121.94
Philippines	Young'S Sporting Goods	Education Supplies	58,925.90
Poland	Warsaw Pharmaceutical Works Joint S	Pharmaceuticals	273,033.20
Romania	Infomed Fluids S.R.L.	Pharmaceuticals	399,165.26
Romania	Sc Grimagh Import-Export Srl	Education Supplies	58,223.05
Romania	Vanermonde Intrade	Printing	39,188.06
Russian Fed.	Fsue Of Chumakov Ipve, Rams	Vaccines/Biologicals	3,085,104.00
Russian Fed.	Ooo "Best Print"	Printing	57,012.01
Russian Fed.	Ooo "Pieter-Video"	Communication Equip.	30,766.52
Russian Fed.	Ooo "Pkf Alma"	Education Supplies	132,354.22
Russian Fed.	Ooo "Resonans"	Education Supplies	33,824.14
Russian Fed.	Ooo "Sphera"	Water And Sanitation	50,551.55
Russian Fed.	Ooo "Verdi"	Printing	43,544.07
Russian Fed.	Ooo "Yug-Lab"	Education Supplies	211,448.62
Russian Fed.	Ooo"Uchprogress-Gossnab"	Education Supplies	39,232.94
Russian Fed.	Pboyul Dauev Tamerlan Valeryevitch	It & Office Supplies	46,090.63
Russian Fed.	Zao "Ksil"	Education Supplies	33,437.19
Rwanda	Atemugj	Education Supplies	94,125.01
Rwanda	Business Star	Nutrition	41,394.56
Rwanda	Ecobe	Education Supplies	212,059.53
Rwanda	Eden	Education Supplies	92,819.09
Rwanda	Engen Rwanda Sarl	Fuel & Lubricants	191,231.98
Rwanda	Mtn-Rwandacell	Communication Equip.	216,783.76
Rwanda	Papeterie Mont Kigali	Education Supplies	38,013.06
Rwanda	Printex Ltd	Printing	38,781.51
Rwanda	Sekanyolya Systems Rwanda Ltd	It & Office Supplies	30,850.68
Senegal	Atelier Saint Joseph	Education Supplies	37,104.64
Senegal	Autoprint	Printing	112,550.22
Senegal	Imprimerie Du Centre	Printing	36,708.29
Senegal	Institut Pasteur De Dakar	Vaccines/Biologicals	1,588,275.70
Senegal	Mandarine	Education Supplies	35,576.33
Senegal	Neurotech	Communication Equip.	61,505.18
Senegal	Office Choice	Education Supplies	40,500.00
Sierra Leone	Bemisal Enterprises	Clothing & Footwear	31,321.76
Sierra Leone	Chriskal Printing Enterprises	Printing	178,001.46
Sierra Leone	Dels Enterprises	Printing	56,455.79
Sierra Leone	Integrated Power And Control Solutions	It & Office Supplies	38,947.79
Sierra Leone	Office World	Education Supplies	34,067.56
Sierra Leone	Office World	It & Office Supplies	30,682.24
Sierra Leone	Print Point Limited	Printing	202,171.93
Sierra Leone	Ro-Marong Industries Ltd	Printing	227,328.46
Sierra Leone	Rural, Commercial & Domestic Solar Company Ltd	Water And Sanitation	34,424.24
Sierra Leone	Sierra Leone National Petroleum Co. Lt	Fuel & Lubricants	303,757.02
Singapore	Neotec Medical Industries Pte. Ltd	Medical Renewable	66,528.00
Slovak Republic	Monarflex S.R.O.	Water And Sanitation	79,713.35
Slovak Republic	Pkp Bardejov S.R.O.	Nutrition	42,216.93
Somalia	Khayrdoon General Trading Co.	Water And Sanitation	302,205.00
Somalia	Afgal	Education Supplies	30,800.00
Somalia	Al Aqsa Gas Station	Fuel & Lubricants	244,239.50
Somalia	Al Fadli General Trading Company	Water And Sanitation	56,910.84
Somalia	Alkowthar Logistic	Education Supplies	99,520.00
Somalia	Artan G Trading Company.	Water And Sanitation	145,800.00
Somalia	Asian Engineering Co.	Education Supplies	42,430.53
Somalia	Bulaal Trading Company	Water And Sanitation	409,000.50
Somalia	Dayah Brothers Co(Dayah Brothers Co.)	Water And Sanitation	31,070.00
Somalia	Dine General Trading Co.	Education Supplies	47,719.00
Somalia	Gestalt Gild Limited	Communication Equip.	39,897.79
Somalia	Hodan Workshop-Hargeisa	Education Supplies	49,260.00
Somalia	Meecaad General Trading Co.	It & Office Supplies	72,079.50
Somalia	National Fuel Station	Fuel & Lubricants	35,003.85
Somalia	New Vision Ict Solutions	It & Office Supplies	32,066.00
Somalia	Yaq-Weyne Shop	It & Office Supplies	62,758.00
South Africa	A & M Office Equipment (Pty) Ltd	Education Supplies	1,522,604.81
South Africa	Aqua Salveo Cc	Water And Sanitation	44,475.34
South Africa	Aqualytic Cc	Water And Sanitation	165,381.14
South Africa	Arch Chemicals (Pty) Ltd	Water And Sanitation	258,423.55
South Africa	Aspen Pharmacare Ltd.	Pharmaceuticals	30,048.40
South Africa	Auto Baltic Volvo	Transport	50,220.29
South Africa	Bayer Pty (Ltd)	Household Technology	69,379.52
South Africa	Bluetek Computers	It & Office Supplies	73,637.07
South Africa	Brand Pack (Pty) Ltd	Water And Sanitation	474,301.20
South Africa	Bristol-Myers Squibb (Pty) Ltd.	Pharmaceuticals	152,766.95
South Africa	Business Print Centre	Printing	48,940.26
South Africa	Bytes Document Solutions	It & Office Supplies	268,659.48
South Africa	Cecil Nurse (Pty) Ltd T/A Cn Business Furniture	It & Office Supplies	90,595.31
South Africa	Ceramco (Pty) Ltd	Water And Sanitation	131,719.57
South Africa	Ctp Printers	Printing	642,266.02
South Africa	D.H Brothers Industries (Pty) Ltd T/A Willowton Oil & Cake Mills	Pharmaceuticals	382,741.34

Major Orders for Goods by Agency during 2010 (Orders of \$30,000 or more)

AGENCY			PO value
Location of supplier	Name of supplier	Description of goods (equipment)	USD
UNICEF Continued			
South Africa	Diva Nutritional Products (Pty) Ltd	Nutrition	6,556,281.12
South Africa	Edeni Chemical Trading Cc	Pharmaceuticals	90,840.84
South Africa	Edeni Chemical Trading Cc	Water And Sanitation	178,525.66
South Africa	Edeni Chemical Trading Cc	Water And Sanitation	51,711.14
South Africa	Fresenius Kabi South Africa	Pharmaceuticals	51,292.60
South Africa	Griffin Exports Cc	It & Office Supplies	82,277.75
South Africa	Griffin Exports Cc	Shelter/Field Equip.	139,411.40
South Africa	Griffin Exports Cc	Warehousing	63,548.75
South Africa	Grundfos South Africa (Pty) Ltd	Water And Sanitation	295,678.39
South Africa	Highveld Promotions	Printing	49,308.43
South Africa	Introstat (Pty) Ltd	It & Office Supplies	31,482.85
South Africa	Kagiso Bm Printing	Printing	293,962.28
South Africa	Labworld A Division Of Afagri Operations Ltd	Laboratory Supplies	78,463.64
South Africa	Metraclark (Pty) Ltd	It & Office Supplies	35,316.30
South Africa	Msd (Proprietary) Ltd	Pharmaceuticals	613,405.05
South Africa	Nissan South Africa (Pty) Ltd	Transport	179,311.00
South Africa	Reboni Furniture Group	Education Supplies	459,219.09
South Africa	Reboni Furniture Group	It & Office Supplies	463,193.57
South Africa	Roche Diagnostics	Laboratory Supplies	31,730.00
South Africa	Roche Products (Pty) Limited	Laboratory Supplies	71,280.00
South Africa	Sandpiper Clothing	Printing	33,370.97
South Africa	Sasco Africa	Nutrition	66,816.81
South Africa	Saubatech (Pty) Ltd	Medical Renewable	160,413.99
South Africa	Seriti Printing (Pty) Ltd.	Printing	150,105.84
South Africa	Soul City Distribution Cc	Printing	31,223.37
South Africa	South African National Council For The Blinds	Rehab./Disabilities	160,737.29
South Africa	Sugarequip	Nutrition	279,700.30
South Africa	Synrocron Systems	Warehousing	66,660.76
South Africa	Telfa Tf Engineering Cc	It & Office Supplies	239,472.17
South Africa	The Ranger Production Co Sa (Pty) Ltd	Transport	144,544.99
South Africa	Townsend International Pty Ltd.	Clothing & Footwear	85,140.00
South Africa	Townsend International Pty Ltd.	Education Supplies	1,129,901.10
South Africa	Townsend International Pty Ltd.	Identific. & Signage	452,810.30
South Africa	Townsend International Pty Ltd.	Warehousing	41,489.65
South Africa	Wefco Marketing Cc	Agriculture	278,658.50
South Africa	Xco Sport And Teamwear (Pty) Ltd	Printing	141,896.84
South Korea Rep	Lg Life Sciences Ltd.	Vaccines/Biologicals	2,463,984.50
South Korea Rep	Puyoung Ind. Co., Ltd.	Shelter/Field Equip.	60,684.50
South Korea Rep	Standard Diagnostics Inc.	Diagnostic Test Kits	3,370,788.25
Spain	Bombas Ideal Sa	Water And Sanitation	123,941.84
Spain	Cartay Productos De Acogida S.L.	Medical/Hygiene Kits	1,316,859.24
Spain	Cartay Productos De Acogida S.L.	Water And Sanitation	751,458.59
Spain	Laboratorio Aldo-Union S.A.	Pharmaceuticals	220,202.78
Spain	Miniland New Concepts, S.A.	Education Supplies	63,022.58
Sri Lanka	Access Agencies (Pvt) Ltd	Water And Sanitation	36,990.03
Sri Lanka	Ace Printing & Packaging (Pvt) Ltd	Printing	98,734.90
Sri Lanka	Benham International (Pvt) Ltd	Bednets/Insecticides	274,149.21
Sri Lanka	Benham International (Pvt) Ltd	Education Supplies	87,770.31
Sri Lanka	Diesel & Motor Engineering Plc	Transport	133,272.89
Sri Lanka	Dimo (Pvt) Ltd	Medical Equipment	71,805.58
Sri Lanka	Dms Electronics Limited	It & Office Supplies	42,675.69
Sri Lanka	Gimhan Furnitures	Education Supplies	503,427.52
Sri Lanka	Gimhan Furnitures	It & Office Supplies	68,219.28
Sri Lanka	Gunaratne Offset Limited	Printing	153,915.32
Sri Lanka	Hunter & Company Plc	Transport	264,650.91
Sri Lanka	Infotechs (Pvt) Ltd	Medical Equipment	111,734.97
Sri Lanka	Jaykay Marketing Services (Pte) Ltd	Bednets/Insecticides	284,264.07
Sri Lanka	Karunaratne & Sons (Pvt) Ltd	Printing	99,298.73
Sri Lanka	Lallans Sports Goods Mnfcter Pvt Ltd	Education Supplies	386,389.99
Sri Lanka	Lanka Jathika Sarvodaya Shramadana	Education Supplies	165,504.00
Sri Lanka	Lapro Technologies (Pvt)Ltd	It & Office Supplies	77,854.99
Sri Lanka	Leader Stationers	Education Supplies	38,162.73
Sri Lanka	Markss - Hlc (Pvt) Ltd	Medical Equipment	47,687.39
Sri Lanka	Medex Holdings (Pvt) Ltd	Medical Equipment	47,498.87
Sri Lanka	Medex Holdings (Pvt) Ltd	Nutrition	37,828.35
Sri Lanka	Mervynsons Private Limited	Medical Equipment	37,508.49
Sri Lanka	Metropolitan Office (Pvt) Ltd	It & Office Supplies	85,947.25
Sri Lanka	P & T Trading (Pvt) Ltd	Medical Equipment	91,783.04
Sri Lanka	Pilot Stationers (Pte) Ltd	Education Supplies	366,690.92
Sri Lanka	Premium International (Pvt) Ltd	Medical Equipment	159,275.89
Sri Lanka	Stafford Motor Company Limited	Transport	67,502.92
Sri Lanka	Sujith Furniture Manufacturers	Education Supplies	359,192.27
Sri Lanka	Technomedics International (Pvt) Ltd	Medical Equipment	240,633.96
Sri Lanka	Tvs Lanka (Pvt) Ltd	Nutrition	32,524.93
Sri Lanka	Tvs Lanka (Pvt) Ltd	Transport	107,241.54
Sri Lanka	Union Chemists (Pte) Ltd	Bednets/Insecticides	232,273.93
Sri Lanka	Union Chemists (Pte) Ltd	Water And Sanitation	33,234.47
Sri Lanka	Weerodara Stationery (Pvt) Ltd	Education Supplies	162,294.18
Sri Lanka	Woodman Lanka (Pte) Ltd	Education Supplies	419,978.23
Sudan	Al Batrik Trading & Services Co. Ltd.	Water And Sanitation	61,586.78
Sudan	Albaraka Plastic Factory	Water And Sanitation	630,008.82
Sudan	Albatrik Trading & Services Co.	Water And Sanitation	158,936.95
Sudan	Al-Mashriq For Furniture	It & Office Supplies	42,310.88
Sudan	Amira Printing & Publishing	Printing	239,562.45
Sudan	Azoom Plastic Factory	Water And Sanitation	302,456.61
Sudan	Creative Designers & Screen Printers	Identific. & Signage	64,078.64
Sudan	Dal Motors Company Ltd	Transport	56,768.27
Sudan	Diesel Generator Co. Ltd.	It & Office Supplies	98,989.65
Sudan	Diesel Generator Co. Ltd.	Water And Sanitation	815,248.14
Sudan	Eurochamp Limited	Warehousing	129,385.11
Sudan	H.M.R. Printing Press & Enterprise	Printing	180,933.16
Sudan	Hemedan International Soap Factory	Bednets/Insecticides	214,066.62
Sudan	Hurria Printing Press	Printing	337,085.77
Sudan	Isnad Engineering Co. Ltd.	Education Supplies	59,090.61
Sudan	Isnad Engineering Co. Ltd.	Shelter/Field Equip.	89,190.93
Sudan	Mfi Office Solutions (Ss) Ltd	It & Office Supplies	43,934.87
Sudan	Nahar Plastics Factory	Water And Sanitation	78,813.56
Sudan	New Life Printing Press	Printing	719,056.53
Sudan	Nile Furniture And Office Supplies Limited	It & Office Supplies	33,730.97
Sudan	Nile Petroleum Co.	Fuel & Lubricants	40,414.38
Sudan	Nile Petroleum Company - Nyala	Fuel & Lubricants	52,509.91
Sudan	Nimuly Petroleum Service Co.	Fuel & Lubricants	75,698.74
Sudan	Omaski Sai Infra Co. Ltd	Water And Sanitation	504,539.31
Sudan	Petrocity Enterprises (Ns) Ltd	Fuel & Lubricants	597,642.63
Sudan	Rnet Technologies Inc	Printing	127,420.54
Sudan	Sawah For Advertising/Hotelservice	Identific. & Signage	30,791.62
Sudan	Sharaf Banaga Fortrico/Ready Clothes	Clothing & Footwear	198,331.39
Sudan	Sudanese Tractor Co. Ltd.	Water And Sanitation	134,094.76
Sudan	Tawfig Soap Factory	Bednets/Insecticides	500,146.88
Sudan	Techno Relief Services.	Staff Supplies	2,280,753.12
Sudan	Technology Of Submersible Pumps	Water And Sanitation	528,729.43
Sudan	The Sudanese Iron & Steel Industries Ltd	It & Office Supplies	30,085.37
Sudan	Tiba Oil Company	Fuel & Lubricants	46,842.19
Sudan	United Engineering Services	Education Supplies	263,108.87
Sudan	United Engineering Services	It & Office Supplies	138,247.09
Swaziland	Improved Care Investments (Pty) Ltd	Education Supplies	85,569.48
Swaziland	Macmillan Publishing Co.	Education Supplies	65,134.49
Swaziland	Printpak (Pty) Ltd	Printing	30,516.78
Swaziland	Swazi Design & Embroidery Studio (Pty) Ltd	Clothing & Footwear	105,064.60
Swaziland	V&H Surgical And Patient Care Suppliers (Pty) Ltd	Laboratory Supplies	223,045.39
Sweden	Atlas Copco Compressor Ab	Water And Sanitation	164,495.92

Major Orders for Goods by Agency during 2010 (Orders of \$30,000 or more)

AGENCY			PO value
Location of supplier	Name of supplier	Description of goods (equipment)	USD
UNICEF Continued			
Sweden	Biab International Ab	Education Supplies	1,917,046.60
Sweden	Dometic Ab	Cold Chain Equipment	65,626.63
Sweden	Halmstad Tryckeri Ab	Medical Renewable	32,714.28
Sweden	Hemocue Ab	Laboratory Supplies	813,011.90
Sweden	Kanmed Ab	Medical Equipment	375,113.99
Sweden	Linden International Ab	Medical Equipment	71,404.08
Sweden	Sibir International Ab	Cold Chain Equipment	1,247,902.95
Sweden	Signode Ab	Warehousing	35,051.40
Sweden	Smurfit Kappa Lagamill Ab	Medical Renewable	2,868,449.30
Switzerland	Basf Agro B.V., Arnhem (NI)	Household Technology	23,602,286.56
Switzerland	Baxter Ag	Pharmaceuticals	92,436.96
Switzerland	Berlinger & Co. Ag	Cold Chain Equipment	336,596.43
Switzerland	Crucell Switzerland Ag	Vaccines/Biologicals	190,376,470.00
Switzerland	Dafra Pharma Gmbh	Pharmaceuticals	38,490.91
Switzerland	Dareest Informatic S.A.	It & Office Supplies	49,761.01
Switzerland	Dps Sa	It & Office Supplies	54,157.72
Switzerland	Dps. S.A.	It & Office Supplies	33,135.33
Switzerland	Dsm Nutritional Products Europe Ltd	Nutrition	1,714,598.82
Switzerland	Dsm Nutritional Products Europe Ltd	Pharmaceuticals	715,089.68
Switzerland	Hoffmann-La Roche Ltd.	Pharmaceuticals	282,953.47
Switzerland	International Federation Of Red	Medical/Hygiene Kits	678,400.00
Switzerland	Medela Ag	Medical Equipment	569,698.34
Switzerland	Mepha Ltd.	Pharmaceuticals	118,790.57
Switzerland	Novartis Pharma Ag	Pharmaceuticals	9,113,020.44
Switzerland	Novartis Pharma Services A.G.	Pharmaceuticals	12,141,784.00
Switzerland	Sb3l Sa	It & Office Supplies	30,307.84
Switzerland	Schering-Plough Central East Ag	Pharmaceuticals	674,940.00
Switzerland	Selfix Ag	Identific. & Signage	58,486.17
Switzerland	Siemens	It & Office Supplies	86,688.46
Switzerland	Trosselli	It & Office Supplies	32,949.18
Switzerland	Vestergaard Frandsen Group Sa	Household Technology	38,736,572.18
Syria Arab Rep	Al Sebai For Teaching Aids/Mohamad Hisham Ziad Al Sebai	Education Supplies	66,587.91
Syria Arab Rep	Al-Manar For Graphic Arts	Printing	74,141.74
Syria Arab Rep	Baghdati For Shams Heaters/Abdallah Baghdadi	Warehousing	35,087.66
Syria Arab Rep	Digital Plus	Education Supplies	64,201.66
Syria Arab Rep	Judi Co. For Trade & Furniture/Mhd Nabil Tamer Agha	Education Supplies	222,751.19
Syria Arab Rep	Lama Industrial For Furniture Company	Education Supplies	57,429.68
Syria Arab Rep	Mhd Khaled & Mhd Anas Rankousi Al Houda Co	Education Supplies	137,253.98
Syria Arab Rep	Mohamad Louay Bierouty	Education Supplies	48,019.99
Syria Arab Rep	New Al-Maward Co	Medical Equipment	47,756.55
Syria Arab Rep	Office Technologies	Education Supplies	53,201.12
Syria Arab Rep	Salhani Printing Est/Ibrahim & Yassin Salhani	Printing	41,222.51
Syria Arab Rep	Techno-Media Center	It & Office Supplies	64,024.53
Syria Arab Rep	Teganiat For Computer Systems L.T.D	Education Supplies	51,040.36
Tajikistan	Contrast Llc	Printing	87,880.65
Tajikistan	Llc Rudsoz	Water And Sanitation	33,433.61
Tajikistan	Printing House Llc "Polygraphgroup"	Printing	138,893.15
Tajikistan	Private Entrepreneur Abdulloev K.	Transport	34,933.93
Tajikistan	Private Entrepreneur Murodov Ulugbek	Education Supplies	172,751.80
Tajikistan	Private Entrepreneur Nasibov A	Education Supplies	32,749.84
Tajikistan	Private Entrepreneur Sobirov A	Water And Sanitation	33,995.48
Tajikistan	Private Entrepreneur Yusupov Sherzod	It & Office Supplies	166,653.47
Tanzania Uni. Rep	A To Z Textile Mills Limited	Household Technology	1,462,500.00
Tanzania Uni. Rep	Colour Print (Tanzania) Limited	Printing	40,190.27
Tanzania Uni. Rep	Jamana Printers Limited	Printing	745,582.35
Tanzania Uni. Rep	M.M. Intergrated Steel Mills Limited	Bednets/Insecticides	74,164.96
Tanzania Uni. Rep	Net Health Ltd	Household Technology	158,610.38
Tanzania Uni. Rep	Seifi School Centre	Education Supplies	187,034.85
Tanzania Uni. Rep	Seifi School Centre	Shelter/Field Equip.	70,679.35
Tanzania Uni. Rep	Soap And Allied Industries Limited	Bednets/Insecticides	32,559.88
Tanzania Uni. Rep	Step In Limited	Education Supplies	47,948.10
Tanzania Uni. Rep	Step In Limited	Shelter/Field Equip.	36,085.49
Tanzania Uni. Rep	Tanzania Printing Services Ltd.	Education Supplies	573,307.91
Tanzania Uni. Rep	Tanzania Printing Services Ltd.	Printing	44,069.21
Thailand	Advanced Country Education Co. Lt	Printing	768,194.47
Thailand	Amarin Printing And Publishing Plc.	Printing	121,166.60
Thailand	C.A.S Paper Co., Ltd.	Printing	91,475.10
Thailand	Darnsutha Press Co., Ltd.	Printing	182,292.09
Thailand	Datapro Computer Systems Co., Ltd.	Communication Equip.	45,369.98
Thailand	Eastern Printing Public Co., Ltd.	Clothing & Footwear	290,851.85
Thailand	Eastern Printing Public Co., Ltd.	Education Supplies	276,313.16
Thailand	Eastern Printing Public Co., Ltd.	Identific. & Signage	434,349.04
Thailand	Eastern Printing Public Co., Ltd.	Printing	647,080.15
Thailand	First Interbusiness Ltd.	It & Office Supplies	148,948.83
Thailand	Football Thai Factory Sporting Goods Co., Ltd.	Education Supplies	102,618.69
Thailand	Good Luck Steel Tubes Ltd.	Water And Sanitation	335,650.00
Thailand	Grand & World Fashion Industry Co.	Identific. & Signage	46,180.30
Thailand	Hua Nam Printing Co., Ltd.	Printing	121,926.77
Thailand	Modernform Integration Services	It & Office Supplies	43,557.64
Thailand	Nan Mee Industry Co., Ltd.	Education Supplies	138,427.22
Thailand	Office Work Co., Ltd.	Education Supplies	33,432.83
Thailand	P & P Stationery Ltd.	Education Supplies	63,904.14
Thailand	Pacific Biotech Co., Ltd.	Diagnostic Test Kits	34,313.73
Thailand	Pimolchai Suksakorn Co. Ltd.	Nutrition	568,680.00
Thailand	Rma Automotive Co., Ltd	Water And Sanitation	1,445,326.26
Thailand	S.C. Stationery Industry Co., Ltd.	Education Supplies	237,650.97
Thailand	Saengroong Books Factory Co., Ltd	Education Supplies	191,183.29
Thailand	Saengroong Books Factory Co., Ltd	Printing	499,562.48
Thailand	Siam Integrated Technology Co., Ltd.	It & Office Supplies	113,732.89
Thailand	Siam Quality Industries Co., Ltd.	Education Supplies	130,325.12
Thailand	Srivatana Interprint Public Co.Ltd	Printing	121,729.13
Thailand	Spss (Thailand) Co., Ltd.	It & Office Supplies	33,394.68
Thailand	Sun Sports Marketing Co., Ltd.	Education Supplies	45,792.64
Thailand	Thai Modern Bags Co., Ltd.	Identific. & Signage	34,648.83
Thailand	Thai Sports Co., Ltd.	Education Supplies	92,891.44
Thailand	Thantawan Industry Public Company L	Education Supplies	247,370.76
Thailand	Tyco Fire, Security And Services (Thailand) Limited	It & Office Supplies	297,969.04
Thailand	Wireless Device Supply Co., Ltd.	Communication Equip.	39,875.59
Timor-Leste	Auto Timor Leste	Transport	95,780.20
Timor-Leste	Boa Ventura	Education Supplies	55,954.00
Timor-Leste	Bravo International	Communication Equip.	134,500.00
Timor-Leste	Grafica Patria	Printing	53,525.50
Timor-Leste	Jape Dept. Store	Education Supplies	49,699.20
Timor-Leste	Lay Shop	Water And Sanitation	35,062.75
Timor-Leste	Sakura Stationery	Education Supplies	52,289.70
Timor-Leste	Sigma Supermercado	Education Supplies	35,346.80
Timor-Leste	Startec Enterprises	Communication Equip.	89,025.00
Timor-Leste	Sylvia Dili	Printing	166,815.00
Timor-Leste	Victoria Ltd	Water And Sanitation	74,330.50
Togo	Ecm Sarl	Water And Sanitation	78,749.63
Togo	Entreprise Saint Paulos S.A.R.L	Education Supplies	41,301.84
Togo	Ets Ipacom	Printing	44,849.47
Turkey	Atabay Pharmaceuticals Factory A.S.	Pharmaceuticals	330,467.40
Turkey	Aydogdu Ofset Matb. Amb.San.Tic.Ltd	Printing	156,830.99
Turkey	Bicakclar Dis Ticaret A.S.	Medical Renewable	31,974.83
Turkey	Erbosan Erciyas Boru Sanayii. Ve Ti	Water And Sanitation	102,815.42
Turkey	Fersa Matbaacilik Paz.San.Tic.Ltd.Sti.	Printing	78,965.18
Turkey	Mrk Baski Hizmetleri Ltd. Sti.	Printing	39,496.77
Turkmenistan	Garant Pm Hojalyk Jemgyyeti	Printing	71,910.88
Turkmenistan	Gundogar Ylydzy	Printing	36,303.51
Uganda	Afroplast Enterprises Ltd	Water And Sanitation	192,988.73

Major Orders for Goods by Agency during 2010 (Orders of \$30,000 or more)

AGENCY			PO value
Location of supplier	Name of supplier	Description of goods (equipment)	USD
UNICEF Continued			
Uganda	Asiatic Sports Ltd	Education Supplies	143,657.59
Uganda	Baroque Publishers(U)Ltd	Education Supplies	30,204.69
Uganda	Bidco Uganda Limited	Shelter/Field Equip.	645,325.21
Uganda	Fountain Publishers Ltd	Education Supplies	102,496.04
Uganda	Graphic Systems(U) Ltd	Printing	30,476.37
Uganda	Hwan Sung Industries Limited	Medical/Hygiene Kits	189,069.64
Uganda	Hwan Sung Industries Limited	Warehousing	40,751.00
Uganda	Mednet Healthcare (U) Ltd	Medical Equipment	73,362.45
Uganda	Mednet Healthcare (U) Ltd	Unknown	37,383.18
Uganda	Megha Industries (U) Limited	Shelter/Field Equip.	42,705.90
Uganda	New Vision Printng & Publishg Corp	Printing	187,376.79
Uganda	Nile Fishing Co (Nifco) Ltd	Transport	218,258.77
Uganda	Nile Fishing Co (Nifco) Ltd	Water And Sanitation	63,907.03
Uganda	Performance Furnishings(U) Ltd	It & Office Supplies	35,875.10
Uganda	Poly Fibre (U) Ltd	Water And Sanitation	69,873.28
Uganda	Psi Uganda	Water And Sanitation	30,658.63
Uganda	Quick Color Print	Printing	171,657.18
Uganda	Rajan Enterprises (U) Ltd	Education Supplies	117,196.51
Uganda	Rajan Enterprises (U) Ltd	Water And Sanitation	314,133.63
Uganda	Raps Uganda Ltd	It & Office Supplies	183,147.82
Uganda	Roadmaster Cycles (U) Ltd	Transport	139,231.59
Uganda	Safi Net(U)Ltd	Medical Renewable	86,734.28
Uganda	Shell (Uganda)	Fuel & Lubricants	154,491.73
Uganda	Southern Range Nyanza Ltd	Clothing & Footwear	52,234.31
Uganda	Southern Range Nyanza Ltd	Water And Sanitation	102,271.37
Uganda	Techno Relief Services (U) Ltd	Clothing & Footwear	159,891.11
Uganda	Techno Relief Services (U) Ltd	Water And Sanitation	144,495.98
Uganda	Total Uganda Ltd	Fuel & Lubricants	52,585.38
Uganda	Wiyeda General Suppliers & Contractors Ltd.	Water And Sanitation	78,799.74
Ukraine	Foliant Printing Centre	Printing	40,639.46
Ukraine	N.Z. Techno	Medical Equipment	80,990.16
Ukraine	Obnova Ltd.	Printing	47,709.99
Ukraine	Research And Production Enterprise	Water And Sanitation	35,000.00
Ukraine	Rubi Consulting	Printing	40,807.06
Ukraine	Spartus	Medical Equipment	76,321.55
Ukraine	Sumit Motors Ukraine (Toyota City Plaza)	Transport	41,987.98
Ukraine	Tov K.I.S.	Printing	33,655.06
Ukraine	Verso-04	Printing	136,719.16
United Kingdom	A.J. Cope & Son Ltd	Water And Sanitation	41,898.14
United Kingdom	Aegis Engineering Ltd	Staff Supplies	264,561.99
United Kingdom	Avery Weigh-Tronix Limited	Nutrition	140,213.28
United Kingdom	Bestnet Europe Limited	Household Technology	1,065,000.00
United Kingdom	Bright Light Solar Ltd.	Cold Chain Equipment	79,821.63
United Kingdom	Butyl Products Ltd.	Water And Sanitation	255,979.72
United Kingdom	Cromwell International	Shelter/Field Equip.	59,805.00
United Kingdom	Cromwell International A Division Of Cromwell Tools Limite	It & Office Supplies	151,836.03
United Kingdom	Delagua Water Testing Limited	Water And Sanitation	183,283.04
United Kingdom	Dulas Ltd.	Cold Chain Equipment	2,117,160.06
United Kingdom	Durbin Plc	Pharmaceuticals	1,223,583.96
United Kingdom	Evenproducts Limited	Water And Sanitation	1,437,824.54
United Kingdom	Fairey Industrial Ceramics Ltd.	Water And Sanitation	104,348.69
United Kingdom	Findel Education Ltd	Education Supplies	65,020.36
United Kingdom	Freeplay Energy Uk Limited	Education Supplies	526,076.80
United Kingdom	Glaxosmithkline Export Limited	Pharmaceuticals	491,342.30
United Kingdom	Hattersley Aladdin Limited	Cold Chain Equipment	556,757.35
United Kingdom	Hydrachem Limited	Water And Sanitation	878,888.23
United Kingdom	Idis Pharma	Pharmaceuticals	77,715.00
United Kingdom	Mallory International Limited	Printing	103,255.11
United Kingdom	Medreich Plc	Pharmaceuticals	7,328,277.03
United Kingdom	Morningside Pharmaceuticals Ltd.	Medical Renewable	2,982,050.00
United Kingdom	Morningside Pharmaceuticals Ltd.	Pharmaceuticals	1,435,362.98
United Kingdom	Osprey Ltd.	Water And Sanitation	892,929.97
United Kingdom	Paintmaster (2000) Limited	Education Supplies	46,632.96
United Kingdom	Remonsys Limited	Cold Chain Equipment	81,141.97
United Kingdom	Smith & Ouzman Ltd	Education Supplies	120,000.00
United Kingdom	Sollatek Uk Limited	Communication Equip.	191,004.46
United Kingdom	Thales Uk Limited	Communication Equip.	94,033.31
United Kingdom	The Chartered Institute Of Logistic	Warehousing	57,000.00
United Kingdom	Wagtech International Ltd.	Water And Sanitation	684,175.14
United Kingdom	Xerox Limited	It & Office Supplies	53,790.85
United Kingdom (Gibraltar)	Armoured Project Vehicles Ltd.	Transport	1,280,393.61
United Kingdom (Gibraltar)	Toyota Gibraltar Stockholdings Ltd.	Transport	14,847,354.61
United States of America	Accessbio, Inc.	Diagnostic Test Kits	67,270.80
United States of America	Airsep Corporation	Medical Equipment	153,470.00
United States of America	Approva Corporation	Other	325,860.00
United States of America	Atlantic Business Systems, Inc.	It & Office Supplies	3,141,998.01
United States of America	B&H Foto & Electronics Corp	Other	89,776.22
United States of America	Benhar Office Interiors, Llc	It & Office Supplies	103,447.88
United States of America	Brainstorm, Inc.	Other	41,262.82
United States of America	Cardinal Scale Manufacturing Compan	Nutrition	303,180.80
United States of America	Challenge Dairy Products, Inc.	Nutrition	1,010,235.10
United States of America	Chembio Diagnostics Systems, Inc.	Diagnostic Test Kits	400,094.00
United States of America	Ciphertechs Inc.	Other	171,874.00
United States of America	Cisco Systems, Inc	Other	614,709.02
United States of America	Citrix Systems, Inc.	It & Office Supplies	105,796.00
United States of America	Clarke Mosquito Control Products, I	Household Technology	8,282,118.00
United States of America	Consolidated Carpet Tw	Other	75,000.00
United States of America	Cvg, Incorporated	Communication Equip.	76,705.87
United States of America	Dit Solutions, Llc	Other	585,600.00
United States of America	Dynamic Systems Inc	Other	37,362.54
United States of America	Emerging Markets Communications	Other	42,100.00
United States of America	Esecuritytogg	Other	76,626.14
United States of America	Gaumard Scientific Company, Inc.	Education Supplies	52,286.05
United States of America	Gaumard Scientific Company, Inc.	Medical Equipment	231,962.25
United States of America	Gilead Sciences Incorporated	Pharmaceuticals	233,280.00
United States of America	Globecom Systems Inc.	Communication Equip.	38,712.09
United States of America	Gsx Groupware Solutions	It & Office Supplies	56,579.92
United States of America	Hatteras Press Inc.	Printing	460,695.30
United States of America	Hedwin Corporation	Water And Sanitation	37,871.40
United States of America	Hewlett Packard	It & Office Supplies	42,703.11
United States of America	Hewlett Packard	Other	1,270,274.80
United States of America	Insight Direct Usa, Inc.	It & Office Supplies	877,243.19
United States of America	International Business Machines	It & Office Supplies	204,560.00
United States of America	International Business Machines Cor	It & Office Supplies	177,866.01
United States of America	Knoll, Inc.	Other	98,230.19
United States of America	Manhattan Information Systems, Inc.	It & Office Supplies	149,655.03
United States of America	Manhattan Information Systems, Inc.	Other	368,237.26
United States of America	Microsoft Corporation	It & Office Supplies	2,183,857.41
United States of America	Microsoft Corporation	Other	174,040.00
United States of America	Nextiraone,Llc	Other	39,839.15
United States of America	Oracle America Inc.	It & Office Supplies	101,404.83
United States of America	Pfizer Inc.	Vaccines/Biologicals	29,962,800.00
United States of America	Procter & Gamble Company	Water And Sanitation	711,444.37
United States of America	Replogle Globes, Inc.	Education Supplies	52,185.60
United States of America	Retractable Technologies, Inc.	Medical Renewable	710,912.00
United States of America	Sap America Inc.,	It & Office Supplies	1,007,452.64
United States of America	Sap America Inc.,	Other	81,300.00
United States of America	Shi International Corp.	It & Office Supplies	286,965.57
United States of America	Swift Scrl	Other	82,571.00
United States of America	Sybase, Inc.	It & Office Supplies	202,460.41
United States of America	T & G Industries, Inc.	Other	143,183.56

Major Orders for Goods by Agency during 2010 (Orders of \$30,000 or more)

AGENCY			PO value
Location of supplier	Name of supplier	Description of goods (equipment)	USD
UNICEF Continued			
United States of America	Tabatchnick Fine Foods Inc	Nutrition	9,190,763.84
United States of America	The Weeks Lerman Group	Other	75,220.20
United States of America	Total Concept Graphics, Inc.	Other	34,560.00
United States of America	Weigh And Measure, Llc	Nutrition	459,497.50
United States of America	Winshuttle, Inc.	It & Office Supplies	32,136.44
United States of America	Winshuttle, Inc.	Other	30,690.00
United States of America	Wisconsin Aluminum Foundry Co. Inc.	Medical Equipment	1,378,510.80
United States of America	Yammer Inc.	Other	40,000.00
Uruguay	Meralir S.A.	Printing	47,437.81
Utd Arab Emir.	Abu Dhabi Medical Devices Co. L.L.C	Medical Renewable	5,153,809.00
Utd Arab Emir.	Gulf Pharmaceutical Industries	Pharmaceuticals	470,976.00
Utd Arab Emir.	Mideast Data Systems / Pacc	It & Office Supplies	33,473.02
Utd Arab Emir.	National Plastic & Building	Water And Sanitation	338,426.10
Utd Arab Emir.	Nk Global Fze	Education Supplies	144,298.00
Utd Arab Emir.	N-R-S International Fzco	Shelter/Field Equip.	2,325,549.50
Uzbekistan	"Payton Company"	It & Office Supplies	45,378.00
Uzbekistan	Abv Ltd	Printing	41,153.89
Uzbekistan	Business Communication Centre	Printing	70,011.40
Uzbekistan	Es-Print	Printing	57,064.85
Uzbekistan	Klimahew Services Limited	Education Supplies	53,847.50
Uzbekistan	Maxlas Ooo	Water And Sanitation	46,324.47
Uzbekistan	Office Print Ooo	Printing	150,409.23
Uzbekistan	Ruta Print Jv	Printing	65,521.05
Uzbekistan	Simfo Pvt	Education Supplies	127,921.65
Uzbekistan	Teleset Alfa Jv	Communication Equip.	42,404.96
Uzbekistan	Yangiyul Poligraph Service	Printing	82,595.05
Venezuela	Amazonas Caracas, C.A.	It & Office Supplies	45,686.22
Venezuela	Cooperativa Bragas De Venezuela R.L.	Clothing & Footwear	40,093.24
Venezuela	La Galera De Artes Graficas C.A.	Printing	39,255.72
Vietnam	Cong Ty Co Phan Tap Doan Hipt	It & Office Supplies	47,829.98
Vietnam	Cong Ty Co Phan Thiet Bi Giao Duc 1 (Eeco1, Jsc)	Education Supplies	60,814.43
Vietnam	Cong Ty TNHH Tm & Tt Kim Do	Printing	146,982.63
Vietnam	Cty TNHH Quang Cao Lien Minh (Alicom)	Printing	60,767.18
Vietnam	Cty TNHH San Xuat, Thuong Mai Va Dich Vu Hoang Mai	Education Supplies	44,236.22
Yemen Rep of	Al-Fakhry For General Trading & Agencies	Bednets/Insecticides	82,979.18
Yemen Rep of	Al-Fakhry For General Trading & Agencies	Nutrition	70,976.66
Yemen Rep of	Al-Fakhry For General Trading & Agencies	Water And Sanitation	71,753.02
Yemen Rep of	Ali Mohamed Ahmed Alhubaishi	Water And Sanitation	124,405.29
Yemen Rep of	Al-Noor	Printing	90,542.32
Yemen Rep of	Design Art Presses	Printing	68,340.91
Yemen Rep of	Digital Technology	It & Office Supplies	52,091.18
Yemen Rep of	Garsan Stationery	It & Office Supplies	165,956.42
Yemen Rep of	Leaders Technology	It & Office Supplies	39,431.44
Yemen Rep of	Maktabati Stationery	Education Supplies	149,703.97
Yemen Rep of	Nuzally Trading & Appliances	Bednets/Insecticides	40,334.36
Yemen Rep of	Nuzally Trading & Appliances	Water And Sanitation	281,487.12
Yemen Rep of	Print Art	Printing	37,536.36
Yemen Rep of	Saba Furniture Centre	It & Office Supplies	36,156.28
Yemen Rep of	Sam Industrial Supplies	Unknown	60,689.58
Yemen Rep of	Sam Industrial Supplies	Water And Sanitation	34,200.00
Yemen Rep of	Silver Filters Company	Water And Sanitation	122,104.32
Yemen Rep of	Tuhama Stationary	Education Supplies	149,697.47
Yemen Rep of	Yemen Isnad For Importing & Contracting	It & Office Supplies	37,560.00
Zambia	Amalgamated Steel Engineering Compagny (Water And Sanitation	103,603.75
Zambia	Complete Enterprise Solutions Zambia Ltd	Communication Equip.	55,982.00
Zambia	Freight & Passenger Services Ltd	Transport	46,940.95
Zambia	Hyper Suppliers	Education Supplies	30,295.65
Zambia	Keren Motors Limited	Transport	69,384.98
Zambia	Kroupwood Company Ltd	It & Office Supplies	120,212.79
Zambia	Lamise Investments Limited	Transport	35,108.02
Zambia	Micmar Investments Limited	Water And Sanitation	157,738.14
Zambia	Mint Investments Limited	Medical/Hygiene Kits	38,304.05
Zambia	New Horizon Printing Press	Printing	307,110.24
Zambia	Pharmanova Zambia Limited	Water And Sanitation	101,056.44
Zambia	Plan Net Jobbing	Clothing & Footwear	62,470.52
Zambia	Printech Limited	Printing	35,633.70
Zambia	Society For Family Health	Water And Sanitation	39,942.40
Zambia	Versafite Enterprises Ltd	Education Supplies	40,853.15
Zimbabwe	A.I. Davis & Co. (Pvt) Ltd	Water And Sanitation	545,582.08
Zimbabwe	Baroda Trading	Printing	40,355.90
Zimbabwe	Bateman Water Treatment Zimbabwe	Water And Sanitation	277,708.28
Zimbabwe	Beta Bricks	Water And Sanitation	108,815.00
Zimbabwe	Bridgeport Investments Limited	Fuel & Lubricants	57,230.00
Zimbabwe	Capri Wire Products	Education Supplies	31,503.40
Zimbabwe	Chemplex Corporation Ltd.	Water And Sanitation	1,984,350.85
Zimbabwe	Fabs Home Centre	Water And Sanitation	63,840.11
Zimbabwe	Fabs Projects	Water And Sanitation	346,139.94
Zimbabwe	First Pack Marketing (Pvt) Ltd	Education Supplies	30,705.02
Zimbabwe	Granteside Electrical & Hardware	Water And Sanitation	166,963.22
Zimbabwe	Honda Centre (Pvt) Ltd	Transport	48,394.00
Zimbabwe	Kaycee Printers And Stationers	Printing	44,342.10
Zimbabwe	Kdb Holdings (Pvt) Ltd	Medical Equipment	32,500.00
Zimbabwe	Kutaura Enterprises (Pvt) Ltd	Identific. & Signage	58,500.00
Zimbabwe	Label-It (Pvt) Ltd T/A Global Plastics	Shelter/Field Equip.	47,452.50
Zimbabwe	Lafarge Cement Zimbabwe Limited	Water And Sanitation	132,558.66
Zimbabwe	Longman Zimbabwe	Printing	12,755,784.56
Zimbabwe	Loyal Crown International	Water And Sanitation	366,032.00
Zimbabwe	Mcmeehan Founders & Engineers	Nutrition	49,860.00
Zimbabwe	Medsure Healthcare (Pvt) Ltd	Laboratory Supplies	430,117.50
Zimbabwe	Mega Pak Zimbabwe (Pvt) Ltd	Water And Sanitation	70,000.00
Zimbabwe	Millenium Advertising	Clothing & Footwear	31,750.00
Zimbabwe	National Tyre Services	Transport	31,147.80
Zimbabwe	Nayee Brothers (Pvt) Ltd T/A Wholesale Centre	Water And Sanitation	49,789.62
Zimbabwe	Nissan South Africa (Pty) Ltd	Transport	544,863.00
Zimbabwe	Olivine Industries	Pharmaceuticals	274,471.58
Zimbabwe	Olivine Industries	Water And Sanitation	138,759.00
Zimbabwe	Ort Enterprises (Pvt) Ltd.	Printing	115,680.00
Zimbabwe	Pacprint	Printing	102,000.00
Zimbabwe	Printworks (Pvt) Ltd	Printing	69,305.00
Zimbabwe	Priority Projects Publishing	Printing	99,800.40
Zimbabwe	Pump And Steel Supplies	Water And Sanitation	32,705.00
Zimbabwe	Rank Zimbabwe	Education Supplies	32,736.90
Zimbabwe	Sable Press (Pvt) Ltd	Printing	33,477.00
Zimbabwe	Tassa Enterprises (Pvt) Ltd	Education Supplies	122,847.00
Zimbabwe	Tecpal Trading Sa Cc	Education Supplies	32,793.75
Zimbabwe	Total Zimbabwe	Fuel & Lubricants	170,838.00
Zimbabwe	Ts Timber (Pvt) Ltd	Water And Sanitation	105,934.60
Zimbabwe	Unilever Zimbabwe	Pharmaceuticals	132,200.00
Zimbabwe	Univern Enterprises T/A Southern Region Trading Co.	Water And Sanitation	133,502.02
Zimbabwe	V. And W. Engineering Pvt. Ltd.	Water And Sanitation	356,976.70
Zimbabwe	Waverley Blankets (Pvt) Ltd	Clothing & Footwear	36,412.80
Zimbabwe	Winding Technology T/A Winlab Medicals	Laboratory Supplies	31,970.00
Zimbabwe	Winmed Trading Pvt Ltd	Warehousing	44,280.25
Zimbabwe	Xaton Limited T/A Redan Petroleum	Fuel & Lubricants	37,230.00
Zimbabwe	Zph Publishers	Printing	425,315.88
UNIDO			
Austria	CONA SOLAR AUSTRIA	AGRICULTURAL PRODUCE	119,392.00
Austria	Miscellaneous Obligations	LABORATORY EQUIPMENT	478,095.24
Austria	Miscellaneous Obligations	Pesticides	500,000.00
Austria	WATERS GMBH	Laboratory instruments and apparatus	1,801,082.40
Bangladesh	Sensor International	Cables, electrical	95,283.76

Major Orders for Goods by Agency during 2010 (Orders of \$30,000 or more)

AGENCY	Supplier	Description of goods (equipment)	PO value
Location of supplier	Name of supplier		USD
UNIDO Continued			
Belgium	TAMINCO N V	CHEMICALS, BASIC	68,941.88
China	Clarity Language Consultants Ltd	Language laboratory equipment	81,733.82
China	Luoyang Precondar Instruments for Testing Refractoriness Co Ltd	Machinery and equipment for the cem	125,000.00
China	Sichuan Guoli Energy Science & Technology Co. Ltd	Energy management	600,000.00
Denmark	KUEHNE and NAGEL A S	TRANSPORT EQUIPMENT	185,894.00
Egypt	BRIDGE TRADE CO	Fumigants, other	102,400.00
Finland	FINNSONIC OY	MACHINERY, SPECIAL PURPOSE, OTHER A	159,000.00
France	ARYSTA LIFESCIENCE SAS	CHEMICALS, BASIC	275,880.00
France	BN SERRES CMF Groupe	ODS (Ozone Depleting Substances) ph	819,409.64
France	BN SERRES CMF Groupe	ODS (Ozone Depleting Substances) ph	213,350.36
France	HTDS International	LABORATORY EQUIPMENT	199,282.00
Germany	Ge Net Gmbh	INSTALLATION OF MACHINERY AND EQUIP	60,000.00
Germany	LABSCO Laboratory Supply Company	LABORATORY EQUIPMENT	171,028.00
Germany	LABSCO Laboratory Supply Company	LABORATORY EQUIPMENT, SPECIAL PURPO	86,477.76
Germany	SANDBERG und SCHNEIDEWIND	Densitometers	85,564.00
Germany	SARTORIUS AG	LABORATORY EQUIPMENT	175,446.84
Germany	TSSC GMBH	Equipment to replace and substitute	207,264.30
Germany	TSSC GMBH	ODS (Ozone Depleting Substances) ph	785,023.80
Germany	TSSC GMBH	Ozone layer depletion - halons	87,713.98
India	Thermo Fisher Scientific India Pvt Ltd	Spectrometers, mass	217,244.00
India	UNIPHOS ENVIROTRONIC PVT. LTD.	Ozone layer depletion - solvents	175,844.00
Indonesia	LABTECH INTERNATIONAL LTD	ODS (Ozone Depleting Substances) ph	74,351.00
Iraq	Rukin Al Zawraa Co	ELECTRIC MOTORS, GENERATORS AND TRA	90,399.00
Italy	ITALPROGETTI Engineering	Equipment/plant rehabilitation	74,599.26
Italy	SOVIMP Srl	Food processing equipment	76,252.10
Italy	SOVIMP Srl	Food processing equipment	140,504.20
Italy	SOVIMP Srl	Solar energy systems	96,705.88
Italy	TEC MAC s r l	Foam	169,800.00
Italy	TEC MAC s r l	WATER	84,900.00
Italy	Venefir S.n.c.	MACHINERY, SPECIAL PURPOSE, OTHER A	68,074.26
Italy	World Trade Services srl	Tractors	80,264.00
Japan	Asada Corporation	Equipment to replace and substitute	209,720.00
Japan	TOYOTA MOTOR CORPORATION	Vehicles, all terrain	148,553.68
Jordan	Al-Hada'a General Trading Company	Vehicles, 4WD, canvas top	74,285.72
Jordan	Al-Hada'a General Trading Company	Vehicles, 4WD, hard top	78,900.00
Lebanon	INTERTECH BATINORM SAL	Agricultural machinery and equipmen	80,000.00
Lebanon	INTERTECH BATINORM SAL	Generators, diesel	323,202.00
Lebanon	INTERTECH BATINORM SAL	MACHINE TOOLS	86,904.00
Lebanon	INTERTECH BATINORM SAL	Whiteboards	536,240.22
Lebanon	Walid Mohamed Othman Co.	Food processing equipment	89,000.00
Mauritius	SupplyQuip Limited	LABORATORY EQUIPMENT, SPECIAL PURPO	62,610.90
Mauritius	SupplyQuip Limited	Microwave test equipment, test kits	71,982.72
Netherlands	DEVOTRA B V	ELECTRICAL EQUIPMENT, OTHER AND PAR	554,940.58
Netherlands	DEVOTRA B V	MACHINERY, GENERAL PURPOSE	95,394.42
Netherlands	DEVOTRA B V	ODS (Ozone Depleting Substances) ph	109,164.00
Netherlands	DEVOTRA B V	Tool kits	68,205.72
Netherlands	DEVOTRA B V	Training kits, automotive	173,711.54
Netherlands	DEVOTRA B V	Woodworking machines and equipment	764,451.68
South Africa	DIGITAL VOICE PROCESSING (PTY) LTD	Education equipment computer	340,136.04
Spain	COMERCIAL J. HUETE S.L	Greenhouses	980,643.18
Spain	TST STAG S A	ODS (Ozone Depleting Substances) ph	978,666.00
Spain	TST STAG S A	Ozone layer depletion - refrigerati	61,350.00
Spain	ULMA AGRICOLA S.COOP	INSTALLATION OF MACHINERY AND EQUIP	78,288.00
Spain	ULMA AGRICOLA S.COOP	ODS (Ozone Depleting Substances) ph	202,921.76
Switzerland	Environmental Technology Ltd(ETI)	LABORATORY EQUIPMENT, SPECIAL PURPO	63,500.00
Switzerland	HORNIK FIBERTECH	LABORATORY EQUIPMENT	186,002.62
Switzerland	ISO Central Secretariat	BOOKS, BROCHURES AND LEAFLETS, MAPS	102,323.06
Turkey	TEKNO Tasarim A S T and T	ENGINEERING SERVICES	1,089,760.00
United Arab Emirates	WESTERN AUTO LLC	Vehicles, 4WD, hard top	76,500.00
United Kingdom	CROMWELL International Tools Limited	Educational equipment (didactic)	401,580.86
United Kingdom	CROMWELL International Tools Limited	Freight forwarding	66,740.86
United Kingdom	CROMWELL International Tools Limited	Hydraulic control equipment	64,097.60
United Kingdom	CROMWELL International Tools Limited	Machinery, special purpose, other	129,290.12
United Kingdom	CROMWELL International Tools Limited	Milling machines	91,276.10
United Kingdom	CROMWELL International Tools Limited	Sprayers, laboratory	64,390.24
United Kingdom	CROMWELL International Tools Limited	Training materials, EDP	113,492.68
United Kingdom	CROMWELL International Tools Limited	Turning machines for woodworking	190,612.72
United Kingdom	CROMWELL International Tools Limited	Work stations	90,601.08
United Kingdom	EAGLE Scientific Ltd	MACHINERY, GENERAL PURPOSE	482,694.26
United Kingdom	EAGLE Scientific Ltd	ODS (Ozone Depleting Substances) ph	134,458.44
United Kingdom	Hoare Laboratory Engineering Ltd	Furniture, laboratory	61,282.00
United Kingdom	Hoare Laboratory Engineering Ltd	TRANSPORT EQUIPMENT	66,884.00
United Kingdom	SOTEX INTERNATIONAL LTD	Hotel industry	536,017.90
United Kingdom	SOTEX INTERNATIONAL LTD	HPLC equipment	103,849.80
United Kingdom	SOTEX INTERNATIONAL LTD	Machinery, general purpose,	269,742.74
United Kingdom	SOTEX INTERNATIONAL LTD	Microwave equipment	214,144.16
United Kingdom	SOTEX INTERNATIONAL LTD	Mixers/blenders	97,698.36
United Kingdom	THERMO FISHER SCIENTIFIC	Software installation	114,405.38
United States of America	INTERLAB INC	Chromatographs, gas	146,873.82
United States of America	McQuay Latin America LC	Ice chillers	795,999.98
United States of America	TEMP AIR INC	Heaters, gas	67,500.00
UNOG			
Denmark	DAN OFFICE (EMEA)	Expansion cards & other add-on hard	38,896.06
Denmark	DAN OFFICE (EMEA)	Super-computers	151,608.00
Denmark	DANIMEX COMMUNICATION LTD	Satellite communication systems	39,533.36
Denmark	KUEHNE & NAGEL SA	Trailers and semi-trailers, contain	47,700.00
Finland	VERSEIDAG BALLISTIC PROTECTION OY	Crowd control equipment	34,450.00
France	COMPAGNIE FRANC. EXPORT COFREXPOR	SECURITY AND SAFETY EQUIPMENT	32,726.39
France	OBIANE	Computer systems, special purpose o	30,418.40
France	SILLINGER S.A.	Boats, skiffs	78,250.00
France	SILLINGER S.A.	Solid hull boats	62,600.00
Germany	ASC (ARMORED SPECIALTY CARS) Gmbh	Motor vehicles, passenger, other	407,846.57
Germany	ASC (ARMORED SPECIALTY CARS) Gmbh	Motor vehicles, special purpose	1,891,416.31
Germany	BMW AG DIPLOMATIC SALES	Motor vehicles, passenger, public t	59,451.77
Germany	CARD TECHNOLOGY GROUP	Tulles, lace, narrow woven fabrics,	95,716.20
Italy	COELMO s.r.l.	Electric motors, generators and the	215,344.87
Italy	COELMO s.r.l.	Electric motors, generators and the	521,015.34
Italy	METALLURGICA ITALO OTTINETTI s.r.l	Domestic metal products	59,324.52
Netherlands	UNI BUSINESS CENTER BV	Super-computers	50,975.24
Norway	SCANDINAVIAN WATER TECHNOLOGY AS	Construction materials of plastic;	64,115.35
Norway	SCANDINAVIAN WATER TECHNOLOGY AS	Domestic metal products	36,959.37
Norway	SCANDINAVIAN WATER TECHNOLOGY AS	Filtering and purifying equipment	141,771.27
Norway	SCANDINAVIAN WATER TECHNOLOGY AS	Filtering and purifying equipment	53,289.64
Norway	VIZADA NETWORKS AS	Telecommunication equipment, other	105,797.00
Norway	VIZADA VSAT AS	Printing and plotting devices for E	30,995.00
Sweden	XMOMS Foeretsagsprofilering AB	Hand tools	33,562.20
Switzerland	ABSOLIS SA	Optical input/output units, such as	30,451.11
Switzerland	ANTALIS SA	Paper of paperboard , for pri	52,343.50
Switzerland	ARP DATACON AG	Expendables for use with EDP equipm	31,937.45
Switzerland	BADGECOM GmbH	Printing and bookbinding equipment	37,395.66
Switzerland	BMW (SCHWEIZ) AG	Motor vehicles, passenger, other	37,150.18
Switzerland	DELL COMPUTER SA	Micro-computers	45,696.78
Switzerland	DELL COMPUTER SA	Micro-computers	89,718.24
Switzerland	DELL COMPUTER SA	Micro-computers	44,471.54
Switzerland	DELL COMPUTER SA	Micro-computers	89,606.24
Switzerland	DELL COMPUTER SA	Micro-computers	31,517.10
Switzerland	DELL COMPUTER SA	Micro-computers	52,694.30
Switzerland	DELL COMPUTER SA	Micro-computers	131,822.27
Switzerland	DELL COMPUTER SA	Micro-computers	48,222.86
Switzerland	DELL COMPUTER SA	Micro-computers	48,662.36
Switzerland	DELL COMPUTER SA	Micro-computers	41,986.18

Major Orders for Goods by Agency during 2010 (Orders of \$30,000 or more)

AGENCY			PO value
Location of supplier	Name of supplier	Description of goods (equipment)	USD
UNOG Continued			
Switzerland	DELL COMPUTER SA	Micro-computers	78,092.86
Switzerland	ELECTROPLAST SA	Insulated wire and cable; optical f	76,637.30
Switzerland	EMC COMPUTER SYSTEMS SA	Optical storage units	326,222.00
Switzerland	FISCHER PAPIER SA	Paper of paperboard , for pri	36,662.08
Switzerland	FISCHER PAPIER SA	Paper of paperboard , for pri	42,912.29
Switzerland	HUNKELER SYSTEME AG	MACHINERY, SPECIAL PURPOSE, OTHER A	236,482.28
Switzerland	INAPA SUISSE SA	Paper of paperboard , for pri	43,496.64
Switzerland	INAPA SUISSE SA	Paper of paperboard , for pri	50,412.00
Switzerland	INTERSITAG BUROROY SA	Seats and chairs	77,139.38
Switzerland	LEMANVISIO SA	AUDIO VISUAL EQUIPMENT	30,102.46
Switzerland	LEMANVISIO SA	Projectors	38,791.42
Switzerland	LENOVO (Schweiz) GmbH	Micro-computers	85,150.00
Switzerland	LENOVO (Schweiz) GmbH	Micro-computers	111,740.00
Switzerland	LENOVO (Schweiz) GmbH	Micro-computers	120,960.00
Switzerland	LENOVO (Schweiz) GmbH	Micro-computers	62,328.00
Switzerland	LENOVO (Schweiz) GmbH	Micro-computers	44,835.00
Switzerland	LENOVO (Schweiz) GmbH	Micro-computers	68,854.00
Switzerland	ORACLE Software (Schweiz) GmbH	Software application packages	120,521.50
Switzerland	ROETHLISBERGER SCHREINEREI AG	Furniture, other,	31,583.77
Switzerland	ROUND OFFICE & COLLECTIVITES SA	Furniture, domestic	39,160.79
Switzerland	ROUND OFFICE & COLLECTIVITES SA	Furniture, office, other than chair	61,160.70
Switzerland	SYMETRIA AG	Input/output units, other	194,101.24
Switzerland	TECHNICONGRES MARTANO SA	AUDIO VISUAL EQUIPMENT	72,958.69
Switzerland	VIDEOLINK AG	Radio or television transmission ap	35,160.12
Switzerland	XEROX OFFICE SUPPLIES	Paper of paperboard , for pri	50,963.86
United Kingdom (Gibraltar)	TOYOTA GIBRALTAR STOCKHOLDINGS LTD.	Motor vehicles, passenger, other	62,789.78
United Kingdom (Gibraltar)	TOYOTA GIBRALTAR STOCKHOLDINGS LTD.	Motor vehicles, passenger, other	50,535.61
United Kingdom (Gibraltar)	TOYOTA GIBRALTAR STOCKHOLDINGS LTD.	Motor vehicles, passenger, other	100,322.94
United Kingdom (Gibraltar)	TOYOTA GIBRALTAR STOCKHOLDINGS LTD.	Motor vehicles, passenger, other	96,395.93
United Kingdom (Gibraltar)	TOYOTA GIBRALTAR STOCKHOLDINGS LTD.	Motor vehicles, passenger, other	172,139.11
United Kingdom (Gibraltar)	TOYOTA GIBRALTAR STOCKHOLDINGS LTD.	Motor vehicles, passenger, other	96,990.25
United Kingdom (Gibraltar)	TOYOTA GIBRALTAR STOCKHOLDINGS LTD.	Motor vehicles, passenger, other	193,798.14
United Kingdom (Gibraltar)	TOYOTA GIBRALTAR STOCKHOLDINGS LTD.	Motor vehicles, passenger, other	57,067.01
United Kingdom (Gibraltar)	TOYOTA GIBRALTAR STOCKHOLDINGS LTD.	Motor vehicles, passenger, other	91,887.30
United Kingdom (Gibraltar)	TOYOTA GIBRALTAR STOCKHOLDINGS LTD.	Motor vehicles, passenger, other	30,323.44
United Kingdom (Gibraltar)	TOYOTA GIBRALTAR STOCKHOLDINGS LTD.	Motor vehicles, passenger, other	179,700.97
United Kingdom (Gibraltar)	TOYOTA GIBRALTAR STOCKHOLDINGS LTD.	Motor vehicles, passenger, other	121,019.16
United Kingdom (Gibraltar)	TOYOTA GIBRALTAR STOCKHOLDINGS LTD.	Motor vehicles, passenger, other	37,758.36
United Kingdom (Gibraltar)	TOYOTA GIBRALTAR STOCKHOLDINGS LTD.	Motor vehicles, passenger, other	60,287.19
United Kingdom (Gibraltar)	TOYOTA GIBRALTAR STOCKHOLDINGS LTD.	Motor vehicles, passenger, other	30,945.30
United Kingdom (Gibraltar)	TOYOTA GIBRALTAR STOCKHOLDINGS LTD.	Motor vehicles, passenger, other	165,799.89
United Kingdom (Gibraltar)	TOYOTA GIBRALTAR STOCKHOLDINGS LTD.	Motor vehicles, passenger, other	172,620.61
United States of America	CISCO SYSTEMS INC	Transmitting and communicating equip	56,521.00
UNOG Continued			
Afghanistan	Apex Global Services (Nasseh Group)	equipments for operation and maintenance for Kandahar water supply	69,970.00
Afghanistan	Atlas Lutfi Construction Company	Volumetric type meter for Kandahar water supply	99,500.00
Afghanistan	Saboor Printing Press	Book Printing for LCEP II Project	37,290.34
Afghanistan	UNDP Res. Rep. Afghanistan	Armoured Toyota Land Cruiser	923,610.00
Austria	GLOCK Ges.m.b.H	Purchase of firearms and accessories for security services.	42,783.06
Bahrain	Almoayyed Computers	IP Telephony System	62,987.00
Bahrain	Universal Enterprises	Supply, Delivery and Fixing of New Office Furniture in UNEP	89,636.80
Canada	Copilote	Production of 10,000 UN Decade T-shirts ECO Green for COP 10.	49,857.55
Denmark	Deko Partitions Limited	PARTITIONS, UNON	393,757.20
Denmark	Deko Partitions Limited	Quotation T15483 for supply of office partitions	894,437.54
Denmark	Kjaer & Kjaer A/S	Toyota Prado for UN Habitat Somalia, Hargeisa, Office.	30,501.00
Denmark	UNDP Res. Rep. Denmark	Purchase of three (3) Amored Vehicles for the UN-Habitat Pakistan Office	404,937.88
Israel	Orad Control Systems	Purchasing of Pass and ID consumables for UNCON Security and Safety Service	304,770.50
Jamaica	Toyota Jamaica Ltd	Purchase of 2010 Toyota Landcruiser Prado. RSQN # 9421	47,996.00
Kenya	Amiran Communications Ltd	Purchase of two way VHF radios.	38,800.00
Kenya	D. L. Patel Press Kenya Ltd	PURCHASE OF COATED PAPER	30,625.42
Kenya	D. T. Dobbie & Company Kenya Ltd	Intensive Care Ambulance	111,904.76
Kenya	Fursys Kenya Ltd	BULK FILERS, UNON	34,591.61
Kenya	Newline Ltd	FURNITURE, UNEP	30,052.75
Kenya	Next Technology	CITRIX HARDWARE AND SOFTWARE, ITB NO. 10/0011/MM	167,020.00
Kenya	Noble Agencies	Cartridges	41,753.08
Kenya	Ryce East Africa Ltd	Supply of 2 4WD vehicles for UN-Habitat office in Sudan	78,000.00
Kenya	Sanyo Armo Kenya Ltd	Supply of LCD Projectors	57,440.00
Kenya	Servetel Communications Ltd	Replenishment of Nortel Networks Digital Telephone Sets for UNON Stores	39,636.13
Kenya	Servetel Communications Ltd	Replenishment of Nortel Networks Digital Telephone Sets for UNON Stores	37,753.40
Kenya	Sevensseas Technologies	ONE UNEP SERVERS AND SAS DISKS (ITB 09/0009/MM)	138,990.86
Kenya	Spicers East Africa Ltd	Supply of Buckle Folding Machine with Accessories	65,412.30
Kenya	Symphony	Supply of Standard Sun Servers & Equipment	276,565.55
Kenya	The Paper House of Kenya Ltd	Printing Paper for UNON Printshop	80,344.81
Kenya	Toyota East Africa Ltd	Purchase of Security vehicles	145,421.69
Kenya	Transpaper Kenya Ltd	Printing Paper for 2010 for UNON Publishing Services Section	195,324.72
Kenya	Transpaper Kenya Ltd	Printing paper of various grammage for year 2010 for DCS/PSS UNON	164,572.87
Kenya	Typotech Imaging Systems Ltd	ENCAD Novalet 10001 and Large Format Media	54,904.25
Kenya	Waljee Glass Mart	Supply of glass for New Office Facility	153,148.15
Pakistan	Awaisia Wholesale Bag Books Dealer & General Order	House construction materials PO 758 PAK	34,220.00
Pakistan	Awaisia Wholesale Bag Books Dealer & General Order	PO-XB-PAK-778 Awaisia Whole Sale PAK 10X11 42.04 Shelter Kits	31,799.58
Pakistan	Kamran & Brothers, Govt Contractors and General Orders	Bamboo an other materials for shelter PO 804 Pakistan	168,960.00
Pakistan	Kamran & Brothers, Govt Contractors and General Orders	Bamboo and plastic materials for Shelter Programme Pakistan PO 761	183,964.00
Pakistan	Rehman & Brother	Bamboo and plastic supplies PO 772 PAK	86,730.00
Pakistan	Rehman & Brother	Hand pump materials PO 726 PAK	60,890.00
Pakistan	Shafi & Co	Bamboo and other materials for shelter PO 848 Pakistan	103,687.61
Pakistan	Topline International Pvt	Soaps and other cleaning items PO 796 PAK	44,220.00
Pakistan	Topline International Pvt	Soaps and other cleaning items PO793 PAK	46,100.00
Pakistan	Topline International Pvt	Soaps and other cleaning items PO794 PAK	45,800.00
Pakistan	Topline International Pvt	Soaps and other cleaning items PO795 PAK	46,100.00
Pakistan	Trade Point & Services	Latrine construction material	65,680.25
Pakistan	Trade Point & Services	Procurement of Construction materials	76,591.17
Sierra Leone	UNDP Res. Rep. Sierra Leone	Construction Material and Books	100,000.00
Singapore	Xpress Print Pte Ltd	Printing services in Nagoya for COP/10.	91,412.30
South Africa	Dimension Data (Pty) Ltd	Provision of SUN Equipment	97,981.94
Spain	TST STAG, S.A	Equipments for National Phase-out Plan for Saudi arabia	129,048.50
Switzerland	Hewlett Packard	LAPTOPS FOR UNEP, DRC	32,574.92
Switzerland	Hewlett Packard	LAPTOPS FOR UNEP, GEF	30,292.38
Switzerland	Hewlett Packard	LAPTOPS FOR UN-HABITAT, GLOBAL DIVISION	46,644.00
Switzerland	Hewlett Packard	LAPTOPS FOR UN-HABITAT, HSPD	42,551.25
Switzerland	Hewlett Packard	LAPTOPS FOR UN-HABITAT, OED	40,843.00
Switzerland	Hewlett Packard	LAPTOPS FOR UN-HABITAT, RTCD	55,214.92
Switzerland	Hewlett Packard	LAPTOPS FOR UNON, DCS	60,213.00
Switzerland	Hewlett Packard	LAPTOPS FOR UNON, STORES	40,199.57
Switzerland	Hewlett Packard	Purchase of HP Servers for DCS Data Centre Information	120,751.56
United Kingdom	SMI	Printing 21,000 copies of GB03 and related Materials.	77,800.00
United Kingdom	SMI	Printing GB03 and related material	77,800.00
United Kingdom	SMI	Printing Synthesis Report in 6 UN languages	34,398.00
United Kingdom	SMI	printing Synthesis Report in 6 UN languages of the GB03.	34,982.76
United States of America	Somes Ltd.	UNIFORMS FOR SECURITY	193,847.20
UNOPS			
Afghanistan	AFGHAN AUTO LIMITED	Vehicles, 4WD, hard top	47,000.00
Afghanistan	Aria Mathan Ltd	FURNITURE	63,200.00
Afghanistan	Azizi Union construction.co	Containers	477,760.00
Afghanistan	Bashiri Company Limited	Generators, electric	45,000.00
Afghanistan	E.C.L Group Afghan Limited	Fuel oils.	36,217.91
Afghanistan	E.C.L Group Afghan Limited	Fuel oils.	32,668.60
Afghanistan	Faisal Sharifi Hakimi Ltd	Petroleum Oils and Products	32,010.00
Afghanistan	Faisal Sharifi Hakimi Ltd	Petroleum Oils and Products	30,600.00
Afghanistan	FOROSHGAHI BUZURG SIEMENS	Electrical Equipment	32,576.00
Afghanistan	Green Point Afghanistan Co. Ltd.	Laptop/notebook computer accessories	39,840.00
Afghanistan	Kabul Pump Station	Petroleum oils, light, and other light oils	605,000.00

Major Orders for Goods by Agency during 2010 (Orders of \$30,000 or more)

AGENCY			PO value
Location of supplier	Name of supplier	Description of goods (equipment)	USD
UNOPS Continued			
Afghanistan	Kabul Wazir Abad Pump Station	Petroleum Oils and Products	30,889.00
Afghanistan	Megaplus Afghanistan Ltd	PC, laptop/portable workstation	50,832.00
Afghanistan	Megaplus Afghanistan Ltd	Processing Units for EDP	31,276.00
Afghanistan	Noor Mustafa Ltd	Generators, electric, parts thereof	137,500.00
Afghanistan	Noor Mustafa Ltd	Generators, electric, parts thereof	70,000.00
Afghanistan	UNITED NATIONS ASSISTANCE MISSION AFGHAN	Fuel oils	46,298.08
Afghanistan	WARASTA STORE TRADING LTD	Equipment and accessories for connecting EDP equipment into	54,180.00
Argentina	ABBOTT LAB ARGENTINA S.A	Pharmaceuticals	55,833.89
Argentina	ANIXTER ARGENTINA S.A.	Telecommunication Equipment	1,035,499.29
Argentina	AXXA PHARMA S.A	Pharmaceuticals	37,331.32
Argentina	AXXA PHARMA S.A	Pharmaceuticals	37,165.89
Argentina	AXXA PHARMA S.A	Pharmaceuticals	30,529.01
Argentina	B BRAUN MEDICAL SA	Pharmaceuticals	76,072.35
Argentina	B BRAUN MEDICAL SA	Pharmaceuticals	59,625.32
Argentina	BECTON DICKINSON ARGENTINA S.R.L.	Medical / Surgical; other	30,385.61
Argentina	BIOFARMA S.R.L.	Pharmaceuticals	78,551.43
Argentina	BOREAL TECHNOLOGIES S.A.	Software; Computer	3,146,365.00
Argentina	BYMED SRL	Medical / Surgical; other	38,253.97
Argentina	COASIN COMUNICACIONES S.A	Audio Visual Equipment	82,708.72
Argentina	COLCAR MERBUS SA.	Motor Vehicles and Parts	2,483,260.00
Argentina	CORADIR S.A.	Processing Units for EDP	335,784.00
Argentina	CORADIR S.A.	Processing Units for EDP	34,244.40
Argentina	DELL AMERICA LATINA SUCURSAL ARG	Software; Computer	1,500,092.00
Argentina	DELL AMERICA LATINA SUCURSAL ARG	Software; Computer	130,532.50
Argentina	DENVER FARMA S.A.	Pharmaceuticals	146,338.12
Argentina	DENVER FARMA S.A.	Pharmaceuticals	107,821.27
Argentina	DENVER FARMA S.A.	Pharmaceuticals	30,955.90
Argentina	DINATECH S.A.	Input/Output Units for EDP	2,291,026.60
Argentina	DINATECH S.A.	Processing Units for EDP	3,781,595.40
Argentina	DINATECH S.A.	Processing Units for EDP	115,354.75
Argentina	DINATECH S.A.	Software; Computer	338,960.00
Argentina	DINATECH S.A.	Software; Computer	72,870.00
Argentina	DRAWER S.A.	Pharmaceuticals	154,992.25
Argentina	DRAWER S.A.	Pharmaceuticals	95,657.74
Argentina	DRAWER S.A.	Pharmaceuticals	30,525.17
Argentina	DROGUERIA BIOWEB S.A.	Pharmaceuticals	42,018.61
Argentina	DROGUERIA BIOWEB S.A.	Pharmaceuticals	33,746.77
Argentina	EURO SWISS S.A.	Medical / Surgical; other	92,965.69
Argentina	EURO SWISS S.A.	Medical / Surgical; other	43,605.07
Argentina	EURO SWISS S.A.	Medical / Surgical; other	30,873.30
Argentina	FADA PHARMA SA	Pharmaceuticals	50,792.86
Argentina	FRANCISCO OSVALDO DIAZ S.A.	Motor Vehicles and Parts	68,778.28
Argentina	FRANCISCO OSVALDO DIAZ S.A.	Motor Vehicles and Parts	68,778.28
Argentina	GADOR SA.	Pharmaceuticals	78,707.75
Argentina	GADOR SA.	Pharmaceuticals	30,408.11
Argentina	GOBBI NOVAG SA	Pharmaceuticals	44,901.30
Argentina	HEWLETT-PACKARD ARGENTINA SRL	Software; Computer	92,111.54
Argentina	HYNET S.A.	Software; Computer	87,950.00
Argentina	HYNET S.A.	Software; Computer	41,718.40
Argentina	Iluminacion Agüero S.A	Electricity Equipment	155,065.09
Argentina	INDRA SI S.A.	Measuring Instruments	2,107,694.00
Argentina	INDRA SI S.A.	Measuring Instruments	1,549,775.00
Argentina	INDRA SI S.A.	Measuring Instruments	991,856.00
Argentina	Instrumentos Musicales S.A.	Musical Instruments	65,518.56
Argentina	INTERIEUR FORMA S A	Furniture	46,226.31
Argentina	IT AMERICA SOCIEDAD ANONIMA	Software; Computer	179,625.00
Argentina	KLONAL S.R.L.	Pharmaceuticals	106,152.69
Argentina	KLONAL S.R.L.	Pharmaceuticals	70,552.37
Argentina	KLONAL S.R.L.	Pharmaceuticals	43,244.92
Argentina	LABORATORIO DE HEMODERIVADOS UNC	Pharmaceuticals	61,240.31
Argentina	LABORATORIO DE HEMODERIVADOS UNC	Pharmaceuticals	57,265.82
Argentina	LABORATORIO DE HEMODERIVADOS UNC	Pharmaceuticals	48,076.65
Argentina	Laboratorio Elea S.A.C.I.F. y A.	Pharmaceuticals	45,890.02
Argentina	LABORATORIO LKM S.A.	Pharmaceuticals	37,900.86
Argentina	LABORATORIO NORTHIA SACIFIA	Pharmaceuticals	61,252.75
Argentina	LABORATORIO NORTHIA SACIFIA	Pharmaceuticals	48,370.28
Argentina	LOGICALIS ARGENTINA S.A.	Software; Computer	1,366,800.00
Argentina	LOGICALIS ARGENTINA S.A.	Software; Computer	227,800.00
Argentina	LONGONI ELECTRONICA S.R.L.	Surveillance/Control Systems	49,983.58
Argentina	MEDIPHARMA SA	Pharmaceuticals	164,587.16
Argentina	MEDIPHARMA SA	Pharmaceuticals	100,392.13
Argentina	MEDIPHARMA SA	Pharmaceuticals	31,978.10
Argentina	NORGREEN SA	Pharmaceuticals	58,909.56
Argentina	PHILIPS ARGENTINA S.A.	Electricity Equipment	841,584.75
Argentina	Pro Med Internacional S.A	Pharmaceuticals	48,895.75
Argentina	PRODUCTOS FARMACEUTICOS DR GRAY SACI	Pharmaceuticals	52,974.29
Argentina	PROPATO HNOS. SAIC	Medical / Surgical; other	105,434.69
Argentina	PROPATO HNOS. SAIC	Medical / Surgical; other	55,611.74
Argentina	PROPATO HNOS. SAIC	Medical / Surgical; other	44,111.68
Argentina	Quiromed S.A.C.I.F	Medical / Surgical; other	41,269.43
Argentina	RANKO SA	Software; Computer	41,266.97
Argentina	REDIMER S.A.	Pharmaceuticals	160,919.64
Argentina	REDIMER S.A.	Pharmaceuticals	68,129.42
Argentina	RODOLFO EDUARDO FRISARE SA	Medical / Surgical; other	142,413.00
Argentina	RODOLFO EDUARDO FRISARE SA	Pharmaceuticals	107,722.17
Argentina	RODOLFO EDUARDO FRISARE SA	Pharmaceuticals	32,756.08
Argentina	SAVANT PHARM S.A.	Pharmaceuticals	52,404.07
Argentina	SERVICIOS DIGITALES DE EXCELENCIA SRL	Software; Computer	40,680.00
Argentina	SIEMENS ENTERPRISE COMMUNICATIONS SA	Telecommunication Equipment	56,096.00
Argentina	Space Motors S.A.	Motor Vehicles and Parts	48,347.11
Argentina	STYLUS S.A.	Software; Computer	46,068.50
Argentina	TELEFONICA MOVILES ARGENTINA S.A.	Software; Computer	12,832,848.00
Argentina	TELEFONICA MOVILES ARGENTINA S.A.	Software; Computer	12,832,848.00
Argentina	TELEFONICA MOVILES ARGENTINA S.A.	Software; Computer	12,180,000.00
Argentina	TELEFONICA MOVILES ARGENTINA S.A.	Software; Computer	11,510,100.00
Argentina	TELEFONICA MOVILES ARGENTINA S.A.	Software; Computer	11,510,100.00
Argentina	TELEFONICA MOVILES ARGENTINA S.A.	Software; Computer	11,454,072.00
Argentina	TELEFONICA MOVILES ARGENTINA S.A.	Software; Computer	10,903,536.00
Argentina	TELEFONICA MOVILES ARGENTINA S.A.	Software; Computer	10,114,272.00
Argentina	TELEFONICA MOVILES ARGENTINA S.A.	Software; Computer	8,798,832.00
Argentina	TELEFONICA MOVILES ARGENTINA S.A.	Software; Computer	8,331,120.00
Argentina	TELEFONICA MOVILES ARGENTINA S.A.	Software; Computer	8,155,728.00
Argentina	TELEFONICA MOVILES ARGENTINA S.A.	Software; Computer	8,155,728.00
Argentina	TELEFONICA MOVILES ARGENTINA S.A.	Software; Computer	6,898,752.00
Argentina	TELEFONICA MOVILES ARGENTINA S.A.	Software; Computer	4,045,161.60
Argentina	TELEFONICA MOVILES ARGENTINA S.A.	Software; Computer	3,370,968.00
Argentina	TELEFONICA MOVILES ARGENTINA S.A.	Software; Computer	2,950,483.20
Argentina	TELEFONICA MOVILES ARGENTINA S.A.	Software; Computer	1,620,963.60
Argentina	TELEFONICA MOVILES ARGENTINA S.A.	Software; Computer	1,620,963.60
Argentina	TELEFONICA MOVILES ARGENTINA S.A.	Software; Computer	1,538,679.60
Argentina	TELEFONICA MOVILES ARGENTINA S.A.	Software; Computer	1,453,882.50
Argentina	TELEFONICA MOVILES ARGENTINA S.A.	Software; Computer	1,446,805.40
Argentina	TELEFONICA MOVILES ARGENTINA S.A.	Software; Computer	1,377,265.20
Argentina	TELEFONICA MOVILES ARGENTINA S.A.	Software; Computer	1,277,570.40
Argentina	TELEFONICA MOVILES ARGENTINA S.A.	Software; Computer	1,111,412.40
Argentina	TELEFONICA MOVILES ARGENTINA S.A.	Software; Computer	1,052,334.00
Argentina	TELEFONICA MOVILES ARGENTINA S.A.	Software; Computer	1,030,179.60
Argentina	TELEFONICA MOVILES ARGENTINA S.A.	Software; Computer	1,030,179.60
Argentina	TELEFONICA MOVILES ARGENTINA S.A.	Software; Computer	947,116.80
Argentina	TELEFONICA MOVILES ARGENTINA S.A.	Software; Computer	871,406.40
Argentina	TELEFONICA MOVILES ARGENTINA S.A.	Software; Computer	674,193.60

Major Orders for Goods by Agency during 2010 (Orders of \$30,000 or more)

AGENCY			PO value
Location of supplier	Name of supplier	Description of goods (equipment)	USD
UNOPS Continued			
Argentina	TELEFONICA MOVILES ARGENTINA S.A.	Software; Computer	372,686.24
Argentina	TELEFONICA MOVILES ARGENTINA S.A.	Software; Computer	216,303.78
Argentina	TELEFONICA MOVILES ARGENTINA S.A.	Software; Computer	119,633.76
Argentina	TELEFONICA MOVILES ARGENTINA S.A.	Software; Computer	93,215.41
Argentina	TESAM ARGENTINA S.A.	Telecommunication Equipment	52,727.44
Argentina	TLEU UNION TRANSITORIA DE EMPRESAS	Pulp and Paper Industry	5,478,678.00
Argentina	TLEU UNION TRANSITORIA DE EMPRESAS	Pulp and Paper Industry	1,826,226.00
Argentina	TRANS INDUSTRIAS ELECTRONICAS SA	Telecommunication Equipment	52,271.37
Argentina	Urbina Group S.R.L.	Furniture	34,916.25
Argentina	WENT S.A.	Pharmaceuticals	315,452.87
Argentina	WENT S.A.	Pharmaceuticals	107,256.77
Argentina	WENT S.A.	Pharmaceuticals	87,723.86
Argentina	WENT S.A.	Pharmaceuticals	30,697.10
Australia	CODAN LIMITED	HF - transceiver, radio voice system	100,329.10
Australia	MINELAB ELECTRONICS PTY. LTD.	Detectors	59,380.00
Australia	MINELAB ELECTRONICS PTY. LTD.	Detectors	41,770.00
Belgium	EUROPEAN DATACOMM NV	Telecommunication Equipment	294,047.24
Belgium	INVOLUTION NV/SA	Fabrics; Woven of Cotton	45,888.53
Belgium	MERCEDES EUROPA	Vehicles	40,504.76
Belgium	PHARMACIE DE LA COURS	Medical / Surgical; other	39,186.04
Belgium	PUCES & SOURIS SPRL	Software; Computer	33,139.44
Brazil	Eurobras Construcões Met. e Mod. Ltda	Container, office	34,100.00
Bulgaria	Strategy Object OOD	Computer network communication equipment	119,751.00
Burundi	EPAL Technologies	Solar equipment	680,600.00
Burundi	Projet Cadre Intégré	Input/Output Units for EDP	56,800.00
Burundi	Projet Cadre Intégré	Input/Output Units for EDP	56,800.00
Cambodia	Ministry of Commerce - Department of	Input/Output Units for EDP	36,925.00
China	HAIER ELECTRICAL APPLIANCES CORP., LTD.	LABORATORY EQUIPMENT, SPECIAL PURPOSE, OTHER	1,092,000.00
China	HAIER ELECTRICAL APPLIANCES CORP., LTD.	Refrigerators, refrigerators/freezers combined for vaccines	279,676.15
China	Techcomp Limited	Laboratories, prefabricated	820,000.00
China	Techcomp Limited	LABORATORY EQUIPMENT	485,434.78
Congo, DRC	MAISON MBIZA	Generating sets	57,800.00
Congo, DRC	Trading Congo	Furniture	52,743.00
Cote D'Ivoire	AFRICAUTO	Motor Vehicles and Parts	379,567.25
Cote D'Ivoire	AFRICAUTO	Trucks	264,223.78
Cote D'Ivoire	Agence de Travaux et Prestations Diverse	Work stations	152,648.26
Cote D'Ivoire	LIBYA OIL COTE D'IVOIRE	Fuel oils,	63,520.43
Cote D'Ivoire	LIBYA OIL COTE D'IVOIRE	Fuel oils,	31,112.07
Cote D'Ivoire	PAPICI-TOPBURO	OFFICE SUPPLIES	68,413.79
Cote D'Ivoire	PETROCI	Fuel oils,	84,693.91
Cote D'Ivoire	PETROCI	Fuel oils,	81,624.49
Cote D'Ivoire	PETROCI	Fuel oils,	51,853.45
Cote D'Ivoire	SAMA ENTREPRISE	Fuel oils,	205,568.84
Cote D'Ivoire	SAMA ENTREPRISE	Fuel oils,	125,128.21
Cote D'Ivoire	SAMA ENTREPRISE	Fuel oils,	96,442.09
Cote D'Ivoire	SEKOU KONE	Fuel oils,	31,760.21
Cote D'Ivoire	SITRAP	Palettes, paint, white plastic	42,084.26
Cyprus	Crewhouse Media LTD	Audio Visual Equipment	36,734.69
Czech Republic	Skoda auto a.s.	Motor Vehicles and Parts	107,638.89
Denmark	ABC HANSEN A/S	Motor Vehicles and Parts	124,220.00
Denmark	ABC HANSEN A/S	Motor Vehicles and Parts	124,220.00
Denmark	ABC HANSEN A/S	Motor Vehicles and Parts	115,020.00
Denmark	Advizing IT Ltd	computer	87,528.78
Denmark	Advizing IT Ltd	Computers, laptop/notebook	1,615,082.25
Denmark	Advizing IT Ltd	Computers, laptop/notebook	1,550,044.90
Denmark	Advizing IT Ltd	Personal computers (PC), general purpose	90,953.81
Denmark	Africa Automotive A/S	Vehicles, 4WD, hard top	102,196.00
Denmark	Africa Automotive A/S	Vehicles, 4WD, hard top	75,560.00
Denmark	ATEA DANMARK A/S	COMPUTERS	262,427.00
Denmark	ATEA DANMARK A/S	COMPUTERS	116,680.00
Denmark	ATEA DANMARK A/S	COMPUTERS	42,694.00
Denmark	ATEA DANMARK A/S	Laser printers	41,462.00
Denmark	ATEA DANMARK A/S	Office machinery and equipment manufacture	103,682.00
Denmark	ATEA DANMARK A/S	Personal computers (PC), general purpose	1,201,047.00
Denmark	ATEA DANMARK A/S	Processing Units for EDP	148,608.00
Denmark	BUKKEHAVE LTD	Motor Vehicles and Parts - LTA UN Webbuy	884,607.01
Denmark	BUKKEHAVE LTD	Motor Vehicles and Parts - LTA UN Webbuy	300,538.21
Denmark	BUKKEHAVE LTD	Motor Vehicles and Parts - LTA UN Webbuy	61,546.86
Denmark	BUKKEHAVE LTD	Motor Vehicles and Parts - LTA UN Webbuy	35,189.71
Denmark	BUKKEHAVE LTD	Motor Vehicles and Parts - LTA UN Webbuy	33,831.11
Denmark	BUKKEHAVE LTD	Motor Vehicles and Parts - LTA UN Webbuy	33,655.99
Denmark	BUKKEHAVE LTD	Motor Vehicles and Parts - LTA UN Webbuy	31,691.11
Denmark	COPENHAGEN GLOBAL A/S	Truck, fuel, medium	359,842.93
Denmark	DAN OFFICE APS	Micro-computers	75,568.71
Denmark	DAN OFFICE APS	Software; Computer	33,226.00
Denmark	DAN:OFFICE	Telephone set, cellular	145,561.66
Denmark	DANIMEX	Telecommunication Equipment	44,304.15
Denmark	DELL A/S	COMPUTERS	344,550.95
Denmark	DELL A/S	Computers, laptop/notebook	1,260,987.21
Denmark	DELL A/S	Computers, laptop/notebook	262,859.91
Denmark	JOHS GRAM-HANSSON A/S	Logs of coniferous wood	32,200.00
Denmark	KJAER & KJAER A/S	Motor Vehicles and Parts - LTA UN WebBuy	30,200.00
Denmark	KJAER & KJAER A/S	Motor vehicles, passenger - LTA UN WebBuy	144,864.00
Denmark	KJAER & KJAER A/S	Motorcycles - LTA UN WebBuy	160,042.67
Denmark	KJAER & KJAER A/S	Pick-ups, 4WD - LTA UN WebBuy	59,800.00
Denmark	KJAER & KJAER A/S	Station wagons, 4WD, diesel driven - LTA UN WebBuy	76,960.68
Denmark	NetDesign A/S	Computer network communication equipment	58,265.27
Denmark	NetDesign A/S	TELECOMMUNICATION EQUIPMENT	55,576.34
Denmark	NetDesign A/S	TELECOMMUNICATION EQUIPMENT	33,524.13
Denmark	PETER JUSTESEN COMPANY A/S	EDP Equipment/Machinery	56,435.27
Denmark	Planson Europe	Laser printer, colour	135,336.00
Denmark	Planson Europe	Laser printers	85,975.00
Denmark	UNICEF, COPENHAGEN	Antiviral drugs	37,085.58
Denmark	UNICEF, COPENHAGEN	Antiviral drugs	33,134.88
Denmark	UNICEF, COPENHAGEN	Impregnated bednets	128,493.00
Denmark	UNICEF, COPENHAGEN	Impregnated bednets	82,806.60
El Salvador	AUTOMAX, S.A. de C.V.	Motor Vehicles and Parts	44,298.00
Ethiopia	Black Stars Investments Group Co. Ltd	Aerosol equipment, generator	51,000.00
France	CFAO PROCUREMENT SERVICE	Motor Vehicles and Parts - LTA UN Webbuy	78,890.00
France	CFAO PROCUREMENT SERVICE	Motor Vehicles and Parts - LTA UN Webbuy	42,626.00
France	CFAO PROCUREMENT SERVICE	Motor Vehicles and Parts - LTA UN Webbuy	37,960.00
France	CFAO PROCUREMENT SERVICE	Motor Vehicles and Parts - LTA UN Webbuy	37,240.00
France	CFAO PROCUREMENT SERVICE	Motor Vehicles and Parts - LTA UN Webbuy	36,300.00
France	ID VET Sarl	Influenza	34,588.31
France	JA DELMAS EXPORT	Mining Construction Machinery	165,500.00
France	SOSEA	Agricultural machinery, parts and accessories thereof	621,497.66
Gambia	Ministry of Trade, Industry and EMPL	Input/Output Units for EDP	80,600.00
Germany	BOSS PRO-TEC GmbH	Agricultural Machinery	177,823.53
Germany	F. Unduetsch GmbH	Laboratory consumables	155,656.10
Germany	Karl Storz GmbH & Co. KG	LABORATORY EQUIPMENT	5,332,230.71
Germany	Karl Storz GmbH & Co. KG	LABORATORY EQUIPMENT	4,681,135.34
Germany	Karl Storz GmbH & Co. KG	LABORATORY EQUIPMENT	293,411.19
Germany	MOTOROLA LTD	AUDIO VISUAL EQUIPMENT, PARTS AND ACCESSORIES	63,566.43
Germany	Nowar security equipment GmbH	Riot helmets	141,804.32
Germany	Nowar security equipment GmbH	SECURITY AND SAFETY EQUIPMENT	52,095.00
Germany	Project Support Vehicles GmbH & Co. KG	Armoured 4x4 motor vehicles - LTA UN WebBuy	3,552,281.13
Guatemala	ALMAR DIAGNOSTICA, S.A.	Medical / Surgical; other	38,175.88
Guatemala	BIO-NUCLEAR DE GUATEMALA, S.A.	Medical / Surgical; other	36,159.60
Guatemala	COMPANIA DE EQUIPO MEDICO HOSPITALARIO	Medical / Surgical; other	297,366.07
Guatemala	DENTECO, S.A.	Medical / Surgical; other	30,695.58
Guatemala	EQUIPOS MEDICOS Y COMPAÑIA LIMITADA	Medical / Surgical; other	38,297.11

Major Orders for Goods by Agency during 2010 (Orders of \$30,000 or more)

AGENCY			PO value
Location of supplier	Name of supplier	Description of goods (equipment)	USD
UNOPS Continued			
Guatemala	EXCEL MOTORS, S.A.	Motor Vehicles and Parts	40,729.17
Guatemala	INNOVACIONES MEDICAS	Medical / Surgical; other	124,335.04
Guatemala	MEDICORP	Medical / Surgical; other	493,998.17
Guatemala	MUEBLES Y DISEÑOS INDUSTRIALES	Furniture	35,591.82
Guatemala	OXI-RENT, S.A.	Medical / Surgical; other	315,403.46
Guatemala	SEGA, S.A.	Software; Computer	38,296.22
Guatemala	T.A.G., S.A.	Medical / Surgical; other	269,031.65
Guinea	CFAO MOTORS-GUINEE S.A.R.L	Motor Vehicles and Parts	82,000.00
Guinea	VDC TELECOM	Intercoms, wireless	67,209.00
Guinea-Bissau	Grupo Beto Pinto Pereira	Contracts	95,969.71
Haiti	Acierie D'Haiti S.A.	Wood; Timber	30,818.10
Haiti	Espoir en Dieu	Cements	37,791.19
Haiti	ETRECO	Tools posts	39,500.00
Haiti	HAYTIAN TRACTOR & EQUIPMENT CO	Generators	185,350.00
Haiti	HAYTIAN TRACTOR & EQUIPMENT CO	Road rollers	54,424.00
Haiti	INTERLINK PROCUREMENT SERVICES	Sheets of zinc	147,290.00
Haiti	le Flamengo Import Export S.A	Plywood	35,416.00
Haiti	PROTECH	Generators	44,706.00
Haiti	Rentco	Trucks	66,000.00
India	AUROCHEM LABORATORIES (INDIA) PVT. LTD.	Antibacterial, other, oral solids	247,369.43
India	Bharat Parenterals Ltd	Antibacterial, other, oral solids	259,642.45
India	Bharat Parenterals Ltd	Streptomycin	258,829.58
India	Bharat Parenterals Ltd	Streptomycin	238,919.61
India	Deepak Enterprises	LABORATORY EQUIPMENT	33,660.81
India	Healthy Life Pharma Pvt. Ltd.	Pharmaceuticals	54,885.49
India	Hindustan Laboratories	Antibacterial, other, oral solids	564,705.97
India	Hindustan Laboratories	Antibacterial, other, oral solids	266,982.63
India	Hindustan Laboratories	Kits, medical	43,097.21
India	HINDUSTAN LATEX LIMITED	Blood bag and CPDA	184,791.61
India	HINDUSTAN SYRINGES & MEDICAL DEVICES LTD	Medical consumables	156,780.00
India	HOSPIMAX	LABORATORY EQUIPMENT	929,899.54
India	INBIOS INDIA	Allergy and diagnostic kits	634,276.53
India	Inverness Medical India Pvt. Ltd.	HIV test kits	109,018.34
India	JCBL LIMITED	Vans	8,291,084.82
India	Lupin Limited	Antituberculosis drugs	1,438,005.20
India	Lupin Limited	Antituberculosis drugs	1,327,389.42
India	M/s Toshbro Medicals Pvt. Ltd.	LABORATORY EQUIPMENT	516,452.28
India	M/s Toshbro Medicals Pvt. Ltd.	LABORATORY EQUIPMENT	101,891.89
India	M/s. Medico Remedies Pvt. Ltd.	Antibacterial, other, oral solids	535,477.89
India	Macleods Pharmaceuticals Ltd.	Antituberculosis drugs	267,266.39
India	MANCHANDA MEDICOS	Syringes, hypodermic, medical	576,087.97
India	Medicamen Biotech Ltd.	Antimalarial drugs	492,487.66
India	Medicamen Biotech Ltd.	Antimalarial drugs	400,004.98
India	Parenteral Drugs (India) Ltd	Pharmaceuticals	3,350,023.90
India	Parenteral Drugs (India) Ltd	Pharmaceuticals	2,892,422.77
India	Parenteral Drugs (India) Ltd	Pharmaceuticals	2,741,936.80
India	PHARMIMAX INDIA	Vitamins and minerals, oral solids	304,866.22
India	Piramal Healthcare Limited	Pharmaceuticals	175,868.35
India	Qualpro Diagnostics	HIV test kits	134,406.17
India	Remi Elektrotechnik Limited	LABORATORY EQUIPMENT, SPECIAL PURPOSE, OTHER	1,999,889.99
India	Remi Elektrotechnik Limited	LABORATORY EQUIPMENT, SPECIAL PURPOSE, OTHER	39,726.03
India	Roche Diagnostics India Pvt. Ltd.	Vaccines and sera	129,945.21
India	Sarvatra Technical Consultants (Pvt.) Lt	Machinery; Special Purpose	91,500.00
India	Schiller Healthcare India Pvt. Ltd.	LABORATORY EQUIPMENT	149,520.82
India	SISCO MEDICALS DEVICE PRIVATE LIMITED	Syringes, hypodermic, medical	192,887.31
India	Span Diagnostics Ltd	Allergy and diagnostic kits	1,512,430.66
India	Span Diagnostics Ltd	Allergy and diagnostic kits	881,242.88
India	Span Diagnostics Ltd	Allergy and diagnostic kits	48,530.26
India	Strides Arcolab Limited	Antituberculosis drugs	3,521,398.21
India	Strides Arcolab Limited	Antituberculosis drugs	3,313,102.29
India	Surgicoin Medequip Pvt. Ltd	LABORATORY EQUIPMENT	64,173.91
India	SYSTEM PLUS	LABORATORY EQUIPMENT	37,481.19
India	Tata Motors Limited	Automobiles, utility vehicles	1,162,961.08
India	TERUMO PENPOL Limited	LABORATORY EQUIPMENT, SPECIAL PURPOSE, OTHER	608,910.89
India	Thakral Computers Pvt Ltd	Computers, laptop/notebook	64,785.00
India	Thermolab Scientific Equipments P. Ltd.	LABORATORY EQUIPMENT	67,766.78
India	Toyop Relief (Pvt) Ltd	Cements	30,313.38
India	Transasia Bio- Medicals Ltd.	LABORATORY EQUIPMENT, SPECIAL PURPOSE, OTHER	176,037.19
India	TUV SUD SOUTH ASIA PVT LTD	Bed nets, impregnated	41,650.00
India	UNICURE (INDIA) PVT. LTD.	LABORATORY EQUIPMENT	887,329.62
India	UNICURE (INDIA) PVT. LTD.	Vitamins and minerals, oral solids	615,899.20
India	Vital Healthcare Pvt. Ltd.	Pharmaceuticals	355,208.81
India	Vital Healthcare Pvt. Ltd.	Pharmaceuticals	282,354.89
India	VIVEK PHARMACHEM (INDIA) LTD.	Vitamins and minerals, oral solids	612,894.81
India	West Coast Pharmaceutical Works Limited	Antibacterial, other, oral solids	171,011.48
India	ZEST PHARMA	Antibacterial, other, oral solids	581,773.95
India	ZEST PHARMA	Antibacterial, other, oral solids	567,251.50
India	ZIM LABORATORIES LTD.	Vitamins and minerals, oral solids	50,222.14
Ireland	MICROSOFT LICENSING LTD	PC software, general	235,577.39
Israel	JDECO	Electric transformers, static converters and inductors, part	42,998.06
Israel	Ofer Motor Company LTD	Helmets, motorcycle	127,348.76
Israel	Ofer Motor Company LTD	Scooters	276,178.51
Israel	Yail DCS Ltd	Gloves, surgical, plastic, disposable	49,243.53
Italy	AGMIN ITALY S.r.l.	Cements	90,215.51
Italy	AGMIN ITALY S.r.l.	Cements	90,215.51
Italy	BRUNO SRL	Generators	76,543.84
Italy	CISA S.p.A.	MEDICAL AND SURGICAL EQUIPMENT, OTHER	238,703.74
Italy	CISA S.p.A.	MEDICAL AND SURGICAL EQUIPMENT, OTHER	152,053.81
Italy	CISA S.p.A.	MEDICAL AND SURGICAL EQUIPMENT, OTHER	56,799.81
Italy	COELMO SRL	Generators, water cooled	82,926.44
Italy	COM INT SPA	Truck, cargo, heavy	547,088.83
Italy	COM INT SPA	Truck, cargo, heavy	319,047.62
Italy	COM INT SPA	Truck, cargo, heavy	117,938.42
Italy	COM INT SPA	Truck, cargo, heavy	86,897.55
Italy	VENEFIR S.N.C	FURNITURE	67,724.49
Italy	VENEFIR S.N.C	FURNITURE	65,987.08
Italy	VENEFIR S.N.C	FURNITURE	51,826.24
Italy	VENEFIR S.N.C	FURNITURE	51,751.04
Japan	Ebara Corporation	Water treatment plant	43,074.94
Japan	J. GERBER AND CO. (JAPAN) LTD	Motorcycles - LTA UN Webbuy	2,822,908.00
Japan	J. GERBER AND CO. (JAPAN) LTD	Motorcycles - LTA UN Webbuy	637,229.47
Japan	J. GERBER AND CO. (JAPAN) LTD	Motorcycles - LTA UN Webbuy	417,395.87
Japan	J. GERBER AND CO. (JAPAN) LTD	Motorcycles - LTA UN Webbuy	321,712.32
Japan	J. GERBER AND CO. (JAPAN) LTD	Motorcycles - LTA UN Webbuy	198,881.91
Japan	J. GERBER AND CO. (JAPAN) LTD	Motorcycles - LTA UN Webbuy	198,588.08
Japan	J. GERBER AND CO. (JAPAN) LTD	Motorcycles - LTA UN Webbuy	161,688.05
Japan	J. GERBER AND CO. (JAPAN) LTD	Motorcycles - LTA UN Webbuy	148,570.01
Japan	J. GERBER AND CO. (JAPAN) LTD	Motorcycles - LTA UN Webbuy	96,182.22
Japan	J. GERBER AND CO. (JAPAN) LTD	Motorcycles - LTA UN Webbuy	87,565.57
Japan	J. GERBER AND CO. (JAPAN) LTD	Motorcycles - LTA UN Webbuy	50,290.83
Japan	J. GERBER AND CO. (JAPAN) LTD	Motorcycles - LTA UN Webbuy	43,215.56
Japan	J. GERBER AND CO. (JAPAN) LTD	Motorcycles - LTA UN Webbuy	41,644.25
Japan	J. GERBER AND CO. (JAPAN) LTD	Motorcycles - LTA UN Webbuy	40,778.96
Japan	J. GERBER AND CO. (JAPAN) LTD	Motorcycles - LTA UN Webbuy	39,244.97
Japan	J. GERBER AND CO. (JAPAN) LTD	Motorcycles - LTA UN Webbuy	36,902.94
Japan	J. GERBER AND CO. (JAPAN) LTD	Motorcycles - LTA UN Webbuy	35,742.48
Japan	J. GERBER AND CO. (JAPAN) LTD	Motorcycles - LTA UN Webbuy	35,525.69
Japan	J. GERBER AND CO. (JAPAN) LTD	Motorcycles - LTA UN Webbuy	32,791.74
Japan	J. GERBER AND CO. (JAPAN) LTD	Motorcycles - LTA UN Webbuy	32,567.48
Japan	J. GERBER AND CO. (JAPAN) LTD	Motorcycles - LTA UN Webbuy	31,384.62
Japan	NISSAN TRADING Co., LTD.	Ambulances	689,098.78

Major Orders for Goods by Agency during 2010 (Orders of \$30,000 or more)

AGENCY			PO value
Location of supplier	Name of supplier	Description of goods (equipment)	USD
UNOPS Continued			
Japan	NISSAN TRADING Co.,LTD.	Motor Vehicles and Parts - LTA UN WebBuy	387,284.16
Japan	NISSAN TRADING Co.,LTD.	Motor Vehicles and Parts - LTA UN WebBuy	382,697.58
Japan	NISSAN TRADING Co.,LTD.	Motor Vehicles and Parts - LTA UN WebBuy	163,166.39
Japan	NISSAN TRADING Co.,LTD.	Motor Vehicles and Parts - LTA UN WebBuy	120,340.24
Japan	NISSAN TRADING Co.,LTD.	Motor Vehicles and Parts - LTA UN WebBuy	119,931.00
Japan	NISSAN TRADING Co.,LTD.	Motor Vehicles and Parts - LTA UN WebBuy	113,697.78
Japan	NISSAN TRADING Co.,LTD.	Motor Vehicles and Parts - LTA UN WebBuy	84,500.00
Japan	NISSAN TRADING Co.,LTD.	Motor Vehicles and Parts - LTA UN WebBuy	82,237.14
Japan	NISSAN TRADING Co.,LTD.	Motor Vehicles and Parts - LTA UN WebBuy	69,338.93
Japan	NISSAN TRADING Co.,LTD.	Motor Vehicles and Parts - LTA UN WebBuy	67,704.70
Japan	NISSAN TRADING Co.,LTD.	Motor Vehicles and Parts - LTA UN WebBuy	65,954.88
Japan	NISSAN TRADING Co.,LTD.	Motor Vehicles and Parts - LTA UN WebBuy	61,705.06
Japan	NISSAN TRADING Co.,LTD.	Motor Vehicles and Parts - LTA UN WebBuy	48,350.08
Japan	NISSAN TRADING Co.,LTD.	Motor Vehicles and Parts - LTA UN WebBuy	47,211.94
Japan	NISSAN TRADING Co.,LTD.	Motor Vehicles and Parts - LTA UN WebBuy	38,433.20
Japan	NISSAN TRADING Co.,LTD.	Motor Vehicles and Parts - LTA UN WebBuy	36,472.84
Japan	NISSAN TRADING Co.,LTD.	Motor Vehicles and Parts - LTA UN WebBuy	33,904.00
Japan	NISSAN TRADING Co.,LTD.	Motor Vehicles and Parts - LTA UN WebBuy	33,904.00
Japan	NISSAN TRADING Co.,LTD.	Motor Vehicles and Parts - LTA UN WebBuy	33,788.96
Japan	NISSAN TRADING Co.,LTD.	Motor Vehicles and Parts - LTA UN WebBuy	32,297.73
Japan	NISSAN TRADING Co.,LTD.	Motor Vehicles and Parts - LTA UN WebBuy	32,291.77
Japan	NISSAN TRADING Co.,LTD.	Motor vehicles, passenger - LTA UN WebBuy	131,553.80
Japan	NISSAN TRADING Co.,LTD.	Motor vehicles, passenger - LTA UN WebBuy	118,693.90
Japan	NISSAN TRADING Co.,LTD.	Station wagons, 4WD, diesel driven - LTA UN WebBuy	119,931.00
Japan	TOYOTA MOTOR CORPORATION (JAPAN)	Buses, 2WD, diesel driven - LTA UN WebBuy	48,603.40
Japan	TOYOTA MOTOR CORPORATION (JAPAN)	Minibuses, 2WD, diesel driven - LTA UN WebBuy	70,458.35
Japan	TOYOTA MOTOR CORPORATION (JAPAN)	Motor Vehicles and Parts - LTA UN WebBuy	782,486.72
Japan	TOYOTA MOTOR CORPORATION (JAPAN)	Motor Vehicles and Parts - LTA UN WebBuy	588,993.54
Japan	TOYOTA MOTOR CORPORATION (JAPAN)	Motor Vehicles and Parts - LTA UN WebBuy	467,616.64
Japan	TOYOTA MOTOR CORPORATION (JAPAN)	Motor Vehicles and Parts - LTA UN WebBuy	426,059.60
Japan	TOYOTA MOTOR CORPORATION (JAPAN)	Motor Vehicles and Parts - LTA UN WebBuy	377,566.02
Japan	TOYOTA MOTOR CORPORATION (JAPAN)	Motor Vehicles and Parts - LTA UN WebBuy	331,028.89
Japan	TOYOTA MOTOR CORPORATION (JAPAN)	Motor Vehicles and Parts - LTA UN WebBuy	320,212.17
Japan	TOYOTA MOTOR CORPORATION (JAPAN)	Motor Vehicles and Parts - LTA UN WebBuy	304,884.07
Japan	TOYOTA MOTOR CORPORATION (JAPAN)	Motor Vehicles and Parts - LTA UN WebBuy	293,398.02
Japan	TOYOTA MOTOR CORPORATION (JAPAN)	Motor Vehicles and Parts - LTA UN WebBuy	291,445.86
Japan	TOYOTA MOTOR CORPORATION (JAPAN)	Motor Vehicles and Parts - LTA UN WebBuy	291,045.86
Japan	TOYOTA MOTOR CORPORATION (JAPAN)	Motor Vehicles and Parts - LTA UN WebBuy	278,214.77
Japan	TOYOTA MOTOR CORPORATION (JAPAN)	Motor Vehicles and Parts - LTA UN WebBuy	277,172.79
Japan	TOYOTA MOTOR CORPORATION (JAPAN)	Motor Vehicles and Parts - LTA UN WebBuy	274,250.56
Japan	TOYOTA MOTOR CORPORATION (JAPAN)	Motor Vehicles and Parts - LTA UN WebBuy	273,898.76
Japan	TOYOTA MOTOR CORPORATION (JAPAN)	Motor Vehicles and Parts - LTA UN WebBuy	272,544.10
Japan	TOYOTA MOTOR CORPORATION (JAPAN)	Motor Vehicles and Parts - LTA UN WebBuy	266,894.51
Japan	TOYOTA MOTOR CORPORATION (JAPAN)	Motor Vehicles and Parts - LTA UN WebBuy	228,478.79
Japan	TOYOTA MOTOR CORPORATION (JAPAN)	Motor Vehicles and Parts - LTA UN WebBuy	212,310.55
Japan	TOYOTA MOTOR CORPORATION (JAPAN)	Motor Vehicles and Parts - LTA UN WebBuy	208,557.80
Japan	TOYOTA MOTOR CORPORATION (JAPAN)	Motor Vehicles and Parts - LTA UN WebBuy	201,090.82
Japan	TOYOTA MOTOR CORPORATION (JAPAN)	Motor Vehicles and Parts - LTA UN WebBuy	183,019.92
Japan	TOYOTA MOTOR CORPORATION (JAPAN)	Motor Vehicles and Parts - LTA UN WebBuy	173,385.55
Japan	TOYOTA MOTOR CORPORATION (JAPAN)	Motor Vehicles and Parts - LTA UN WebBuy	161,650.69
Japan	TOYOTA MOTOR CORPORATION (JAPAN)	Motor Vehicles and Parts - LTA UN WebBuy	142,620.28
Japan	TOYOTA MOTOR CORPORATION (JAPAN)	Motor Vehicles and Parts - LTA UN WebBuy	138,744.01
Japan	TOYOTA MOTOR CORPORATION (JAPAN)	Motor Vehicles and Parts - LTA UN WebBuy	133,998.88
Japan	TOYOTA MOTOR CORPORATION (JAPAN)	Motor Vehicles and Parts - LTA UN WebBuy	124,797.93
Japan	TOYOTA MOTOR CORPORATION (JAPAN)	Motor Vehicles and Parts - LTA UN WebBuy	121,184.85
Japan	TOYOTA MOTOR CORPORATION (JAPAN)	Motor Vehicles and Parts - LTA UN WebBuy	120,469.80
Japan	TOYOTA MOTOR CORPORATION (JAPAN)	Motor Vehicles and Parts - LTA UN WebBuy	103,522.59
Japan	TOYOTA MOTOR CORPORATION (JAPAN)	Motor Vehicles and Parts - LTA UN WebBuy	92,948.40
Japan	TOYOTA MOTOR CORPORATION (JAPAN)	Motor Vehicles and Parts - LTA UN WebBuy	92,829.31
Japan	TOYOTA MOTOR CORPORATION (JAPAN)	Motor Vehicles and Parts - LTA UN WebBuy	88,802.64
Japan	TOYOTA MOTOR CORPORATION (JAPAN)	Motor Vehicles and Parts - LTA UN WebBuy	88,147.65
Japan	TOYOTA MOTOR CORPORATION (JAPAN)	Motor Vehicles and Parts - LTA UN WebBuy	87,066.70
Japan	TOYOTA MOTOR CORPORATION (JAPAN)	Motor Vehicles and Parts - LTA UN WebBuy	75,604.34
Japan	TOYOTA MOTOR CORPORATION (JAPAN)	Motor Vehicles and Parts - LTA UN WebBuy	66,805.62
Japan	TOYOTA MOTOR CORPORATION (JAPAN)	Motor Vehicles and Parts - LTA UN WebBuy	65,343.06
Japan	TOYOTA MOTOR CORPORATION (JAPAN)	Motor Vehicles and Parts - LTA UN WebBuy	63,901.29
Japan	TOYOTA MOTOR CORPORATION (JAPAN)	Motor Vehicles and Parts - LTA UN WebBuy	63,119.39
Japan	TOYOTA MOTOR CORPORATION (JAPAN)	Motor Vehicles and Parts - LTA UN WebBuy	60,325.40
Japan	TOYOTA MOTOR CORPORATION (JAPAN)	Motor Vehicles and Parts - LTA UN WebBuy	60,316.25
Japan	TOYOTA MOTOR CORPORATION (JAPAN)	Motor Vehicles and Parts - LTA UN WebBuy	58,407.85
Japan	TOYOTA MOTOR CORPORATION (JAPAN)	Motor Vehicles and Parts - LTA UN WebBuy	58,072.26
Japan	TOYOTA MOTOR CORPORATION (JAPAN)	Motor Vehicles and Parts - LTA UN WebBuy	57,906.89
Japan	TOYOTA MOTOR CORPORATION (JAPAN)	Motor Vehicles and Parts - LTA UN WebBuy	57,243.66
Japan	TOYOTA MOTOR CORPORATION (JAPAN)	Motor Vehicles and Parts - LTA UN WebBuy	57,210.50
Japan	TOYOTA MOTOR CORPORATION (JAPAN)	Motor Vehicles and Parts - LTA UN WebBuy	55,088.89
Japan	TOYOTA MOTOR CORPORATION (JAPAN)	Motor Vehicles and Parts - LTA UN WebBuy	54,489.09
Japan	TOYOTA MOTOR CORPORATION (JAPAN)	Motor Vehicles and Parts - LTA UN WebBuy	53,168.78
Japan	TOYOTA MOTOR CORPORATION (JAPAN)	Motor Vehicles and Parts - LTA UN WebBuy	52,601.11
Japan	TOYOTA MOTOR CORPORATION (JAPAN)	Motor Vehicles and Parts - LTA UN WebBuy	51,671.90
Japan	TOYOTA MOTOR CORPORATION (JAPAN)	Motor Vehicles and Parts - LTA UN WebBuy	51,598.42
Japan	TOYOTA MOTOR CORPORATION (JAPAN)	Motor Vehicles and Parts - LTA UN WebBuy	50,436.61
Japan	TOYOTA MOTOR CORPORATION (JAPAN)	Motor Vehicles and Parts - LTA UN WebBuy	50,282.22
Japan	TOYOTA MOTOR CORPORATION (JAPAN)	Motor Vehicles and Parts - LTA UN WebBuy	50,282.22
Japan	TOYOTA MOTOR CORPORATION (JAPAN)	Motor Vehicles and Parts - LTA UN WebBuy	48,935.62
Japan	TOYOTA MOTOR CORPORATION (JAPAN)	Motor Vehicles and Parts - LTA UN WebBuy	48,855.34
Japan	TOYOTA MOTOR CORPORATION (JAPAN)	Motor Vehicles and Parts - LTA UN WebBuy	48,795.61
Japan	TOYOTA MOTOR CORPORATION (JAPAN)	Motor Vehicles and Parts - LTA UN WebBuy	48,563.15
Japan	TOYOTA MOTOR CORPORATION (JAPAN)	Motor Vehicles and Parts - LTA UN WebBuy	48,266.36
Japan	TOYOTA MOTOR CORPORATION (JAPAN)	Motor Vehicles and Parts - LTA UN WebBuy	47,899.83
Japan	TOYOTA MOTOR CORPORATION (JAPAN)	Motor Vehicles and Parts - LTA UN WebBuy	47,819.10
Japan	TOYOTA MOTOR CORPORATION (JAPAN)	Motor Vehicles and Parts - LTA UN WebBuy	47,328.47
Japan	TOYOTA MOTOR CORPORATION (JAPAN)	Motor Vehicles and Parts - LTA UN WebBuy	47,287.93
Japan	TOYOTA MOTOR CORPORATION (JAPAN)	Motor Vehicles and Parts - LTA UN WebBuy	46,863.96
Japan	TOYOTA MOTOR CORPORATION (JAPAN)	Motor Vehicles and Parts - LTA UN WebBuy	46,312.46
Japan	TOYOTA MOTOR CORPORATION (JAPAN)	Motor Vehicles and Parts - LTA UN WebBuy	45,932.22
Japan	TOYOTA MOTOR CORPORATION (JAPAN)	Motor Vehicles and Parts - LTA UN WebBuy	45,808.27
Japan	TOYOTA MOTOR CORPORATION (JAPAN)	Motor Vehicles and Parts - LTA UN WebBuy	45,696.07
Japan	TOYOTA MOTOR CORPORATION (JAPAN)	Motor Vehicles and Parts - LTA UN WebBuy	44,527.60
Japan	TOYOTA MOTOR CORPORATION (JAPAN)	Motor Vehicles and Parts - LTA UN WebBuy	44,344.78
Japan	TOYOTA MOTOR CORPORATION (JAPAN)	Motor Vehicles and Parts - LTA UN WebBuy	44,194.72
Japan	TOYOTA MOTOR CORPORATION (JAPAN)	Motor Vehicles and Parts - LTA UN WebBuy	43,948.89
Japan	TOYOTA MOTOR CORPORATION (JAPAN)	Motor Vehicles and Parts - LTA UN WebBuy	43,948.89
Japan	TOYOTA MOTOR CORPORATION (JAPAN)	Motor Vehicles and Parts - LTA UN WebBuy	43,891.94
Japan	TOYOTA MOTOR CORPORATION (JAPAN)	Motor Vehicles and Parts - LTA UN WebBuy	43,524.61
Japan	TOYOTA MOTOR CORPORATION (JAPAN)	Motor Vehicles and Parts - LTA UN WebBuy	43,356.67
Japan	TOYOTA MOTOR CORPORATION (JAPAN)	Motor Vehicles and Parts - LTA UN WebBuy	42,884.96
Japan	TOYOTA MOTOR CORPORATION (JAPAN)	Motor Vehicles and Parts - LTA UN WebBuy	42,884.96
Japan	TOYOTA MOTOR CORPORATION (JAPAN)	Motor Vehicles and Parts - LTA UN WebBuy	42,665.55
Japan	TOYOTA MOTOR CORPORATION (JAPAN)	Motor Vehicles and Parts - LTA UN WebBuy	41,872.48
Japan	TOYOTA MOTOR CORPORATION (JAPAN)	Motor Vehicles and Parts - LTA UN WebBuy	41,610.00
Japan	TOYOTA MOTOR CORPORATION (JAPAN)	Motor Vehicles and Parts - LTA UN WebBuy	41,416.67
Japan	TOYOTA MOTOR CORPORATION (JAPAN)	Motor Vehicles and Parts - LTA UN WebBuy	41,341.11
Japan	TOYOTA MOTOR CORPORATION (JAPAN)	Motor Vehicles and Parts - LTA UN WebBuy	40,900.00
Japan	TOYOTA MOTOR CORPORATION (JAPAN)	Motor Vehicles and Parts - LTA UN WebBuy	40,806.05
Japan	TOYOTA MOTOR CORPORATION (JAPAN)	Motor Vehicles and Parts - LTA UN WebBuy	40,007.53
Japan	TOYOTA MOTOR CORPORATION (JAPAN)	Motor Vehicles and Parts - LTA UN WebBuy	39,694.29
Japan	TOYOTA MOTOR CORPORATION (JAPAN)	Motor Vehicles and Parts - LTA UN WebBuy	39,565.00
Japan	TOYOTA MOTOR CORPORATION (JAPAN)	Motor Vehicles and Parts - LTA UN WebBuy	39,134.09
Japan	TOYOTA MOTOR CORPORATION (JAPAN)	Motor Vehicles and Parts - LTA UN WebBuy	38,607.38
Japan	TOYOTA MOTOR CORPORATION (JAPAN)	Motor Vehicles and Parts - LTA UN WebBuy	38,263.90
Japan	TOYOTA MOTOR CORPORATION (JAPAN)	Motor Vehicles and Parts - LTA UN WebBuy	37,219.24

Major Orders for Goods by Agency during 2010 (Orders of \$30,000 or more)

AGENCY			PO value
Location of supplier	Name of supplier	Description of goods (equipment)	USD
UNOPS Continued			
Japan	TOYOTA MOTOR CORPORATION (JAPAN)	Motor Vehicles and Parts - LTA UN WebBuy	37,183.40
Japan	TOYOTA MOTOR CORPORATION (JAPAN)	Motor Vehicles and Parts - LTA UN WebBuy	36,835.81
Japan	TOYOTA MOTOR CORPORATION (JAPAN)	Motor Vehicles and Parts - LTA UN WebBuy	36,593.47
Japan	TOYOTA MOTOR CORPORATION (JAPAN)	Motor Vehicles and Parts - LTA UN WebBuy	35,746.15
Japan	TOYOTA MOTOR CORPORATION (JAPAN)	Motor Vehicles and Parts - LTA UN WebBuy	35,551.13
Japan	TOYOTA MOTOR CORPORATION (JAPAN)	Motor Vehicles and Parts - LTA UN WebBuy	35,151.48
Japan	TOYOTA MOTOR CORPORATION (JAPAN)	Motor Vehicles and Parts - LTA UN WebBuy	34,413.32
Japan	TOYOTA MOTOR CORPORATION (JAPAN)	Motor Vehicles and Parts - LTA UN WebBuy	34,082.36
Japan	TOYOTA MOTOR CORPORATION (JAPAN)	Motor Vehicles and Parts - LTA UN WebBuy	33,917.05
Japan	TOYOTA MOTOR CORPORATION (JAPAN)	Motor Vehicles and Parts - LTA UN WebBuy	33,896.96
Japan	TOYOTA MOTOR CORPORATION (JAPAN)	Motor Vehicles and Parts - LTA UN WebBuy	33,691.79
Japan	TOYOTA MOTOR CORPORATION (JAPAN)	Motor Vehicles and Parts - LTA UN WebBuy	33,670.00
Japan	TOYOTA MOTOR CORPORATION (JAPAN)	Motor Vehicles and Parts - LTA UN WebBuy	33,668.09
Japan	TOYOTA MOTOR CORPORATION (JAPAN)	Motor Vehicles and Parts - LTA UN WebBuy	33,414.81
Japan	TOYOTA MOTOR CORPORATION (JAPAN)	Motor Vehicles and Parts - LTA UN WebBuy	33,363.53
Japan	TOYOTA MOTOR CORPORATION (JAPAN)	Motor Vehicles and Parts - LTA UN WebBuy	33,283.35
Japan	TOYOTA MOTOR CORPORATION (JAPAN)	Motor Vehicles and Parts - LTA UN WebBuy	33,143.81
Japan	TOYOTA MOTOR CORPORATION (JAPAN)	Motor Vehicles and Parts - LTA UN WebBuy	33,110.21
Japan	TOYOTA MOTOR CORPORATION (JAPAN)	Motor Vehicles and Parts - LTA UN WebBuy	33,110.21
Japan	TOYOTA MOTOR CORPORATION (JAPAN)	Motor Vehicles and Parts - LTA UN WebBuy	32,948.40
Japan	TOYOTA MOTOR CORPORATION (JAPAN)	Motor Vehicles and Parts - LTA UN WebBuy	32,705.84
Japan	TOYOTA MOTOR CORPORATION (JAPAN)	Motor Vehicles and Parts - LTA UN WebBuy	32,506.50
Japan	TOYOTA MOTOR CORPORATION (JAPAN)	Motor Vehicles and Parts - LTA UN WebBuy	32,422.45
Japan	TOYOTA MOTOR CORPORATION (JAPAN)	Motor Vehicles and Parts - LTA UN WebBuy	32,193.07
Japan	TOYOTA MOTOR CORPORATION (JAPAN)	Motor Vehicles and Parts - LTA UN WebBuy	32,056.78
Japan	TOYOTA MOTOR CORPORATION (JAPAN)	Motor Vehicles and Parts - LTA UN WebBuy	32,040.55
Japan	TOYOTA MOTOR CORPORATION (JAPAN)	Motor Vehicles and Parts - LTA UN WebBuy	31,982.78
Japan	TOYOTA MOTOR CORPORATION (JAPAN)	Motor Vehicles and Parts - LTA UN WebBuy	31,978.29
Japan	TOYOTA MOTOR CORPORATION (JAPAN)	Motor Vehicles and Parts - LTA UN WebBuy	31,937.65
Japan	TOYOTA MOTOR CORPORATION (JAPAN)	Motor Vehicles and Parts - LTA UN WebBuy	31,864.82
Japan	TOYOTA MOTOR CORPORATION (JAPAN)	Motor Vehicles and Parts - LTA UN WebBuy	31,805.17
Japan	TOYOTA MOTOR CORPORATION (JAPAN)	Motor Vehicles and Parts - LTA UN WebBuy	31,589.49
Japan	TOYOTA MOTOR CORPORATION (JAPAN)	Motor Vehicles and Parts - LTA UN WebBuy	31,456.59
Japan	TOYOTA MOTOR CORPORATION (JAPAN)	Motor Vehicles and Parts - LTA UN WebBuy	31,441.79
Japan	TOYOTA MOTOR CORPORATION (JAPAN)	Motor Vehicles and Parts - LTA UN WebBuy	31,407.59
Japan	TOYOTA MOTOR CORPORATION (JAPAN)	Motor Vehicles and Parts - LTA UN WebBuy	31,385.89
Japan	TOYOTA MOTOR CORPORATION (JAPAN)	Motor Vehicles and Parts - LTA UN WebBuy	31,218.25
Japan	TOYOTA MOTOR CORPORATION (JAPAN)	Motor Vehicles and Parts - LTA UN WebBuy	31,187.92
Japan	TOYOTA MOTOR CORPORATION (JAPAN)	Motor Vehicles and Parts - LTA UN WebBuy	31,081.65
Japan	TOYOTA MOTOR CORPORATION (JAPAN)	Motor Vehicles and Parts - LTA UN WebBuy	31,016.65
Japan	TOYOTA MOTOR CORPORATION (JAPAN)	Motor Vehicles and Parts - LTA UN WebBuy	30,863.29
Japan	TOYOTA MOTOR CORPORATION (JAPAN)	Motor Vehicles and Parts - LTA UN WebBuy	30,841.88
Japan	TOYOTA MOTOR CORPORATION (JAPAN)	Motor Vehicles and Parts - LTA UN WebBuy	30,768.69
Japan	TOYOTA MOTOR CORPORATION (JAPAN)	Motor Vehicles and Parts - LTA UN WebBuy	30,746.27
Japan	TOYOTA MOTOR CORPORATION (JAPAN)	Motor Vehicles and Parts - LTA UN WebBuy	30,629.49
Japan	TOYOTA MOTOR CORPORATION (JAPAN)	Motor Vehicles and Parts - LTA UN WebBuy	30,264.49
Japan	TOYOTA MOTOR CORPORATION (JAPAN)	Motor Vehicles and Parts - LTA UN WebBuy	30,121.92
Japan	TOYOTA MOTOR CORPORATION (JAPAN)	Motor Vehicles and Parts - LTA UN WebBuy	30,064.94
Japan	TOYOTA MOTOR CORPORATION (JAPAN)	Motor Vehicles and Parts - LTA UN WebBuy	30,023.56
Japan	TOYOTA MOTOR CORPORATION (JAPAN)	Motor vehicles, passenger - LTA UN WebBuy	333,832.39
Japan	TOYOTA MOTOR CORPORATION (JAPAN)	Motor vehicles, passenger - LTA UN WebBuy	130,585.70
Japan	TOYOTA MOTOR CORPORATION (JAPAN)	Motor vehicles, passenger - LTA UN WebBuy	34,953.37
Japan	TOYOTA MOTOR CORPORATION (JAPAN)	Station wagons, 4WD, diesel driven - LTA UN WebBuy	293,652.05
Japan	TOYOTA MOTOR CORPORATION (JAPAN)	Station wagons, 4WD, diesel driven - LTA UN WebBuy	142,034.62
Japan	TOYOTA MOTOR CORPORATION (JAPAN)	Station wagons, 4WD, diesel driven - LTA UN WebBuy	136,768.57
Japan	TOYOTA MOTOR CORPORATION (JAPAN)	Station wagons, 4WD, diesel driven - LTA UN WebBuy	115,149.33
Japan	TOYOTA MOTOR CORPORATION (JAPAN)	Station wagons, 4WD, diesel driven - LTA UN WebBuy	92,375.43
Japan	TOYOTA MOTOR CORPORATION (JAPAN)	Station wagons, 4WD, diesel driven - LTA UN WebBuy	72,337.81
Japan	TOYOTA MOTOR CORPORATION (JAPAN)	Station wagons, 4WD, diesel driven - LTA UN WebBuy	70,169.43
Japan	TOYOTA MOTOR CORPORATION (JAPAN)	Station wagons, 4WD, diesel driven - LTA UN WebBuy	65,941.57
Japan	TOYOTA MOTOR CORPORATION (JAPAN)	Station wagons, 4WD, diesel driven - LTA UN WebBuy	56,658.79
Japan	TOYOTA MOTOR CORPORATION (JAPAN)	Station wagons, 4WD, diesel driven - LTA UN WebBuy	55,347.69
Japan	TOYOTA MOTOR CORPORATION (JAPAN)	Station wagons, 4WD, diesel driven - LTA UN WebBuy	49,263.69
Japan	TOYOTA MOTOR CORPORATION (JAPAN)	Station wagons, 4WD, diesel driven - LTA UN WebBuy	48,513.46
Japan	TOYOTA MOTOR CORPORATION (JAPAN)	Station wagons, 4WD, diesel driven - LTA UN WebBuy	47,830.72
Japan	TOYOTA MOTOR CORPORATION (JAPAN)	Station wagons, 4WD, diesel driven - LTA UN WebBuy	46,187.72
Japan	TOYOTA MOTOR CORPORATION (JAPAN)	Station wagons, 4WD, diesel driven - LTA UN WebBuy	44,727.95
Japan	TOYOTA MOTOR CORPORATION (JAPAN)	Station wagons, 4WD, diesel driven - LTA UN WebBuy	44,415.56
Japan	TOYOTA MOTOR CORPORATION (JAPAN)	Station wagons, 4WD, diesel driven - LTA UN WebBuy	43,418.34
Japan	TOYOTA MOTOR CORPORATION (JAPAN)	Station wagons, 4WD, diesel driven - LTA UN WebBuy	42,106.26
Japan	TOYOTA MOTOR CORPORATION (JAPAN)	Station wagons, 4WD, diesel driven - LTA UN WebBuy	42,080.54
Japan	TOYOTA MOTOR CORPORATION (JAPAN)	Station wagons, 4WD, diesel driven - LTA UN WebBuy	41,802.65
Japan	TOYOTA MOTOR CORPORATION (JAPAN)	Station wagons, 4WD, diesel driven - LTA UN WebBuy	37,940.72
Japan	TOYOTA MOTOR CORPORATION (JAPAN)	Station wagons, 4WD, diesel driven - LTA UN WebBuy	36,629.75
Japan	TOYOTA MOTOR CORPORATION (JAPAN)	Station wagons, 4WD, diesel driven - LTA UN WebBuy	35,597.32
Japan	TOYOTA MOTOR CORPORATION (JAPAN)	Station wagons, 4WD, diesel driven - LTA UN WebBuy	33,015.44
Japan	TOYOTA MOTOR CORPORATION (JAPAN)	Vehicles, all terrain	33,419.10
Jordan	Modern Arabian Business Corporation	Printers, portable, accessories thereof	54,696.00
Jordan	NP Aerospace Jordan	Bullet-proof vests	30,850.00
Jordan	Sukhtian Industrial Trading Company*SIT	X-ray security equipment	49,140.00
Kenya	ASHUT ENGINEERS LIMITED	FURNITURE	91,949.51
Kenya	ASHUT ENGINEERS LIMITED	Furniture, other, parts thereof	94,184.61
Kenya	Captain Andy's Fishing Supply Ltd	Solid hull boats with outboard motor	111,558.60
Kenya	Circuit Business Systems	Processing Units for EDP	125,936.00
Kenya	Crown Solutions limited -	Fire fighting equipment spare parts	49,500.00
Kenya	HARLEY'S LIMITED	Medical equipment	65,675.58
Kenya	MAGOLINK X-PRESS DISTRIBUTORS LTD	Agricultural Machinery	97,808.00
Kenya	RYCE EAST AFRICA LTD	Truck equipped with water sprinkling and flushing tanks	50,800.00
Korea, Republic of	Amerkor Sales and Hanwha Corporation	Motor Vehicles and Parts - LTA UN WebBuy	103,290.00
Korea, Republic of	Amerkor Sales and Hanwha Corporation	Motor Vehicles and Parts - LTA UN WebBuy	86,780.00
Korea, Republic of	Amerkor Sales and Hanwha Corporation	Motor Vehicles and Parts - LTA UN WebBuy	84,375.00
Korea, Republic of	Amerkor Sales and Hanwha Corporation	Motor Vehicles and Parts - LTA UN WebBuy	41,400.00
Korea, Republic of	Amerkor Sales and Hanwha Corporation	Motor Vehicles and Parts - LTA UN WebBuy	39,030.00
Korea, Republic of	Amerkor Sales and Hanwha Corporation	Motor Vehicles and Parts - LTA UN WebBuy	37,065.00
Korea, Republic of	Amerkor Sales and Hanwha Corporation	Motor Vehicles and Parts - LTA UN WebBuy	37,030.00
Korea, Republic of	Amerkor Sales and Hanwha Corporation	Motor vehicles, passenger - LTA UN WebBuy	62,100.00
Korea, Republic of	Amerkor Sales and Hanwha Corporation	Station wagons, 4WD, diesel driven - LTA UN WebBuy	38,600.00
Korea, Republic of	STANDARD DIAGNOSTICS INC	Allergy and diagnostic kits	566,461.96
Korea, Republic of	STANDARD DIAGNOSTICS INC	Allergy and diagnostic kits	190,567.54
Kosovo	Bis Oil Team	Fuel oils,	51,137.30
Kosovo	Elting electronics	Simultaneous translation systems	43,234.22
Lebanon	Mindset sal	Software; Computer	37,000.00
Liberia	AFRICA MOTORS	Vehicles	68,861.00
Liberia	Dixon Group Inc	Medical / Surgical; other	356,056.00
Liberia	H& A CORPORATION	Generators, diesel, parts thereof	65,977.00
Liberia	Integrated Framework NIU	Input/Output Units for EDP	38,550.00
Liberia	Liberia Brick and Tile	Bricks	40,000.00
Liberia	PRESTIGE MOTOR	Motor Vehicles and Parts	30,375.53
Liberia	Sethi Brothers Inc.	Construction materials of plastic; containers of plastic	43,196.75
Mauritius	Regis Holdings Ltd	Motor vehicles, goods transport	84,500.00
Morocco	COMPTOIR AGRICOLE AL FADILA	Agricultural machinery for harvesting	38,100.42
Morocco	STARTECH MAROC	COMPUTERS	82,664.80
Myanmar	KMD COMPANY LIMITED	LAN file servers	44,280.20
Netherlands	Corlido BV	Rescuing apparatus	36,310.16
Netherlands	Dutch Health	Mobile clinics	128,220.88
Netherlands	IMRES BV	Anthelmintics	50,197.91
Netherlands	IMRES BV	Anthelmintics	42,456.35
Netherlands	IMRES BV	Anthelmintics	32,734.95
Netherlands	IMRES BV	Antiviral drugs	67,515.05
Netherlands	IMRES BV	Antiviral drugs	46,595.15
Netherlands	IMRES BV	Antiviral drugs	33,036.60

Major Orders for Goods by Agency during 2010 (Orders of \$30,000 or more)

AGENCY			PO value
Location of supplier	Name of supplier	Description of goods (equipment)	USD
UNOPS Continued			
Netherlands	IMRES BV	MEDICAL AND SURGICAL EQUIPMENT AND ORTHOPAEDIC APPLIANCES	37,825.92
Netherlands	IMRES BV	Syringes, hypodermic, medical	47,513.55
Netherlands	SANTPOORT PROJECT SUPPLIES	Furniture	149,838.95
Netherlands	Simed International B.V.	Blood sampling equipment	682,250.32
Nicaragua	Corte y Precision de Metales de Nicaragua	Machinery for public works, building or the like	44,659.73
Nicaragua	Servicio Automotriz Mantica S.A.	Motor Vehicles and Parts	31,280.00
Nicaragua	Sistemas de Seguridad Buhler S.A.	Machinery for public works, building or the like	84,620.86
Nigeria	Heroes Furniture Limited	Furniture	74,923.18
Nigeria	MIS Software Nigeria Limited	Software: Computer	51,899.17
Norway	POLYNOR AS	Medical consumables	75,862.50
Occupied Palestinian Territories	Advanced Automobile Association	Shelving, wooden	34,705.56
Occupied Palestinian Territories	Arcomed Co ltd for medical Supplies	Kitchen equipment, iron or steel	31,755.00
Occupied Palestinian Territories	BADAWI INFORMATION SYSTEMS	Power supply, satellite	113,600.00
Occupied Palestinian Territories	BCI	Communication equipment manufacture	119,253.10
Occupied Palestinian Territories	BCI	Communications, other	144,000.00
Occupied Palestinian Territories	BCI	Computer hardware or software rental and/or lease	31,640.00
Occupied Palestinian Territories	BCI	Fence posts	35,300.00
Occupied Palestinian Territories	BCI	Network, router	101,781.23
Occupied Palestinian Territories	BCI	Telephone systems	46,828.00
Occupied Palestinian Territories	Computer Media Center Ltd	computer	122,774.00
Occupied Palestinian Territories	Computer Media Center Ltd	Projectors	64,651.00
Occupied Palestinian Territories	Computer Media Center Ltd	Switches, other	324,752.00
Occupied Palestinian Territories	Computer Media Center Ltd	Wiring systems	151,674.93
Occupied Palestinian Territories	Computer Media Center Ltd	Wiring systems	113,680.44
Occupied Palestinian Territories	Global Tec	Printers, portable	36,116.00
Occupied Palestinian Territories	GM Profile	Wooden products	30,266.69
Occupied Palestinian Territories	Lamasat General Trading Company	Kitchen equipment, iron or steel	45,611.70
Occupied Palestinian Territories	Lamasat General Trading Company	Kitchen equipment, iron or steel	33,567.72
Occupied Palestinian Territories	Lamasat General Trading Company	Kitchens, prefabricated	39,315.00
Occupied Palestinian Territories	MICROTECH	Chairs, office	59,112.00
Occupied Palestinian Territories	MODERN ARABIAN BUSINESS CORP.	Printers, portable, accessories therefor	54,696.00
Occupied Palestinian Territories	MURADECORE	Ceilings	37,473.96
Occupied Palestinian Territories	ORASTEL OFFICE FURNITURE	Chairs, with special mechanism to assist standing up and sit	246,722.79
Occupied Palestinian Territories	Sabti Trading & Industrial Co.	Kitchen equipment, iron or steel	32,994.23
Occupied Palestinian Territories	UNITED MOTOR TRADE CO. LTD	Automobiles, utility vehicles	37,270.00
Paraguay	Cateteres & Afines S.A.	Medical / Surgical; other	74,602.55
Paraguay	CIRUMED I.E.R.	Medical / Surgical; other	221,562.00
Paraguay	DUTRIEC S.A.	Medical / Surgical; other	100,268.09
Paraguay	DUTRIEC S.A.	Pharmaceuticals	71,112.76
Paraguay	Laboratorio Productos Eticos C.E.I.S.A.	Medical / Surgical; other	69,646.81
Paraguay	MAKRI Insumos Médicos S.A.	Medical / Surgical; other	38,859.57
Paraguay	SIDUS S.A.	Medical / Surgical; other	259,148.94
Peru	A. TARRILLO BARBA S.A.	MEDICAL AND SURGICAL EQUIPMENT, OTHER	249,284.20
Peru	A. TARRILLO BARBA S.A.	MEDICAL AND SURGICAL EQUIPMENT, OTHER	95,856.88
Peru	A. TARRILLO BARBA S.A.	MEDICAL AND SURGICAL EQUIPMENT, OTHER	67,246.00
Peru	A.JAIME ROJAS REPRESENTACIONES GRLES SA	MEDICAL AND SURGICAL EQUIPMENT, OTHER	277,147.00
Peru	A.JAIME ROJAS REPRESENTACIONES GRLES SA	MEDICAL AND SURGICAL EQUIPMENT, OTHER	80,497.96
Peru	A.JAIME ROJAS REPRESENTACIONES GRLES SA	MEDICAL AND SURGICAL EQUIPMENT, OTHER	69,018.66
Peru	A.JAIME ROJAS REPRESENTACIONES GRLES SA	MEDICAL AND SURGICAL EQUIPMENT, OTHER	48,813.48
Peru	A.JAIME ROJAS REPRESENTACIONES GRLES SA	MEDICAL AND SURGICAL EQUIPMENT, OTHER	34,525.82
Peru	AGROURRAL	FERTILISERS	60,498.22
Peru	AGROSERVICIOS AMAZONICOS E.I.R.L.	Fertilisers	30,107.53
Peru	AHSECO PERU S.A.	Medical / Surgical; other	1,143,460.18
Peru	AHSECO PERU S.A.	Medical / Surgical; other	61,345.81
Peru	AHSECO PERU SA	Medical / Surgical; other	748,592.16
Peru	AHSECO PERU SA	Medical / Surgical; other	676,879.75
Peru	AHSECO PERU SA	Medical / Surgical; other	556,848.54
Peru	AHSECO PERU SA	Medical / Surgical; other	454,211.29
Peru	AHSECO PERU SA	Medical / Surgical; other	285,671.16
Peru	AHSECO PERU SA	Medical / Surgical; other	116,497.47
Peru	AHSECO PERU SA	Medical / Surgical; other	106,614.35
Peru	ALBUJAR MEDICA S.A.C.	MEDICAL AND SURGICAL EQUIPMENT, OTHER	223,340.01
Peru	ALCON PHARMACEUTICAL DEL PERU S.A.	MEDICAL AND SURGICAL EQUIPMENT, OTHER	392,293.03
Peru	ARIS INDUSTRIAL S.A	Fabrics, textile, tufted, other than carpets	2,167,275.00
Peru	ASCENSORES SCHINDLER DEL PERU S.A.	Elevators and conveyors	47,866.80
Peru	ASCENSORES Y MONTACARGAS SRL	Elevators and conveyors	34,500.00
Peru	ASOC TEMP INTRAMEDICA SAC-OLYMPUS LA INC	MEDICAL AND SURGICAL EQUIPMENT, OTHER	2,589,720.84
Peru	ATILIO PALMIERI S.R.L.	MEDICAL AND SURGICAL EQUIPMENT, OTHER	360,764.95
Peru	ATILIO PALMIERI S.R.L.	MEDICAL AND SURGICAL EQUIPMENT, OTHER	81,097.20
Peru	ATLAS COPCO PERUANA S.A.	Vehicles, all terrain, truck, specialised	471,706.08
Peru	BASCAT Y CIA S.A.C.	MEDICAL AND SURGICAL EQUIPMENT, OTHER	38,899.00
Peru	BELLTECH PERU S.A.C.	Software applications, special purpose	132,483.16
Peru	BRAILLARD S.A.	Vans, 2WD, diesel driven	69,450.05
Peru	CIA INDUSTRIAL ALFISA ST LTDA	CLOTHING	409,364.58
Peru	CIA. IND DE MATERIAL ELECTROMECHANICO SRL	Washing machines, laundry-type, including machines which bot	106,766.34
Peru	COMERC.E INDUST. DENTAL TARRILLO BARBA	MEDICAL AND SURGICAL EQUIPMENT, OTHER	126,973.26
Peru	COMERC.E INDUST. DENTAL TARRILLO BARBA	MEDICAL AND SURGICAL EQUIPMENT, OTHER	38,923.08
Peru	COMERC.E INDUST. DENTAL TARRILLO BARBA	MEDICAL AND SURGICAL EQUIPMENT, OTHER	37,752.44
Peru	COMERCIAL DENIA S.A.C.	Photocopiers, high volume (over 30,000 copies/month)	110,456.99
Peru	COMMIT SAC	Computer systems, special purpose other	604,907.80
Peru	COMMIT SAC	Computer systems, special purpose other	600,000.00
Peru	CONS BIOMEDICAL DISTRIBUTORS SAC /ETMDS	MEDICAL AND SURGICAL EQUIPMENT, OTHER	128,417.82
Peru	CONS BIOMEDICAL DISTRIBUTORS SAC /ETMDS	MEDICAL AND SURGICAL EQUIPMENT, OTHER	118,176.75
Peru	Cons Cardiopulmonary Care-Maqet Critica	MEDICAL AND SURGICAL EQUIPMENT, OTHER	79,929.74
Peru	CONS CONFEC RIVERA - IND ESTRELLA AZUL	Uniforms	669,610.99
Peru	CONS CORP IND QUINCUGESIMA - INV STAR	Uniforms	388,470.40
Peru	CONS DEKALASER PERU SAC-DENTAL SANTACRUZ	MEDICAL AND SURGICAL EQUIPMENT, OTHER	196,000.00
Peru	CONS TYCO HEALTHC COLOMBIA SA-TYCO HPERU	MEDICAL AND SURGICAL EQUIPMENT, OTHER	32,889.36
Peru	CONS. MULTI MED PERU SAC- CARDIOMEDIC SA	MEDICAL AND SURGICAL EQUIPMENT, OTHER	950,000.00
Peru	CONS VARIAN MEDICAL SYST BRASIL LTDA.CYE	MEDICAL AND SURGICAL EQUIPMENT, OTHER	600,267.02
Peru	CONSORCIO ALTAFLOR ASOCIADOS	MEDICAL AND SURGICAL EQUIPMENT, OTHER	1,487,500.02
Peru	CONSORCIO CARL ZEISS MEDITEC-ROCA SAC	MEDICAL AND SURGICAL EQUIPMENT, OTHER	889,333.04
Peru	CONSORCIO CREATIVIDAD TEXTIL INDUSTRIAL	Fabrics, cotton for clothing	1,075,945.60
Peru	CONSORCIO CYMED MEDICAL SAC-SOJITZ CORP.	MEDICAL AND SURGICAL EQUIPMENT, OTHER	252,273.88
Peru	CONSORCIO CYMED MEDICAL SAC-SOJITZ CORP.	MEDICAL AND SURGICAL EQUIPMENT, OTHER	49,451.11
Peru	CONSORCIO CYMED MEDICAL-TOSHIBA MEDICAL	MEDICAL AND SURGICAL EQUIPMENT, OTHER	331,015.49
Peru	CONSORCIO GEIP/CYE MEDICA S.A.	MEDICAL AND SURGICAL EQUIPMENT, OTHER	873,996.96
Peru	CONSORCIO GEIP/CYE MEDICA S.A.	MEDICAL AND SURGICAL EQUIPMENT, OTHER	617,619.34
Peru	CONSORCIO JP REHAB S.R.L. Y PHYMED S.R.L	MEDICAL AND SURGICAL EQUIPMENT, OTHER	1,011,917.00
Peru	CONSORCIO MEDISPEC PERU/BCCBIOMEDICAL SA	MEDICAL AND SURGICAL EQUIPMENT, OTHER	111,089.73
Peru	CONSORCIO ROCA SAC - ELEKTA MEDICAL S.A.	MEDICAL AND SURGICAL EQUIPMENT, OTHER	238,870.38
Peru	CONSORCIO SPECTRUM ING-TECNOLOGIA IND.	MEDICAL AND SURGICAL EQUIPMENT, OTHER	90,155.03
Peru	CONSORCIO TECHNETSOL - MACROSTUDIO	SOFTWARE, COMPUTER, INCLUDING MANUALS	40,717.14
Peru	CONSORCIO TECNI STYLE - NUARSA	Furniture, other, parts thereof	89,830.19
Peru	CONSORCIO TECNI STYLE - NUARSA	Furniture, other, parts thereof	68,554.40
Peru	CONSULTORA Y EQUIPADORA MEDICA S.A.	MEDICAL AND SURGICAL EQUIPMENT, OTHER	1,352,635.98
Peru	CONSULTORA Y EQUIPADORA MEDICA S.A.	MEDICAL AND SURGICAL EQUIPMENT, OTHER	695,910.00
Peru	CORPORACION C&S S.A.C.	CLOTHING	37,916.67
Peru	CROSLAND TECNICA S.A.	Vehicles, all terrain, truck, specialised	129,234.00
Peru	CROSLAND TECNICA S.A.	Vehicles, all terrain, truck, specialised	30,345.00
Peru	CYMED MEDICAL S.A.C.	MEDICAL AND SURGICAL EQUIPMENT, OTHER	856,101.48
Peru	CYMED MEDICAL S.A.C.	MEDICAL AND SURGICAL EQUIPMENT, OTHER	55,231.98
Peru	DELL PERU S.A.C.	Computing technology equipment lease	298,599.00
Peru	DENT IMPORT S.A.	MEDICAL AND SURGICAL EQUIPMENT, OTHER	127,627.58
Peru	DIVEIMPORT S.A.	Vehicles, all terrain, truck, specialised	1,702,106.69
Peru	DIVEIMPORT S.A.	Vehicles, all terrain, truck, specialised	126,156.60
Peru	DRAGER MEDICAL AG & CO. KG SUC DEL PERU	MEDICAL AND SURGICAL EQUIPMENT, OTHER	748,411.69
Peru	ECO AG S.A.C.	FERTILISERS	34,590.75
Peru	EL TUMI PERU S.R.L.	MEDICAL AND SURGICAL EQUIPMENT, OTHER	758,826.86
Peru	EL TUMI PERU S.R.L.	MEDICAL AND SURGICAL EQUIPMENT, OTHER	110,820.00
Peru	EL TUMI PERU S.R.L.	MEDICAL AND SURGICAL EQUIPMENT, OTHER	75,000.00

Major Orders for Goods by Agency during 2010 (Orders of \$30,000 or more)

AGENCY			PO value
Location of supplier	Name of supplier	Description of goods (equipment)	USD
UNOPS Continued			
Peru	EL TUMI PERU S.R.L.	MEDICAL AND SURGICAL EQUIPMENT, OTHER	59,363.15
Peru	EL TUMI PERU S.R.L.	MEDICAL AND SURGICAL EQUIPMENT, OTHER	51,464.07
Peru	EL TUMI PERU S.R.L.	MEDICAL AND SURGICAL EQUIPMENT, OTHER	44,939.70
Peru	EL TUMI PERU S.R.L.	MEDICAL AND SURGICAL EQUIPMENT, OTHER	43,260.00
Peru	EL TUMI PERU S.R.L.	MEDICAL AND SURGICAL EQUIPMENT, OTHER	42,655.30
Peru	EL TUMI PERU S.R.L.	MEDICAL AND SURGICAL EQUIPMENT, OTHER	38,240.61
Peru	ELECTROMEDICA PERUANA S.A.	MEDICAL AND SURGICAL EQUIPMENT, OTHER	4,483,705.80
Peru	ELECTROMEDICA PERUANA S.A.	MEDICAL AND SURGICAL EQUIPMENT, OTHER	632,414.66
Peru	ELECTROMEDICA PERUANA S.A.	MEDICAL AND SURGICAL EQUIPMENT, OTHER	375,648.99
Peru	ELECTROMEDICA PERUANA S.A.	MEDICAL AND SURGICAL EQUIPMENT, OTHER	189,972.27
Peru	ELECTROMEDICA PERUANA S.A.	MEDICAL AND SURGICAL EQUIPMENT, OTHER	84,966.00
Peru	ELECTROMEDICA PERUANA S.A.	MEDICAL AND SURGICAL EQUIPMENT, OTHER	61,158.96
Peru	ELECTROMEDICA PERUANA S.A.	MEDICAL AND SURGICAL EQUIPMENT, OTHER	46,049.29
Peru	ELECTROMEDICA PERUANA S.A.	MEDICAL AND SURGICAL EQUIPMENT, OTHER	42,126.00
Peru	FABRICACIONES INDUSTRIALES METALIC S.A.C	Furniture, other, parts thereof	549,258.33
Peru	FABRICACIONES INDUSTRIALES METALIC S.A.C	Furniture, other, parts thereof	111,615.28
Peru	FABRICACIONES INDUSTRIALES METALIC S.A.C	Furniture, other, parts thereof	80,662.78
Peru	FABRICACIONES INDUSTRIALES METALIC S.A.C	Furniture, other, parts thereof	72,200.99
Peru	FABRICACIONES INDUSTRIALES METALIC S.A.C	Furniture, other, parts thereof	50,606.28
Peru	FABRICACIONES INDUSTRIALES METALIC S.A.C	Furniture, parts and accessories thereof	124,149.42
Peru	FABRICACIONES INDUSTRIALES METALIC S.A.C	MEDICAL AND SURGICAL EQUIPMENT, OTHER	31,483.98
Peru	FERREYROS S.A.A.	Motor vehicles, goods transport	973,324.81
Peru	FERREYROS S.A.A.	Motor vehicles, goods transport	59,452.40
Peru	FERREYROS S.A.A.	Truck, cargo, heavy	36,991.17
Peru	FERREYROS S.A.A.	Trucks	117,869.50
Peru	FERREYROS S.A.A.	Vehicles, all terrain, truck, specialised	760,259.15
Peru	FERREYROS S.A.A.	Vehicles, all terrain, truck, specialised	333,806.18
Peru	FRESENIUS MEDICAL CARE DEL PERU S.A.	MEDICAL AND SURGICAL EQUIPMENT, OTHER	62,384.87
Peru	FRESENIUS MEDICAL CARE DEL PERU S.A.	MEDICAL AND SURGICAL EQUIPMENT, OTHER	31,192.44
Peru	GAVILON PERU S.R.L.	FERTILISERS	220,409.45
Peru	GERMAN JAMBO LARA	Agricultural Machinery	33,870.97
Peru	GRUPO LEAFAR S.A.C.	AUDIO VISUAL EQUIPMENT FOR USE AS A TEACHING AID	1,165,173.61
Peru	GRUPO LEAFAR S.A.C.	Inkjet printers	137,916.67
Peru	GRUPO PANA S.A.	Motorcycles, exceeding 800 cc	449,270.83
Peru	GRUPO PANA S.A.	Motorcycles, off road	54,497.58
Peru	GRUPO TECNOLOGICO DEL PERU SA	MEDICAL AND SURGICAL EQUIPMENT, OTHER	861,345.80
Peru	GRUPO TECNOLOGICO DEL PERU SA	MEDICAL AND SURGICAL EQUIPMENT, OTHER	344,927.08
Peru	GRUPO TECNOLOGICO DEL PERU SA	MEDICAL AND SURGICAL EQUIPMENT, OTHER	286,693.49
Peru	GRUPO TECNOLOGICO DEL PERU SA	MEDICAL AND SURGICAL EQUIPMENT, OTHER	139,105.53
Peru	GRUPO TECNOLOGICO DEL PERU SA	MEDICAL AND SURGICAL EQUIPMENT, OTHER	137,080.55
Peru	GRUPO TECNOLOGICO DEL PERU SA	MEDICAL AND SURGICAL EQUIPMENT, OTHER	77,159.09
Peru	GRUPO TECNOLOGIES S.A.	Office machinery and equipment manufacture	63,360.36
Peru	HEWLETT PACKARD PERU S.R.L.	COMPUTERS	744,068.92
Peru	HEWLETT PACKARD PERU S.R.L.	Computers, laptop/notebook	8,169,351.00
Peru	INDUSTRIAL GORAK SA	Uniforms	362,247.14
Peru	INDUSTRIAS MANRIQUE S.A.C.	Shoes, leather, men's	1,691,657.52
Peru	INDUSTRIAS MANRIQUE S.A.C.	Shoes, leather, men's	1,372,386.94
Peru	INTERNACIONAL DE MAQUINARIAS S.A.C	Vehicles, all terrain, truck, specialised	883,392.23
Peru	INTERNACIONAL DE MAQUINARIAS S.A.C	Vehicles, all terrain, truck, specialised	214,788.73
Peru	INTERNACIONAL DIAGNOSTIC IMAGING S.A.C.	MEDICAL AND SURGICAL EQUIPMENT, OTHER	65,652.30
Peru	INTRAMEDICA S.A.C.	MEDICAL AND SURGICAL EQUIPMENT, OTHER	519,281.54
Peru	INTRAMEDICA S.A.C.	MEDICAL AND SURGICAL EQUIPMENT, OTHER	282,762.10
Peru	INTRAMEDICA S.A.C.	MEDICAL AND SURGICAL EQUIPMENT, OTHER	101,655.75
Peru	IPESA S.A.C	Vehicles, all terrain, truck, specialised	2,434,507.04
Peru	JOEL METAL E.I.R.L.	Furniture, other, parts thereof	147,708.01
Peru	JP REHAB S.R.L.	MEDICAL AND SURGICAL EQUIPMENT, OTHER	85,576.55
Peru	KOSSODO S.A.C.	MEDICAL AND SURGICAL EQUIPMENT, OTHER	161,608.66
Peru	LENOVO (ASIA PACIFIC) LIMITED SUC. PERU	Computing technology equipment lease	141,999.08
Peru	MEDELCO SRL	MEDICAL AND SURGICAL EQUIPMENT, OTHER	373,521.96
Peru	MEDELCO SRL	MEDICAL AND SURGICAL EQUIPMENT, OTHER	77,310.01
Peru	MEDELCO SRL	MEDICAL AND SURGICAL EQUIPMENT, OTHER	38,547.17
Peru	MEDIC IMPORT S.R.LTDA.	MEDICAL AND SURGICAL EQUIPMENT, OTHER	111,934.05
Peru	MEDIC IMPORT S.R.LTDA.	MEDICAL AND SURGICAL EQUIPMENT, OTHER	31,946.29
Peru	MEDINET S.A.C.	MEDICAL AND SURGICAL EQUIPMENT, OTHER	366,673.48
Peru	MEDINET S.A.C.	MEDICAL AND SURGICAL EQUIPMENT, OTHER	57,618.58
Peru	MEDISPEC PERU S.A.C.	MEDICAL AND SURGICAL EQUIPMENT, OTHER	128,642.96
Peru	MEDISPEC PERU S.A.C.	MEDICAL AND SURGICAL EQUIPMENT, OTHER	38,517.60
Peru	MEDISPEC PERU S.A.C.	MEDICAL AND SURGICAL EQUIPMENT, OTHER	31,791.12
Peru	METAX INDUSTRIA Y COMERCIO S.A.C.	Furniture, other, parts thereof	416,166.75
Peru	METAX INDUSTRIA Y COMERCIO S.A.C.	Furniture, other, parts thereof	52,136.53
Peru	MITSUI AUTOMOTRIZ S.A.	Motor vehicles, special purpose	194,266.00
Peru	NIPRO MEDICAL CORPORATION SUCURSAL DEL P	MEDICAL AND SURGICAL EQUIPMENT, OTHER	108,755.00
Peru	NISSAN MAQUINARIAS S.A.	Automobiles, utility vehicles	1,526,498.62
Peru	NISSAN MAQUINARIAS S.A.	Motor vehicles, goods transport	7,940,602.02
Peru	NISSAN MAQUINARIAS S.A.	Motor vehicles, goods transport	7,267,845.56
Peru	NISSAN MAQUINARIAS S.A.	Motor vehicles, special purpose	222,555.66
Peru	NISSAN MAQUINARIAS S.A.	Vehicles, all terrain, truck, specialised	42,647.46
Peru	NOVO - LAB S.A.C.	MEDICAL AND SURGICAL EQUIPMENT, OTHER	69,975.47
Peru	ONCH SERVICIOS Y SUMINISTROS INDUSTRIALE	Pipes, water, PVC (polymers of vinyl chloride), rubber joint	229,022.23
Peru	PARTES Y REFLECTIVOS S.A.C.	Lighting or visual signalling equipment, electrical of a kin	392,740.32
Peru	PARTES Y REFLECTIVOS S.A.C.	Lighting or visual signalling equipment, electrical of a kin	392,740.32
Peru	PHYMED S.R.L.	MEDICAL AND SURGICAL EQUIPMENT, OTHER	51,608.78
Peru	PHYMED S.R.L.	MEDICAL AND SURGICAL EQUIPMENT, OTHER	48,292.22
Peru	PLASTICA S.A	Pipes, water, PVC (polymers of vinyl chloride), rubber joint	123,498.05
Peru	POWER EIRL	Vehicles, all terrain, truck, specialised	249,764.30
Peru	ROCA S.A.C.	MEDICAL AND SURGICAL EQUIPMENT, OTHER	903,061.14
Peru	ROCA S.A.C.	MEDICAL AND SURGICAL EQUIPMENT, OTHER	579,715.67
Peru	ROCA S.A.C.	MEDICAL AND SURGICAL EQUIPMENT, OTHER	226,689.05
Peru	ROCA S.A.C.	MEDICAL AND SURGICAL EQUIPMENT, OTHER	225,861.75
Peru	ROCA S.A.C.	MEDICAL AND SURGICAL EQUIPMENT, OTHER	126,650.01
Peru	SANTA CRUZ EQUIPAMIENTOS S.R.L.	Dental chairs, electrically or hydraulically operated	58,400.00
Peru	SANTA CRUZ EQUIPAMIENTOS S.R.L.	MEDICAL AND SURGICAL EQUIPMENT, OTHER	46,003.02
Peru	SEGURINDUSTRIA S.A	Shoes, leather, men's	1,331,874.44
Peru	Siemens s.a.c.	MEDICAL AND SURGICAL EQUIPMENT, OTHER	1,184,703.97
Peru	Siemens s.a.c.	MEDICAL AND SURGICAL EQUIPMENT, OTHER	765,618.33
Peru	SILMED S.A.C.	MEDICAL AND SURGICAL EQUIPMENT, OTHER	259,800.07
Peru	SILMED S.A.C.	MEDICAL AND SURGICAL EQUIPMENT, OTHER	156,800.35
Peru	SILMED S.A.C.	MEDICAL AND SURGICAL EQUIPMENT, OTHER	154,038.89
Peru	SPECTRUM INGENIEROS S.A.C.	MEDICAL AND SURGICAL EQUIPMENT, OTHER	235,572.34
Peru	STENICA S.A.	Vehicles, all terrain, truck, specialised	1,252,944.72
Peru	SURGICAL MEDICAL S.R.LTDA.	MEDICAL AND SURGICAL EQUIPMENT, OTHER	174,800.00
Peru	SURGICAL MEDICAL S.R.LTDA.	MEDICAL AND SURGICAL EQUIPMENT, OTHER	153,529.20
Peru	SURGICAL MEDICAL S.R.LTDA.	MEDICAL AND SURGICAL EQUIPMENT, OTHER	121,909.79
Peru	SURGICAL MEDICAL S.R.LTDA.	MEDICAL AND SURGICAL EQUIPMENT, OTHER	90,766.06
Peru	SYSTEMS SUPPORT & SERVICES S.A.	Computers, laptop/notebook	393,289.05
Peru	SYSTEMS SUPPORT & SERVICES S.A.	Software application packages	125,823.46
Peru	TECNOLOGIA INDUSTRIAL Y NACIONAL S.A.	MEDICAL AND SURGICAL EQUIPMENT, OTHER	244,049.96
Peru	TECNOMED S.A.	MEDICAL AND SURGICAL EQUIPMENT, OTHER	3,842,271.84
Peru	TECNOMED S.A.	MEDICAL AND SURGICAL EQUIPMENT, OTHER	199,205.98
Peru	TECNOMED S.A.	MEDICAL AND SURGICAL EQUIPMENT, OTHER	193,890.65
Peru	TECNOMED S.A.	MEDICAL AND SURGICAL EQUIPMENT, OTHER	192,661.02
Peru	TECNOMED S.A.	MEDICAL AND SURGICAL EQUIPMENT, OTHER	38,921.77
Peru	TELEFONICA DEL PERU S.A.A.	Telephone equipment	161,364.00
Peru	TELVICOM S.A.	Cameras, television and video, consumer type	649,838.28
Peru	TELVICOM S.A.	RADIO AND TELEVISION RECEIVERS, RECORDING	90,000.00
Peru	URBE VISUAL MEDIA S.A.C.	Module boxes	66,548.85
Peru	VIDEO BROADCAST S.A.	Cameras, television and video, consumer type	2,397,703.86
Peru	VISION S.A.	MEDICAL AND SURGICAL EQUIPMENT, OTHER	34,991.24
Peru	WELCO PERUANA S.A	Boots, leather	314,942.63
Peru	WELCO PERUANA S.A	Shoes, hightop, leather, army type	314,942.63
Peru	WELCO PERUANA S.A	Shoes, leather, men's	392,296.96

Major Orders for Goods by Agency during 2010 (Orders of \$30,000 or more)

AGENCY			PO value
Location of supplier	Name of supplier	Description of goods (equipment)	USD
UNOPS Continued			
Serbia	LADA TRADE DOO	Trucks	42,644.58
Serbia	SAGA doo	LAN file servers	32,284.24
Sierra Leone	National Implementation Unit, EIF SLE	Training media for technical Vocational Training Centres	33,911.50
Singapore	CTT Computer	Computers, laptop/notebook	122,058.00
South Africa	Nissan Diesel SA	Trucks	619,750.00
South Africa	Pharmquip (Pty)Ltd	Special Laboratory Equipment	477,523.90
South Africa	The Ranger Production Company SA (Pty)	Laser printers	139,178.00
South Africa	Toyota South Africa Motors (Pty) Ltd	Motor Vehicles and Parts - LTA UN WebBuy	3,316,446.67
South Africa	Toyota South Africa Motors (Pty) Ltd	Motor Vehicles and Parts - LTA UN WebBuy	178,844.06
South Africa	Toyota South Africa Motors (Pty) Ltd	Motor Vehicles and Parts - LTA UN WebBuy	97,359.36
South Africa	Toyota South Africa Motors (Pty) Ltd	Motor Vehicles and Parts - LTA UN WebBuy	79,305.70
South Africa	Toyota South Africa Motors (Pty) Ltd	Motor Vehicles and Parts - LTA UN WebBuy	74,460.00
South Africa	Toyota South Africa Motors (Pty) Ltd	Motor Vehicles and Parts - LTA UN WebBuy	69,798.66
South Africa	Toyota South Africa Motors (Pty) Ltd	Motor Vehicles and Parts - LTA UN WebBuy	51,221.58
South Africa	Toyota South Africa Motors (Pty) Ltd	Motor Vehicles and Parts - LTA UN WebBuy	45,245.44
South Africa	Toyota South Africa Motors (Pty) Ltd	Motor Vehicles and Parts - LTA UN WebBuy	31,285.87
South Africa	Toyota South Africa Motors (Pty) Ltd	Pick-ups, 4WD, diesel, double cab - LTA UN WebBuy	101,968.43
South Africa	Toyota South Africa Motors (Pty) Ltd	Station wagons, 4WD, diesel driven - LTA UN WebBuy	282,884.82
South Africa	Toyota South Africa Motors (Pty) Ltd	Station wagons, 4WD, diesel driven - LTA UN WebBuy	238,805.97
South Africa	Toyota South Africa Motors (Pty) Ltd	Station wagons, 4WD, diesel driven - LTA UN WebBuy	49,256.89
South Africa	Toyota Tusho Africa(PTY) Ltd	Vehicles, 4WD, hard top	53,858.00
Spain	EDIBON International S.A.	Machine Tools	72,440.61
Spain	Emergencia 2000 S.A.	Mobile clinics	102,759.16
Spain	Emergencia 2000 S.A.	Vehicles - LTA UN Webbuy	37,379.59
Spain	TECNOVE S.L.	Buses, special purpose	697,128.34
Sri Lanka	A.G. Poddalgoda	Wood; Timber	41,823.87
Sri Lanka	A.G. Poddalgoda	Wood; Timber	41,823.87
Sri Lanka	BEST METTLES	Pipes, iron and steel	230,957.47
Sri Lanka	Bitumix (Private) Limited	Bitumen and asphalt, natural; asphaltites and asphaltic rock	238,903.63
Sri Lanka	Bitumix (Private) Limited	Bitumen and asphalt, natural; asphaltites and asphaltic rock	221,252.20
Sri Lanka	Bitumix (Private) Limited	Bitumen and asphalt, natural; asphaltites and asphaltic rock	220,571.43
Sri Lanka	Bitumix (Private) Limited	Bitumen and asphalt, natural; asphaltites and asphaltic rock	168,982.22
Sri Lanka	Bitumix (Private) Limited	Bitumen and asphalt, natural; asphaltites and asphaltic rock	93,855.00
Sri Lanka	Bitumix (Private) Limited	Bitumen and asphalt, natural; asphaltites and asphaltic rock	52,075.88
Sri Lanka	Bitumix (Private) Limited	Bitumen and asphalt, natural; asphaltites and asphaltic rock	34,743.47
Sri Lanka	Bitumix (Private) Limited	Bitumen and asphalt, natural; asphaltites and asphaltic rock	34,038.80
Sri Lanka	Bitumix (Private) Limited	Bitumen and asphalt, natural; asphaltites and asphaltic rock	33,934.07
Sri Lanka	Ceylon Galvanising Industries Ltd	Roofing sheets, corrugated aluminium	70,882.09
Sri Lanka	Ceylon Heavy Industries & Construction Co	Iron or steel, flat rolled products thereof, other	38,736.51
Sri Lanka	Chaminda Kulathunga Hettiarachchi	Dividers, metal	103,084.44
Sri Lanka	CITY HARDWARE & STORES	Steel reinforcing rods	423,480.00
Sri Lanka	Daiei Kaihatu (Pvt) Ltd	Pebbles, gravel, broken or crushed stone, macadam etc.	30,558.06
Sri Lanka	Diesel & Motor Engineering CO Ltd.	Motor Vehicles and Parts	50,966.29
Sri Lanka	Gamini Furnitures & Timber Stores	Timber, soft	45,648.07
Sri Lanka	Gateway Metals	Pipes, iron and steel	657,093.83
Sri Lanka	GTB Colombo Corporation (Pvt) Ltd	Buckets, steel	33,704.70
Sri Lanka	GTB Colombo Corporation (Pvt) Ltd	Buckets, steel	32,190.24
Sri Lanka	H. P. Pradeep Priyadarshana	Wood; Timber	37,342.66
Sri Lanka	Haycarb Pic	CHEMICALS, ORGANIC, BASIC	43,780.38
Sri Lanka	Hinniappuhamy And Sons	Truck, fuel, light	58,231.46
Sri Lanka	Jedara International Private Limited	Water treatment plant	524,139.62
Sri Lanka	K.P.K Construction Works	Bricks	136,670.20
Sri Lanka	Lakshman Saw Mills & Timber Stores	Timber, soft	46,857.79
Sri Lanka	Lankem Ceylon Limited	Bitumen and asphalt, natural; asphaltites and asphaltic rock	118,769.23
Sri Lanka	Lankem Ceylon Limited	Bitumen and asphalt, natural; asphaltites and asphaltic rock	110,626.10
Sri Lanka	Lankem Ceylon Limited	Bitumen and asphalt, natural; asphaltites and asphaltic rock	110,285.71
Sri Lanka	Lankem Ceylon Limited	Bitumen and asphalt, natural; asphaltites and asphaltic rock	39,760.39
Sri Lanka	Lankem Ceylon Limited	Bitumen and asphalt, natural; asphaltites and asphaltic rock	34,038.80
Sri Lanka	Laufgs Engineering (Pvt) Ltd	Fuel pumps, motor operated	30,933.33
Sri Lanka	Mahanuwara Timber Depot	Timber, hard	31,886.47
Sri Lanka	Mahanuwara Timber Depot	Timber, hard	30,931.21
Sri Lanka	MCT Constructions	Dividers, metal	89,333.33
Sri Lanka	Melwire Rolling (Pvt) Ltd	Bars of mild steel, round	54,799.56
Sri Lanka	Metecno Lanka (Pvt) Ltd	Roofing sheets, corrugated aluminium	286,820.53
Sri Lanka	Metecno Lanka (Pvt) Ltd	Roofing sheets, corrugated aluminium	76,668.22
Sri Lanka	N.Vaitilingam & Co.,Ltd	Roofing sheets, corrugated aluminium	336,021.60
Sri Lanka	N.Vaitilingam & Co.,Ltd	Roofing sheets, corrugated aluminium	96,206.45
Sri Lanka	N.Vaitilingam & Co.,Ltd	Roofing sheets, corrugated aluminium	57,777.78
Sri Lanka	Nihal Enterprises	Wood; Timber	51,962.97
Sri Lanka	P.C.L Solutions (Pvt) Ltd	Machinery, special purpose, other	176,200.00
Sri Lanka	R & R Trading (Pvt) Ltd	Timber, hard	51,644.56
Sri Lanka	S. Selvarasa	Bricks	102,721.62
Sri Lanka	Senok Trade Combine (Pvt)Ltd	Bitumen and asphalt, natural; asphaltites and asphaltic rock	133,444.74
Sri Lanka	Senok Trade Combine (Pvt)Ltd	Bitumen and asphalt, natural; asphaltites and asphaltic rock	110,626.10
Sri Lanka	Senok Trade Combine (Pvt)Ltd	Bitumen and asphalt, natural; asphaltites and asphaltic rock	110,626.10
Sri Lanka	Senok Trade Combine (Pvt)Ltd	Bitumen and asphalt, natural; asphaltites and asphaltic rock	110,285.71
Sri Lanka	Senok Trade Combine (Pvt)Ltd	Bitumen and asphalt, natural; asphaltites and asphaltic rock	59,725.91
Sri Lanka	Sierra Construction Ltd.	Concrete	134,333.33
Sri Lanka	Sierra Readymix (Pvt) Ltd	Concrete	126,722.44
Sri Lanka	Skeleton International	General hardware manufacture	34,428.44
Sri Lanka	Sunpower Constructions Pvt Ltd	Concrete	43,888.69
Sri Lanka	Sunpower Constructions Pvt Ltd	Concrete	43,888.69
Sri Lanka	Tissa Saw Mill & Timber Stores	Timber, hard	38,070.54
Sri Lanka	Tokyo Cement Company (Lanka) Ltd.	Cements	202,527.47
Sri Lanka	Tokyo Super Cement Co.Lanka (Pvt) Ltd	Cements	45,787.44
Sri Lanka	Tokyo Super Cement Co.Lanka (Pvt) Ltd	Cements	37,333.34
Sri Lanka	TRADLANKA (Pvt) Ltd	Timber, hard	55,502.65
Sudan	Azbar for Industry, transportation & Ser	Tractors, parts and accessories thereof	53,130.00
Sudan	CONSILIJM SUDAN CO. LTD	Electrical Equipment	44,575.00
Sudan	Gezira Trade and Services Co. Ltd	Truck, cargo	112,370.95
Sudan	Sutrac	Generators	331,617.00
Sudan	Sutrac	Generators, diesel	56,526.00
Sudan	TOGIE FOR TRADING AND INVESTMENT	FURNITURE	31,440.67
Sudan	Women Link Connection People/Association	Wood; cork; straw Products	105,000.00
Sweden	ELTEL NETWORKS TEAB	Electrical Equipment	207,982.00
Sweden	ELTEL NETWORKS TEAB	Electrical Equipment	97,079.00
Sweden	ELTEL NETWORKS TEAB	Transformers, electrical	195,480.56
Sweden	ELTEL NETWORKS TEAB	Transformers, electrical	32,445.00
Sweden	Smurfit Kappa Lagamill AB	Medical consumables	154,004.04
Sweden	Smurfit Kappa Lagamill AB	Medical consumables	78,968.25
Switzerland	GEOSIG LTD.	Software; Computer	36,450.00
Switzerland	Vestergaard Frandsen Group SA	Bed nets, impregnated	324,687.00
Switzerland	Vestergaard Frandsen Group SA	Bed nets, impregnated	156,940.63
Switzerland	Vestergaard Frandsen Group SA	Mosquito nets and netting	12,144,000.00
Switzerland	Vestergaard Frandsen Group SA	Mosquito nets and netting	127,102.80
Thailand	RMA AUTOMOTIVE CO LTD	Vehicles	39,650.00
Thailand	Tana Netting Company Limited	Bed nets, impregnated	385,757.94
Thailand	Toyota Motor Thailand Co., Ltd	Motor vehicles, passenger, public transport type	36,887.23
Togo	NOUVELLE SOTOTOLES SARL	Bars and rods of stainless steel or other alloy steel, n.e.c	289,384.88
Turkey	EDE Construction & Trade Company Inc	Desks, school	380,887.00
Turkey	EDE Construction & Trade Company Inc	Desks, school	204,574.00
Turkey	PANEL ELEKTRIK	Kiosk substation with transformer	35,400.00
Uganda	Mantrac Uganda Limited	Generators	163,000.00
Uganda	Mantrac Uganda Limited	Generators	53,600.00
Uganda	New Daissy Ltd	Aerosol equipment, generator	122,856.00
United Arab Emirates	Abu Dhabi Medical Devices Co. L.L.C.	Medical consumables	675,000.00
United Arab Emirates	Abu Dhabi Medical Devices Co. L.L.C.	Medical consumables	225,000.00
United Arab Emirates	ALKAMOUS Inte'l Trading Co. LLC	Registers; accounting books	32,379.25
United Arab Emirates	GOLDEN RELIEF RESOURCES LLC	Earth moving equipment	288,550.00
United Arab Emirates	GOLDEN RELIEF RESOURCES LLC	Earth moving equipment	288,550.00
United Arab Emirates	MICROTECH INTERNATIONAL	Prefabricated offices	89,000.00

Major Orders for Goods by Agency during 2010 (Orders of \$30,000 or more)

AGENCY			PO value
Location of supplier	Name of supplier	Description of goods (equipment)	USD
UNOPS Continued			
United Arab Emirates	OKI GENERAL TRADING LLC.	Vehicles	98,150.00
United Arab Emirates	PEERAJ GENERAL TRADING CO. LLC	Telecommunication Equipment	40,992.00
United Arab Emirates	ULTIMATE ARMOUR WORKS FZC	Armoured 4X4 motor vehicles - LTA UN WebBuy	394,280.00
United Arab Emirates	ULTIMATE ARMOUR WORKS FZC	Armoured 4X4 motor vehicles - LTA UN WebBuy	138,620.00
United Arab Emirates	ULTIMATE ARMOUR WORKS FZC	Armoured 4X4 motor vehicles - LTA UN WebBuy	135,950.00
United Arab Emirates	ULTIMATE ARMOUR WORKS FZC	Armoured 4X4 motor vehicles - LTA UN WebBuy	119,980.00
United Arab Emirates	ULTIMATE ARMOUR WORKS FZE	Armoured 4X4 motor vehicles - LTA UN WebBuy	244,300.00
United Arab Emirates	ULTIMATE ARMOUR WORKS FZE	Armoured 4X4 motor vehicles - LTA UN WebBuy	197,560.00
United Arab Emirates	ULTIMATE ARMOUR WORKS FZE	Vehicles	278,424.00
United Arab Emirates	ULTIMATE ARMOUR WORKS FZE	Vehicles	278,364.00
United Arab Emirates	ULTIMATE ARMOUR WORKS FZE	Vehicles	120,117.00
United Arab Emirates	YAN VLIET TRUCKS MIDDLE EAST FZE	Laser printers	122,176.87
United Arab Emirates	YAN VLIET TRUCKS MIDDLE EAST FZE	Motor vehicles for travelling on snow, golf cars and similar	83,560.00
United Arab Emirates	WESTERN AUTO	Generators	30,490.00
United Arab Emirates	WESTERN AUTO	Pick-ups, 4WD, diesel, double cab	60,750.00
United Arab Emirates	WESTERN AUTO	Vehicles, 4WD, hard top	46,840.00
United Kingdom	AES KJAER AUTOMATIVE EXPORT SUPPLIERS	Vehicles - LTA UN WebBuy	393,062.40
United Kingdom	CONRIGO INTERNATIONAL LIMITED	Motor Vehicles and Parts - LTA UN WebBuy	297,432.00
United Kingdom	CONRIGO INTERNATIONAL LIMITED	Motor Vehicles and Parts - LTA UN WebBuy	193,350.00
United Kingdom	CONRIGO INTERNATIONAL LIMITED	Motor Vehicles and Parts - LTA UN WebBuy	61,260.00
United Kingdom	CONRIGO INTERNATIONAL LIMITED	Motor Vehicles and Parts - LTA UN WebBuy	46,875.00
United Kingdom	CONRIGO INTERNATIONAL LIMITED	Motor Vehicles and Parts - LTA UN WebBuy	37,902.00
United Kingdom	CONRIGO INTERNATIONAL LIMITED	Motor Vehicles and Parts - LTA UN WebBuy	35,134.00
United Kingdom	CONRIGO INTERNATIONAL LIMITED	Vehicles, 4WD, hard top	163,788.00
United Kingdom	CONRIGO INTERNATIONAL LIMITED	Vehicles, 4WD, hard top	163,788.00
United Kingdom	CONRIGO INTERNATIONAL LIMITED	Vehicles, all terrain	252,432.00
United Kingdom	CROMWELL INTERNATIONAL	Boots, leather, police constabulary, leather sole	44,593.20
United Kingdom	CROMWELL INTERNATIONAL	Machine Tools	50,810.16
United Kingdom	Grant Instruments (Cambridge) Ltd	LABORATORY EQUIPMENT	139,229.36
United Kingdom	In-Tend Ltd.	Software applications, special purpose	45,871.56
United Kingdom	Medekit	Analysing equipment, medical	37,034.37
United Kingdom	Riso UK Limited	Laser printers	74,657.30
United Kingdom	Sheargold Limited	LAN file servers	52,930.00
United Kingdom	Sheargold Limited	LAN file servers	52,930.00
United Kingdom	VestGuard UK Ltd	SECURITY AND SAFETY EQUIPMENT	37,040.00
United Kingdom	WASP BARCODE	Bar code readers	33,290.44
United Kingdom (Gibraltar)	Toyota Gibraltar Stockholding Ltd.	Ambulances	5,185,757.78
United Kingdom (Gibraltar)	Toyota Gibraltar Stockholding Ltd.	Ambulances	2,875,291.60
United Kingdom (Gibraltar)	Toyota Gibraltar Stockholding Ltd.	Ambulances	317,936.59
United Kingdom (Gibraltar)	Toyota Gibraltar Stockholding Ltd.	Ambulances, 4WD - LTA UN WebBuy	48,851.30
United Kingdom (Gibraltar)	Toyota Gibraltar Stockholding Ltd.	Motor Vehicles and Parts	668,707.83
United Kingdom (Gibraltar)	Toyota Gibraltar Stockholding Ltd.	Motor Vehicles and Parts - LTA UN WebBuy	523,185.61
United Kingdom (Gibraltar)	Toyota Gibraltar Stockholding Ltd.	Motor Vehicles and Parts - LTA UN WebBuy	375,865.26
United Kingdom (Gibraltar)	Toyota Gibraltar Stockholding Ltd.	Motor Vehicles and Parts - LTA UN WebBuy	203,437.53
United Kingdom (Gibraltar)	Toyota Gibraltar Stockholding Ltd.	Motor Vehicles and Parts - LTA UN WebBuy	129,380.91
United Kingdom (Gibraltar)	Toyota Gibraltar Stockholding Ltd.	Motor Vehicles and Parts - LTA UN WebBuy	103,507.99
United Kingdom (Gibraltar)	Toyota Gibraltar Stockholding Ltd.	Motor Vehicles and Parts - LTA UN WebBuy	100,288.11
United Kingdom (Gibraltar)	Toyota Gibraltar Stockholding Ltd.	Motor Vehicles and Parts - LTA UN WebBuy	96,947.94
United Kingdom (Gibraltar)	Toyota Gibraltar Stockholding Ltd.	Motor Vehicles and Parts - LTA UN WebBuy	94,137.78
United Kingdom (Gibraltar)	Toyota Gibraltar Stockholding Ltd.	Motor Vehicles and Parts - LTA UN WebBuy	89,145.86
United Kingdom (Gibraltar)	Toyota Gibraltar Stockholding Ltd.	Motor Vehicles and Parts - LTA UN WebBuy	87,803.90
United Kingdom (Gibraltar)	Toyota Gibraltar Stockholding Ltd.	Motor Vehicles and Parts - LTA UN WebBuy	84,813.60
United Kingdom (Gibraltar)	Toyota Gibraltar Stockholding Ltd.	Motor Vehicles and Parts - LTA UN WebBuy	74,577.63
United Kingdom (Gibraltar)	Toyota Gibraltar Stockholding Ltd.	Motor Vehicles and Parts - LTA UN WebBuy	71,894.37
United Kingdom (Gibraltar)	Toyota Gibraltar Stockholding Ltd.	Motor Vehicles and Parts - LTA UN WebBuy	58,579.29
United Kingdom (Gibraltar)	Toyota Gibraltar Stockholding Ltd.	Motor Vehicles and Parts - LTA UN WebBuy	58,206.40
United Kingdom (Gibraltar)	Toyota Gibraltar Stockholding Ltd.	Motor Vehicles and Parts - LTA UN WebBuy	57,282.13
United Kingdom (Gibraltar)	Toyota Gibraltar Stockholding Ltd.	Motor Vehicles and Parts - LTA UN WebBuy	56,894.80
United Kingdom (Gibraltar)	Toyota Gibraltar Stockholding Ltd.	Motor Vehicles and Parts - LTA UN WebBuy	54,433.30
United Kingdom (Gibraltar)	Toyota Gibraltar Stockholding Ltd.	Motor Vehicles and Parts - LTA UN WebBuy	53,416.01
United Kingdom (Gibraltar)	Toyota Gibraltar Stockholding Ltd.	Motor Vehicles and Parts - LTA UN WebBuy	52,817.91
United Kingdom (Gibraltar)	Toyota Gibraltar Stockholding Ltd.	Motor Vehicles and Parts - LTA UN WebBuy	51,582.79
United Kingdom (Gibraltar)	Toyota Gibraltar Stockholding Ltd.	Motor Vehicles and Parts - LTA UN WebBuy	50,761.01
United Kingdom (Gibraltar)	Toyota Gibraltar Stockholding Ltd.	Motor Vehicles and Parts - LTA UN WebBuy	47,309.67
United Kingdom (Gibraltar)	Toyota Gibraltar Stockholding Ltd.	Motor Vehicles and Parts - LTA UN WebBuy	43,901.95
United Kingdom (Gibraltar)	Toyota Gibraltar Stockholding Ltd.	Motor Vehicles and Parts - LTA UN WebBuy	42,877.79
United Kingdom (Gibraltar)	Toyota Gibraltar Stockholding Ltd.	Motor Vehicles and Parts - LTA UN WebBuy	42,810.56
United Kingdom (Gibraltar)	Toyota Gibraltar Stockholding Ltd.	Motor Vehicles and Parts - LTA UN WebBuy	39,330.72
United Kingdom (Gibraltar)	Toyota Gibraltar Stockholding Ltd.	Motor Vehicles and Parts - LTA UN WebBuy	37,866.02
United Kingdom (Gibraltar)	Toyota Gibraltar Stockholding Ltd.	Motor Vehicles and Parts - LTA UN WebBuy	37,425.29
United Kingdom (Gibraltar)	Toyota Gibraltar Stockholding Ltd.	Motor Vehicles and Parts - LTA UN WebBuy	37,425.29
United Kingdom (Gibraltar)	Toyota Gibraltar Stockholding Ltd.	Motor Vehicles and Parts - LTA UN WebBuy	37,187.96
United Kingdom (Gibraltar)	Toyota Gibraltar Stockholding Ltd.	Motor Vehicles and Parts - LTA UN WebBuy	36,408.42
United Kingdom (Gibraltar)	Toyota Gibraltar Stockholding Ltd.	Motor Vehicles and Parts - LTA UN WebBuy	36,351.30
United Kingdom (Gibraltar)	Toyota Gibraltar Stockholding Ltd.	Motor Vehicles and Parts - LTA UN WebBuy	35,212.40
United Kingdom (Gibraltar)	Toyota Gibraltar Stockholding Ltd.	Motor Vehicles and Parts - LTA UN WebBuy	34,741.86
United Kingdom (Gibraltar)	Toyota Gibraltar Stockholding Ltd.	Motor Vehicles and Parts - LTA UN WebBuy	34,376.96
United Kingdom (Gibraltar)	Toyota Gibraltar Stockholding Ltd.	Motor vehicles, parts and accessories thereof, other	111,698.42
United Kingdom (Gibraltar)	Toyota Gibraltar Stockholding Ltd.	Motor vehicles, passenger - LTA UN WebBuy	40,250.56
United Kingdom (Gibraltar)	Toyota Gibraltar Stockholding Ltd.	Motor vehicles, passenger - LTA UN WebBuy	38,485.06
United Kingdom (Gibraltar)	Toyota Gibraltar Stockholding Ltd.	Motor vehicles, passenger, other	364,594.99
United Kingdom (Gibraltar)	Toyota Gibraltar Stockholding Ltd.	Station wagons, 4WD	247,431.09
United Kingdom (Gibraltar)	Toyota Gibraltar Stockholding Ltd.	Station wagons, 4WD, diesel driven - LTA UN WebBuy	744,135.17
United Kingdom (Gibraltar)	Toyota Gibraltar Stockholding Ltd.	Station wagons, 4WD, diesel driven - LTA UN WebBuy	275,695.48
United Kingdom (Gibraltar)	Toyota Gibraltar Stockholding Ltd.	Station wagons, 4WD, diesel driven - LTA UN WebBuy	254,948.76
United Kingdom (Gibraltar)	Toyota Gibraltar Stockholding Ltd.	Station wagons, 4WD, diesel driven - LTA UN WebBuy	194,267.34
United Kingdom (Gibraltar)	Toyota Gibraltar Stockholding Ltd.	Station wagons, 4WD, diesel driven - LTA UN WebBuy	58,107.45
United Kingdom (Gibraltar)	Toyota Gibraltar Stockholding Ltd.	Station wagons, 4WD, diesel driven - LTA UN WebBuy	37,972.63
United Kingdom (Gibraltar)	Toyota Gibraltar Stockholding Ltd.	Vehicles	215,164.81
United Kingdom (Gibraltar)	Toyota Gibraltar Stockholding Ltd.	Vehicles	153,689.15
United Kingdom (Gibraltar)	Toyota Gibraltar Stockholding Ltd.	Vehicles	71,855.00
United Kingdom (Gibraltar)	Toyota Gibraltar Stockholding Ltd.	Vehicles, 4WD, hard top - LTA UN WebBuy	37,279.21
United Kingdom (Gibraltar)	Toyota Gibraltar Stockholding Ltd.	Vehicles, all terrain - LTA UN WebBuy	53,356.51
United States of America	ACROW CORPORATION OF AMERICA	Structural Metal Products	223,123.00
United States of America	Bancroft Global Development	Clothing	124,566.00
United States of America	CEDAR SUPPLY NORTH, INC.	Builders' hardware manufacture	83,304.61
United States of America	CEDAR SUPPLY NORTH, INC.	General hardware manufacture	111,965.65
United States of America	COMPUTER VISION LTD.	Computers, laptop/notebook	114,325.00
United States of America	COMPUTER VISION LTD.	Photocopiers, medium volume (10,000 - 30,000 copies/month)	42,340.00
United States of America	Derive Technologies LLC	Uninterruptable power supply units exceeding 200 VA, but not	95,314.10
United States of America	EMERGING MARKETS COMMUNICATIONS, INC.	Software; Computer	53,068.00
United States of America	EQUITRADE	Truck, refrigerator	116,900.00
United States of America	Intec Billing Inc.	Telecommunication Equipment	370,000.00
United States of America	INTERNATIONAL TOOL CORP	Construction tools	57,154.18
United States of America	INTERNATIONAL TOOL CORP	Construction tools	41,666.00
United States of America	PLANSON INTERNATIONAL CORPORATION	COMPUTERS	135,945.00
United States of America	PLANSON INTERNATIONAL CORPORATION	Processing Units for EDP	218,365.00
United States of America	PLANSON INTERNATIONAL CORPORATION	PROJECTORS AND RELATED EQUIPMENT	37,070.00
United States of America	PLANSON INTERNATIONAL CORPORATION	Telephone sets	58,423.00
United States of America	Software House International	PC software, general	37,267.32
United States of America	TACTICAL MEDICS INTERNATIONAL, INC.	Medical / Surgical; other	33,500.00
United States of America	The Armored Group LLC	Armoured 4X4 motor vehicles - LTA UN WebBuy	107,970.00
United States of America	Tumac Lumber Co.	Sheets of zinc	657,620.20
United States of America	Tumac Lumber Co.	Wood; Timber	383,984.64
United States of America	Tumac Lumber Co.	Wood; Timber	169,094.01
United States of America	Tumac Lumber Co.	Wood; Timber	154,063.50
Uruguay	DOLCE VITTA SA	Motor Vehicles and Parts	288,800.00
Uruguay	REMOL SA	Motor Vehicles and Parts	83,700.00
Zimbabwe	AUTOWORLD HARARE (PVT) LTD	Trucks	354,284.00
Zimbabwe	PREMIER AUTO SERVICES	Transport Equipment; other	35,511.00

UNOV

Major Orders for Goods by Agency during 2010 (Orders of \$30,000 or more)

AGENCY			PO value
Location of supplier	Name of supplier	Description of goods (equipment)	USD
Austria	ACP COMPUTER HANDELS GMBH	2 GB Metal Memory Sticks with printing	37,631.22
Austria	Ameda Labordiagnostik GmbH	List 4 Laboratory equipment and accessories	44,887.67
Austria	Bechtle GmbH	600 GB-10K FC Disks CX4	36,361.73
Austria	Datatronik IDentsysteme GmbH	Ultrap 7" TFT scanners	30,472.79
Austria	FORSTER METALLBAU GESMBH	Mobile shelving system for UNRoD	37,579.42
Austria	LB-ELECTRONICS GMBH	Service & maintenance for the first year	41,361.26
Austria	LB-ELECTRONICS GMBH	Service & maintenance for the second year	41,361.26
Austria	LB-ELECTRONICS GMBH	System relevant components	147,943.72
Austria	LB-ELECTRONICS GMBH	Video monitoring equipment	129,683.25
Austria	PKE Electronics AG	Closed circuit television	148,869.51
Austria	PKE Electronics AG	Closed circuit television Cabling infrastructure	50,549.45
Denmark	Buk-Auto A/S	TOYOTA Hilux- Double Cabin- 4WD-2010YM	46,457.15
Denmark	Buk-Auto A/S	TOYOTA Hilux-Double Cabin-4WD-2010YM	150,087.85
Denmark	DAN OFFICE	HP Compaq 8000 Elite CMT, E8500	54,083.00
Denmark	DAN OFFICE	HP Proliant DL380 G6-Rack server(2U) (491316-421)-Preconfigured	31,240.82
Denmark	DAN OFFICE	PCs, Monitors, Printers, Projectors as per TOR, and shipping	47,529.57
Russian Federation	Rosoboronexport Federal State Unitary Enterprise	Undercover Microphones	346,461.06
South Africa	Radio Holland (Pty) Ltd	Radar set, marine, GPS and AIS Receiver as per the attached specifications	39,224.68
Switzerland	LIPOMED AG	Reference samples of drugs	40,000.00
United Kingdom	Rapiscan Systems Ltd.	Addition funds to line no. 1	74,538.50
United Kingdom	Rapiscan Systems Ltd.	X-ray luggage inspection system for UNSSS	378,000.00
United Kingdom	Smiths Detection-Watford Limited	Safety equipment, laboratory	117,001.61
United Kingdom	Smiths Detection-Watford Limited	Safety equipment, laboratory	58,014.28
United Kingdom	Smiths Detection-Watford Limited	Safety equipment, laboratory	132,695.71
United States of America	I2 INC.	software licenses	53,186.00
Uzbekistan	Sergeli Avtotekservis OJSC	Vehicles	50,141.17
UN / PD			
Afghanistan	ARIA PETROOLIAM	Fuel oils,	37,751.63
Afghanistan	ARIA STATIONERY	Stationery articles	403,150.65
Afghanistan	Ariana Diesel Pump Station	Fuel oils,	39,010.72
Afghanistan	ASHUQULLAH WAF LTD	Fuel oils,	31,640.89
Afghanistan	AZIZI UNION CONSTRUCTION COMPANY	Containers of iron, steel or aluminium	649,962.50
Afghanistan	BAND AMIR PUMP STATION	Fuel oils,	102,635.91
Afghanistan	BAND AMIR PUMP STATION	Gas oils (diesel oil)	35,857.55
Afghanistan	BILAL OIL COMPANY LTD	Fuel oils,	83,472.31
Afghanistan	CENTRAL 57 PUMP STATION	Fuel oils,	32,905.66
Afghanistan	DIN SONS LTD.	Electrical equipment, parts and accessories thereof	46,766.06
Afghanistan	ELITE-DECOR LTD	Furniture, domestic	106,993.00
Afghanistan	ELITE-DECOR LTD	Radio or television transmission apparatus; television cameras	135,762.00
Afghanistan	HAMED HABIB TRADING	Air conditioning, cold chain and refrigerating equipment	48,133.33
Afghanistan	HAMED HABIB TRADING	Construction goods, ceramic, other	40,239.63
Afghanistan	HAMED HABIB TRADING	Containers of iron, steel or aluminium	33,255.57
Afghanistan	HAMED HABIB TRADING	Metal goods	45,387.06
Afghanistan	HAMED HABIB TRADING	Radio or television transmission apparatus; television cameras	69,274.46
Afghanistan	HAMED HABIB TRADING	Sanitaryware and plumbing fixtures, plastic	196,893.61
Afghanistan	HAMED HABIB TRADING	Security equipment, special purpose	476,280.19
Afghanistan	Hewadwal Construction and Roads Building Company	Containers of iron, steel or aluminium	1,218,800.00
Afghanistan	JAMSHIDI PUMP STATION	Fuel oils,	206,726.53
Afghanistan	JAMSHIDI PUMP STATION	Gas oils (diesel oil)	34,104.91
Afghanistan	KABUL ELECTRIC	Electrical equipment, parts and accessories thereof	357,700.88
Afghanistan	KABUL ELECTRIC	Sanitaryware and plumbing fixtures, plastic	55,878.89
Afghanistan	KHALIQYAR STORE	Toy electric trains; model assembly kits etc.	66,813.32
Afghanistan	KHASH RODY FUEL PUMP STATION	Fuel oils,	31,111.11
Afghanistan	MASEEH ULLAH STORE	Bars and rods of iron or steel, hot rolled	47,707.92
Afghanistan	MASEEH ULLAH STORE	Paints and varnishes (including enamels and lacquers) and related products	32,299.53
Afghanistan	MUSLEM INSAF DIESEL PUMP	Fuel oils,	139,358.13
Afghanistan	NAEEMULLAH HOTAK SUPER STORE	Furniture, domestic	40,892.60
Afghanistan	NAEEMULLAH HOTAK SUPER STORE	Radio or television transmission apparatus; television cameras	34,336.00
Afghanistan	NAQIB TANIWAL THE TELO PUMP	Fuel oils,	39,417.39
Afghanistan	NASEER FUEL PUMP STATION	Fuel oils,	31,535.00
Afghanistan	NASRAT MOHIB SAFI LTD	Bars and rods of iron or steel, hot rolled	34,794.83
Afghanistan	NASRAT MOHIB SAFI LTD	Carpets and other textile floor coverings, knotted	37,119.81
Afghanistan	NASRAT MOHIB SAFI LTD	Timber, hard	74,781.45
Afghanistan	NATIONAL FUEL INC.	Fuel oils,	1,090,816.50
Afghanistan	NATIONAL FUEL INC.	Gas oils (diesel oil)	448,635.81
Afghanistan	NAWEEED OMID LTD	Electrical equipment, parts and accessories thereof	86,637.01
Afghanistan	PACHAKHIL ESMAT TRADING CO.LTD.	Pebbles, gravel, broken or crushed stone, macadam etc.	49,706.01
Afghanistan	PACHAKHIL ESMAT TRADING CO.LTD.	Sanitaryware and plumbing fixtures, plastic	78,694.88
Afghanistan	PACHAKHIL ESMAT TRADING CO.LTD.	Timber, hard	50,635.83
Afghanistan	QASR E-ARIANA LTD	Furniture, domestic	30,800.00
Afghanistan	RED ORANGE GENERAL TRADING LLC	Software Licences	52,986.00
Afghanistan	SANG MAHR PUMP STATION	Fuel oils,	40,279.33
Afghanistan	SHEHAM BAGH PUMP STATION	Fuel oils,	51,513.88
Afghanistan	UNITED NATIONS HUMANITARIAN AIR SERVICES	Motor spirit (gasoline), including aviation spirit	1,507,980.48
Afghanistan	YASIN PETROL PUMP	Fuel oils,	118,090.15
Algeria	NAFTAL SPA	Jet fuel, spirit type (gasoline type)	227,950.47
Andorra	Eudald Guillaumet	Chemical products, other	56,275.22
Australia	BARRETT COMMUNICATIONS PTY LTD	Telecommunication equipment, other	93,796.57
Australia	BARRETT COMMUNICATIONS PTY LTD.	Telecommunication equipment, parts and accessories thereof	34,391.57
Australia	BP AUSTRALIA LIMITED	Motor spirit (gasoline), including aviation spirit	58,535.54
Australia	EXPRO QLD PTY LTD	Machinery, special purpose, other	93,540.27
Australia	Fire Rescue Safety Australia	Security equipment and supplies	31,255.66
Australia	HAGEMEYER AUSTRALIA	Insulated wire and cable; optical fibre cables	69,155.34
Australia	HOLYMAN SHIPPING SERVICES PTY LTD trading as PDL TOLL	Electric motors, generators and the like	5,607,542.13
Australia	HOLYMAN SHIPPING SERVICES PTY LTD trading as PDL TOLL	Gas oils (diesel oil)	934,173.15
Australia	HOLYMAN SHIPPING SERVICES PTY LTD trading as PDL TOLL	Motor spirit (gasoline), including aviation spirit	50,983.92
Australia	HOLYMAN SHIPPING SERVICES PTY LTD.	Electric motors, generators and the like	540,000.00
Australia	HOLYMAN SHIPPING SERVICES PTY LTD.	Gas oils (diesel oil)	21,668,369.00
Australia	HOLYMAN SHIPPING SERVICES PTY LTD.	Motor spirit (gasoline), including aviation spirit	13,559,720.40
Australia	LIVINGSTONE INTERNATIONAL PTY LTD	Laboratory equipment, miscellaneous	55,550.98
Austria	Dschulnigg GmbH & Co KG	Firearms and ammunition	77,611.11
Austria	KREPS	Recording and reproducing apparatus, for sound and video	66,009.72
Austria	KREPS	Surveillance/control systems, other	63,572.65
Austria	KREPS H. KEG	Electricity distribution or control apparatus	56,837.61
Austria	KREPS H. KEG	Telecommunication equipment, other	84,784.08
Austria	KREPS HANDELSGESELLSCHAFT KEG	Clocks	31,625.07
Austria	KREPS HANDELSGESELLSCHAFT KEG.	Detergents, perfumes and washing preparations	87,557.59
Austria	KREPS HANDELSGESELLSCHAFT KEG.	Footwear, of rubber or plastics	32,722.83
Austria	Kreps Handelsgesellschaft KEG.	Hydrogen, nitrogen, oxygen, carbon dioxide and rare gases	31,484.49
Austria	KREPS HANDELSGESELLSCHAFT KEG.	Office machines, other	64,751.31
Austria	Kreps Handelsgesellschaft KEG.	Radio or television transmission apparatus; television cameras	103,925.73
Austria	Kreps Handelsgesellschaft KEG.	Recording and reproducing apparatus, for sound and video	223,250.67
Austria	KREPS HANDELSGESELLSCHAFT NACHFOLGE	Telecommunication equipment	60,380.00
Austria	Kreps Handelsgesellschaft Nachfolge GmbH & Co KG	Tyres, pneumatic new, inner tubes, solid or cushion tyres, etc.	57,091.67
Austria	KREPS HANDELSGESELLSCHAFTKEG	Pallets, box pallets and other load boards of wood	34,642.49
Austria	KREPS HANDELSGESELLSCHAFTKEG	Telecommunication equipment, other	32,694.75
Austria	KREPS HANDELS-KEG	Expendables and accessories for use with EDP equipment	34,853.87
Austria	KREPS KEG	Accumulators, electric	30,642.20
Austria	KREPS KEG	Alternative energy systems; steam, hydraulic and gas turbines	38,405.11
Austria	KREPS KEG	Clothing of textile materials	102,815.00
Austria	KREPS KEG	Micro-computers	60,370.19
Austria	KREPS KEG	Recording and reproducing apparatus, for sound and video	64,978.36
Austria	KREPS KEG	Safety equipment	38,169.84
Austria	KREPS KEG	Tyres, pneumatic new, inner tubes, solid or cushion tyres, etc.	77,079.37
Austria	ROSENBAUER INTERNATIONAL AG	Measuring, checking and testing appliances	100,813.42
Austria	ROSENBAUER INTERNATIONAL AG	Safety equipment	191,066.25
Austria	ROSENBAUER INTERNATIONAL AG	Motor vehicles and parts and accessories thereof	1,175,477.11
Austria	ROSENBAUER INTERNATIONAL AG FEUERWEHRTECHNIK	Motor vehicle parts and accessories	74,965.67
Austria	SCHRACK SECONET AG	Measuring, checking and testing appliances	100,988.55
Austria	Schrack Technik GmbH	Insulated wire and cable; optical fibre cables	387,464.33
Austria	SCHRACK TECHNIK GmbH	Lighting equipment	55,033.65
Austria	SCHRACK TECHNIK GMBH	Electricity distribution or control apparatus	385,407.45

Major Orders for Goods by Agency during 2010 (Orders of \$30,000 or more)

AGENCY			PO value
Location of supplier	Name of supplier	Description of goods (equipment)	USD
UN / PD Continued			
Belgium	GENERAL BUSINESS CONSULTANTS	Expendables for use with EDP equipment	128,537.80
Belgium	GENERAL BUSINESS CONSULTANTS	Radio broadcast and television receivers	60,594.63
Belgium	N.V. REIBEL (Belgium) S.A.	Food products, other	129,473.92
Brazil	CONDOR S/A INDUSTRIA QUIMICA	Security and safety equipment	97,863.00
Burundi	ENGEN PETROLEUM BURUNDI S.A	Petroleum oils, light, and other light oils	1,270,375.60
Burundi	INTERAFRICAIN COMMERCIALS A.S	Stationery articles	32,078.84
Cameroon	SEMME MINERAL WATER PLC	Waters, not sweetened	431,348.09
Canada	AERONAV INC.	Telecommunication equipment, parts and accessories thereof	70,187.50
Canada	Atlas International Freight Forwarding Inc.	Bitumen and asphalt, natural; asphaltites and asphaltic rock	2,485,692.00
Canada	COMMPORT COMMUNICATIONS	Software application packages	299,858.00
Canada	COMMPORT COMMUNICATIONS	Software, computer, including manuals	3,750,000.00
Canada	LIFTKING INDUSTRIES INC	Motor vehicles and parts and accessories thereof	730,647.00
Canada	MDA Geospatial Services	Maps and charts	38,070.91
Canada	MDA Geospatial Services Inc.	Maps and charts	35,752.16
Canada	MultiCorpora R&D	Computer systems, special purpose other	86,694.00
Canada	NEWCON INTERNATIONAL LTD.	Optical instruments	32,364.28
Canada	WEATHERHAVEN	Prefabricated buildings	1,295,666.37
Central African Republic	TRADEX	Motor spirit (gasoline), including aviation spirit	101,409.77
Central African Republic	Tradex Centrafrique s.a.	Motor spirit (gasoline), including aviation spirit	89,014.79
Chad	AL BATOUL	Pumps, water	40,775.56
Chad	BOUTIQUE ABOUNIMA pour le Commerce General	Construction goods, ceramic, other	61,932.42
Chad	BRASSERIES DU TCHAD	Waters, not sweetened	462,101.71
Chad	CARRIERE	Angles, shapes and sections, of iron or non-alloy steel	60,210.99
Chad	COMPUTER GOLF TCHAD	Pumps, water	57,488.99
Chad	ECBOTP	Cements	297,712.11
Chad	ECOTRANS	Waters, not sweetened	98,720.10
Chad	ETS ABOU HASSAN	Transmission equipment	30,459.03
Chad	ETS MAHAMAT ADOUM IDRISSE	Furniture, domestic	74,229.12
Chad	GLOBAL PLUS	Hats and headgear	39,809.57
Chad	MARGARINE	Pebbles, gravel, broken or crushed stone, macadam etc.	66,890.95
Chad	MD ETS MAHAMAT MOUSSA DJOKO	Cements	71,270.87
Chad	MD ETS MAHAMAT MOUSSA DJOKO	Pebbles, gravel, broken or crushed stone, macadam etc.	73,212.68
Chad	NGOURA ENTREPRISE	Pebbles, gravel, broken or crushed stone, macadam etc.	67,892.29
Chad	OIL LIBYA	Motor spirit (gasoline), including aviation spirit	37,543.20
Chad	Quincaillerie du Centre	Pumps, water	55,842.11
Chad	SAO TEQ	Furniture, domestic	57,866.79
Chad	SOCIETE MALLAH Sarl	Furniture, domestic	35,917.32
Chad	SOCIETE NATIONALE DE COMMERCE ET DE CONSTRUCTION (S.N	Pebbles, gravel, broken or crushed stone, macadam etc.	37,792.01
Chad	TOTAL MARKETING TCHAD	Motor spirit (gasoline), including aviation spirit	95,018.68
China	A. ANDREWS & CO. (MAIL ORDER) LTD.	Radio or television transmission apparatus, parts and accessories thereof	48,502.40
China	A. ANDREWS & CO. (MAIL ORDER) LTD.	Photographic and cinematographic equipment	55,405.00
China	INNER MONGOLIAN WEIDE TRADE CO. LTD	Telecommunication equipment	301,034.49
China	Jiangsu Sainly Corp. Ltd.	Camping equipment	70,980.00
China	PEAK INTERNATIONAL TRADE	General purpose machinery, parts and accessories thereof	137,075.00
China	Peak International Trade (Tianjin) Co.Ltd	Air conditioning, cold chain and refrigerating equipment	338,985.00
China	Peak International Trade (Tianjin) Co.Ltd	Sacks and bags, of a kind used for the packing of goods	116,390.00
China	PEAK INTERNATIONAL TRADE (TIANJIN)	Clothing of textile materials	136,645.00
China	PEAK INTERNATIONAL TRADE (TIANJIN)	Electric motors, generators and transformers, parts thereof	166,325.00
China	PEAK INTERNATIONAL TRADE (TIANJIN)	Air conditioning, cold chain and refrigerating equipment	823,724.00
China	PEAK INTERNATIONAL TRADE (TIANJIN)	Lighting equipment, parts thereof	66,018.00
China	Peak International Trade (Tianjin) Co. Ltd	Air conditioning, cold chain and refrigerating equipment	2,051,496.35
China	Peak International Trade (Tianjin) Co. Ltd	Domestic cooking and heating equipment	125,110.00
China	PEAK INTERNATIONAL TRADE (TIANJIN) CO. LTD	Electrical equipment, parts and accessories thereof	113,111.40
China	Peak International Trade (Tianjin) Co. Ltd	Filtering and purifying equipment	36,765.00
China	Peak International Trade (Tianjin) Co. Ltd	Lamps, electric filament or discharge; arc lamps	466,564.00
China	Peak International Trade (Tianjin) Co. Ltd	Pipes and other accessories, for use with pumps	82,162.10
China	PEAK INTERNATIONAL TRADE (TIANJIN) CO. LTD	Printing and plotting devices for EDP equipment	51,600.00
China	Peak International Trade (Tianjin) Co. LTD.	Air conditioning, cold chain and refrigerating equipment	884,975.00
China	PEAK INTERNATIONAL TRADE (TIANJIN) CO. LTD.	Articles for medical or surgical purposes	94,431.00
China	PEAK INTERNATIONAL TRADE (TIANJIN) CO.LTD.	Metal goods	41,350.00
China	PEAK INTERNATIONAL TRADE Co. LTD	Trailers and semi-trailers; containers	207,240.00
China	PEAK INTERNATIONAL TRADE Co. LTD	Transformers, electrical	41,145.00
China	R. M. Asia (HK) Ltd	Electric motors, generators and the like	1,336,739.15
China	Shanghai Koyo-Anp Imp & Exp Co., Ltd	Safety clothing and headgear; other headgear of rubber or plastics	64,231.06
China	Zhe jiang Kangle Group Import & Export Co. Ltd.	Electric motors, generators and the like	100,125.53
China	Zhe jiang Kangle Group Import & Export Co. Ltd.	Electric motors, generators and transformers, parts thereof	68,661.26
China	Zhe jiang Kangle Group Import & Export Co. Ltd.	Electronic storage units/media	84,744.97
Congo, Dem. Rep.	AMZA CONSTRUCTION	Construction materials of plastic; containers of plastic	38,500.00
Congo, Dem. Rep.	AMZA CONSTRUCTION	Hand tools	65,987.50
Congo, Dem. Rep.	BEKI CONSTRUCT	Pebbles, gravel, broken or crushed stone, macadam etc.	67,000.00
Congo, Dem. Rep.	BEKI CONSTRUCT	Sands	37,260.00
Congo, Dem. Rep.	BUHENDWA BAGALWA	Cements	72,000.00
Congo, Dem. Rep.	CFAO MOTORS RDC SPRL	Motor vehicle parts and accessories	40,000.00
Congo, Dem. Rep.	COBRA TYRES SARL	Motor vehicle parts and accessories	34,990.00
Congo, Dem. Rep.	COMMITRAF S.P.R.L	Metal goods	61,350.00
Congo, Dem. Rep.	COMMITRAF S.P.R.L	Plates, sheets, film, foil and strip of plastics, other	48,000.00
Congo, Dem. Rep.	DIM FROID	Air conditioning, cold chain and refrigerating equipment	30,000.00
Congo, Dem. Rep.	DYNASTY AFI	Motor vehicle parts and accessories	32,500.00
Congo, Dem. Rep.	EASTERN CONGO PROPRIETY (ECOPROP)	Petroleum oils, light, and other light oils	74,499.10
Congo, Dem. Rep.	EATP SPRL	Pebbles, gravel, broken or crushed stone, macadam etc.	75,000.00
Congo, Dem. Rep.	EGEC.SPRL	Electric motors, generators and the like	127,046.00
Congo, Dem. Rep.	ELF OIL RDC	Gas oils (diesel oil)	4,686,979.90
Congo, Dem. Rep.	ELF OIL RDC	Petroleum oils, light, and other light oils	11,939,517.50
Congo, Dem. Rep.	ENGEN DRC	Gas oils (diesel oil)	270,631.00
Congo, Dem. Rep.	ENGEN DRC	Petroleum oils, light, and other light oils	9,789,936.53
Congo, Dem. Rep.	ETS DIEU MERCI	Timber, hard	68,500.00
Congo, Dem. Rep.	ETS IRENE BYAMUNGU	Electrical equipment	30,000.00
Congo, Dem. Rep.	ETS IRENE BYAMUNGU	Pebbles, gravel, broken or crushed stone, macadam etc.	56,000.00
Congo, Dem. Rep.	ETS KAMBALE TAHANGANYOLO	Pebbles, gravel, broken or crushed stone, macadam etc.	105,000.00
Congo, Dem. Rep.	ETS LIMIF TRADING	Angles, shapes and sections, of iron or non-alloy steel	69,225.00
Congo, Dem. Rep.	ETS LIMIF TRADING	Metal goods	50,000.00
Congo, Dem. Rep.	ETS MAISON LA VICTOIRE	Food products, other	33,766.00
Congo, Dem. Rep.	ETS MUKIKO	Pebbles, gravel, broken or crushed stone, macadam etc.	30,000.00
Congo, Dem. Rep.	ETS MWAJUMA	Timber, hard	35,825.00
Congo, Dem. Rep.	ETS PROBABI	Timber, soft	30,000.00
Congo, Dem. Rep.	ETS YETU	Timber, hard	75,000.00
Congo, Dem. Rep.	FINA CONGO	Petroleum oils, light, and other light oils	1,880,693.85
Congo, Dem. Rep.	GARAGE CARROSSERIE	Electric motors, generators and transformers, parts thereof	40,000.00
Congo, Dem. Rep.	Kanem Borno International Company	Cements	60,000.00
Congo, Dem. Rep.	LIMIF TRADING	Insulated wire and cable; optical fibre cables	40,764.00
Congo, Dem. Rep.	M. NG BUSINESS (MURHULA NGABWE BUSINESS)	Electrical equipment	40,000.00
Congo, Dem. Rep.	MAISON M.K.H	Metal goods	40,000.00
Congo, Dem. Rep.	Maison MKH	Timber, hard	33,350.00
Congo, Dem. Rep.	MIS IMPRESSIONS	Paper and paperboard products, other	68,090.00
Congo, Dem. Rep.	PAN AFRICAN COMPANY "PANACO SPRL"	Electrical equipment	30,000.00
Congo, Dem. Rep.	PHARMACIE WAGENIA	Laboratory equipment, miscellaneous	79,905.46
Congo, Dem. Rep.	PIERRE MBUNZA	Pebbles, gravel, broken or crushed stone, macadam etc.	69,400.00
Congo, Dem. Rep.	QUINCAILLERIE BON MARCHE	Cements	35,000.00
Congo, Dem. Rep.	QUINCAILLERIE BURUME	Pumps, compressors, valves, etc., parts thereof	33,810.00
Congo, Dem. Rep.	QUINCAILLERIE DE LA PAIX	Cements	71,250.00
Congo, Dem. Rep.	QUINCAILLERIE FULL BUSINESS	Timber, soft	30,000.00
Congo, Dem. Rep.	QUING MATERIAUX S.P.R.L	Construction goods, ceramic, other	114,039.00
Congo, Dem. Rep.	QUING MATERIAUX S.P.R.L	General purpose machinery, parts and accessories thereof	40,000.00
Congo, Dem. Rep.	QUING MATERIAUX S.P.R.L	Plywood	70,214.00
Congo, Dem. Rep.	QUING MATERIAUX S.P.R.L	Tubes, pipes and hoses, and fittings therefor, of plastics	43,400.00
Congo, Dem. Rep.	RANDY MOTORS	Electric motors, generators and transformers, parts thereof	40,000.00
Congo, Dem. Rep.	S. N. E. L. (SOCIETE NATIONALE D'ELECTRICITE)	Transformers, electrical	53,447.18
Congo, Dem. Rep.	SEDEC/ONG	Pebbles, gravel, broken or crushed stone, macadam etc.	47,500.00
Congo, Dem. Rep.	SOCIETE TEXTILE DE KISANGANI S.A.R.L (SOTEXKI)	Expendables for use with EDP equipment	47,500.00
Congo, Dem. Rep.	SOLUTIONS FOR AFRICA	Hand tools (including glaziers diamonds)	39,325.00
Congo, Dem. Rep.	SUCCESSION LIANDJA	Pebbles, gravel, broken or crushed stone, macadam etc.	132,000.00

Major Orders for Goods by Agency during 2010 (Orders of \$30,000 or more)

AGENCY			PO value
Location of supplier	Name of supplier	Description of goods (equipment)	USD
UN / PD Continued			
Congo, Dem. Rep.	TRAMIC INTERNATIONAL LIMITED	Cork and straw or other plaiting materials; basketwork and wickerwork	105,300.00
Congo, Dem. Rep.	TRAMIC INTERNATIONAL LIMITED	Detergents, perfumes and washing preparations	74,978.75
Cote d'Ivoire	BELLE DEMEURE	Newspapers	103,588.87
Cote d'Ivoire	CABLAGE UNIVERSEL CONNEXION	Transformers, electrical	33,184.73
Cote d'Ivoire	CACOMIAF	Accumulators, electric	106,484.04
Cote d'Ivoire	CACOMIAF	Tyres, pneumatic new, inner tubes, solid or cushion tyres, etc.	53,752.13
Cote d'Ivoire	CLIM AUTO	Security equipment, special purpose	90,165.21
Cote d'Ivoire	CMC	Sanitaryware and plumbing fixtures, plastic	66,796.76
Cote d'Ivoire	CMC	Timber, hard	50,404.89
Cote d'Ivoire	CMC	Welding and soldering consumables	80,180.39
Cote d'Ivoire	DMEIB (DISTRIBUTION DE MATERIEL ELECTRIQUE INDUSTRIELS &	Insulated wire and cable; optical fibre cables	94,047.34
Cote d'Ivoire	DOB TECHNOLOGIE	Pumps, water	149,448.75
Cote d'Ivoire	DROCOLOR	Paints and varnishes (including enamels and lacquers) and related products	82,478.86
Cote d'Ivoire	E. C. G. (EMERAUDE COMMERCE GENERAL)	Bars and rods of iron or steel, hot rolled	62,977.60
Cote d'Ivoire	E. C. G. (EMERAUDE COMMERCE GENERAL)	Sands	72,333.49
Cote d'Ivoire	ELITYS	Software application packages	49,602.36
Cote d'Ivoire	ELITYS	Sports or outdoor games, articles and equipment therefor, other	64,143.82
Cote d'Ivoire	EMMANUEL PRODUCTION	Records, tapes and other recorded media for sound or other recorded phenomena	65,149.13
Cote d'Ivoire	ETS EL ACHKAR	Pallets, box pallets and other load boards of wood	50,164.83
Cote d'Ivoire	ETS EL ACHKAR	Pebbles, gravel, broken or crushed stone, macadam etc.	67,934.78
Cote d'Ivoire	IBATEL	Pumps, water	103,866.90
Cote d'Ivoire	ITC (INTERNATIONAL TRADING COMPAGNY)	Bars and rods of iron or steel, hot rolled	34,370.82
Cote d'Ivoire	IVOIR TRADING	Bars and rods of iron or steel, hot rolled	35,866.27
Cote d'Ivoire	IVOIRE TRADING TECH	Hand tools (including glaziers diamonds)	34,197.05
Cote d'Ivoire	JOHANNY'S CO	Expendables for use with EDP equipment	36,147.05
Cote d'Ivoire	LA MAIN VERTE ENVIRONNEMENT	General purpose machinery, parts and accessories thereof	41,699.51
Cote d'Ivoire	PHARMACIE ANIAMAN	Mechano-therapy appliances, respiration apparatus etc.	35,342.64
Cote d'Ivoire	POLYBAT-CI	Electric motors, generators and transformers, parts thereof	68,682.00
Cote d'Ivoire	SCA (STE DE CEMENTS D'ABIDJAN)	Pumps, water	36,725.39
Cote d'Ivoire	SECTRONIC	Recording and reproducing apparatus, for sound and video	38,911.48
Cote d'Ivoire	SIPA-DEPT GARAGE	Security equipment, special purpose	64,403.72
Cote d'Ivoire	SOCIETE IVOIRENNE D' ASSISTANCE ET DE MAINTENANCE D' AVIA	Food products, other	100,000.00
Cote d'Ivoire	SOCIETE IVOIRENNE D' ASSISTANCE ET DE MAINTENANCE D' AVIA	Motor spirit (gasoline), including aviation spirit	500,000.00
Cote d'Ivoire	TOTAL COTE D IVOIRE	Electric motors, generators and transformers, parts thereof	7,495,209.18
Cote d'Ivoire	TOTAL COTE D IVOIRE	Ethylene, propylene, butylene, butadiene and other petroleum gas	306,205.79
Cote d'Ivoire	TOTAL COTE D IVOIRE	Gas oils (diesel oil)	581,072.58
Cote d'Ivoire	TOTAL COTE D IVOIRE	Jet fuel, spirit type (gasoline type)	3,459,077.20
Cote d'Ivoire	TOTAL COTE D IVOIRE	Lubricating preparations	193,868.66
Cote d'Ivoire	UNIMATERIAUX	Plywood	35,124.69
Cote d'Ivoire	UNIMATERIAUX	Sacks and bags, of a kind used for the packing of goods	180,080.42
Cote d'Ivoire	UNIMATERIAUX	Software application packages	41,459.55
Cote d'Ivoire	VEILLE INDUSTRIELLE & TECHNOLOGIQUE (VT)	Security equipment, special purpose	58,029.26
Cyprus	ALASKA REFRIGERATORS INDUSTRY LTD	Air conditioning, cold chain and refrigerating equipment	152,170.16
Cyprus	BP EASTERN MEDITERRANEAN LTD.	Jet fuel, spirit type (gasoline type)	180,316.59
Cyprus	DIGICOM LTD.	Telecommunication equipment, parts and accessories thereof	42,000.00
Cyprus	G4S SECURITY SERVICES (CYPRUS) LIMITED	Hand saws, files, rasps, pliers, pincers, tweezers, spanners etc.	62,610.42
Cyprus	HELLENIC PETROLEUM CYPRUS LTD	Input/output units, other	340,062.92
Cyprus	INFOTREND INNOVATIONS CO. LTD.	EDP equipment	47,609.00
Cyprus	LATOMIA SHIAS LIMITED	Pebbles, gravel, broken or crushed stone, macadam etc.	110,931.17
Cyprus	NEMESIS ASPHALT CO. LTD.	Asphalt or similar material, articles thereof	77,068.45
Cyprus	PETROLINA (HOLDINGS) LTD.	Containers for compressed or liquefied gas, or atomic energy purposes	77,777.78
Cyprus	PETROLINA (HOLDINGS) LTD.	Input/output units, other	64,813.88
Cyprus	SPYROS STAVRIDES CHEMICALS LTD.	Telecommunication equipment, parts and accessories thereof	42,767.35
Czech Republic	BARUM CONTINENTAL SPOL S.R.O.	Motor vehicle parts and accessories	39,569.87
Czech Republic	Barum Continental Spol S.R.O.	Tyres, pneumatic new, inner tubes, solid or cushion tyres, etc.	67,680.60
Czech Republic	BARUM CONTINENTAL SPOL. S.R.O.	Tyres, pneumatic new, inner tubes, solid or cushion tyres, etc.	116,071.18
Czech Republic	SVOS SPOL S.R.O. PRELOUC	Motor vehicle parts and accessories	124,486.91
Czech Republic	SVOS SPOL. S.R.O	Motor vehicle parts and accessories	89,677.72
Czech Republic	SVOS SPOL. S.R.O.	Motor vehicles and parts and accessories thereof	4,477,305.76
Denmark	BUKKEHAVE	Motor vehicle parts and accessories	635,062.80
Denmark	BUKKEHAVE A/S	Motor vehicle parts and accessories	40,708.75
Denmark	BUKKEHAVE CORPORATION A/S	Motor vehicle parts and accessories	792,104.64
Denmark	BUKKEHAVE LTD.	Accumulators, electric	56,696.00
Denmark	CICCI APS	Books, brochures, leaflets and similar printed matter	314,668.02
Denmark	CICCI ApS	Bridges, bridge sections, towers and lattice masts, of iron or steel	32,995.33
Denmark	CICCI APS	Motor vehicles, goods transport	69,090.00
Denmark	CICCI APS	Radio broadcast and television receivers	101,982.38
Denmark	Cicci ApS	Radio-broadcasting, reception apparatus, parts and accessories thereof	72,433.38
Denmark	CICCI ApS	Transmitting and communicating equipment for EDP	41,688.36
Denmark	CICCI HOLDING	Transmitting and communicating equipment for EDP	343,748.61
Denmark	CICCI HOLDING LTD.	Microphones, loudspeakers, headphones, earphones, amplifiers	170,458.89
Denmark	CICCI HOLDING LTD.	Radio broadcast and television receivers	82,143.98
Denmark	CICCI HOLDING LTD.	Telecommunication equipment	41,062.08
Denmark	CONNECTRA ApS	Furniture, office, other than chairs	47,610.00
Denmark	Connectra ApS	Safety equipment	276,136.64
Denmark	Dan Office	Optical input/output units, such as scanners, optical readers etc.	32,405.00
Denmark	DAN OFFICE	Printing and plotting devices for EDP equipment	31,211.00
Denmark	Dan Office Ltd	Expendables and accessories for use with EDP equipment	41,458.25
Denmark	Dan Office Ltd	Expendables for use with EDP equipment	596,657.61
Denmark	DAN OFFICE LTD	Micro-computers	1,197,479.00
Denmark	DAN OFFICE LTD	Mini-computers	106,734.00
Denmark	Dan Office Ltd	Optical and photographic equipment, parts and accessories thereof	65,056.00
Denmark	Dan Office Ltd	Optical input/output units, such as scanners, optical readers etc.	71,790.00
Denmark	Dan Office Ltd	Printing and plotting devices for EDP equipment	46,676.00
Denmark	DAN OFFICE PLC	Expendables for use with EDP equipment	1,172,239.29
Denmark	DAN OFFICE PLC	Furniture, workshop, shop etc.	837,166.00
Denmark	DAN OFFICE PLC	Micro-computers	935,320.00
Denmark	DAN OFFICE PLC	Plastic articles	1,633,178.00
Denmark	DAN OFFICE PLC	Printing and plotting devices for EDP equipment	205,079.95
Denmark	DAN OFFICE PLC	Processing units for EDP, other	282,762.00
Denmark	DAN OFFICE PLC	Software application packages	40,860.00
Denmark	DAN OFFICE TRADING	Office and accounting machinery, parts and accessories thereof	408,477.65
Denmark	DAN OFFICE TRADING	Photographic and cinematographic equipment	56,547.00
Denmark	DAN OFFICE TRADING	Protection devices for EDP equipment	58,960.00
Denmark	DAN OFFICE TRADING	Telephone equipment	213,678.01
Denmark	DAN OFFICE TRADING	Transmitting and communicating equipment for EDP	648,985.00
Denmark	DAN:OFFICE APS	Components for telecommunication equipment	193,235.00
Denmark	DAN:OFFICE APS	Equipment and accessories for connecting EDP equipment in networks	81,390.00
Denmark	DAN:OFFICE APS	Micro-computers	45,304.00
Denmark	DAN:OFFICE APS	Printing and plotting devices for EDP equipment	81,454.00
Denmark	DAN:OFFICE APS	Telecommunication equipment, parts and accessories thereof	73,895.00
Denmark	DAN:OFFICE APS	Transmitting and communicating equipment for EDP	118,285.00
Denmark	Danimex Communication A/S	Aerials and antennae	101,307.80
Denmark	DANIMEX COMMUNICATION LTD.	Satellite communication systems	69,740.50
Denmark	DANOFFICE	EDP equipment	124,517.00
Denmark	DANOFFICE	Equipment and accessories for connecting EDP equipment in networks	251,072.54
Denmark	DANOFFICE	Expendables for use with EDP equipment	452,881.50
Denmark	DANOFFICE	Micro-computers	2,040,437.00
Denmark	DANOFFICE	Office and accounting machinery, parts and accessories thereof	71,810.74
Denmark	DANOFFICE	Optical input/output units, such as scanners, optical readers etc.	432,000.00
Denmark	DANOFFICE	Optical storage units	601,867.00
Denmark	DANOFFICE	Photocopying apparatus	74,452.00
Denmark	DANOFFICE	Printing and plotting devices for EDP equipment	1,407,151.71
Denmark	DANOFFICE	Processing units for EDP, other	48,516.00
Denmark	DANOFFICE	Protection devices for EDP equipment	477,685.00
Denmark	DANOFFICE	Software Licences	49,000.00
Denmark	DANOFFICE	Telecommunication equipment, other	45,955.00
Denmark	DANOFFICE	Telecommunication equipment, parts and accessories thereof	69,535.23
Denmark	DANOFFICE	Transformers, electrical	45,700.00
Denmark	DANOFFICE	Transmitting and communicating equipment for EDP	1,318,222.00
Denmark	DANOFFICE APS	EDP equipment	761,142.00

Major Orders for Goods by Agency during 2010 (Orders of \$30,000 or more)

AGENCY			PO value
Location of supplier	Name of supplier	Description of goods (equipment)	USD
UN / PD Continued			
Denmark	DANOFFICE APS	Electronic storage units/media	256,562.00
Denmark	DANOFFICE APS	Equipment and accessories for connecting EDP equipment in networks	195,617.00
Denmark	DANOFFICE APS	Expendables and accessories for use with EDP equipment	164,598.00
Denmark	DANOFFICE APS	Expendables for use with EDP equipment	1,552,640.19
Denmark	Danoffice ApS	Micro-computers	40,860.00
Denmark	DANOFFICE APS	Printing and plotting devices for EDP equipment	56,592.00
Denmark	Danoffice ApS	Protection devices for EDP equipment	669,421.00
Denmark	Danoffice ApS	Radio or television transmission apparatus; television cameras	41,583.64
Denmark	Danoffice ApS	Storage unit accessories	863,376.00
Denmark	DANOFFICE APS	Transmitting and communicating equipment for EDP	60,889.00
Denmark	DANOFFICE PLC	Alternative energy systems; steam, hydraulic and gas turbines	172,815.13
Denmark	DANOFFICE PLC	Electronic storage units/media	97,657.00
Denmark	DANOFFICE PLC	Expendables for use with EDP equipment	657,557.74
Denmark	DANOFFICE PLC	Micro-computers	248,186.00
Denmark	DANOFFICE PLC	Printing and plotting devices for EDP equipment	401,027.75
Denmark	DANOFFICE PLC	Protection devices for EDP equipment	44,220.00
Denmark	DANOFFICE PLC	Security equipment and supplies	118,300.86
Denmark	DANOFFICE PLC	Telephone equipment	233,689.00
Denmark	DANOFFICE PLC	Transmitting and communicating equipment for EDP	65,510.00
Denmark	DANOFFICE PLC	Computer display terminals	56,910.00
Denmark	DANOFFICE PLC	Computer systems, special purpose other	439,832.00
Denmark	DANOFFICE PLC	Mini-computers	30,100.00
Denmark	DANOFFICE PLC	Optical input/output units, such as scanners, optical readers etc.	441,368.00
Denmark	DANOFFICE PLC	Telecommunication equipment	1,758,857.06
Denmark	DANOFFICE TRADING	EDP equipment	58,960.00
Denmark	DANOFFICE TRADING	Expendables for use with EDP equipment	138,692.97
Denmark	DANOFFICE TRADING	Micro-computers	45,856.00
Denmark	DANOFFICE TRADING	Printing and plotting devices for EDP equipment	280,775.00
Denmark	DANOFFICE TRADING	Telecommunication equipment, other	284,199.00
Denmark	DANOFFICE TRADING	Transmitting and communicating equipment for EDP	145,176.00
Denmark	Johs. Gram-Hanssen A/S	Air conditioning, cold chain and refrigerating equipment	747,707.00
Denmark	Johs. Gram-Hanssen A/S	Angles, shapes and sections, of iron or non-alloy steel	592,326.06
Denmark	JOHS. GRAM-HANSSSEN A/S	Crowd control equipment	70,745.00
Denmark	JOHS. GRAM-HANSSSEN A/S	Furniture, domestic	60,720.00
Denmark	Johs. Gram-Hanssen A/S	Furniture, workshop, shop etc.	346,938.78
Denmark	JOHS. GRAM-HANSSSEN A/S	Insulated wire and cable; optical fibre cables	82,698.30
Denmark	JOHS. GRAM-HANSSSEN A/S	Plastic articles	584,554.33
Denmark	Johs. Gram-Hanssen A/S	Sacks and bags, of a kind used for the packing of goods	404,247.43
Denmark	Johs. Gram-Hanssen A/S	Safety clothing and headgear; other headgear of rubber or plastics	268,483.60
Denmark	JOHS. GRAM-HANSSSEN A/S	Security equipment, special purpose	41,422.22
Denmark	JOHS. GRAM-HANSSSEN A/S	Stoppers, caps, lids and other metal packing accessories; wire and wire products	135,238.10
Denmark	JOHS. GRAM-HANSSSEN A/S	Iron and steel, basic	174,906.51
Denmark	JOHS. GRAM-HANSSSEN A/S	Security and safety equipment	69,512.64
Denmark	JOHS. GRAM-HANSSSEN A/S	Trailers and semi-trailers, containers	606,991.43
Denmark	JOHS. GRAM-HANSSSEN A/S	Safety clothing and headgear; other headgear of rubber or plastics	50,600.00
Denmark	JOHS. GRAM-HANSSSEN A/S	Structures, other, and sections of iron, steel or aluminium	62,819.65
Denmark	Kuehne and Nagel	Buildings, prefabricated for office, school, home or warehouse	47,745.00
Denmark	PETER JUSTESEN	Alternative energy systems; steam, hydraulic and gas turbines	44,466.00
Denmark	Peter Justesen Company A/S	Alternative energy systems; steam, hydraulic and gas turbines	415,005.00
Denmark	Peter Justesen Company A/S	Radio or television transmission apparatus; television cameras	61,486.00
Denmark	PLANSON EUROPE	Components for telecommunication equipment	36,027.00
Denmark	PLANSON EUROPE	Expendables for use with EDP equipment	126,562.15
Denmark	PLANSON EUROPE	Motor vehicle parts and accessories	136,689.00
Denmark	PLANSON EUROPE	Recording and reproducing apparatus, for sound and video	33,515.88
Denmark	PLANSON EUROPE	Telephone equipment	58,975.34
Denmark	Scan Global Logistics A/S	Buildings, prefabricated for office, school, home or warehouse	715,785.00
Denmark	UNFPA (United Nations Population Fund)	Articles for medical or surgical purposes	351,517.58
Denmark	UNFPA (United Nations Population Fund)	Contraceptives	189,092.20
Denmark	WPC Denmark ApS	Earth moving equipment	1,875,355.00
Dominican Republic	COLCHONERIA Y MUEBLERIA LA NACIONAL	Air conditioning, cold chain and refrigerating equipment	56,961.47
Dominican Republic	COMPANIA DOMINICANA DE HIPERMERCADOS	Air conditioning, cold chain and refrigerating equipment	67,473.86
Dominican Republic	ERIKGAS	Firearms and ammunition	107,014.43
Dominican Republic	ERIKGAS	Motor spirit (gasoline), including aviation spirit	37,371.07
Dominican Republic	FERRETERIA AMERICANA	Timber, hard	99,535.63
Dominican Republic	FERRETERIA POPULAR CXA	Angles, shapes and sections, of iron or non-alloy steel	65,255.88
Dominican Republic	FERRETERIA POPULAR CXA	Bars and rods of iron or steel, hot rolled	70,959.83
Dominican Republic	FERRETERIA POPULAR CXA	Construction materials of plastic; containers of plastic	61,783.31
Dominican Republic	FERRETERIA POPULAR CXA	Doors and their frames and thresholds, of wood	48,527.59
Dominican Republic	IMBERT DOMINGUEZ Y ASOCIADOS	Furniture, office, other than chairs	49,640.90
Dominican Republic	LABORMENTOS Y MAQUINARIAS SA (IMCA)	Motor vehicles and parts and accessories thereof	397,500.00
Dominican Republic	LABORATORIOS BIO-MEDICA MG, S.A.	Modelling pastes, dental plaster preps., laboratory reagents etc.	44,400.00
Dominican Republic	LIMCOBA, CXA	Furniture, office, other than chairs	258,875.38
Dominican Republic	MADIG DOMINICANA	Air conditioning, cold chain and refrigerating equipment	33,404.00
Dominican Republic	MADIG DOMINICANA	Bitumen and asphalt, natural; asphaltites and asphaltic rock	74,054.00
Dominican Republic	MADIG DOMINICANA	Electricity distribution or control apparatus	212,450.00
Dominican Republic	MADIG DOMINICANA	Lighting equipment, parts thereof	42,305.00
Dominican Republic	MADIG DOMINICANA	Metal goods	166,245.00
Dominican Republic	MADIG DOMINICANA	Telecommunication equipment, parts and accessories thereof	71,795.00
Dominican Republic	OPERADORA DE TRANSPORTE, S.A.	Gas oils (diesel oil)	42,000.00
Dominican Republic	THE SHELL COMPANY (W.I.) LTD.	Gas oils (diesel oil)	682,466.00
Egypt	EGYPTIAN MULTI SERVICES CO (EGMCO)	X-ray or alpha, beta or gamma radiation apparatus, medical and surgical	43,356.00
Egypt	INTERNATIONAL MEDICAL CENTER	Antibacterials, other	87,900.00
Egypt	MUBARAK MILITARY HOSPITAL	Antibacterials, other	30,000.00
Ethiopia	EYAYA INDUSTRY PLC	Safety clothing and headgear; other headgear of rubber or plastics	35,977.42
Finland	STONESOFT CORPORATION	Equipment and accessories for connecting EDP equipment in networks	58,469.05
Finland	STONESOFT CORPORATION	Software Licences	124,067.58
Finland	STONESOFT CORPORATION	Transmitting and communicating equipment for EDP	271,749.60
France	DIRECTION GENERALE DE L'ECONOMAT DES ARMEES	Food products, other	102,481.43
France	ECONOMAT DES ARMEES	Food products, other	5,329,563.03
France	Economat Des Armees	Brushes	375,771.43
France	Economat Des Armees	Food products, other	6,265,025.88
France	ECONOMAT DES ARMES	Food products, other	1,347,618.04
France	ECONOMAT DES ARMES	Textile articles made-up, other	34,493.28
France	F. E. V. A. M. IND. CO. LTD.	Clothing of textile materials	64,000.00
France	FLORIDA PURCHASING AGENCY PARIS	Printing and plotting devices for EDP equipment	35,058.95
France	G. FERON - E. DE CLEBSATTEL S.A.	Domestic metal products	466,375.51
France	G. FERON - E. DE CLEBSATTEL S.A.	Lighting equipment, parts thereof	40,512.31
France	G. Feron E. De Clebsattel S. A.	Domestic metal products	2,228,317.46
France	G. Feron E. De Clebsattel SA	Food processing equipment	2,564,040.49
France	Maintlog	Motor vehicle parts and accessories	50,530.50
France	MANITOU BF	Motor vehicles and parts and accessories thereof	4,897,751.67
France	RENAULT TRUCKS	Motor vehicles and parts and accessories thereof	8,301,422.87
France	Spot Image	Aerials and antennae	177,003.70
France	SPOT IMAGE	Maps and charts	551,940.44
France	ZHENDRE S.A	General purpose machinery, parts and accessories thereof	58,130.00
Gambia	NETPAGE COMPANY LTD	EDP equipment	63,807.36
Germany	ALFRED KARCHER GMBH & CO.KG.	Filtering and purifying equipment	36,559.45
Germany	ALFRED KARCHER GMBH & CO.KG.	Sampling equipment, water purification and histology equipment, laboratory	53,519.40
Germany	BARCO CONTROL ROOMS GMBH	Recording and reproducing apparatus, for sound and video	484,151.40
Germany	BERNT LORENTZ GMBH & CO KG	Alternative energy systems; steam, hydraulic and gas turbines	88,716.60
Germany	Boss Pro-Tec GmbH	Hand tools (including glaziers diamonds)	32,138.60
Germany	FLEISCHHACKER GMBH & CO.;KG	Articles for medical or surgical purposes	51,030.13
Germany	FLEISCHHACKER GMBH & CO. KG	Security equipment, special purpose	84,079.87
Germany	FLEISCHHACKER GMBH & CO. KG	Articles for medical or surgical purposes	693,757.31
Germany	GSMK CRYPTOPHONE	Telephone equipment	86,435.12
Germany	KAERCHER FUTURETECH GMBH	Tubes, pipes and hoses, and fittings therefor, of plastics	100,335.39
Germany	KASSBOHRER GELANDEFahrZEUG AG	Motor vehicle parts and accessories	47,048.86
Germany	KASSBOHRER GELANDEFahrZEUG AG	Vehicles	353,444.44
Germany	Motorola GmBh	Telecommunication equipment, other	30,337.18
Germany	MOTOROLA INC	Optical input/output units, such as scanners, optical readers etc.	485,440.00
Germany	MOTOROLA INC	Telecommunication equipment, other	56,762.48

Major Orders for Goods by Agency during 2010 (Orders of \$30,000 or more)

AGENCY			PO value
Location of supplier	Name of supplier	Description of goods (equipment)	USD
UN / PD Continued			
Germany	Muller+Partner GmbH - International Logistics	Tyres, pneumatic new, inner tubes, solid or cushion tyres, etc.	163,558.00
Germany	NOWAR	Mechano-therapy appliances, respiration apparatus etc.	31,185.43
Germany	NOWAR SECURITY EQUIPMENT	Security equipment, special purpose	69,448.77
Germany	NOWAR SECURITY EQUIPMENT GMBH	Lighting equipment	83,843.65
Germany	NOWAR SECURITY EQUIPMENT GMBH	Printing and plotting devices for EDP equipment	104,346.50
Germany	NOWAR SECURITY EQUIPMENT GMBH	Security equipment and supplies	104,807.69
Germany	NOWAR SECURITY EQUIPMENT GMBH	Security equipment, special purpose	37,732.00
Germany	NOWAR SECURITY EQUIPMENT GMBH	Security and safety equipment	437,082.34
Germany	SUPREME FOODSERVICE AG	Meat and edible offal, fresh, chilled or frozen	4,067,717.50
Germany	SUPREME FOODSERVICE AG	Packing cases, boxes, crates, drums etc.;cable drums of wood	11,948,631.65
Guinea-Bissau	ENASAC S.A	Pipes, iron and steel	33,085.51
Guinea-Bissau	ETS JORDAN REMY SYLVESTRE MALOU SARL	Air conditioning, cold chain and refrigerating equipment	56,399.28
Guinea-Bissau	PETROMAR - SOCIEDADE DE ABASTECIMENTOS PETROLIFEROS,	Fuel oils	92,992.04
Haiti	ACCESS HAITI S.A.	Telecommunication equipment, parts and accessories thereof	167,664.00
Haiti	ACIERIE D'HAITI	Angles, shapes and sections, of iron or non-alloy steel	112,070.00
Haiti	ACIERIE D'HAITI	Bars and rods of iron or steel, hot rolled	148,300.00
Haiti	ACIERIE D'HAITI	Plywood	81,200.00
Haiti	AD ONE DESIGN	Textile articles made-up, other	110,000.00
Haiti	ADDITEC, S.A.	Sands	152,975.00
Haiti	BURACO MULTI SERVICES S.A.	Structures, other, and sections of iron, steel or aluminium	63,538.00
Haiti	COMPUTER SYSTEMS NETWORK AND SERVICES	Equipment and accessories for connecting EDP equipment intonetworks	43,764.45
Haiti	DISTRIBUTEURS NATIONAUX S.A.(DINASA)	Gas oils (diesel oil)	4,805,170.00
Haiti	DISTRIBUTEURS NATIONAUX S.A.(DINASA)	Lubricating preparations	159,080.00
Haiti	ECOFRA S.A.	Pipes, iron and steel	110,737.63
Haiti	ECO-MAINTENANCE S.A.	Regulating instruments; mechanical property testing appliances	34,560.00
Haiti	EXPRESS COMMUNICATION	Telecommunication equipment, parts and accessories thereof	44,100.00
Haiti	GIGATECH	Sands	112,650.00
Haiti	HAYTIAN TRACTOR AND EQUIPMENT Co S.A. (Haytrac)	Lubricating preparations	41,469.40
Haiti	JAMAGI S.A.	Lubricating preparations	30,758.93
Haiti	JETEC CONSTRUCTION	Sands	31,900.00
Haiti	LIBRAIRIE LA PLEIADE	Paper of paperboard , for printing or other graphic purpose	36,838.14
Haiti	LUBEX S.A.	Lubricating preparations	36,518.00
Haiti	MEDIA & COMMUNICATION S.A. (MEDIACOM)	Equipment and accessories for connecting EDP equipment intonetworks	88,800.00
Haiti	MEDIA & COMMUNICATION S.A. (MEDIACOM)	Telecommunication equipment, parts and accessories thereof	51,300.00
Haiti	MSC TRADING S.A	Bricks, blocks, tiles etc. and ceramic goods, other	40,500.00
Haiti	PREFAB	Structural components, prefabricated, of cement or concrete	70,626.27
Haiti	UNIVERSAL MOTORS S. A	Motor vehicle parts and accessories	74,300.00
Haiti	UNIVERSAL MOTORS S. A	Tyres, pneumatic new, inner tubes, solid or cushion tyres, etc.	40,500.00
India	BCS Switchgear Industries	Bars and rods of iron or steel, hot rolled	123,650.00
India	BCS Switchgear Industries	Pipes and other accessories, for use with pumps	139,000.00
India	BHARTI AIRTEL LTD.	Electronic components, parts and accessories thereof	56,428.00
India	LEARNINGMATE SOLUTIONS PRIVATE LTD	Training materials, EDP	64,935.00
Iraq	AL SAMI GENERAL TRADE COMPANY LTD.	Cements	48,000.00
Iraq	AL SAMI GENERAL TRADE COMPANY LTD.	Domestic metal products	45,000.00
Iraq	AL SAMI GENERAL TRADE COMPANY LTD.	Insulated wire and cable; optical fibre cables	35,000.00
Iraq	ALWAND COMPANY FOR RECONSTRUCTION AND DEVELOPMENT	Bars and rods of iron or steel, hot rolled	50,000.00
Iraq	AMER COMPANY FOR CONSTRUCTION CONTRACTS & TRANSPORT	Motor vehicle parts and accessories	32,540.00
Iraq	ERBIL FUEL DISTRIBUTION DIRECTORY	Fuel oils	280,341.88
Iraq	FHAZR COMPANY FOR GENERAL SUPPLY AND TRADING	General purpose machinery, parts and accessories thereof	45,335.00
Iraq	KAR FOR CONTRACTING PROJECTS, ENGINEERING CONSULTANC	Waters, not sweetened	149,387.52
Ireland	FG Wilson Engineering Ltd	Electric motors, generators and the like	1,030,044.40
Ireland	M.M.I. Group Ltd.	Metal goods	57,931.39
Ireland	MMI GROUP LTD	Metal goods	35,948.16
Ireland	MMI GROUP LTD.	Books, brochures, leaflets and similar printed matter	35,307.99
Ireland	MMI GROUP LTD.	Metal goods	106,866.75
Ireland	Solarwinds Software Europe Limited	PC software, general	39,729.00
Ireland	Symantec Ireland Ltd.	Software Licences	82,758.66
Israel	ATARA LTD	Fruit, other, fresh	222,853.00
Israel	DELEK -ISRAEL FUEL CORPORATION LTD.	Fuel oils	214,404.41
Israel	DISTRICT BAKERY	Bread, other, and bakers' wares, other	40,495.87
Israel	Diuk Arches Ltd.	Buildings, prefabricated for office, school, home or warehouse	36,416.79
Israel	E-DRIVE TECHNOLOGY Ltd	Motor vehicle parts and accessories	478,813.00
Israel	E-DRIVE Technology LTD	Vehicles	40,260.00
Israel	E-DRIVE TECHNOLOGY LTD.	Measuring, checking and testing appliances	38,199.00
Israel	E-DRIVE TECHNOLOGY LTD.	Motor vehicle parts and accessories	2,442,848.00
Israel	E-DRIVE TECHNOLOGY LTD.	Motor vehicles and parts and accessories thereof	343,045.00
Israel	GALICOM MARKETING LTD	Expendables for use with EDP equipment	33,640.00
Israel	GAMATRONIC ELECTRONIC INDUSTRY	Radio-broadcasting, reception apparatus, parts and accessories thereof	37,982.81
Israel	Gilat Satcom Ltd	Satellite communication systems	223,750.00
Israel	L. A. D. M. Agencies Ltd.	Accumulators, electric	59,600.00
Israel	L. A. D. M. Agencies Ltd.	Radio broadcast and television receivers	64,240.00
Israel	L.A.D.M. AGENCIES LTD	Safety equipment	38,665.50
Israel	LADM AGENCIES	Containers, paper and paperboard	32,640.00
Israel	LADM AGENCIES	Detergents, perfumes and washing preparations	203,834.50
Israel	LADM AGENCIES	Safety equipment	43,718.75
Israel	LAN LEE INTERNATIONAL LTD	Instruments for measuring temperature or other physical properties	38,106.00
Israel	LAN LEE INTERNATIONAL LTD.	Measuring, checking and testing appliances	68,495.00
Israel	LAN LEE INTERNATIONAL LTD.	Telecommunication equipment, other	602,011.00
Israel	LAN LEE INTERNATIONAL LTD.*	Telecommunication equipment, other	37,186.00
Israel	LAN-LEE INTERNATIONAL LTD	Dispersing or spraying appliances for agriculture	219,531.44
Israel	LAN-LEE INTERNATIONAL LTD	Lighting equipment	162,302.00
Israel	LAN-LEE INTERNATIONAL LTD	Packing and sealing articles of plastics	299,553.82
Israel	LAN-LEE INTERNATIONAL LTD.	Containers of iron, steel or aluminium	46,770.10
Israel	LAN-LEE INTERNATIONAL LTD.	Furniture, office, other than chairs	168,740.00
Israel	LAN-LEE INTERNATIONAL LTD.	Machinery and equipment for the pharmaceutical industry	32,300.00
Israel	LAN-LEE INTERNATIONAL LTD.	Sampling equipment, water purification and histology equipment, laboratory	61,067.23
Israel	MIFRAM LIMITED	Security equipment, special purpose	58,046.00
Israel	MIFRAM LIMITED	Trailers and semi-trailers; containers	201,387.00
Israel	ODIS FILTERING LTD	Containers of iron, steel or aluminium	121,111.11
Israel	ODIS FILTERING LTD	Decanting, distilling, evaporating, extracting, filtering equipment etc.	42,545.00
Israel	ODIS FILTERING LTD	Disinfectants	165,916.00
Israel	ODIS FILTERING LTD	Electronic components, parts and accessories thereof	73,085.00
Israel	ODIS FILTERING LTD	Engines and turbines, parts thereof	97,266.50
Israel	ODIS FILTERING LTD	Filtering and purifying equipment	982,246.90
Israel	Odis Filtering Ltd	Insulated wire and cable; optical fibre cables	54,411.31
Israel	ODIS FILTERING LTD	Machinery and equipment for the pharmaceutical industry	736,500.00
Israel	ODIS FILTERING LTD	Pipes and other accessories, for use with pumps	36,535.00
Israel	ODIS FILTERING LTD	Sampling equipment, water purification and histology equipment, laboratory	189,745.95
Israel	ODIS FILTERING LTD	Sterilizers, medical, surgical or laboratory	123,900.92
Israel	ODIS FILTERING LTD	Tubes, pipes and hoses, and fittings therefor, of plastics	53,463.50
Israel	ODIS FILTERING LTD.	Filtering and purifying equipment	697,018.82
Israel	ODIS FILTERING LTD.	Pumps, compressors, valves, etc., parts thereof	139,614.50
Israel	ODIS FILTERING LTD.	Sands	41,025.00
Israel	PAZ OIL COMPANY LTD.	Kerosene	138,696.94
Israel	SD Advanced Solutions LTD	Electricity distribution or control apparatus	206,324.80
Israel	TNUVA LTD	Eggs, birds' in shell	31,250.00
Italy	A BELLOMI S.R.L	Packing and sealing articles of plastics	40,947.85
Italy	A BELLOMI S.R.L	Paper of paperboard , for printing or other graphic purpose	52,483.19
Italy	A. BELLOMI	Binders, folders and file covers	215,923.80
Italy	A. BELLOMI S.R.L	Binders, folders and file covers	31,110.20
Italy	A. BELLOMI S.R.L	Expendables for use with EDP equipment	121,549.32
Italy	A. BELLOMI S.R.L	Packing cases, boxes, crates, drums etc.;cable drums of wood	329,424.39
Italy	A. BELLOMI S.R.L	Stationery of paper or paperboard	36,571.45
Italy	A. BELLOMI S.R.L.	Binders, folders and file covers	57,362.74
Italy	A. BELLOMI S.R.L.	Paper of paperboard , for printing or other graphic purpose	369,173.30
Italy	A. BELLOMI S.R.L.	Stationery articles	203,250.12
Italy	A. BELLOMI SRL	Calculating machines and similar calculating devices	37,563.15
Italy	A. BELLOMI SRL	Expendables for use with EDP equipment	88,602.13
Italy	A.BELLOMI S.R.L.	Stationery articles	392,442.82
Italy	Agmin Italy s.r.l.	Domestic cooking and heating equipment	270,834.22
Italy	AGMIN ITALY S.R.L.	Prefabricated buildings	2,704,082.62

Major Orders for Goods by Agency during 2010 (Orders of \$30,000 or more)

AGENCY			PO value
Location of supplier	Name of supplier	Description of goods (equipment)	USD
UN / PD Continued			
Italy	AMA S.P.A.	Construction materials of plastic; containers of plastic	93,945.75
Italy	AMA S.P.A.	Containers of iron, steel or aluminium	71,541.88
Italy	AMA SPA	Filtering and purifying equipment	156,855.04
Italy	AMA SPA	Tubes, pipes and hoses, and fittings therefor, of plastics	277,310.06
Italy	AMA SPA - ITALY	Pumps, compressors, valves, etc., parts thereof	31,374.89
Italy	BRANCACCIO FURNITURE ALBERGHIERE di Brancaccio Leonardo	Domestic metal products	52,195.38
Italy	CAMER PETROLEUM EUROPA SRL	Fuel oils	70,000.00
Italy	COELMO S.R.L.	Electric motors, generators and transformers, parts thereof	204,234.91
Italy	COELMO S.R.L.	Hand tools	223,807.27
Italy	CORADE SPA	Trailers and semi-trailers; containers	1,965,326.09
Italy	CORADE SPA	Prefabricated buildings	1,289,816.46
Italy	Corimec Italiana S. P. A	Prefabricated buildings, parts thereof	9,154,717.58
Italy	Corimec Italiana S.P.A	Buildings, prefabricated for office, school, home or warehouse	6,506,834.79
Italy	CORIMEC ITALIANA S.P.A	Prefabricated buildings, parts thereof	8,147,415.98
Italy	CORIMEC ITALIANA S.P.A	Trailers and semi-trailers; containers	201,465.20
Italy	CORIMEC ITALIANA S.P.A.	Doors, windows and their frames, of iron, steel or aluminium	117,469.39
Italy	CORIMEC ITALIANA SPA	Buildings, prefabricated for office, school, home or warehouse	833,461.44
Italy	CORIMEC ITALIANA SPA	Electricity distribution or control apparatus	33,297.44
Italy	CORIMEC ITALIANA SPA	Prefabricated buildings	6,266,063.15
Italy	DB ELETTRONICA TELECOMUNICAZIONI SPA	Radio or television transmission apparatus; television cameras	83,213.88
Italy	DELEXPOR ITALIA	Domestic cooking and heating equipment	151,515.15
Italy	DELEXPOR ITALIA	Prefabricated buildings, parts thereof	1,984,198.81
Italy	DELEXPOR ITALIA	Radio broadcast and television receivers	43,036.44
Italy	DELEXPOR ITALIA	Trailers and semi-trailers; containers	191,218.87
Italy	Delexport Italia s. r. l	Prefabricated buildings, parts thereof	2,439,257.29
Italy	Delexport Italiana s.r.l	Buildings, prefabricated for office, school, home or warehouse	51,428.57
Italy	EDIL TECNO COSTRUZIONI SNC	Doors, windows and their frames, of iron, steel or aluminium	48,694.48
Italy	Edilsider S.P.A.	Telecommunication equipment, parts and accessories thereof	31,142.86
Italy	ELECTROLUX PROFESSIONAL SPA	Converters, ladles, ingot moulds and casting machines, metallurgical	270,848.60
Italy	ELETRONICA COMPONENTI S.R.L.	Electronic components, parts and accessories thereof	172,024.17
Italy	EMC Computer Systems Italia Spa	Expendables and accessories for use with EDP equipment	53,000.00
Italy	ERRECI S. R.L.	Air conditioning, cold chain and refrigerating equipment	34,488.48
Italy	ERRECI S. R.L.	Furniture, office, other than chairs	41,887.27
Italy	ERRECI S. R.L.	Furniture, other	74,719.00
Italy	ERRECI S.R.L	Containers, paper and paperboard	37,091.58
Italy	ERRECI S.R.L	Domestic cooking and heating equipment	64,453.06
Italy	ERRECI S.R.L	Furniture, domestic	242,823.13
Italy	ERRECI S.R.L	Seats and chairs	191,994.76
Italy	ERRECI S.R.L.	Air conditioning, cold chain and refrigerating equipment	541,691.61
Italy	ERRECI S.R.L.	Camping equipment	32,929.23
Italy	Erreci S.r.l	Domestic cooking and heating equipment	32,132.63
Italy	Erreci S.r.l	Electricity distribution or control apparatus	223,443.22
Italy	ERRECI S.R.L.	Food products, other	51,370.90
Italy	ERRECI S.R.L.	Furniture, medical, surgical or veterinary	200,023.98
Italy	ERRECI S.R.L.	Furniture, office, other than chairs	5,458,734.45
Italy	ERRECI S.R.L.	Linen, household	33,673.74
Italy	ERRECI S.R.L.	Paper and paperboard products, other	31,886.63
Italy	ERRECI S.R.L.	Seats and chairs	110,386.63
Italy	ERRECI S.R.L.	Furniture	413,938.33
Italy	ERRECI S.R.L.	Furniture, domestic	119,614.26
Italy	ERRECI SRL	Air conditioning, cold chain and refrigerating equipment	91,713.80
Italy	Erreci SRL	Camping equipment	63,577.98
Italy	ERRECI SRL	Domestic metal products	489,342.51
Italy	Erreci SRL	Furniture, domestic	1,856,122.19
Italy	Erreci SRL	Furniture, office, other than chairs	90,035.58
Italy	ERRECI SRL	Furniture, other	48,908.06
Italy	Erreci SRL	General purpose machinery, parts and accessories thereof	248,744.94
Italy	ERRECI SRL	Office machines, other	83,740.50
Italy	ERRECI SRL	Seats and chairs	298,113.14
Italy	ERRECI SRL	Stationery articles	72,904.76
Italy	EURO MEC S.R.L	Disinfectants	406,655.00
Italy	EURO MEC S.R.L	Filtering and purifying equipment	320,855.02
Italy	EURO MEC S.R.L	Pumps, water	104,138.28
Italy	EUROMECC SRL	Pumps, compressors, valves, etc., parts thereof	654,121.87
Italy	EUROMECC SRL	Pumps, water	66,879.45
Italy	EUROMECC SRL	Filtering and purifying equipment	4,333,930.48
Italy	EVF Spa	Motor vehicles, passenger, other	32,953.11
Italy	EVF Spa	Vehicles	230,460.39
Italy	Fagioli S.P.A.	Buildings, prefabricated for office, school, home or warehouse	746,815.00
Italy	Fagioli S.p.A.	Electric motors, generators and the like	134,000.00
Italy	Fagioli S.P.A.	Stoppers, caps, lids and other metal packing accessories; wire and wire products	46,800.00
Italy	FRANZ ISELLA SPA	Trailers and semi-trailers; containers	276,256.00
Italy	GRUPPO CADINI SRL	Furniture, other	49,785.00
Italy	GUNNEBO ITALIA SPA	Safety equipment	41,880.34
Italy	IMIEL A&G SRL	Electrical equipment, parts and accessories thereof	43,156.60
Italy	IMIEL A&G SRL	Electronic components, parts and accessories thereof	43,156.60
Italy	INTERTRADE INTERNATIONAL SERVICES	Buildings, prefabricated for office, school, home or warehouse	69,761.27
Italy	INTERTRADE INTERNATIONAL SERVICES	Chemical products, other	308,771.93
Italy	INTERTRADE INTERNATIONAL SERVICES	Containers, paper and paperboard	65,507.25
Italy	INTERTRADE INTERNATIONAL SERVICES	Converters, ladles, ingot moulds and casting machines, metallurgical	41,956.00
Italy	INTERTRADE INTERNATIONAL SERVICES	Electric motors, generators and the like	6,992,203.17
Italy	INTERTRADE INTERNATIONAL SERVICES	Electric motors, generators and transformers, parts thereof	248,416.27
Italy	INTERTRADE INTERNATIONAL SERVICES	Electro-diagnostic apparatus, including ECG, EEG, ultrasound scanners	40,757.75
Italy	INTERTRADE INTERNATIONAL SERVICES	Electronic storage units/media	90,663.20
Italy	INTERTRADE INTERNATIONAL SERVICES	Gymnasium or athletics articles and equipment	34,046.81
Italy	Intertrade International Services	Insulated wire and cable; optical fibre cables	37,389.40
Italy	INTERTRADE INTERNATIONAL SERVICES	Motor vehicle parts and accessories	154,258.45
Italy	INTERTRADE INTERNATIONAL SERVICES	Office machines, other	45,714.97
Italy	INTERTRADE INTERNATIONAL SERVICES	Packing cases, boxes, crates, drums etc.; cable drums of wood	48,367.63
Italy	INTERTRADE INTERNATIONAL SERVICES	Printing and plotting devices for EDP equipment	61,423.30
Italy	INTERTRADE INTERNATIONAL SERVICES	Protection devices for EDP equipment	42,974.15
Italy	INTERTRADE INTERNATIONAL SERVICES	Pumps, other than water pumps; air or other gas compressors	35,818.40
Italy	INTERTRADE INTERNATIONAL SERVICES	Pumps, water	82,815.75
Italy	INTERTRADE INTERNATIONAL SERVICES	Recording and reproducing apparatus, for sound and video	132,293.82
Italy	INTERTRADE INTERNATIONAL SERVICES	Satellite communication systems	41,370.00
Italy	INTERTRADE INTERNATIONAL SERVICES	Security Printing, Finished Articles	53,060.00
Italy	INTERTRADE INTERNATIONAL SERVICES	Soldering, brazing or welding machinery and apparatus	35,443.71
Italy	INTERTRADE INTERNATIONAL SERVICES	Telecommunication equipment, parts and accessories thereof	97,092.00
Italy	INTERTRADE INTERNATIONAL SERVICES	Transformers, electrical	49,432.00
Italy	INTERTRADE INTERNATIONAL SERVICES (IIS)	Electric motors, generators and the like	773,497.23
Italy	INTERTRADE INTERNATIONAL SERVICES (IIS)	Electricity distribution or control apparatus, parts and accessories thereof	40,908.99
Italy	INTERTRADE INTERNATIONAL SERVICES (IIS)	Gymnasium or athletics articles and equipment	44,204.03
Italy	INTERTRADE INTERNATIONAL SERVICES (IIS)	Motor vehicle parts and accessories	42,825.92
Italy	INTERTRADE INTERNATIONAL SERVICES (IIS)	Pumps, compressors, valves, etc., parts thereof	63,263.26
Italy	INTERTRADE INTERNATIONAL SERVICES (IIS)	Safety clothing and headgear; other headgear of rubber or plastics	82,012.15
Italy	INTERTRADE INTERNATIONAL SERVICES (IIS)	Transmission equipment	36,868.13
Italy	INTERTRADE INTERNATIONAL SERVICES S.R.L.	Electric motors, generators and the like	91,947.40
Italy	INTERTRADE INTERNATIONAL SERVICES S.R.L.	Accumulators, electric	33,684.28
Italy	Intertrade International Services S.r.L.	Detergents, perfumes and washing preparations	45,600.00
Italy	Intertrade International Services S.r.L.	Electric motors, generators and the like	8,616,971.85
Italy	INTERTRADE INTERNATIONAL SERVICES S.R.L.	Electricity distribution or control apparatus	32,109.95
Italy	INTERTRADE INTERNATIONAL SERVICES S.R.L.	Furniture, office, other than chairs	178,362.08
Italy	Intertrade International Services S.R.L.	Optical and photographic equipment, parts and accessories thereof	30,545.30
Italy	Intertrade International Services S.r.L.	Paper and paperboard products, other	36,013.50
Italy	Intertrade International Services S.r.L.	Protection devices for EDP equipment	282,051.28
Italy	INTERTRADE INTERNATIONAL SERVICES S.R.L.	Registers, account books, note books, order books etc.	31,005.31
Italy	INTERTRADE INTERNATIONAL SERVICES Srl	Camping equipment	85,348.42
Italy	INTERTRADE INTERNATIONAL SERVICES Srl	Doors, windows and their frames, of iron, steel or aluminium	30,252.00
Italy	INTERTRADE INTERNATIONAL SERVICES Srl	Electric motors, generators and the like	4,708,672.35
Italy	INTERTRADE INTERNATIONAL SERVICES SRL	Electric motors, generators and transformers, parts thereof	140,050.92
Italy	INTERTRADE INTERNATIONAL SERVICES SRL	Electricity distribution or control apparatus	102,327.02

Major Orders for Goods by Agency during 2010 (Orders of \$30,000 or more)

AGENCY			PO value
Location of supplier	Name of supplier	Description of goods (equipment)	USD
UN / PD Continued			
Italy	INTERTRADE INTERNATIONAL SERVICES Srl	Filtering and purifying equipment	97,502.62
Italy	INTERTRADE INTERNATIONAL SERVICES Srl	Hand tools	66,620.69
Italy	INTERTRADE INTERNATIONAL SERVICES Srl	Hand tools (including glaziers diamonds)	122,100.00
Italy	INTERTRADE INTERNATIONAL SERVICES SRL	Insulated wire and cable; optical fibre cables	180,073.82
Italy	INTERTRADE INTERNATIONAL SERVICES Srl	Micro-computers	40,796.22
Italy	INTERTRADE INTERNATIONAL SERVICES Srl	Motor vehicle parts and accessories	185,462.25
Italy	INTERTRADE INTERNATIONAL SERVICES Srl	Optical input/output units, such as scanners, optical readers etc.	65,718.06
Italy	INTERTRADE INTERNATIONAL SERVICES Srl	Printing and plotting devices for EDP equipment	124,460.11
Italy	INTERTRADE INTERNATIONAL SERVICES Srl	Protection devices for EDP equipment	109,051.29
Italy	INTERTRADE INTERNATIONAL SERVICES Srl	Quilts, eiderdowns, cushions, pouffes, pillows, sleeping bags and the like	36,475.00
Italy	INTERTRADE INTERNATIONAL SERVICES SRL	Sound or visual signalling apparatus, electric, other	57,941.20
Italy	INTERTRADE INTERNATIONAL SERVICES SRL	Telecommunication equipment, other	196,674.64
Italy	INTERTRADE INTERNATIONAL SERVICES SRL	Telephone equipment	31,495.15
Italy	INTERTRADE INTERNATIONAL SERVICES:S.R.L	Domestic cooking and heating equipment	76,342.67
Italy	INTERTRADE INTERNATIONAL SERVICES:S.R.L	Electric motors, generators and the like	323,077.02
Italy	INTERTRADE INTERNATIONAL SERVICES:S.R.L	Engines and motors, hydraulic and pneumatic power	123,695.00
Italy	INTERTRADE INTERNATIONAL SERVICES:S.R.L	Optical input/output units, such as scanners, optical readers etc.	30,178.45
Italy	INTERTRADE INTERNATIONAL SERVICES:S.R.L	Photographic and cinematographic equipment	46,054.25
Italy	INTERTRADE INTERNATIONAL SERVICES:S.R.L	Radio or television transmission apparatus; television cameras	72,961.69
Italy	JAS FORWARDING WORLDWIDE S.p.A	Buildings, prefabricated for office, school, home or warehouse	51,080.00
Italy	JAS S.p.A - Forwarding Worldwide	Buildings, prefabricated for office, school, home or warehouse	239,206.00
Italy	JAS S.p.A - Forwarding Worldwide	Camping equipment	149,650.00
Italy	JAS S.p.A - Forwarding Worldwide	Electric motors, generators and the like	42,602.00
Italy	JAS S.p.A - Forwarding Worldwide	Food processing equipment	160,505.00
Italy	JAS S.p.A - Forwarding Worldwide	Sacks and bags, of a kind used for the packing of goods	35,560.00
Italy	JAS S.p.A - Forwarding Worldwide	Trailers and semi-trailers; containers	39,580.00
Italy	LET IT SHINE SRL	Expendables for use with EDP equipment	48,720.39
Italy	MADAGHIELE LEGNAMI SRL	Wood for joinery and carpentry, other	32,865.84
Italy	MAGELLANO SRL	Photocopying apparatus	68,062.83
Italy	MELUCCI GIOVANNI SRL	Furniture, domestic	35,550.81
Italy	MELUCCI GIOVANNI SRL	Furniture, office, other than chairs	41,355.73
Italy	R.I. S.p.a	Buildings, prefabricated for office, school, home or warehouse	708,693.53
Italy	R.I. SPA	Buildings, prefabricated for office, school, home or warehouse	32,388.66
Italy	R.I. SPA	Prefabricated buildings, parts thereof	38,835.08
Italy	R.I. SPA	Pumps, water	467,986.39
Italy	R.I. SPA	Prefabricated buildings	2,320,121.46
Italy	RC TRADE	Orthopaedic appliances; physiological appliances	72,584.74
Italy	RC TRADE	Tiles, flagstones, bricks etc. of cement, concrete or artificial stone	426,222.12
Italy	RC TRADE	Tubes, pipes and hoses, and fittings therefor, of plastics	238,727.79
Italy	RC Trade srl	Domestic metal products	44,964.00
Italy	RI SRL	Buildings, prefabricated for office, school, home or warehouse	55,702.92
Italy	SCAFF SYSTEM SRL	Furniture, workshop, shop etc.	58,820.03
Italy	SEMATRON ITALIA SRL	Electronic components, parts and accessories thereof	425,600.00
Italy	SHELLBOX SPA	Prefabricated buildings	654,858.20
Italy	SHELLBOX S.r.l.	Buildings, prefabricated for office, school, home or warehouse	4,015,592.19
Italy	SICOM S.P.A.	Trailers and semi-trailers; containers	1,208,428.57
Italy	SICOM SPA	Trailers and semi-trailers; containers	53,402.78
Italy	SITE SPA	Insulated wire and cable; optical fibre cables	226,240.59
Italy	SOFTWAY SRL	Equipment and accessories for connecting EDP equipment in networks	49,875.00
Italy	SOFTWAY SRL	Expendables for use with EDP equipment	54,594.38
Italy	SPORT SYSTEM SAS	Sports or outdoor games, articles and equipment therefor, other	42,568.37
Italy	SPORTAUTO S.R.L.	Motor vehicles, passenger, other	112,471.99
Italy	SURAN SRL	Photocopying apparatus	92,333.81
Italy	TELECOM ITALIA SPA	Recording and reproducing apparatus, for sound and video	60,204.15
Italy	TELSY ELETTRONICA E TELECOMUNICAZIONI S.P.A.	Equipment and accessories for connecting EDP equipment in networks	38,373.53
Italy	TEREX ITALIA S.R.L.	Motor vehicles and parts and accessories thereof	1,302,590.83
Italy	TRAVERSA DI TRAVERSA ISABELLA & C SNC	Seats and chairs	74,334.55
Italy	VIDEOWORKS SPA	Microphones, loudspeakers, headphones, earphones, amplifiers	50,825.92
Italy	World Food Program (WFP)	Motor spirit (gasoline), including aviation spirit	60,000.00
Japan	K. ARANO & CO. LTD.	Tyres, pneumatic new, inner tubes, solid or cushion tyres, etc.	71,716.47
Japan	NISSAN TRADING CO. LTD	Antibacterials, other	66,397.70
Japan	NISSAN TRADING CO. LTD	Motor vehicle parts and accessories	1,465,261.71
Japan	NISSAN TRADING CO. LTD	Office machines, other	74,843.17
Japan	NISSAN TRADING CO. LTD.	Motor vehicle parts and accessories	659,491.00
Japan	NISSAN TRADING CO., LTD.	Vehicles	37,836.15
Japan	NISSAN TRADING CO., LTD.	Motor vehicles and parts and accessories thereof	4,946,869.82
Japan	NISSAN TRADING CO., LTD.	Motor vehicles, special purpose	819,012.07
Japan	NISSAN TRADING CO. LTD	Motor vehicle parts and accessories	201,725.41
Japan	Nissei Trading Co., Ltd.	Filtering and purifying equipment	118,559.22
Japan	Toyota Motor Corporation	Motor vehicle parts and accessories	3,650,883.73
Japan	TOYOTA MOTOR CORPORATION	Security equipment, special purpose	292,508.40
Japan	TOYOTA MOTOR CORPORATION	Motor vehicles and parts and accessories thereof	6,507,755.80
Japan	TOYOTA MOTOR CORPORATION	Motor vehicles, special purpose	330,196.56
Jordan	AL-SAUSANA FOR SCIENTIFIC & STATIONARY SUPPLIES	Expendables for use with EDP equipment	87,111.93
Jordan	BEST FOR AUTO REPAIR	Motor vehicle parts and accessories	35,062.15
Jordan	JORDAN PETROLEUM REFINERY	Motor spirit (gasoline), including aviation spirit	260,500.00
Jordan	NATIONAL EXPRESS	Fuel oils	105,932.20
Jordan	Protechneq- Project Techniques for Trading and Contracting	Laboratory equipment, miscellaneous	31,425.00
Kenya	Alibhai Shariff Builders World	Earth moving equipment	74,493.93
Kenya	Alibhai Shariff Builders World	Pile-drivers and pile-extractors; moving, levelling, grading machines, other	35,641.03
Kenya	APEX STEEL LIMITED	Angles, shapes and sections, of iron or non-alloy steel	194,125.00
Kenya	Captain Andy's Fishing Supply	Boats, skiffs	342,516.15
Kenya	Deeqa Enterprises LLC	Crowd control equipment	256,000.00
Kenya	Deeqa Enterprises LLC	Structural components, prefabricated, of cement or concrete	30,368.52
Kenya	DHL Global Forwarding Kenya Ltd	Food products, other	35,789.50
Kenya	DHL Worldwide Express Kenya Limited	Buildings, prefabricated for office, school, home or warehouse	177,230.76
Kenya	DHL Worldwide Express Kenya Limited	Sacks and bags, of a kind used for the packing of goods	35,643.32
Kenya	East African Cables Limited	Insulated wire and cable; optical fibre cables	54,342.89
Kenya	Freight Forwarders (Kenya) Ltd.	Sacks and bags, of a kind used for the packing of goods	77,100.00
Kenya	Gigiri Motors	Security equipment, special purpose	80,000.00
Kenya	Interdata Limited	Photographic and cinematographic equipment	135,800.00
Kenya	Interdata Limited	Telecommunication equipment, other	237,660.00
Kenya	Kenson and Company Limited	Domestic metal products	33,575.00
Kenya	Kenson and Company Limited	Fabrics, woven of cotton, other	105,390.83
Kenya	Kenson and Company Limited	Lighting equipment	40,035.00
Kenya	Kenson and Company Limited	Protection devices for EDP equipment	35,000.00
Kenya	Kenson and Company Limited	Tableware, kitchenware, other household and toilet articles, of plastic	55,250.00
Kenya	Kentainers Limited	Containers of iron, steel or aluminium	30,635.12
Kenya	Kenya Kazi Services Ltd	Metal goods	36,242.29
Kenya	Mantrac Kenya LTD	Earth moving equipment	440,100.00
Kenya	Mogadishu Stars General Trading Co Ltd	Structural components, prefabricated, of cement or concrete	86,500.00
Kenya	NAIROBI IRONMONGERS LTD	Pipes, iron and steel	121,400.00
Kenya	NAIROBI IRONMONGERS LTD	Stoppers, caps, lids and other metal packing accessories; wire and wire products	66,490.00
Kenya	Pegrome Limited - Nairobi	Telephone equipment	74,742.22
Kenya	Petag Import and Export Company Limited	Telecommunication equipment, other	30,163.06
Kenya	PHILEQUIP ENTERPRISES	Ironmongery	132,483.00
Kenya	Pulse Business System	Food processing equipment	38,031.74
Kenya	Pulse Business System	Insulated wire and cable; optical fibre cables	36,925.19
Kenya	Rosewood Office Systems	Furniture, office, other than chairs	32,192.29
Kenya	Toppoint (K) Limited	Containers for compressed or liquefied gas, or atomic energy purposes	122,800.00
Kenya	Toppoint (K) Limited	Domestic cooking and heating equipment	74,576.61
Kenya	Verizon Ltd	Pumps, compressors, valves, etc., parts thereof	38,596.35
Korea, Republic of	Caravan Engineered Structure Inc.	Buildings, prefabricated for office, school, home or warehouse	743,800.00
Korea, Republic of	CARAVAN ENGINEERED STRUCTURES, INC	Insulated wire and cable; optical fibre cables	356,448.04
Korea, Republic of	CARAVAN ENGINEERED STRUCTURES, INC.	Camping equipment	9,356,250.00
Korea, Republic of	CARAVAN ENGINEERED STRUCTURES, INC.	Electrical equipment, parts and accessories thereof	254,001.48
Korea, Republic of	CARAVAN ENGINEERED STRUCTURES, INC.	Insulated wire and cable; optical fibre cables	1,858,751.05
Korea, Republic of	CARAVAN ENGINEERED STRUCTURES, INC.	Prefabricated buildings	4,765,300.00
Korea, Republic of	Caravan Engineered Structures, Inc	Buildings, prefabricated for office, school, home or warehouse	542,000.00
Korea, Republic of	Caravan Engineered Structures, Inc	Camping equipment	1,455,150.00
Korea, Republic of	Caravan Engineered Structures, Inc	Insulated wire and cable; optical fibre cables	253,273.97

Major Orders for Goods by Agency during 2010 (Orders of \$30,000 or more)

AGENCY			PO value
Location of supplier	Name of supplier	Description of goods (equipment)	USD
UN / PD Continued			
Korea, Republic of	Caravan Engineered Structures, Inc	Stoppers, caps, lids and other metal packing accessories; wire and wire products	97,318.13
Korea, Republic of	HN Corporation	Filtering and purifying equipment	679,260.00
Korea, Republic of	HN Corporation	Sampling equipment, water purification and histology equipment, laboratory	45,010.20
Korea, Republic of	HN CORPORATION	Transformers, electrical	189,700.00
Korea, Republic of	Youyang Airport Lighting Equipment INC.	Lighting equipment	15,881,340.94
Kuwait	Agility DGS Logistics Services Co. KSC (C)	Food products, other	11,047,749.00
Kuwait	Agility DGS Logistics Services Co. KSC (C)	Metal goods	5,553,266.00
Kuwait	Agility DGS Logistics Services Co. KSC (C)	Waters, not sweetened	55,032.07
Kuwait	AL QABANDI UNITED COMPANY WLL	Ironmongry	104,876.33
Kuwait	AMERICAN GENERAL TRADING & CONTRACTING W.L.L	Equipment and accessories for connecting EDP equipment intonetworks	53,372.37
Kuwait	MERCATO DEL GOLFO (GULF MARKETS GENERAL TRADING CO.W	Expendables for use with EDP equipment	74,988.00
Kuwait	YIACO MEDICAL CO. K.S.C.C.	Medical, surgical or dental instruments and appliances	32,045.45
Lebanon	A.M. DABBOUS	Equipment and accessories for connecting EDP equipment intonetworks	93,990.00
Lebanon	A.M. DABBOUS	Hand saws, files, rasps, pliers, pincers, tweezers, spanners etc.	31,805.75
Lebanon	A.M. DABBOUS	Linen, household	33,520.00
Lebanon	A.M. DABBOUS	Textile articles made-up, other	41,804.00
Lebanon	Abdul Majid Dabbous Trading	Printing and plotting devices for EDP equipment	54,679.00
Lebanon	Abdul Majid Dabbous Trading EST.	Expendables for use with EDP equipment	69,619.00
Lebanon	Air Liquide(Societe D'oxygene & Acetylene du Liban SAL)	Containers for compressed or liquefied gas, or atomic energy purposes	38,398.00
Lebanon	ALBINA SAL	Tubes, pipes and hoses, and fittings thereof, of plastics	62,346.00
Lebanon	Artset	Transfers (decalcomanias); printed calendars; other printedmatter	32,350.00
Lebanon	ASAGO GENERAL TRADE & CONTRACTING	Insulated wire and cable; optical fibre cables	443,484.57
Lebanon	BOUDAKIAN	Clothing of textile materials	47,493.71
Lebanon	Bureau Technique Pour Le Developpement	Electric motors, generators and transformers, parts thereof	109,516.01
Lebanon	CESAR DEBBAS & FILS.	Lighting equipment, parts thereof	35,448.00
Lebanon	DAHER FOR CONTRACTING	Mortars and concretes, non-refractory	253,661.00
Lebanon	FOUAD KHALIFE & CO.	Tubes, pipes and hoses, and fittings thereof, of plastics	40,210.00
Lebanon	Haidar Trading Est	Sands	713,392.50
Lebanon	Halwany Transtec SAL	Measuring, checking and testing appliances	31,689.00
Lebanon	HANNA KHOURY AND BROTHERS CO.*	Pebbles, gravel, broken or crushed stone, macadam etc.	151,751.00
Lebanon	IMAGE SYSTEMS S.A.L.	Photocopying apparatus	43,440.00
Lebanon	Jabbour Datakom SARL	Electronic components, parts and accessories thereof	50,612.90
Lebanon	LEBECCO S.A.L. LEBANESE EUROPEAIN COMPANY FOR COMMERC	Electricity distribution or control apparatus	67,498.50
Lebanon	MAPS sarl	Telecommunication equipment, other	112,890.00
Lebanon	MEDITERRANEAN OIL SHIPPING & TRANSPORT COMPANY (MEDCC	Gas oils (diesel oil)	15,933,172.70
Lebanon	MEDITERRANEAN OIL SHIPPING & TRANSPORT COMPANY (MEDCC	Lubricating preparations	366,448.71
Lebanon	MEDITERRANEAN OIL SHIPPING & TRANSPORT COMPANY (MEDCC	Motor spirit (gasoline), including aviation spirit	489,760.37
Lebanon	MIDWARE DATA SYSTEMS S.A.L.	EDP equipment	79,289.00
Lebanon	MIRAGE FOR ENGINEERING AND TRADING	Motor vehicle parts and accessories	30,500.00
Lebanon	PARISSIS STEEL ENG. & CONT. CO. SARL	Buildings, prefabricated for office, school, home or warehouse	244,500.00
Lebanon	PRO - KITCHEN S.A.L.	Industrial catering equipment	95,676.87
Lebanon	Prometal SARL	Doors, windows and their frames, of iron, steel or aluminium	51,500.00
Lebanon	SECURITY & SAFETY SOLUTIONS SAL	Recording and reproducing apparatus, for sound and video	43,234.00
Lebanon	SECURITY & SAFETY SOLUTIONS SAL	Telecommunication equipment, other	144,447.00
Lebanon	SIDACO S.A.L.	Propane and butane, liquefied	274,295.12
Lebanon	SULTAN STEEL SARL	Bars and rods of iron or steel, hot rolled	173,915.00
Lebanon	SULTAN STEEL SARL	Drawn and folded products of iron or steel; products of cast iron or steel	43,015.00
Lebanon	SULTAN STEEL SARL	Pipes, iron and steel	35,300.00
Lebanon	SULTAN STEEL SARL	Structures, other, and sections of iron, steel or aluminium	77,255.00
Lebanon	TELE PROJECTS	Telecommunication equipment, other	30,953.00
Lebanon	TONY MAKHOUL	Sands	132,694.50
Lebanon	VULCAN INTERNATIONAL OFFSHORE S.A.L	Clothing of textile materials	219,366.00
Lebanon	WEHBE INTERBUSINESS	Ironmongry	36,565.00
Lebanon	YAMEN EST. FOR GENERAL TRADING & CONTRACTING / ENG. MO	Pebbles, gravel, broken or crushed stone, macadam etc.	79,500.00
Liberia	ATLANTIC GENERAL ENTERPRISE (AGE) INC.	Pebbles, gravel, broken or crushed stone, macadam etc.	80,342.50
Liberia	BASHIR BUSINESS CENTER INC	Lubricating preparations	526,310.00
Liberia	FOFANA QUICK SERVICE SUPPLY	Pebbles, gravel, broken or crushed stone, macadam etc.	33,555.90
Liberia	FORTUNE TECHNICAL SERVICES INC.	Telecommunication equipment, parts and accessories thereof	36,760.64
Liberia	H & A CORPORATION - (Formerly - H & A Enterprises)	Filtering and purifying equipment	233,921.30
Liberia	KIASON GENERAL CONSTRUCTION CONTRACTORS	Pebbles, gravel, broken or crushed stone, macadam etc.	84,645.00
Liberia	KIASON GENERAL CONSTRUCTION CONTRACTORS	Timber, hard	40,075.00
Liberia	LIB-AFRICA/ROCK QUARRY	Pebbles, gravel, broken or crushed stone, macadam etc.	109,125.00
Liberia	LIBERIA BEVERAGES & BOTTLING COMPANY (LBBC)	Waters, not sweetened	58,300.00
Liberia	LIBERIA FIRE SAFETY & ENGINEERING SERVICES INC. (LIFSES)	Lubricating preparations	47,194.00
Liberia	MASTER TRADING CENTER	General purpose machinery, parts and accessories thereof	39,350.00
Liberia	MATELCO INC.	Construction goods, ceramic, other	62,175.00
Liberia	NATIONAL PAINT INDUSTRIES	Paints and varnishes (including enamels and lacquers) and related products	58,417.50
Liberia	POWERTECH INC.	Motor spirit (gasoline), including aviation spirit	213,520.00
Liberia	SABANOH PRINTING PRESS	Paper and paperboard products, other	35,250.00
Liberia	SACHU TRADERS	Paints and varnishes (including enamels and lacquers) and related products	56,506.75
Liberia	SACHU TRADERS	Radio broadcast and television receivers	30,046.75
Liberia	SETHI BROTHERS INC.	Bars and rods of iron or steel, hot rolled	105,850.50
Liberia	SETHI BROTHERS INC.	Containers of iron, steel or aluminium	40,239.00
Liberia	SETHI BROTHERS INC.	Timber, hard	36,400.00
Liberia	TOTAL LIBERIA INC.	Gas oils (diesel oil)	14,343,172.00
Liberia	TOTAL LIBERIA INC.	Motor spirit (gasoline), including aviation spirit	7,930,459.00
Liberia	U-SURDYS RESOURCES INC.	Pebbles, gravel, broken or crushed stone, macadam etc.	70,716.36
Liberia	W. C. TRADING CENTER	Motor spirit (gasoline), including aviation spirit	189,800.00
Liberia	WONDERS INC.	Pebbles, gravel, broken or crushed stone, macadam etc.	32,100.00
Liberia	YORK TRADING INC.	Bars and rods of iron or steel, hot rolled	33,790.00
Mauritius	SUPPLYQUIP	Clothing of textile materials	145,735.20
Mauritius	SupplyQuip	Pumps, other than water pumps; air or other gas compressors	100,170.56
Mauritius	SUPPLYQUIP LIMITED	Angles, shapes and sections, of iron or non-alloy steel	65,782.09
Mauritius	SUPPLYQUIP LIMITED	Bars and rods of iron or steel, hot rolled	82,136.60
Mauritius	SupplyQuip Limited	Electricity distribution or control apparatus, parts and accessories thereof	57,207.60
Mauritius	SupplyQuip Limited	Filtering and purifying equipment	62,141.00
Mauritius	SUPPLYQUIP LIMITED	Insulated wire and cable; optical fibre cables	50,102.72
Mauritius	SupplyQuip Limited	Motor vehicle parts and accessories	60,835.40
Mauritius	SupplyQuip Limited	Pebbles, gravel, broken or crushed stone, macadam etc.	174,214.95
Mauritius	SupplyQuip Limited	Pipes, iron and steel	450,431.06
Mauritius	SUPPLYQUIP LIMITED	Telecommunication equipment, parts and accessories thereof	93,714.48
Mauritius	SUPPLYQUIP LIMITED	Trailers and semi-trailers; containers	159,806.46
Mauritius	SUPPLYQUIP LTD	Boring, grinding, cutting, pressing, pumping, heating equipand baths laboratory	189,491.48
Morocco	Centre Pneumatique Ibn Tachfine	Tyres, pneumatic new, inner tubes, solid or cushion tyres, etc.	91,870.66
Morocco	ETABLISSEMENT LAATIG DRISS	Insulated wire and cable; optical fibre cables	34,850.30
Morocco	JAMAL AHMED BEN MBAREK OU JAMAA	Waters, not sweetened	95,051.11
Morocco	LA SOCIETE ATLAS SAHARA S.A.	Fuel oils,	377,802.69
Morocco	R.M.S (Rotomouillage du Sud)	Containers of iron, steel or aluminium	31,294.92
Morocco	Société Shell du Maroc	Jet fuel, spirit type (gasoline type)	2,047,976.97
Nepal	BHANDARI SURGICAL HOUSE	Non-EPI Vaccine, other	31,000.00
Nepal	LAXMI NIRMAN SEWA	Construction goods, ceramic, other	32,424.78
Netherlands	ZCONNECT-IT	Satellite communication systems	93,870.57
Netherlands	BMW	Motor vehicles, passenger, other	94,257.03
Netherlands	DEVOTRA B. V.	Electricity distribution or control apparatus, parts and accessories thereof	72,765.48
Netherlands	Devotra B. V.	Hand tools (including glaziers diamonds)	244,206.07
Netherlands	Devotra B. V.	Lifting and handling equipment, parts and accessories thereof	911,785.76
Netherlands	Devotra B.V	Electricity distribution or control apparatus	176,668.07
Netherlands	Devotra B.V	Hand saws, files, rasps, pliers, pincers, tweezers, spanners etc.	40,863.02
Netherlands	DEVOTRA B.V	Hand tools	384,163.01
Netherlands	Devotra B.V	Weighing equipment, micrometers, gauges etc.	72,863.73
Netherlands	DEVOTRA B.V.	Automotive workshop equipment	366,118.40
Netherlands	DEVOTRA B.V.	Domestic metal products	78,535.42
Netherlands	DEVOTRA B.V.	Primary cells, primary batteries and electric accumulators,parts thereof	152,348.88
Netherlands	DEVOTRA B.V.	Vehicles	50,168.97
Netherlands	DEVOTRA B.V.	Domestic appliances, parts and accessories thereof	204,631.81
Netherlands	DEVOTRA B.V.	Electric motors, generators and the like	85,899.11
Netherlands	DEVOTRA B.V.	Hand tools	170,009.95
Netherlands	DEVOTRA B.V.	Hand tools (including glaziers diamonds)	311,041.25
Netherlands	DEVOTRA B.V.	Welding and soldering consumables	46,178.20
Netherlands	DEVOTRA BV	Automotive workshop equipment	74,010.49
Netherlands	DEVOTRA BV	Metal cutting machine tools	65,271.23

Major Orders for Goods by Agency during 2010 (Orders of \$30,000 or more)

AGENCY			PO value
Location of supplier	Name of supplier	Description of goods (equipment)	USD
Netherlands	DEVOTRA BV	Motor vehicle parts and accessories	54,581.93
Netherlands	EMC Computer Systems	Electronic storage units/media	282,480.56
Netherlands	Holland Aviation	Lighting equipment	62,700.00
Netherlands	HOLLAND AVIATION V.O.F	Hydrographic, hydrological, meteorological or geophysical instruments	39,090.00
Netherlands	IMRES	Antibacterials, other	60,967.77
Netherlands	IMRES	Contraceptives	47,487.50
Netherlands	IMRES	EPI vaccines, other	65,734.75
Netherlands	IMRES	Pharmaceutical products	145,143.88
Netherlands	IMRES BV	Articles for medical or surgical purposes	54,034.00
Netherlands	IMRES B.V	Lighting equipment	50,917.72
Netherlands	IMRES BV	Analgesics, antipyretics, non-steroidal anti-inflammatory drugs	44,788.60
Netherlands	IMRES BV	Antidotes and other substances used in poisonings	78,406.44
Netherlands	Imres BV	Antimalarial drugs	294,193.18
Netherlands	Imres BV	Articles for medical or surgical purposes	625,436.33
Netherlands	IMRES BV	Blending, dispersing, homogenizing and mixing equipment, laboratory	125,956.34
Netherlands	Imres BV	Contraceptives	204,558.75
Netherlands	IMRES BV	Electro-diagnostic apparatus, including ECG, EEG, ultrasound scanners	30,415.14
Netherlands	IMRES BV	EPI vaccines, other	44,970.00
Netherlands	IMRES BV	Instruments and appliances, medical or surgical	38,855.99
Netherlands	IMRES BV	Laboratory equipment, miscellaneous	66,412.50
Netherlands	IMRES BV	Modelling pastes, dental plaster preps, laboratory reagents etc.	55,437.25
Netherlands	IMRES BV	Non-EPI Vaccines	30,196.22
Netherlands	IMRES BV	Paper of paperboard , for printing or other graphic purpose	145,142.10
Netherlands	IMRES BV	Pharmaceutical products	338,591.37
Netherlands	INTERNATIONAL PROCUREMENT AGENCY	Camping equipment	37,572.00
Netherlands	INTERNATIONAL PROCUREMENT AGENCY	Electric motors, generators and transformers, parts thereof	107,946.93
Netherlands	International Procurement Agency (IPA)	Measuring, checking and testing appliances	39,694.43
Netherlands	INTERNATIONAL PROCUREMENT AGENCY B.V.	Lighting equipment	46,043.78
Netherlands	IPA - International Procurement Agency B.V.	Seats and chairs	34,956.10
Netherlands	IPA - International Procurement Agency B.V.	Telephonic apparatus, other	55,101.21
Netherlands	Office Depot	Stationery articles	95,222.51
Netherlands	PQR BV	Micro-computers	30,721.55
Netherlands	SANQUIN	Blood products and plasma substitutes	259,842.23
Netherlands	SANQUIN BLOOD BANK	Blood products and plasma substitutes	79,662.02
Netherlands	SANQUIN BLOOD BANK NORTH WEST	Blood products and plasma substitutes	79,218.25
Netherlands	SANTPOORT PROJECT SUPPLIES	Air conditioning, cold chain and refrigerating equipment	104,891.00
Netherlands	SANTPOORT PROJECT SUPPLIES	Books, brochures, leaflets and similar printed matter	53,970.22
Netherlands	SANTPOORT PROJECT SUPPLIES	Detergents, perfumes and washing preparations	51,279.61
Netherlands	SANTPOORT PROJECT SUPPLIES	Electrical equipment	54,690.00
Netherlands	SANTPOORT PROJECT SUPPLIES	Electricity distribution or control apparatus	58,928.00
Netherlands	SANTPOORT PROJECT SUPPLIES	Filtering and purifying equipment	161,714.95
Netherlands	SANTPOORT PROJECT SUPPLIES	Insulated wire and cable; optical fibre cables	155,100.00
Netherlands	SANTPOORT PROJECT SUPPLIES	Lighting equipment	67,305.00
Netherlands	SANTPOORT PROJECT SUPPLIES	Office machines, other	63,362.05
Netherlands	SANTPOORT PROJECT SUPPLIES	Protection devices for EDP equipment	35,610.00
Netherlands	SANTPOORT PROJECT SUPPLIES	Telecommunication equipment, other	45,894.96
Netherlands	SANTPOORT PROJECT SUPPLIES	Telecommunication equipment, parts and accessories thereof	90,096.63
Netherlands	SANTPOORT PROJECT SUPPLIES	Transformers, electrical	116,362.00
Netherlands	SANTPOORT PROJECT SUPPLIES B.V.	Optical instruments	37,174.00
Netherlands	Santpoort Project Supplies BV	Components for telecommunication equipment	255,715.55
Netherlands	SANTPOORT PROJECT SUPPLIES BV	Domestic appliances other than cooling and heating equipment	52,860.00
Netherlands	SANTPOORT PROJECT SUPPLIES BV	Electric motors, generators and transformers, parts thereof	147,966.52
Netherlands	SANTPOORT PROJECT SUPPLIES BV	Lighting equipment	441,899.50
Netherlands	Santpoort Project Supplies BV	Lighting equipment, parts thereof	334,049.00
Netherlands	SANTPOORT PROJECT SUPPLIES BV	Machinery, special purpose, other	47,153.74
Netherlands	SANTPOORT PROJECT SUPPLIES BV	Measuring, checking and testing appliances	115,358.09
Netherlands	Santpoort Project Supplies BV	Pebbles, gravel, broken or crushed stone, macadam etc.	42,645.00
Netherlands	SANTPOORT PROJECT SUPPLIES BV	Safety equipment	100,505.00
Netherlands	SANTPOORT PROJECT SUPPLIES BV	Sampling equipment, water purification and histology equipment, laboratory	52,506.73
Netherlands	SANTPOORT PROJECT SUPPLIES BV	Telecommunication equipment, parts and accessories thereof	51,198.00
Netherlands	Schaffenburg	Seats and chairs	30,655.96
Netherlands	Sharp Electronic Benelux	Photocopying apparatus	37,751.00
Netherlands	STICHTING SANQUIN BLOEDVOORZIENING	Blood products and plasma substitutes	367,268.59
Netherlands	VAN RIEMSDIJK ROTTERDAM B.V.	Trailers and semi-trailers; containers	865,057.18
Netherlands	VIZADA BV	Satellite communication systems	227,226.88
New Zealand	4RF	Telephone equipment	269,899.20
New Zealand	4RF COMMUNICATION LTD.	Telecommunication equipment, parts and accessories thereof	98,240.00
New Zealand	4RF COMMUNICATIONS	Telecommunication equipment, other	114,624.00
New Zealand	4RF COMMUNICATIONS LTD	Telecommunication equipment, other	250,787.34
New Zealand	4RF COMMUNICATIONS LTD	Telecommunication equipment, parts and accessories thereof	65,601.21
New Zealand	4RF COMMUNICATIONS LTD.	Telecommunication equipment, other	147,306.00
New Zealand	DMC STRATEX NETWORKS	PC software, general	96,740.00
New Zealand	Thureon International Limited	Telecommunication equipment, parts and accessories thereof	36,975.00
Nigeria	DOMEZ NIGERIA	Construction materials of plastic; containers of plastic	45,074.25
Nigeria	DOMEZ NIGERIA	Micro-computers	44,312.00
Norway	Rubb Hall AS	Camping equipment	73,000.00
Pakistan	INVINCIBLE TRADERS	Structural components, prefabricated, of cement or concrete	49,587.75
Pakistan	MULTI TECH SYSTEMS (PVT) LTD	Satellite communication systems	119,725.38
Panama	ES-KO	Food products, other	660,149.25
Panama	ES-KO INTERNATIONAL INC.	Food products, other	42,025,392.41
Panama	ES-KO INTERNATIONAL INC.	Trailers and semi-trailers; containers	106,400.00
Panama	ES-KO INTERNATIONAL INC.	Waters, not sweetened	55,574.56
Panama	ES-KO INTERNATIONAL INC.	Water	613,210.00
Romania	COMPANIA NATIONALA ROMARM S.A.	Firearms and ammunition	103,200.00
Romania	TRANSCARPAT SPORTOURS INT'L SRL	Firearms and ammunition	56,263.74
Rwanda	MAGASIN GULAM TRADING AS (MEHBOOB)	Detergents, perfumes and washing preparations	37,761.34
Rwanda	MAGASIN GULAM TRADING AS (MEHBOOB)	Hand tools	38,594.98
Serbia	HIB Petrol Sh.P.K.	Fuel oils,	590,055.82
Serbia	JETOIL D.O.O.	Fuel oils,	37,500.00
Sierra Leone	SAFECON PETROLEUM (SL) LTD	Gas oils (diesel oil)	190,000.00
Sierra Leone	TOTAL SIERRA LEONE LTD	Motor spirit (gasoline) including aviation spirit	285,300.00
Singapore	HILLS INTERNATIONAL (SINGAPORE)	Clothing of textile materials	32,400.00
Singapore	VISION 8 PTE LTD	Paper and paperboard products, other	40,087.44
Singapore	VISION 8 PTE LTD	Paper of paperboard , for printing or other graphic purpose	41,779.56
Somalia	I.A.G. General Trading Co. LLC	Sacks and bags, of a kind used for the packing of goods	53,489.75
South Africa	ADC KRONE PTY LTD	Insulated wire and cable; optical fibre cables	337,122.55
South Africa	ALCOM MATOMO (PTY) LTD.	Radio broadcast and television receivers	48,470.00
South Africa	BAE SYSTEMS - LAND SYSTEMS SOUTH AFRICA LTD	Motor vehicle parts and accessories	64,596.62
South Africa	BAE SYSTEMS-LAND SYSTEMS SOUTH AFRICA (PTY) LTD.*	Motor vehicle parts and accessories	58,958.68
South Africa	COCHRANE STEEL PRODUCTS (PTY) LTD	Stoppers, caps, lids and other metal packing accessories; wire and wire products	949,823.20
South Africa	Cochrane Steel Products (PTY) Ltd.	Stoppers, caps, lids and other metal packing accessories; wire and wire products	163,078.40
South Africa	DAVE SHEER GUNSMITHING CC (Jnb)	Firearms and ammunition	61,880.00
South Africa	Integral Networking (PTY) Ltd.	Telecommunication equipment, other	117,858.90
South Africa	KANGROSA (PTY) LTD	Optical instruments	110,000.00
South Africa	KANGROSA (PTY) LTD	Security equipment and supplies	44,138.80
South Africa	Metchem (Pty) Ltd	Vehicles	256,320.00
South Africa	NEW GENERATION AMMUNITION	Firearms and ammunition	77,625.00
South Africa	Townsend International (Pty) Ltd	Antibacterials, other	59,045.37
South Africa	Townsend International (Pty) Ltd	Gymnasium or athletics articles and equipment	75,026.12
South Africa	TOWNSEND INTERNATIONAL (PTY) LTD	Plates, sheets, film, foil, tape, strip self-adhesive, of plastic	37,431.80
South Africa	TOWNSEND INTERNATIONAL (PTY) LTD.	Clothing of textile materials	303,187.49
South Africa	Zans African Medical	Articles for medical or surgical purposes	40,809.50
Spain	INDRA SISTEMAS S.A.	Equipment and accessories for connecting EDP equipment in networks	59,314.25
Spain	REDONDO Y GARCIA S.A.	Paints and varnishes (including enamels and lacquers) and related products	54,196.58
Spain	Redondo Y Garcia, S.A.	Sanitaryware and plumbing fixtures, plastic	42,503.69
Spain	REDONDO Y GARCIA, S.A.	Welding and soldering consumables	83,991.94
Spain	SCHNEIDER ELECTRIC IT SPAIN S.L.	Protection devices for EDP equipment	464,836.39
Spain	SIEMENS IT SOLUTIONS AND SERVICES S.L.	Equipment and accessories for connecting EDP equipment in networks	725,080.13
Spain	SIEMENS S.A.	Equipment and accessories for connecting EDP equipment in networks	427,194.24
Spain	T-SYSTEMS ELTEC S.L.	Insulated wire and cable; optical fibre cables	763,924.64
Sudan	Abu Reem for Transport	Cements	252,000.00

Major Orders for Goods by Agency during 2010 (Orders of \$30,000 or more)

AGENCY			PO value
Location of supplier	Name of supplier	Description of goods (equipment)	USD
UN / PD Continued			
Sudan	Advanced Engineering Works Co. Ltd.	Pipes, iron and steel	41,370.00
Sudan	AGS for Contracting & Trading	Cements	161,092.44
Sudan	AHBA AIR HANDLING	Motor vehicle parts and accessories	518,429.75
Sudan	Ahmed Elghazi For Petroleum & Transportation Works	Bricks, blocks, tiles etc. and ceramic goods, other	50,000.00
Sudan	Ahmed Elghazi For Petroleum & Transportation Works	Cements	80,672.27
Sudan	Airpuss Engineering & Trade Co. Ltd.	Cements	33,193.28
Sudan	AL BARAKA INSURANCE COMPANY (SUDAN) LTD	Motor vehicle parts and accessories	329,896.20
Sudan	Al Borai Works for Furniture & Decors	Domestic cooking and heating equipment	38,000.00
Sudan	Al Marasim Trading and Services	Cements	119,000.00
Sudan	Al Marasim Trading and Services	Pipes and other accessories, for use with pumps	31,662.50
Sudan	Aljanzar Business for Trade and Contracting	Electric motors, generators and transformers, parts thereof	306,382.98
Sudan	Aljanzar Business for Trade and Contracting	Furniture, domestic	34,615.38
Sudan	Aljanzar Business for Trade and Contracting	Industrial catering equipment	92,600.00
Sudan	Aljanzar Business for Trade and Contracting	Packing cases, boxes, crates, drums etc.; cable drums of wood	42,372.88
Sudan	Bangkok Consult Limited	Pebbles, gravel, broken or crushed stone, macadam etc.	230,540.00
Sudan	Bangkok Consult Limited	Sands	143,550.00
Sudan	Baskali Multi Activities Co. Ltd.	Electric motors, generators and transformers, parts thereof	160,677.97
Sudan	Baskali Multi Activities Co. Ltd.	Paints and varnishes (including enamels and lacquers) and related products	106,823.73
Sudan	Bayan for Contracting & Engineering - El-Fasher	Cements	225,000.00
Sudan	BIRAWI INTERNATIONAL DEVELOPMENT CO. LTD	Pebbles, gravel, broken or crushed stone, macadam etc.	283,846.15
Sudan	CLEOPATRA LOGISTICS & CONSTRUCTION CO. LTD.	Furniture, domestic	31,650.00
Sudan	CLEOPATRA LOGISTICS & CONSTRUCTION CO. LTD.	Pebbles, gravel, broken or crushed stone, macadam etc.	182,440.00
Sudan	CLEOPATRA LOGISTICS & CONSTRUCTION CO. LTD.	Sands	41,000.00
Sudan	Deal Development Company	Domestic cooking and heating equipment	34,827.00
Sudan	Deal Development Company	Radio broadcast and television receivers	58,900.00
Sudan	DEAL DEVELOPMENT COMPANY (DDC)	Lighting equipment	70,900.00
Sudan	DND for Trading and Construction	Bitumen and asphalt, natural; asphaltites and asphaltic rock	3,305,075.40
Sudan	El Bayda for Trading & Contracting	Pebbles, gravel, broken or crushed stone, macadam etc.	50,000.00
Sudan	El Mufti for Development Co. Ltd.	Cements	59,025.42
Sudan	Fair Deal International	Cements	453,954.50
Sudan	Family Enterprises for Trading	Accumulators, electric	30,769.23
Sudan	FOCUS ENGINEERING CO LTD	Domestic cooking and heating equipment	31,971.15
Sudan	Integrated Business Co. (IBC)	Air conditioning, cold chain and refrigerating equipment	273,046.80
Sudan	Integrated Business Co. (IBC)	Lighting equipment, parts thereof	265,896.00
Sudan	Integrated Business Co. (IBC)	Motor vehicle parts and accessories	59,021.52
Sudan	KOMINE TRADING	Bricks, blocks, tiles etc. and ceramic goods, other	199,800.00
Sudan	KOMINE TRADING	Cork and straw or other plating materials; basketwork and wickerwork	47,000.00
Sudan	KOMINE TRADING	Sands	120,000.00
Sudan	Mahmoud Ahmed Salim Store	Cements	75,900.00
Sudan	MEGATRADE CO. LTD	Containers of iron, steel or aluminium	198,110.00
Sudan	MEGATRADE CO. LTD	Lighting equipment	72,960.00
Sudan	MOHAMED ABUZEID QUARRIES	Cements	365,200.00
Sudan	NECTAR GROUP	Motor vehicle parts and accessories	180,710.00
Sudan	Non-Stop Transport Enterprise	Cements	126,000.00
Sudan	NON-STOP TRANSPORT ENTERPRISE	Furniture, office, other than chairs	32,877.60
Sudan	Non-Stop Transport Enterprise	Waters, not sweetened	373,677.98
Sudan	NR Engineering Company Ltd.	Cements	31,407.56
Sudan	OMER KHALAFALLA FOR TRANSPORT & INVESTMENT	Cements	124,070.00
Sudan	Onyx For Engineering & Integrated Solutions Co. Ltd.	Sampling equipment, water purification and histology equipment, laboratory	97,426.70
Sudan	ORBIT ENGINEERING SERVICES	Sands	718,600.00
Sudan	Pancrop Commercial CO. Ltd	Cements	166,440.00
Sudan	Pancrop Commercial CO. Ltd	Footwear, of rubber or plastics	66,645.00
Sudan	Pancrop Commercial CO. Ltd	Pebbles, gravel, broken or crushed stone, macadam etc.	105,600.00
Sudan	Petronas Marketing Sudan Ltd	Fuel oils	30,515,443.71
Sudan	Petronas Marketing Sudan Ltd	Gas oils (diesel oil)	14,743,683.67
Sudan	Petronas Marketing Sudan Ltd	Packing and sealing articles of plastics	41,168.27
Sudan	Promark for Promotions and Marketing Co. Ltd	Advertising material, trade, commercial catalogues and the like	65,310.00
Sudan	Rain Engineering, Const and Investment (SS) LTD	Pebbles, gravel, broken or crushed stone, macadam etc.	162,941.00
Sudan	Rain Engineering, Const and Investment (SS) LTD	Sands	1,156,900.00
Sudan	Regal for Construction, Contracting and Transportation	Bricks, blocks, tiles etc. and ceramic goods, other	502,118.64
Sudan	ROBERTA LOGISTICS SOUTHERN SUDAN LTD.	Furniture, domestic	43,733.00
Sudan	S&S FOR STEEL & CONTRACTING CO. LTD.	Tubes, pipes and hoses, and fittings therefor, of plastics	298,957.94
Sudan	SKYLINE Contracting Co LTD	Pebbles, gravel, broken or crushed stone, macadam etc.	119,000.00
Sudan	SKYLINE Contracting Co LTD	Structural components, prefabricated, of cement or concrete	255,000.00
Sudan	Skytel Co. Ltd	Cements	144,600.00
Sudan	Sudan Consult	Articles for medical or surgical purposes	39,496.50
Sudan	Techno Relief Services Free Zones CO. LTD.	Cements	110,804.00
Sudan	Techno Relief Services Free Zones CO. LTD.	Footwear, of rubber or plastics	34,303.71
Sudan	TRISTAR ENERGY	Antitoxins/sera, other	5,960,000.00
Sudan	TRISTAR ENERGY	Containers of iron, steel or aluminium	580,210.00
Sudan	TRISTAR ENERGY	Fuel oils	2,595,593.00
Sudan	TRISTAR ENERGY	Gas oils (diesel oil)	175,786.00
Sudan	TRISTAR ENERGY	Jet fuel, spirit type (gasoline type)	18,655,449.22
Sudan	Universal Brothers	Bricks, blocks, tiles etc. and ceramic goods, other	56,800.00
Sudan	Vision International Company Ltd	Camping equipment	35,013.26
Sweden	AASTRA TELECOM SWEDEN	Telephone equipment	49,702.70
Sweden	AASTRA TELECOM SWEDEN AB	Telecommunication equipment	445,298.71
Sweden	BIAB INTERNATIONAL AB	Electrical equipment	39,666.00
Sweden	BIAB INTERNATIONAL AB	Ironmongry	41,956.20
Sweden	Biab International AB	Tableware, kitchenware, other household and toilet articles, of plastic	209,267.00
Sweden	BIAB INTERNATIONAL AB	Toilet tissue stock; miscellaneous other papers	38,782.60
Switzerland	CATERPILLAR S.A.R.L.	Motor vehicles and parts and accessories thereof	4,530,849.05
Switzerland	CRYPTO AG	Telecommunication equipment	81,850.28
Switzerland	GSX GROUPWARE SOLUTIONS	Software application packages	102,983.19
Switzerland	SUPREME FOODSERVICE AG	Food products, other	28,976,079.00
Switzerland	SUPREME FOODSERVICE AG	Waters, not sweetened	193,533.83
Switzerland	Supreme Foodservice GmbH	Food products, other	95,896,956.57
Switzerland	Supreme Foodservice GmbH	Meat and edible offal, fresh, chilled or frozen	805,087.96
Switzerland	Supreme Foodservice GmbH	Waters, not sweetened	85,376.95
Switzerland	WORLD HEALTH ORGANIZATION	Vaccines and sera (immunologicals)	93,877.10
Syrian Arab Republic	AHMAD MUTAZ AL HELO	Construction materials of plastic, containers of plastic	107,720.71
Syrian Arab Republic	General Company for Filling Figeih Spring Water	Waters, not sweetened	75,368.28
Syrian Arab Republic	M. NIHAD ATFEH	Electronic components, parts and accessories thereof	63,678.26
Syrian Arab Republic	Nader Hamida	Detergents, perfumes and washing preparations	43,765.02
Syrian Arab Republic	R & E HOMSI	Electric motors, generators and transformers, parts thereof	39,879.15
Syrian Arab Republic	RAMI GROUP	Construction materials of plastic; containers of plastic	35,223.88
Syrian Arab Republic	SADCOP (MAHROUKAT)	Fuel oils	940,807.23
Syrian Arab Republic	SADCOP (MAHROUKAT)	Gas oils (diesel oil)	1,504,827.14
Timor-Leste	ENSUL Engenharia, S.A.	Doors, windows and their frames, of iron, steel or aluminium	159,457.70
Timor-Leste	Express Distribution Services I, Unipessoal Lda.	Ethylene, propylene, butylene, butadiene and other petroleum gas	45,528.08
Timor-Leste	Makikit Hardware, Unipessoal LDA	Tubes, pipes and hoses, and fittings therefor, of plastics	150,195.00
Timor-Leste	MHM CONSTRUCTION LTD.	Machinery, special purpose, other	77,800.00
Timor-Leste	PT. PERTAMINA (PERSERO)	Motor spirit (gasoline), including aviation spirit	697,048.24
Timor-Leste	RMS ENGINEERING & CONSTRUCTION PTY LTD	Pebbles, gravel, broken or crushed stone, macadam etc.	65,003.45
Turkey	ORBIT ENGINEERING, CONSTRUCTION & PROCUREMENT SERVICE	Alternative energy systems; steam, hydraulic and gas turbines	116,920.00
Turkey	Rion Ltd. Dis Ticaret Limited Sirketi	Footwear, of rubber or plastics	83,132.67
Turkey	Rion Ltd. Dis Ticaret Limited Sirketi	Gymnasium or athletics articles and equipment	193,614.72
Turkey	Rion Ltd. Dis Ticaret Limited Sirketi	Metal goods	51,282.05
Turkey	Rion Ltd. Dis Ticaret Limited Sirketi	Toilet tissue stock; miscellaneous other papers	108,730.16
Uganda	BASSE Designers and Contractors	Doors, windows and their frames, of iron, steel or aluminium	264,500.00
Uganda	CEMENTERS UGANDA LTD	Pebbles, gravel, broken or crushed stone, macadam etc.	451,200.00
Uganda	DOSHI HARDWARE (UGANDA) LTD	Electrical equipment, parts and accessories thereof	68,546.45
Uganda	DOSHI HARDWARE (UGANDA) LTD	Iron or steel, flat rolled products thereof, other	30,000.00
Uganda	Dyncorp International	Fuel oils	65,415.00
Uganda	FONTANA AUTO PARTS (U) LTD	Electric motors, generators and transformers, parts thereof	62,422.40
Uganda	GAUL (U) Limited	Insulated wire and cable; optical fibre cables	96,000.00
Uganda	GLOBEX EXPRESS	Printing and plotting devices for EDP equipment	30,760.00
Uganda	Great Hunters (U) Limited	Plywood	73,496.75
Uganda	Great Lakes Regional Distributors (U) Limited	Bars and rods of iron or steel, hot rolled	341,400.00
Uganda	KINGSTONE ENTERPRISES LTD	Cements	74,995.00
Uganda	MITTICO INTERNATIONAL	Iron or steel, flat rolled products thereof, other	30,000.00

Major Orders for Goods by Agency during 2010 (Orders of \$30,000 or more)

AGENCY			PO value
Location of supplier	Name of supplier	Description of goods (equipment)	USD
UN / PD Continued			
Uganda	Motorcare Uganda Ltd	Motor vehicle parts and accessories	46,509.42
Uganda	Nexus (U) Limited	Transformers, electrical	80,072.00
Uganda	NINA INTERIORS LTD (PROVISIONALLY REGISTERED)	Furniture, other	142,407.91
Uganda	PERFORMANCE FURNITURE (U) LTD	Seats and chairs	32,616.80
Uganda	PROCURE SERVICES LTD	Umbrellas, walking-sticks, buttons, fasteners	45,835.00
Uganda	Saahib Enterprises Limited	Chemical products, other	2,635,569.45
Uganda	Saahib Enterprises Limited	Fuel oils	999,999.00
Uganda	Shree Enterprises Ltd	Metal goods	31,034.48
Uganda	TEXAS UGANDA CONSTRUCTION CO LTD	Pebbles, gravel, broken or crushed stone, macadam etc.	60,000.00
Uganda	Total (U) Ltd.	Petroleum oils, light, and other light oils	8,918,043.15
Uganda	Yiga Abubaker	Electrical equipment, parts and accessories thereof	52,434.91
Uganda	Yiga Abubaker	Lighting equipment, parts thereof	31,605.59
Uganda	Zhonghao Overseas Construction ENG. Co. Ltd	Bearings, gearing and transmission equipment, parts thereof	96,200.00
Uganda	Zhonghao Overseas Construction ENG. Co. Ltd	Containers of iron, steel or aluminium	455,550.00
Uganda	Zhonghao Overseas Construction ENG. Co. Ltd	Mortars and concretes, non-refractory	10,159,474.85
Uganda	Zhonghao Overseas Construction ENG. Co. Ltd	Orthopaedic appliances; physiological appliances	108,000.00
United Arab Emirates	ADWIN INTERNATIONAL	Air conditioning, cold chain and refrigerating equipment	43,340.00
United Arab Emirates	ADWIN INTERNATIONAL	Engines and motors, hydraulic and pneumatic power	35,731.50
United Arab Emirates	ADWIN INTERNATIONAL	Motor vehicle parts and accessories	39,027.50
United Arab Emirates	AL AZHAR TRADING CO.	Microphones, loudspeakers, headphones, earphones, amplifiers	41,241.36
United Arab Emirates	AL AZHAR TRADING CO. (LLC)	Insulated wire and cable; optical fibre cables	363,211.46
United Arab Emirates	BLUE FLAG GENERAL TRADING COMPANY LLC	Cements	155,425.00
United Arab Emirates	BLUE FLAG GENERAL TRADING COMPANY LLC	Lighting equipment, parts thereof	64,018.76
United Arab Emirates	Blue Flag Suppliers FZC	Insulated wire and cable; optical fibre cables	64,070.00
United Arab Emirates	Bukkehave Corporation A/S *	Motor vehicle parts and accessories	465,623.29
United Arab Emirates	CONNECT TELECOM GENERAL TRADING LLC	Satellite communication systems	320,335.00
United Arab Emirates	EBASCO TRADING CORPORATION	Camping equipment	145,235.00
United Arab Emirates	EBASCO TRADING CORPORATION	Furniture, workshop, shop etc.	68,055.40
United Arab Emirates	EBASCO TRADING CORPORATION	Gymnasium or athletics articles and equipment	36,305.02
United Arab Emirates	EBASCO TRADING CORPORATION	Motor vehicle parts and accessories	155,281.49
United Arab Emirates	EBASCO TRADING CORPORATION	Safety equipment	49,880.98
United Arab Emirates	EBASCO TRADING CORPORATION	Sampling equipment, water purification and histology equipment, laboratory	79,779.75
United Arab Emirates	EBASCO TRADING CORPORATION	Telecommunication equipment, parts and accessories thereof	492,329.80
United Arab Emirates	EBASCO TRADING CORPORATION	Tyres, pneumatic new, inner tubes, solid or cushion tyres, etc.	202,820.00
United Arab Emirates	EBASCO TRADING CORPORATION	Sampling equipment, water purification and histology equipment, laboratory	41,065.00
United Arab Emirates	ENOC INTERNATIONAL SALES L.L.C.	Motor spirit (gasoline), including aviation spirit	325,312.57
United Arab Emirates	Headlinks General Trading LLC	Bearings, gearing and transmission equipment, parts thereof	390,308.36
United Arab Emirates	Headlinks General Trading LLC	Filtering and purifying equipment	228,500.00
United Arab Emirates	Headlinks General Trading LLC	Insulated wire and cable; optical fibre cables	854,129.25
United Arab Emirates	Headlinks General Trading LLC	Measuring, checking and testing appliances	50,874.90
United Arab Emirates	Headlinks General Trading LLC	Pebbles, gravel, broken or crushed stone, macadam etc.	52,980.40
United Arab Emirates	Headlinks General Trading LLC	Telephonic apparatus, other	199,375.00
United Arab Emirates	Headlinks General Trading LLC	Tyres, pneumatic new, inner tubes, solid or cushion tyres, etc.	205,866.20
United Arab Emirates	INTERNATIONAL ARMoured GROUP FZE	Motor vehicles, special purpose	320,000.00
United Arab Emirates	JACKY'S GULF FZE	Paper of paperboard, for printing or other graphic purpose	162,488.00
United Arab Emirates	M/S EBASCO TRADING CORPORATION	Motor vehicle parts and accessories	188,100.00
United Arab Emirates	M/S EBASCO TRADING CORPORATION	Tubes, pipes and hoses, and fittings thereof, of plastics	46,935.26
United Arab Emirates	NK GLOBAL FZE	Cork and straw or other plaiting materials; basketwork and wickerwork	134,257.22
United Arab Emirates	O.K.I General Trading	Satellite communication systems	64,690.50
United Arab Emirates	O.K.I General Trading LLC	Alternative energy systems; steam, hydraulic and gas turbines	30,750.00
United Arab Emirates	O.K.I General Trading LLC	Electricity distribution or control apparatus	280,746.30
United Arab Emirates	O.K.I General Trading LLC	Furniture, office, other than chairs	107,559.25
United Arab Emirates	O.K.I GENERAL TRADING LLC	Furniture, workshop, shop etc.	39,635.00
United Arab Emirates	O.K.I General Trading LLC	Insulated wire and cable; optical fibre cables	44,410.00
United Arab Emirates	O.K.I General Trading LLC	Micro-computers	90,187.00
United Arab Emirates	O.K.I General Trading LLC	Packing cases, boxes, crates, drums etc.; cable drums of wood	109,611.00
United Arab Emirates	O.K.I GENERAL TRADING LLC	Printing and plotting devices for EDP equipment	94,566.10
United Arab Emirates	O.K.I GENERAL TRADING LLC	Telecommunication equipment, parts and accessories thereof	37,669.24
United Arab Emirates	O.K.I GENERAL TRADING LLC	Telephonic apparatus, other	38,385.00
United Arab Emirates	O.K.I. General Trading LLC	Detergents, perfumes and washing preparations	120,828.92
United Arab Emirates	O.K.I. General Trading LLC	General purpose machinery, parts and accessories thereof	51,420.00
United Arab Emirates	O.K.I. General Trading LLC	Glass articles, other	43,575.00
United Arab Emirates	O.K.I. General Trading LLC	Machinery, special purpose, other	58,515.00
United Arab Emirates	O.K.I. General Trading LLC	Metal goods	187,850.00
United Arab Emirates	O.K.I. General Trading LLC	Motor vehicle parts and accessories	35,174.41
United Arab Emirates	O.K.I. General Trading LLC	Protection devices for EDP equipment	239,060.50
United Arab Emirates	O.K.I. General Trading LLC	Trailers and semi-trailers; containers	52,650.00
United Arab Emirates	O.K.I. GENERAL TRADING LLC (provisional)	X-ray or alpha, beta or gamma radiation apparatus, medical and surgical	89,851.00
United Arab Emirates	PEACOCK IT SOLUTIONS LLC	Telecommunication equipment, other	48,950.00
United Arab Emirates	Pinnacle Global General Trading LLC	Brushes	59,194.00
United Arab Emirates	Pinnacle Global General Trading LLC	Office machines, other	68,536.00
United Arab Emirates	POLYAFRIC TRADING FZCO (FORMER: AFRICAN COMMODITY TRADING)	Tyres, pneumatic new, inner tubes, solid or cushion tyres, etc.	37,000.00
United Arab Emirates	RA INTERNATIONAL	Motor vehicles, goods transport	442,767.66
United Arab Emirates	RA INTERNATIONAL	Safety equipment	612,844.26
United Arab Emirates	SKY GULF TRADING	Agrochemicals	30,550.00
United Arab Emirates	SKY GULF TRADING FZE	Accumulators, electric	59,000.00
United Arab Emirates	Sky Gulf Trading FZE	Electricity distribution or control apparatus	96,194.33
United Arab Emirates	TRANSGLOBAL INTERNATIONAL LIMITED	Sampling equipment, water purification and histology equipment, laboratory	67,165.00
United Arab Emirates	TRILOK	Expendables for use with EDP equipment	92,464.35
United Arab Emirates	TRILOK	Radio broadcast and television receivers	53,675.00
United Arab Emirates	TRILOK	Telecommunication equipment, parts and accessories thereof	47,599.00
United Arab Emirates	TRILOK MARKETING & TRADING LLC	Detergents, perfumes and washing preparations	41,634.40
United Arab Emirates	TRILOK MARKETING & TRADING LLC	Electric motors, generators and the like	57,645.00
United Arab Emirates	TRILOK MARKETING & TRADING LLC	Motor vehicle parts and accessories	38,334.80
United Arab Emirates	Trilok Marketing & Trading LLC	Radio or television transmission apparatus; television cameras	80,026.35
United Arab Emirates	TRILOK Marketing & Trading LLC	Tiles, flagstones, bricks etc. of cement, concrete or artificial stone	56,177.00
United Arab Emirates	TRILOK Marketing & Trading LLC	Tubes, pipes and hoses, and fittings thereof, of plastics	340,463.75
United Arab Emirates	Trilok Marketing & Trading LLC.	Motor vehicle parts and accessories	30,895.20
United Arab Emirates	TRISTAR TRANSPORT LLC	Gas oils (diesel oil)	16,068,000.00
United Arab Emirates	TRISTAR TRANSPORT LLC	Petroleum oils, light, and other light oils	3,359,705.00
United Arab Emirates	TRUEBELL MARKETING & TRADING	Insulated wire and cable; optical fibre cables	91,143.68
United Arab Emirates	TRUEBELL MARKETING & TRADING	Pipes, iron and steel	38,127.10
United Arab Emirates	TRUEBELL MARKETING & TRADING	Safety equipment	33,092.50
United Arab Emirates	TRUEBELL MARKETING & TRADING	Telecommunication equipment, parts and accessories thereof	72,050.00
United Arab Emirates	TRUEBELL MARKETING & TRADING L.L.C	Electro-diagnostic apparatus, including ECG, EEG, ultrasound scanners	43,174.00
United Arab Emirates	TRUEBELL MARKETING & TRADING L.L.C	Software application packages	130,532.00
United Arab Emirates	TRUEBELL MARKETING & TRADING L.L.C	Sound or visual signalling apparatus, electric, other	33,425.00
United Arab Emirates	TRUEBELL MARKETING & TRADING L.L.C	Furniture, domestic	131,805.00
United Arab Emirates	TRUEBELL MARKETING & TRADING L.L.C	Lubricating preparations	137,300.00
United Arab Emirates	TRUEBELL MARKETING & TRADING L.L.C	Motor vehicle parts and accessories	41,004.00
United Arab Emirates	Truebell Marketing & Trading LLC	Calculating machines and similar calculating devices	100,553.75
United Arab Emirates	TRUEBELL MARKETING & TRADING LLC	Ironmongry	68,225.50
United Arab Emirates	Truebell Marketing & Trading LLC	Projectors	35,062.00
United Arab Emirates	TRUEBELL MARKETING&TRADING L.L.C.	Electrical equipment	43,481.50
United Arab Emirates	TRUEBELL MARKETING&TRADING L.L.C.	Expendables and accessories for use with EDP equipment	44,701.12
United Arab Emirates	TRUEBELL MARKETING&TRADING L.L.C.	Protection devices for EDP equipment	54,660.00
United Arab Emirates	UNITED AVIATION SERVICES	Motor spirit (gasoline), including aviation spirit	157,080.00
United Arab Emirates	Van Vliet XL Group FZE	Motor vehicles, special purpose	438,400.00
United Arab Emirates	WORLDTRADE FZE	Safety equipment	46,499.50
United Arab Emirates	Yamulky General Trading L.L.C.	Lighting equipment	37,072.99
United Arab Emirates	Yamulky General Trading L.L.C.	Timber, soft	805,616.90
United Arab Emirates	YAMULKY GENERAL TRADING LLC	Motor vehicle parts and accessories	37,739.62
United Kingdom	AERONAUTICAL & GENERAL INSTRUMENTS	Lighting equipment	236,489.52
United Kingdom	AIRCRAFT MAINTENANCE SUPPORT	Motor vehicles and parts and accessories thereof	897,412.43
United Kingdom	ALLEN VANGUARD LTD.*	Telecommunication equipment, other	2,551,425.92
United Kingdom	ALLEN-VANGUARD LTD	Telecommunication equipment, other	407,795.52
United Kingdom	BARRETT EUROPE LIMITED	Radio broadcast and television receivers	68,024.93
United Kingdom	BARRETT EUROPE LIMITED	Telecommunication equipment, other	99,033.13
United Kingdom	BARRETT EUROPE LIMITED	Telecommunication equipment, parts and accessories thereof	298,225.62
United Kingdom	BRANDCONTACT (UK) LTD	Insulated wire and cable; optical fibre cables	31,295.00
United Kingdom	BUTYL PRODUCTS LTD.	Containers of iron, steel or aluminium	86,830.82

Major Orders for Goods by Agency during 2010 (Orders of \$30,000 or more)

AGENCY			PO value
Location of supplier	Name of supplier	Description of goods (equipment)	USD
United Kingdom	CROMWELL TOOLS LIMITED	Packing cases, boxes, crates, drums etc.; cable drums of wood	31,630.36
United Kingdom	CTEQ LTD	Motors and engines for aircraft, other aircraft equipment	661,313.80
United Kingdom	CTEQ LTD	Taps, cocks, valves and similar appliances	40,878.00
United Kingdom	Dando Drilling International Ltd	Coal or rock cutters and tunnelling, boring and sinking machinery	2,750,922.63
United Kingdom	David Horn Communications Ltd	Recording and reproducing apparatus, for sound and video	32,148.50
United Kingdom	Denholm Forwarding Ltd.	Protection devices for EDP equipment	67,080.00
United Kingdom	DHL DANZAS AIR & OCEAN A/S	Machinery and equipment for the pharmaceutical industry	53,417.74
United Kingdom	DHL GLOBAL FORWARDING (UK) LTD	Stationery articles	61,508.38
United Kingdom	DOMINO TELECOM SOLUTIONS	Telephone equipment	40,500.00
United Kingdom	DOMINO TELECOM SOLUTIONS LIMITED	Satellite communication systems	155,910.00
United Kingdom	DRAFIX SERVICES LIMITED	Motor vehicle parts and accessories	58,385.38
United Kingdom	E.T.N. (CYPRUS) LTD. dba ETON INTERNATIONAL	Insulated wire and cable; optical fibre cables	40,575.00
United Kingdom	ETON INTERNATIONAL	Electronic measuring equipment	119,985.00
United Kingdom	ETON INTERNATIONAL	Expendables and accessories for use with EDP equipment	70,709.20
United Kingdom	ETON INTERNATIONAL	Micro-computers	54,812.50
United Kingdom	ETON INTERNATIONAL	Photocopying apparatus	48,754.00
United Kingdom	ETON INTERNATIONAL	Photographic supplies	59,520.38
United Kingdom	ETON INTERNATIONAL	Radio or television transmission apparatus; television cameras	37,415.00
United Kingdom	ETON INTERNATIONAL	Telecommunication equipment, parts and accessories thereof	157,502.50
United Kingdom	ETON INTERNATIONAL	Security and safety equipment	91,860.00
United Kingdom	Eton International Ltd	Equipment and accessories for connecting EDP equipment in networks	104,825.00
United Kingdom	Eton International Ltd	Expendables and accessories for use with EDP equipment	39,063.25
United Kingdom	Eton International Ltd	Instruments for measuring temperature or other physical properties	101,250.00
United Kingdom	EUROCONTROLS AUTOMATIC INC.	Furniture, workshop, shop etc.	76,516.00
United Kingdom	Eurocontrols Automation Inc.	Bridges, bridge sections, towers and lattice masts, of iron or steel	1,080,640.68
United Kingdom	Eurocontrols Automation Inc.	Packing and sealing articles of plastics	45,239.78
United Kingdom	EUROCONTROLS AUTOMATION INC.	Telecommunication equipment, other	259,521.97
United Kingdom	EUROCONTROLS AUTOMATION INC.	Telecommunication equipment, parts and accessories thereof	39,307.84
United Kingdom	F. G Wilson (Engineering) Ltd	Electric motors, generators and the like	526,346.58
United Kingdom	F. G Wilson (Engineering) Ltd	Electric motors, generators and transformers, parts thereof	133,512.52
United Kingdom	F. G. WILSON (ENGINEERING) LTD.	Electric motors, generators and the like	570,143.34
United Kingdom	F. G. WILSON (ENGINEERING) LTD.	Electric motors, generators and transformers, parts thereof	47,824.10
United Kingdom	FG WILSON (ENG) LTD	Electric motors, generators and transformers, parts thereof	264,786.02
United Kingdom	FG WILSON (ENGINEERING) LIMITED	Electric motors, generators and the like	87,040.52
United Kingdom	FG WILSON (ENGINEERING) LIMITED	Electric motors, generators and transformers, parts thereof	305,759.22
United Kingdom	FG WILSON (ENGINEERING) LTD.	Electric motors, generators and the like	1,874,284.67
United Kingdom	FIRMIN AND SONS LTD	Clothing of textile materials	150,000.00
United Kingdom	FUJIKURA EUROPE LIMITED	Filtering and purifying equipment	63,640.00
United Kingdom	Hesco Bastion	Sacks and bags, of a kind used for the packing of goods	4,025,248.32
United Kingdom	HESCO BASTION	Security equipment, special purpose	211,897.36
United Kingdom	HESCO BASTION LIMITED	Stoppers, caps, lids and other metal packing accessories; wire and wire products	276,496.82
United Kingdom	HESCO BASTION LIMITED	Structures, other, and sections of iron, steel or aluminium	337,968.42
United Kingdom	Hesco Bastion Limited	Trailers and semi-trailers, containers	1,772,972.56
United Kingdom	HESCO BASTION LTD	Crowd control equipment	456,670.72
United Kingdom	HESCO BASTION LTD	Wood for joinery and carpentry, other	454,439.14
United Kingdom	HESCO BASTION LTD.	Stoppers, caps, lids and other metal packing accessories; wire and wire products	883,381.53
United Kingdom	I2 LIMITED	Software application packages	135,040.31
United Kingdom	J & S Franklin Ltd	Sacks and bags, of a kind used for the packing of goods	1,614,624.00
United Kingdom	J&S FRANKLIN LTD.	Crowd control equipment	729,345.40
United Kingdom	JANKEL ARMOURING LTD	Motor vehicle parts and accessories	79,534.00
United Kingdom	JANKEL ARMOURING LTD.	Motor vehicle parts and accessories	102,132.21
United Kingdom	JANKEL ARMOURING LTD.	Motor vehicles and parts and accessories thereof	10,678,647.20
United Kingdom	L3 Communications	Security equipment, special purpose	39,780.94
United Kingdom	LANTRADE GLOBAL SUPPLIES LIMITED	Clothing of textile materials	1,173,154.65
United Kingdom	MEDEKIT.COM	Articles for medical or surgical purposes	45,977.02
United Kingdom	MEDIWORLD	EPI vaccines, other	72,524.10
United Kingdom	Mediworld Ltd	Articles for medical or surgical purposes	45,235.75
United Kingdom	Mediworld Ltd	Insulated wire and cable; optical fibre cables	513,287.11
United Kingdom	MEDIWORLD LTD	Laboratory equipment miscellaneous	106,670.00
United Kingdom	Mediworld LTD	Modelling pastes, dental plaster preps., laboratory reagents etc.	47,334.62
United Kingdom	MEDIWORLD LTD	Office and accounting machinery, parts and accessories thereof	35,140.00
United Kingdom	Mediworld LTD	Pharmaceutical products	32,286.50
United Kingdom	MEDIWORLD LTD	Sports or outdoor games, articles and equipment therefor, other	110,439.44
United Kingdom	MEDIWORLD LTD	Security equipment, special purpose	109,750.00
United Kingdom	MOTOROLA LIMITED	Microphones, loudspeakers, headphones, earphones, amplifiers	114,416.00
United Kingdom	MOTOROLA LIMITED	Optical input/output units, such as scanners, optical readers etc.	78,350.88
United Kingdom	MOTOROLA LIMITED	Radio broadcast and television receivers	173,715.97
United Kingdom	MOTOROLA LIMITED	Radio or television transmission apparatus; television cameras	59,653.73
United Kingdom	MOTOROLA LIMITED	Telecommunication equipment, other	139,877.00
United Kingdom	MOTOROLA LIMITED	Telecommunication equipment	10,565,713.30
United Kingdom	MOTOROLA LIMITED (UNITED KINGDOM)	Components for telecommunication equipment	116,849.94
United Kingdom	MOTOROLA LIMITED (UNITED KINGDOM)	Radio broadcast and television receivers	62,985.50
United Kingdom	Motorola Limited*	Micro-computers	70,531.45
United Kingdom	Motorola Limited*	Telecommunication equipment, other	1,271,041.27
United Kingdom	NRG INTERNATIONAL LTD	Photocopying apparatus	280,760.54
United Kingdom	Peters & May Ltd	Satellite communication systems	75,978.47
United Kingdom	RAINBO SUPPLIES & SERVICES LTD	Construction materials of plastic; containers of plastic	65,707.80
United Kingdom	RAINBO SUPPLIES & SERVICES LTD	Electric motors, generators and transformers, parts thereof	34,471.01
United Kingdom	Rainbo Supplies & Services Ltd	Expendables for use with EDP equipment	73,401.00
United Kingdom	RAINBO SUPPLIES & SERVICES LTD	Insulated wire and cable; optical fibre cables	121,768.71
United Kingdom	Rainbo Supplies & Services Ltd	Metal goods	592,830.52
United Kingdom	RAINBO SUPPLIES & SERVICES LTD	Telecommunication equipment, parts and accessories thereof	67,360.00
United Kingdom	Rainbo Supplies and Services Ltd	Accumulators, electric	62,999.00
United Kingdom	Rainbo Supplies and Services Ltd	Construction materials of plastic; containers of plastic	741,945.00
United Kingdom	Rainbo Supplies and Services Ltd	Converters, ladles, ingot moulds and casting machines, metallurgical	30,043.19
United Kingdom	Rainbo Supplies and Services Ltd	Detergents, perfumes and washing preparations	47,662.00
United Kingdom	Rainbo Supplies and Services Ltd	Electricity distribution or control apparatus, parts and accessories thereof	68,087.45
United Kingdom	RAINBO SUPPLIES AND SERVICES LTD	Lighting equipment, parts thereof	69,217.40
United Kingdom	RAINBO SUPPLIES AND SERVICES LTD	Luggage, handbags and the like	42,560.00
United Kingdom	RAINBO SUPPLIES AND SERVICES LTD	Measuring, checking and testing appliances	37,046.78
United Kingdom	RAINBO SUPPLIES AND SERVICES LTD	Micro-computers	67,730.00
United Kingdom	RAINBO SUPPLIES AND SERVICES LTD	Packing and sealing articles of plastics	324,856.40
United Kingdom	Rainbo Supplies and Services Ltd	Pebbles, gravel, broken or crushed stone, macadam etc.	198,855.74
United Kingdom	Rainbo Supplies and Services Ltd	Pipes and other accessories, for use with pumps	812,091.84
United Kingdom	RAINBO SUPPLIES AND SERVICES LTD	Safety clothing and headgear; other headgear of rubber or plastics	57,289.84
United Kingdom	RAINBO SUPPLIES AND SERVICES LTD	Safety equipment	33,447.70
United Kingdom	RAINBO SUPPLIES AND SERVICES LTD	Telecommunication equipment, parts and accessories thereof	290,021.39
United Kingdom	Rainbo Supplies and Services Ltd	Telephonic apparatus, other	71,434.45
United Kingdom	RAINBO SUPPLIES AND SERVICES LTD	Tubes, pipes and hoses, and fittings thereof, of plastics	279,862.62
United Kingdom	Rainbo Supplies and Services Ltd	Tyres, pneumatic new, inner tubes, solid or cushion tyres, etc.	105,109.27
United Kingdom	RAINBO SUPPLIES AND SERVICES LTD.	Camping equipment	89,143.25
United Kingdom	RAINBO SUPPLIES AND SERVICES LTD.	Tyres, pneumatic new, inner tubes, solid or cushion tyres, etc.	310,500.00
United Kingdom	Record 316 Ltd.	Pumps, water	81,257.71
United Kingdom	RICHARDSON SUPPLY CO.LTD.	Furniture, workshop, shop etc.	33,535.12
United Kingdom	Richardson Supply Company Limited	Electric motors, generators and transformers, parts thereof	71,912.68
United Kingdom	RICHARDSON SUPPLY COMPANY LTD	Electronic storage units/media	31,716.63
United Kingdom	RICHARDSON SUPPLY COMPANY LTD	Laboratory glassware	38,961.53
United Kingdom	ROSETTA STONE (UK) LTD	PC software, general	38,022.81
United Kingdom	SATCOM DISTRIBUTION LTD	Satellite communication systems	167,144.54
United Kingdom	SATCOM DISTRIBUTION LTD.	Satellite communication systems	132,801.00
United Kingdom	SEMATRON UK LTD	Telecommunication equipment, parts and accessories thereof	155,591.30
United Kingdom	SHEAR GOLD LTD	Engines and motors, hydraulic and pneumatic power	32,339.23
United Kingdom	SHEAR GOLD LTD	Telephone equipment	39,560.00
United Kingdom	SHEARGOLD	Motor spirit (gasoline), including aviation spirit	45,254.10
United Kingdom	SHEARGOLD	Telecommunication equipment, other	106,190.00
United Kingdom	SHEARGOLD LIMITED	Aerials and antennae	156,280.00
United Kingdom	SHEARGOLD LIMITED	Electric motors, generators and transformers, parts thereof	33,140.16
United Kingdom	SHEARGOLD LIMITED	Electronic storage units/media	56,370.00
United Kingdom	SHEARGOLD LIMITED	Insulated wire and cable; optical fibre cables	50,482.00
United Kingdom	SHEARGOLD LIMITED	Lighting equipment	36,130.00
United Kingdom	SHEARGOLD LIMITED	Micro-computers	99,584.42

Major Orders for Goods by Agency during 2010 (Orders of \$30,000 or more)

AGENCY			PO value
Location of supplier	Name of supplier	Description of goods (equipment)	USD
United Kingdom	SHEARGOLD LIMITED	Protection devices for EDP equipment	43,350.00
United Kingdom	SHEARGOLD LIMITED	Pumps, water	56,434.07
United Kingdom	SHEARGOLD LIMITED	Radio broadcast and television receivers	98,930.00
United Kingdom	SHEARGOLD LIMITED	Telecommunication equipment, other	128,660.00
United Kingdom	SHEARGOLD LIMITED	Telecommunication equipment, parts and accessories thereof	53,240.00
United Kingdom	SHEARGOLD LIMITED	Telephone equipment	77,045.08
United Kingdom	SHEARGOLD LTD.	Bars and rods of iron or steel, hot rolled	172,290.00
United Kingdom	SHEARGOLD LTD.	Detergents, perfumes and washing preparations	67,383.50
United Kingdom	SHEARGOLD LTD.	Domestic metal products	119,111.00
United Kingdom	SHEARGOLD LTD.	Forklift trucks and other works trucks	114,620.00
United Kingdom	SHEARGOLD LTD.	Motor vehicle parts and accessories	30,297.00
United Kingdom	SOFT-EX (UK) LTD	PC software, general	99,390.14
United Kingdom	Tri-Med Services Ltd	Domestic appliances other than cooling and heating equipment	90,350.58
United Kingdom	UNIT EXPORT LIMITED	Clocks	41,190.55
United Kingdom	Unit Export Limited	Furniture, workshop, shop etc.	164,500.00
United Kingdom	UNIT EXPORT LIMITED	Measuring, checking and testing appliances	518,532.00
United Kingdom	UNIVERSAL PROCUREMENT SERVICES LTD	Telecommunication equipment, parts and accessories thereof	40,772.15
United Kingdom	UNIVERSAL PROCUREMENT SERVICES LTD.	Electric motors, generators and the like	79,461.92
United Kingdom	VT Communication	Radio or television transmission apparatus; television cameras	46,887.33
United Kingdom	WA PRODUCTS (UK) LIMITED	Security equipment and supplies	43,581.62
United Kingdom	WATERSIDE MANUFACTURING LTD T/A ENGLANDS	Crowd control equipment	77,417.03
United Kingdom	WINCHESTER PROCUREMENT AGENCY	Expendables for use with EDP equipment	47,572.58
United Kingdom	WINCHESTER PROCUREMENT AGENCY	Laboratory equipment, miscellaneous	38,925.00
United Kingdom	WINCHESTER PROCUREMENT LIMITED	Accumulators, electric	80,609.03
United Kingdom	Winchester Procurement Limited	Boats, utility, parts and accessories thereof	416,628.92
United Kingdom	WINCHESTER PROCUREMENT LIMITED	Containers of iron, steel or aluminium	110,803.79
United Kingdom	WINCHESTER PROCUREMENT LIMITED	Containers, paper and paperboard	67,317.60
United Kingdom	Winchester Procurement Limited	Metal goods	93,425.77
United Kingdom	WINCHESTER PROCUREMENT LIMITED	Motor vehicle parts and accessories	30,908.06
United Kingdom	WINCHESTER PROCUREMENT LIMITED	Pumps, water	65,594.40
United Kingdom	WINCHESTER PROCUREMENT LIMITED	Telecommunication equipment, parts and accessories thereof	49,687.50
United States of America	3M INNOVATIVE PROPERTIES COMPANY	Security equipment, special purpose	50,302.40
United States of America	AASTRA SWEDEN TELECOM AB	Telephone equipment	70,937.57
United States of America	AASTRA TELECOM SWEDEN AB	Telephone equipment	157,431.62
United States of America	AASTRA TELECOM SWEDEN AB	Telephonic apparatus, other	188,643.67
United States of America	AASTRA TELECOM SWEDEN AB	Containers of iron, steel or aluminium	396,756.21
United States of America	Aastra Telecom Sweden AB	Telecommunication equipment, other	117,396.23
United States of America	AASTRA TELECOM SWEDEN AB	Telecommunication equipment, parts and accessories thereof	287,101.73
United States of America	Aastra Telecom Sweden AB	Telephone equipment	1,922,109.53
United States of America	AASTRA TELECOM SWEDEN AB	Telephonic apparatus, other	352,463.64
United States of America	ABBOTT LABORATORIES	Articles for medical or surgical purposes	45,000.00
United States of America	ACCESS IT GROUP, INC.	Software application packages	123,110.00
United States of America	ADVENTURE MEDICAL KITS	Articles for medical or surgical purposes	54,000.00
United States of America	ALL ONE SOURCE SUPPLIES INC.	Toilet tissue stock; miscellaneous other papers	30,021.65
United States of America	ALLIED GLOBAL INC	Footwear, safety	33,995.00
United States of America	ALLIED GLOBAL INC	Pumps, other than water pumps; air or other gas compressors	45,805.00
United States of America	ALLIED GLOBAL, INC.	Air conditioning, cold chain and refrigerating equipment	191,401.00
United States of America	ALLIED GLOBAL, INC.	Articles for medical or surgical purposes	50,350.00
United States of America	ALLIED GLOBAL, INC.	Detergents, perfumes and washing preparations	73,749.00
United States of America	ALLIED GLOBAL, INC.	Domestic metal products	48,800.00
United States of America	ALLIED GLOBAL, INC.	Electricity distribution or control apparatus	42,300.00
United States of America	ALLIED GLOBAL, INC.	Firearms and ammunition	40,300.00
United States of America	ALLIED GLOBAL, INC.	Furniture, office, other than chairs	56,500.00
United States of America	ALLIED GLOBAL, INC.	Lighting equipment	59,300.00
United States of America	ALLIED GLOBAL, INC.	Pumps, other than water pumps; air or other gas compressors	39,500.00
United States of America	ALLIED GLOBAL, INC.	Safety clothing and headgear; other headgear of rubber or plastics	74,990.00
United States of America	ALLIED GLOBAL, INC.	Telecommunication equipment, parts and accessories thereof	111,550.00
United States of America	ALPINE ARMORING INC	Motor vehicle parts and accessories	41,911.00
United States of America	AMERICAN SCIENTIFIC & INDUSTRIAL	Textile articles made-up, other	138,302.70
United States of America	AMERIKOR SALES & HANWHA CORP	Tyres, pneumatic new, inner tubes, solid or cushion tyres, etc.	199,915.00
United States of America	AMERIKOR SALES & HANWHA CORPORATION	Air conditioning, cold chain and refrigerating equipment	93,262.95
United States of America	AMERIKOR SALES & HANWHA CORPORATION	Tyres, pneumatic new, inner tubes, solid or cushion tyres, etc.	683,705.49
United States of America	Amerikor Sales and Hanwha Corporation	Tyres, pneumatic new, inner tubes, solid or cushion tyres, etc.	558,624.10
United States of America	AMERIQUEAL GROUP, LLC	Food products, other	1,432,920.71
United States of America	AMIKOR SALES & HANWHA CORPORATION	Tyres, pneumatic new, inner tubes, solid or cushion tyres, etc.	63,531.44
United States of America	ANTENNAS FOR COMMUNICATIONS (AFC)	Components for telecommunication equipment	51,300.00
United States of America	APC - AMERICAN POWER CONVERSION	Components for telecommunication equipment	1,189,088.24
United States of America	ARENSON OFFICE FURNISHINGS, INC.	Furniture, office, other than chairs	1,802,008.70
United States of America	ARENSON OFFICE FURNISHINGS, INC.	Furniture	457,786.50
United States of America	ASSET INVENTORIES INC.	Audio visual equipment	100,000.00
United States of America	Astrophysics, Inc	Machinery, special purpose, other	109,818.00
United States of America	Astrophysics, Inc	Photographic and cinematographic equipment	31,255.00
United States of America	Astrophysics Inc	Furniture, office, other than chairs	83,220.00
United States of America	ASTROPHYSICS INC	Measuring, checking and testing appliances	145,635.00
United States of America	ASTROPHYSICS INC.	Machinery, special purpose, other	248,123.00
United States of America	ASTROPHYSICS INC.	Security equipment and supplies	62,562.25
United States of America	ASTROPHYSICS INC.	Security equipment, special purpose	642,770.00
United States of America	ASTROPHYSICS INC.	X-ray or alpha, beta or gamma radiation apparatus, medical and surgical	541,532.00
United States of America	ASTROPHYSICS INC.	Security and safety equipment	177,700.00
United States of America	ATLANTIC BUSINESS SYSTEMS, INC.	Expendables and accessories for use with EDP equipment	49,600.00
United States of America	Aviat U.S. Inc.	Telecommunication equipment, parts and accessories thereof	51,287.85
United States of America	Aviat U.S. Inc. *	Software application packages	489,100.00
United States of America	AVIAT US INC.	Telecommunication equipment, other	48,468.38
United States of America	AVIAT US INC.	Telecommunication equipment, parts and accessories thereof	214,571.38
United States of America	AVIAT US INC.	Transformers, electrical	123,943.68
United States of America	AVIAT US INC.	Telecommunication equipment	317,906.80
United States of America	AVIAT US, INC.	Telecommunication equipment, other	163,947.44
United States of America	BETTER FAMILY PRODUCTS, INC.	Doors, windows and their frames, of iron, steel or aluminium	46,095.12
United States of America	BLOOMSBURG CARPET	Carpets and other textile floor coverings	36,191.10
United States of America	BRF LINK LIMITED	Sacks and bags, of a kind used for the packing of goods	31,700.00
United States of America	CA, INC.	Software application packages	106,840.48
United States of America	CATERPILLAR INC.	Motor vehicles and parts and accessories thereof	102,203.00
United States of America	CAVALIER OFFICE PRODUCTS INC.	Printing and plotting devices for EDP equipment	109,560.00
United States of America	CAVALIER OFFICE PRODUCTS INC.	Processing units for EDP and accessories and parts thereof	100,000.00
United States of America	CEIA USA LTD.	Measuring, checking and testing appliances	90,725.00
United States of America	CEIA USA, LTD.	Security equipment, special purpose	99,600.00
United States of America	CENTER INDUSTRIAL ELECTRONICS, INC.	Audio and video accessories	50,000.00
United States of America	CHARLES RIVER SYSTEMS, INC.	Computer systems, special purpose other	363,745.00
United States of America	CISCO SYSTEM,INC.	Equipment and accessories for connecting EDP equipment intonetworks	48,105.20
United States of America	CISCO SYSTEMS	Electronic components	43,471.00
United States of America	CISCO SYSTEMS	Equipment and accessories for connecting EDP equipment intonetworks	576,669.32
United States of America	CISCO SYSTEMS	Micro-computers	48,809.90
United States of America	CISCO SYSTEMS	Processing units for EDP, other	227,908.10
United States of America	CISCO SYSTEMS	Radio broadcast and television receivers	160,599.10
United States of America	CISCO SYSTEMS INC	EDP equipment	822,767.70
United States of America	CISCO SYSTEMS INC	Electricity distribution or control apparatus	299,512.00
United States of America	CISCO SYSTEMS INC	Equipment and accessories for connecting EDP equipment intonetworks	1,889,631.22
United States of America	CISCO SYSTEMS INC	Insulated wire and cable; optical fibre cables	482,072.80
United States of America	CISCO SYSTEMS INC	Protection devices for EDP equipment	260,996.14
United States of America	CISCO SYSTEMS INC	Software application packages	235,770.00
United States of America	CISCO SYSTEMS INC.	Telecommunication equipment, parts and accessories thereof	199,033.78
United States of America	CISCO SYSTEMS INC.	Electrical equipment, parts and accessories thereof	44,689.00
United States of America	CISCO SYSTEMS INC.	Equipment and accessories for connecting EDP equipment intonetworks	3,948,712.72
United States of America	CISCO SYSTEMS INC.	Satellite communication systems	92,104.00
United States of America	CISCO SYSTEMS INC.	Telephone equipment	975,651.10
United States of America	CISCO SYSTEMS INC.	Transmitting and communicating equipment for EDP, eg. modems, PC servers etc.	1,753,061.42
United States of America	CISCO Systems, Inc	Equipment and accessories for connecting EDP equipment intonetworks	44,880.40
United States of America	Cisco Systems, Inc.	Telecommunication equipment, other	40,751.40
United States of America	Cisco Systems, Inc.	EDP equipment	3,732,955.70
United States of America	Cisco Systems, Inc.	Photographic and cinematographic equipment	228,423.54
United States of America	CISCO SYSTEMS, INC.	Telecommunication equipment, other	154,563.62

Major Orders for Goods by Agency during 2010 (Orders of \$30,000 or more)

AGENCY			PO value
Location of supplier	Name of supplier	Description of goods (equipment)	USD
United States of America	Cisco Systems, Inc.	Training materials, EDP	500,000.00
United States of America	CISCO SYSTEMS, INC.	Equipment and accessories for connecting EDP equipment in networks	34,626.00
United States of America	CISCO SYSTEMS, INC.	Telecommunication equipment	2,947,542.27
United States of America	CISCO SYSTEMS, INC.	Transmitting and communicating equipment for EDP, eg. modems, PC servers etc.	1,158,674.10
United States of America	CISCO SYSTEMS, INC.	Telecommunication equipment, parts and accessories thereof	183,922.30
United States of America	CISCO SYSTEMS, INC.	Transmitting and communicating equipment for EDP, eg. modems, PC servers etc.	302,561.50
United States of America	COMP-U-FIELD	EDP equipment	82,816.00
United States of America	COMP-U-FIELD	EDP equipment/machinery, other, and parts thereof	40,000.00
United States of America	COMP-U-FIELD	Expendables and accessories for use with EDP equipment	99,937.00
United States of America	COMP-U-FIELD	Processing units for EDP and accessories and parts thereof	90,000.00
United States of America	COMPUTHINK	Photographic and cinematographic equipment	69,083.00
United States of America	COMPUTHINK INC	Photographic and cinematographic equipment	30,377.51
United States of America	COMPUTHINK INC	Security equipment and supplies	56,893.01
United States of America	COMPUTHINK INC.	Lighting equipment	42,629.14
United States of America	COMPUTHINK INC.	Paper of paperboard, for printing or other graphic purpose	75,101.55
United States of America	COMPUTHINK INC.	Processing units for EDP, other	235,563.63
United States of America	COMPUTHINK, INC.	Security Printing, Finished Articles	36,730.00
United States of America	CONSERVE ELECTRICAL SUPPLY CORP.	Insulated wire and cable; optical fibre cables	50,000.00
United States of America	CONSOLIDATED CARPET TRADE WORKROOM,	Carpets and other textile floor coverings	152,431.95
United States of America	CONSOLIDATED EDISON COMPANY	PC software, general	90,000.00
United States of America	CPFILMS, INC.	Security and safety equipment	153,545.00
United States of America	CSU INDUSTRIES	Computer systems, special purpose other	512,678.46
United States of America	DADE SKY TRADING	Blankets and travelling rugs	74,680.00
United States of America	DADE SKY TRADING	Domestic cooking and heating equipment	70,700.00
United States of America	DADE SKY TRADING	Lamps, electric filament or discharge; arc lamps	42,909.50
United States of America	DADE SKY TRADING	Lubricating preparations	49,477.41
United States of America	DADE SKY TRADING	Motor spirit (gasoline), including aviation spirit	116,729.08
United States of America	DADE SKY TRADING	Plywood	47,692.20
United States of America	DADE SKY TRADING	Seats and chairs	30,875.70
United States of America	DADE SKY TRADING	Timber, hard	36,324.65
United States of America	DADE SKY TRADING	Toilet tissue stock; miscellaneous other papers	54,217.00
United States of America	DADE SKY TRADING	Tubes, pipes and hoses, and fittings therefor, of plastics	72,810.00
United States of America	DAVIS AND WARSHOW	Water pipe fittings and accessories	50,000.00
United States of America	DOOSAN INFRACORE AMERICA CORP.	Motor vehicles and parts and accessories thereof	421,653.78
United States of America	Doosan Infracore America Corporation	Motor vehicle parts and accessories	115,770.69
United States of America	ELASTE, INC.	Articles for medical or surgical purposes	120,725.00
United States of America	ELEVENCA CORP	Detergents, perfumes and washing preparations	38,593.00
United States of America	EMC CORPORATION	Equipment and accessories for connecting EDP equipment in networks	1,309,802.00
United States of America	EMC CORPORATION	Expendables and accessories for use with EDP equipment	171,185.00
United States of America	EMC CORPORATION	Recording and reproducing apparatus, for sound and video	200,000.00
United States of America	EMC CORPORATION	EDP equipment/machinery, other, and parts thereof	102,950.00
United States of America	EMC CORPORATION	Micro-computers	356,223.00
United States of America	EMC CORPORATION	Software, computer, including manuals	1,906,430.00
United States of America	EMC CORPORATION	Telecommunication equipment	980,000.05
United States of America	EMC CORPORATION	Transmitting and communicating equipment for EDP, eg. modems, PC servers etc.	558,883.00
United States of America	EMERGING MARKETS COMMUNICATIONS INC. (EMC)	Aerials and antennae	565,676.24
United States of America	ENGINEERING & PROF. SERVICES, INC.	Firearms and ammunition	79,216.70
United States of America	EPLUS TECHNOLOGY, INC.	Computer systems, special purpose other	42,848.70
United States of America	EPS CORPORATION	Security and safety equipment	161,067.52
United States of America	ERICSSON FEDERAL INC.	Telecommunication equipment	58,250.00
United States of America	ESRI	Software application packages	33,625.00
United States of America	EXXON MOBIL FLEET/GECC	Motor spirit (gasoline), including aviation spirit	52,000.00
United States of America	GALAXY 1 COMMUNICATIONS	Satellite communication systems	328,035.00
United States of America	GARSITE	Motor vehicles, goods transport	265,000.00
United States of America	GIMCO	Air conditioning, cold chain and refrigerating equipment	74,285.00
United States of America	GIMCO	Electricity distribution or control apparatus	41,885.00
United States of America	GIMCO	Lighting equipment	174,705.00
United States of America	GIMCO	Motor vehicle parts and accessories	47,773.50
United States of America	GIMCO	Safety clothing and headgear, other headgear of rubber or plastics	43,953.00
United States of America	GIMCO	Telecommunication equipment, parts and accessories thereof	201,538.00
United States of America	GIMCO	Tubes, pipes and hoses, and fittings therefor, of plastics	168,052.25
United States of America	GIMCO USA INC.	Expendables for use with EDP equipment	46,477.50
United States of America	GLOBAL FLEET SALES INC.	Motor vehicles and parts and accessories thereof	891,552.97
United States of America	Global Teck Worldwide	Telephone equipment	471,555.00
United States of America	GLOBAL TECK WORLDWIDE, INC.	Telecommunication equipment	85,300.00
United States of America	GLOBE COMM. SYSTEM INC.	Printing and plotting devices for EDP equipment	78,655.00
United States of America	GLOBECOMM SYSTEMS INC.	Aerials and antennae	2,041,210.00
United States of America	GLOBECOMM SYSTEMS INC.	Components for telecommunication equipment	66,183.00
United States of America	GLOBECOMM SYSTEMS INC.	Electronic components, parts and accessories thereof	45,748.00
United States of America	GLOBECOMM SYSTEMS INC.	Electronic measuring equipment	81,196.00
United States of America	GLOBECOMM SYSTEMS INC.	Satellite communication systems	1,462,970.00
United States of America	GLOBECOMM SYSTEMS INC.	Telecommunication equipment, other	47,193.00
United States of America	GLOBECOMM SYSTEMS INC.	Telecommunication equipment, parts and accessories thereof	286,396.00
United States of America	GLOBECOMM SYSTEMS INC.	Telecommunication equipment	674,238.00
United States of America	GOOGLE INC.	Databases	30,000.00
United States of America	GOOGLE, INC.	Software Licences	30,000.00
United States of America	Government of Austria	Containers of iron, steel or aluminium	32,914.29
United States of America	Government of Austria	Electrical equipment	58,775.51
United States of America	Government of Austria	Filtering and purifying equipment	123,933.65
United States of America	Government of Austria	Prefabricated buildings, parts thereof	372,251.02
United States of America	H.A. METZGER INC.	Printing and bookbinding equipment	76,850.00
United States of America	HARRIS STRATEX NETWORKS	Telecommunication equipment, other	65,922.00
United States of America	Harris Stratex Networks Inc.	Telecommunication equipment, other	379,856.22
United States of America	HARRIS STRATEX NETWORKS OPERATING CORPORATION	Components for telecommunication equipment	84,305.52
United States of America	HARRIS STRATEX NETWORKS OPERATING CORPORATION	Telecommunication equipment, other	179,606.49
United States of America	HARRIS STRATEX NETWORKS OPERATING CORPORATION INC.	Telecommunication equipment, other	123,038.20
United States of America	HEIDELBERG USA, INC.	Printing and bookbinding equipment	50,000.00
United States of America	HERMAN MILLER INC.	Furniture	85,460.40
United States of America	HERMAN MILLER INC.	Seats and chairs	30,385.92
United States of America	HIGHCOM SECURITY, INC.	Crowd control equipment	1,254,130.08
United States of America	IBM CORPORATION	Software application packages	30,004.00
United States of America	IBM CORPORATION	Software, computer, including manuals	560,295.68
United States of America	IBM CORPORATION	Transmitting and communicating equipment for EDP, eg. modems, PC servers etc.	160,000.00
United States of America	IBM/LENOVO (UNITED STATES) INC.	Telecommunication equipment, parts and accessories thereof	76,342.00
United States of America	ID CARD SYSTEMS	Photographic and cinematographic equipment	96,150.00
United States of America	INTERACTIVE VISUALIZATION SYSTEMS	Software application packages	37,158.00
United States of America	INTERNATIONAL VIDEO-CONFERENCING INC	Radio broadcast and television receivers	267,492.30
United States of America	IRIS LTD., INC.	Photographic and cinematographic equipment	47,000.00
United States of America	IVCI, LLC	Recording and reproducing apparatus, for sound and video	41,866.50
United States of America	IVCI, LLC	Telecommunication equipment, other	194,919.25
United States of America	IVCI, LLC	Audio visual equipment	60,742.00
United States of America	IVCI, LLC	Audio visual equipment, parts and accessories thereof	57,376.86
United States of America	IVCI, LLC	Telecommunication equipment	339,828.05
United States of America	KENYON INTERNATIONAL EMERGENCY	Mortuary supplies	3,800,000.00
United States of America	KUEHNE & NAGEL INC.	X-ray or alpha, beta or gamma radiation apparatus, medical and surgical	38,650.00
United States of America	Kwaplah International Inc	Instruments for measuring temperature or other physical properties	38,800.00
United States of America	KWAPLAH INTERNATIONAL INC.	Air conditioning, cold chain and refrigerating equipment	359,045.00
United States of America	KWAPLAH INTERNATIONAL INC.	Electricity distribution or control apparatus	34,125.00
United States of America	KWAPLAH INTERNATIONAL INC.	Telecommunication equipment, parts and accessories thereof	61,380.00
United States of America	KWAPLAH INTERNATIONAL INC.	Tubes, pipes and hoses, and fittings therefor, of plastics	39,760.00
United States of America	KWAPLAH INTERNATIONAL, INC.	Expendables for use with EDP equipment	33,980.32
United States of America	KWAPLAH INTERNATIONAL, INC.	Tyres, pneumatic new, inner tubes, solid or cushion tyres, etc.	228,780.00
United States of America	KWAPLAH INTERNATIONAL, INC.	Expendables for use with EDP equipment	30,625.00
United States of America	L3 COMMUNICATIONS	Security equipment, special purpose	30,073.00
United States of America	LA CRESTA COMMUNICATION INC	Radio broadcast and television receivers	44,925.00
United States of America	LA CRESTA COMMUNICATIONS INC	Printing and plotting devices for EDP equipment	51,863.39
United States of America	LA CRESTA COMMUNICATIONS INC.	Aerials and antennae	35,225.00
United States of America	LA CRESTA COMMUNICATIONS INC.	Hand tools	186,861.92
United States of America	LA CRESTA COMMUNICATIONS INC.	Luggage, handbags and the like	37,684.00
United States of America	LA CRESTA COMMUNICATIONS INC.	Radio or television transmission apparatus; television cameras	57,330.00
United States of America	LA CRESTA COMMUNICATIONS, INC.	Optical input/output units, such as scanners, optical readers etc.	275,585.90

Major Orders for Goods by Agency during 2010 (Orders of \$30,000 or more)

AGENCY			PO value
Location of supplier	Name of supplier	Description of goods (equipment)	USD
UN / PD Continued			
United States of America	LA CRESTA COMMUNICATIONS, INC.	Printing and plotting devices for EDP equipment	151,251.10
United States of America	LA CRESTA COMMUNICATIONS, INC.	Telecommunication equipment	149,250.00
United States of America	LAWMEN SUPPLY CO. OF NEW JERSEY	Firearms and ammunition	46,908.40
United States of America	LENOVO	Micro-computers	191,901.00
United States of America	Lenovo (United States) Inc	Micro-computers	85,102.00
United States of America	Lenovo (United States) Inc	Printing and plotting devices for EDP equipment	156,634.00
United States of America	Lenovo (United States) Inc	Software application packages	106,869.00
United States of America	LENOVO (United States) INC.	Equipment and accessories for connecting EDP equipment in tonetworks	124,758.00
United States of America	LENOVO (UNITED STATES) INC.	Micro-computers	1,767,341.00
United States of America	LENOVO (UNITED STATES) INC.	Processing units for EDP, other	37,250.00
United States of America	LENOVO (United States) INC.	Protection devices for EDP equipment	196,286.00
United States of America	LENOVO (US) INC.	Micro-computers	152,302.00
United States of America	LENOVO GROUP	Micro-computers	1,174,360.00
United States of America	LENOVO Group(UNITED STATES) INC.	Micro-computers	244,090.00
United States of America	LENOVO INC.	Equipment and accessories for connecting EDP equipment in tonetworks	66,920.00
United States of America	LENOVO INC.	Micro-computers	748,345.00
United States of America	LENOVO INC.	Telecommunication equipment, other	48,330.00
United States of America	LENOVO INTERNATIONAL	Micro-computers	130,538.00
United States of America	LENOVO, INC.	Components for telecommunication equipment	95,464.00
United States of America	LENOVO, INC.	EDP equipment	199,100.00
United States of America	LENOVO, INC.	Computer display terminals	36,000.00
United States of America	LENOVO, INC.	EDP equipment/machinery, other, and parts thereof	32,410.00
United States of America	LENOVO, INC.	Mainframe computers	81,700.00
United States of America	LENOVO, INC.	Micro-computers	3,012,553.00
United States of America	LENOVO, INC.	Mini-computers	189,501.00
United States of America	LENOVO, INC.	Telecommunication equipment	264,550.00
United States of America	LENOVO; INC.	Micro-computers	569,855.07
United States of America	M.I.C. INDUSTRIES, INC.	Filtering and purifying equipment	59,022.08
United States of America	MAJOR AUTOMOTIVE GROUP	Motor vehicles, passenger, other	53,496.00
United States of America	MARQUARDT & COMPANY	Newsprint, hand made-paper and punch card stock	37,810.70
United States of America	MARQUARDT & COMPANY	Paper of paperboard , for printing or other graphic purpose	1,476,070.40
United States of America	MICHAELS ELECTRICAL SUPPLY CORP.	Insulated wire and cable; optical fibre cables	50,000.00
United States of America	MICHAELS ELECTRICAL SUPPLY CORP.	Lamps, electric filament or discharge; arc lamps	50,000.00
United States of America	MICROSOFT CORPORATION	Computer systems, special purpose other	34,760.56
United States of America	MICROSOFT CORPORATION	Software, computer, including manuals	739,400.79
United States of America	MID-ISLAND ELECTRICAL SALES CORP.	Insulated wire and cable; optical fibre cables	50,000.00
United States of America	Ministry of National Defence of the Republic of Poland	Containers of iron, steel or aluminium	63,747.06
United States of America	Ministry of National Defence of the Republic of Poland	Electrical equipment	153,776.42
United States of America	Ministry of National Defence of the Republic of Poland	Prefabricated buildings, parts thereof	2,118,860.35
United States of America	Ministry of National Defence of the Republic of Poland	Pumps, water	353,374.20
United States of America	Ministry of National Defence of the Republic of Poland	Trailers and semi-trailers; containers	74,278.51
United States of America	MOTOROLA INC	Aerials and antennae	165,789.70
United States of America	MOTOROLA INC	Expansion cards & other add-on hard- or firm-ware	710,166.00
United States of America	MOTOROLA INC	Optical input/output units, such as scanners, optical readers etc.	193,642.12
United States of America	MOTOROLA INC	Radio broadcast and television receivers	558,605.97
United States of America	MOTOROLA INC	Testing equipment miscellaneous	171,512.20
United States of America	MOTOROLA INC.	EDP equipment	50,865.44
United States of America	MOTOROLA INC.	Equipment and accessories for connecting EDP equipment in tonetworks	57,429.24
United States of America	MOTOROLA INC.	Expendables and accessories for use with EDP equipment	52,703.04
United States of America	MOTOROLA INC.	Radio broadcast and television receivers	192,332.58
United States of America	MOTOROLA INC.	Telecommunication equipment, other	225,120.64
United States of America	MOTOROLA INC..	Measuring, checking and testing appliances	54,239.82
United States of America	Motorola, Inc	Telecommunication equipment, other	259,008.60
United States of America	MOTOROLA;INC.	Aerials and antennae	33,802.79
United States of America	MOTOROLA;INC.	Radio broadcast and television receivers	33,858.00
United States of America	MPEX INC	Expendables for use with EDP equipment	145,634.25
United States of America	MPEX INC	Micro-computers	43,693.00
United States of America	MPEX INC	Security equipment, special purpose	39,010.00
United States of America	MPEX INC	Telecommunication equipment, other	49,753.00
United States of America	NAFTEX INTERNACIONAL S.A.	Metal goods	31,895.80
United States of America	ND Satcom Inc	Satellite communication systems	742,900.00
United States of America	ND Satcom Inc.	Satellite communication systems	55,720.00
United States of America	ND SATCOM INC.	Telecommunication equipment, parts and accessories thereof	114,500.00
United States of America	ND SATCOM INC.	Transmitting and communicating equipment for EDP, eg. modems, PC servers etc.	422,900.00
United States of America	ND SATCOM INC.	Telecommunication equipment	355,882.00
United States of America	ND SATCOM, INC.	Satellite communication systems	424,640.00
United States of America	New York Fumeral Supply, Inc.	Packing cases, boxes, crates, drums etc.;cable drums of wood	81,249.00
United States of America	OFFICE DEPOT BUSINESS SERVICES DIV	Stationery articles	1,897,489.46
United States of America	ON SITE GAS SYSTEMS INC.	Hydrogen, nitrogen, oxygen, carbon dioxide and rare gases	46,562.86
United States of America	ORACLE AMERICA, INC.	Micro-computers	50,533.51
United States of America	ORACLE AMERICA, INC.	Software application packages	742,541.72
United States of America	PACIFIC ARCHITECTS & ENGINEERS INC.	Stoppers, caps, lids and other metal packing accessories; wire and wire products	1,163,304.04
United States of America	PARK SURGICAL CO., INC.	Articles for medical or surgical purposes	126,365.00
United States of America	PERMANENT MISSION OF SPAIN	Electrical equipment	44,914.68
United States of America	PERMANENT MISSION OF SPAIN	Prefabricated buildings, parts thereof	448,802.06
United States of America	PETROCELLI ELECTRIC COMPANY, INC.	Electrical equipment, other and parts thereof	57,744.00
United States of America	PLANSON INTERNATIONAL	PC software, general	85,136.00
United States of America	PLANSON INTERNATIONAL	Telephonic apparatus, other	71,950.00
United States of America	PLANSON INTERNATIONAL CORP.	Satellite communication systems	65,056.00
United States of America	PLANSON INTERNATIONAL CORPORATION	Software application packages	53,728.00
United States of America	PLANSON INTERNATIONAL CORPORATION	Telecommunication equipment, other	46,985.00
United States of America	PLANSON INTERNATIONAL CORPORATION	Telecommunication equipment	40,257.00
United States of America	PRESIDENT CONTAINER INC.	Containers, paper and paperboard	42,750.00
United States of America	PROMARK INTERNATIONAL INC., USA	Crowd control equipment	83,700.00
United States of America	PRO-PAC INC	Camping equipment	679,500.00
United States of America	READY DATA, INC.	Computer systems, special purpose other	32,035.00
United States of America	Roden Industries Inc.	Insulated wire and cable; optical fibre cables	177,479.80
United States of America	RODEN INDUSTRIES INC.	Security equipment, special purpose	83,000.00
United States of America	ROHN PRODUCTS INTERNATIONAL L.C.	Radio or television transmission apparatus; television cameras	83,999.00
United States of America	ROHN PRODUCTS LLC	Bridges, bridge sections, towers and lattice masts, of iron or steel	50,669.00
United States of America	ROHN PRODUCTS LLC	Telecommunication equipment	39,442.00
United States of America	RSA SECURITY, LLC	Computer systems, special purpose other	141,940.25
United States of America	SAMUEL MEISEL & CO., INC.	Liquor	32,390.00
United States of America	SDV USA Inc	Buildings, prefabricated for office, school, home or warehouse	355,215.00
United States of America	SHELTER SYSTEMS	Camping equipment	1,075,101.50
United States of America	SHELTER SYSTEMS	Floor coverings of plastics	50,445.50
United States of America	SHI INTERNATIONAL CORP.	Software application packages	32,522.00
United States of America	SKANSKA USA BUILDING INC.	Components for telecommunication equipment	107,075.00
United States of America	SKANSKA USA BUILDING INC.	Furniture	120,581.00
United States of America	SOME'S UNIFORMS	Clothing of textile materials	56,403.84
United States of America	SOME'S UNIFORMS INC	Clothing of textile materials	88,181.00
United States of America	SOME'S UNIFORMS INC.	Clothing of textile materials	37,029.65
United States of America	SOME'S UNIFORMS, Inc	Clothing of textile materials	512,734.00
United States of America	SOME'S WORLD WIDE UNIFORMS INC	Clothing of textile materials	79,999.75
United States of America	SOME'S WORLD-WIDE UNIFORMS	Clothing of textile materials	902,643.55
United States of America	STANLEY SUPPLY & SERVICES INC.	Electronic components, parts and accessories thereof	30,061.84
United States of America	STANLEY SUPPLY & SERVICES INC.	Furniture, workshop, shop etc.	35,683.80
United States of America	STANLEY SUPPLY & SERVICES INC.	Hand tools (including glaziers diamonds)	43,895.30
United States of America	STONESOFT	Protection devices for EDP equipment	96,413.50
United States of America	STONESOFT INC	EDP equipment	193,098.75
United States of America	SYSKA & HENNESSY, INC. ENGINEERS	Components for telecommunication equipment	109,935.00
United States of America	TCS SUPPLY CO	Software application packages	67,950.00
United States of America	TCS SUPPLY CO	Telecommunication equipment, parts and accessories thereof	40,254.00
United States of America	TCS SUPPLY CO.	Expendables for use with EDP equipment	46,984.00
United States of America	TCS SUPPLY CO.	Hand tools (including glaziers diamonds)	46,092.00
United States of America	TCS SUPPLY CO.	Surveillance/control systems, other	49,784.00
United States of America	TECHNISPHERE CORPORATION	Recording and reproducing apparatus, for sound and video	88,201.94
United States of America	THE ARMORED GROUP LLC	Motor vehicles, special purpose	151,216.60
United States of America	THE ARMORED GROUP, LLC	Motor vehicles, special purpose	181,829.40
United States of America	THE GUNLOCKE COMPANY LLC	Furniture	248,105.54
United States of America	TLD AMERICA CORPORATION	Motor vehicles and parts and accessories thereof	127,212.54

Major Orders for Goods by Agency during 2010 (Orders of \$30,000 or more)

AGENCY			PO value
Location of supplier	Name of supplier	Description of goods (equipment)	USD
UN / PD Continued			
United States of America	Trigyn Technologies Inc.	Food products, other	1,506,600.10
United States of America	TRIGYN TECHNOLOGIES INC.	Maps and charts	800,000.00
United States of America	TRIGYN TECHNOLOGIES Inc.	Telecommunication equipment, parts and accessories thereof	94,940.00
United States of America	TURNKEY ELECTRIC LLC	Lighting equipment	340,050.00
United States of America	U.S. POSTAL SERVICE	Postage, revenue or similar stamps, unused	40,000.00
United States of America	UNITED NATIONS POPULATION FUND (UNFPA)	Contraceptives	48,318.36
United States of America	United Soil Technologies LLC	Machinery, special purpose, other	46,360.06
United States of America	USTRONICS.COM, INC.	Satellite communication systems	72,649.00
United States of America	VIDEO CORPORATION OF AMERICA	Recording and reproducing apparatus, for sound and video	75,515.00
United States of America	VMWARE, INC.	Software application packages	57,800.00
United States of America	VMWARE, INC.	Software, computer, including manuals	558,084.75
United States of America	VOCALITY INC.	Telecommunication equipment	56,709.96
United States of America	Vocality Incorporated	Satellite communication systems	308,153.10
United States of America	Vocality Incorporated	Telecommunication equipment, other	82,050.30
United States of America	W.W. GRAINGER, INC.	Soldering, brazing or welding machinery and apparatus	43,254.06
United States of America	W.W. GRAINGER, INC.	Electrical equipment, parts and accessories thereof	50,000.00
United States of America	WINSYSTEM GROUP, INC.	Stationery articles	73,600.00
United States of America	WOODWING SOLUTIONS LLC	Software application packages	237,825.48
United States of America	WORLD FUEL SERVICES CORP	Motor spirit (gasoline), including aviation spirit	2,676,274.33
UNV			
France	Service Medical International (SMI)	Medical supplies	57,112.50
Germany	Konica Minolta BONN	Rental-Printers	66,897.32
Germany	Orbit IT Solutions	ICT hardware	142,449.97
Germany	PLANBUERO	Furniture	68,742.52
UNWRA			
BELGIUM	Rhenus Logistics nv	SUGAR PLANTS	1,067,776.00
CHINA	Anhui Light Industries International Co. Ltd.	MANUFACTURED ARTICLES, OTHER	41,614.80
CHINA	Anhui Light Industries International Co. Ltd.	REGISTERS, ACCOUNTING BOOKS, NOTE BOOKS, AND OTHER STATIONERY	881,485.12
China	Peak International Trade (Tianjin) Co. Ltd	PREFABRICATED BUILDINGS	30,006.30
China	Top Sources Trading Limited	FOOTWEAR	666,550.00
China	Top Sources Trading Limited	PLASTICS IN PRIMARY FORMS	206,480.00
China	Top Sources Trading Limited	SPORTS GOODS	37,049.80
CYPRUS	Medochemie	HORMONES, CONTRACEPTIVES, VITAMINS AND MINERALS	418,102.36
CYPRUS	Remedica Ltd.	ANAESTHETICS, ANALGESICS, ANTIALLERGICS, ANTIDOTES, ANTIEPILEPTICS	173,911.01
CYPRUS	Remedica Ltd.	ANTHELMINTICS, ANTIFILARIALS, ANTISCHIS TOSOMALS ETC.	753,773.53
CYPRUS	Remedica Ltd.	CHEMICALS, ORGANIC, BASIC	656,945.77
CYPRUS	Remedica Ltd.	DRUGS DERMATOLOGICAL, OPHTHALMIC & GASTROINTESTINAL	116,546.66
CYPRUS	Remedica Ltd.	DRUGS AFFECTING BLOOD & CARDIOVASCULAR, BLOOD PRODUCTS	1,145,029.16
DENMARK	Buk-Auto Ltd.	MOTOR VEHICLES AND PARTS AND ACCESSORIES THEREOF	275,850.00
EGYPT	All Seeds Middle East	OILS AND FATS, ANIMAL AND VEGETABLE	2,044,282.78
Egypt	Arab Medical Equipment (AMECO)	MEDICAL AND SURGICAL EQUIPMENT AND ORTHOPAEDIC APPLIANCES	197,880.00
EGYPT	Gefco for Rice Mills S.A.E	CEREALS	476,309.77
EGYPT	Riva Pharma	ANTHELMINTICS, ANTIFILARIALS, ANTISCHIS TOSOMALS ETC.	447,707.62
EGYPT	Riva Pharma	CHEMICALS, ORGANIC, BASIC	630,463.00
FRANCE	BIOLABO SA	MEASURING, CHECKING AND TESTING INSTRUMENTS AND APPLIANCES	222,000.00
GERMANY	F. Undutsch Gmbh	RUBBER PRODUCTS	73,007.20
GERMANY	GLAXO SMITHKLINE	DRUGS AFFECTING THE BLOOD AND CARDIOVASCULAR, BLOOD PRODUCTS,	178,781.65
GERMANY	Henke-Sass, Wolf GmbH, Kronenstrass	MEDICAL AND SURGICAL EQUIPMENT AND ORTHOPAEDIC APPLIANCES	456,441.52
GERMANY	Human Ges. Biochemica & Diagnostica	CHEMICAL PRODUCTS	58,595.13
GERMANY	Human Ges. Biochemica & Diagnostica	MEDICAL AND SURGICAL EQUIPMENT AND ORTHOPAEDIC APPLIANCES	44,463.18
IRELAND	Pressure Hydraulics Ltd.	ELECTRICAL EQUIPMENT, OTHER AND PARTS THEREOF	52,272.00
ISRAEL	B.M.B. Tire Distributors Ltd.	RUBBER TYRES AND TUBES	32,166.67
ISRAEL	Computer Media Center Ltd. (CMC)	EXPENDABLES AND ACCESSORIES FOR USE WITH EDP EQUIPMENT	169,772.49
ISRAEL	Computer Media Center Ltd. (CMC)	INPUT/OUTPUT UNITS FOR EDP, ACCESSORIES AND PARTS THEREOF	221,059.40
ISRAEL	Computer Media Center Ltd. (CMC)	IT EQUIPMENT/MACHINERY, OTHER, AND PARTS THEREOF	52,708.00
ISRAEL	Computer Media Center Ltd. (CMC)	PROCESSING UNITS FOR IT AND ACCESSORIES AND PARTS THEREOF	829,832.21
ISRAEL	Dispomed	LABORATORY EQUIPMENT	35,840.84
ISRAEL	Dispomed	MEDICAL AND SURGICAL EQUIPMENT AND ORTHOPAEDIC APPLIANCES	43,086.45
ISRAEL	E-Drive Technology Ltd	MACHINERY, SPECIAL PURPOSE, OTHER AND PARTS THEREOF	73,552.90
ISRAEL	E-Drive Technology Ltd	SECURITY AND SAFETY EQUIPMENT	100,952.50
ISRAEL	Free Line Trading Industrial Co.	PULP, PAPER AND PAPERBOARD	31,022.68
ISRAEL	LADM AGENCIES LTD	CLOTHING	163,840.00
ISRAEL	Mayer Cars & Trucks (VOLVO)	LIFTING AND HANDLING EQUIPMENT AND PARTS THEREOF	115,074.02
ISRAEL	Mayer Cars & Trucks (VOLVO)	MOTOR VEHICLES AND PARTS AND ACCESSORIES THEREOF	1,219,380.89
ISRAEL	Paz Oil Co.	CHEMICAL PRODUCTS	41,504.42
ISRAEL	Paz Oil Co.	PETROLEUM OILS AND PETROLEUM PRODUCTS	1,551,072.68
ISRAEL	Pealton Co.	ROUNDABOUTS, SWINGS, FAIRGROUND AMUSEMENTS, THEATRE EQUIPMENT	200,000.00
ISRAEL	Rais Midelist	PREFABRICATED BUILDINGS	85,399.45
ISRAEL	Sonol J'iem Ltd.	PETROLEUM OILS AND PETROLEUM PRODUCTS	219,325.27
ISRAEL	TATE & LYLE	SUGAR PLANTS	665,115.84
ISRAEL	Union Motors Ltd.	MOTOR VEHICLES AND PARTS AND ACCESSORIES THEREOF	101,548.28
Israel	Y. Smadar Engineering and Technology LTD	MEASURING, CHECKING AND TESTING INSTRUMENTS AND APPLIANCES	57,032.59
ITALY	Fiat Group Automobiles SPA	MOTOR VEHICLES AND PARTS AND ACCESSORIES THEREOF	591,377.51
ITALY	Kartell	MEDICAL AND SURGICAL EQUIPMENT AND ORTHOPAEDIC APPLIANCES	76,546.18
JAPAN	Nissei Trading Co. Ltd	MEDICAL AND SURGICAL EQUIPMENT AND ORTHOPAEDIC APPLIANCES	39,772.00
JORDAN	Al-Hashmi Fuel station.	PETROLEUM OILS AND PETROLEUM PRODUCTS	127,939.24
JORDAN	Al-Majal Medical Est.	MEDICAL AND SURGICAL EQUIPMENT AND ORTHOPAEDIC APPLIANCES	44,413.84
JORDAN	Al-Wafi Group for Marketing& Int'l Trade	MEASURING, CHECKING AND TESTING INSTRUMENTS AND APPLIANCES	74,400.00
JORDAN	Amman Pharmaceutical Industries Co. WLL	DRUGS DERMATOLOGICAL, OPHTHALMIC & GASTROINTESTINAL	196,896.90
JORDAN	Amman Pharmaceutical Industries Co. WLL	MUSCLE RELAXANTS, OPHTHALMOLOGICAL PREPARATIONS ETC.	214,117.20
JORDAN	Bilal Badran & Co	MEAT AND MEAT PRODUCTS	41,682.28
JORDAN	Central Trade & Auto Co.	MOTOR VEHICLES AND PARTS AND ACCESSORIES THEREOF	108,842.32
JORDAN	Dar Al-Dawa	ANTHELMINTICS, ANTIFILARIALS, ANTISCHIS TOSOMALS ETC.	50,893.50
JORDAN	Dar Al-Dawa	DRUGS DERMATOLOGICAL, OPHTHALMIC & GASTROINTESTINAL	98,610.00
Jordan	Dara for Computers	SOFTWARE, COMPUTER, INCLUDING MANUALS	50,141.24
JORDAN	Diab Est. for Medical & Lab. Supp.	CHEMICAL PRODUCTS	60,025.73
JORDAN	e-Tech System	SOFTWARE, COMPUTER, INCLUDING MANUALS	59,600.00
JORDAN	First Advanced Trading Co.	CEREALS	243,100.50
JORDAN	Fourth Dimension System	SOFTWARE, COMPUTER, INCLUDING MANUALS	62,000.00
JORDAN	General Computers & Electronics Co.	SOFTWARE, COMPUTER, INCLUDING MANUALS	47,911.43
JORDAN	Hammoudeh Brothers for Trade	SUGAR PLANTS	317,662.50
JORDAN	Hassouneh Carpentry	FURNITURE	65,738.70
JORDAN	Integrated Standard Solutions	INPUT/OUTPUT UNITS FOR EDP, ACCESSORIES AND PARTS THEREOF	50,740.11
JORDAN	Jitico for Medical Supplies	MEDICAL AND SURGICAL EQUIPMENT AND ORTHOPAEDIC APPLIANCES	73,940.68
JORDAN	Jordan Petroleum Refinery Co.	PETROLEUM OILS AND PETROLEUM PRODUCTS	502,716.48
JORDAN	Maani	FURNITURE	81,947.74
JORDAN	Majdalawi Masterpieces	BOOKS, BROCHURES AND LEAFLETS, MAPS AND MUSIC	48,460.00
JORDAN	Middle East Pharm. & Chem. Indust.	ANTHELMINTICS, ANTIFILARIALS, ANTISCHIS TOSOMALS, ETC.	103,618.70
JORDAN	Ministry of Education	BOOKS, BROCHURES AND LEAFLETS, MAPS AND MUSIC	8,115,578.24
JORDAN	Motor Trade Co. Ltd.	MOTOR VEHICLES AND PARTS AND ACCESSORIES THEREOF	34,322.03
JORDAN	Mustafa Al-Shoubaky & Partners Co.	FURNITURE	646,480.23
JORDAN	Najjar & Rawas Co.	GENERAL PURPOSE MACHINERY, OTHER AND PARTS THEREOF	32,395.48
JORDAN	Novo-Nordisk A/S	HORMONES, CONTRACEPTIVES, VITAMINS AND MINERALS	1,617,049.92
JORDAN	Nuqui Automotive Co. Ltd.	MOTOR VEHICLES AND PARTS AND ACCESSORIES THEREOF	53,672.32
JORDAN	OFFTEC - SYSTEMS	STATISTICS	69,394.07
JORDAN	Philadelphia Pharmaceuticals Co.	DRUGS DERMATOLOGICAL, OPHTHALMIC & GASTROINTESTINAL	125,378.40
JORDAN	Shayboob Company	CEREALS	63,584.04
JORDAN	Shayboob Company	SUGAR PLANTS	185,254.24
JORDAN	Shayboob Company	VEGETABLES	77,217.51
JORDAN	Smart Systems Co.	IT EQUIPMENT/MACHINERY, OTHER, AND PARTS THEREOF	45,625.71
JORDAN	Specialized Technical Services (STS)	PROCESSING UNITS FOR IT AND ACCESSORIES AND PARTS THEREOF	1,903,440.72
JORDAN	Specialized Technical Services (STS)	PROJECTORS AND RELATED EQUIPMENT	90,760.00
JORDAN	Specialized Technical Services (STS)	SOFTWARE, COMPUTER, INCLUDING MANUALS	165,679.21
JORDAN	TIMCO Jordan Industries	MOTOR VEHICLE BODIES (COACHWORK), TRAILERS AND SEMI-TRAILERS	262,711.86
JORDAN	Uifa Pharma Co.	ANAESTHETICS, ANALGESICS, ANTIALLERGICS, ANTIDOTES, ANTIEPILEPTICS	83,818.58
JORDAN	United Pharmaceutical Mfg. Co. Ltd.	ANAESTHETICS, ANALGESICS, ANTIALLERGICS, ANTIDOTES, ANTIEPILEPTICS	49,138.00
JORDAN	United Pharmaceutical Mfg. Co. Ltd.	DRUGS DERMATOLOGICAL, OPHTHALMIC & GASTROINTESTINAL	85,457.96
JORDAN	United Pharmaceutical Mfg. Co. Ltd.	DRUGS AFFECTING THE BLOOD AND CARDIOVASCULAR, BLOOD PRODUCTS	412,410.60
JORDAN	United Pharmaceutical Mfg. Co. Ltd.	HORMONES, CONTRACEPTIVES, VITAMINS AND MINERALS	131,068.30
JORDAN	United Pharmaceutical Mfg. Co. Ltd.	MUSCLE RELAXANTS, OPHTHALMOLOGICAL PREPARATIONS ETC.	75,248.00
JORDAN	Unity Medical Supplies Est. (UNIMED)	MEDICAL AND SURGICAL EQUIPMENT AND ORTHOPAEDIC APPLIANCES	45,947.00

Major Orders for Goods by Agency during 2010 (Orders of \$30,000 or more)

AGENCY			PO value
Location of supplier	Name of supplier	Description of goods (equipment)	USD
UNWRA Continued			
LEBANON	Abdul Razzak Itani & Sons Co-Arison	PUMPS, COMPRESSORS, HYDRAULIC AND PNEUMATIC POWER ENGINES	33,650.00
LEBANON	AMBAR Industrial & Trading Est.	OFFICE & ACCOUNTING MACHINERY & PARTS & ACCESSORIES THEREOF	46,445.00
LEBANON	Amine Aour Middle East Foods S.A.L.	OILS AND FATS, ANIMAL AND VEGETABLE	1,137,749.58
LEBANON	Bioteck	LABORATORY EQUIPMENT	45,934.03
LEBANON	Bitar International s.a.l.	OILS AND FATS, ANIMAL AND VEGETABLE	33,600.00
LEBANON	Educational Co. for Printing, Publishing and Distribution	BOOKS, BROCHURES AND LEAFLETS, MAPS AND MUSIC	56,206.20
LEBANON	Fairco International	BOOKS, BROCHURES AND LEAFLETS, MAPS AND MUSIC	125,580.13
LEBANON	Fairco International	EXPENDABLES AND ACCESSORIES FOR USE WITH EDP EQUIPMENT	34,446.94
LEBANON	Fairco International	MANUFACTURED ARTICLES, OTHER	64,443.35
LEBANON	FURNICOM S.A.R.L	METAL PRODUCTS, FABRICATED, OTHER	60,750.00
LEBANON	Future Golden Jamal	OILS AND FATS, ANIMAL AND VEGETABLE	96,063.60
Lebanon	Hanilor s.a.l.	DAIRY PRODUCTS, OTHER	380,269.25
Lebanon	Hassan Mustafa Farran	ANIMALS, LIVE	71,280.00
LEBANON	M. M Sinno & Sons	DAIRY PRODUCTS, OTHER	236,553.31
LEBANON	Mediterranean Oil Shipping&Tran. Co	CHEMICAL PRODUCTS, BASIC MISCELLANEOUS	128,394.46
LEBANON	Mediterranean Oil Shipping&Tran. Co	PETROLEUM OILS AND PETROLEUM PRODUCTS	978,844.51
Lebanon	Mega Tools	METAL PRODUCTS, FABRICATED, OTHER	37,880.00
LEBANON	OMNIPHARMA	ANTINEOPLASTIC, IMMUNOSUPPRESSIVE & ANTIPARKINSONISM DRUGS	36,855.92
LEBANON	Sainik Trading Company	OILS AND FATS, ANIMAL AND VEGETABLE	42,387.50
LEBANON	Sainik Trading Company	PLANTS, FLOWER, FRUIT AND VEGETABLE SEEDS	81,454.90
LEBANON	Sainik Trading Company	SUGAR	119,909.31
LEBANON	Sainik Trading Company	VEGETABLES	80,865.00
Lebanon	White Farm SARL	ANIMALS, LIVE	38,215.00
LEBANON	Zahrani Oil Installation	PETROLEUM OILS AND PETROLEUM PRODUCTS	136,522.64
NETHERLANDS	Hoogwegt Int. BV	DAIRY PRODUCTS, OTHER	10,332,563.44
NETHERLANDS	IMRES B.V.	CHEMICAL PRODUCTS	37,004.74
NETHERLANDS	IMRES B.V.	LABORATORY EQUIPMENT	92,412.54
NETHERLANDS	International Procurement Agency BV	MEAT AND MEAT PRODUCTS	382,148.46
NETHERLANDS	Limako Suiker BV	SUGAR PLANTS	1,387,180.00
NETHERLANDS	N.V. Organon	HORMONES, CONTRACEPTIVES, VITAMINS AND MINERALS	147,649.25
NETHERLANDS	Vreugdenhil Dairy Foods	DAIRY PRODUCTS, OTHER	1,091,052.00
Occupied Palestinian Territories	A/Fattah Hasan Safi & Sons Company	MOTOR VEHICLE BODIES (COACHWORK), TRAILERS AND SEMI-TRAILERS	108,300.00
Occupied Palestinian Territories	Abu Mari Co. for industry & general Trading	BAKERY PRODUCTS	856,565.00
Occupied Palestinian Territories	Abu Mari Co. for industry & general Trading	FRUIT AND NUTS, PREPARED OR PRESERVED	582,766.80
Occupied Palestinian Territories	Adam Printing	STAMPS, POSTCARDS, GREETING CARDS, PICTURES ETC.	41,483.45
Occupied Palestinian Territories	Adeeb El-Gherbawi Co. for General Trade	TEXTILE ARTICLES MADE UP	332,000.00
Occupied Palestinian Territories	Advanced Co. for Trade & Marketing	MUSCLE RELAXANTS, OPHTHALMOLOGICAL PREPARATIONS ETC.	39,815.00
Occupied Palestinian Territories	Ahmed Mohammed El-Lahtah Company	YARN AND THREAD YARN OF NATURAL FIBRES	34,815.84
Occupied Palestinian Territories	Al Salameh Tires Co. Ltd.	RUBBER TYRES AND TUBES	32,372.00
Occupied Palestinian Territories	Al-Awdah Factories Company	BAKERY PRODUCTS	275,165.45
Occupied Palestinian Territories	Al-Awdah Factories Company	FRUIT AND NUTS, PREPARED OR PRESERVED	50,387.91
Occupied Palestinian Territories	AL-Dajani National Company.	FURNITURE	38,432.60
Occupied Palestinian Territories	Al-Jalia' Pharmaceutical Co.	DRUGS AFFECTING THE BLOOD & CARDIOVASCULAR, BLOOD PRODUCTS	128,380.35
Occupied Palestinian Territories	Al-Jalia' Pharmaceutical Co.	HORMONES, CONTRACEPTIVES, VITAMINS AND MINERALS	40,476.60
Occupied Palestinian Territories	Al-Jazeera for Medical Supplies & Cosm.	DRUGS DERMATOLOGICAL, OPHTHALMIC & GASTROINTESTINAL	80,302.07
Occupied Palestinian Territories	Al-Juneidi Dairy & Food Products Co.	LEASING OR RENTAL SERVICES	912,680.00
Occupied Palestinian Territories	Al-Mashreq Trading Company Ltd.	LEASING OR RENTAL SERVICES	120,000.00
Occupied Palestinian Territories	Al-Mashreq Trading Company Ltd.	OFFICE AND ACCOUNTING MACHINERY AND PARTS AND ACCESSORIES THEREOF	156,595.60
Occupied Palestinian Territories	Al-Ostaz Co.Trading & Industry	FABRICS, WOVEN OF COTTON	32,937.00
Occupied Palestinian Territories	Al-Raid for Medical Equipment Co.	ELECTRICAL EQUIPMENT, OTHER AND PARTS THEREOF	131,264.00
Occupied Palestinian Territories	Al-Raid for Medical Equipment Co.	FURNITURE	40,120.00
Occupied Palestinian Territories	Al-Raid for Medical Equipment Co.	LABORATORY EQUIPMENT	61,285.00
Occupied Palestinian Territories	Al-Raid for Medical Equipment Co.	MEDICAL AND SURGICAL EQUIPMENT AND ORTHOPAEDIC APPLIANCES	121,584.00
Occupied Palestinian Territories	Al-Salameh Tires Co. Ltd.	RUBBER TYRES AND TUBES	30,365.28
Occupied Palestinian Territories	Al-Saqqa Electrical Equipments Co.	GENERAL PURPOSE MACHINERY, OTHER AND PARTS THEREOF	90,133.54
Occupied Palestinian Territories	Al-Ula for Office, School & House	FURNITURE	44,655.38
Occupied Palestinian Territories	Arab Company for Wood	WOOD FOR JOINERY AND CARPENTRY	38,034.89
Occupied Palestinian Territories	Arab Medical Instruments & Equip (AMIE)	MEDICAL AND SURGICAL EQUIPMENT AND ORTHOPAEDIC APPLIANCES	70,837.84
Occupied Palestinian Territories	Arabian Co. for Meat Imports	MEAT AND MEAT PRODUCTS	352,996.06
Occupied Palestinian Territories	Bader Jubeh & Sons Gen. Trading Co.	FURNITURE	52,094.34
Occupied Palestinian Territories	Bader Jubeh & Sons Gen. Trading Co.	MACHINE TOOLS	30,875.81
Occupied Palestinian Territories	Bader Jubeh & Sons Gen. Trading Co.	METAL PRODUCTS, FABRICATED, OTHER	39,349.09
Occupied Palestinian Territories	Bahloul & Salah Co. for Petrol	PETROLEUM OILS AND PETROLEUM PRODUCTS	733,124.10
Occupied Palestinian Territories	Birzet Pharmaceuticals Co.	ANAESTHETICS, ANALGESICS, ANTIALLERGICS, ANTIDOTES, ANTIEPILEPTICS	96,695.14
Occupied Palestinian Territories	Birzet Pharmaceuticals Co.	ANTHELMINTICS, ANTIFLARIALS, ANTISCHIS TOSOMALS ETC.	142,167.95
Occupied Palestinian Territories	Birzet Pharmaceuticals Co.	CHEMICALS, ORGANIC, BASIC	36,999.04
Occupied Palestinian Territories	Birzet Pharmaceuticals Co.	DRUGS DERMATOLOGICAL, OPHTHALMIC & GASTROINTESTINAL	118,032.76
Occupied Palestinian Territories	Birzet Pharmaceuticals Co.	DRUGS AFFECTING THE BLOOD AND CARDIOVASCULAR, BLOOD PRODUCTS	278,952.29
Occupied Palestinian Territories	Birzet Pharmaceuticals Co.	MUSCLE RELAXANTS, OPHTHALMOLOGICAL PREPARATIONS ETC.	33,982.56
Occupied Palestinian Territories	Brothers Printing Press	BOOKS, BROCHURES AND LEAFLETS, MAPS AND MUSIC	122,505.70
Occupied Palestinian Territories	Chempal Co. for General Trading	MEDICAL AND SURGICAL EQUIPMENT AND ORTHOPAEDIC APPLIANCES	53,713.38
Occupied Palestinian Territories	Dajani Company	FURNITURE	55,498.07
Occupied Palestinian Territories	Dar El-Arqam Bookshop	IT EQUIPMENT/MACHINERY, OTHER, AND PARTS THEREOF	112,833.00
Occupied Palestinian Territories	Dar El-Manara Bookshop	IT EQUIPMENT/MACHINERY, OTHER, AND PARTS THEREOF	101,560.51
Occupied Palestinian Territories	Dar El-Manara Bookshop	MACHINERY, SPECIAL PURPOSE, OTHER AND PARTS THEREOF	70,763.30
Occupied Palestinian Territories	Dar El-Manara Bookshop	MANUFACTURED ARTICLES, OTHER	32,948.40
Occupied Palestinian Territories	Dar El-Manara Bookshop	RURAL DEVELOPMENT	40,636.92
Occupied Palestinian Territories	Eibal Dent (Tool & Lab)	PREFABRICATED BUILDINGS	48,000.00
Occupied Palestinian Territories	El-Eman Mills Company	GRAIN MILL PRODUCTS	11,822,270.76
Occupied Palestinian Territories	El-Essi Co. for Gen. Trad. & Cons.	FURNITURE	69,272.40
Occupied Palestinian Territories	El-Mokhtar Bakery	MEAT AND MEAT PRODUCTS	120,888.75
Occupied Palestinian Territories	El-Mona Shop C/O Samir Saqr	CLOTHING	44,018.19
Occupied Palestinian Territories	EL-QUBTI ELECTRONIC	OFFICE & ACCOUNTING MACHINERY & PARTS& ACCESSORIES THEREOF	179,712.03
Occupied Palestinian Territories	El-Salam Mills Co.	GRAIN MILL PRODUCTS	13,151,601.72
Occupied Palestinian Territories	Eng. Mostafa Mourtaga & Sons Co.	ELECTRIC MOTORS, GENERATORS AND TRANSFORMERS, & PARTS THEREOF	349,945.10
Occupied Palestinian Territories	Esmael Alawia & Sons. Co.	GENERAL PURPOSE MACHINERY, OTHER AND PARTS THEREOF	97,520.00
Occupied Palestinian Territories	Gaza Central Drug Store	ANAESTHETICS, ANALGESICS, ANTIALLERGICS, ANTIDOTES, ANTIEPILEPTICS	56,094.67
Occupied Palestinian Territories	Gaza Central Drug Store	MUSCLE RELAXANTS, OPHTHALMOLOGICAL PREPARATIONS ETC.	39,526.60
Occupied Palestinian Territories	Gaza Dent Co. General Trading	ANAESTHETICS, ANALGESICS, ANTIALLERGICS, ANTIDOTES, ANTIEPILEPTICS	33,291.00
Occupied Palestinian Territories	Haim Levi Ltd.	MOTOR VEHICLES AND PARTS AND ACCESSORIES THEREOF	170,944.84
Occupied Palestinian Territories	Hamdi Abdullah Mahmoud Zaqout	FRUIT AND NUTS	1,294,257.34
Occupied Palestinian Territories	Hard Rock Co. Gen.Trad. Const.	MANUFACTURED ARTICLES, OTHER	72,982.54
Occupied Palestinian Territories	Hard Rock Co. Gen.Trad. Const.	PAINTS AND VARNISHES AND RELATED PRODUCTS, INK ETC.	47,020.91
Occupied Palestinian Territories	Hard Rock Co. Gen.Trad. Const.	PULP, PAPER AND PAPERBOARD	57,943.44
Occupied Palestinian Territories	Hassouneh for Building Materials	METAL PRODUCTS, FABRICATED, OTHER	114,112.67
Occupied Palestinian Territories	Hassouneh for Building Materials	BUILDING MATERIALS	35,608.07
Occupied Palestinian Territories	Hassouneh for Building Materials	TEXTILE ARTICLES MADE UP	55,605.00
Occupied Palestinian Territories	Hirbawi Investment & Int. Trade Co.	PULP, PAPER AND PAPERBOARD	241,284.25
Occupied Palestinian Territories	Ibn Sina Drugs Stores	HORMONES, CONTRACEPTIVES, VITAMINS AND MINERALS	228,094.80
Occupied Palestinian Territories	Inter Trade .	SECURITY AND SAFETY EQUIPMENT	49,370.00
Occupied Palestinian Territories	Intermed Co.	LABORATORY EQUIPMENT	37,099.30
Occupied Palestinian Territories	Intermed Co.	MEDICAL AND SURGICAL EQUIPMENT AND ORTHOPAEDIC APPLIANCES	321,978.54
Occupied Palestinian Territories	Intermed Co.	PHOTOGRAPHIC EQUIPMENT, OPTICAL, MEASURING & TESTING EQUIPMENT	37,176.10
Occupied Palestinian Territories	Jamal Sons Telecom Computer System	INPUT/OUTPUT UNITS FOR EDP, ACCESSORIES AND PARTS THEREOF	111,253.50
Occupied Palestinian Territories	Jamal Sons Telecom Computer System	PROCESSING UNITS FOR IT AND ACCESSORIES AND PARTS THEREOF	39,124.00
Occupied Palestinian Territories	Jerusalem Pharmaceuticals Co. Ltd.	ANAESTHETICS, ANALGESICS, ANTIALLERGICS, ANTIDOTES, ANTIEPILEPTICS	32,043.20
Occupied Palestinian Territories	Khadir Ibr. Khudair & Sons Co.	FURNITURE	269,044.78
Occupied Palestinian Territories	Leader for General Trading Co.	BAKERY PRODUCTS	734,580.00
Occupied Palestinian Territories	Lemix Co. Ltd.	MEDICAL AND SURGICAL EQUIPMENT AND ORTHOPAEDIC APPLIANCES	66,850.00
Occupied Palestinian Territories	Ma'ayeh Manufacturing Co.	FURNITURE	227,625.02
Occupied Palestinian Territories	Magic Tech	EXPENDABLES AND ACCESSORIES FOR USE WITH EDP EQUIPMENT	89,454.00
Occupied Palestinian Territories	Mahmoud Hassan Radwan	FRUIT AND NUTS	1,046,220.00
Occupied Palestinian Territories	Mansour Bookshop & Press	BOOKS, BROCHURES AND LEAFLETS, MAPS AND MUSIC	693,139.00
Occupied Palestinian Territories	Mansour Bookshop & Press	IT EQUIPMENT/MACHINERY, OTHER, AND PARTS THEREOF	272,384.30
Occupied Palestinian Territories	Mansour Bookshop & Press	MACHINERY, SPECIAL PURPOSE, OTHER AND PARTS THEREOF	223,747.95
Occupied Palestinian Territories	Medical Supplies & Services Co. Ltd.	DRUGS AFFECTING THE BLOOD & CARDIOVASCULAR, BLOOD PRODUCTS	35,681.06
Occupied Palestinian Territories	Middle East Pharma. & Cosmetics	DRUGS DERMATOLOGICAL, OPHTHALMIC & GASTROINTESTINAL	91,101.00
Occupied Palestinian Territories	Ministry of Education (Gaza)	BOOKS, BROCHURES AND LEAFLETS, MAPS AND MUSIC	251,045.00
Occupied Palestinian Territories	Ministry of Education (Ramallah)	BOOKS, BROCHURES AND LEAFLETS, MAPS AND MUSIC	60,974.00
Occupied Palestinian Territories	MIRKAZ AL-RAM	DRUGS AFFECTING THE BLOOD & CARDIOVASCULAR, BLOOD PRODUCTS	39,757.25
Occupied Palestinian Territories	Modern Industrial Group	FURNITURE	43,189.50

Major Orders for Goods by Agency during 2010 (Orders of \$30,000 or more)

AGENCY			PO value
Location of supplier	Name of supplier	Description of goods (equipment)	USD
UNWRA Continued			
Occupied Palestinian Territories	Mohammad Sa'Id Hasan Shehada	DAIRY PRODUCTS, OTHER	38,080.31
Occupied Palestinian Territories	Muian Hamdouna for General Trading	BAKERY PRODUCTS	1,596,719.27
Occupied Palestinian Territories	Muian Hamdouna for General Trading	DAIRY PRODUCTS, OTHER	391,785.72
Occupied Palestinian Territories	Muian Hamdouna for General Trading	FURNITURE	35,133.00
Occupied Palestinian Territories	Muian Hamdouna for General Trading	MANUFACTURED ARTICLES, OTHER	64,306.18
Occupied Palestinian Territories	Muian Hamdouna for General Trading	PLASTIC PRODUCTS	56,576.86
Occupied Palestinian Territories	Mussa HemaId Sons Co. Ltd.	FOOD PRODUCTS	284,442.24
Occupied Palestinian Territories	Mussa HemaId Sons Co. Ltd.	MEAT AND MEAT PRODUCTS	2,802,275.35
Occupied Palestinian Territories	Mussa HemaId Sons Co. Ltd.	PASTA	219,033.42
Occupied Palestinian Territories	Nabeel A. Mourtaga	PULP, PAPER AND PAPERBOARD	50,396.85
Occupied Palestinian Territories	Nabeel Husain Hamad Company	FRUIT AND NUTS, PREPARED OR PRESERVED	342,561.29
Occupied Palestinian Territories	Nabeel Husain Hamad Company	JUICES, FRUIT AND VEGETABLE	750,542.09
Occupied Palestinian Territories	Nabeel Husain Hamad Company	MEAT AND MEAT PRODUCTS	125,582.40
Occupied Palestinian Territories	Nabeel Husain Hamad Company	TANKS, RESERVOIRS AND CONTAINERS OF IRON, STEEL OR ALUMINIUM	1,599,653.72
Occupied Palestinian Territories	Nabeel Mohd Yousef Abu Daya	MEAT AND MEAT PRODUCTS	53,759.35
Occupied Palestinian Territories	NABLUS MEDICAL APPLIANCES CO.LTD	MEDICAL AND SURGICAL EQUIPMENT AND ORTHOPAEDIC APPLIANCES	110,060.23
Occupied Palestinian Territories	Naim Brothers Company and Bookshop	MANUFACTURED ARTICLES, OTHER	33,267.90
Occupied Palestinian Territories	Naim Brothers Company and Bookshop	PAINTS AND VARNISHES AND RELATED PRODUCTS, INK ETC.	57,771.85
Occupied Palestinian Territories	Naim Brothers Company and Bookshop	PULP, PAPER AND PAPERBOARD	39,900.28
Occupied Palestinian Territories	Naim Brothers Company and Bookshop	RURAL DEVELOPMENT	37,620.00
Occupied Palestinian Territories	Naim Brothers Company and Bookshop	YARN AND THREAD, TEXTILE, OF MAN-MADE FILAMENTS OR STAPLE FIBRES	38,459.88
Occupied Palestinian Territories	National Co. for Textile Industries	CLOTHING	483,769.58
Occupied Palestinian Territories	Network Medical systems Company	MEDICAL AND SURGICAL EQUIPMENT AND ORTHOPAEDIC APPLIANCES	130,448.25
Occupied Palestinian Territories	Network Medical systems Company	MEDICAL AND SURGICAL EQUIPMENT, OTHER	32,437.50
Occupied Palestinian Territories	Palestinian Flour Mills Co.	GRAIN MILL PRODUCTS	2,667,772.51
Occupied Palestinian Territories	Palestinian Tractor & Equipment Co.	ELECTRIC MOTORS, GENERATORS & TRANSFORMERS, & PARTS THEREOF	124,146.72
Occupied Palestinian Territories	Petroleum Distributing Agency.	PETROLEUM OILS AND PETROLEUM PRODUCTS	35,376.03
Occupied Palestinian Territories	Qaraman Office Automation Co. Ltd.,	OFFICE & ACCOUNTING MACHINERY & PARTS & ACCESSORIES THEREOF	280,692.08
Occupied Palestinian Territories	Qwaider for General Trading Co.	IRON AND STEEL PRODUCTS, ROLLED, DRAWN AND FOLDED	34,777.53
Occupied Palestinian Territories	Qwaider for General Trading Co.	MACHINE TOOLS	33,706.64
Occupied Palestinian Territories	Qwaider for General Trading Co.	METAL PRODUCTS, FABRICATED, OTHER	58,132.02
Occupied Palestinian Territories	Road Runner Fast Food Co. Ltd	MEAT AND MEAT PRODUCTS	61,292.02
Occupied Palestinian Territories	Royal Stores for Office Furniture	FURNITURE	431,880.00
Occupied Palestinian Territories	Sa'di Saleh	PULP, PAPER AND PAPERBOARD	41,346.22
Occupied Palestinian Territories	Sakher Factory for Food Stuff	CEREALS	653,020.05
Occupied Palestinian Territories	Sakher Factory for Food Stuff	SUGAR PLANTS	416,026.16
Occupied Palestinian Territories	Scientific Supplies Centre	PULP, PAPER AND PAPERBOARD	36,322.52
Occupied Palestinian Territories	Specialized Technical Services (STS)	PROCESSING UNITS FOR IT AND ACCESSORIES & PARTS THEREOF	146,400.00
Occupied Palestinian Territories	Sport King	AIRCRAFT AND SPACECRAFT, AND PARTS THEREOF	31,665.48
Occupied Palestinian Territories	Sport King	CLOTHING	44,863.57
Occupied Palestinian Territories	Sport King	FURNITURE	34,240.83
Occupied Palestinian Territories	Sport King	GAMES AND TOYS	53,486.10
Occupied Palestinian Territories	Sport King	MEDICAL & SURGICAL EQUIPMENT & ORTHOPAEDIC APPLIANCES	31,759.20
Occupied Palestinian Territories	Sport King	PREFABRICATED BUILDINGS	37,500.00
Occupied Palestinian Territories	Sport King	SPORTS GOODS	117,499.79
Occupied Palestinian Territories	Sport King	TEXTILE ARTICLES MADE UP	104,188.07
Occupied Palestinian Territories	Sports World	SPORTS GOODS	111,010.37
Occupied Palestinian Territories	Technical Workshop for Office & G.T	FURNITURE	178,608.16
Occupied Palestinian Territories	Up to Date Plastics Co. (ELASRYA)	PLASTICS IN PRIMARY FORMS	41,621.11
Occupied Palestinian Territories	Up to Date Plastics Co. (ELASRYA)	TEXTILE ARTICLES MADE UP	98,690.75
Occupied Palestinian Territories	Wafa Air Conditioning	GENERAL PURPOSE MACHINERY, OTHER & PARTS THEREOF	39,277.05
Occupied Palestinian Territories	Yousef Khalil Zumlot & Partner Co. for General Trade	DAIRY PRODUCTS, OTHER	641,644.83
Occupied Palestinian Territories	Yousef Khalil Zumlot & Partner Co. for General Trade	FRUIT AND NUTS, PREPARED OR PRESERVED	777,319.20
Occupied Palestinian Territories	Zakout for Metal Works	FURNITURE	137,699.60
Occupied Palestinian Territories	Zalmout Distribution Co. Ltd.	CEREALS	240,147.00
Occupied Palestinian Territories	Zant Co. for Medical Supplies & Lab	MEDICAL & SURGICAL EQUIPMENT & ORTHOPAEDIC APPLIANCES	48,687.47
Occupied Palestinian Territories	Zehour El-Rabea' Co.	PASTA	388,660.00
Occupied Palestinian Territories	Ziyad Murtaja & Brothers Co.	FURNITURE	58,602.73
Occupied Palestinian Territories	Ziyad Murtaja & Brothers Co.	TELECOMMUNICATION EQUIPMENT	33,413.55
PORTUGAL	Atral Co.	ANTHELMINTICS, ANTIFILARIALS, ANTIBACTERIALS ETC.	807,753.82
SPAIN	BioSystems SA	CHEMICAL PRODUCTS	65,986.95
SYRIA	Al-Saady Trading Co. Ltd.	MOTOR VEHICLES AND PARTS & ACCESSORIES THEREOF	49,500.00
SYRIA	ARAFEH GROUP	DRUGS AFFECTING THE BLOOD & CARDIOVASCULAR, BLOOD PRODUCTS	50,560.00
SYRIA	Barakat Pharmaceutical Industries	ANAESTHETICS, ANALGESICS, ANTIALLERGICS, ANTIDOTES, ANTIEPILEPTICS	41,470.00
SYRIA	Barakat Pharmaceutical Industries	ANTHELMINTICS, ANTIFILARIALS, ANTIBACTERIALS ETC.	67,380.00
SYRIA	Barakat Pharmaceutical Industries	CHEMICALS, ORGANIC, BASIC	49,140.00
SYRIA	Est. Al Jabi for Sporting	SPORTS GOODS	39,270.86
SYRIA	Fayes Nimer Nassar	FURNITURE	46,128.97
SYRIA	General Est. for Printed & Txt (GOV)	BOOKS, BROCHURES AND LEAFLETS, MAPS AND MUSIC	846,193.71
SYRIA	Ibrahim Ahmad Ellou	GENERAL PURPOSE MACHINERY, OTHER AND PARTS THEREOF	49,860.32
SYRIA	International Gateway Technology	INPUT/OUTPUT UNITS FOR EDP, ACCESSORIES AND PARTS THEREOF	35,691.94
SYRIA	Kaspar Chabani Pharma for Pharmaceutical Indsutries	MUSCLE RELAXANTS, OPHTHALMOLOGICAL PREPARATIONS ETC.	37,840.00
SYRIA	Kuzbari Co.	PULP, PAPER AND PAPERBOARD	51,118.29
SYRIA	mahrakat (Petroleum) / Syrian Government	PETROLEUM OILS AND PETROLEUM PRODUCTS	198,404.96
SYRIA	Medical Bahri Co.	HORMONES, CONTRACEPTIVES, VITAMINS AND MINERALS	35,970.00
SYRIA	Mohamad Gyath Mohamad SaefAldin AlBarsha	FURNITURE	44,442.75
SYRIA	Mohammed Hisham Ziad Al Sebbaei	MANUFACTURED ARTICLES, OTHER	394,570.28
SYRIA	Mohd Bashar Al-Majzoub	SUGAR PLANTS	48,605.67
SYRIA	Mohd Samir M. Salim Bani Marji	FURNITURE	117,980.26
SYRIA	Roy & Idwar Homs	ELECTRIC MOTORS, GENERATORS & TRANSFORMERS & PARTS THEREOF	32,750.00
SYRIA	Sabri Mohamad Yousef	GENERAL PURPOSE MACHINERY, OTHER & PARTS THEREOF	40,751.44
SYRIA	Saleem Ibrahim Othman	CHEMICAL PRODUCTS	31,209.50
SYRIA	Syrian Car and Truck Trading & Services Co.	MOTOR VEHICLES AND PARTS AND ACCESSORIES THEREOF	45,500.00
SYRIA	Talas Trdg Co.	OILS AND FATS, ANIMAL AND VEGETABLE	47,491.77
SYRIA	Talas Trdg Co.	VEGETABLES	31,007.88
SYRIA	Wa'el Taher Auodeh	PETROLEUM OILS AND PETROLEUM PRODUCTS	173,040.67
TURKEY	Arbel Pulse Grain Industry	GRAIN MILL PRODUCTS	297,820.20
TURKEY	Arbel Pulse Grain Industry	SUGAR PLANTS	483,212.50
TURKEY	Arbel Pulse Grain Industry	VEGETABLES	885,262.50
TURKEY	Armada Gida Tic. San. Ltd. Sti.	CEREALS	1,257,035.00
TURKEY	Armada Gida Tic. San. Ltd. Sti.	VEGETABLES	869,177.50
TURKEY	Bashan Tarimsal Urunleri Pazarlama	VEGETABLES	268,255.50
TURKEY	Bayamtas Ithalat-Ihracat A.S	CEREALS	573,620.00
TURKEY	Kucukbay Yag ve Deterian Sanayii	OILS AND FATS, ANIMAL AND VEGETABLE	4,841,079.60
TURKEY	Memisoglu Tarim Tic.	CEREALS	1,014,862.35
TURKEY	Memisoglu Tarim Tic.	VEGETABLES	77,142.00
TURKEY	Mersin Seker Dogal Mineralli	CEREALS	206,400.00
TURKEY	Mersin Un Sanayi Ve Ticaret Ltd.Sti	GRAIN MILL PRODUCTS	2,212,858.14
TURKEY	Ulusoy Un Sanayi Ve Ticaret A.S.	GRAIN MILL PRODUCTS	614,471.99
United Arab Emirates	GLAXO SMITHKLINE	DRUGS AFFECTING BLOOD & CARDIOVASCULAR, BLOOD PRODUCTS	68,885.37
United Arab Emirates	Gulf Pharmaceutical Industries	ANAESTHETICS, ANALGESICS, ANTIALLERGICS, ANTIDOTES, ANTIEPILEPTICS	1,655,698.05
United Arab Emirates	Gulf Pharmaceutical Industries	ANTHELMINTICS, ANTIFILARIALS, ANTIBACTERIALS ETC.	1,586,772.18
United Arab Emirates	Gulf Pharmaceutical Industries	ANTIPROTOZOAL DRUGS AND INSECT REPELLENTS	112,728.80
United Arab Emirates	Gulf Pharmaceutical Industries	CHEMICAL PRODUCTS	72,025.00
United Arab Emirates	Gulf Pharmaceutical Industries	DRUGS DERMATOLOGICAL, OPHTHALMIL & GASTROINTESTINAL	232,014.70
United Arab Emirates	Gulf Pharmaceutical Industries	DRUGS AFFECTING BLOOD & CARDIOVASCULAR, BLOOD PRODUCTS	329,007.48
United Arab Emirates	Gulf Pharmaceutical Industries	HORMONES, CONTRACEPTIVES, VITAMINS AND MINERALS	599,359.85
United Arab Emirates	Gulf Pharmaceutical Industries	MUSCLE RELAXANTS, OPHTHALMOLOGICAL PREPARATIONS ETC.	69,736.15
United Arab Emirates	National United Trading Co.	MOTOR VEHICLES AND PARTS AND ACCESSORIES THEREOF	270,000.00
United Kingdom	Durbin Plc.	MUSCLE RELAXANTS, OPHTHALMOLOGICAL PREPARATIONS ETC.	293,693.97
United Kingdom	HTSPE Ltd	HORMONES, CONTRACEPTIVES, VITAMINS AND MINERALS	70,342.78
United Kingdom	Johnson & Johnson Professional Expt	MEDICAL AND SURGICAL EQUIPMENT, OTHER	30,217.82
United States of America	Nubenco Enterprises, Inc	MEDICAL AND SURGICAL EQUIPMENT AND ORTHOPAEDIC APPLIANCES	93,612.84
UPU			
Danemark	DAN OFFICE	IT EQUIPMENT	42,800.00
Haiti	G.D.G. BETON	CONCRETING	68,400.00
Indonesia	MITRA BUANA KOMPUTINDO	IT EQUIPMENT	85,354.00
Pakistan	Hinopak Motors Limited	VEHICLES	80,848.38
United States of America	SHELTER STRUCTURE	SHELTER AND ANCHORAGE	84,874.00

Major Orders for Goods by Agency during 2010 (Orders of \$30,000 or more)

AGENCY			PO value
Location of supplier	Name of supplier	Description of goods (equipment)	USD
WFP			
Afghanistan	VARIOUS	FOOD	6,452,002.87
Algeria	VARIOUS	FOOD	3,855,233.39
Argentina	VARIOUS	FOOD	3,572,631.08
Armenia	VARIOUS	FOOD	139,629.41
Australia	VARIOUS	FOOD	1,331,458.13
Bangladesh	VARIOUS	FOOD	7,839,071.29
Belgium	VARIOUS	FOOD	51,272,399.16
Benin	VARIOUS	FOOD	11,224,165.70
Bolivia	VARIOUS	FOOD	5,814,550.79
Brazil	VARIOUS	FOOD	1,627,067.31
Burkina Faso	VARIOUS	FOOD	8,690,652.47
Cambodia	VARIOUS	FOOD	5,338,569.79
Cameroon	VARIOUS	FOOD	3,802,561.14
Canada	VARIOUS	FOOD	22,077,464.50
Central African Republic	VARIOUS	FOOD	820,395.07
China	VARIOUS	FOOD	10,890,554.06
Colombia	VARIOUS	FOOD	3,809,456.40
Congo, Dem. Rep.	VARIOUS	FOOD	7,240,447.59
Congo, Rep. Of The	VARIOUS	FOOD	27,894.11
Cote D'Ivoire	VARIOUS	FOOD	372,136.23
Cuba	VARIOUS	FOOD	422,734.53
Denmark	VARIOUS	FOOD	1,833,859.46
Dominican Republic	VARIOUS	FOOD	2,035,037.87
Ecuador	VARIOUS	FOOD	1,132,808.71
Egypt	VARIOUS	FOOD	4,518,742.54
El Salvador	VARIOUS	FOOD	4,750,169.14
Estonia	VARIOUS	FOOD	3,132,563.60
Ethiopia	VARIOUS	FOOD	88,415,760.73
France	VARIOUS	FOOD	54,869,895.69
Gambia	VARIOUS	FOOD	14,732.64
Georgia	VARIOUS	FOOD	16,500.00
Germany	VARIOUS	FOOD	63,848.00
Ghana	VARIOUS	FOOD	5,065,933.66
Guatemala	VARIOUS	FOOD	10,224,495.01
Haiti	VARIOUS	FOOD	1,677,636.13
Honduras	VARIOUS	FOOD	13,911,622.89
India	VARIOUS	FOOD	29,488,379.41
Indonesia	VARIOUS	FOOD	60,234,906.40
Iran (Islamic Republic Of)	VARIOUS	FOOD	1,181,874.60
Iraq	VARIOUS	FOOD	500,000.00
Ireland	VARIOUS	FOOD	6,021,800.00
Italy	VARIOUS	FOOD	34,385,805.06
Japan	VARIOUS	FOOD	2,328,237.05
Kazakhstan	VARIOUS	FOOD	14,210,519.05
Kenya	VARIOUS	FOOD	20,141,627.65
Kyrgyzstan	VARIOUS	FOOD	3,770,260.53
Lao P.D.R.	VARIOUS	FOOD	3,021,424.72
Latvia	VARIOUS	FOOD	781,902.00
Lesotho	VARIOUS	FOOD	2,535,263.00
Liberia	VARIOUS	FOOD	504,000.00
Madagascar	VARIOUS	FOOD	1,324,559.77
Malawi	VARIOUS	FOOD	15,911,702.65
Malaysia	VARIOUS	FOOD	23,454,335.18
Mali	VARIOUS	FOOD	6,690,216.28
Mexico	VARIOUS	FOOD	5,066,229.00
Morocco	VARIOUS	FOOD	1,822,068.33
Mozambique	VARIOUS	FOOD	7,591,433.53
Myanmar	VARIOUS	FOOD	12,230,132.19
Namibia	VARIOUS	FOOD	671,567.50
Nepal	VARIOUS	FOOD	5,408,871.54
Netherlands	VARIOUS	FOOD	6,709,354.00
New Zealand	VARIOUS	FOOD	323,400.00
Nicaragua	VARIOUS	FOOD	4,256,605.45
Niger	VARIOUS	FOOD	3,829,510.89
Nigeria	VARIOUS	FOOD	6,020,000.00
Oman	VARIOUS	FOOD	224,388.80
Pakistan	VARIOUS	FOOD	214,355,553.75
Philippines	VARIOUS	FOOD	5,252,207.23
Russian Federation	VARIOUS	FOOD	56,378,289.53
Rwanda	VARIOUS	FOOD	4,358,985.01
Saudi Arabia	VARIOUS	FOOD	528,625.51
Senegal	VARIOUS	FOOD	442,135.61
Sierra Leone	VARIOUS	FOOD	436,606.04
Singapore	VARIOUS	FOOD	1,787,769.69
South Africa	VARIOUS	FOOD	65,738,482.52
Spain	VARIOUS	FOOD	1,061,705.26
Sri Lanka	VARIOUS	FOOD	5,617,067.65
Sudan	VARIOUS	FOOD	1,689,492.46
Syrian Arab Republic	VARIOUS	FOOD	771,883.09
Tajikistan	VARIOUS	FOOD	46,182.00
Tanzania	VARIOUS	FOOD	11,586,992.51
Thailand	VARIOUS	FOOD	6,737,777.52
Timor-Leste	VARIOUS	FOOD	1,704,105.00
Togo	VARIOUS	FOOD	1,869,794.13
Turkey	VARIOUS	FOOD	40,492,312.13
Uganda	VARIOUS	FOOD	33,445,419.02
Ukraine	VARIOUS	FOOD	63,644,409.65
United Arab Emirates	VARIOUS	FOOD	-
United Kingdom	VARIOUS	FOOD	578,160.00
United States Of America	VARIOUS	FOOD	17,633,606.36
Uruguay	VARIOUS	FOOD	842,040.00
Viet Nam	VARIOUS	FOOD	20,807,640.50
Yemen	VARIOUS	FOOD	12,433,255.65
Zambia	VARIOUS	FOOD	6,262,648.60
Zimbabwe	VARIOUS	FOOD	1,927,795.40
WMO			
Denmark	Planson Europe	Apple iMac and Appicare protection plan.	40,940.00
France	Modem	Groundstation and radiosondes.	60,830.00
France	Modem	Radiosondes.	55,070.00
France	Saqim	Hydrogen generator.	86,750.00
Germany	Adolf Thies GmbH & CO KG	Automatic weather stations for Bangladesh.	63,590.00
Germany	Adolf Thies GmbH & CO KG	Automatic weather stations for Haiti	209,590.00
Germany	Adolf Thies GmbH & CO KG	Automatic weather stations for Seychelles.	71,990.00
Germany	Adolf Thies GmbH & CO KG	Automatic weather stations for Yemen.	51,150.00
Germany	Adolf Thies GmbH & CO KG	Meteorological instruments for Angola.	74,340.00
Germany	Adolf Thies GmbH & CO KG	Meteorological instruments for Togo.	37,190.00
Germany	Adolf Thies GmbH & CO KG	Meteorological instruments for Uruguay.	42,440.00
Germany	Theodor Friedrichs & Co.	Equipment for the regional instrument calibration Centre in Kenya	271,060.00
Switzerland	Dell Computer SA	Computer equipment and software for backup fo Kenya.	34,580.00
Switzerland	Dell Computer SA	Computer equipment.	59,400.00
Switzerland	Dell Computer SA	Computer equipment.	30,720.00
Switzerland	DMSA Document Material SA	Splicer and bookbinder.	57,110.00
Switzerland	ID Intergrated Data SA	Novell (eDirectory, Groupwise, ZenWorks, Identify Manager, and Teaming) licenses	48,890.00
Switzerland	Navixia	Internet traffic shaping appliance.	38,230.00
United States of America	EN-SCI	Z ECC ozonesondes with batteries.	34,920.00
Zambia	Mano Products Ltd.	Electricity generator.	31,000.00



Major services and works contracts by UN agencies (\$30,000 or more)

Major Contracts for Services Placed by Agency During 2010 (Contracts of \$30,000 or more)

Agency	Location of contractor	Name of contractor	Description of services	Contract value USD
ECLAC				
	Argentina	ACIFI S.A.	Rental of Office Premises - Buenos Aires	118,800.00
	Brazil	CIDADE GRAFICA E EDITORA LTDA	Printing services for 26 publications - Brasilia	33,255.81
	Brazil	TDA DESENHO E ARTE LTDA	Graphic arts design and layout services	50,221.43
	Brazil	TDA DESENHO E ARTE LTDA	Graphic arts design and layout services	31,375.57
	Chile	CAD INGENIERIA S.A.	Desing for air conditioning (HVAC) system installation	36,568.07
	Chile	DATA CONVERSION SERVICE AGENCIA CHI	Digitization of historical archive for library	60,000.00
	Chile	DIMACOPI S.A.	Photocopying Services	108,902.69
	Chile	DIMACOPI S.A.	Printing on Demand / Digital Duplication	144,576.64
	Chile	DIMACOPI S.A.	Printing on Demand / Digital Duplication 2010	57,553.00
	Chile	EMPRESA DE SERVICIOS ENERGETICOS SA	Air conditioning maintenance services	79,722.00
	Chile	EQUANT CHILE S.A.	Internet connection - Santiago	35,100.00
	Chile	FINNING CHILE S.A.	Caterpillar equipment (diesel generators) maintenance	38,000.00
	Chile	GONZALEZ ACKERKNECHT LIMITADA	Cleaning Services 2010	55,149.58
	Chile	GRAFICA ANDES LTDA.	Printing of document "Balance Preliminar"	32,149.67
	Chile	GRAFICA ANDES LTDA.	Printing of document "La Hora de la Igualdad"	37,614.50
	Chile	INGENIERIA INTEGRAL FRAY JORGE S.A.	Gardening services	101,270.00
	Chile	INMOBILIARIA ALFABETA ARTES GRAFICA	Printing and book binding	56,925.75
	Chile	INVERSIONES SANTA ESTER LIMITADA	Renovation of CLADES building	185,476.08
	Chile	PROYECTOS Y PRODUCTOS PROF. LTDA.	Audio-visual project (Provision and Installation)	466,299.81
	Chile	SERV. ASEO Y JAR. MACLEAN LTDA.	Cleaning Services	332,713.37
	Chile	SERVICIOS INTEGRALES LTDA.	Internal messenger	51,539.09
	Chile	SOCIEDAD LAGO ATRAVESADO S.A.	Renovation of CLADES II building	197,735.49
	Chile	SOCIEDAD LAGO ATRAVESADO S.A.	Restoration of Meeting Rooms	34,849.04
	Chile	SOCIEDAD LAGO ATRAVESADO S.A.	Structural Repair and Restrooms for Office Space	192,438.91
	Chile	SONDA S.A.	IT Helpdesk Service	262,943.19
	Chile	TECNO FAST ATCO S.A.	Rentina of containers for office space	213,891.94
	Mexico	INMOBILIARIA DATA S.C.	Rental of Office Premises - Mexico	934,362.87
	Spain	PARADOR DE TURISMO DE LA GRANJA	Lodging and conference services for EU-LA Forum	54,100.00
	Trinidad and Tobago	COLUMBUS COMMUNICATIONS TRINIDAD LT	Internet connection - Port of Spain	36,225.00
	Trinidad and Tobago	MARITIME LIFE (CARIBBEAN) LIMITED	Rental of Office Premises - Trinidad and Tobago	338,932.38
	Trinidad and Tobago	TELECOM SECURITY SERVICES	Unarmed security services - Port of Spain	41,975.00
	United States	C.S.U. INDUSTRIES INC.	Telephone/Technical support	33,120.00
	United States	CISCO SYSTEMS, INC.	Cisco Smarnet Support for Network	38,978.40
	United States	SDV (USA) INC.	Freight forwarding from US (workstations)	38,800.00
	United States	THE CAFRITZ CO.	Rental of Office Premises - Washington D.C.	156,000.00
ESCAP				
	Bangladesh	DHAKA SHERATON HOTEL	Meeting in Dhaka	53,216.00
	Indonesia	LEMBAGA PENELITIAN PENDIDIKAN DAN PENERANGAN EKONO	Provision of contractual services for the design of PES policy and mechanism	71,194.00
	Netherlands	SWETS INFORMATION SERVICES B.V.	Purchase of publications, ESCAP Library	53,216.00
	Thailand	3D INTERIORS CO., LTD.	Additional works to the Conversion of Cafeteria into Office Space	71,194.00
	Thailand	ABB LIMITED	Internal Purchase Order - Additional Fund Obligation for the LV Switchboard Replacement	68,045.78
	Thailand	ABB LIMITED	Preventive maintenance and general repair services for ABB GIS Substation	55,643.03
	Thailand	ADECCO PHAHOLYOTHIN RECRUITMENT LTD.	Contractual personnel for IMCTS - 6 Help Desk Assistants (Grade 1)	59,837.25
	Thailand	ADECCO PHAHOLYOTHIN RECRUITMENT LTD.	Contractual Personnel in ASD, Protocol (Visa Clerk & Visa/Admin Clerk)	374,413.86
	Thailand	ADECCO PHAHOLYOTHIN RECRUITMENT LTD.	Contractual Personnel in CMU (AV Helper, Meeting Clerk & Documents)	33,713.24
	Thailand	ADECCO PHAHOLYOTHIN RECRUITMENT LTD.	Contractual Personnel in MOU from 1 Jan - 31 Dec 10	45,517.18
	Thailand	ADECCO PHAHOLYOTHIN RECRUITMENT LTD.	Contractual Personnel in PMSU from 1 Jan - 31 Dec 10	30,820.25
	Thailand	BEST OFFICE INSTALLATION CO., LTD.	Carpet Flooring-15A Secretariat Bldg	47,843.68
	Thailand	CAT TELECOM PUBLIC COMPANY LIMITED	Secondary Internet Leased Line-6Mbps-UNESCAP & Inspira	82,366.58
	Thailand	CIVIL MASTER CONSTRUCTION CO., LTD.	Waterproofing Works on UNCC Flat Roof	46,403.71
	Thailand	DUSIT THANI PUBLIC CO., LTD. (DUSIT THANI)	Hotel accommodation and meeting package for OCHA office.	31,183.29
	Thailand	KSC COMMERCIAL INTERNET CO., LTD.	Secondary Internet Leased Line for IMCTS	239,469.32
	Thailand	LOCKTON WATTANA INSURANCE BROKERS (THAILAND) LTD.	Provision of insurance coverage	30,880.01
	Thailand	M&C ENERGY (THAILAND) LIMITED	Consultancy Services for GHG Reduction in HVAC and Lighting System	45,183.96
	Thailand	MEINHARDT (THAILAND) LTD.	Consultancy services for the upgrade of fire hydrant and hose reel project	47,407.76
	Thailand	NETMARKS (THAILAND) CO., LTD.	Internal Purchase Order to obligate funds for the Cat-4 Cabling Upgrade project	49,718.26
	Thailand	OTIS ELEVATOR CO. (THAILAND) LTD.	Maintenance services for "OTIS" elevators and escalators	32,094.78
	Thailand	PROPERTY CARE SERVICES (THAILAND) LTD.	Contractual Personnel in CMU (AV technicians & Artisan)	306,877.06
	Thailand	PROPERTY CARE SERVICES (THAILAND) LTD.	Contractual personnel in FMU (Carpenters, Technicians & Architects)	207,623.47
	Thailand	PROPERTY CARE SERVICES (THAILAND) LTD.	Contractual Personnel in FMU (Technicians & Architects)	315,911.01
	Thailand	PROPERTY CARE SERVICES (THAILAND) LTD.	custodial services including soap dispenser & control mat maintenance	48,328.62
	Thailand	TRUE INTERNET CO., LTD.	Primary Internet Leased line at 12 Mbps	600,193.21
	Thailand	TRUE INTERNET CO., LTD.	Renewal of Primary Internet Leased Line	72,358.92
	Thailand	ZENITH COMP CO., LTD.	Renewal of subscription: Lotus Notes:IMCT	39,762.68
	United States of America	EMC CORPORATION	Contract No. PD/C0029/02: Maintenance of EMC products	39,762.68
	United States of America	ORACLE USA, INC.	Oracle Consultancy Services (INSPIRA Project)	37,982.43
ESCWA				
	Ireland	Novel Ireland Software Limited	Novel Open Enterprise Server 1-User 3-Year Maintenance	40,020.00
	Lebanon	Assiyana SAL	Cleaning and Gardening	179,838.29
	Lebanon	Computer Information System	Preventive and Corrective Maintenance	41,700.00
	Lebanon	Computer Information System	Preventive and Corrective Maintenance	34,750.00
	Lebanon	Inconet Data Management	Internet Services	74,880.00
	Lebanon	Inconet Data Management	Uninterrupted Internet Services	75,380.00
	Lebanon	Solidere	Operation and Maintenance services	264,217.26
	Lebanon	Solidere	Operation and Maintenance Services	64,648.64
	United States	Bassiouni Group	Subprogramme Evaluation	35,506.00
	United States	Vmware Inc	Vmware Licences	55,047.09
FAO				
	Afghanistan	ALYAS BAKHTARI CONSTRUCTION COMPANY (ABCC)	Construction of Storage and office facilities	283,832.00
	Afghanistan	AMJAD JAWID CONSTRUCTION COMPANY	Construction of Storage and office facilities in 7 sites, Afghanistan	1,202,561.50
	Afghanistan	ATLAS MILAN CONSTRUCTION COMPANY (AMCC)	Construction of storage and office facilities in 9 sites	1,378,129.50
	Afghanistan	ATLAS MILAN CONSTRUCTION COMPANY (AMCC)	Construction of storage and office facilities	1,672,964.15
	Afghanistan	NOOR E MILAD CONSTRUCTION COMPANY LTD	Construction of storage and office facilities in 3 sites	439,168.62
	Australia	VISIONTIME PTY LTD	Video Production Services	58,625.00
	Australia	VISIONTIME PTY LTD	Publishing	81,826.00
	Australia	VISIONTIME PTY LTD	State of Food Insecurity in the World 2010 (SOFI)	53,278.00
	Belgium	HENDYPLAN SA/NV	Renewal of Maintenance of Troll Software licenses 15 Jan 2011-14 Jan 2012	31,185.00
	Belgium	SITA (OFFICE IN FRANCE)	services for 2010/2011	650,000.00
	Belgium	SITA (OFFICE IN FRANCE)	Telecommunication Services as part of WAN ongoing cost	825,000.00
	Belgium	SITA (OFFICE IN FRANCE)	Upgrade WAN services for decentralized offices 2010	275,000.00
	Belgium	VITO NV	Provision of Spot-Vegetation data	32,181.38
	Canada	SHL CANADA INC	Development of FAO Competency Framework (Phase)	200,000.00
	China	NANJING HOUSING CONSTRUCTION CORPORATION	Renovation of Animal Health Labs in DPR Korea	185,388.85
	Denmark	UNITED NATIONS OFFICE FOR PROJECT SERVICES (UNOPS)	Road rehabilitation works	1,007,481.00
	Denmark	UNITED NATIONS OFFICE FOR PROJECT SERVICES (UNOPS)	UNGM-InTend Integration Contract N. 209488 - CSAPD	44,472.68
	Egypt	START FOR IT	Acquisition of satellite imagery SIFSA	265,000.00
	France	CLS	Provision of Agros Satellite time	30,000.00
	France	PROCOPTERE AVIATION	Hiring of two helicopters	2,344,200.00
	Georgia	PERI LTD	Construction of 42 shallow wells	109,590.00
	Germany	FISCHTECHNIK FREDELSLOH GMBH	Reinforcement and installation of two pilot cage culture systems	131,467.03
	Haiti	BETRACO	Supervision des travaux construction bassins de rétention d'eau et citernes	180,000.00
	Haiti	FLOREXIL CONSTRUCTION S.A.	Construction de 4 Lots de citernes (200 citernes en total)	411,647.80
	Haiti	OLBWAD	Construction de 10 Lots de 5 bassins de rétention d'eau	199,348.48
	Haiti	PLANCONSULT	Construction de 4 Lots de citernes (200 citernes en total)	288,113.21
	Haiti	SOCAP	Construction de 4 Lots de citernes (200 citernes en total)	361,761.01
	India	MAXCARE MARKETING & TECHNICAL SERVICES	Establishment of a Liquid Milk Processing Plant in Herat-Afghanistan	349,150.00
	Italy	ALTAS SRL - INCOMING CENTER	High Level Round Table (7 December 2010)	42,569.44
	Italy	AMA SPA	Garbage collection and differentiated disposal service	333,168.99
	Italy	ARAN HOTELS SARL	Congress Service	30,641.36
	Italy	ATEPI SRL	Engineering Services	114,673.24
	Italy	ATS ADVANCED TELECOM SYSTEMS SPA	Secure Services Gateways	48,538.27
	Italy	AYS AT YOUR SERVICE	Diplomatic pouch service (period Jan-Dec. 2010)	472,334.68
	Italy	BG & PARTNERS SRL	Adobe software (initial order) 2010-2012	262,360.24
	Italy	CANON ITALIA SPA	Rental of duplicating system	112,496.89
	Italy	CANON ITALIA SPA	Rental of Duplicating System	73,197.28
	Italy	CARLSON WAGONLIT TRAVEL	Conference in Montpellier	283,871.30
	Italy	CARLSON WAGONLIT TRAVEL	Events Management Services	574,997.85
	Italy	COLT TECHNOLOGY SERVICES SPA	Colt - Internet Connectivity for 12 months	49,166.67
	Italy	COLT TELECOM SPA	Least Cost Routing amount for Colt Telecom	53,327.96
	Italy	COLT TELECOM SPA	Least Cost Routing amount for Colt Telecom	53,285.59

Major Contracts for Services Placed by Agency During 2010 (Contracts of \$30,000 or more)

Agency	Location of contractor	Name of contractor	Description of services	Contract value USD
Italy	FAO Continued	COLT TELECOM SPA	Long Distance Telephone Calls - Least Cost Routing	146,520.15
Italy		COLT TELECOM SPA	Long-distance telephone calls - Least Cost Routing	49,985.14
Italy		DHL EXPRESS (ITALY) SRL	Door-to-door and Diplomatic Pouch services	539,811.07
Italy		DHL EXPRESS (ITALY) SRL	Handling of the Organization's Mail and Distribution Services	223,129.25
Italy		EDISCO SRL	Technical Assistance in Systems Development Support and ICT Support	35,648.75
Italy		EDISCO SRL	Technical Assistance in Systems Development Support and ICT Support	117,884.87
Italy		EDISCO SRL	Technical Assistance in Systems Development Support and ICT Support	58,942.44
Italy		EDISCO SRL	Technical Assistance in Systems Development Support and ICT Support	36,767.35
Italy		EMC COMPUTER SYSTEMS ITALIA SPA	Acquisition and Maintenance	93,482.98
Italy		ESERVIZI SPA	Internal Printing Equipment - CSCMD	30,147.26
Italy		FERRAMENTA MESSINA SNC	Supply of Maintenance Materials	73,982.74
Italy		HARPA ITALIA SRL	Performance Load Testing Software tools	236,543.19
Italy		HEWLETT PACKARD ITALIANA SPA	Hardware and software maintenance for HP servers	194,814.11
Italy		HITRAC ENGINEERING GROUP SRL	Running and Maintenance of air conditioning and heating systems	235,531.63
Italy		HITRAC ENGINEERING GROUP SRL	Running and Maintenance of air conditioning and heating systems	44,788.75
Italy		HITRAC ENGINEERING GROUP SRL	Running and Maintenance of air conditioning and heating systems	64,567.86
Italy		HITRAC ENGINEERING GROUP SRL	Running and Maintenance of air conditioning and heating systems	61,069.15
Italy		HITRAC ENGINEERING GROUP SRL	Running and Maintenance of air conditioning and heating systems	109,990.57
Italy		IBM ITALIA SPA	Renewal of IBM Filenet support for 2010	59,638.01
Italy		IBM ITALIA SPA	Renewal of IBM Filenet support for 2011	282,969.21
Italy		IMPACT INTERNATIONAL	Leadership and Management Programme	300,000.00
Italy		IMPRESA PIERANTONI SRL	Provision of Small Renovation and Construction Works in FAO Offices, Rome	114,902.53
Italy		IMPRESA PIERANTONI SRL	Provision of Small Renovation and Construction Works in FAO Offices, Rome	77,384.90
Italy		IMPRESA PIERANTONI SRL	Provision of Small Renovation and Construction Works in FAO Offices, Rome	34,547.87
Italy		IMPRESA PIERANTONI SRL	Provision of Small Renovation and Construction Works in FAO Offices, Rome	225,736.33
Italy		IMPRESA PIERANTONI SRL	Provision of Small Renovation and Construction Works in FAO Offices, Rome	174,611.04
Italy		IMPRESA PIERANTONI SRL	Provision of Small Renovation and Construction Works in FAO Offices, Rome	108,006.56
Italy		IMPRESA PIERANTONI SRL	Provision of Small Renovation and Construction Works in FAO Offices, Rome	104,821.69
Italy		IMPRESA PIERANTONI SRL	Provision of Small Renovation and Construction Works in FAO Offices, Rome	99,949.19
Italy		IMPRESA PIERANTONI SRL	Provision of Small Renovation and Construction Works in FAO Offices, Rome	45,651.74
Italy		IMPRESA PIERANTONI SRL	Provision of Small Renovation and Construction Works in FAO Offices, Rome	54,876.24
Italy		IMPRESA PIERANTONI SRL	Provision of Small Renovation and Construction Works in FAO Offices, Rome	194,056.37
Italy		IMPRESA PIERANTONI SRL	Provision of Small Renovation and Construction Works in FAO Offices, Rome	194,056.37
Italy		IMPRESA PIERANTONI SRL	Provision of Small Renovation and Construction Works in FAO Offices, Rome	128,264.58
Italy		IMPRESA PIERANTONI SRL	Provision of Small Renovation and Construction Works in FAO Offices, Rome	84,851.97
Italy		IMPRESA PIERANTONI SRL	Provision of Small Renovation and Construction Works in FAO Offices, Rome	193,017.88
Italy		IMPRESA PIERANTONI SRL	Provision of Small Renovation and Construction Works in FAO Offices, Rome	68,044.99
Italy		INTERROUTE SPA	FAO Internet Connectivity Services	31,200.00
Italy		IRDI SYSTEMS SRL	On site maintenance of integrated pedestrian access control system	35,329.74
Italy		ITALIA LOGISTICA SRL	Handling of the Organization's Publications	294,339.65
Italy		ITALPROIM SRL	Maintenance of fire extinguishers, hoses and fire suppression systems	72,083.88
Italy		ITEL SRL	Technical Assistance in Systems Development Support and ICT Support	31,501.83
Italy		ITEL SRL	Technical Assistance in Systems Development Support and ICT Support	68,523.69
Italy		KONE SPA	Maintenance of lifts (year 2010)	130,990.43
Italy		MITSA SRL	Water Treatment of Heating/Cooling systems and disinfection of air conditioning systems	151,939.94
Italy		MITSA SRL	Water Treatment of Heating/Cooling systems and disinfection of air conditioning systems	150,740.24
Italy		MITSA SRL	Water Treatment of Heating/Cooling systems and disinfection of air conditioning systems	53,318.37
Italy		NUSSLI ITALIA SRL	Construction of entrance Pavilion - Amendment No. 1	163,865.55
Italy		ORACLE ITALIA SRL	Oracle OLSA	40,336.13
Italy		ORACLE ITALIA SRL	Oracle OLSA	580,578.75
Italy		POSTE ITALIANE SPA - SEDE LAZIO	Handling of ORGs Mail and Distribution Services	380,228.14
Italy		POSTE ITALIANE SPA - SEDE LAZIO	Handling of the Organization's Mail and Distribution Services	67,476.38
Italy		PROGE SOFTWARE SRL	Technical Assistance in Systems Development Support and ICT Support	31,634.98
Italy		PROGE SOFTWARE SRL	Technical Assistance in Systems Development Support and ICT Support	33,699.63
Italy		PROGE SOFTWARE SRL	Technical Assistance in Systems Development Support and ICT Support	42,124.54
Italy		PROGE SOFTWARE SRL	Technical Assistance in Systems Development Support and ICT Support	40,720.39
Italy		PROGE SOFTWARE SRL	Technical Assistance in Systems Development Support and ICT Support	39,062.89
Italy		PROGE SOFTWARE SRL	Technical Assistance in Systems Development Support and ICT Support	41,520.31
Italy		PROGE SOFTWARE SRL	Technical Assistance in Systems Development Support and ICT Support	51,722.45
Italy		PROGE SOFTWARE SRL	Technical Assistance in Systems Development Support and ICT Support	41,527.78
Italy		PROGE SOFTWARE SRL	Technical Assistance in Systems Development Support and ICT Support	71,623.04
Italy		PROGE SOFTWARE SRL	Technical Assistance in Systems Development Support and ICT Support	32,160.64
Italy		PROGE SOFTWARE SRL	Technical Assistance in Systems Development Support and ICT Support	30,789.83
Italy		PROGE SOFTWARE SRL	Technical Assistance in Systems Development Support and ICT Support	61,579.65
Italy		PROGE SOFTWARE SRL	Technical Assistance in Systems Development Support and ICT Support	90,602.41
Italy		PROGE SOFTWARE SRL	Technical Assistance in Systems Development Support and ICT Support	30,789.83
Italy		PROGE SOFTWARE SRL	Technical Assistance in Systems Development Support and ICT Support	67,737.62
Italy		PROGE SOFTWARE SRL	Technical Assistance in Systems Development Support and ICT Support	44,645.25
Italy		PROGE SOFTWARE SRL	Technical Assistance in Systems Development Support and ICT Support	81,502.04
Italy		ROTOCLASS SRL	Maintenance of Archieve Machinery	50,362.52
Italy		SANITAL SRL	Multiservice contract (PO issued on this supplier for payment purposes only.	58,789.25
Italy		SANITAL SRL	Multiservices contract - cleaning, portering, gardening, transport, garbage, recycling	457,983.19
Italy		SANITAL SRL	Multiservices contract - cleaning, portering, gardening, transport, garbage, recycling	2,380,952.38
Italy		SANITAL SRL	Multiservices contract - cleaning, portering, gardening, transport, garbage, recycling	312,324.93
Italy		SANITAL SRL	Multiservices contract - cleaning, portering, gardening, transport, garbage, recycling	561,624.65
Italy		SERENA SOFTWARE EUROPE LTD	Amendment No. 1	82,998.66
Italy		SIMES SRL	Fornitura e posa in opera di 16 serramente esterni, Bldg. B (da B-127 a B-142)	52,897.96
Italy		SOFTLAB SPA	Technical Assistance in Systems Development and Support, and ICT Support	34,522.21
Italy		SOFTLAB SPA	Technical Assistance in Systems Development and Support, and ICT Support	68,541.11
Italy		SOFTLAB SPA	Technical Assistance in Systems Development and Support, and ICT Support	62,115.38
Italy		SOFTLAB SPA	Technical Assistance in Systems Development and Support, and ICT Support	36,844.11
Italy		SOFTLAB SPA	Technical Assistance in Systems Development and Support, and ICT Support	40,598.29
Italy		SOFTLAB SPA	Technical Assistance in Systems Development and Support, and ICT Support	33,853.27
Italy		SOFTLAB SPA	Technical Assistance in Systems Development and Support, and ICT Support	25,399.74
Italy		SOFTLAB SPA	Technical Assistance in Systems Development and Support, and ICT Support	50,425.95
Italy		SOFTLAB SPA	Technical Assistance in Systems Development and Support, and ICT Support	38,024.14
Italy		SOFTLAB SPA	Technical Assistance in Systems Development and Support, and ICT Support	37,601.65
Italy		SOFTLAB SPA	Technical Assistance in Systems Development and Support, and ICT Support	89,722.22
Italy		SOFTLAB SPA	Technical Assistance in Systems Development and Support, and ICT Support	93,010.47
Italy		SOFTLAB SPA	Technical Assistance in Systems Development and Support, and ICT Support	59,188.48
Italy		SOFTLAB SPA	Technical Assistance in Systems Development and Support, and ICT Support	93,010.47
Italy		SOFTLAB SPA	Technical Assistance in Systems Development and Support, and ICT Support	93,010.47
Italy		SOFTLAB SPA	Technical Assistance in Systems Development and Support, and ICT Support	58,753.27
Italy		SOFTLAB SPA	Technical Assistance in Systems Development and Support, and ICT Support	41,204.82
Italy		SOFTLAB SPA	Technical Assistance in Systems Development and Support, and ICT Support	43,239.63
Italy		SOFTLAB SPA	Technical Assistance in Systems Development and Support, and ICT Support	113,872.82
Italy		SOFTLAB SPA	Technical Assistance in Systems Development and Support, and ICT Support	62,697.46
Italy		SOFTLAB SPA	Technical Assistance in Systems Development and Support, and ICT Support	100,040.82
Italy		SOFTLAB SPA	Technical Assistance in Systems Development and Support, and ICT Support	114,465.31
Italy		SOFTLAB SPA	Technical Assistance in Systems Development and Support, and ICT Support	175,459.18
Italy		SOFTLAB SPA	Technical Assistance in Systems Development and Support, and ICT Support	140,625.85
Italy		SOFTLAB SPA	Technical Assistance in Systems Development and Support, and ICT Support	184,183.67
Italy		SOFTLAB SPA	Technical Assistance in Systems Development and Support, and ICT Support	51,170.75
Italy		SOFTLAB SPA	Technical Assistance in Systems Development and Support, and ICT Support	35,924.37
Italy		SOFTLAB SPA	Technical Assistance in Systems Development and Support, and ICT Support	38,358.97
Italy		SOFTWAY SRL	Purchase of VMWare Licenses + Maintenance Services	55,322.66
Italy		VODAFONE OMNITEL N.V.	Mobile Telecommunication Service	197,941.18
Italy		VODAFONE OMNITEL N.V.	Mobile Telecommunication Service	163,675.38
Italy		VODAFONE OMNITEL N.V.	Mobile Telecommunication Service	183,775.11
Italy		VODAFONE OMNITEL N.V.	Mobile Telecommunication Service	184,850.01
Italy		VODAFONE OMNITEL N.V.	Mobile Telecommunication Service	220,010.76
Italy		VODAFONE OMNITEL N.V.	Mobile Telecommunication Service	200,534.44
Italy		WORLD COURIER ITALIA SRL	Shipping services for transportation of biological specimens to certified laboratories	36,626.51
Italy		WORLD FOOD PROGRAMME	Airlifting of Pesticides - OSRO/GE0/001/CHA - TCSE	168,100.00
Italy		WURTH SRL	Maintenance materials supplies (ferramenta)	36,630.04
Italy		XEROX SPA	Rental of balck and white duplicating system - year 2010 Jan-June	84,033.61
Italy		XEROX SPA	Rental of black and white duplicating system (May-July 2010)	40,816.33
Italy		XEROX SPA	Rental of black and white duplicating system - (August 2010 - January 2011)	63,673.47
Italy		XEROX SPA	Supply and maintenance of MFPs at HQs	271,980.71
Italy		XEROX SPA	Supply and Maintenance of MFPs at HQs - Period: January-March 2010	223,309.28

Major Contracts for Services Placed by Agency During 2010 (Contracts of \$30,000 or more)

Agency	Location of contractor	Name of contractor	Description of services	Contract value USD
FAO Continued				
Italy		XEROX SPA	Supply and Maintenance of Multifunction Copiers and Printers	344,146.87
Italy		XEROX SPA	Supply and Maintenance of Multifunction Copiers-Printers	260,701.14
Italy		ZANZI SERVIZI SPA	Maintenance of electrical installations and fire detection and alarm systems	221,586.83
Italy		ZANZI SERVIZI SPA	Maintenance of electrical installations and fire detection and alarm systems	126,514.13
Italy		ZANZI SERVIZI SPA	Maintenance of Electrical Installations and Fire Detection and Alarm Systems	44,587.16
Italy		ZANZI SERVIZI SPA	Maintenance of Electrical Installations and Fire Detection and Alarm Systems	53,268.01
Mauritania		EMF - TRAVAUX	Construction 5 magasins de stockage de produits agricoles	157,895.50
Netherlands		METEO CONSULT BV	Provision of Customized Meteorological data on a daily basis	30,450.00
San Marino		KARNAK SPA	Stationary and Office Supplies Service	235,910.88
San Marino		KARNAK SPA	Stationary and office supplies service	355,595.41
Sudan		CONQUERS COMPUTER & ENGINEERING CO LTD	V-Sat communication services	46,860.00
Switzerland		ALLIANZ SUISSE	Insurance of accompanied personal luggage	153,528.40
Switzerland		INTERNATIONAL COMPUTING CENTRE	Provision of Mainframe Service	99,926.00
Switzerland		INTERNATIONAL COMPUTING CENTRE	Provision of Mainframe Service OS/390 Environment	32,514.00
United Arab Emirates		GEOPOLICITY INC	Consultancy services	279,540.00
United Arab Emirates		GEOPOLICITY INC	Iraq Agricultural growth and employment generation support programme	349,030.00
United Kingdom		EDINBURGH RESEARCH AND INNOVATION LTD	Development and improvement of the SWARMS software	40,000.00
United Kingdom		EPIC PERFORMANCE IMPROVEMNET LTD	LTA no. WFP/UA/E/09/11-B	64,255.19
United Kingdom		GREEN INK PUBLISHING SERVICES LTD	State of the World's Forest 2011 (SOFO)	143,214.00
United Kingdom		GREEN INK PUBLISHING SERVICES LTD	The Global Forest Resources Assessment 2010 (FRA 2010)	259,587.50
United Kingdom		LANDESK INTERNATIONAL LTD	Framework Agreement GF/HQR/CPA 263469-2010/CIO	181,260.23
United Kingdom		LEARNING TREE INTERNATIONAL	Provision of specialized training	400,000.00
United Kingdom		MARSH UK LTD	Fidelity Guarantee year 2010	50,585.00
United Kingdom		MARSH UK LTD	TPLL coverage for the year 2010 GF/HQ/CPA/213190	124,058.00
United Kingdom		MICROSOFT IRELAND OPERATIONS LTD	Microsoft EA Contract for Software Licenses	922,982.00
United Kingdom		MRAG LTD	Establishment of a programme to monitor transhipment by large scale vessels	1,326,803.92
United Kingdom		TERRA FIRMA ASSOCIATES	Media Campaign Under & Non represented countries	97,725.41
United Kingdom		THE HAY GROUP MANAGEMENT LIMITED	FAO Staff Survey and Corporate Service Client Satisfaction	190,993.79
United Kingdom		VEOLIA ENVIRONMENTAL SERVICES (UK)	Disposal of Obsolete Pesticides in Paraguay	669,934.98
United Kingdom		VEOLIA ENVIRONMENTAL SERVICES (UK)	Safeguarding of obsolete pesticides in Entrea"	98,110.66
United States		AMERICAN MANAGEMENT ASSOCIATION	PEMS Rollout Training	400,000.00
United States		AMERICAN MANAGEMENT ASSOCIATION	PEMS Training Programme -	350,000.00
United States		AMERICAN MANAGEMENT ASSOCIATION	Training related to the Performance Evaluation & Management System (PEMS)	300,000.00
United States		BURNES COMMUNICATIONS	Additional services for existing contract	51,894.00
United States		BURNES COMMUNICATIONS	Communication Services	149,832.00
United States		EMERGING MARKETS COMMUNICATIONS INC	VSAT, Very Small Aperture Terminal	241,040.00
United States		ENCOMPASS LLC	Leadership and Management Programme	300,000.00
United States		ESRI - ENVIRONMENTAL SYSTEMS RESEARCH INST., INC	Licenses and Maintenance for 2011 - ESRI/ArcGIS	42,800.00
United States		HEWITT ASSOCIATES	Regular annual actuarial review of After-Service Staff Benefits Plans	83,955.00
United States		HUGH WOOD INC	Marine Cargo Insurance/2nd Installment	30,000.00
United States		HUGH WOOD INC	Marine Cargo Insurance 1st Installment invoice 17673 dated 08 Feb 2010	30,000.00
United States		HUGH WOOD INC	Additional premium to policy year 2010 invoice n 22484	113,000.00
United States		HUGH WOOD INC	Marine Cargo Insurance / 3rd Installment	30,000.00
United States		HUGH WOOD INC	Marine Cargo Insurance - 4th installment	30,000.00
United States		POINTE TECHNOLOGIES, INC	Atlas Travel System maintenance (01/07/2010 - 30/06/2011)	36,000.00
IFAD				
Belgium		EMAKINA EU SPRL	GENERAL MANAGEMENT SERVICES	30,159.68
Belgium		VAN BREDA INTERNATIONAL NV	Insurance	605,835.62
Burkina Faso		ROPPA	Rural Development	34,559.00
Cambodia		AGRI BUSINESS INSTITUTE CAMBODIA	Rural Development	41,307.00
Canada		UNISFERA INTERNATIONAL CENTRE	Rural Development	49,500.00
Canada		UPA DEVELOPPEMENT INTERNATIONAL	Rural Development	30,000.00
Cape Verde		COMISSAO REG. DE PARCEIROS BRAVASOLIDARIA	Rural Development	50,000.00
Cape Verde		COMISSAO REGIONAL PARCEIROS DA ILHA DO	Rural Development	39,019.00
Central African Republic		ICASEES	Rural Development	50,000.00
Chile		CORPORACION DE DERECHO PRIVADO RIMISP	Rural Development	107,845.00
Chile		UNITED NATIONS ECONOMIC COMMISSION FOR	Rural Development	49,500.00
China		W.A. INTERNATIONAL CONSULTING	General Building Maintenance	182,582.72
Costa Rica		ASOCIACION PARA EL DESARROLLO DE LAS	Rural Development	130,000.00
Costa Rica		TROPICAL AGRICULTURAL RESEARCH AND	Rural Development	178,900.00
Dominican Republic		UNDP REP IN DOMINICAN REPUBLIC DOLLARACC	Rural Development	50,000.00
Egypt		AGRI BUSINESS SYSTEMS INTERNATIONAL	Rural Development	40,000.00
Egypt		EL-ZANATY AND ASSOCIATES	Rural Development	32,713.00
Fiji		SECRETARIAT OF THE PACIFIC COMMUNITY	Rural Development	90,000.00
France		CIRAD ES	Rural Development	50,000.00
France		ECART GEIE	Rural Development	536,908.50
Germany		DEUTSCHE ASSET MANAGEMENT INTL GMBH	Investment	424,000.00
Germany		DeutscheGesellschaft fuer Internationale	Rural Development	198,855.00
Germany		PUBLICARE GMBH	Computer Related Services	39,771.00
Germany		TISCHLEREI CRAMER	General Building Maintenance	74,327.73
Indonesia		LPM EQUATOR	Rural Development	70,661.96
Ireland		MICROSOFT IRELAND OPERATIONS LIMITED	OPERATIONS, MAINTENANCE AND SUPPORT	105,413.00
Italy		ACCENTURE SPA	Auditing	197,375.00
Italy		ADVANCED PROCUREMENT SRL	Procurement Services	33,142.50
Italy		AZIENDA MUNICIPALE AMBIENTE AMA	Cleaning services	231,997.50
Italy		BIOVERSIY INTERNATIONAL	Rural Development	86,460.00
Italy		BLEI SPA	Communications and Mass Media	90,665.12
Italy		BRANCA SRL	General Building Maintenance	123,939.03
Italy		BUSINESS NETWORK BUILDERS SRL	IT Related Consultancy	92,799.00
Italy		CASA SAN BERNARDO	Management Training	31,816.80
Italy		COLT TECHNOLOGY SERVICES S.P.A.	Telecommunications	198,218.66
Italy		CONVERGE SPA	Computer Related Services	31,816.80
Italy		COSMIC BLUE TEAM SPA	IT Related Consultancy	31,816.80
Italy		CROWN WORLDWIDE SRL	Shipping	34,177.59
Italy		DALLA VEDOVA RICCARDO	LEGAL SERVICES	37,694.42
Italy		DE BESI DI GIACOMO SPA	Insurance	107,052.40
Italy		DHL EXPRESS (ITALY) S.R.L.	Postal and Delivery Services	76,227.75
Italy		DIMENSION DATA ITALIA SRL	Computer Related Services	34,705.50
Italy		EDILFEMA srl	General Building Maintenance	459,275.87
Italy		EDISCO SRL	Computer Related Services	82,193.40
Italy		EDISCO SRL	General Building Maintenance	44,676.09
Italy		ENEL ENERGIA SPA	Public Utilities	352,636.20
Italy		ENERGRID SPA	Public Utilities	570,051.00
Italy		ESSO ITALIANA SRL	Public Utilities	609,822.00
Italy		EUROFLASH ITALIA SRL	Computer Related Services	34,022.76
Italy		GEMMO SPA	General Building Maintenance	508,913.00
Italy		IMPACT ITALIA SRL	Professional Training	68,105.19
Italy		IMPRESA PIEMONTE S.R.L.	Cleaning services	977,437.81
Italy		INTERNATIONAL TRAINING CENTRE OF THE ILO	Professional Training	77,516.33
Italy		ISTITUTO DI VIGILANZA NUOVA	Security Services	39,771.00
Italy		ISTITUTO DI VIGILANZA NUOVA CITTA DI ROMA	Security Services	770,725.72
Italy		ITALBUS SRL	Security Services	56,567.62
Italy		MERLO SPA	Conference organizing services	374,324.65
Italy		MICROSOFT SRL	Computer Related Services	36,854.46
Italy		OFFICE DEPOT SRL	General Building Maintenance	59,656.50
Italy		ORACLE ITALIA SRL	Computer Related Services	236,512.68
Italy		ORACLE ITALIA SRL	OPERATIONS, MAINTENANCE AND SUPPORT	286,418.42
Italy		OTIS SERVIZI SRL	Security Services	41,096.70
Italy		PEDEVILLA SPA	Catering Services	44,145.81
Italy		PIRELLI RE SGR S.p.A. FONDO ANASTASIA	Office building rental	70,981.96
Italy		PRICEWATERHOUSECOOPERS SPA	Auditing	300,933.90
Italy		S.W.I.F.T. SCRL	Telecommunications	31,153.95
Italy		SMC TREVISO SRL	IT Related Consultancy	31,286.52
Italy		SOFTWAY	Computer Related Services	61,498.47
Italy		STAR IMPIANTI ELETTRICI	General Building Maintenance	30,424.82
Italy		SYBASE ITALIA SRL	Computer Related Services	32,182.69
Italy		TATA CONSULTANCY SERVICES ITALIA SRL	IT Related Consultancy	120,480.00
Italy		TIGLIO I S.R.L.	Office building rental	8,413,687.62
Italy		TIM	Telecommunications	110,695.95
Italy		UGO QUINTILY SPA	Communications and Mass Media	117,726.14

Major Contracts for Services Placed by Agency During 2010 (Contracts of \$30,000 or more)

Agency	Name of contractor	Description of services	Contract value USD
IFAD Continued			
Italy	WOHR ANDREA	Communications and Mass Media	34,640.54
Italy	X MOC SRL IN LIQUIDAZIONE	Computer Related Services	53,028.00
Italy	XEROX S.P.A.	PRINTING, PUBLISHING AND BOOKBINDING	582,744.58
Jordan	JORDAN SOCIETY FOR SUSTAINABLE	Rural Development	49,900.00
Kenya	AFRACA	Rural Development	38,175.00
Lebanon	American University of Beirut	Rural Development	41,500.00
Lebanon	YMCA OF LEBANON	Rural Development	49,950.00
Morocco	SECRETARIAT GENERAL DE L'UNION DU	Rural Development	49,500.00
Netherlands	FORRESTER RESEARCH BV	GENERAL MANAGEMENT SERVICES	33,142.50
Netherlands	ORACLE FINANCIAL SERVICES SOFTWARE BV	IT Related Consultancy	90,000.00
Netherlands	ST ILEIA FOUNDATION	Rural Development	33,598.54
Peru	CENTRO BARTOLOME DE LAS CASAS	Rural Development	50,000.00
Philippines	COMMISSION ON AUDIT TRUST FUND	Rural Development	87,000.00
South Africa	SOUTHERN AFRICAN CONFEDERATION OF	Rural Development	36,525.00
Spain	VTLS EUROPE S L	Computer Related Services	65,290.73
Sri Lanka	INTERNATIONAL WATER MANAGEMENT INSTITUTE	Rural Development	75,000.00
Sweden	BIRCHES UMEA AB	Human Resources Management	234,040.00
Sweden	STOCKHOLM ENVIRONMENT INSTITUTE	Rural Development	50,000.00
Switzerland	ALLINWEB AG	Development Finance	65,000.00
Switzerland	BURNING BOX SA	IT Related Consultancy	33,142.50
Switzerland	DUPONT INTL OPERATIONS SA	Development; General	65,000.00
Switzerland	KPMG SA	FEASIBILITY STUDIES	300,000.00
Switzerland	ORTEC FINANCE AG	Investment	139,198.50
Switzerland	TATA INTERACTIVE SYSTEMS AG	Professional Training	97,438.95
Syria	INTERNATIONAL CENTER FOR AGRICULTURAL	Rural Development	232,252.00
Tanzania	INSTITUTE OF RESOURCE ASSESSMENT	Rural Development	49,900.00
Togo	ADHD	Rural Development	50,000.00
Uganda	SNV Netherlands Development Organization	Rural Development	35,000.00
United Kingdom	BARING ASSET MANAGEMENT LIMITED	Investment	65,000.00
United Kingdom	BLOOMBERG LP	Office equipment leasing and rentals	250,000.00
United Kingdom	CROWN AGENTS	Procurement Services	40,180.22
United Kingdom	CROWN AGENTS	Professional Training	75,716.09
United Kingdom	DELOITTE LLP	IT Related Consultancy	62,062.99
United Kingdom	INTERNATIONAL INSTITUTE FOR ENVIRONMENT	Rural Development	85,500.00
United Kingdom	LEARNING TREE INTERNATIONAL LTD	Professional Training	84,324.37
United Kingdom	MICROSOFT TECH. IRELAND OPERATIONS LTD	OPERATIONS, MAINTENANCE AND SUPPORT	99,470.71
United Kingdom	MORGAN STANLEY INVESTMENT MANAGEMENT	Investment	628,000.00
United Kingdom	NOMURA ASSET MANAGEMENT U.K. LIMITED	Investment	245,000.00
United Kingdom	ORGANIZATION FOR DEVELOPMENT AND RES.LTD	Professional Training	94,853.84
United Kingdom	PANOS LONDON	Rural Development	44,915.30
United Kingdom	POSITIVE HYPE LTD	Computer Related Services	33,767.58
United Kingdom	SQUARE ONE RESOURCES LTD	IT Related Consultancy	439,920.29
United Kingdom	THE NORTHERN TRUST COMPANY LONDON	Investment	541,000.00
United Kingdom	University of Greenwich	Rural Development	52,470.00
United Kingdom	WILLIS LIMITED	Insurance	810,407.75
United States	BLACKROCK FINANCIAL MANAGEMENT INC	Investment	282,000.00
United States	CENTER FOR CREATIVE LEADERSHIP	Management Training	49,000.00
United States	CROWELL & MORING LLP	LEGAL SERVICES	130,000.00
United States	ENCOMPASS LLC	Professional Training	81,785.60
United States	ICLARM	Rural Development	30,000.00
United States	INTERNATIONAL BANK RECOSTR DEVELOPMENT	Rural Development	30,000.00
United States	MEDIASTORM	Communications and Mass Media	35,000.00
United States	PACIFIC INVESTMENT MANAGEMENT COMPANY	Investment	765,000.00
United States	PAYDEN and RYDEL	Investment	662,000.00
United States	VISIONTIME INTERNATIONAL LLC	Communications and Mass Media	41,096.70
United States	VISIONTIME INTERNATIONAL LLC	PRINTING, PUBLISHING AND BOOKBINDING	113,163.00
United States	WELLINGTON MANAGEMENT COMPANY LLP	Investment	290,000.00
United States	WESTERN ASSET MANAGEMENT COMPANY	Investment	608,000.00
United States	WOCAN	Rural Development	99,740.00
Zambia	SACCAR GTZ	Rural Development	49,900.00
Zambia	WORLD WIDE FUND FOR NATURE (ZAMBIA)	Rural Development	49,000.00
ILO			
Albania	INSTITUTE OF STATISTICS (INSTAT)	FEASIBILITY STUDIES	124,259.45
Albania	MOLSAEO NES MPCSSHB SHKP	TRAINING	180,000.00
Algeria	UNION GENERALE DES TRAVAILLEURS ALGERIENS (UGTA)	SEMINARS	54,000.00
Austria	INTERNATIONAL ATOMIC ENERGY AGENCY (IAEA)	ECONOMICS, STATISTICS, FEASIBILITY, TECHNICAL & OTHER GENERAL STUDIES	36,630.04
Bangladesh	Bangladesh Bureau of Statistics	SOCIAL ASPECTS	38,608.00
Bangladesh	BANGLADESH OCCUPATIONAL SAFETY, HEALTH & ENVIRONME	SOCIAL ASPECTS	171,747.00
Bangladesh	CHISHOLM INSTITUTE	TRAINING & TECHNICAL ASSISTANCE	79,934.00
Bangladesh	INTERNATIONAL CENTRE FOR DIARRHOEAL DISEASE RESEAR	SUBSIDIES	40,000.00
Bangladesh	MAXWELL STAMP	TRAINING & TECHNICAL ASSISTANCE	31,750.00
Bangladesh	MINISTRY OF LABOUR AND EMPLOYMENT	SOCIAL ASPECTS	37,000.00
Bangladesh	MINISTRY OF LABOUR AND EMPLOYMENT	TRAINING & TECHNICAL ASSISTANCE	37,000.00
Belgium	ITUC-CSI	PROJECT MANAGEMENT	31,335.00
Belgium	ITUC-CSI	SEMINARS	80,000.00
Belgium	ITUC-CSI	SEMINARS	40,000.00
Belgium	ITUC-CSI	SEMINARS	55,000.00
Belgium	ITUC-CSI	SEMINARS	118,568.00
Belgium	ITUC-CSI	SEMINARS	40,000.00
Belgium	ITUC-CSI	SEMINARS	50,000.00
Belgium	ITUC-CSI	SEMINARS	110,000.00
Belgium	ITUC-CSI	SUBSIDIES	93,252.00
Belgium	ITUC-CSI	SUBSIDIES	50,000.00
Belgium	MULTICORPORA INTERNATIONAL INC.	OPERATIONS, MAINTENANCE AND SUPPORT (IT)	43,522.41
Belgium	MULTICORPORA INTERNATIONAL INC.	OPERATIONS, MAINTENANCE AND SUPPORT (IT)	46,177.78
Belgium	NEW FRONTIER SERVICES	FEASIBILITY STUDIES	38,070.00
Benin	OBISACOTE S/C Centrale Syndicale des Travailleurs du Bénin	SOCIAL ASPECTS	37,561.00
Bolivia	FUNDACION PARA EL DESARROLLO PRODUCTIVO Y FINANCIER	SUBSIDIES	133,100.00
Botswana	child Line Botswana	SOCIAL ASPECTS	142,000.00
Botswana	Humana People to People	SOCIAL ASPECTS	150,165.00
Brazil	Avante - Educaçao e Mobilizaçao Social	SOCIAL ASPECTS	207,150.00
Brazil	CIPO-Comunicacao Interativa	SOCIAL ASPECTS	109,998.00
Brazil	FEDERACAO NACIONAL DE EMPRESAS DE SUGUROS PRIVADO	SUBSIDIES	50,000.00
Brazil	FEDERACAO NACIONAL DE EMPRESAS DE SUGUROS PRIVADO	SUBSIDIES	206,000.00
Brazil	FUNDAÇAO ECONOMIA DE CAMPINAS (FECAMP)	PROJECT MANAGEMENT	260,355.03
Brazil	Instituto Aliança com o Adolescente	SOCIAL ASPECTS	521,885.00
Brazil	ORGANIZACAO REGIONAL INTERAMERICANA DE TRABALHADO	SUBSIDIES	55,000.00
Brazil	REPORTER BRASIL	SOCIAL ASPECTS	167,500.00
Brazil	ZURICH BRASIL SEGUROS S.A.	SUBSIDIES	50,000.00
Burkina Faso	FEDERATION DES CAISSES POPULAIRES DU BURKINA-FCPB	ECONOMICS, STATISTICS, FEASIBILITY, TECHNICAL & OTHER GENERAL STUDIES	60,000.00
Burundi	HEALTHNET TPO BURUNDI	FEASIBILITY STUDIES	72,630.00
Cambodia	Community Child Based Organization	SOCIAL ASPECTS	34,949.00
Cambodia	Department of Child Labour, Ministry of Labour and Vocational Trainin	SOCIAL ASPECTS	148,500.00
Cambodia	Ministry of Information of Cambodia National Television of Kampuché	SOCIAL ASPECTS	70,825.00
Cambodia	Municipal Department of Labour and Vocational Trainin, Phnom Penh	SOCIAL ASPECTS	108,960.00
Cambodia	Municipal Department of Labour and Vocational Training Phnom Pher	SOCIAL ASPECTS	108,960.00
Cambodia	provincial Department of Labour and Vocational Trainin, Kampot	SOCIAL ASPECTS	76,835.00
Cambodia	Provincial Department of Labour and Vocational Training	SOCIAL ASPECTS	146,590.00
Cambodia	Provincial Department of Labour and Vocational Training, BanteayMe	SOCIAL ASPECTS	101,995.00
Cambodia	Save Incapacity Teenagers	SOCIAL ASPECTS	31,150.00
Cambodia	The Cambodian Labour Confederation	SOCIAL ASPECTS	46,000.00
Cambodia	The Civil Society Network Against Child Labour Organisation	SOCIAL ASPECTS	40,990.00
Canada	DEVELOPPEMENT INTERNATIONAL DESJARDINS	SUBSIDIES	125,000.00
Canada	OFFICE OF THE AUDITOR GENERAL OF CANADA - ACCOUNTING	AUDITING	125,000.00
Canada	OFFICE OF THE AUDITOR GENERAL OF CANADA - ACCOUNTING	AUDITING	209,540.00
China	Anhui Provincial Women's Federation	SOCIAL ASPECTS	39,306.00
China	Fujian Women's Federation	SOCIAL ASPECTS	45,625.00
China	Guiyang Provincial Women's Federation	SOCIAL ASPECTS	39,401.00
China	Hunan Provincial Women's Federation	SOCIAL ASPECTS	48,735.00
China	INSTITUTE OF AGRICULTURAL ECONOMICS AND DEVELOPMEN	SUBSIDIES	50,000.00

Major Contracts for Services Placed by Agency During 2010 (Contracts of \$30,000 or more)

Agency	Name of contractor	Description of services	Contract value USD
China	International Exchanges and Cooperation Center of ACWF	SOCIAL ASPECTS	46,241.00
China	Jiangsu Provincial Women's Federation	SOCIAL ASPECTS	41,836.00
China	Yunnan Provincial Women's Federation	SOCIAL ASPECTS	49,780.00
Costa Rica	ASOCIACION PARQUE TEC	SOCIAL ASPECTS	43,250.00
Costa Rica	Oficina nacional de Estadísticas	SOCIAL ASPECTS	90,000.00
Cote d'Ivoire	Assistance Internationale à l'Enfance Coeur et Action	SOCIAL ASPECTS	144,318.00
Dominican Republic	Oficina Nacional de Estadística	SOCIAL ASPECTS	90,000.00
El Salvador	ADEPRO, S.A. DE C.V.	ECONOMICS, STATISTICS, FEASIBILITY, TECHNICAL & OTHER GENERAL STUDIES	38,400.00
El Salvador	ASOCIACION COOPERATIVA DE SERVICIOS DE SEGUROS FUTU	SUBSIDIES	40,644.00
Ethiopia	MINISTRY OF LABOUR AND SOCIAL AFFAIRS	SOCIAL ASPECTS	51,576.00
Ethiopia	RESEAU DES CAISSES D'EPARGNE ET DE CREDIT NYESIGISO	MICRO-FINANCE & RELATED SERVICES	146,650.00
Finland	TTY-SAAATIO/TUT FOUNDATION	FEASIBILITY STUDIES	31,537.45
France	ABSODIA	FEASIBILITY STUDIES	59,375.00
France	ATLANTIC TELEVISION SARL	TELECOMMUNICATIONS	67,432.19
France	CENTRE INTERNATIONAL DE DEVELOPPEMENT ET DE RECHER	SUBSIDIES	72,134.00
France	CENTRE INTERNATIONAL DE DEVELOPPEMENT ET DE RECHER	SUBSIDIES	92,653.00
France	GALLENA INFORMATIQUE	SYSTEM DESIGN AND DEVELOPMENT	163,564.88
France	HIGH TECH DETECTION SYSTEMS (HTDS)	SECURITY SERVICES	33,064.12
France	INSTITUT NATIONAL DE LA SANTE ET DE LA RECHERCHE MEDI	SUBSIDIES	63,963.00
France	OBIANE SA	TELECOMMUNICATIONS	35,786.44
France	TUAC / COM SYND CONSULTATIVE	SUBSIDIES	92,796.09
Germany	ALLIANZ SE	SUBSIDIES	32,817.00
Germany	BOMAG GMBH	MACHINERY, ELECTRICAL EQUIP & VEHICLES MAINTENANCE & REPAIR	143,015.95
Germany	BOMAG GMBH	TRAINING	6,373.19
Germany	BUNDESMINISTERIUM FUR ARBEIT UND SOZIALES (BMAS)	REPORT, SURVEY	108,750.00
Germany	DEUTSCHE GESELLSCHAFT FUR TECHNISCHE ZUSAMMENARB	SUBSIDIES	158,000.00
Germany	HESSENAUER KG	TRAINING	51,703.40
Germany	HOCHSCHULE FUR WIRTSCHAFT UND RECHT BERLIN (INSTITU	PROJECT MANAGEMENT	59,789.75
Germany	INSTITUTE FOR DEVELOPMENT STRATEGY - GEMEINNUTZIGE	FEASIBILITY STUDIES	126,870.00
Germany	INTERDISZIPLINARES ZENTRUM FUR WEITERBILDUNG & WIS	SEMINARS	32,301.48
Ghana	KUAPAH KOKOO	SOCIAL ASPECTS	101,600.00
Ghana	Parent and Child Foundation	SOCIAL ASPECTS	449,866.00
Greece	WORLD FEDERATION OF TRADE UNIONS (WFTU)	SEMINARS	60,000.00
Guatemala	ASEGURADORA RURAL, S.A.	SUBSIDIES	53,000.00
Haiti	ALTERNATIVE INSURANCE COMPANY S.A.	SUBSIDIES	112,490.00
Haiti	CADB - COORDINATION DES ASSOCIATIONS POUR LE DEVELO	FEASIBILITY STUDIES	220,538.29
Haiti	CADEB - COORDINATION DES ASSOCIATIONS POUR LE DEVEL	FEASIBILITY STUDIES	155,886.52
Haiti	CODELAGO - COORDINATION DES ORGANISATIONS POUR LE D	FEASIBILITY STUDIES	215,265.80
Haiti	CODEP - COORDINATION DES ORGANISATIONS POUR LE DEVE	FEASIBILITY STUDIES	221,697.65
Haiti	DARTIGUE, JEHAN HENRI 155853	LEASING OR RENTAL SERVICES	65,800.00
Haiti	FADD - FEDERATION DES ORGANISATIONS POUR LE DEVELO	FEASIBILITY STUDIES	391,229.05
Haiti	FADSE - FEDERATIONS DES ASSOCIATIONS POUR LE DEVELO	FEASIBILITY STUDIES	133,764.28
Haiti	FEDOG - FEDERATION DES ORGANISATIONS DE GATTEREAU	FEASIBILITY STUDIES	119,154.81
Haiti	FEODEC - FEDERATIONS DES ORGANISATIONS POURLE DEVEL	FEASIBILITY STUDIES	328,770.16
Haiti	FODEBB - FEDERATION DES ORGANISATIONS POUR LE DEVEL	FEASIBILITY STUDIES	320,232.02
Haiti	FODEC - COORDINATION DES ORGANISATIONS POUR LE DEVE	FEASIBILITY STUDIES	160,465.90
Haiti	FODEL - FEDERATION DES ORGANISATIONS POUR LE DEVELO	FEASIBILITY STUDIES	394,366.11
Haiti	Confederacion Sindical de Trabajadores y Trabajadoras de las Améri	SOCIAL ASPECTS	100,000.00
Honduras	Red Hondurena para el Desarrollo en Equidad de Género	SOCIAL ASPECTS	45,847.00
Hungary	HVG KIADO ZRT	GENERAL MANAGEMENT SERVICES	38,500.00
Iceland	SKYRR EHF.	DATA COMMUNICATIONS SYSTEMS	33,983.85
India	Bidar District Child Labour Rehabilitation Society	SOCIAL ASPECTS	36,600.00
India	Bidar District Child Labour Rehabilitation Society	SOCIAL ASPECTS	118,289.00
India	Bidar District Child Labour Rehabilitation Society	SOCIAL ASPECTS	183,201.00
India	CARDIAC RESEARCH AND EDUCATION FOUNDATION	SUBSIDIES	88,985.00
India	CENTRE FOR OPERATIONS RESEARCH & TRAINING	SOCIAL ASPECTS	148,839.00
India	CENTRE FOR OPERATIONS RESEARCH AND TRAINING VADOD	SURVEY	148,839.00
India	Child Labour Project Society Katihar	SOCIAL ASPECTS	139,953.00
India	Child Labour Project Society Sitamarhi, District Social Cell, Collector	SOCIAL ASPECTS	137,198.00
India	Child Labour Rehabilitation Project Society (NCLP Society) Ranchi	SOCIAL ASPECTS	133,943.00
India	Cuttack District National Child Labour	SOCIAL ASPECTS	127,258.00
India	DHAN FOUNDATION	SUBSIDIES	140,126.00
India	IFFCO-TOKIO GENERAL INSURANCE CO. LTD	SUBSIDIES	35,000.00
India	INDUS Bal Shramik Paryojana Samiti (NCLP Society, Jabalpur	SOCIAL ASPECTS	130,442.00
India	INSTITUTE FOR HUMAN DEVELOPMENT	FEASIBILITY STUDIES	35,338.95
India	Kalahandi District Child Labour	SOCIAL ASPECTS	145,820.00
India	KARNATAKA STATE CHILD LABOUR PROJECT SOCIETY	SOCIAL ASPECTS	67,555.00
India	MAX NEW YORK LIFE INSURANCE CO. LTD	SUBSIDIES	60,000.00
India	National Child Labour Project Society	SOCIAL ASPECTS	140,042.00
India	National Child Labour Project Society Surat	SOCIAL ASPECTS	125,820.00
India	National Child Labour Project Society Chamrajnagar	SOCIAL ASPECTS	86,767.00
India	National Child Labour Project Society Chamrajnagar	RESEARCH/STUDY/TRAINING	231,260.00
India	National Child Labour Project Society, Chamrajnagar	SOCIAL ASPECTS	126,113.00
India	National Child Labour Project Vadodara	SOCIAL ASPECTS	130,310.00
India	PALMYRAH WORKERS DEVELOPMENT SOCIETY (PWDS)	SUBSIDIES	102,825.00
India	SATYAM COMPUTER SERVICE LTD	COMPUTER PROGRAMMING	700,000.00
India	SWAYAM SHIKSHAN PRAYOG	SUBSIDIES	36,250.00
India	SWAYAM SHIKSHAN PRAYOG	SUBSIDIES	41,250.00
India	Ujjain Zilla Bal Shramik Punarvas Avam Kalyan Salahkar Samiti	SOCIAL ASPECTS	129,333.00
India	WEATHER RISK MANAGEMENT SERVICES LTD.	SUBSIDIES	47,560.00
Indonesia	Badan Pusat Statistik	SOCIAL ASPECTS	51,556.00
Indonesia	BALAI PENGEMBANGAN PENDIDIKAN NON FORMAL DAN INFOR	SEMINARS	149,329.35
Indonesia	CV ASEAN	CONSTRUCTION/REHABILITATION	83,502.00
Indonesia	CV KRUENG BATEE PAMOE	CONSTRUCTION/REHABILITATION	83,287.00
Indonesia	CV MUZAIS BROTHERS	CONSTRUCTION/REHABILITATION	64,446.00
Indonesia	CV NAFIRA	CONSTRUCTION/REHABILITATION	55,899.00
Indonesia	CV PADE KUNENG	CONSTRUCTION/REHABILITATION	83,056.00
Indonesia	CV. GADING ASIA MAS	CONSTRUCTION/REHABILITATION	78,827.00
Indonesia	CV. SAHABAT BARU	CONSTRUCTION/REHABILITATION	55,064.00
Indonesia	Directorate of Labour Inspection of Norms on Women and Children	SOCIAL ASPECTS	85,582.00
Indonesia	JURUSAN PSIKOLOGI PENDIDIKAN DAN BIMBINGAN FAKULTAS	SEMINARS	190,406.23
Indonesia	KAP GHAZALI, SAHAT DAN REKAN	AUDITING	46,335.42
Indonesia	LEMBAGA PENGEMBANGAN PENDIDIKAN DAN KETERAMPILAN	SOCIAL ASPECTS	128,081.00
Indonesia	LINGKAR (Link Penguatan Rakyat)	SOCIAL ASPECTS	57,228.00
Indonesia	LPMP, SOUTH SULAWESI (LEMBAGA PENJAMIN MUTU PENDIDI	SEMINARS	178,313.38
Indonesia	Perkumpulan Keluarga Berencana Indonesia	SOCIAL ASPECTS	31,351.00
Indonesia	PUSAT PENGEMBANGAN PEMBERDAYAAN	SOCIAL ASPECTS	214,588.00
Indonesia	UNIT PELAKSANA TEKNIS	SOCIAL ASPECTS	69,749.00
Indonesia	Yayasan "Rumah Kita"	SOCIAL ASPECTS	30,032.00
Indonesia	Yayasan Kesejahteraan Anal Indonesia	SOCIAL ASPECTS	66,243.00
Indonesia	Yayasan Lembaga Pengkajian Kemasyarakatan dan Pembangunan	SOCIAL ASPECTS	30,896.00
Indonesia	YAYASAN NUSA BUGA ABADI	SOCIAL ASPECTS	134,118.00
Indonesia	YAYASAN PENGEMBANGAN DAN PEMBERDAYAAN MASYARAKA	SEMINARS	101,118.80
Indonesia	YAYASAN PUSAT KAJIAN DAN PERLINDUNGAN ANAK	SEMINARS	129,453.28
Ireland	MICROSOFT IRELAND OPERATIONS LTD	VENDOR-SPECIFIC SOFTWARE SUPPORT AND MAINTENANCE	5,990.63
Israel	THE INTERNATIONAL INSTITUTE OF LEADERSHIP-HISTADRUT	PRINTING, PUBLISHING AND BOOKBINDING	30,850.00
Italy	INTERNATIONAL TRAINING CENTRE IN TURIN (ITC)	ECONOMICS, STATISTICS, FEASIBILITY, TECHNICAL & OTHER GENERAL STUDIES	94,031.75
Italy	INTERNATIONAL TRAINING CENTRE IN TURIN (ITC)	GENERAL MANAGEMENT SERVICES	75,000.00
Italy	INTERNATIONAL TRAINING CENTRE IN TURIN (ITC)	GENERAL MANAGEMENT SERVICES	66,372.55
Italy	INTERNATIONAL TRAINING CENTRE IN TURIN (ITC)	HUMAN RESOURCES MANAGEMENT	66,488.80
Italy	INTERNATIONAL TRAINING CENTRE IN TURIN (ITC)	PRINTING, PUBLISHING AND BOOKBINDING	46,798.53
Italy	INTERNATIONAL TRAINING CENTRE IN TURIN (ITC)	PRINTING, PUBLISHING AND BOOKBINDING	46,438.90
Italy	INTERNATIONAL TRAINING CENTRE IN TURIN (ITC)	PRINTING, PUBLISHING AND BOOKBINDING	130,152.66
Italy	INTERNATIONAL TRAINING CENTRE IN TURIN (ITC)	SEMINARS	48,263.31
Italy	INTERNATIONAL TRAINING CENTRE IN TURIN (ITC)	SEMINARS	46,438.90
Italy	INTERNATIONAL TRAINING CENTRE IN TURIN (ITC)	SEMINARS	37,203.00
Italy	INTERNATIONAL TRAINING CENTRE IN TURIN (ITC)	SEMINARS	38,556.01
Italy	INTERNATIONAL TRAINING CENTRE IN TURIN (ITC)	SEMINARS	636,300.00
Italy	INTERNATIONAL TRAINING CENTRE IN TURIN (ITC)	SEMINARS	873,809.72
Italy	INTERNATIONAL TRAINING CENTRE IN TURIN (ITC)	SEMINARS	122,561.10

Major Contracts for Services Placed by Agency During 2010 (Contracts of \$30,000 or more)

Agency	Name of contractor	Description of services	Contract value USD
Italy	INTERNATIONAL TRAINING CENTRE IN TURIN (ITC)	SEMINARS	63,722.00
Italy	INTERNATIONAL TRAINING CENTRE IN TURIN (ITC)	SEMINARS	187,191.12
Italy	INTERNATIONAL TRAINING CENTRE IN TURIN (ITC)	SEMINARS	62,584.12
Italy	INTERNATIONAL TRAINING CENTRE IN TURIN (ITC)	SEMINARS	78,398.38
Italy	INTERNATIONAL TRAINING CENTRE IN TURIN (ITC)	SEMINARS	54,854.11
Italy	INTERNATIONAL TRAINING CENTRE IN TURIN (ITC)	SEMINARS	43,103.45
Italy	INTERNATIONAL TRAINING CENTRE IN TURIN (ITC)	SEMINARS	47,354.11
Italy	INTERNATIONAL TRAINING CENTRE IN TURIN (ITC)	SEMINARS	71,134.40
Italy	INTERNATIONAL TRAINING CENTRE IN TURIN (ITC)	SEMINARS	33,997.38
Italy	INTERNATIONAL TRAINING CENTRE IN TURIN (ITC)	SEMINARS	53,139.29
Italy	INTERNATIONAL TRAINING CENTRE IN TURIN (ITC)	SEMINARS	160,000.00
Italy	INTERNATIONAL TRAINING CENTRE IN TURIN (ITC)	SEMINARS	61,806.28
Italy	INTERNATIONAL TRAINING CENTRE IN TURIN (ITC)	SEMINARS	95,050.00
Italy	INTERNATIONAL TRAINING CENTRE IN TURIN (ITC)	SEMINARS	96,565.00
Italy	INTERNATIONAL TRAINING CENTRE IN TURIN (ITC)	SEMINARS	47,959.18
Italy	INTERNATIONAL TRAINING CENTRE IN TURIN (ITC)	SEMINARS	35,170.07
Italy	INTERNATIONAL TRAINING CENTRE IN TURIN (ITC)	SEMINARS	65,850.34
Italy	INTERNATIONAL TRAINING CENTRE IN TURIN (ITC)	SEMINARS	31,748.30
Italy	INTERNATIONAL TRAINING CENTRE IN TURIN (ITC)	SEMINARS	34,817.35
Italy	INTERNATIONAL TRAINING CENTRE IN TURIN (ITC)	SEMINARS	196,871.22
Italy	INTERNATIONAL TRAINING CENTRE IN TURIN (ITC)	SUBSIDIES	134,461.11
Italy	INTERNATIONAL TRAINING CENTRE IN TURIN (ITC)	TRAINING	49,161.11
Italy	INTERNATIONAL TRAINING CENTRE IN TURIN (ITC)	TRAINING	34,722.22
Italy	INTERNATIONAL TRAINING CENTRE IN TURIN (ITC)	TRAINING	65,277.78
Italy	INTERNATIONAL TRAINING CENTRE IN TURIN (ITC)	TRAINING	47,097.22
Italy	INTERNATIONAL TRAINING CENTRE IN TURIN (ITC)	TRAINING	34,366.49
Italy	INTERNATIONAL TRAINING CENTRE IN TURIN (ITC)	TRAINING	12,220.76
Italy	INTERNATIONAL TRAINING CENTRE IN TURIN (ITC)	TRAINING	11,125.65
Italy	INTERNATIONAL TRAINING CENTRE IN TURIN (ITC)	TRAINING	14,388.96
Italy	INTERNATIONAL TRAINING CENTRE IN TURIN (ITC)	TRAINING	22,578.19
Italy	INTERNATIONAL TRAINING CENTRE IN TURIN (ITC)	TRAINING	40,018.32
Italy	INTERNATIONAL TRAINING CENTRE IN TURIN (ITC)	TRAINING	71,250.99
Italy	INTERNATIONAL TRAINING CENTRE IN TURIN (ITC)	TRAINING	233,628.00
Italy	INTERNATIONAL TRAINING CENTRE IN TURIN (ITC)	TRAINING	61,233.33
Italy	INTERNATIONAL TRAINING CENTRE IN TURIN (ITC)	TRAINING	647,850.00
Italy	INTERNATIONAL TRAINING CENTRE IN TURIN (ITC)	TRAINING	181,650.00
Italy	INTERNATIONAL TRAINING CENTRE IN TURIN (ITC)	TRAINING	98,700.00
Italy	ITALIA LAVORO SPA	EMPLOYMENT	726,198.00
Italy	NOZE S.R.L.	DATA COMMUNICATIONS SYSTEMS	47,375.50
Italy	NOZE S.R.L.	SYSTEM DESIGN AND DEVELOPMENT	32,437.75
Italy	NOZE S.R.L.	SYSTEM DESIGN AND DEVELOPMENT	12,975.10
Italy	NOZE S.R.L.	SYSTEM DESIGN AND DEVELOPMENT	38,925.29
Italy	STUDIO GNOT	SYSTEM DESIGN AND DEVELOPMENT	89,121.89
Jamaica	CHILDREN'S FIRST AGENCY	FEASIBILITY STUDIES	153,674.41
Jamaica	RISE LIFE MANAGEMENT SERVICES	FEASIBILITY STUDIES	153,488.37
Jordan	JORDAN MICRO CREDIT COMPANY "TAMWEELCOM"	FEASIBILITY STUDIES	118,314.00
Kenya	African Network for the Prevention and Protection against Child Abuse	SOCIAL ASPECTS	130,000.00
Kenya	Central Organization of Trade Unions	SOCIAL ASPECTS	58,173.00
Kenya	CENTRE FOR FINANCIAL INCLUSION - CENFRI	MICRO-FINANCE & RELATED SERVICES	67,936.00
Kenya	Hope World Wide Kenya	SOCIAL ASPECTS	63,547.00
Kenya	INTERNATIONAL LIVESTOCK RESEARCH INSTITUTE (ILRI)	SUBSIDIES	102,000.00
Kenya	INTERNATIONAL LIVESTOCK RESEARCH INSTITUTE (ILRI)	SUBSIDIES	50,000.00
Kenya	KENYA COMMUNITY DEVELOPMENT FOUNDATION	FEASIBILITY STUDIES	241,201.00
Kenya	KENYA INSTITUTE OF HIGHWAYS AND BUILDING TECHNOLOGY	RESEARCH/STUDY/TRAINING	133,400.00
Kenya	KENYA NATIONAL BUREAU STATISTICS	SOCIAL ASPECTS	89,958.00
Kenya	Nainyoye Community Development Organisation	SOCIAL ASPECTS	78,083.00
Kenya	SWEDISH COOPERATIVE CENTRE	SUBSIDIES	49,950.00
Kenya	Undugu Society of Kenya	SOCIAL ASPECTS	53,526.00
Lao P.D.R.	MINISTRY OF LABOUR AND SOCIAL WELFARE	SOCIAL ASPECTS	205,481.00
Lao P.D.R.	Ministry of Labour and Social Welfare	SOCIAL ASPECTS	205,481.00
Lebanon	ASSOCIATION FOR DEVELOPMENT OF RURAL CAPACITIES ADR	SOCIAL ASPECTS	77,500.00
Lebanon	ASSOCIATION FOR THE DEVELOPMENT OF RURAL CAPACITIES	SOCIAL ASPECTS	77,500.00
Lebanon	FORWARD FILM PRODUCTION	SOCIAL ASPECTS	39,125.00
Lebanon	LEBANESE ASSOCIATION FOR DEVELOPMENT AL MAJMOUA	SOCIAL ASPECTS	176,500.00
Lebanon	LEBANESE ASSOCIATION FOR DEVELOPMENT AL MAJMOUA	SOCIAL ASPECTS	176,500.00
Lebanon	PALESTINIAN FEDERATION OF TRADE UNIONS	SOCIAL ASPECTS	69,100.00
Lebanon	The Ministry of Labour, Lebanon	SOCIAL ASPECTS	35,150.00
Lebanon	The Ministry of Labour, Lebanon	SOCIAL ASPECTS	40,000.00
Madagascar	Association SAROBIDY	SOCIAL ASPECTS	112,759.00
Malawi	SUSTAINABLE DEVELOPMENT POLICY INSTITUTE	FEASIBILITY STUDIES	97,474.00
Mali	Association Malienne pour la promotion du Sahel	SOCIAL ASPECTS	187,035.00
Mali	UNION TECHNIQUE DE LA MUTUALITE MALIENNE (UTM)	SUBSIDIES	54,283.00
Mauritania	BUREAU D'ETUDES STATISTIQUES, BESTAT	SURVEY	50,000.00
Mexico	ASOCIACION MEXICANA DE UNIONES DE CREDITO DEL SECTOR	SUBSIDIES	56,200.00
Morocco	Organisation Scoutisme Mohammedia Marocaine	SOCIAL ASPECTS	33,616.00
Morocco	SAGA COMMUNICATION	SOCIAL ASPECTS	48,781.00
Mozambique	CEDARTE	MICRO/SMALL ENTERPRISE DEVELOPMENT	78,045.00
Mozambique	ECOSIDA (ASSOCIACAO DE EMPRESARIOS CONTRA SIDA)	SEMINARS	30,630.00
Namibia	Caprivi Hope for Live	SOCIAL ASPECTS	94,781.00
Namibia	Legal Assistance Center	SOCIAL ASPECTS	169,380.00
Nepal	INDIGENOUS FILM ARCHIVE	SOCIAL ASPECTS	30,603.00
Netherlands	LIBER/ UNIVERSITEIT MAASTRICHT	WELFARE AND SOCIAL SERVICES	347,468.00
Netherlands	MINISTRY OF SOCIAL AFFAIRS AND EMPLOYMENT	SEMINARS	31,324.00
New Zealand	BUSINESS NEW ZEALAND	SEMINARS	35,190.27
Niger	Institut National de la Statistique du Niger	SOCIAL ASPECTS	40,796.00
Nigeria	LIBERIA INSTITUTE OF STATISTICS AND GEO INFORMATION SERVICE	STUDY, SURVEY	60,000.00
Pakistan	Centre for the Improvement of Working Conditions & Environment	SOCIAL ASPECTS	36,226.00
Pakistan	Community Development Department	SOCIAL ASPECTS	72,489.00
Pakistan	District Labour Office, Community Development Department	SOCIAL ASPECTS	39,152.00
Pakistan	National Rural Support Programme	SOCIAL ASPECTS	348,311.00
Pakistan	NAYA JEEVAN FOR KIDS, INC.	SUBSIDIES	80,000.00
Pakistan	PAKISTAN WORKERS FEDERATION	SOCIAL ASPECTS	72,000.00
Pakistan	Provincial Child Labour Unit	SOCIAL ASPECTS	63,162.00
Pakistan	Punjab Rural Support Programme	SOCIAL ASPECTS	210,201.00
Pakistan	Punjab Rural Support Programme	SOCIAL ASPECTS	488,618.00
Pakistan	Society for Sustainable Development	SOCIAL ASPECTS	63,946.00
Paraguay	CENTRO DE DOCUMENTACION Y ESTUDIOS	ECONOMICS, STATISTICS, FEASIBILITY, TECHNICAL & OTHER GENERAL STUDIES	64,500.00
Peru	EL BANCO POPULAR COVELO	MICRO-FINANCE & RELATED SERVICES	73,258.00
Peru	INSTITUTO DE ESTUDIOS PERUANOS	FEASIBILITY STUDIES	45,000.00
Peru	LA POSITIVA SEGUROS Y REASEGUROS S.A.	SUBSIDIES	55,000.00
Philippines	PIONEER LIFE INC.	SUBSIDIES	34,200.00
Philippines	RURAL BANKERS RESEARCH AND DEVELOPMENT FOUNDATION	SUBSIDIES	50,000.00
Russian Federation	INTERNATIONAL ORGANIZATION FOR MIGRATION	SOCIAL ASPECTS	374,778.00
Russian Federation	VATUTINKI	RESEARCH/STUDY/TRAINING	50,000.00
Sierra Leone	INTERNATIONAL RESCUE COMMITTEE - IRC SIERRA LEONE	FEASIBILITY STUDIES	190,959.46
Sierra Leone	NATIONAL AIDS SECRETARIAT	SEMINARS	80,996.00
Sierra Leone	STATISTICS SIERRA LEONE	ECONOMICS, STATISTICS, FEASIBILITY, TECHNICAL & OTHER GENERAL STUDIES	237,744.24
Singapore	ITUC ASIA PACIFIC	SEMINARS	40,000.00
Somalia	AL-KHALIL HUMANITARIAN DEVELOPMENT ORGANIZATION	SOCIAL ASPECTS	60,958.00
Somalia	HIVAIDS AWARENESS & DEVELOPMENT ORGANIZATION	SOCIAL ASPECTS	60,443.00
Somalia	MINISTRY OF ENVIRONMENT	SOCIAL ASPECTS	65,000.00
Somalia	Ministry of Public Works Housing and Transport	SOCIAL ASPECTS	61,280.00
Somalia	NESHA PUNTLAND HIGHWAY AUTHORITY	SOCIAL ASPECTS	125,500.00
Somalia	TANAAD RELIEF AND DEVELOPMENT ORGANIZATION	SOCIAL ASPECTS	52,000.00
Somalia	UNITED NATIONS OFFICE FOR PROJECT SERVICES	CONSTRUCTION/REHABILITATION	913,887.00
Somalia	UNITED NATIONS OFFICES, PROG. AND FUNDS & SPECIALIZED	FINANCE SERVICES	70,751.00
South Africa	INSTITUTE FOR DEVELOPMENT IN SOUTHERN AFRICA	SOCIAL ASPECTS	33,944.00
South Africa	Kids Haven	SOCIAL ASPECTS	127,684.00
South Africa	New Life Center	SOCIAL ASPECTS	168,600.00
South Africa	OLD MUTUAL LIFE ASSURANCE (SOUTH AFRICA)/OMLAC SA	SUBSIDIES	150,000.00

Major Contracts for Services Placed by Agency During 2010 (Contracts of \$30,000 or more)

Agency	Location of contractor	Name of contractor	Description of services	Contract value USD
ILO Continued				
South Africa		THE CENTRE FOR FINANCIAL REGULATION & INCLUSION	ECONOMICS, STATISTICS, FEASIBILITY, TECHNICAL & OTHER GENERAL STUDIES	68,392.55
South Africa		THE HOLLARD INSURANCE COMPANY LIMITED	SUBSIDIES	175,000.00
South Africa		THE HOLLARD INSURANCE COMPANY LIMITED	SUBSIDIES	75,000.00
South Africa		UNIVERSITY OF THE WESTERN CAPE	SEMINARS	89,307.00
South Africa		UNIVERSITY OF THE WITWATERSRAND	PROJECT MANAGEMENT	110,000.00
Sri Lanka		INFOSHARE GUARANTEE LIMITED	SOCIAL ASPECTS	50,000.00
Sri Lanka		SEEMASAHITHA SANASA RAKSHANA SAMAGAMA (SANASA INSI)	SUBSIDIES	110,000.00
Switzerland		ABDT MORCIANO (BUREAU DEVELOPPEMENT TECHNOLOGIES)	OFFICE, COMPUTER & COMMUNICATION EQUIPMENT MAINTENANCE & REPAIR	262,103.93
Switzerland		ANTALIS SA	PRINTING, PUBLISHING AND BOOKBINDING	63,084.11
Switzerland		APEX CONSULTING SERVICES	DOCUMENTATION, LIBRARY AND INFORMATION SERVICES	48,030.74
Switzerland		ASCENSEURS SCHINDLER S.A.	BUILDING MAINTENANCE AND REPAIR	129,261.68
Switzerland		ASSOCIATION OK FORET	BUILDING MAINTENANCE AND REPAIR	36,448.60
Switzerland		ASSOCIATION OK FORET	BUILDING MAINTENANCE AND REPAIR	153,757.01
Switzerland		ASSOCIATION OK FORET	BUILDING MAINTENANCE AND REPAIR	128,130.84
Switzerland		ATAR ROTO PRESSE SA	PRINTING, PUBLISHING AND BOOKBINDING	64,485.98
Switzerland		ATOS ORIGIN AG	DATA COMMUNICATIONS SYSTEMS	932,436.00
Switzerland		ATOS ORIGIN AG	DATA COMMUNICATIONS SYSTEMS	932,436.00
Switzerland		BELL SWITZERLAND	LANGUAGE SERVICES	68,882.24
Switzerland		BELL SWITZERLAND	LANGUAGE SERVICES	90,347.66
Switzerland		BELL SWITZERLAND	LANGUAGE SERVICES	88,472.90
Switzerland		BELL SWITZERLAND	LANGUAGE SERVICES	68,018.69
Switzerland		BELL SWITZERLAND	LANGUAGE SERVICES	89,579.44
Switzerland		BELL SWITZERLAND	LANGUAGE SERVICES	61,061.21
Switzerland		BELL SWITZERLAND	LANGUAGE SERVICES	79,303.74
Switzerland		BELL SWITZERLAND	LANGUAGE SERVICES	84,370.79
Switzerland		BELL SWITZERLAND	LANGUAGE SERVICES	49,044.39
Switzerland		BT SWITZERLAND LTD, ZURICH BRANCH	OPERATIONS, MAINTENANCE AND SUPPORT (IT)	45,492.00
Switzerland		CANON (SUISSE) S.A.	LEASING OR RENTAL SERVICES	117,563.55
Switzerland		CGC DALKIA SA	BUILDING MAINTENANCE AND REPAIR	1,551,401.87
Switzerland		CGC DALKIA SA	BUILDING MAINTENANCE AND REPAIR	1,163,551.40
Switzerland		CGC DALKIA SA	BUILDING MAINTENANCE AND REPAIR	224,299.07
Switzerland		CGC DALKIA SA	BUILDING MAINTENANCE AND REPAIR	331,775.70
Switzerland		CRECHE SCOUBIDOU	SUBSIDIES	49,065.42
Switzerland		CRECHE SCOUBIDOU	SUBSIDIES	49,065.42
Switzerland		CWS-BOCO SUISSE SA	BUILDING MAINTENANCE AND REPAIR	37,615.70
Switzerland		CWS-BOCO SUISSE SA	BUILDING MAINTENANCE AND REPAIR	32,710.28
Switzerland		DALBERG DEVELOPMENT EUROPE APS.	ECONOMICS, STATISTICS, FEASIBILITY, TECHNICAL & OTHER GENERAL STUDIES	46,308.41
Switzerland		DALBERG DEVELOPMENT EUROPE APS.	FEASIBILITY STUDIES	47,559.09
Switzerland		DPS S.A.	LEASING OR RENTAL SERVICES	161,359.81
Switzerland		EDEN SPRINGS S.A.	BUILDING MAINTENANCE AND REPAIR	35,489.72
Switzerland		EDEN SPRINGS S.A.	BUILDING MAINTENANCE AND REPAIR	39,527.10
Switzerland		EGG-TELS A. S.A.	BUILDING MAINTENANCE AND REPAIR	35,981.31
Switzerland		EGG-TELS A. S.A.	BUILDING MAINTENANCE AND REPAIR	78,971.96
Switzerland		ELEMENTO ARCHITECTURE D'INTERIEUR SA	BUILDING MAINTENANCE AND REPAIR	65,420.56
Switzerland		E-SECURE SARL	VENDOR-SPECIFIC SOFTWARE SUPPORT AND MAINTENANCE	47,757.01
Switzerland		FANAC & ROBAS SA	BUILDING MAINTENANCE AND REPAIR	93,056.07
Switzerland		FANAC & ROBAS SA	ELECTRICAL INSTALLATION MAINTENANCE AND REPAIR	404,334.35
Switzerland		HEPTAGO S.A.	BUILDING MAINTENANCE AND REPAIR	112,897.20
Switzerland		HEPTAGO S.A.	BUILDING MAINTENANCE AND REPAIR	45,158.88
Switzerland		HEWLETT PACKARD (SUISSE) SARL	VENDOR-SPECIFIC SOFTWARE SUPPORT AND MAINTENANCE	90,642.71
Switzerland		HEWLETT PACKARD (SUISSE) SARL	VENDOR-SPECIFIC SOFTWARE SUPPORT AND MAINTENANCE	48,369.91
Switzerland		HOTEL-RESIDENCE LES NATIONS S.A.	SEMINARS	69,680.85
Switzerland		IBM SCHWEIZ	VENDOR-SPECIFIC SOFTWARE SUPPORT AND MAINTENANCE	112,929.72
Switzerland		ICEM	SEMINARS	32,250.00
Switzerland		IKON OFFICE SOLUTIONS	PRINTING, PUBLISHING AND BOOKBINDING	34,465.01
Switzerland		IMPLENIA ENTREPRISE GENERALE SA RENOVATION	BUILDING MAINTENANCE AND REPAIR	718,915.14
Switzerland		INT. COMPUTING CENTRE (ICC)	COMPUTER RELATED SERVICES	17,592.00
Switzerland		INT. COMPUTING CENTRE (ICC)	COMPUTER SECURITY	54,060.00
Switzerland		IOM - INTERNATIONAL ORGANIZATION FOR MIGRATION	ECONOMICS, STATISTICS, FEASIBILITY, TECHNICAL & OTHER GENERAL STUDIES	247,000.00
Switzerland		ISS FACILITY SERVICES	BUILDING MAINTENANCE AND REPAIR	1,034,934.73
Switzerland		ISS FACILITY SERVICES	BUILDING MAINTENANCE AND REPAIR	205,582.24
Switzerland		ISS FACILITY SERVICES	BUILDING MAINTENANCE AND REPAIR	517,468.32
Switzerland		ISS FACILITY SERVICES	BUILDING MAINTENANCE AND REPAIR	102,790.65
Switzerland		ISS FACILITY SERVICES	BUILDING MAINTENANCE AND REPAIR	93,457.94
Switzerland		ITUC-CSI	SEMINARS	170,157.07
Switzerland		LA POSTE SUISSE	POSTAL AND DELIVERY SERVICES	48,688.01
Switzerland		LA POSTE SUISSE	POSTAL AND DELIVERY SERVICES	43,972.64
Switzerland		LA POSTE SUISSE	POSTAL AND DELIVERY SERVICES	73,211.05
Switzerland		LA POSTE SUISSE	POSTAL AND DELIVERY SERVICES	113,909.61
Switzerland		LA POSTE SUISSE	POSTAL AND DELIVERY SERVICES	64,697.72
Switzerland		LA POSTE SUISSE	POSTAL AND DELIVERY SERVICES	68,427.90
Switzerland		LA POSTE SUISSE	POSTAL AND DELIVERY SERVICES	32,820.18
Switzerland		LA POSTE SUISSE	POSTAL AND DELIVERY SERVICES	32,409.56
Switzerland		LA POSTE SUISSE	POSTAL AND DELIVERY SERVICES	41,121.50
Switzerland		MEYSTRE DECORATION GENEVE SARL	BUILDING MAINTENANCE AND REPAIR	90,401.55
Switzerland		MOBILIERE SUISSE	INSURANCE SERVICES	929,882.43
Switzerland		NEXTIRAONE	BUILDING MAINTENANCE AND REPAIR	36,152.52
Switzerland		NEXTIRAONE	OFFICE, COMPUTER & COMMUNICATION EQUIPMENT MAINTENANCE & REPAIR	36,152.52
Switzerland		NOS S.A.	BUILDING MAINTENANCE AND REPAIR	37,383.18
Switzerland		OCE SUISSE S.A.	LEASING OR RENTAL SERVICES	177,914.02
Switzerland		ORACLE SOFTWARE (SCHWEIZ) GMBH	VENDOR-SPECIFIC SOFTWARE SUPPORT AND MAINTENANCE	65,120.52
Switzerland		ORACLE SOFTWARE (SCHWEIZ) GMBH	VENDOR-SPECIFIC SOFTWARE SUPPORT AND MAINTENANCE	65,449.00
Switzerland		ORACLE SOFTWARE (SCHWEIZ) GMBH	VENDOR-SPECIFIC SOFTWARE SUPPORT AND MAINTENANCE	629,395.65
Switzerland		PRICEWATERHOUSECOOPERS AG	AUDITING	123,750.00
Switzerland		PRICEWATERHOUSECOOPERS AG	AUDITING	35,514.02
Switzerland		SATYAM COMPUTER SERVICE LTD	COMPUTER PROGRAMMING	1,650,000.00
Switzerland		SERVICES INDUSTRIELS DE GENEVE	BUILDING MAINTENANCE AND REPAIR	1,588,785.05
Switzerland		SERVICES INDUSTRIELS DE GENEVE	BUILDING MAINTENANCE AND REPAIR	299,065.42
Switzerland		SERVICES INDUSTRIELS DE GENEVE	BUILDING MAINTENANCE AND REPAIR	280,373.83
Switzerland		SERVICES INDUSTRIELS DE GENEVE	PUBLIC UTILITIES	182,000.10
Switzerland		SERVICES INDUSTRIELS DE GENEVE	PUBLIC UTILITIES	912,196.07
Switzerland		SERVICES INDUSTRIELS DE GENEVE	PUBLIC UTILITIES	197,257.24
Switzerland		SERVICES INDUSTRIELS DE GENEVE	PUBLIC UTILITIES	250,051.03
Switzerland		SIEMENS SCHWEIZ AG	BUILDING MAINTENANCE AND REPAIR	37,877.10
Switzerland		SIEMENS SCHWEIZ AG	BUILDING MAINTENANCE AND REPAIR	174,188.26
Switzerland		SPS / SERVICE PRIVEE DE SECURITE	SECURITY INSTALLATIONS MAINTENANCE AND REPAIR	587,955.14
Switzerland		SPS / SERVICE PRIVEE DE SECURITE	SECURITY SERVICES	55,188.79
Switzerland		SPS / SERVICE PRIVEE DE SECURITE	SECURITY SERVICES	32,532.15
Switzerland		STRUCTURE 17	BUILDING MAINTENANCE AND REPAIR	137,435.23
Switzerland		SWISSCOM (SUISSE) S.A. GRANDES ENTREPRISES	TELECOMMUNICATIONS	120,758.88
Switzerland		SWISSCOM MOBILE	PRINTING, PUBLISHING AND BOOKBINDING	33,919.30
Switzerland		SWISSCOM MOBILE	PRINTING, PUBLISHING AND BOOKBINDING	31,086.54
Switzerland		SWISSCOM MOBILE	TELECOMMUNICATIONS	30,581.54
Switzerland		SWISSCOM MOBILE	TELECOMMUNICATIONS	30,435.98
Switzerland		SWISSCOM MOBILE	TELECOMMUNICATIONS	33,648.93
Switzerland		SWISSCOM MOBILE	TELECOMMUNICATIONS	33,430.70
Switzerland		TECHDATA SA	BUILDING MAINTENANCE AND REPAIR	153,281.44
Switzerland		TRANSVOIRIE SA	BUILDING MAINTENANCE AND REPAIR	147,706.54
Switzerland		TRANSVOIRIE SA	BUILDING MAINTENANCE AND REPAIR	124,613.32
Switzerland		UNITED NATIONS OFFICE - GENEVA	LEASING OR RENTAL SERVICES	414,175.00
Switzerland		UNITED NATIONS OFFICE - GENEVA	OFFICE SUPPORT SERVICES	25,764.00
Switzerland		UNITED NATIONS OFFICE - GENEVA	SECURITY SERVICES	98,663.00
Switzerland		VENTEK INTERNATIONAL SA	COMPUTER RELATED SERVICES	54,000.00
Switzerland		VERIZON	TELECOMMUNICATIONS	31,677.71
Switzerland		VTX DECKPOINT SA	TELECOMMUNICATIONS	74,244.86
Switzerland		XEROX AG	LEASING OR RENTAL SERVICES	277,727.10
Switzerland		XEROX AG	LEASING OR RENTAL SERVICES	37,489.72
Switzerland		XEROX AG	LEASING OR RENTAL SERVICES	136,052.34
Switzerland		XEROX AG	SYSTEM INSTALLATION	5,976.64
Switzerland		YES TRANSPORTS SARL	LEASING OR RENTAL SERVICES	166,471.96

Major Contracts for Services Placed by Agency During 2010 (Contracts of \$30,000 or more)

Agency	Location of contractor	Name of contractor	Description of services	Contract value USD
ILO Continued				
Syrian Arab Republic		CONSULTATION AND RESEARCH INSTITUTE CRI	SOCIAL ASPECTS	102,652.00
Tanzania, United Republic of		CHINA RAILWAY JIANCHANG ENGINEERING CO.(T) LTD	CONSTRUCTION	110,945.11
Tanzania, United Republic of		CHINA RAILWAY JIANCHANG ENGINEERING CO.(T) LTD	CONSTRUCTION	174,246.00
Thailand		ASIA INDIGENOUS PEOPLE PACT FOUNDATION	SEMINARS	46,200.00
Thailand		NEGORS WOMEN FOR TOMORROW FOUNDATION	MICRO-FINANCE & RELATED SERVICES	136,951.00
Thailand		Office of the National Education Council	SOCIAL ASPECTS	149,570.00
Thailand		RAPID ASIA CO. LTD	SOCIAL ASPECTS	55,500.00
Timor-Leste		DIRECCAO NACIONAL DOS SERVICIOS DE EMPREGO SECRATA	CONSTRUCTION/REHABILITATION	68,646.00
Togo		Aide et Action	SOCIAL ASPECTS	280,530.00
Togo		Confederation Nationale des Travailleurs du Togo	SOCIAL ASPECTS	83,199.00
Togo		CSI - AFRIQUE	SEMINARS	61,064.43
Togo		CSI - AFRIQUE	SEMINARS	60,000.00
Togo		CSI - AFRIQUE	SEMINARS	60,000.00
Togo		Réseau de Lutte contre la traire des enfants au Togo	SOCIAL ASPECTS	247,313.00
Tunisia		ARAB CENTER FOR LABOUR ADMINISTRATION AND EMPLOYME	SEMINARS	31,300.00
Uganda		African Network for the Prevention and Protection against Child Abuse	SOCIAL ASPECTS	103,939.00
Uganda		Child Restoration Outreach - Mbale	SOCIAL ASPECTS	127,327.00
Uganda		Huys Link Community Initiative	SOCIAL ASPECTS	104,264.00
Uganda		Huys Link Community Initiative	SOCIAL ASPECTS	104,264.00
Uganda		Huys Link Community Initiative	SOCIAL ASPECTS	104,264.00
Uganda		Huys Link Community Initiative	SOCIAL ASPECTS	104,264.00
Uganda		Kids in Need	SOCIAL ASPECTS	130,769.00
Uganda		MT ELGON LABOUR BASED TRAINING CENTRE	SOCIAL ASPECTS	51,000.00
Uganda		Orphans Community Based Organisation	SOCIAL ASPECTS	129,900.00
Uganda		Rakai Counsellor's Association	SOCIAL ASPECTS	129,940.00
Uganda		Rubaga Youth Development Association	SOCIAL ASPECTS	66,842.00
Uganda		Uganda Women Concern Ministry	SOCIAL ASPECTS	114,051.00
Uganda		Uganda Women's Effort to Save Orphans, Mbale Branch	SOCIAL ASPECTS	116,813.00
Uganda		Uganda Youth Development Link	SOCIAL ASPECTS	66,834.00
Uganda		UGANDA YOUTH DEVELOPMENT LINK, UYDEL	SOCIAL ASPECTS	66,834.00
Ukraine		UKRAINIAN STATE EMPLOYMENT SERVICE TRAINING INSTITUT	TRAINING	54,000.00
United Kingdom		ERGON ASSOCIATES LTD	FEASIBILITY STUDIES	59,000.00
United Kingdom		INTERNATIONAL HYDROPOWER ASSOCIATION	FEASIBILITY STUDIES	27,800.00
United Kingdom		STEPHENSON & ASSOCIATES LTD.	SYSTEM DESIGN AND DEVELOPMENT	155,616.00
United Kingdom		TERRA FIRMA ASSOCIATES LTD	TELECOMMUNICATIONS	38,784.80
United Kingdom		UNIVERSITY COLLEGE LONDON (UCL)	FEASIBILITY STUDIES	50,000.00
United Kingdom		WOMEN IN INFORMAL EMPLOYMENT GLOBALIZING AND ORGA	ECONOMICS, STATISTICS, FEASIBILITY, TECHNICAL & OTHER GENERAL STUDIES	87,030.00
United States		ASSOCIATES FOR INTERNATIONAL MANAGEMENT SERVICES	ECONOMICS, STATISTICS, FEASIBILITY, TECHNICAL & OTHER GENERAL STUDIES	151,825.00
United States		EX LIBRIS (USA) INC.	VENDOR-SPECIFIC SOFTWARE SUPPORT AND MAINTENANCE	47,000.00
United States		FREEDOM FROM HUNGER	SUBSIDIES	64,000.00
United States		GUY CARPENTER & COMPANY LLC	SUBSIDIES	190,000.00
United States		IBRD-INTERNATIONAL BANK FOR RECONSTRUCTION & DEVELO	GENERAL MANAGEMENT SERVICES	221,558.74
United States		INNOVATIONS FOR POVERTY ACTION	SUBSIDIES	34,980.00
United States		INTER-AMERICAN DIALOGUE	FEASIBILITY STUDIES	32,212.00
United States		MICROFINANCE OPPORTUNITIES	SUBSIDIES	150,000.00
United States		MICROFINANCE OPPORTUNITIES	SUBSIDIES	144,331.00
United States		THE FOUNDATION FOR VETERAN, WORKER AND ENVIRONMEN	ECONOMICS, STATISTICS, FEASIBILITY, TECHNICAL & OTHER GENERAL STUDIES	368,703.00
United States		UNITED NATIONS - NEW YORK	LANGUAGE SERVICES	34,800.00
Viet Nam		BOE - MINISTRY OF LABOUR	SOCIAL ASPECTS	60,740.00
Viet Nam		HIPT GROUP JOINT STOCK COMPANY	COMPUTER RELATED SERVICES	1,451,475.00
Viet Nam		HIPT GROUP JOINT STOCK COMPANY	COMPUTER RELATED SERVICES	1,165,179.98
Zambia		African Network for the Prevention and Protection against Child Abuse	NA	172,187.00
ITC				
Burkina Faso		JOLY HOTEL	ITC sponsored Conferences/Seminars/Workshops	43,441.32
Denmark		PHOENIX DESIGN AID A/S	Printing services	33,604.51
France		IBIS PARIS GARE DU NORD CHATEAU LONDON	Trade fairs and exhibitions	35,722.94
Hong Kong, China (SAR)		IPSOS HONG KONG LIMITED	Trade Survey - NTM	61,800.00
Hungary		PRESSFLEX	Website design	30,175.94
India		ECONOMIC LAWS PRACTICE	Trade Survey - NTM	46,000.00
India		HOTEL LELEAVENTURE LIMITED	ITC sponsored Conferences/Seminars/Workshops	73,136.08
Luxembourg		IMPRIMERIE CENTRALE SA	Printing services	51,839.68
Netherlands		CLOTHING CONNECT B.V.	Market research	35,600.00
Peru		IPSOS APOYO OPINION Y MERCADO SA	Trade Survey - NTM	39,400.00
Rwanda		DR CONSULTING LTD	Trade Survey - NTM	39,500.00
Spain		CELER PAWLOWSKY S.L.	Translation	105,584.04
Switzerland		AMAUDRUZ SA (LAUSANNE)	Electrical installations maintenance and repair	37,700.59
Switzerland		AMERICAN EXPRESS INTERNATIONAL, INC	Travel	5,367,736.00
Switzerland		ATKIS SA	Office building cleaning services	262,640.04
Switzerland		FIPOLI-FONDATION DES IMMEUB. ORGAN.INTERN.	Office building rental	1,031,944.72
Switzerland		GRAPHAX SA	Photocopiers rental/lease	166,930.30
Switzerland		HORVATH & PARTNER AG	Evaluation and evaluation research	86,940.00
Switzerland		INTERNATIONAL COMPUTING CENTRE	IT Operations, Maintenance And Support	120,104.00
Switzerland		MINERG-APPELSA SERVICES SA	General building maintenance and repair	35,499.47
Switzerland		NEXTIRAONE	Communication equipment maintenance and repair	42,131.37
Switzerland		OCE (SUISSE) SA	Printing equipment rental	262,199.26
Switzerland		SECURITON SA	Security installations maintenance and repair	47,277.83
Switzerland		SERVICES INDUSTRIELS DE GENEVE	Communication equipment rental	53,666.86
United Kingdom		EKTRON EUROPE LIMITED	Website design	332,915.00
United Kingdom		HEIDRICK AND STRUGGLES (UK) LTD	Personnel research Advertising (ITC Vacancies) / Executive Search	65,000.00
United Kingdom		PROVENTEQ LTD	Website design	74,520.00
Viet Nam		CONG TY TNHH KHACH SAN NHA HAT	ITC sponsored Conferences/Seminars/Workshops	39,540.00
Viet Nam		OCEAN PLACE JV COMPANY LTD	ITC sponsored Conferences/Seminars/Workshops	39,540.00
ITU				
Afghanistan		Jawid Ahmad, Kabul	Subcontrat UIT-D	59,999.80
Australia		AUSTRALIAN COMMUNICATIONS	Subcontrat UIT-D	61,627.10
Canada		LEXUM INFORMATIQUE JURIDI	Subcontrat UIT-D	28,778.70
Canada		TEMIC	External services - Miscellaneous	67,173.43
Canada		TEMIC	External services - Miscellaneous	49,975.03
Canada		TEMIC	Subcontrat UIT-D	59,582.95
Canada		TEMIC	Subcontrat UIT-D	63,617.71
France		Anamesia	Other service agreement	2,136,108.75
Germany		INGRES GERMANY GMBH	Rental - Computer systems	71,231.65
India		MOURISOFT SOLUTION PVT	External services - Consulting	30,037.45
St Kitts&Nevis		MULTIMEDIA UNIVERSITY COL	Subcontrat UIT-D	76,407.91
Switzerland		ARLING SA	Subcontrat UIT-D	29,619.62
Switzerland		ARLING SA	Subcontrat UIT-D	33,274.14
Switzerland		DEV. TV	Other service agreement	38,219.33
Switzerland		EMC COMPUTER SYSTEMS AG	IT consulting fees (invest.)	32,357.41
Switzerland		EMC COMPUTER SYSTEMS AG	Rental - Computer systems	252,902.61
Switzerland		EMC COMPUTER SYSTEMS AG	Rental - Computer systems	34,619.04
Switzerland		E-SECURE SARL	Rental - Computer systems	43,369.25
Switzerland		HEWLETT-PACKARD (CH) AG	Rental - Computer systems	29,465.08
Switzerland		INSIGHT TECHNOLOGY SOLUTI	Rental - Computer systems	76,544.30
Switzerland		KAPPELER J. SA	Other service agreement	27,158.47
Switzerland		MICROSOFT AG	External services - Consulting	30,392.30
Switzerland		NEXTIRAONE SCHWEIZ GMBH	Rental - Computer systems	43,297.30
Switzerland		PCL PRESSES CENTRALES SA	External services - Printing publication	77,230.41
Switzerland		PCL PRESSES CENTRALES SA	External services - Printing publication	26,935.01
Switzerland		PRESSES CENTRALES LAUSANN	External services - Advertising	143,827.34
Switzerland		PRESSES CENTRALES LAUSANN	External services - Advertising	114,471.96
Switzerland		PREZIOSO	Maintenance building	686,831.75
Switzerland		PRICEWATERHOUSECOOPERS SA	IT consulting fees (invest.)	28,617.99
Switzerland		SAP	Maintenance building	107,794.43
Switzerland		SAP	Rental - Computer systems	232,011.77
Switzerland		SAP	Rental - Computer systems	33,387.65
Switzerland		SMARTWAVE SA	External services - Consulting	67,920.03
Switzerland		TOP-NET SERVICE SA	On-site installation expenses	33,387.65
Switzerland		TOP-NET SERVICE SA	On-site installation expenses	33,387.65
Switzerland		VERISIGN	Rental - Computer systems	33,664.88
Switzerland		XEROX AG	Rental - Photocopiers	30,761.48

Major Contracts for Services Placed by Agency During 2010 (Contracts of \$30,000 or more)

Agency	Location of contractor	Name of contractor	Description of services	Contract value USD
ITU Continued				
United Kingdom		Axicom	External services - Marketing	376,059.46
United Kingdom		Microsoft - Agreement no. 54E60110, SGN- 1-146QR47	Rental - Computer systems	259,380.24
United Kingdom		VOCUS EUROPE	External services - Miscellaneous	37,093.04
United Kingdom		WHAM	External services - Marketing	37,761.96
United States		XIRRUS INC.	Rental - Computer systems	37,256.44
OPCW				
Belgium		PRICEWATERHOUSECOOPERS REVISEURS DENTREPRISES	MANAGEMENT CONSULTANCY	57,362.82
Belgium		PRICEWATERHOUSECOOPERS REVISEURS DENTREPRISES	MANAGEMENT CONSULTANCY	40,753.48
Belgium		PRICEWATERHOUSECOOPERS REVISEURS DENTREPRISES	MANAGEMENT CONSULTANCY	2,038,976.75
Finland		UNIVERSITY OF HELSINKI	ENGINEERING TRAINING	40,024.01
Netherlands		B&F PROPERTY MANAGEMENT B.V.	OFFICE BUILDING RENTAL	529,745.98
Netherlands		DE NES, FREDERIC C.	OFFICE BUILDING RENTAL	10,053.73
Netherlands		DIMENSION DATA NEDERLAND BV	MAINTENANCE AND REPAIR SERVICES	37,583.95
Netherlands		ENECO ENERGIE SERVICES BV	STEAM AND HOT WATER SUPPLY (DISTRICT)	46,925.65
Netherlands		FRIS INVESTMENT CARE (EX-B&F PROPERTY MANAG.)	OFFICE BUILDING RENTAL	27,517.04
Netherlands		INFOR GLOBAL SOLUTIONS BV	PC SOFTWARE MAINTENANCE AND SUPPORT	194,135.30
Netherlands		INFOTEC NEDERLAND B.V. (EX DANKA NEDERLAND)	PHOTOCOPIERS RENTAL/LEASE	76,143.22
Netherlands		INFOTEC NEDERLAND B.V. (EX DANKA NEDERLAND)	PHOTOCOPIERS RENTAL/LEASE	15,356.27
Netherlands		ISS CLEANING SERVICES	CLEANING SERVICES	82,589.62
Netherlands		ISS CLEANING SERVICES	CLEANING SERVICES	53,032.35
Netherlands		JOINT ANALYTICAL SYSTEMS BENELUX BV (JSB)	SCIENTIFIC EQUIPMENT MAINTENANCE AND	80,457.00
Netherlands		KONICA MINOLTA BUSINESS SOLUTIONS NL B.V.	PHOTOCOPIERS RENTAL/LEASE	87,841.93
Netherlands		KONINKLIJKE TNT POST BV	POSTAL SERVICES	128,094.29
Netherlands		KPN TELECOM. FACTURERING VASTE TELEFONIE	TELECOMMUNICATIONS	32,467.57
Netherlands		KPN TELECOM. FACTURERING VASTE TELEFONIE	TELECOMMUNICATIONS	44,778.87
Netherlands		MAIN ENERGY B.V.	MUNICIPALITY ELECTRICITY SUPPLY	36,036.04
Netherlands		QUINTIQ APPLICATIONS BV	IT RELATED CONSULTANCY	55,642.10
Netherlands		RICOH NEDERLAND BV	PHOTOCOPIERS RENTAL/LEASE	62,258.62
Netherlands		RICOH NEDERLAND BV	PHOTOCOPIERS RENTAL/LEASE	80,469.62
Netherlands		SRI CONSULTING	PRINTING, PUBLISHING AND BOOKBINDING	73,472.56
Netherlands		STEDIN B. V. (ENECO MDD S B.V.)	MUNICIPALITY ELECTRICITY SUPPLY	71,589.86
Netherlands		UNISYS NEDERLAND N.V.	PC SOFTWARE MAINTENANCE AND SUPPORT	179,703.78
Netherlands		VODAFONE LIBERTEL N.V. (MOBIELE ZAKEN)	TELECOMMUNICATIONS	67,028.67
United Kingdom		UNIVERSITY OF SURREY	ENGINEERING TRAINING	32,544.23
PAHO				
Argentina		INST DE EFECTIVIDAD CLINICA SANITARIA.	BUSINESS SERVICES	91,990.00
Brazil		AIDIS - BRAZIL	BUSINESS SERVICES	32,000.00
Brazil		CENTRO DE ESTUDOS E PESQUISA EM SAUDE C	BUSINESS SERVICES	41,100.00
Brazil		FUNDAÇÃO FACULDADE DE MEDICINA.	BUSINESS SERVICES	30,000.00
Canada		CHUM/USI.	BUSINESS SERVICES	126,605.00
Canada		UNIV OF BRITISH COLUMBIA	BUSINESS SERVICES	80,400.00
Colombia		UNIVERSIDAD DE ANTIOQUIA	BUSINESS SERVICES	113,000.00
Colombia		UNIVERSIDAD DE CARTAGENA.	BUSINESS SERVICES	91,575.00
Colombia		UNIVERSIDAD NACIONAL DE COLOMBIA.	BUSINESS SERVICES	50,199.00
Guatemala		INCAP.	BUSINESS SERVICES	32,250.00
Mexico		INSTITUTO NACIONAL DE SALUD PUBLICA.	BUSINESS SERVICES	78,699.06
Mexico		NEUTECHNICK S.A. DE C.V.	BUSINESS SERVICES	192,607.00
Mexico		PADRON GONZALEZ, GUILLERMO JULIO	BUSINESS SERVICES	30,000.00
Mexico		UNIVERSIDAD AUTONOMA DE YUCATAN.	BUSINESS SERVICES	78,000.00
Spain		EDEX CENTRO DE RECURSOS COMUNITARIOS.	BUSINESS SERVICES	37,430.74
Switzerland		INTERNATIONAL COMPUTING CENTER (ICC)	TECHNICAL SERVICES	2,058,303.00
Switzerland		SWISS TROPICAL INSTITUTE	BUSINESS SERVICES	80,500.00
United Kingdom		LONDON SCHOOL OF HYG & TR	BUSINESS SERVICES	180,000.00
United States		AETNA GLOBAL BENEFITS	INSURANCE CLAIMS ADMIN	660,024.24
United States		AUGUST, JOSEPH THOMAS	BUSINESS SERVICES	40,223.46
United States		BRIGHTKEY, INC.	BUSINESS SERVICES	81,200.00
United States		CAMPBELL & COMPANY.	BUSINESS SERVICES	42,000.00
United States		CARDON SOLUTIONS, LLC.	BUSINESS SERVICES	71,175.00
United States		CARTRIDGE TECHNOLOGIES	MAINTENANCE AND REPAIR SE	36,234.00
United States		COGSDALE HOLDINGS, LTD.	COMPUTER EQUIPMENT MAINTENANCE	184,205.00
United States		COHEN, ISAAC	BUSINESS SERVICES	40,000.00
United States		COMPUCOM SYSTEMS, INC.	TECHNICAL SERVICES	313,229.12
United States		COURTYARD BY MARRIOTT NEW YORK MANHATTAN.	BUSINESS SERVICES	186,299.00
United States		CWX GROUP, LLC.	TECHNICAL SERVICES	90,720.00
United States		DELL MARKETING L.P	COMPUTER SOFTWARE LICENSE	47,423.26
United States		DEVELOPMENT CONNECTIONS.	BUSINESS SERVICES	30,000.00
United States		DHL WORLDWIDE EXPRESS	DELIVERY SERVICES	253,636.48
United States		DUBNA SYSTEMS, LLC	BUSINESS SERVICES	155,960.00
United States		E GROUP, INC.	LOGISTICS	35,000.00
United States		ECRI.	BUSINESS SERVICES	30,790.00
United States		EDINGTON, PEEL & ASSOCIATES	LEGAL SERVICES	102,000.00
United States		EDUCATION DEVELOPMENT CENTER (EDC).	BUSINESS SERVICES	53,218.00
United States		ELUMINATE, INC	COMPUTER SOFTWARE LICENSE	124,146.00
United States		FUNCTION ENTERPRISES, INC.	CONSTRUCTION SERVICES	107,000.00
United States		GENERAL SECRETARIAT OF TH	LEASE/RENTAL SERVICES	621,922.00
United States		GOLDIE, SUE	BUSINESS SERVICES	60,000.00
United States		HEWITT ASSOCIATES.	BUSINESS SERVICES	112,500.00
United States		INTERNATIONAL BUILDING SE	BUSINESS SERVICES	1,169,979.33
United States		INTL ASSOC OF PHYSICIANS IN AIDS CARE *	BUSINESS SERVICES	52,000.00
United States		KARN CHARUHAS CHAPMAN & TWOHEY.	BUSINESS SERVICES	118,837.00
United States		KC-DC CONSULTING, INC	BUSINESS SERVICES	177,120.00
United States		KORITZINSKY, GARY M.	HEALTH ROOM SERVICES	204,000.00
United States		MSLI CP	COMPUTER SOFTWARE LICENSE	245,997.42
United States		NORTEC COMMUNICATIONS, INC.	TECHNICAL SERVICES	44,200.00
United States		POTOMAC ELECTRIC POWER CO	BUSINESS SERVICES	596,000.00
United States		SELECT INTERNATIONAL.	BUSINESS SERVICES	31,750.00
United States		STATE PLAZA HOTEL	HOTELS	46,560.00
United States		STRATEGIC PARTNERS, INC	BUSINESS SERVICES	171,972.72
United States		SUCCESS FACTORS.	BUSINESS SERVICES	36,300.00
United States		TELEFONICA USA, INC.	TELEPHONE SYSTEMS	260,320.00
United States		THE JUDGE GROUP.	BUSINESS SERVICES	199,040.00
United States		THOMAS RUTHERFORD INC.	BUSINESS SERVICES	72,285.00
United States		TOSCANO, CRISTIANA M.	BUSINESS SERVICES	203,845.00
United States		TRAUMA FOUNDATION.	BUSINESS SERVICES	30,000.00
United States		TRAVEL-ON LTD.	BUSINESS SERVICES	185,032.00
United States		UNIV OF NORTH CAROLINA- HPAA	TRAINING SERVICES	232,032.00
United States		UPS	DELIVERY SERVICES	180,000.00
United States		VB CONSULTING ASSOCIATES	BUSINESS SERVICES	147,280.00
United States		WASHINGTON GAS.	BUSINESS SERVICES	225,000.00
United States		WILEY SUBSCRIPTION SERVICES INC	SUBSCRIPTION	120,933.14
United States			CLEANING SERVICES	445,600.00
UNDP				
Afghanistan		1 TV	Print Media Adverts for ECC	39,610.00
Afghanistan		AFGHAN CONTRACT CONSTRUCTION AND ROAD	CONSTRUCTION OF NEW OFFICE BUILDING	81,280.00
Afghanistan		AFGHAN INSTITUTE OF BUSINESS MANAGEMENT	Internship program for the Eas	97,850.00
Afghanistan		AFGHAN INSTITUTE OF BUSINESS MANAGEMENT	Internship program for the East Reg	97,850.00
Afghanistan		AFGHAN INSTITUTE OF BUSINESS MANAGEMENT	Internship programme for IARCSC Esa	32,620.00
Afghanistan		AFGHAN MANAGEMENT & MARKETING CONSULTANT	Conduct preception survey of S	73,570.00
Afghanistan		AFGHAN MANAGEMENT & MARKETING CONSULTANT	Conduct preception survey of Sub-na	147,140.00
Afghanistan		AFGHAN WOMEN'S NETWORK	community mobilization and leg	63,800.00
Afghanistan		AFGHAN WOMEN'S NETWORK	community mobilization and legal li	99,690.00
Afghanistan		AFGHANISTAN HUMAN RIGHTS ORGANIZATION	AHRO to prepare legal document on c	42,610.00
Afghanistan		AFGHANISTAN INFORMATION MANAGEMENT SERV	AIMS NEX ADV CLEARANCE	35,330.00
Afghanistan		AFGHANISTAN INFORMATION MANAGEMENT SERV	AIMS Nex Adv Clearance	163,400.00
Afghanistan		AFGHANISTAN INFORMATION MANAGEMENT SERV	AIMS Nex Adv Clearance 3rd Q 10	157,540.00
Afghanistan		AFGHANS DEVELOPMENT SERVICES & SOLIDARIT	TO 018	67,090.00
Afghanistan		AFGHANS DEVELOPMENT SERVICES & SOLIDARIT	TO018	65,310.00
Afghanistan		AGENCY FOR ASSISTANCE AND DEVELOPMENT	Provision of Internship Traini	99,030.00
Afghanistan		ALPHA AUTO SERVICES	Vehicle spare parts & R&M	105,620.00
Afghanistan		AMIR MOHAMMAD FAQIRI	HRSU Lease Agreement payment for si	31,330.00

Major Contracts for Services Placed by Agency During 2010 (Contracts of \$30,000 or more)

Agency	Location of contractor	Name of contractor	Description of services	Contract value USD
Afghanistan	UNDP Continued	AMIR MOHAMMAD FAQIRI	HRSU Office 6M Adv Rent Paymet	30,570.00
Afghanistan		ARCHITECTURAL AND ENGINEERING COMPANY	Rehabilitation of justice resi	52,980.00
Afghanistan		ARCHITECTURAL AND ENGINEERING COMPANY	Rehabilitation of justice residenti	92,440.00
Afghanistan		ARIA TARGET LOGISTICS SERVICES	LTA No. 039/2010 - Aria Target	1,325,750.00
Afghanistan		ARIA TARGET LOGISTICS SERVICES	LTA No. 039/2010 - Aria Target Logi	2,489,960.00
Afghanistan		ARLAS CONSULTANT	Expense Distribution	48,280.00
Afghanistan		ASIA BANA CONSTRUCTION COMPANY	Pay for Const of k-s W.H HQ	363,030.00
Afghanistan		ASIA PARWAN INT. TRANS. CO. LTD.	LTA No. 040/2010 - Asia Parwan	565,960.00
Afghanistan		ASIA PARWAN INT. TRANS. CO. LTD.	LTA No. 040/2010 - Asia Parwan Inte	1,277,860.00
Afghanistan		ATLANTIS CONSTRUCTION CO.LTD	Construction of the Parking Space f	53,380.00
Afghanistan		AWAZ COMMUNICATIONS	Media Campaign for the UN Day	44,530.00
Afghanistan		AWCC	1000 AFN denomination" credi"	104,310.00
Afghanistan		BRITISH COUNCIL KABUL	Payment to British council fo	60,230.00
Afghanistan		CENTER FOR AFGHAN CIVIL SOCIETY SUPPORT	30% Adv Mobilization Payment	61,370.00
Afghanistan		CENTER FOR AFGHAN CIVIL SOCIETY SUPPORT	Conduct village public awarene	61,370.00
Afghanistan		CENTER FOR AFGHAN CIVIL SOCIETY SUPPORT	Conduct village public awareness ca	204,560.00
Afghanistan		CONNECT TELECOM LTD.	Pymnt of thur Set & Sim#1122	276,000.00
Afghanistan		CONNECT TELECOM LTD.	Thuraya pre-paid air time cred	160,650.00
Afghanistan		CONNECT TELECOM LTD.	Thuraya solar charger	33,000.00
Afghanistan		CTG GLOBAL FZC	ASGP - HR support (Salaries an	187,530.00
Afghanistan		CTG GLOBAL FZC	ASGP - HR support (Salaries and com	604,350.00
Afghanistan		CTG GLOBAL FZC	ELECT- HR support (Salaries an	1,896,150.00
Afghanistan		CTG GLOBAL FZC	ELECT- HR support (Salaries and com	3,740,280.00
Afghanistan		CTG GLOBAL FZC	HR Support Company Fees	574,060.00
Afghanistan		CTG GLOBAL FZC	HR Support Salaries	1,379,420.00
Afghanistan		DELIGHT SIGN SERVICE & ADVERTISING CO	Designing and Printing of PLAU	52,500.00
Afghanistan		E. C. L. AFGHAN LTD	ADJUSTMNT TO V#00091213	31,910.00
Afghanistan		E. C. L. AFGHAN LTD	Diesel for Country office Gene	62,880.00
Afghanistan		E. C. L. AFGHAN LTD	Diesel Fuel for Elect Generators fo	57,690.00
Afghanistan		E. C. L. AFGHAN LTD	Fuel for CO	153,300.00
Afghanistan		E. C. L. AFGHAN LTD	Fuel for Generators and vehicl	34,820.00
Afghanistan		E. C. L. AFGHAN LTD	Fuel for generators and vehicl	31,420.00
Afghanistan		E. C. L. AFGHAN LTD	Fuel for ROs	153,630.00
Afghanistan		E. C. L. AFGHAN LTD	Fuel payment, Inv. #: 0072-Jun	47,910.00
Afghanistan		E. C. L. AFGHAN LTD	Fuel payment: inv. # 0002-May	40,040.00
Afghanistan		E. C. L. AFGHAN LTD	Fuel payment: inv. # 0029-July	49,060.00
Afghanistan		E. C. L. AFGHAN LTD	payment for the ECL company fo	34,550.00
Afghanistan		E. C. L. AFGHAN LTD	payment for the ECL company for the	34,560.00
Afghanistan		EDUCATION & TRAINING CENTER FOR POOR	30%Adv Cont#UNDP/AFG/2010/0074	43,120.00
Afghanistan		EDUCATION & TRAINING CENTER FOR POOR	Lot (3):awareness raising in p	43,120.00
Afghanistan		EDUCATION & TRAINING CENTER FOR POOR	Lot (3):awareness raising in protec	143,720.00
Afghanistan		EDUCATION & TRAINING CENTER FOR POOR	Lot (4): To raise legal awaren	39,180.00
Afghanistan		EDUCATION & TRAINING CENTER FOR POOR	Lot (4): To raise legal awareness o	130,600.00
Afghanistan		EISAR SHUGUFAN LTD	JHRA/PLAU TV and Radio broadca	79,700.00
Afghanistan		ETEFAQ BAMYAN INT. TRANSPORT CO.	Adjustment of Voch# 82914	1,419,600.00
Afghanistan		ETEFAQ BAMYAN INT. TRANSPORT CO.	Provision of Toyota Land Cruiser Ve	35,260.00
Afghanistan		ETEFAQ BAMYAN INT. TRANSPORT CO.	Provision of Transportation Se	208,530.00
Afghanistan		ETEFAQ BAMYAN INT. TRANSPORT CO.	Provision of Transportation Service	246,480.00
Afghanistan		ETEFAQ BAMYAN INT. TRANSPORT CO.	Rent of Toyota Surf vehicles f	46,600.00
Afghanistan		ETEFAQ BAMYAN INT. TRANSPORT CO.	Rent of Toyota Surf vehicles f	55,620.00
Afghanistan		ETEFAQ BAMYAN INT. TRANSPORT CO.	Rent vehicles ECC 23/10-22/11/	49,290.00
Afghanistan		ETEFAQ BAMYAN INT. TRANSPORT CO.	Transportation of staff - IEC	1,419,600.00
Afghanistan		FEROOGH NOOR FILM	Lot (2): Awareness raising in	42,030.00
Afghanistan		FEROOGH NOOR FILM	Lot (2): Awareness raising in famil	140,090.00
Afghanistan		FEROOGH NOOR FILM	Lot (5): Village public awareness	127,840.00
Afghanistan		FEROOGH NOOR FILM	Lot(1): Land Law Trainings fo	39,030.00
Afghanistan		FEROOGH NOOR FILM	Lot(1): Land Law Trainings for Jus	130,090.00
Afghanistan		FORD CONSTRUCTION COMPANY	Amendment n 1 Security upgrades of	89,690.00
Afghanistan		GANDEERAY	Contracing Gandeeray for Radio prod	52,310.00
Afghanistan		GOOD PERFORMANCE INITIATIVE (GPI)	Clearance of GPI Nex Adv 3rdQ	159,500.00
Afghanistan		GOOD PERFORMANCE INITIATIVE (GPI)	Clearance of Nex Advance	53,080.00
Afghanistan		GOOD PERFORMANCE INITIATIVE (GPI)	GPI Adv Clearance 1st Q 2010	121,810.00
Afghanistan		GOOD PERFORMANCE INITIATIVE (GPI)	GPI NEX ADV CLEARANCE 3rd Q	210,290.00
Afghanistan		GOOD PERFORMANCE INITIATIVE (GPI)	GPI Nex Adv Clearance 3rd Q 10	120,610.00
Afghanistan		GOOD PERFORMANCE INITIATIVE (GPI)	GPI Nex Adv Clearance Q2 2010	454,000.00
Afghanistan		GOOD PERFORMANCE INITIATIVE (GPI)	GPI Nex Advance Clearance4thQ	197,540.00
Afghanistan		HAJI ABDUL HASHIM	House Rent Oct2010 - Nov 2011)	48,000.00
Afghanistan		HAMAYUN MANSORY JV ALPHA TEAM	Construction works of Media Ce	253,620.00
Afghanistan		HUMANITARIAN ASSISTANCE MUSKA (HAM)	First 30%Mobilization Payment	40,530.00
Afghanistan		HUMANITARIAN ASSISTANCE MUSKA (HAM)	Lot (7):	135,090.00
Afghanistan		IDG SECURITY AFGHANISTAN LTD	Gurkha Guards for UNDP Compoun	48,850.00
Afghanistan		IDG SECURITY AFGHANISTAN LTD	Gurkha Guards for UNICA Guesth	47,130.00
Afghanistan		IDLG PROVINCIAL GOVERNOR	Adju COA- Femal Serach Nangarh	31,050.00
Afghanistan		IDLG PROVINCIAL GOVERNOR	Expense Distribution	104,800.00
Afghanistan		IKHLAS SULTANI LTD	Lease of generators for PECC 3	188,520.00
Afghanistan		IKHLAS SULTANI LTD	Lease of generators for PECC 34 loc	218,920.00
Afghanistan		INTERNAT WEITERBILDUNG UND ENTWICKLUNG	Payment to InWent for providin	181,850.00
Afghanistan		INTERNATIONAL CONSTRUCTION MANAGMENT	Upon 50% Completion of works	49,570.00
Afghanistan		INTERNEWS	Provision of Media Training Pr	107,330.00
Afghanistan		IO GLOBAL SERVICES PRIVATE LIMITED	Equipment installation for 10 new l	33,250.00
Afghanistan		IO GLOBAL SERVICES PRIVATE LIMITED	Internet bandwidth charges for	592,130.00
Afghanistan		IO GLOBAL SERVICES PRIVATE LIMITED	Internet bandwidth charges for 32 l	201,600.00
Afghanistan		IO GLOBAL SERVICES PRIVATE LIMITED	Internet bandwidth charges for 8 mo	30,780.00
Afghanistan		IO GLOBAL SERVICES PRIVATE LIMITED	Internet bandwidth charges for ECC	69,260.00
Afghanistan		IO GLOBAL SERVICES PRIVATE LIMITED	Internet bandwidth charges for IEC	463,100.00
Afghanistan		IO GLOBAL SERVICES PRIVATE LIMITED	Internet Connection for Balkh,	41,050.00
Afghanistan		IO GLOBAL SERVICES PRIVATE LIMITED	Internet services for the Peri	42,400.00
Afghanistan		IO GLOBAL SERVICES PRIVATE LIMITED	Provision and Installation of V-sat	33,250.00
Afghanistan		KABUL ENGINEERING TECHNICAL NGO OF	DNR Adj from Core to AUsAid	56,410.00
Afghanistan		KABUL ENGINEERING TECHNICAL NGO OF	DNR Adj from core to ausaid	56,410.00
Afghanistan		KABUL ENGINEERING TECHNICAL NGO OF	Uruzgan Internship programme	112,820.00
Afghanistan		Kabul Temp Staff Salaries	Kbl Tern DFCs St Sal Jul-Sep 10	213,160.00
Afghanistan		KAVA INT. TRANSIT & FORWARDING LTD.	LTA No. 041/2010 - Kava Intern	2,168,560.00
Afghanistan		KAVA INT. TRANSIT & FORWARDING LTD.	LTA No. 041/2010 - Kava Internation	2,479,890.00
Afghanistan		KHALIQI CONSTRUCTION & ROAD BUILDING LTD	CONSTRUCTION OF NEW JOINT BUILDINGN	91,230.00
Afghanistan		KPMG AFGHANISTAN LIMITED	Being our professional charges	32,970.00
Afghanistan		Legal right education act	Lot (7): Legal right educatio	81,060.00
Afghanistan		MAMA KHEL TRANSPORT COMPANY	LTA No. 042/2010 - Mama Khel T	2,368,420.00
Afghanistan		MAMA KHEL TRANSPORT COMPANY	LTA No. 042/2010 - Mama Khel Transp	2,913,080.00
Afghanistan		MASHAL CONSTRUCTION AND PRODUCTION	Construction and Renovation of	98,090.00
Afghanistan		MAZHAR MILAD LOGISTICS SERVICES COMPANY	Rental Land Cruiser Parado model 20	36,000.00
Afghanistan		MEDIA SUPPORT PARTNERSHIP AFGHANISTAN	Provision of Script Writing, p	58,100.00
Afghanistan		MEDIA SUPPORT PARTNERSHIP AFGHANISTAN	Provision of Script Writing, produc	62,760.00
Afghanistan		MOHAMMAD BAHIR KARGAR (LAND LORD)	TO03.03	69,000.00
Afghanistan		MOHAMMAD ESSA	TO#008 & TO#017	39,600.00
Afghanistan		MOHAMMAD ESSA	TO017	39,600.00
Afghanistan		MOHAMMAD NASIM	Rent for the house in Shahr-E-Naw,	34,200.00
Afghanistan		MOHAMMAD YOUNOS	Extension of the Lease for ECC	138,600.00
Afghanistan		MOHAMMAD YOUNOS	Lease for 12 Month from (1 Apr	40,800.00
Afghanistan		MOHAMMAD ZAMEER	6 months rent UR10 June-Nov 20	57,000.00
Afghanistan		NAEEMI SAFI CONSTRUCTION AND	CONSTRUCTION OF NEW JOINT BUILDINGN	88,540.00
Afghanistan		NAEEMI SAFI CONSTRUCTION AND	Final Payment Except 10 Retent	208,100.00
Afghanistan		NAEEMI SAFI CONSTRUCTION AND	NSCC First Payment	81,140.00
Afghanistan		NASEEB AND ZAHEN CONSTRUCTION COMPANY	Supply and Montlage of Power Station	48,580.00
Afghanistan		NATIONAL FUEL INC (KABUL)	Diesel Fuel for Elect Project	31,140.00
Afghanistan		National Society for Earthquake Technolo	Provision of Technical Service	32,510.00
Afghanistan		NAWI KUNDUZ CONSTRUCTION COMPANY	CONSTRUCTION OF A RESERVOIR IN ALI	129,780.00
Afghanistan		NAWI KUNDUZ CONSTRUCTION COMPANY	CONSTRUCTION OF A LOCAL DISTRIBUTIO	220,610.00
Afghanistan		NAWI KUNDUZ CONSTRUCTION COMPANY	CONSTRUCTION OF LOCAL DISTRIBUTION	153,830.00
Afghanistan		NAWI KUNDUZ CONSTRUCTION COMPANY	LOT-1 Rehabilitation of Male Dete	186,160.00

Major Contracts for Services Placed by Agency During 2010 (Contracts of \$30,000 or more)

Agency	Location of contractor	Name of contractor	Description of services	Contract value USD
UNDP Continued				
Afghanistan		NAWI KUNDUZ CONSTRUCTION COMPANY	Lot-2Rehabilitation of Kishem dist	209,640.00
Afghanistan		NAZARI ROSTAM CO LTD (NRC)	WELL DEVELOPMENT AND CONSTRUCTION O	110,710.00
Afghanistan		NEW JABUL SARAJ TRANSPORT CO.	Transportation of Public Outre	40,470.00
Afghanistan		NEWAI WARDAK TRANSPORT UNION	ADJUSTMENT OF VOUCH# 84322	786,110.00
Afghanistan		NEWAI WARDAK TRANSPORT UNION	Rent of 10 Tons, 5 Tons and Va	786,110.00
Afghanistan		NEWAI WARDAK TRANSPORT UNION	Rent of Toyota Surf vehicles f	91,190.00
Afghanistan		NEWAI WARDAK TRANSPORT UNION	Transportation of staff - IEC	1,783,170.00
Afghanistan		OBIDULLAH (RENTEL CAR OWNER)	Rent of cars Nov&Dec CSC	31,330.00
Afghanistan		ORCA LTD	House Hold Survey for NHDR 201	39,600.00
Afghanistan		ORCA LTD	House Hold Survey for NHDR 2010	79,200.00
Afghanistan		PARWAN GROUP LTD	RDP#244-Vehicles-Drug Rehab	377,200.00
Afghanistan		POLICY ANALYSIS & DEVELOPMENT (MoLSAMD)	Cince1inst MoLSAMD NEX adv 10	76,250.00
Afghanistan		POLICY ANALYSIS AND DEVELOPMENT PROJECT	Cirn 2 Inst 09 NEX adv MOCI2/2	34,500.00
Afghanistan		PROFESSIONAL SERVICE SOLUTIONS	Additional amount for the mana	33,330.00
Afghanistan		PROFESSIONAL SERVICE SOLUTIONS	Administrative charges	754,750.00
Afghanistan		PROFESSIONAL SERVICE SOLUTIONS	Lease Agreement of ECC offices	315,970.00
Afghanistan		PROFESSIONAL SERVICE SOLUTIONS	Lease Agreement of ECC offices from	496,470.00
Afghanistan		PROFESSIONAL SERVICE SOLUTIONS	Location and selection of sui	96,500.00
Afghanistan		PROFESSIONAL SERVICE SOLUTIONS	Location and selection of 33 s	149,850.00
Afghanistan		PROFESSIONAL SERVICE SOLUTIONS	Location and selection of 33 suitab	165,360.00
Afghanistan		PROFESSIONAL SERVICE SOLUTIONS	To act as the signatory for th	205,140.00
Afghanistan		RATEB AZIMI	ADJ V# 87495&84291&81927&91598	115,000.00
Afghanistan		RATEB AZIMI	UNDP Compound rent payment (Ha	132,000.00
Afghanistan		ROSHAN TELECOM DEVELOP.CO. AFG.LTD.	ROSHAN top up cards (\$10 denom	32,960.00
Afghanistan		ROSHAN TELECOM DEVELOP.CO. AFG.LTD.	Top up "500 AFN denomination"	49,360.00
Afghanistan		SABA MEDIA ORGANIZATION SMO	Lot (6): Public awareness rais	118,290.00
Afghanistan		SABA MEDIA ORGANIZATION SMO	Lot (6): Public awareness raising t	197,140.00
Afghanistan		SAYARA MEDIA AND COMMUNICATION	First installment: Script writ	129,370.00
Afghanistan		SAYARA MEDIA AND COMMUNICATION	Second Installment: Production	130,980.00
Afghanistan		SAYARA MEDIA AND COMMUNICATION	Third Installment: Disseminati	174,640.00
Afghanistan		SIFAT CONSTRUCTION CO LTD	CONSTRUCTION OF NEW BUILDING FOR SU	84,240.00
Afghanistan		SKILL TREE GROUP LOGITIC & SUPPLY SERVIC	RDP#198-IT & Office Supplies	172,520.00
Afghanistan		SOCIAL DEVELOPMENT AND LEGAL RIGHTS	Lot (3): Strengthen the capacity of	171,390.00
Afghanistan		SOCIAL DEVELOPMENT AND LEGAL RIGHTS	Lot (1): Raise the knowledge of hum	171,390.00
Afghanistan		STRATEGIC PARTNERSHIP FOR DEVELOPMENT	Four Background Papers, Themati	50,600.00
Afghanistan		STRATEX CONSTRUCTION	Green Village Payment for the	943,580.00
Afghanistan		STRATEX CONSTRUCTION	Green Village Payment for the perio	985,500.00
Afghanistan		STRATEX CONSTRUCTION	Green Village Rent & Accommoda	87,900.00
Afghanistan		STRATEX CONSTRUCTION	Payment to Green Village Guest	708,050.00
Afghanistan		STRATEX CONSTRUCTION	Payment to Green Village Guesthouse	777,000.00
Afghanistan		STRATEX CONSTRUCTION	Rental payment February 2010.	71,650.00
Afghanistan		STRATEX CONSTRUCTION	Rental payment for the month o	71,650.00
Afghanistan		STRATEX CONSTRUCTION	Rental payment January 2010	71,650.00
Afghanistan		STRATEX CONSTRUCTION	Rental payment March 2010.	71,650.00
Afghanistan		UNOPS	Gardez.Elect.office.lease&fuel	45,150.00
Afghanistan		UNOPS	PAY GMAC AND RENT RDP#633	45,150.00
Albania		ENTON ELEZI	Installments as per SSA 10-393	36,620.00
Albania		GENER 2 SHPK	Expense Distribution	31,820.00
Albania		GENER 2 SHPK	Gener 2-office rent for Octobe	30,100.00
Albania		GENER 2 SHPK	Jan 2010 rent	31,820.00
Albania		GERI SHPK	Construction of a Centre	113,320.00
Albania		KIRCHBERGER ALBANIA SHPK	Expense Distribution	67,700.00
Albania		KIRCHBERGER ALBANIA SHPK	Kirchberger AI - First install	134,580.00
Albania		KIRCHBERGER ALBANIA SHPK	Kirchberger AI - Second instal	77,110.00
Albania		KIRCHBERGER ALBANIA SHPK	Kirchberger AI -Third installm	64,250.00
Albania		MINISTRY OF FINANCE - CFCEU - BRAIN GAIN	Expense Distribution	238,600.00
Albania		MJAFT	2nd payment to MJAFT as per th	31,070.00
Albania		TREMA ENGINEERING 2 SHPK	Trema Engineering - First inst	147,710.00
Albania		TREMA ENGINEERING 2 SHPK	Trema Engineering - Second ins	85,840.00
Albania		TREMA ENGINEERING 2 SHPK	Trema Engineering -Third insta	69,500.00
Algeria		ALL BUILDING SERVICE	travaux contrôle d'Accès. fact	39,580.00
Algeria		BELACHI IMEN	location de la villa- janvier	228,980.00
Algeria		BELACHI IMEN	location du la villa	74,720.00
Algeria		BELACHI IMEN	location du la villa (nov/dec)	74,700.00
Algeria		BELACHI IMEN	location du la villa (sep/oct)	74,700.00
Algeria		BELACHI IMEN	REVERSE LOCATION VILLA 1ER SEM	59,560.00
Algeria		BOUKHRIS AHMED ENTREPRISE E.TB	Restauration, curage, rénovati	38,180.00
Algeria		COMPAGNIE GARDIENNAGE PROTECTION SECURIT	revers fact jan/fev/mar/avr/mai	62,300.00
Algeria		COMPAGNIE GARDIENNAGE PROTECTION SECURIT	reverse fact gardiennage 2010	33,730.00
Algeria		HANDICAP INTERNATIONAL	Paieement 2émé tranche HI	40,800.00
Algeria		HITA ABDELATIF	Réhabilitation maison traditio	31,390.00
Algeria		OUADAH OMAR BEN MOHAMED	JV REVERS LOYER PARKING	41,230.00
Algeria		OUADAH OMAR BEN MOHAMED	location du Parking	166,800.00
Algeria		OUADAH OMAR BEN MOHAMED	location du Parking- oct/nov/de	41,220.00
Angola		CESO CI ANGOLA-CONSULTORES INTERN. SARL	Payment of last installment to	76,000.00
Angola		CESO CI ANGOLA-CONSULTORES INTERN. SARL	THIRD INSTALLMENT,25% OF THE	97,770.00
Angola		DELOITTE & TOUCHE AUDITORES LDA.	2009 NGOs/NIM AUDIT AUDIT COST	40,850.00
Angola		FACULDADE DE DIREITO-UAN	DISBURSEMENT FOR2 SEMESTER UAN	85,000.00
Angola		FACULDADE DE DIREITO-UAN	Expense Distribution	85,000.00
Angola		GA Angola Seguros	Nota de Débito Ref:33148F data	31,380.00
Angola		INTERNATIONAL ORGANIZATION FOR MIGRATION	Transf. Funds to OIM/J Programs	80,500.00
Angola		PROMETEUS LDA	Cleaning services for the mont	60,300.00
Angola		PROMETEUS LDA	Payment for cleaning services	50,830.00
Angola		RESTAURANT OASIS	Expense Distribution	83,720.00
Angola		SUSTAINABLE LAND MANAGEMENT PROJECT	FR01-First quarter2010	50,450.00
Angola		SUSTAINABLE LAND MANAGEMENT PROJECT	Partial FR02-2nd quarter 2010	47,380.00
Angola		TOYOTA DE ANGOLA S.A.R.L.	Purchase of Toyota vehicles s	35,250.00
Angola		UNICEF DENMARK	Compra de ARVs per quote CE 10	999,660.00
Angola		UNICEF DENMARK	Compra de ARVs per quote CE 1001103	999,660.00
Argentina		Andreina BOTTO	Administration of candidate pools a	75,600.00
Argentina		ASOC. COOP. FAC. REGIONAL AVELLANEDA	ARG/05/001-INV.7826	162,610.00
Argentina		ASOC. COOP. FAC. REGIONAL AVELLANEDA	ARG/05/001-INV.7989	83,110.00
Argentina		ASOC. COOP. FAC. REGIONAL AVELLANEDA	ARG/05/001-INV.8160	81,850.00
Argentina		ASOC. COOP. FAC. REGIONAL AVELLANEDA	ARG/05/001-INV.8459	95,650.00
Argentina		BEBANATO SA	ARG/09/006-INV.59	136,550.00
Argentina		BEBANATO SA	ARG/09/006-INV.64	42,810.00
Argentina		BEBANATO SA	ARG/09/006-INV.65	59,670.00
Argentina		BEBANATO SA	ARG/09/006-INV.66	59,360.00
Argentina		BECHER Y ASOCIADOS S.R.L.	BDO-INV.1795-AUDIT2009ARG06001	49,850.00
Argentina		BERNARDO KLIJSBERG	SSA 01 Jan. 2011 to 31 Dec 2011	45,000.00
Argentina		CALLMED SA	ARG/08/030-INV.2-3	198,590.00
Argentina		CALLMED SA	ARG/08/030-INV.54	78,920.00
Argentina		CALLMED SA	ARG/08/030-INV.61-62	49,650.00
Argentina		CALLMED SA	ARG/08/030-INV.6-7-8	228,660.00
Argentina		CHERESKY ISIDORO	FO 61245 DEMOG-CHERESKY ISIDORO JUL	32,120.00
Argentina		DELL AMERICA LATINA CORP.	ARG/05/001-INV.190	48,480.00
Argentina		DELL AMERICA LATINA CORP.	ARG/08/030-INV.187	286,360.00
Argentina		DINATECH S.A.	ARG/08/030-INV.6645-6711	329,440.00
Argentina		DINATECH S.A.	ARG/08/030-INV.6772	544,670.00
Argentina		DINATECH S.A.	ARG/08/030-INV.6831	90,910.00
Argentina		DISEGNA S.A.	ARG/08/030-INV.418	30,530.00
Argentina		ENVAPLAST S.R.L.	ARG/05/016-INV.2707-2708-2709	65,890.00
Argentina		ESTUDIOS Y SERVICIOS AMBIENTALES SRL	ARG/07/008-INV.001	64,340.00
Argentina		ESTUDIOS Y SERVICIOS AMBIENTALES SRL	ARG/07/008-INV.02/3/4	192,890.00
Argentina		ESTUDIOS Y SERVICIOS AMBIENTALES SRL	ARG/07/008-INV.212	50,000.00
Argentina		EXCELLENCE SERVICIOS S.A.	ARG/08/030-INV.011	101,200.00
Argentina		EXCELLENCE SERVICIOS S.A.	ARG/08/030-INV.8	271,230.00
Argentina		FAC. LATINOAMERICANA CIENCIAS SOCIALES	FO 61500 -FLACSO PAGO 2/2009	61,000.00
Argentina		FACULTAD DE CIENCIAS ECONOMICAS	ARG/08/030-INV.3927-4091	41,450.00
Argentina		FACULTAD DE CIENCIAS ECONOMICAS	ARG/08/030-INV.5759-5760	40,610.00

Major Contracts for Services Placed by Agency During 2010 (Contracts of \$30,000 or more)

Agency	Location of contractor	Name of contractor	Description of services	Contract value USD
UNDP Continued				
Argentina		FUND CTRO DES. EMPRES. DE MAR DEL PLATA	ARG/08/001-INV 1711	33,260.00
Argentina		FUND. OCTUBRE TRABAJADORES DE EDIFICIOS	ARG/08/030-INV. 1395	34,040.00
Argentina		FUNDACION BARILOCHE	Consultoria para asesorar a la	42,410.00
Argentina		FUNDACION UNIVERSIDAD NACIONAL SAN JUAN	Contratación de los servicios	44,510.00
Argentina		FUNDACION UNIVERSIDAD NACIONAL SAN JUAN	F.09-0097-A. Contratación de l	44,510.00
Argentina		FUTURE BRAND SA	FORM.IDENTIDAD MARCA PAIS	131,930.00
Argentina		GHB NET SA	ARG/08/022-INV 003	30,980.00
Argentina		GMS SA	ARG/09/006-INV.160	80,920.00
Argentina		GMS SA	ARG/09/006-INV.187	53,810.00
Argentina		GMS SA	ARG/09/006-INV.222	53,810.00
Argentina		GRANT THORNTON ARGENTINA S.C.	ARG/04/001-INV.198/207	69,890.00
Argentina		HEWLETT PACKARD ARGENTINA S.R.L.	ARG/05/001-INV.403	165,810.00
Argentina		HEWLETT PACKARD ARGENTINA S.R.L.	ARG/05/001-INV.421	153,900.00
Argentina		HEWLETT PACKARD ARGENTINA S.R.L.	ARG/05/001-INV.484	42,000.00
Argentina		Horacio Manuel Juan BONEO	SSA contract- To conduct evaluation	48,750.00
Argentina		HUMO ROJO S.A.	ARG/08/030-INV 015	56,490.00
Argentina		HUMO ROJO S.A.	ARG/08/030-INV. 14	151,400.00
Argentina		INSUMOS AMG LA PLATA SA	ARG/08/030-INV.368	65,790.00
Argentina		ISCOS	ARG04021 ISCOS 4TO. INFORME TR	56,630.00
Argentina		ISCOS	ARG04021 ISCOS 5TO. INFORME TE	37,380.00
Argentina		ISCOS	ARG04021 ISCOS DESEMBOLSO 85%	48,140.00
Argentina		ISCOS	ARG04021 ISCOS/COCIS TERCER PA	56,630.00
Argentina		KYOSEI SA	ARG/09/006-INV.348	94,280.00
Argentina		LOGICALIS ARGENTINA SA	ARG/05/001-INV.4771	194,060.00
Argentina		LOGICALIS ARGENTINA SA	ARG/06/011-INV 4884	177,140.00
Argentina		LOGICALIS ARGENTINA SA	ARG/08/009-INV.5049	152,220.00
Argentina		MANTILARO STELLA MARIS	ARG/04/001-INV 241	30,470.00
Argentina		MICROSOFT DE ARGENTINA S.A.	ARG/05/001-INV 2436	99,420.00
Argentina		MICROSOFT DE ARGENTINA S.A.	ARG/05/001-INV 2385	36,400.00
Argentina		MICROSOFT DE ARGENTINA S.A.	ARG/05/001-INV.59	99,420.00
Argentina		ONG CISP COMITATO INTER. PER LO SVILUPPO	ARG04021 CISP 4TO INFORME TECN	37,100.00
Argentina		ONG CISP COMITATO INTER. PER LO SVILUPPO	ARG04021 CISP 5TO INFORME TECN	37,100.00
Argentina		ONG CISP COMITATO INTER. PER LO SVILUPPO	ARG04021 ONG CISP COMITATO INT	74,190.00
Argentina		ORG. INTERN. AGROP. SA REBOLLO R. Y ASOC	ARG/07/001-INV 033	107,740.00
Argentina		ORG. INTERN. AGROP. SA REBOLLO R. Y ASOC	ARG/07/001-INV 23/4/5/6	32,500.00
Argentina		RMYA SRL	ARG/08/009-INV. 14	31,750.00
Argentina		Sandra ROJAS	SSA No: 042/2010 23 August 2010 to	32,800.00
Argentina		SANTAMARINA JOSE HECTOR	ARG/09/007-INV. 10	36,610.00
Argentina		SYSTEMS MANAGEMENT SPECIALIST SA	ARG/08/022-INV 116	44,320.00
Argentina		TALLARD TECHNOLOGIES ARGENTINA SA	ARG/08/029-INV.268	51,820.00
Argentina		UNIVERSIDAD NACIONAL GENERAL SAN MARTIN	ARG/09/006-INV.417	31,630.00
Argentina		UNIVERSIDAD NACIONAL GENERAL SAN MARTIN	ARG/09/006-INV.419	31,550.00
Argentina		UNIVERSIDAD NACIONAL GENERAL SAN MARTIN	ARG/09/006-INV.421	31,550.00
Argentina		UNIVERSIDAD TECNOLOGICA NACIONAL	ARG/05/001-INV.6408	138,790.00
Argentina		UNIVERSIDAD TECNOLOGICA NACIONAL	ARG/05/001-INV.6672	138,440.00
Argentina		UNIVERSIDAD TECNOLOGICA NACIONAL	ARG/05/001-INV.7063	138,440.00
Argentina		URS CORPORATION SA	ARG/07/008-INV 463	112,000.00
Argentina		VI DA DIGITAL SA	ARG/09/006-INV.35	202,540.00
Argentina		VI DA DIGITAL SA	ARG/09/006-INV.46	252,540.00
Argentina		ZOLMACO SRL	ARG/09/006-INV. 1229	96,020.00
Armenia		Aida ARUTYUNOVA	SSA Contract - Provide technical su	47,380.00
Armenia		AMERICAN UNIVERSITY OF ARMENIA	Analysis pf Forest Pests and Pestho	43,000.00
Armenia		BUILDING DEPARTMENT N1 OJSC	AMENDMENT OF THE CONTRACT FOR	59,820.00
Armenia		BUILDING DEPARTMENT N1 OJSC	AMENDMENT OF THE CONTRACT FOR RECON	99,170.00
Armenia		BUILDING DEPARTMENT N1 OJSC	Reconstruction of the historic	120,230.00
Armenia		BUILDING DEPARTMENT N1 OJSC	Reconstruction of the historical bu	527,240.00
Armenia		ECONOMIC DEVELOPMENT AND RESEARCH CENTER	Statistical survey on situation wit	36,640.00
Armenia		EREBUNI - PLAZA LLC	Rent of office space for EUAG	75,030.00
Armenia		ERKNACER Ltd.	Reconstruction of boiler house 9/1	35,610.00
Armenia		ISHK LLC	Renovation of cooperative kitchen i	45,010.00
Armenia		LOGIC INTER LLC	Wood carving classroom equipme	33,940.00
Armenia		SCIENTIFIC RESEARCH COMPANY GEORISK CJSC	Earthquake scenario for the ci	31,080.00
Armenia		SCIENTIFIC RESEARCH COMPANY GEORISK CJSC	Earthquake scenario for the city of	51,800.00
Australia		ADAM FFORDE & ASSOCIATES P/L	Provide trade and sustainability in	45,000.00
Australia		ADAM FFORDE AND ASSOCIATE P/L	3rd pay25%-Contract of 4/12/09	32,920.00
Australia		ADEA POWER CONSULTING PTY LTD	Services of an International S	79,650.00
Australia		ADEA POWER CONSULTING PTY LTD	Services of an International Substa	344,100.00
Australia		ANODYNE SERVICES AUSTRALIA PTY LTD	Extension of Contract n 28/200	322,770.00
Australia		ANODYNE SERVICES AUSTRALIA PTY LTD	Extension of the on going Medi	216,300.00
Australia		ANODYNE SERVICES AUSTRALIA PTY LTD	Provision of Medical Services	303,110.00
Australia		ANTHONY TYRREL	SSA-2010-0099	84,000.00
Australia		ANU ENTERPRISE PTY LTD	Pymt for ANU Baseline Survey a	115,000.00
Australia		BRIANNA HARRISON	SSA BRIANNA HARRISON	60,000.00
Australia		DANIELLE IDE-TOBIN	AGTP; Fee May'10 Danielle I T	32,400.00
Australia		DAVID R. MELICK	CONTRACT PAYMENT	86,000.00
Australia		Dunstan, Stephanie	UNDP/BCPR/RRST-2010-040 - SSA contr	32,000.00
Australia		GEMMA LOUISE ARCHER	11 Months SSA - Gemma Archer	77,440.00
Australia		GENEVIEVE ELLEN HOWSE	SSA PMT - G Howse - Jan, Feb, Mar	50,050.00
Australia		INTEGRATED AQUATIC SOLUTIONS	Consultancy Fees for 69 days of wor	43,130.00
Australia		JAMES BREW	SSA - PPP Consultant for CISP	32,100.00
Australia		JOHN ANDREW PATERSON	Salary John Paterson - till Feb. 20	49,800.00
Australia		Mark Aiken	Consultancy fees Mark Aiken Rol	63,710.00
Australia		Mark Aiken	Lump sum fees for consultant M	141,570.00
Australia		Mark Aiken	Mark Aiken Consultancy Fees EC	90,750.00
Australia		Mark Aiken	Mark Aiken Consultancy Fees SP	90,750.00
Australia		MEINHARDT INFRASTRUCTURE AND ENVIRONMENT	5th payment for Contract Distr	89,400.00
Australia		MEINHARDT INFRASTRUCTURE AND ENVIRONMENT	6th payment - Invoice No.5074	52,640.00
Australia		PETER EDWARD MANN	SSA Contract for Peter Edward Mann	84,920.00
Australia		RUSSELL BRODERICK WYPER	Payment for Russell Wyper	39,600.00
Australia		RUSSELL BRODERICK WYPER	Payment for Russell Wyper - SSAFE M	46,800.00
Australia		RUSSELL BRODERICK WYPER	PAYMENT OF MEDICAL TRAINER FOR	34,200.00
Australia		RUSSELL BRODERICK WYPER	PAYMENT OF MEDICAL TRAINER FOR SSAF	80,400.00
Australia		THE UNIVERSITY OF SYDNEY	2nd payment - 30% contract	73,240.00
Australia		THE UNIVERSITY OF SYDNEY	3rd payment - 30% contract	73,240.00
Australia		THE UNIVERSITY OF SYDNEY	RIAP contract - 4th payment	73,240.00
Australia		UNITED NATIONS INDUSTRIAL DEVELOPMENT OR	equipe projet	36,000.00
Austria		AMEX EXPORT-IMPORT GMBH	Medical equipment maintenance - P	120,110.00
Austria		AMEX EXPORT-IMPORT GMBH	Procurement of Lab consumables as p	40,980.00
Austria		D&W HANDEL	SW Geomedia Professional 6.1-C	54,210.00
Austria		Dietmar Josef Aigner	UNDP/PB/SSA/2010/25	68,340.00
Austria		EXPOXX MESSEBAU GMBH	CONSTRUCTION OF THE COMMUNITY	49,160.00
Austria		INTERNATIONAL CENTRE FOR MIGRATION POLI	LOA between ICMPD and UNDP. (2,	278,280.00
Austria		JORG DIETER KOSTINGER	Salary from 1 February 2010 to 30 N	130,250.00
Austria		RMDATA GMBH	3rd installment to rmdATA	109,770.00
Austria		RMDATA GMBH	Final installment to rmdATA	81,910.00
Austria		UNITED NATIONS OFFICE ON DRUGS AND CRIME	2nd Installment HIV PMU 2010	81,220.00
Austria		United Nations Office on Drugs and Crime	Expense Distribution	600,000.00
Austria		UNITED NATIONS OFFICE ON DRUGS AND CRIME	1st Instalment of UNODC	261,200.00
Austria		United Nations Office on Drugs and Crime	MOU-UNODC,UNCAC EVENTS DAKAR	36,410.00
Azerbaijan		Aira LLC	Fifth installment of the payme	106,500.00
Azerbaijan		Aira LLC	First installment of the paym	142,000.00
Azerbaijan		Aira LLC	Fourth installment of the paym	106,500.00
Azerbaijan		Aira LLC	Second installment of the paym	142,000.00
Azerbaijan		Aira LLC	Sixth installment of the payme	106,500.00
Azerbaijan		Aira LLC	Third installment of the payme	106,500.00
Azerbaijan		Hilal Ltd	10% for the modernization of t	37,970.00
Azerbaijan		Hilal Ltd	75% payment for modernization	284,840.00
Azerbaijan		HTC LLC	Third payment to "HTC"LLC-to be pai	220,990.00
Azerbaijan		Kontinental-S LTD LLC	80%- final installment to "Kon	66,560.00
Azerbaijan		NTC LLC	Advance payment to "NTC" LLC (196,580.00

Major Contracts for Services Placed by Agency During 2010 (Contracts of \$30,000 or more)

Agency	Location of contractor	Name of contractor	Description of services	Contract value USD
UNDP Continued				
Azerbaijan		NTC LLC	Part of the third installment	335,880.00
Azerbaijan		NTC LLC	Second installment of the paym	393,160.00
Azerbaijan		NTC LLC	The remaining part of the thir	67,280.00
Azerbaijan		RISK	purch of equipment	62,130.00
Azerbaijan		SINAM MMC	80% for LAN for 9 offices of S	56,330.00
Azerbaijan		SINAM MMC	Final 50% for software for SSP	54,150.00
Azerbaijan		SINAM MMC	Software for creation and main	40,990.00
Azerbaijan		SINAM MMC	Software for creation and mainten	40,990.00
Azerbaijan		SINAM MMC	Software for military service	64,000.00
Azerbaijan		SINAM MMC	Software for the needs of SSPF	45,630.00
Bahrain		BlackSheep Advertising Co W.L.L	Cost of Production	106,400.00
Bahrain		MadinaB	UPR - Project/ Action Plan	32,290.00
Bangladesh		ADIVASI UNNAYAN KENDRA (CIPD)	2nd installment (Period 11 March 2	106,270.00
Bangladesh		ADIVASI UNNAYAN KENDRA (CIPD)	3rd installment (March 11, 201	32,610.00
Bangladesh		ADIVASI UNNAYAN KENDRA (CIPD)	3rd Installment (March 11, 2010 to	33,150.00
Bangladesh		Agrabad Accom Consortium Ltd	International workshop of BDF	74,910.00
Bangladesh		Agrabad Accom Consortium Ltd	International workshop of BDF was h	75,670.00
Bangladesh		AGRABAD ACCOM-CONSORTIUM LTD.	Payment to Bangabandhu Interna	42,530.00
Bangladesh		Asian Disaster Preparedness Center	Report on characteristics of a	59,020.00
Bangladesh		Asian Disaster Preparedness Center	Seismic hazard maps & reports	59,020.00
Bangladesh		Asian Disaster Preparedness Center		#NAME?
Bangladesh		ASSISTANCE FOR THE LIVELIHOOD OF THE	2nd installment (Period 11 Ma	59,340.00
Bangladesh		ASSISTANCE FOR THE LIVELIHOOD OF THE	2nd installment (Period 11 March 2	59,710.00
Bangladesh		B. M. M. MOZHARUL HUQ (DMCPT)	SSA Fees to BMM Mozharul Huq as Sr.	34,220.00
Bangladesh		Bangladesh Institute of Develop. Studies	2nd installment for 8policy s	30,280.00
Bangladesh		BETS Consulting Services Ltd.	30% of contracted value upon c	63,360.00
Bangladesh		BETS Consulting Services Ltd.	Additional amount to BETS as per co	36,120.00
Bangladesh		Beximco Pharmaceuticals Ltd.	30% Product Dev Cost & Retroac	235,670.00
Bangladesh		Beximco Pharmaceuticals Ltd.	Expense Distribution	202,500.00
Bangladesh		Centre for Urban Studies (CUS)	Services Mapping Urban Poor Settlem	143,870.00
Bangladesh		Coastal Afforestation in Bangladesh	Expense Distribution	263,430.00
Bangladesh		Concern Worldwide	Addressing issues of Homeless Urban	71,250.00
Bangladesh		Domain Software Technologies Ltd.	2nd Installment 30%	64,880.00
Bangladesh		Domain Software Technologies Ltd.	3rd Installment 15%	31,890.00
Bangladesh		Eco-Social Development Organization	2nd payment - 20% of the total	455,110.00
Bangladesh		Eco-Social Development Organization	3rd payment - 20% of the total	454,960.00
Bangladesh		Eco-Social Development Organization	4th payment - 30% of the total	681,310.00
Bangladesh		Eco-Social Development Organization	5th payment - 15% of the total	314,450.00
Bangladesh		Eco-Social Development Organization	ESDO sub-grant for Rajshahi divisio	301,950.00
Bangladesh		Eco-Social Development Organization	ESDO Subgrant for Rajshahi Division	503,240.00
Bangladesh		Excellion Alliance	Third Phase (50%) Payment upon comp	40,450.00
Bangladesh		Excellion Alliance	Umbrella as per of Shelter kit	32,150.00
Bangladesh		GRAUS (GRAM UNNAYON SANGATHON)	2nd installment (Period 11 Ma	102,340.00
Bangladesh		GRAUS (GRAM UNNAYON SANGATHON)	2nd installment (Period 11 March 2	102,980.00
Bangladesh		HASAN MASHHUR CHOWDHURY	SSA Fee for Mr. Hasan Chowdhur	40,000.00
Bangladesh		HileHili Education&Social Dev.Foundation	20% of the total contract valu	30,920.00
Bangladesh		HileHili Education&Social Dev.Foundation	2nd installment (Period April	76,790.00
Bangladesh		HileHili Education&Social Dev.Foundation	2nd Installment (Period April 11, 2	77,270.00
Bangladesh		HileHili Education&Social Dev.Foundation	3rd Installment (Period April 11, 2	38,630.00
Bangladesh		Humanitarian Foundation	2nd installment (Period 11 Ap	44,020.00
Bangladesh		Humanitarian Foundation	2nd installment (Period 11 April 2	44,300.00
Bangladesh		International Union for Conservation	Completion of activities under 1) p	32,250.00
Bangladesh		International Union for Conservation	On signing of contract	32,250.00
Bangladesh		KHAGRAPUR MOHILA KALYAN SAMITY	2nd installment (Period 11 Ma	41,300.00
Bangladesh		KHAGRAPUR MOHILA KALYAN SAMITY	2nd installment (Period 11 March 2	41,550.00
Bangladesh		Local Government Division	Inauguration of UIISC	36,960.00
Bangladesh		M/S M.A. Sattar & Sons	Shelter Kit Package for emerge	395,380.00
Bangladesh		M/S M.A. Sattar & Sons	Shelter Kit Package for emergency r	432,740.00
Bangladesh		M/S. M. L. B. Construction	Bamboo as per of Shelter kit p	74,330.00
Bangladesh		M/S. Shah Monir Enterprise	Shelter Kit	286,430.00
Bangladesh		Madaripur Legal Aid Association	10% of total budget -2nd installmen	315,040.00
Bangladesh		Madaripur Legal Aid Association	20% Adv of total budget -1st i	628,160.00
Bangladesh		Madaripur Legal Aid Association	20% Adv of total budget -1st instal	630,070.00
Bangladesh		Maya Woolen & Cotton Industries	Partial payment aganist supply	43,490.00
Bangladesh		MSU-CDMP	Expense Distribution	93,080.00
Bangladesh		MYSTIC	Third Phase (40%)(Payment upon comp	171,010.00
Bangladesh		N. Z. EKATA MOHILA SAMITI	2nd installment (11 March, 10 t	53,280.00
Bangladesh		N. Z. EKATA MOHILA SAMITI	2nd installment (11 March, 10 to 201	53,450.00
Bangladesh		National Institute of Local Government	Expense Distribution	34,640.00
Bangladesh		National Institute of Local Government	Final Payment of LoA 2010	51,860.00
Bangladesh		National Institute of Local Govt-UIISC	Training & Workshop cost	38,270.00
Bangladesh		New Century	Payment for Office Rent for A2	56,960.00
Bangladesh		Parbatta Zilla Parishad, Khagrachari	Expense Distribution	139,860.00
Bangladesh		Popular Color & Printing Ltd	Printing of Books for DMB on SOD	57,990.00
Bangladesh		Power and Participation Research Centre	2nd Installment 40%	40,090.00
Bangladesh		Power and Participation Research Centre	First Installment 30%	30,690.00
Bangladesh		PROGRAMME SUPPORT UNIT/CIDA	Full payment of MD-CGA	42,870.00
Bangladesh		PSTC Training Fund	RBO Implementation 3rd installment	30,320.00
Bangladesh		Resource Integration Centre (RIC)	2nd payment - 20% of the total	504,770.00
Bangladesh		Resource Integration Centre (RIC)	3rd payment - 20% of the total	504,880.00
Bangladesh		Resource Integration Centre (RIC)	4th payment - 30% of the total	756,870.00
Bangladesh		Resource Integration Centre (RIC)	5th payment - 15% of the total	365,520.00
Bangladesh		Rural Reconstruction Foundation	1st payment - 15% upon signing	254,010.00
Bangladesh		Rural Reconstruction Foundation	2nd payment - 20% of the total	257,100.00
Bangladesh		Rural Reconstruction Foundation	2nd payment - 20% upon complet	338,330.00
Bangladesh		Rural Reconstruction Foundation	3rd payment - 20% of the total	285,800.00
Bangladesh		Rural Reconstruction Foundation	4th payment - 30% of the total	428,640.00
Bangladesh		Rural Reconstruction Foundation	5th payment - 15% of the total	212,070.00
Bangladesh		Rural Reconstruction Foundation	Jhalokhati CFS payment - 20% f	337,590.00
Bangladesh		Rural Reconstruction Foundation	Jhalokhati CFS payment - 20% from U	338,290.00
Bangladesh		Rural Reconstruction Foundation	Jhalokhati CFS payment - 35.5%	593,720.00
Bangladesh		Rural Reconstruction Foundation	Jhalokhati CFS payment - 35.5% from	600,460.00
Bangladesh		Rural Reconstruction Foundation	Jhalokhati payment - 9.5% from	160,690.00
Bangladesh		Rural Reconstruction Foundation	Jhalokhati payment - 9.5% from DFID	160,690.00
Bangladesh		SAJIDA FOUNDATION	Advance upon signing the contr	51,420.00
Bangladesh		SAJIDA FOUNDATION	Advance upon signing the contract	51,490.00
Bangladesh		SAJIDA FOUNDATION	After submission and acceptance	170,240.00
Bangladesh		SAJIDA FOUNDATION	After submission and acceptance of	241,230.00
Bangladesh		SENTRY SECURITY SERVICES LTD.	Payment of bills for providing Secu	33,230.00
Bangladesh		Shining Hill - CEP Project	2nd Installment (Period March	44,850.00
Bangladesh		SHUSHILAN	2nd phase payment aganist professio	57,970.00
Bangladesh		SHUSHILAN	3rd installment (30%) payment	74,770.00
Bangladesh		SMEC International Pty Ltd.	Payment for EMC service (SMEC)	274,460.00
Bangladesh		SMEC International Pty Ltd.	Payment for EMC service (SMEC)_for	321,320.00
Bangladesh		SPELLBOUND	2nd Installment 60%	30,090.00
Bangladesh		Square Pharmaceuticals Ltd.	30% Product Dev Cost & Retroac	165,270.00
Bangladesh		Square Pharmaceuticals Ltd.	Expense Distribution	193,550.00
Bangladesh		SRG Bangladesh Limited	3rd Installment 50 % of the co	71,790.00
Bangladesh		Strategic Actions Society (SAS)	2nd Installment (Period March	109,680.00
Bangladesh		Strategic Actions Society (SAS)	2nd Installment (Period March 11, 2	63,370.00
Bangladesh		Strategic Actions Society (SAS)	3rd Installment (Period March	31,170.00
Bangladesh		Strategic Actions Society (SAS)	3rd Installment (Period March 11, 2	31,690.00
Bangladesh		Support to the Dept. of Environment's	Expense Distribution	30,130.00
Bangladesh		Survey and Research System	Updated voter list assessment	33,660.00
Bangladesh		TAHZINGDONG	2nd installment (Period 11 Ap	40,620.00
Bangladesh		TAHZINGDONG	2nd installment (Period 11 April 2	40,870.00
Bangladesh		TAUNGYA	2nd installment (Period March	94,190.00
Bangladesh		TAUNGYA	2nd installment (Period March 11, 2	45,970.00
Bangladesh		Tech Valley Computers Ltd.	Network Switch 24 port, 10/100-Qty	48,740.00
Bangladesh		The ACME Laboratories Ltd	30% Product Dev Cost & Retroac	92,170.00

Major Contracts for Services Placed by Agency During 2010 (Contracts of \$30,000 or more)

Agency	Name of contractor	Description of services	Contract value USD
UNDP Continued			
Bangladesh	The ACME Laboratories Ltd	Expense Distribution	92,310.00
Bangladesh	Tiger IT Bangladesh Ltd	Data Migration from MySQL to O	158,590.00
Bangladesh	Tiger IT Bangladesh Ltd	Data Migration from MySQL to Oracle	227,010.00
Bangladesh	TRINAMUL UNNAYAN SANGSTHA	Payment of Trinamul (Sub-Contr	63,220.00
Bangladesh	TRINAMUL UNNAYAN SANGSTHA	Payment of Trinamul (Sub-Contractin	95,420.00
Bangladesh	TRINAMUL UNNAYAN SANGSTHA	upon achieving 40% of all the	31,110.00
Bangladesh	VOLUNTARY ORGANIZATION FOR SOCIAL DEVELO	2nd payment - 20% of the total	484,850.00
Bangladesh	VOLUNTARY ORGANIZATION FOR SOCIAL DEVELO	3rd payment - 20% of the total	484,850.00
Bangladesh	VOLUNTARY ORGANIZATION FOR SOCIAL DEVELO	4th payment - 30% of the total	727,250.00
Bangladesh	VOLUNTARY ORGANIZATION FOR SOCIAL DEVELO	5th payment - 15% of the total	343,950.00
Bangladesh	Windmill Advertising Limited	Upon successful completion of	34,760.00
Bangladesh	ZABARANG KALYAN SAMITY	2nd installment (11 march 2010	46,710.00
Bangladesh	ZABARANG KALYAN SAMITY	2nd installment (11 march 2010 to 1	47,000.00
Belarus	Arnika Fund	FIN REP APRIL JUNE 2010	56,490.00
Belarus	Arnika Fund	FINANCIAL REPORT JAN MAR 2010	56,540.00
Belarus	Arnika Fund	FINANCIAL REPORT OCT 9 DEC	48,410.00
Belarus	BELARUSSIAN ASSOCIATION OF CLUBS UNESKO	SALARIES	69,530.00
Belarus	BELARUSSIAN ASSOCIATION OF CLUBS UNESKO	SALARIES SOCIAL WORKERS	81,790.00
Belarus	BELARUSSIAN ASSOCIATION OF CLUBS UNESKO	trainings	99,000.00
Belarus	CISCO SYSTEMS INTERNATIONAL B.V.	CISCO Equipment Purchase for Centra	97,880.00
Belarus	POZITIVNOE DVIZHENIE BOO	HUMAN RESOURCES	268,120.00
Belarus	POZITIVNOE DVIZHENIE BOO	SALARIES	331,630.00
Belarus	SCHASTNAYA, Vera	Support Operations Unit - Long Serv	43,890.00
Belgium	COFINIMMO	Expense Distribution	89,390.00
Belgium	Cofinimmo Services	Expense Distribution	35,150.00
Belgium	EURADA ASBL	Management consultancy Eurada	40,000.00
Belgium	HUB-EHSAL VZW	Expense Distribution	66,210.00
Belgium	HUB-EHSAL VZW	HUB Ehsal II installment	78,580.00
Belgium	JANE HAILE	SSA - Jane Haile, Gender consultant	56,060.00
Belgium	VANBREDIA INTERNATIONAL	J. VAN BREDIA Abr - Jun 2010 00	30,330.00
Belgium	VANBREDIA INTERNATIONAL	J. VAN BREDIA Jul - Sep 2010 00	68,950.00
Belgium	VANBREDIA INTERNATIONAL	Poverty Reduction Unit	31,850.00
Belgium	Vanbredia International	VANBREDIA MEDICAL INSURANCE VOL	71,940.00
Belize	JAN CORNELIS MEERMAN	second payment for land use	34,800.00
Benin	ADIL ONG	Social services	75,110.00
Benin	AFRICA SOLAR ENERGY SARL	Avance contrat lot 1 AEV	50,750.00
Benin	ANTOINE DEHA	Paielement 50% location vehicule	56,390.00
Benin	BETON SERVICES SARL	Refection infrastructure au ni	162,940.00
Benin	BETRA-BTP	Construction services, otherAV	49,320.00
Benin	BETRA-BTP	Reglement F. N 2 Deceompte N 1	53,050.00
Benin	BETRA-BTP	Rgmt F.N 003 AEV Tantéga & Gou	43,810.00
Benin	BNETD FONCTIONNEMENT	VALIDATION RAPPORT DEFINITIF M	32,640.00
Benin	C.G.C. BENIN	Paielement de 30% contrat	70,260.00
Benin	C.G.C. BENIN	Paielement de 30% contrat IAC/PH	84,830.00
Benin	C.G.C. BENIN	Paielement Final de 20% contrat	67,110.00
Benin	C.G.C. BENIN	Règlement avenant 12 FORAGES	76,450.00
Benin	C.G.C. BENIN	Solde LOT A CGC	35,830.00
Benin	C.G.C. BENIN	SOLDE LOT B CGC	32,420.00
Benin	C.G.C. BENIN	SOLDE LOT E CGC	31,280.00
Benin	CEFRATOM-ABI ONG	Social services	30,780.00
Benin	ERICE H. GBOGBLENOU	FORFAIT SEJOUR VNUS	31,960.00
Benin	ESSOR	SOLDE CONTRAT DE 40200000	58,620.00
Benin	ETS LA PROVIDENCE	LOCATION DE VEHICULES	38,060.00
Benin	EXIMPORT-MAA BTP	Avance de 20%	82,000.00
Benin	EXIMPORT-MAA BTP	DECOMPTE N 1 FACT.N 02	114,160.00
Benin	EXIMPORT-MAA BTP	Décompte N 2 F.03	95,330.00
Benin	FECECAM-BENIN	Avance OP Kits Ail-Littoral	450,630.00
Benin	FECECAM-BENIN	Avances Opérateurs de Kits	190,840.00
Benin	FECECAM-BENIN	Crieurs Enregist. Biométrique	571,150.00
Benin	FECECAM-BENIN	DSA & Hon. Consult Sept-Nov	293,330.00
Benin	FECECAM-BENIN	Indemnit Membr centre Mono-Cou	645,260.00
Benin	FECECAM-BENIN	Indemnités Agents Zou-Collines	719,370.00
Benin	FECECAM-BENIN	Paielement Agents de terrain	2,874,110.00
Benin	FECECAM-BENIN	Paielement Consultants suivi bio	116,730.00
Benin	FECECAM-BENIN	Paielement juillet Agents CNT	482,500.00
Benin	FECECAM-BENIN	Paielement Perso Enregist biomé	610,380.00
Benin	FECECAM-BENIN	Paielement personnel enregis bio	832,240.00
Benin	FECECAM-BENIN	PAIEMENT VLA ET DEPLACEMENT VNUS	64,830.00
Benin	FECECAM-BENIN	PAIEMENT VLA VNU PAREL	68,660.00
Benin	FECECAM-BENIN	Solde OP Kits Atlant-Littor	460,010.00
Benin	FECECAM-BENIN	Solde paielement OP Kits Ouém-Pi	324,440.00
Benin	GADEMI ABOUBAKAR	Honoraire consultation du moi	33,000.00
Benin	GTC	CONTRAT GTC AEV/PHV	86,680.00
Benin	GTC	Décompte N 1 GTC/PHV	141,620.00
Benin	INGENIEURIE AFRICA CONSULT (IAC)	Paielement 30% du contrat après	52,940.00
Benin	INGENIEURIE AFRICA CONSULT (IAC)	Paielement de 30% du contrat IAC	56,460.00
Benin	INGENIEURIE AFRICA CONSULT (IAC)	Soldes sur LOT C, LOT D et LOT	311,020.00
Benin	International Building and Trade (IBT)	AVANCE IBT	42,880.00
Benin	International Building and Trade (IBT)	DECOMPTE N 1/ IBT	64,520.00
Benin	ISABELLE SOGLOHOUN	Paielement OPS	30,680.00
Benin	REFORME ADMIN INSTITUTIONNELLE (PARAI)	Justificat avance n 5 PARAI 10	33,720.00
Benin	SETHAGEN	Paielement facture 005/SETHAGEN	33,030.00
Benin	SIAD-BENIN	Rgmt decompte N 1 FACTURE N 1	46,860.00
Benin	SOCIETE CANAL-EAU SARL	CDS/PSBENIN/09/04/002 paielement	60,580.00
Benin	SOCIETE CANAL-EAU SARL	CDS/PSBENIN/09/04/003 LOT 2 PH	59,160.00
Benin	SOCIETE VIRADA SARL	20% AVANCE FOR CONTRACT	44,080.00
Benin	SOCIETE VIRADA SARL	DECOMPTE N 1	50,620.00
Benin	STE BAOBAB SARL	20% AVANCE DEMARRAGE CONTRATCD	34,000.00
Bhutan	Budget Fund Account	Expense Distribution	616,140.00
Bolivia	APOYO CONSOL. MODERN. DELORG. ELECT. BOL	JV 727770 A.CONT.MM 10-05124	356,580.00
Bolivia	APOYO CONSOL. MODERN. DELORG. ELECT. BOL	JV. AJUSTE VOUCHER 73891	175,410.00
Bolivia	APOYO CONSOL. MODERN. DELORG. ELECT. BOL	JV. AJUSTE VOUCHER 76667	41,840.00
Bolivia	CENTRO DE ESTUDIOS Y PROYECTOS SRL	Contratación de una consultora para	92,200.00
Bolivia	ECO FUTURO S.A. FFP	61avo/2010 reembolso al fondo	40,780.00
Bolivia	ECO FUTURO S.A. FFP	63avo reembolso Fondo Rotatori	31,210.00
Bolivia	ECO FUTURO S.A. FFP	64avo Reembolso Fondo Rotatori	47,810.00
Bolivia	ECO FUTURO S.A. FFP	66ava Reposicion fondo Rotator	40,000.00
Bolivia	ECO FUTURO S.A. FFP	67ava Reposicion Fondo Rotator	42,990.00
Bolivia	ECO FUTURO S.A. FFP	68avo/2010 reembolso al fondo	58,100.00
Bolivia	ECO FUTURO S.A. FFP	70avo reembolso al fondo rotat	31,420.00
Bolivia	ECO FUTURO S.A. FFP	71avo/2010 Reembolso al Fondo	53,360.00
Bolivia	ECO FUTURO S.A. FFP	72avo/2010 Reembolso al Fondo	51,980.00
Bolivia	ECO FUTURO S.A. FFP	73avo/2010 reembolso al fondo	61,100.00
Bolivia	ECO FUTURO S.A. FFP	74avo/2010 reembolso al fondo	45,760.00
Bolivia	ECO FUTURO S.A. FFP	75avo/2010 reembolso al fondo	33,880.00
Bolivia	ECO FUTURO S.A. FFP	79avo/2010 reembolso al fondo	31,130.00
Bolivia	ECO FUTURO S.A. FFP	81avo/2010 reembolso al fondo	47,980.00
Bolivia	ECO FUTURO S.A. FFP	83avo/2010 reembolso al fondo r	50,080.00
Bolivia	ECO FUTURO S.A. FFP	84avo/2010 reembolso al fondo	43,200.00
Bolivia	ECO FUTURO S.A. FFP	86avo/2010 reembolso al fondo	35,290.00
Bolivia	JIMENA SAAVEDRA GUTIERREZ	JV 48873 A.CONT.	173,460.00
Bolivia	JIMENA SAAVEDRA GUTIERREZ	PAGO 100% ALQUILER EDIF. METRO	220,000.00
Bolivia	MIN. TRANS INST Y LUCHA CONTR CORRUPCION	JV. AJUSTE VOUCHER 68475	42,410.00
Bosnia	AD ZVORNIK PUTEVI	Reconstruction and paving the	149,270.00
Bosnia	AD ZVORNIK PUTEVI	Reconstruction and paving the road	277,110.00
Bosnia	AM MEDJUGORJE DOO	Replacement of old joinery on	66,470.00
Bosnia	ARS DOO	Grand Piano for Cultural Cente	45,600.00
Bosnia	Edin Salihodzic	SSA 09-48 E. Salihodzic-4/10-12/10	51,950.00
Bosnia	ELMONT BIJELJINA	Construction works for Srebren	37,310.00
Bosnia	ENGRJA GP DOO	Construction works in Vitezit	30,580.00

Major Contracts for Services Placed by Agency During 2010 (Contracts of \$30,000 or more)

Agency	Name of contractor	Description of services	Contract value USD
UNDP Continued			
Bosnia	FEROELEKTRO	UNDP rent 1st qtr10	50,270.00
Bosnia	FEROELEKTRO	UNDP rent 2nd qtr10	46,890.00
Bosnia	FEROELEKTRO	UNDP rent 3rd qtr10	41,290.00
Bosnia	FEROELEKTRO	UNDP rent 4th qtr10	45,460.00
Bosnia	FUEL BOSS DOO	6th invoice Fuel Boss	109,010.00
Bosnia	FUEL BOSS DOO	Final 7th invoice Fuel Boss	44,440.00
Bosnia	FUEL BOSS DOO	Payment of construction works	127,840.00
Bosnia	FUEL BOSS DOO	Steam Machinery Works	64,610.00
Bosnia	GALEB INTERNATIONAL	Rogatica construction works LOT 1	42,460.00
Bosnia	GRADBENIK DOO	Final payment to Gradbenik	34,830.00
Bosnia	GRADBENIK DOO	third installment	40,780.00
Bosnia	GRADSKI TAMBURASKI ORKESTAR	Payment as per MCGA with Graski tam	46,100.00
Bosnia	HIDROMONT DOO	Hidromont - Equipment purchasi	30,310.00
Bosnia	INNOVA DOO MANAGEMENT CONSULTING	Preparation of the feasibility stud	77,440.00
Bosnia	INVING INVEST INZENJERING	Electric material for Srebreni	43,610.00
Bosnia	INVING INVEST INZENJERING	Rogatica electric material LOT	31,640.00
Bosnia	IPSOS DOO	MDA - analysis	65,000.00
Bosnia	JAFFA COMMERCE	Co-financing Jaffa Commerce - fruit	60,000.00
Bosnia	JP VODOVOD I KANALIZACIJA BIHAC	Vodovod Bihac - 1st situation	50,060.00
Bosnia	JP VODOVOD I KANALIZACIJA BIHAC	Vodovod Bihac - Final payment	100,120.00
Bosnia	KHE GROUP	Advanced payment to KHE for re	32,400.00
Bosnia	KING ICT DOO	desktops for CISO	140,770.00
Bosnia	LOKALNA AKCIONA GRUPA REGIJE DOBOJ	MCGA LAG Doboj - First tranche	34,090.00
Bosnia	MASINSKI FAKULTET UNIVERZITET U SARAJEVU	Regional Training Modules on SALW a	78,870.00
Bosnia	MEDIA CENTAR	Education of Journalists on Reporti	35,720.00
Bosnia	NEIMARI DOO	Reconstruction of bridge and souven	33,980.00
Bosnia	NOVE NADE DEMOKRATSKI CENTAR VISEGRAD	MCGA Nove Nade Visegrad - Firs	33,370.00
Bosnia	OAZA UDRUZENJE KANTON SARAJEVO	MCGA Oaza N. Grad Sarajevo - F	36,880.00
Bosnia	OKC ABRASEVIC	Payments as per MCGA signed with OK	49,670.00
Bosnia	POLJOPREMA DD	Supply and delivery of milk co	52,820.00
Bosnia	POLJOPREMA DD	Supply and delivery of milk cooling	54,880.00
Bosnia	SARA UDRUZENJE MLADIH I ZENA	LEAP - NGO Grant (3)	54,250.00
Bosnia	SF INZENJERING	Replacement and reconstruction	51,320.00
Bosnia	SF INZENJERING	Replacement and reconstruction of t	99,640.00
Bosnia	SF INZENJERING	Sewage network construction in sett	39,210.00
Bosnia	SIMING TRADE	Mirjanovici construction works LOT	30,810.00
Bosnia	SIMING TRADE	Visegrad construction works LO	48,330.00
Bosnia	SPEKTAR DEVELOPMENT CENTER	LEAP - NGO Grant (5)	31,960.00
Bosnia	TEHNOGRAD DOO	1st invoice	121,430.00
Bosnia	TEHNOGRAD DOO	2nd invoice	276,690.00
Bosnia	TEHNOGRAD DOO	3rd invoice	197,420.00
Bosnia	TEHNOGRAD DOO	4th invoice	197,350.00
Bosnia	TEHNOGRAD DOO	5th and final invoice	261,330.00
Bosnia	TEHNOGRAD DOO	Advance payment	40,770.00
Bosnia	TEHNOGRAD DOO	Dragodol/Tusanj - heating system co	117,040.00
Bosnia	UDRUZENJE CENTAR ZA RAZVOJ I PODRSKU	LEAP - NGO Grant (1)	31,960.00
Bosnia	UDRUZENJE CENTAR ZA RAZVOJ I PODRSKU	LEAP Technical Ass. LOT 2	143,830.00
Bosnia	UDRUZENJE CENTAR ZA RAZVOJ I PODRSKU	LEAP Tehcnical Ass. LOT 4	68,860.00
Bosnia	UDRUZENJE POZITIVNE IGRA POSITIVE PLAY	Payment as per MCGA signed on 15th	48,450.00
Bosnia	UNIS GROUP	Demilitarisation in Binaz, Bug	63,920.00
Bosnia	URBIS CENTAR DOO	Pre-Draft Plan of Srebrenica Municipi	34,260.00
Bosnia	VIA MEDIA ADVERTISING AGENCY	provision of marketing services for	51,510.00
Bosnia	VIVA UDRUZENJE ZENA USTIPRACA	Payment as per MCGA signed on 15th	43,750.00
Bosnia	VODING 92 DOO	Voding 92 Bijeljina - 2nd payment	74,530.00
Bosnia	VODING 92 DOO	Voding 92 Bijeljina - 3rd payment	74,530.00
Bosnia	VODING 92 DOO	Voding 92 Bijeljina - Final payment	74,530.00
Botswana	BIDPA	Consultancy fee	63,990.00
Botswana	CRESTA BOSELE HOTEL	accommodation and Conference packag	30,920.00
Botswana	GOVERNMENT OF BOTSWANA	Computer software	250,860.00
Botswana	GOVERNMENT OF BOTSWANA	Expense Distribution	694,730.00
Botswana	GOVERNMENT OF BOTSWANA	Policy Advisor - P.Chibatamoto	31,850.00
Botswana	GOVERNMENT OF BOTSWANA	Reimbursement	52,270.00
Botswana	KALAHARI CONSERVATION SOCIETY	Micro Capital Grant Agreement	56,220.00
Botswana	Kethuse Puso	(20% DSA instead of 100%)	30,050.00
Botswana	PRIMETIME PROPERTY HOLDINGS LIMITED	FPA/FAO/HCR/AIDS/GEF RENT	203,430.00
Botswana	PRIMETIME PROPERTY HOLDINGS LIMITED	UNDP USD35000	35,000.00
Botswana	PRIMETIME PROPERTY HOLDINGS LIMITED	VAT	36,210.00
Botswana	THE BIG FIVE	NHARSOC Workshop	35,380.00
Botswana	THE GRANDPALM HOTEL	NHASORC Conference	52,380.00
Brazil	ACE SEGURADORA S/A	CORRECT FUND TO 30071	356,620.00
Brazil	ACECO TI LTDA	SEGUNDO PRODUCTO SALA COFRE	569,940.00
Brazil	AGENDHA - ASSESS E GESTAO EM ESTUDO	ASSESSORIA E GESTÃO DE ESTUDOS DE N	145,300.00
Brazil	AGR Estruturadora de Projetos Ltda	Estruturação da PPP	83,850.00
Brazil	ANTONIO MANOEL TIMBO LIMA GOMES	CONTRATAÇÃO DE CONSULTOR	54,970.00
Brazil	APACC	Saldo para 2010 Apacc	45,200.00
Brazil	ARCADIS TETRAPLAN S.A	Produto 1 - Documento abordand	36,290.00
Brazil	ARCADIS TETRAPLAN S.A	Produto 2 - Relatório intermed	73,410.00
Brazil	ARCADIS TETRAPLAN S.A	Produto 3 - Relatório intermed	73,410.00
Brazil	ARCADIS TETRAPLAN S.A	Produto 4 - Relatório intermed	69,480.00
Brazil	ARCADIS TETRAPLAN S.A	Produto 5 - Relatório final co	94,430.00
Brazil	ARINOS QUIMICA LTDA.	Expense Distribution	180,000.00
Brazil	AS. DESENV. COMUN. POLICULTORES CATARINA	INSERCAO DE SALDO DA ASSOCIACAO POL	38,300.00
Brazil	ASSOC. DE POLICULTORES DE CAFARNAUM	ASSOCIAÇÃO DOS POLICULTORES DE Cafa	54,780.00
Brazil	ASSOCIAÇÃO DE SOFTWARE LIVRE.ORG	Expense Distribution	33,240.00
Brazil	ASSOCIAÇÃO DO POVO DA FLORESTA KABAN-EY	INSERCAO DE SALDO DA ASSOCIACA KAB	35,050.00
Brazil	Associação Indígena dos Pequenos	ELABORAÇÃO DE MEMORANDO DE ENTENDIM	41,820.00
Brazil	ASSOCIAÇÃO INDIGENA FAMILIA JAMISILE DA	INSERCAO DE SALDO DA ASSOCIACA	30,560.00
Brazil	ATHOS EVENTOS LTDA	CORRECT ACCT TO 72145	80,010.00
Brazil	AUTARQUIA HOSPITALAR MUNICIPAL REGI	HOSPITAIS SENTINELA	55,870.00
Brazil	AUTARQUIA HOSPITALAR MUNICIPAL REGI	HOSPITAL SENTINELA	58,140.00
Brazil	B. GUY PETERS	Conjunto de textos (20-30) sob	50,000.00
Brazil	BSB SERVIÇOS CINE VIDEO LTDA	Criação e desenvolvimento de s	86,980.00
Brazil	CAPITAL GRAFICA E EDITORA LTDA-ME	Projeto gráfico, diagramação e impr	49,170.00
Brazil	CEAPAC C. D. A. A. P. DE A	saldo para 2010 Ceapac	33,380.00
Brazil	CEBRAP CENTRO BRASIL ANALISE	SERVIÇO DE CONSULTORIA PARA CO	42,200.00
Brazil	CEDAC	saldo para 2010 Cedac	64,800.00
Brazil	CENTERPLAST CENTRAL DE PLASTICOS	Apoio a pequenos Empreendimento	79,210.00
Brazil	Central de Eventos Hotéis e Turismo	Seminário Estadual de Desenvol	55,000.00
Brazil	CHANNEL LOCAÇÃO E EVENTOS LTDA-EPP	Contratação de empresa de even	44,430.00
Brazil	CHANNEL LOCAÇÃO E EVENTOS LTDA-EPP	Contratação dos serviços de ho	71,670.00
Brazil	CHANNEL LOCAÇÃO E EVENTOS LTDA-EPP	CONTRATAÇÃO INFRA-ESTRUTURA I FESTI	156,230.00
Brazil	CHANNEL LOCAÇÃO E EVENTOS LTDA-EPP	I - REUNIÃO PARA AVALIAÇÃO DO	56,640.00
Brazil	CHANNEL LOCAÇÃO E EVENTOS LTDA-EPP	II - REUNIÃO PARA AVALIAÇÃO DO	39,530.00
Brazil	CHANNEL LOCAÇÃO E EVENTOS LTDA-EPP	Realização de Evento, em Belé	32,470.00
Brazil	COMUNIDADE INDÍGENA MÁKRARÉ	MEMORANDO DE ENTENDIMENTO COMUNIDAD	139,010.00
Brazil	Conselho do Povo Indígena Potyguara	MEMORANDO DE ENTENDIMENTO ASSOCIACÁ	44,890.00
Brazil	CONSTRUTORA CONSTRUDIÁS LTDA	Contratação de empresas para c	40,910.00
Brazil	CONSTRUTORA JI LTDA	Contratação de empresas para c	44,650.00
Brazil	CONSTRUTORA JI LTDA	Contratação de empresas para constr	86,570.00
Brazil	CONTECNICA CONSULTORIA TECNICA LTDA	Contrato Lisboa da Cunha III	235,840.00
Brazil	CONTECNICA CONSULTORIA TECNICA LTDA	Contrato Lisboa da Cunha IV	161,380.00
Brazil	CONTECNICA CONSULTORIA TECNICA LTDA	Contrato Lisboa da Cunha V	118,250.00
Brazil	CRISTAL GRAFICA E FOTOLITO DIGITAL	Serviços de impressão e acabam	31,900.00
Brazil	DATAFOLHA INSTITUTO DE PESQUISA LTDA.	Entrega do primeiro produto co	389,920.00
Brazil	DATAFOLHA INSTITUTO DE PESQUISA LTDA.	Entrega do primeiro produto contrat	383,500.00
Brazil	DATAFOLHA INSTITUTO DE PESQUISA LTDA.	Entrega do quarto produto cont	405,790.00
Brazil	DATAFOLHA INSTITUTO DE PESQUISA LTDA.	Entrega do quarto produto contratad	383,500.00
Brazil	DATAFOLHA INSTITUTO DE PESQUISA LTDA.	Entrega do segundo produto con	373,240.00
Brazil	DATAFOLHA INSTITUTO DE PESQUISA LTDA.	Entrega do segundo produto contrata	383,500.00
Brazil	DATAFOLHA INSTITUTO DE PESQUISA LTDA.	Entrega do terceiro produto co	408,170.00

Major Contracts for Services Placed by Agency During 2010 (Contracts of \$30,000 or more)

Agency	Location of contractor	Name of contractor	Description of services	Contract value USD
UNDP Continued				
Brazil		DATAFOLHA INSTITUTO DE PESQUISA LTDA.	Entrega do terceiro produto contrat	383.500,00
Brazil		DATAFOLHA INSTITUTO DE PESQUISA LTDA.	PRODUTO 01	34.130,00
Brazil		DATAFOLHA INSTITUTO DE PESQUISA LTDA.	PRODUTO 02	43.400,00
Brazil		DATAFOLHA INSTITUTO DE PESQUISA LTDA.	PRODUTO 03	34.130,00
Brazil		DATAFOLHA INSTITUTO DE PESQUISA LTDA.	PRODUTO 04	43.400,00
Brazil		DATAFOLHA INSTITUTO DE PESQUISA LTDA.	PRODUTO 5	1.150.490,00
Brazil		DATAFOLHA INSTITUTO DE PESQUISA LTDA.	PRODUTO 6	1.150.490,00
Brazil		DATAMETRICA CONSULTORIA PESQUISA E	Estudos sobre os Centros de Co	47.390,00
Brazil		DATAMETRICA CONSULTORIA PESQUISA E	Estudos sobre os Centros de Convivê	117.150,00
Brazil		DBA ENGENHARIA DE SISTEMAS LTDA.		154.510,00
Brazil		Ecomek Consultoria Empresarial e Meio	ELABORAÇÃO E ANÁLISE DO RESUMO	47.790,00
Brazil		Ecomek Consultoria Empresarial e Meio	OFICINA COM PESQUISADORES E EL	43.830,00
Brazil		Ecomek Consultoria Empresarial e Meio	REALIZAÇÃO DE REUNIÃO TÉCNICA	37.310,00
Brazil		EDUARDO BORGES MARTINS	Consultant fee	37.500,00
Brazil		Ei Eventos Inteligentes Ltda.	IPC-IG international workshop	60.100,00
Brazil		Ei Eventos Inteligentes Ltda.	IPC-IG international workshop - eve	73.690,00
Brazil		EMBAIXADA DO BRASIL PROJETO MALARIA	SUPRIMENTO DE FUNDOS	37.650,00
Brazil		EMPRESA BRASIL DE COMUNICAÇÃO S/A	Adesão ao contrato da EBC - BRA 04/	58.620,00
Brazil		EMPRESA BRASIL DE COMUNICAÇÃO S/A	Adesão ao contrato da EBC - BRA/04/	219.780,00
Brazil		EMPRESA BRASIL DE COMUNICAÇÃO S/A	EBC - Veiculação de publicação lega	109.890,00
Brazil		EMPRESA BRASIL DE COMUNICAÇÃO S/A	Publicações Legais - EBC	34.090,00
Brazil		EMPRESA BRASIL DE COMUNICAÇÃO S/A	Publicidade Legal EBC	95.330,00
Brazil		EMPRESA BRASIL DE COMUNICAÇÃO S/A	Serviços de Comunicação - Publicaçõ	44.690,00
Brazil		EMPRESA BRASIL DE COMUNICAÇÃO S/A	Serviços de comunicação e veiculaçã	55.010,00
Brazil		EMPRESA BRASIL DE COMUNICAÇÃO S/A	Serviços de veiculação de publicaçã	48.300,00
Brazil		FÁBIO WESLEY MELO	LINHA 2 -DONOR 11240	37.850,00
Brazil		FASE-MT	saldo para 2010 Fase MT	32.760,00
Brazil		FEC - FUNDACAO EUCLIDES DA CUNHA DE	Assinatura de carta de acordo com a	47.460,00
Brazil		FLYTOUR BUSINESS TRAVEL VIAG E TUR LTDA	Aquisição de passagens aéreas nacio	1.169.590,00
Brazil		FLYTOUR BUSINESS TRAVEL VIAG E TUR LTDA	Emissão de bilhetes aéreos.	209.890,00
Brazil		FLYTOUR BUSINESS TRAVEL VIAG E TUR LTDA	Emissão de passagens aéreas para at	609.830,00
Brazil		FLYTOUR BUSINESS TRAVEL VIAG E TUR LTDA	Emissão de passagens.	109.890,00
Brazil		FLYTOUR BUSINESS TRAVEL VIAG E TUR LTDA	EMPRESA DE EMISSÃO DE PASSAGENS AÉR	549.450,00
Brazil		FLYTOUR BUSINESS TRAVEL VIAG E TUR LTDA	PASSAGENS AÉREAS	32.970,00
Brazil		FLYTOUR BUSINESS TRAVEL VIAG E TUR LTDA	Passagens Aéreas	134.750,00
Brazil		FLYTOUR BUSINESS TRAVEL VIAG E TUR LTDA	PASSAGENS AÉREAS - BRA/07/G32 - sal	34.120,00
Brazil		FLYTOUR BUSINESS TRAVEL VIAG E TUR LTDA	Passagens Aéreas 2010	233.990,00
Brazil		FLYTOUR BUSINESS TRAVEL VIAG E TUR LTDA	Passagens Aéreas e Diárias	351.210,00
Brazil		FLYTOUR BUSINESS TRAVEL VIAG E TUR LTDA	Serviço de Agência de Viagens para	139.660,00
Brazil		FORÇA DELTA COM. DE EQUIP. MILITARES LTD	Aquisição de equipamentos para	303.410,00
Brazil		FOX ENGENHARIA E CONSULTORIA LTDA	Confecção de projetos executiv	48.670,00
Brazil		FUNDACAO C.D.D.H.BENTO RUBIAO	PRODUTO 18	68.650,00
Brazil		FUNDACAO C.D.D.H.BENTO RUBIAO	PRODUTO 19	64.020,00
Brazil		FUNDACAO C.D.D.H.BENTO RUBIAO	PRODUTO 20	77.920,00
Brazil		FUNDACAO C.D.D.H.BENTO RUBIAO	PRODUTO 25	34.060,00
Brazil		FUNDACAO COORDENACAO DE PROJETOS PESQUIS	PRODUTO 1 - PLANO DE TRABALHO	46.790,00
Brazil		FUNDACAO COORDENACAO DE PROJETOS PESQUIS	PRODUTO 1 - PLANO DE TRABALHO DETAL	44.430,00
Brazil		FUNDACAO COORDENACAO DE PROJETOS PESQUIS	PRODUTO 2 - APRESENTAÇÃO DO RESULTA	155.520,00
Brazil		FUNDACAO COORDENACAO DE PROJETOS PESQUIS	PRODUTO 3 - ESTUDO COMPARATIVO ENTR	66.650,00
Brazil		FUNDACAO COORDENACAO DE PROJETOS PESQUIS	PRODUTO 5 - APRESENTAÇÃO DE MATERIA	155.520,00
Brazil		FUNDAÇÃO DE AMPARO A PESQUISA E	ESTUDO PANORAMA PRONAF	31.350,00
Brazil		Fundação de Desenvolvimento da Pesquisa	Repasse de dinheiro de dinheiro por	47.050,00
Brazil		FUNDAÇÃO DE PESQUISAS FLORESTAIS DO	MEMORANDO DE ENTENDIMENTO FUNDAÇÃO	139.380,00
Brazil		FUNDACAO INSTITUTO DE ADMINISTRACAO	PAGTO PARCIAL CONT 5163-PROD 9	40.730,00
Brazil		FUNDACAO INSTITUTO DE ADMINISTRACAO	SALDO DO CONTRATO BRA 10 5163	285.110,00
Brazil		FUNDACAO INSTITUTO DE ADMINISTRACAO	SPAGTO PARC CONT 1590 - PROD 7	79.670,00
Brazil		FUNDAÇÃO P O DES TECNOL DA ENGENHARIA	Produto 1 e 6	39.790,00
Brazil		Fundação Pró-Natureza	Caracterização Geral	184.160,00
Brazil		Fundação Pró-Natureza	Correct Account to 72125	96.040,00
Brazil		Fundação Pró-Natureza	Diagnóstico Ambiental	90.760,00
Brazil		Fundação Pró-Natureza	Diagnóstico Socioeconômico e Fundiá	90.760,00
Brazil		Fundação Pró-Natureza	Produto I - Relatório de carac	96.040,00
Brazil		Fundação Pró-Natureza	Produto I - Relatório de caracteriz	96.040,00
Brazil		Fundação Pró-Natureza	Produto II - Relatório de cara	132.570,00
Brazil		Fundação Pró-Natureza	Produto II - Relatório de caracteri	128.050,00
Brazil		Fundação Pró-Natureza	Produto III - Relatório de caracter	96.040,00
Brazil		Fundação Pró-Natureza	Relatório com Análise integrada do	90.760,00
Brazil		FUNDAÇÃO UNIVERSIDADE DE PASSO FUNDO	Assinatura de Carta de Acordo com a	33.520,00
Brazil		FUSP- FUNDACAO DE APOIO À USP	Produto III - Relatório conten	47.800,00
Brazil		FUSP- FUNDACAO DE APOIO À USP	Produto IV - Consulta publica,	33.550,00
Brazil		GANEM PRODUCOES E EVENTOS LTDA ME	Evento de encerramento e entre	54.490,00
Brazil		GARDEN TURISMO E EVENTOS LTDA	CONTRATAÇÃO DE HOSPEDAGEM, LOC	138.690,00
Brazil		Gas Informática Ltda	RELATÓRIO DE CONFORMIDADE	32.440,00
Brazil		GEMPI GESTAO EMPRESARIAL E INFORMATICA	Correct Account to 72125	125.540,00
Brazil		GEMPI GESTAO EMPRESARIAL E INFORMATICA	Estruturação da Base Físico-Te	84.150,00
Brazil		GEMPI GESTAO EMPRESARIAL E INFORMATICA	Estruturação da Base Físico-Territo	84.630,00
Brazil		GEMPI GESTAO EMPRESARIAL E INFORMATICA	Estruturação do Sistema de Informaç	98.730,00
Brazil		GEMPI GESTAO EMPRESARIAL E INFORMATICA	Relatório Conclusivo e de Monitoram	56.420,00
Brazil		GEMPI GESTAO EMPRESARIAL E INFORMATICA	Relatório de Apresentação de o	41.380,00
Brazil		GEMPI GESTAO EMPRESARIAL E INFORMATICA	Relatório de Apresentação de opções	42.310,00
Brazil		Globo Tradução de Línguas Ltda.	Serviços de versão, tradução, revis	53.160,00
Brazil		GPE EVENTOS & CONSULTOIRA LTDA. - ME	Organização de evento em em Br	39.230,00
Brazil		GRAFICA E EDITORA BRASIL LTDA	Serviço de revisão, editoração	88.000,00
Brazil		GRAFICA E EDITORA BRASIL LTDA	Serviço de revisão, editoração e im	164.810,00
Brazil		GREENTEC CONJULT E PLAN AGRO-FLORESTAL E	INSERCAO DE SALDO DE 2009 P/ 2	278.720,00
Brazil		HERSA ENGENHARIA E SERVICOS LTDA	CORRECT FUND TO 30071	836.300,00
Brazil		HERSA ENGENHARIA E SERVICOS LTDA	OBRA DE EXECUÇÃO DA INFRA-EST	404.480,00
Brazil		HOSPITAL REGIONAL DE SOBRADINHO	HOSPITAIS SENTINELA	47.490,00
Brazil		IDEORAMA DESIGN E COMUNICAÇÃO LTDA	Contratação de gráfica ou editora p	30.260,00
Brazil		IDOM Ingeniería y Consultoría	Estudo de Damanda	60.520,00
Brazil		ILHA SERVICE SERVICOS DE INFORMATICA	AQUISIÇÃO DE MICROCOMPUTADOR P	50.700,00
Brazil		INDUSTRIA MONTAGEM E INSTALACOES GIMI	CORRECT TO FUND 30071	31.300,00
Brazil		INST. INTERAMERICANO DE COOP AGRICULTURA	Apoio financeiro II MNRD	600.000,00
Brazil		INSTITUTO BRASILEIRO DE PROTECAO	Metrópole Saudável - Indicadores	49.040,00
Brazil		Instituto de Ensino Superior de Vitória	Assinatura de Carta de Acordo com a	47.090,00
Brazil		INSTITUTO DE ESTUDOS DA RELIGIÃO - ISER	CONTRATAÇÃO EMPRESA JORNADA DH	971.080,00
Brazil		INSTITUTO Equipe de Educadores	ELABORAÇÃO DE MEMORANDO DE ENTENDIM	84.730,00
Brazil		INSTITUTO SOCIO AMBIENTAL ISA	LOTE 9(SÃO PAULO) PLANEJAMENTO DO E	36.910,00
Brazil		INSTITUTO VIA PUBLICA	Pesquisa Quali-Quantitativa PA	67.220,00
Brazil		INSTITUTO VIA PUBLICA	Pesquisa Quali-Quantitativa PAIF -	77.870,00
Brazil		INTERNATIONAL FOOD POLICY RESEARCH	avaliação de Impacto do PBF	611.520,00
Brazil		JGP Consultoria e Participações Ltda	Pagamento JGP	146.580,00
Brazil		JOSÉ ANTONIO DE SOUSA BATISTA	CONTRATAÇÃO CONSULTORIA 2010	32.390,00
Brazil		KATIA CRISTINA FAVILLA	CONTRATAÇÃO DA CONSULTORA KATIA CRI	44.320,00
Brazil		LCC CONSTRUTORA LTDA	RENT FOR UNDP CO PREMISES 2010	383.160,00
Brazil		LGE EDITORA LTDA	Impressão de 35 mil exemplares	61.020,00
Brazil		Logit Engenharia Consultiva Ltda	CORRECT FUND 51% TO 30071	70.610,00
Brazil		Logit Engenharia Consultiva Ltda	Pagamento LOGIT	559.850,00
Brazil		Machado Meyer Sendacz e Opice Advogados	Pagamento MMSO	84.740,00
Brazil		MAIS GRAFICA E EDITORA LTDA	Serviços Gráficos - Publicação	47.540,00
Brazil		MARCEL SILVA BUCAR	Contratação de empresa para a	37.790,00
Brazil		MARCEL SILVA BUCAR	Contratação de empresa para a criaç	225.260,00
Brazil		META INSTITUTO DE PESQUISA DE OPINIÃO LT	Pesquisa sobre a Advocacia Pública	68.820,00
Brazil		META INSTITUTO DE PESQUISA DE OPINIÃO LT	Pesquisa sobre a Advocacia Pública	78.650,00
Brazil		MIDIA EXPRESS TRANSPORTE DE DOC LTDA	TRANSPORTES DE CARGAS	37.570,00
Brazil		MOVIMENTO DE ORG. COMUNITÁRIA MOC	INSERCAO DE SALDO DA MOC	39.240,00
Brazil		MOVIMENTO INTERESTADUAL DAS QUEBRAD	EMPODERAMENTO ECONÓMICO DAS MU	74.460,00
Brazil		MOVIMENTO INTERESTADUAL DAS QUEBRAD	EMPODERAMENTO ECONÓMICO DAS MULHERE	110.340,00
Brazil		Mudanças cinco estrelas Ltda	Lote 01 - Armazenagem MG	65.220,00
Brazil		Mudanças cinco estrelas Ltda	Lote 02 - Armazenagem PE.	76.090,00

Major Contracts for Services Placed by Agency During 2010 (Contracts of \$30,000 or more)

Agency	Location of contractor	Name of contractor	Description of services	Contract value USD
UNDP Continued				
Brazil		Mudanças cinco estrelas Ltda	Lote 03 - Armazenagem PR	47.830,00
Brazil		Mudanças cinco estrelas Ltda	Lote 04 - Armazenagem AM	38.820,00
Brazil		Mudanças cinco estrelas Ltda	Lote 05 - Armazenagem DF	30.440,00
Brazil		Nx3 CONSULTORIA IMP EXPORTAÇÃO LTDA	Elaboração de estudos/Invest.	31.980,00
Brazil		OFICINA OA SC LTDA	Entrega de Projeto de Arquitet	48.150,00
Brazil		OFICINA OA SC LTDA	Entrega de Projeto de Arquitetura L	55.130,00
Brazil		ONG PROJETO CALA BOCA JÁ MORREU	PRODUTO	35.200,00
Brazil		ORGANIZAÇÃO COMUNITÁRIA INDÍGENA KRENYÉ	MEMORANDO DE ENTENDIMENTO ORGANIZAÇ	44.440,00
Brazil		PARCELAS A PAGAR ATE 13º TERMO AD	Desenvolvimento do Sistema Int	479.850,00
Brazil		PARCELAS A PAGAR ATE 13º TERMO AD	Desenvolvimento do Sistema Integrad	563.740,00
Brazil		PLENA CONSULTORIA E PROJETOS LTDA	INSERCAO DE SALDO DE 2009 PARA	82.050,00
Brazil		PRICE WATERHOUSE	Construção e a implementação de um	954.800,00
Brazil		PROJET C4	SUPRIMENTO DE FUNDOS	75.000,00
Brazil		PROJET C4	SUPRIMENTO DE FUNDOS	125.000,00
Brazil		PROJETO PNUD BRA/04/043 - TIMOR LESTE	SUPRIMENTO DE FUNDOS.	139.090,00
Brazil		PRYSMIAN TELECOMUNICACOES CABOS E SISTEM	Adquisición de Cables de Fibra	1.121.300,00
Brazil		PRYSMIAN TELECOMUNICACOES CABOS E SISTEM	Lote 1: Cable Multipar Aéreo	1.348.610,00
Brazil		PRYSMIAN TELECOMUNICACOES CABOS E SISTEM	Lote 2: Cable Multipar Subterr	610.080,00
Brazil		ROGERIO ERN	CONTRATAÇÃO CONSULTORIA 2010.	30.180,00
Brazil		SAHEL CONSTRUCTION	Décompte 1	30.240,00
Brazil		SAS INSTITUTE BRASIL LTDA	Aquisição de Solução Integrada	889.690,00
Brazil		SAS INSTITUTE BRASIL LTDA	Produto 2 - BI	101.870,00
Brazil		SAS INSTITUTE BRASIL LTDA	Produto 3 - BI	50.940,00
Brazil		SASOP	saldo para 2010 SASOP	134.470,00
Brazil		SEC. EST. SAUDE DISTRITO FEDERAL	PAGAMENTO HOSPITAL DE SOBRADIN	49.420,00
Brazil		SENAI - SP	SUPRIMENTO DE FUNDOS	89.450,00
Brazil		SENAI - PE	SUPRIMENTO DE FUNDOS	1.599.600,00
Brazil		SENAI MG	SUPRIMENTO DE FUNDOS	815.200,00
Brazil		SERGIO PAGANINI MARTINS	CONTRATAÇÃO CONSULTORIA 2010	56.180,00
Brazil		SERVIÇO NAC. APRENDIZAGEM INDUSTRIA	SUPRIMENTO DE FUNDOS	81.200,00
Brazil		SERVIÇO NACIONAL DE APRENDIZAGEM	SUPRIMENTO DE FUNDOS	1.807.980,00
Brazil		SERVIÇO NACIONAL DE APRENDIZAGEM INDUSTR	SALDO EM RELAÇÃO AO CONTRATO N	83.100,00
Brazil		SERVIÇO NACIONAL DE APRENDIZAGEM INDUSTR	SUPRIMENTO DE FUNDOS	844.080,00
Brazil		SERVIÇO NACIONAL DE APRENDIZAGEM INDUSTR	TRANSF. RECURSOS COMPL PARC 1	65.400,00
Brazil		SERVIÇO NACIONAL DE APRENDIZAGEM INDUSTR	TRANSF. RECURSOS COMPL. PARC 1	496.720,00
Brazil		SIA SSB SPA	Advance Payment	175.980,00
Brazil		SIGMA DATASERV INFORMÁTICA S/A	PRODUTO 11	64.470,00
Brazil		SIGMA DATASERV INFORMÁTICA S/A	PRODUTO 3	60.670,00
Brazil		SIGMA DATASERV INFORMÁTICA S/A	PRODUTO 6	88.980,00
Brazil		SIGMA DATASERV INFORMÁTICA S/A	PRODUTO 7	115.680,00
Brazil		SIGMA DATASERV INFORMÁTICA S/A	PRODUTO 8	55.870,00
Brazil		SIGMA DATASERV INFORMÁTICA S/A	PRODUTO 9	55.870,00
Brazil		SILVEIRA INDUSTRIAL	Apoio a pequenos Empreedimento	106.910,00
Brazil		SOLAR CONSULTORIA EM GESTAO E PESQUISAS	Capacitação de Conselheiros	129.720,00
Brazil		SOLUCAO INOX COMERCIO MANUTENCAO E	Apoio a pequenos Empreedimento	322.370,00
Brazil		STCP E. DE PROJETOS LTDA	INSERCAO DE SALDO DE 2009 P/ 2	164.900,00
Brazil		SUN & TOUR VIAGENS E EVENTOS LTDA	Serviços de apoio logístico ao	68.880,00
Brazil		SYLVIA REGINA DE C. EMYGDIO PEREIRA	PRODUTO 03	31.980,00
Brazil		TERRAGRAPH - B. DA COSTA FERREIRA	Expense Distribution	38.560,00
Brazil		TERRAGRAPH - B. DA COSTA FERREIRA	Produto 4: Plano de Ação Conso	37.920,00
Brazil		TOP COMERCIAL DE MANUFATURADOS E	Aquisição de Tanques F. Peixe	42.530,00
Brazil		TOP COMERCIO E SERVICOS EMPRESARIAIS	Aquisição de tanques, F. peixe.	43.480,00
Brazil		TRANSFER LOGISTICA E TRANSP ESPECIAIS LT	1º Termo Aditivo - Aditar o va	55.070,00
Brazil		TRANSFER LOGISTICA E TRANSP ESPECIAIS LT	Contratação de empresa para ma	275.370,00
Brazil		TRANSFER LOGISTICA E TRANSP ESPECIAIS LT	Manuseio e distribuição de mat	51.030,00
Brazil		TRANSFER LOGISTICA E TRANSP ESPECIAIS LT	Manuseio e distribuição de material	217.550,00
Brazil		ULTRA DIGITAL GRAFICA E EDITORA LTDA	Contratação de empresa para pr	32.030,00
Brazil		UNIBAN - ACADEMIA PAULISTA ANCHIETA	Correct Account to 72145	63.860,00
Brazil		UNIBAN - ACADEMIA PAULISTA ANCHIETA	Produto 1 - Plano	31.930,00
Brazil		UNIBAN - ACADEMIA PAULISTA ANCHIETA	Produto 2 - Seleção dos alunos	31.930,00
Brazil		UNIBAN - ACADEMIA PAULISTA ANCHIETA	Produto 3 - Perfil dos selecio	31.960,00
Brazil		UNIBAN - ACADEMIA PAULISTA ANCHIETA	Produto 4 - Cerimônia de abert	31.960,00
Brazil		UNIQUE BRASIL GRAFICA EDITORA E TURISMO	Lote 1	85.500,00
Brazil		UNIQUE BRASIL GRAFICA EDITORA E TURISMO	Lote 5	51.910,00
Brazil		URANO DO BRASIL IND. COM. EXP. IMP. LTDA	2.Aquisição de Equipamentos pa	75.710,00
Brazil		VIDA EQUIPAMENTOS DE SEG E PREC LTDA	Lote 1 - materiais, bens e/ou	47.900,00
Brazil		VITAE CIVILIS - INST. P DESENV. MEIO AMB	subsidiar os trabalhos da SAIC	169.910,00
Brazil		VITAE CIVILIS - INST. P DESENV. MEIO AMB	subsidiar os trabalhos da SAIC/MMA	232.260,00
Brazil		VITORIA DISTRIBUIDORA DE JORNALISTAS	Manuseio e distribuição de 30	68.720,00
Brazil		VOLNEI PORFIRIO DA SILVA	CONTRATAÇÃO CONSULTORIA 2010	34.730,00
Bulgaria		56192 - DEMO PROJECT PANEL BLOCKS	FR 01.03.2010-31.03.2010	75.910,00
Bulgaria		56192 - DEMO PROJECT PANEL BLOCKS	FR 01.06.2010 - 30.06.2010	30.120,00
Bulgaria		56192 - DEMO PROJECT PANEL BLOCKS	FR November 2010	127.070,00
Bulgaria		BOYAN ANGUELOV KONSTANTINOV	SSA BOYAN KONSTANTINOV	55.250,00
Bulgaria		ENEFFECT PROJECT 48788	FR September 2010 - II	59.080,00
Bulgaria		STRATEGY OBJECT OOD	LICENCIAS SOCLASS SERVER V.2	135.870,00
Burkina Faso		CFAO MOTORS	Motor vehicles, passenger, pub	155.710,00
Burkina Faso		Damiba Pierre Claver	Paiement d'honoraires	39.960,00
Burkina Faso		ECID SARL	Amenagement site d'irrigation	47.840,00
Burkina Faso		GEOFOR (SOCIETE DE GEOLOGIE ET FORAGES)	Realisation de 6 forages dans la pr	81.430,00
Burkina Faso		MEDIATION REGLEMENT CONFLIT	Remboursement des dépenses dans le	204.990,00
Burkina Faso		MILLENIUM TRADING	Unité sechage de tomates	42.050,00
Burkina Faso		Projet 00062711- Appui Sect Sante & Sida	EXP JUILLET 2010	144.130,00
Burkina Faso		Projet 00071011 PANA FEM	EXP SEPT 2010	45.690,00
Burkina Faso		PROJET BKF 016	Frais formulations PRODOC PTF	45.570,00
Burkina Faso		PROJET PRODUCTION INTERNATIONALE	Installation mini-réseau élect	63.360,00
Burkina Faso		SAWADOGO DRISSA	CONTRAT DE M. SAWADOGO DRISSA / EXP	35.450,00
Burkina Faso		ZIL TELECOM INTERNATIONAL SA	60% installation pilône PARMAN	42.620,00
Burundi		ACOMEBE	Chaise avec écritoire et struc	43.140,00
Burundi		AEPV	Appui aux groupements agrioles	30.110,00
Burundi		BANQUE DE CREDIT DE BUJUMBURA	Derniere tranche de salaire de	269.330,00
Burundi		BANQUE DE CREDIT DE BUJUMBURA	Facilitation paiement recenseu	1.760.410,00
Burundi		BANQUE DE CREDIT DE BUJUMBURA	INDEMNITES DES AGENTS D'AFFIC	191.090,00
Burundi		BANQUE DE CREDIT DE BUJUMBURA	Indemnite de charge et de risq	527.340,00
Burundi		BANQUE DE CREDIT DE BUJUMBURA	PAIEMENT 1ERE TRANCHE SALAIRES	88.110,00
Burundi		BANQUE DE CREDIT DE BUJUMBURA	Paiement intervenants CNI	33.160,00
Burundi		BANQUE DE CREDIT DE BUJUMBURA	Paiement régularisation des ho	31.520,00
Burundi		BANQUE DE CREDIT DE BUJUMBURA	pyt. intervenants:109 communes	54.350,00
Burundi		BINUB	Construction of chain link fen	47.190,00
Burundi		BUREAU DES PROJETS D'EDUCATION	Dernière tranche 2	50.060,00
Burundi		BUREAU DES PROJETS D'EDUCATION	Dernière tranche 3	34.570,00
Burundi		CARDO - André Marie SIMBARE	REHABILITATION CDS KAYANZA - T	41.680,00
Burundi		COFOUMAT	Achèvement des travaux	30.950,00
Burundi		COMMISS.EPISCOPALE JUSTICE ET PAIX(CEJP)	Observation élections collinai	34.380,00
Burundi		COMMISS.EPISCOPALE JUSTICE ET PAIX(CEJP)	Observation élections collinaires:	34.380,00
Burundi		COMMUNE BUBANZA	2ème TRANCHE	113.060,00
Burundi		COMMUNE BUBANZA	3ème TRANCHE	32.130,00
Burundi		COMMUNE BUGANDA	2ème tranche de construction de 66	36.430,00
Burundi		COMMUNE KANYOSHA	Ach équipements + matériaux de cons	49.130,00
Burundi		COMMUNE MPANDA	1ère TRANCHE	60.820,00
Burundi		COMMUNE MPANDA	2ème TRANCHE	36.490,00
Burundi		COMMUNE MPANDA	3ème TRANCHE	36.490,00
Burundi		COMMUNE MUHUTA	1ère tranche représentant 25%	32.220,00
Burundi		COMMUNE MUHUTA	1ère tranche représentant 25% du mo	32.220,00
Burundi		COMMUNE MUHUTA	2ème tranche représentant 30% du mo	38.670,00
Burundi		COMMUNE MUHUTA	3ème tranche représentant 30% du m	38.670,00
Burundi		COMMUNE RUGAZI	1ère tranche représentant 25%	32.640,00
Burundi		COMMUNE RUGAZI	1ère tranche représentant 25% du mo	32.640,00
Burundi		COMMUNE RUGAZI	2ème tranche représentant 30% du mo	39.170,00
Burundi		COMMUNE RUGAZI	3ème tranche représentant 30% du m	39.170,00

Major Contracts for Services Placed by Agency During 2010 (Contracts of \$30,000 or more)

Agency	Location of contractor	Name of contractor	Description of services	Contract value USD
UNDP Continued				
Burundi		CONSEIL POUR LE DEVELOPPEMENT INTEGRE AS	ORGANISATIONS DE TROIS ATELIE	39,930.00
Burundi		cosome	Observation elections collinaire	30,460.00
Burundi		cosome	Observation elections collinaires: a	30,460.00
Burundi		DAC-CARDO	Avance de démarrage de 20% à l	31,610.00
Burundi		DAC-CARDO	Avance de démarrage de 20% à la sig	31,640.00
Burundi		DAC-CARDO	Païement achèvement de 30% des	37,880.00
Burundi		DAC-CARDO	Païement achèvement de 30% des trav	37,970.00
Burundi		DAC-CARDO	Païement achèvement de 60% des trav	37,970.00
Burundi		DAC-CARDO	Païement achèvement de 90% des trav	34,800.00
Burundi		DAC-CARDO	TRANCHE 1	30,820.00
Burundi		DEPARTEMENT DE LA PROMOTION DE LA FEMME	Atelier: Genre & VIH/Makamba	32,160.00
Burundi		EGB	Avance de démarrage-20%	232,250.00
Burundi		EGB	Avancement à 30%	139,350.00
Burundi		EGB	Avancement à 60%	139,350.00
Burundi		EGB	Avancement à 90%	127,740.00
Burundi		EGB	Réception provisoire	58,060.00
Burundi		FENACOBURU - COOPEC	Frais de gestion à la FENABU	37,830.00
Burundi		FENACOBURU - COOPEC	Frais de gestion et de rémunér	86,630.00
Burundi		FENACOBURU - COOPEC	Frais de gestion FENACOBURU	38,670.00
Burundi		FENACOBURU - COOPEC	Frais de gestion pour le payem	87,090.00
Burundi		FENACOBURU - COOPEC	Frais variables représentant l	32,700.00
Burundi		FENACOBURU - COOPEC	HIMO BJM MAIRIE -Païement 1ère	128,440.00
Burundi		FENACOBURU - COOPEC	HIMO BJM MAIRIE -Païement 1ère tran	128,440.00
Burundi		FENACOBURU - COOPEC	HIMO BJM MAIRIE-Païement 2ème	128,120.00
Burundi		FENACOBURU - COOPEC	HIMO BJM MAIRIE-Païement 2ème tranc	128,440.00
Burundi		FENACOBURU - COOPEC	HIMO BJM MAIRIE -Païement 3ème tran	128,440.00
Burundi		FENACOBURU - COOPEC	HIMO BUBANZA -Païement 1ère tr	152,200.00
Burundi		FENACOBURU - COOPEC	HIMO BUBANZA -Païement 1ère tranche	152,200.00
Burundi		FENACOBURU - COOPEC	HIMO BUBANZA -Païement 2ème tr	151,820.00
Burundi		FENACOBURU - COOPEC	HIMO BUBANZA -Païement 2ème tranche	152,200.00
Burundi		FENACOBURU - COOPEC	HIMO BUBANZA -Païement 3 ème	151,820.00
Burundi		FENACOBURU - COOPEC	HIMO BUBANZA -Païement 3 ème tranc	152,200.00
Burundi		FENACOBURU - COOPEC	Indemnités des agents distribu	487,800.00
Burundi		FENACOBURU - COOPEC	Indemnités des agents manutent	251,070.00
Burundi		FENACOBURU - COOPEC	Remboursement des frais payés	666,700.00
Burundi		FENACOBURU - COOPEC	TRANCHE 1 / HONORAIRE AA	279,020.00
Burundi		FENACOBURU - COOPEC	TRANCHE 2 / HONORAIRE AA	279,020.00
Burundi		FENACOBURU - COOPEC	TRANCHE 3 / HONORAIRE AA	278,680.00
Burundi		FENRAJ CONSEIL	Audit du Programme d'urgence	33,400.00
Burundi		G. T. S.	Bureau simple en bois de cypré	33,270.00
Burundi		GREAT LAKES ADVERTISERS	Païement de 40% pour les activ	35,990.00
Burundi		GROUPE MARCK	Vélo forestier type VTT	31,880.00
Burundi		IFES/NDI	Participation des femmes Burun	60,000.00
Burundi		INSTITUT PANOS PARIS	Subvention / logistique au PAC	118,810.00
Burundi		INSTITUT PANOS PARIS	Subvention / logistique au PACAM: a	118,810.00
Burundi		JEUNES BATWA BUTERERE-VIS	1 ÈRE TRANCHE APRES SIGNATURE	90,000.00
Burundi		JEUNES BATWA BUTERERE-VIS	1 ÈRE TRANCHE APRES SIGNATURE DE CE	90,000.00
Burundi		LALIVE	Cabinet d'avocat/Tenues MROP d	51,470.00
Burundi		LALIVE	Cabinet d'avocat/Tenues MROP de la	288,000.00
Burundi		ONATEL	Païement avance de 20% de l'av	74,020.00
Burundi		ONATEL	Païement avance de 40% du mont	103,630.00
Burundi		Picfare Industries Limited	Papier listing: Listing 3 Feu	72,300.00
Burundi		Picfare Industries Limited	Voter cards in conformity with	897,050.00
Burundi		PLANNING THE FUTURE COMPANY	Avance de démarrage	47,340.00
Burundi		PLANNING THE FUTURE COMPANY	Avance de Démarrage à la signa	40,470.00
Burundi		PLANNING THE FUTURE COMPANY	Avance de Démarrage à la signature	40,470.00
Burundi		PLANNING THE FUTURE COMPANY	Avancement à 30%	56,810.00
Burundi		PLANNING THE FUTURE COMPANY	Avancement à 60%	56,810.00
Burundi		PLANNING THE FUTURE COMPANY	Avancement à 90%	52,070.00
Burundi		PLANNING THE FUTURE COMPANY	Tranche 1/Avancement à 30 % des tra	50,590.00
Burundi		PLANNING THE FUTURE COMPANY	Tranche 2/Avancement à ent à 60 % d	70,830.00
Burundi		PREFED BURUNDI	Deuxième tranche ; 40% du montant du	81,260.00
Burundi		PREFED BURUNDI	Première tranche ;30% du montant du	60,950.00
Burundi		PREFED BURUNDI	Troisième tranche; 20% du montant d	40,630.00
Burundi		PROJET D'APPU AU RAPATRIEMENT ET A LA R	Tranche 3: Trilavau de constru	71,380.00
Burundi		PROJET D'APPU AU RAPATRIEMENT ET A LA R	Tranche 4 : Ecoles primaires N	42,510.00
Burundi		PROJET D'APPU AU RAPATRIEMENT ET A LA R	TRANCHE1	93,380.00
Burundi		PROJET D'APPU AU RAPATRIEMENT ET A LA R	TRANCHE1 MU	93,380.00
Burundi		PROJET D'APPU AU RAPATRIEMENT ET A LA R	TRANCHE2	77,210.00
Burundi		PROJET D'APPU AU RAPATRIEMENT ET A LA R	TRANCHE2 MU	77,280.00
Burundi		PROJET D'APPU AU RAPATRIEMENT ET A LA R	TRANCHE3 MUTAMBA	54,740.00
Burundi		PROJET D'APPU AU RAPATRIEMENT ET A LA R	TRANCHE4 MU	32,200.00
Burundi		RBP+	1 ère tranche, à la signature	44,100.00
Burundi		RBP+	1 ère tranche, à la signature du co	44,100.00
Burundi		SECRETARIAT PERMANENT CNCA	Expense Distribution	202,500.00
Burundi		SINAVYIGEZE SERGE	Transport matériel électoral/S	146,880.00
Burundi		SOBELEC	TRANCHE 1	732,360.00
Burundi		SOBELEC	TRANCHE 2	172,570.00
Burundi		SOBELEC	TRANCHE 3 (païement partiel)	68,240.00
Burundi		SOCOTRAPE	LOT N 2	130,210.00
Burundi		SOCOTRAPE	LOT N 6	38,010.00
Burundi		SOCOTRAPE	LOT N 2	137,760.00
Burundi		SOCOTRAPE	LOT N 5	101,950.00
Burundi		SOCOTRAPE	LOT N 6	210,680.00
Burundi		SOCOTRAPE	LOT N 7	282,500.00
Burundi		SRMB - Léopold André RUKOKERWA	Achèvement de 30% des travaux	77,430.00
Burundi		SRMB - Léopold André RUKOKERWA	Achèvement de 60% des travaux	77,430.00
Burundi		SRMB - Léopold André RUKOKERWA	Achèvement de 90% des travaux	70,980.00
Burundi		SRMB - Léopold André RUKOKERWA	Avance de démarage 20%Travaux	32,260.00
Burundi		SRMB - Léopold André RUKOKERWA	Avance de démarage 20%Travaux de ré	32,260.00
Burundi		STAR-SYSTEMS	Fourniture de materiel et inst	57,480.00
Cambodia		ACLEDA BANK (CO. PSDD PAYROLL)	Old age benefit for PSDD staff	78,430.00
Cambodia		ACLEDA BANK (CO. PSDD PAYROLL)	PSDD salaries for April 2010	230,970.00
Cambodia		ACLEDA BANK (CO. PSDD PAYROLL)	PSDD Salaries for February 201	227,200.00
Cambodia		ACLEDA BANK (CO. PSDD PAYROLL)	PSDD salaries for March	225,520.00
Cambodia		ACLEDA BANK (CO. PSDD PAYROLL)	PSDD Staf salaries for January	228,340.00
Cambodia		ACLEDA BANK (CO. PSDD PAYROLL)	Reverse back SIDA to TRAC	491,660.00
Cambodia		ACLEDA BANK (CO. PSDD PAYROLL)	Reverse from TRAC to SIDA	491,660.00
Cambodia		CAMBODIAN MINE ACTION CENTRE	1st Qtr-10 CMAC Operati Budget	803,080.00
Cambodia		CAMBODIAN MINE ACTION CENTRE	2nd Qtr-10-CMAC Operati Budget	729,270.00
Cambodia		CAMBODIAN MINE ACTION CENTRE	3rd Qtr-10-CMAC OperationalBud	693,910.00
Cambodia		CAMBODIAN MINE ACTION CENTRE	Phase I-BLS service CMAC	216,200.00
Cambodia		CAMBODIAN MINE ACTION CENTRE	Phase II-BLS Service CMAC	277,180.00
Cambodia		CAMBODIAN MINE ACTION CENTRE	Q4 CMAC operation disbursement	749,660.00
Cambodia		COMMUNITY LEGAL EDUCATION CENTER (CLEC)	Last payment Contract#2007/05/	49,190.00
Cambodia		DDLG-MOI	FACE Report 2QT MOI 2010 1/3	72,130.00
Cambodia		LIVE & LEARN UNDP RULIP LC	6th payment to Live&Learn for	60,000.00
Cambodia		LIVE & LEARN UNDP RULIP LC	7th payment to Live&Learn for	35,000.00
Cambodia		MULTI-DONOR SUPPORT PROGRAM	1QT 2010 FACE Expenditure 2/2	96,110.00
Cambodia		NATIONAL TREASURY C/S FUND	Commune Sangkat Fund 2010	1,500,000.00
Cambodia		NCDD-PSDD-2010	FACE Repor Quarter 3 year 2010	643,480.00
Cambodia		NCDD-PSDD-2010	FACE report 1 Quarter 2010	863,680.00
Cambodia		NCDD-PSDD-2010	FACE Report 2 QT (1/2)-Sida	1,217,820.00
Cambodia		NCDD-PSDD-2010	FACE Report 2QT 2010 (Sida)	258,170.00
Cambodia		NCDD-PSDD-2010	FACE report Quarter 3,2010	1,344,170.00
Cambodia		NCDD-PSDD-2010	First QT Expenditures-Reverse	864,560.00
Cambodia		NCDD-PSDD-2010	Second QT Report 2010-SIDA	813,250.00
Cambodia		PRICE WATERHOUSE COOPERS	Second Payment after submissio	32,630.00
Cambodia		PRICE WATERHOUSE COOPERS	Second Payment after submission and	34,930.00
Cameroon		UN EDUCATIONAL SCIENTIFIC AND CULTURAL	Mission Cost-JP Iliboudo/Prospe	56,500.00

Major Contracts for Services Placed by Agency During 2010 (Contracts of \$30,000 or more)

Agency Location of contractor	Name of contractor	Description of services	Contract value USD
UNDP Continued			
Canada	6121705 Canada Inc ProCare Services	Provision of Management Consultant	225,000.00
Canada	ALAN FERGUSON	Consultancy Fee for ICCR	40,000.00
Canada	Brian LACHMAN	(BIM)-BrianLachman(may - nov 2010)	114,560.00
Canada	BRIAN WEBBER	B WEBBER SALARY JAN-JUNE 2010	31,000.00
Canada	CAROLINE KENNEDY ANN	Technical Consultant on Media Relat	66,500.00
Canada	CODE INCORPORATED	45L. solid plastic, translucent bal	34,080.00
Canada	CODE INCORPORATED	BOX OF 24 X BLACK WAX CRAYONS	93,140.00
Canada	CODE INCORPORATED	CALCULATOR CAN SHOW MINIMUM 8	172,270.00
Canada	CODE INCORPORATED	CARD HOLDER FOR ID CARD	40,820.00
Canada	CODE INCORPORATED	CARDBOARD VOTING SCREEN WITH L	258,170.00
Canada	CODE INCORPORATED	CORRUGATED PLASTIC BALLOT BOX	613,730.00
Canada	CODE INCORPORATED	Freight charges to DDU Warehouse in	139,410.00
Canada	CODE INCORPORATED	ID CARDBOARD CARDS TO IDENTIFY	31,970.00
Canada	CODE INCORPORATED	INDELEBILE ELECTION INK IN A P	121,750.00
Canada	CODE INCORPORATED	LED CAMPING LAMP WITH BATTERIE	438,940.00
Canada	CODE INCORPORATED	Lids for 45 L. ballot boxes, solid	34,350.00
Canada	CODE INCORPORATED	PACK OF 12 CANDLES, WHITE MINI	129,310.00
Canada	CODE INCORPORATED	PACK STANDARD BALL POINT PENS,	45,940.00
Canada	CODE INCORPORATED	PAIEMENT STORAGE CODE INCORPOR	149,190.00
Canada	CODE INCORPORATED	ROLL OF ADHESIVE TRANSPARENT P	105,480.00
Canada	CODE INCORPORATED	SELF ADHESIVE TRANSPARENT STIC	39,170.00
Canada	CODE INCORPORATED	STRONG CARDBOARD BOX	250,250.00
Canada	CODE INCORPORATED	TEB TRANSPARENT BAG FOR Pv.S (72,720.00
Canada	CODE INCORPORATED	TEB TRANSPARENT FOR BALLOTS (2	68,900.00
Canada	CODE INCORPORATED	TISSUE PAPER, C-FOLD, 24/100 A	52,750.00
Canada	CODE INCORPORATED	UNDP Code Incorporated#3260	600,000.00
Canada	CODE INCORPORATED	VOTE TALLY FORM SIZE A2 (DOUBL	102,240.00
Canada	CODE INCORPORATED	YELLOW PAD 8 1/2 X 11	48,070.00
Canada	CONSULADO GENERAL DE PANAMA	ANTICIPO FONDO TLC CANADA	40,000.00
Canada	COULOMBE HAROLD	2nd pymt for the 2009/2010 SHI	36,000.00
Canada	DANIEL MING LI TSHIN	Payment to Mr. Daniel Ming-Li Tshin	35,400.00
Canada	Derek Alan Pieper	SSA No. 023/2010 17 May 2010 to 16	49,030.00
Canada	DUNDEX Network	Fees for 23/02-31/05	42,000.00
Canada	DUNDEX Network	Fees for 25/01-23/045	38,120.00
Canada	DUNDEX Network	RLA/BCPR/RRST-2010/008 - Rasil	35,990.00
Canada	Elfiq Networks (Elfiq Inc)	20 LLB Units - Country Office Conne	31,900.00
Canada	Elias Gideon	Elias Gideon Service period: 18 Aug	75,670.00
Canada	ENTERPRISING SOLUTIONS GLOBAL CONSULTING	Final.Pmt 2nd Amend.(SIL/03/CO	49,280.00
Canada	ENTERPRISING SOLUTIONS GLOBAL CONSULTING	Training, other	100,010.00
Canada	GROUPE IBI/DAA INC	AVANCE POUR MOBILISATION	800,000.00
Canada	HAMID REHMAN CHAUDHRY	Payment for International cons	32,180.00
Canada	HARINDER JANJUA	SSA HARINDER JANJUA	38,000.00
Canada	HENRI PAUL BOLAP	Reverse from TRAC to SIDA	53,160.00
Canada	HENRI PAUL BOLAP	Salary for Capacity Development Cons	63,000.00
Canada	IBM CORPORATION (Philadelphia)	ADDITIONAL SAN STORAGE ESTIMAT	51,630.00
Canada	IBM CORPORATION (Philadelphia)	Additional SAN Storage Estimati	213,330.00
Canada	IMPOPHARMA	EFT 7.1.5 & 7.2.3 AS OF CTO	158,700.00
Canada	Inter. Institute for Sustainable Devpt	Expense Distribution	66,630.00
Canada	JACQUES GRYSOLE	J.GRYSOLE IIDP V.2 FINAL PYMT	30,450.00
Canada	Jean-Joseph Bellamy	UNDP/PB/SSA/2010/14	87,500.00
Canada	John Carter	Lump Sum Fees	35,750.00
Canada	JUAN ABREU MENDEZ	P-10-0021-A, consulor individ	38,400.00
Canada	KEITH KRAUSE	SSA fees 12 Jan - 13 July 2010	54,000.00
Canada	Laval University	Training materials for Poverty	38,200.00
Canada	LE GROUPE S. M. INTERNATIONAL, INC	Paie ment bordereau # 8 de SMI/IC	61,490.00
Canada	LE GROUPE S. M. INTERNATIONAL, INC	Paie ment bordereau # 8 de SMI/COMPAC	61,490.00
Canada	LE GROUPE S. M. INTERNATIONAL, INC	Paie ment bordereau # 10 de SMI/Comp	60,990.00
Canada	LE GROUPE S. M. INTERNATIONAL, INC	Paie ment Bordereau # 2 de SMI COMP	31,150.00
Canada	LE GROUPE S. M. INTERNATIONAL, INC	Paie ment Bordereau # 3 SMI COMPAC	40,650.00
Canada	LE GROUPE S. M. INTERNATIONAL, INC	Paie ment bordereau # 4 de SMI	110,260.00
Canada	LE GROUPE S. M. INTERNATIONAL, INC	Paie ment bordereau # 4 de SMI COMPA	110,260.00
Canada	LE GROUPE S. M. INTERNATIONAL, INC	Paie ment bordereau # 6 de SMI	104,780.00
Canada	LE GROUPE S. M. INTERNATIONAL, INC	Paie ment bordereau # 6 de SMI/COMP	104,780.00
Canada	LE GROUPE S. M. INTERNATIONAL, INC	Paie ment Bordereau # 9 de SMI/	57,730.00
Canada	LE GROUPE S. M. INTERNATIONAL, INC	Paie ment Bordereau # 9 de SMI/COMP	57,730.00
Canada	LE GROUPE S. M. INTERNATIONAL, INC	Paie ment bordereau # 7 du gro	57,230.00
Canada	LOUIS PHILIPPE LAVOIE	Consultant's fee package - SSA 2010	65,000.00
Canada	MARBK RESOURCE CONSULTANTS LTD	PAYMENT OF CONSULTANT FEES (GO	31,560.00
Canada	MediaBadger Public Affairs	Provision of Survey of Perceptions	40,080.00
Canada	MICHAEL WILLIAM JOSEPH CLEGG	remaining days of Micheal cleg	47,250.00
Canada	Michel Daniel MICHAUD	SSA consultant for investigation	44,100.00
Canada	OLAF JUERGENSEN	Contract Fees	92,580.00
Canada	PEP Network at Universite Laval	Technical Assistance for Pover	37,510.00
Canada	PEP Network at Universite Laval	Technical Assistance for Poverty an	213,660.00
Canada	PETER JOHN MORGAN	SSA fees for capacity development	42,000.00
Canada	PGF CONSULTANTS	10% Dépot rapport préliminaire	51,790.00
Canada	PGF CONSULTANTS	30% Acceptation du plan straté	155,370.00
Canada	PGF CONSULTANTS	30% Acceptation du rapport de	155,370.00
Canada	PGF CONSULTANTS	30% Dépot du rapport de synthé	155,370.00
Canada	ROBERT GEORGE BOASE	SSA of Robert Boase under contract	37,500.00
Canada	Saville & Holdsworth (SHL) Canada, Inc.	December 2010 session (24 participa	257,660.00
Canada	Saville & Holdsworth (SHL) Canada, Inc.	RCAC in Turin, Italy 11-29 Jan	491,000.00
Canada	Saville & Holdsworth (SHL) Canada, Inc.	Spring 2011 session (24 participant	262,820.00
Canada	SHERIF RUSHDY	SSA Extension, MDGs Adviser - Fund	40,000.00
Canada	SOCODEVI PANAMA, S.A.	F.07-0412-C / Consultoria para	35,980.00
Canada	SOE LIN	SSA PMT- DR SOE LIN-O/S AMOUNT	60,400.00
Canada	THE PYTHIAN GROUP	PYTHIAN - Jul -Dec2010	59,780.00
Canada	TYYNELA, JOHN	International Consultant Do No Harm	33,000.00
Canada	UNIVERSALIA MANAGEMENT GROUP	Final Installment payment for	59,480.00
Canada	UNIVERSALIA MANAGEMENT GROUP	First Installment paid for Inc	44,610.00
Canada	Universalía Management Group	Milestone 2 : Upon satisfactory com	69,000.00
Canada	Universalía Management Group	Milestone 3: Upon satisfactory comp	36,250.00
Canada	UNIVERSALIA MANAGEMENT GROUP	Second Installment payment for	44,610.00
Cape Verde	ASSOCIAÇÃO DOS AMIGOS DA NATUREZA	45% AFTER 1ST INTERIM REPORT	64,950.00
Cape Verde	COMPTA CABO VERDE	DERNIERE TRANCHE 56.62%CONTRAT	33,840.00
Cape Verde	CONSTRUÇÕES ROSARIO - SOC. UNIPESSOAL	Construction fees	33,510.00
Cape Verde	GC COMUNICACOES	PAIEMENT RELIQUAT DU CONTRACT	51,160.00
Cape Verde	ITECH CONSULTING	Expense Distribution	43,000.00
Cape Verde	MGF-INVESTIMENTOS ESTUDOS E GESTAO SA	LOGIST. III RENC.MISSION DIPL.	35,890.00
Cape Verde	MULTIUSOS C.V.	30% CONTRACT FEES	53,490.00
Cape Verde	SINA CONSTRUÇÕES	20% OF CONTRACT- CONSTRUCTION	113,260.00
Central African Republic	BACA ENTREPRISE	Paie ment 1ere tranche (20%)	31,320.00
Central African Republic	BACA ENTREPRISE	Paie ment 2e tranche (40%)	56,840.00
Central African Republic	BACA ENTREPRISE	Verse ment d'un montant de : q	42,320.00
Central African Republic	BUREAU D'ETUDES ET TRAVAUX GENIE CIVIL	Retenue de garantie(10%), Cent	35,790.00
Central African Republic	COMMISSION ELECTORALE INDEPENDANTE	Expense Distribution	94,490.00
Central African Republic	CONSTRU TECHNIQUE SERVICE	2ème tranche de paie ment(40%)	86,180.00
Central African Republic	CONSTRU TECHNIQUE SERVICE	2ème tranche de paie ment(40%) Centr	60,320.00
Central African Republic	CONSTRU TECHNIQUE SERVICE	3ème tranche de paie ment(20%) Centr	30,160.00
Central African Republic	ENTREPRISE DJALMA S/C MOUSSA CHRISTOPHE	2ème tranche de paie ment(40%) Centr	51,460.00
Central African Republic	ENTREPRISE POLYGONE	2ème tranche de paie ment(40%)	47,000.00
Central African Republic	ENTREPRISE POLYGONE	Verse ment d'un montant de 30%	32,890.00
Central African Republic	ENTREPRISE POLYGONE	Verse ment d'un montant de 40%	84,390.00
Central African Republic	EO-TRACE	Paie ment 2e tranche (40%)	76,830.00
Central African Republic	FONDATION SJM SARL	80% including shipping cost of	70,570.00
Central African Republic	G.E.V.	Paie ment 1ere tranche (20%)	179,020.00
Central African Republic	G.E.V.	Paie ment 2e tranche (40%)	395,130.00
Central African Republic	G.E.V.	Paie ment 3e tranche (20%)	148,590.00
Central African Republic	G.E.V.	Paie ment 4e tranche (10%)	44,760.00
Central African Republic	G.E.V.	Paie ment 5e tranche (10%)	44,760.00

Major Contracts for Services Placed by Agency During 2010 (Contracts of \$30,000 or more)

Agency	Location of contractor	Name of contractor	Description of services	Contract value USD
UNDP Continued				
Central African Republic		G.E.V.	Versement d'un montant de: lorsque	37 090.00
Central African Republic		MINISTERE DE LA DEFENSE NATIONALE	Acheminement des Urnes	39 780.00
Central African Republic		SALINE MULTISERVICES	Paieement 2e tranche (40%) lors	36 320.00
Central African Republic		SOKAMBI Aristide	Loyer du 1er Trimestre 2010	30 860.00
Central African Republic		SOKAMBI Aristide	Loyers 2è trimestre 2010	30 860.00
Central African Republic		SOKAMBI Aristide	Loyers du 4è trimestre 2010	31 110.00
Central African Republic		STE ACELL-MOOV	80% CABLAGE ET INSTALLATION DU	57 400.00
Central African Republic		T.O.T.A.L-CENTRAFRIQUE	Achat de carburant total	96 850.00
Central African Republic		TRADEX RCA	Achat de carburant PACE	38 740.00
Chad		ENTREPRISE GEYSER S.A	FRAIS ATTACHEMENT N 02 DEMAR	322 180.00
Chad		ENTREPRISE GEYSER S.A	FRAIS ATTACHEMENT N 03 DEMAR	149 890.00
Chad		GROUPEMENT SAAI-SONED	FRAIS 1 PHASE APPROB APD	65 510.00
Chad		GROUPEMENT SAAI-SONED	Frais lotissement et documents	136 440.00
Chad		GROUPEMENT SAAI-SONED	PAY.PHASE APPROB. APS ETU.TECH	74 410.00
Chad		NODJIGOTO ENOCH	Sessions criminelles	31 690.00
Chad		ORGANISATION MONDIALE DE LA SANTE	FINANCEMENT DE L'ENQUETE SUR L	182 060.00
Chad		ORGANISATION MONDIALE DE LA SANTE	RELIQUAT FINANCEMENT ENQUETE	110 760.00
Chad		SOCIETE TROPIC -SARL	AVANCE DEMAR.TRAV.ELECT.SITE	649 170.00
Chad		SOCIETE TROPIC -SARL	PAIEMENT DECOMPTE PROV.AVANCE	629 370.00
Chad		THOMAS DINGANGOTO	Avance fonds 1er trimestre	88 600.00
Chad		THOMAS DINGANGOTO	Avance fonds 2ème trimestre	148 780.00
Chad		THOMAS DINGANGOTO	Demande d'avance de fonds pour	153 350.00
Chad		THOMAS DINGANGOTO	II. MISSION D'AIDE JURIDIQUE E	82 670.00
Chad		TRACTAFRIC	TO REVERSAL VCHR 28166	82 800.00
Chad		Unité de Protocole de Montreal-Thad	VERSEMENT RELIQUAT	36 660.00
Chile		AXIOVISTA S.A.	PAGO FACT 25	180 970.00
Chile		CAPITEL S.A	ASES EXPERTA 9 ZONAS PAGAS	79 660.00
Chile		CORPORACION ALTOS DE CANTILLANA	PAGO TRASPASO DE FONDOS	39 370.00
Chile		CORPORACION ALTOS DE CANTILLANA	TRASPASO DE FONDOS	35 220.00
Chile		Eugenio Figueroa Benavides	SSA/2009/230	31 440.00
Chile		HOTELERA HOST SAN CRISTOBAL LTDA	F - 0021 - 0020 - 0022 - 60065	90 140.00
Chile		INAP CONSULTORES	SCT/2009/32 INAP REEMPLAZO PO	32 000.00
Chile		MAGENTA CAPACITACION LTDA	DISEÑO E IMPLEMENTACION MODELO	67 160.00
Chile		MAGENTA CAPACITACION LTDA	SCT/2010/17 MAGENTA DISEÑO E I	40 630.00
Chile		MARCELO VIAL QUEZADA	AMPLIACION OFICINAS TERCER PIS	33 890.00
Chile		TRASUS S.A.	ASESORIA EN LA GESTION Y CONTR	73 040.00
Chile		Universidad Austral de Chile	SCT/2009/36 UNIVERSIDAD AUSTRAL	40 970.00
China		BEIJING HOUSING SERVICE CORP.	Expense Distribution	288 690.00
China		BEIJING HOUSING SERVICE CORP.	Rent for the second half 2010	289 970.00
China		BEIJING HOUSING SERVICE CORP.	rents for the first half 2010	288 690.00
China		BEIJING HOUSING SERVICE CORP.	rents for the second half 2009	288 690.00
China		CICETE	Expense Distribution	11 146 700.00
China		CICETE	Recording expenditures/CICETE	36 320.00
China		FECO_MEP	Expense Distribution	1 648 390.00
China		GRANT THOMTON	2nd payment: financial audit o	43 670.00
China		RENMIN UNIVERSITY OF CHINA	Expense Distribution	164 860.00
China		Xi'an Research and Design Institute of	1st Installment as per signed	61 960.00
China		Xi'an Research and Design Institute of	1st installment as per signed	62 500.00
China		Xi'an Research and Design Institute of	1st Installment as per signed LOA b	36 960.00
China		Xi'an Research and Design Institute of	1st installment as per signed LOA b	37 500.00
China		Xi'an Research and Design Institute of	2nd Installment as per signed LOA b	74 220.00
Colombia		ADMINISTRADORA DE FONDOS DE PENSIONES Y	CONTRATO ARRENDAMIENTO ZDO. PI	45 290.00
Colombia		AGENCIA DE DILLO ECONOMICO LOCAL NARINO	Expense Distribution	42 130.00
Colombia		ARQUITECTOS INGENIEROS CONTRATISTAS	ADECUACION SANTA MARTA	57 860.00
Colombia		ARQUITECTOS INGENIEROS CONTRATISTAS	CON 0000007479 - NR - 00073393 ADEC	73 220.00
Colombia		BANKVISION SOFTWARE LTDA	PAGO 40% FACT2111 SISTEMA UNIF	126 190.00
Colombia		CAJA DE COMPENSACION COMPENSAR	CON 0000007710 - FM - CENTRO DE CON	52 910.00
Colombia		CAJA DE COMPENSACION COMPENSAR	FACTURA 131450 FACE 1163	50 630.00
Colombia		CENTRO NACIONAL DE CONSULTORIA	REAPERTURA PO.6484 - LINEA DE	32 550.00
Colombia		COMPUNET SA	SEGUNDO PAGO - 00039703 COMPUN	31 580.00
Colombia		CONSORCIO BDO CONSULTORIA COLOMBIANA	BDO FACTURA 301	506 980.00
Colombia		CONSORCIO BDO CONSULTORIA COLOMBIANA	CUENTA DE COBRO 5% DEVOLUCIÓN	1 150 210.00
Colombia		CONSORCIO BDO CONSULTORIA COLOMBIANA	FACTURA 302 - INTERVENTORIA	81 470.00
Colombia		CONSORCIO BDO CONSULTORIA COLOMBIANA	FACTURA 303 - INTERVENTORIA	139 350.00
Colombia		CONSORCIO BDO CONSULTORIA COLOMBIANA	FACTURA 304 - INTERVENTORIA	189 250.00
Colombia		CONSORCIO BDO CONSULTORIA COLOMBIANA	FACTURA 305 - INTERVENTORIA	242 190.00
Colombia		CONSORCIO BDO CONSULTORIA COLOMBIANA	FACTURA 306 INTERVENTORIA REGA	633 520.00
Colombia		CONSORCIO BDO CONSULTORIA COLOMBIANA	FACTURA 312 INTERVENTORIA REGA	91 870.00
Colombia		CONSORCIO BDO CONSULTORIA COLOMBIANA	FACTURA 313 INTERVENTORIA REGA	142 670.00
Colombia		CONSORCIO BDO CONSULTORIA COLOMBIANA	FACTURA 314 INTERVENTORIA REGA	169 460.00
Colombia		CONSORCIO BDO CONSULTORIA COLOMBIANA	FACTURA 315 INTERVENTORIA REGA	182 860.00
Colombia		CONSORCIO BDO CONSULTORIA COLOMBIANA	INTERVENTORIA ADMINISTRATIVA Y	496 800.00
Colombia		CONSORCIO BDO CONSULTORIA COLOMBIANA	SEGUIMIENTO A PROYECTOS FACT29	414 820.00
Colombia		CONSORCIO BDO CONSULTORIA COLOMBIANA	SEGUIMIENTO FACT292	114 260.00
Colombia		CONSORCIO BDO CONSULTORIA COLOMBIANA	SEGUIMIENTO PROYECTO DE REGALI	519 690.00
Colombia		CONSORCIO SONDA	CARGO FIJO MENSUAL MES 20. CON	237 100.00
Colombia		CONSORCIO SONDA	CARGO FIJO MENSUAL MES 21 Y 21	163 830.00
Colombia		CONSORCIO SONDA	DECIMO CUARTO PAGO	59 690.00
Colombia		CONSORCIO SONDA	DECIMO NOVENOS PAGO CON3731	59 510.00
Colombia		CONSORCIO SONDA	DECIMO PAGO	97 510.00
Colombia		CONSORCIO SONDA	DECIMO PRIMER PAGO	96 920.00
Colombia		CONSORCIO SONDA	DECIMO QUINTO PAGO	131 460.00
Colombia		CONSORCIO SONDA	DECIMO QUINTO. DECIMO SEXTO, D	238 210.00
Colombia		CONSORCIO SONDA	DECIMO SEGUNDO PAGO	96 820.00
Colombia		CONSORCIO SONDA	DECIMO TERCER PAGO	59 510.00
Colombia		CONSORCIO SONDA	PAGO CONTROL CAMBIO	44 430.00
Colombia		CORPORACION HUIPAZ	Expense Distribution	47 470.00
Colombia		DIEGO CAMILO BAUTISTA RIOS	P-10-0225-A; Consultor individ	45 500.00
Colombia		DIEGO CAMILO BAUTISTA RIOS	Sol de Pago N 70 que correspon	45 500.00
Colombia		DISTECAR LTDA DISENOS TECNOLOGICOS EN AR	20% APROB GARANTIA Y CRONOGRAM	34 800.00
Colombia		DISTECAR LTDA DISENOS TECNOLOGICOS EN AR	73393 DISEÑO DE ARCHIVO	130 600.00
Colombia		DISTECAR LTDA DISENOS TECNOLOGICOS EN AR	ULTIMO PAGO 40%	32 050.00
Colombia		ECONOMETRIA S.A.	CUARTO PAGO 26%	30 380.00
Colombia		EDGAR NIETO Y ASOCIADOS LTDA	2009 - CON 0000004339 - NC - 0	35 160.00
Colombia		EDGAR NIETO Y ASOCIADOS LTDA	39703 EDGAR NIETO & ASOC. LTDA	40 410.00
Colombia		FEDERACION NACIONAL DE CAFETEROS	ACCIÓN SOCIAL OBRA A2	69 470.00
Colombia		FEDERACION NACIONAL DE CAFETEROS	CORDILLERA OBRA C13	183 030.00
Colombia		FEDERACION NACIONAL DE CAFETEROS	CORDILLERA OBRA C5	63 300.00
Colombia		FEDERACION NACIONAL DE CAFETEROS	Expense Distribution	139 830.00
Colombia		FEDERACION NACIONAL DE CAFETEROS	OBRA A24	42 070.00
Colombia		FEDERACION NACIONAL DE CAFETEROS	OBRA M 38	51 790.00
Colombia		FEDERACION NACIONAL DE CAFETEROS	PROY ACCIÓN SOCIAL OBRA A13	79 000.00
Colombia		FEDERACION NACIONAL DE CAFETEROS	PROY MACARENA OBRA M1	91 300.00
Colombia		FEDERACION NACIONAL DE CAFETEROS	PROY MACARENA OBRA M20	33 030.00
Colombia		FEDERACION NACIONAL DE CAFETEROS	PROYEC ACCIÓN SOCIAL OBRA A3	57 330.00
Colombia		FEDERACION NACIONAL DE CAFETEROS	PROYEC ACCIÓN SOCIAL OBRA A7	63 560.00
Colombia		FEDERACION NACIONAL DE CAFETEROS	PROYEC CORDILLERA C5	483 880.00
Colombia		FEDERACION NACIONAL DE CAFETEROS	PROYEC MACARENA OBRA 26	332 420.00
Colombia		FEDERACION NACIONAL DE CAFETEROS	PROYEC MACARENA OBRA M26	169 010.00
Colombia		FEDERACION NACIONAL DE CAFETEROS	PROYECT ACCIÓN SOCIAL OBRA A14	83 260.00
Colombia		FEDERACION NACIONAL DE CAFETEROS	PROYECT ACCIÓN SOCIAL OBRA A28	34 660.00
Colombia		FEDERACION NACIONAL DE CAFETEROS	PROYECTO ACCIÓN SOCIAL	49 770.00
Colombia		FEDERACION NACIONAL DE CAFETEROS	PROYECTO INDIGENA	133 430.00
Colombia		FEDERACION NACIONAL DE CAFETEROS	PROYECTO INDIGENAS	147 530.00
Colombia		FEDERACION NACIONAL DE CAFETEROS	PROYECTO MACARENA	74 510.00
Colombia		FEDERACION NACIONAL DE CAFETEROS	SALDO OBRAS COMITÉ CAFETEROS	211 940.00
Colombia		FEDERACION NACIONAL DE CAFETEROS	SALDO OBRAS COMITÉ DE CAFETERO	225 440.00
Colombia		FUNDACION NUEVO PERIODISMO IBEROAMERICAN	1er pago contra la firma del c	36 000.00
Colombia		FUNDACION PRO SIERRA NEVADA DE SANTA	CUENTA COBRO PROSIERRA	244 500.00
Colombia		FUNDACION RED DE DESARROLLO Y PAZ	Expense Distribution	56 980.00

Major Contracts for Services Placed by Agency During 2010 (Contracts of \$30,000 or more)

Agency	Location of contractor	Name of contractor	Description of services	Contract value USD
UNDP Continued				
Columbia		HAROLD HUMBERTO ORTIZ CERON	CONSTRUCCION AULAS Y UNIDADES SANIT	47 950.00
Columbia		HOTEL TERMALES EL OTOÑO	OS 000007366 - ES - 00070219	32 260.00
Columbia		INCOPLAN S A	CONTRATO SUB - 4431 DE 2009 AN	63 000.00
Columbia		INCOPLAN S A	SALDO 65% FACT1513 INTERVENTOR	162 430.00
Columbia		INFORMATICA DATAPOINT DE COLOMBIA LTDA	73393 ADQUISICION DE LICENCIA	286 470.00
Columbia		INSTITUTO SEGURIDAD JURIDICA Y PROBIIDAD	PAGO TOTAL CONV. 000109	69 180.00
Columbia		INTERNACIONAL DE NEGOCIOS S.A	CON 000007467 - NR - 00073393 - AS	72 310.00
Columbia		INTERRAPIDISIMO SA	REINGRESO PO NO 6586 DISTRIBUCION H	36 690.00
Columbia		JENNY ELISA LOPEZ RODRIGUEZ	SSA 0000007670 - ME - 00058855 CONT	31 630.00
Columbia		LABORATORIOS CHALVER DE COLOMBIA SA	Expense Distribution	58 380.00
Columbia		LABORATORIOS CHALVER DE COLOMBIA SA	FACE 03 CUARTO PAGO 40%	49 690.00
Columbia		MARQUES Y URIZA LTDA	11970 OTROSI 6 CONTRATO 2622 M	107 860.00
Columbia		MUNDO CIENTIFICO LTDA	Servicios Integrales de copiado e l	73 390.00
Columbia		MYLES FISHER	Fee	36 740.00
Columbia		NEOTECH ENGINEERING LTDA	PROY 69536 SISTEMA DE INFORMACION U	46 310.00
Columbia		NOMINA DE CONSULTORES	Expense Distribution	9 878 230.00
Columbia		Oscar Ernesto Huertas	UNDP/PB/SSA/2010/18	34 000.00
Columbia		PAEZ Y ASOCIADOS CIA LTDA	AUDITORIA 2009 PROYECTOS NIM	37 760.00
Columbia		PAVIMENTOS COLOMBIA SA	Expense Distribution	200 580.00
Columbia		PAVIMENTOS COLOMBIA SA	FACTURA NO. 0279 ARRIENDO JULI	280 580.00
Columbia		PAVIMENTOS COLOMBIA SA	TI ARRIENDO OF PNUD ISEM 2010	259 160.00
Columbia		PENTA DESARROLLO ORGANIZACIONAL LTDA	SUB-2869 MOD8 PAGO 7,8,9,10,11	57 930.00
Columbia		PROYECTOS SEMANA SA	58855 FAC.3036/1 PRODUCTO 7517	57 850.00
Columbia		PROYECTOS SEMANA SA	CON 000007517 - ME - 00058855 CONT	141 020.00
Columbia		REP GREY WORLDWIDE	58855 PG FAC. 5885/ 6 PRODUCTO	117 620.00
Columbia		SAP COLOMBIA SAS	RE-CREACION - CONTRATO SUB9901	977 300.00
Columbia		SERTISOFT SA	11970 ACTA LIQ. SERTISOFT	43 930.00
Columbia		TASA WORLDWIDE SA	11970 CON4618 P 2/3 SERV CONSU	31 040.00
Columbia		TASA WORLDWIDE SA	RECREACION PURCHASE ORDER No.	36 690.00
Columbia		TOTAL MANAGEMENT LTDA	OS 000007682 - ME - 00072241	78 880.00
Columbia		TRAINING TRABAJOS DE INGENIERIA LTDA	ULTIMO PAGO MEJORAMIENTO 4 PUE	42 560.00
Columbia		UNION TEMPORA S&S Y SOLUCIONES EN ARCHIV	39703 UT S&S PAGO PARCIAL	227 200.00
Columbia		UNION TEMPORA S&S Y SOLUCIONES EN ARCHIV	39703 UT S&S EN ARCHIVO	169 780.00
Columbia		UNION TEMPORA S&S Y SOLUCIONES EN ARCHIV	39703 UT S&S PAGO SGN OTROSI2	121 060.00
Columbia		UNION TEMPORA S&S Y SOLUCIONES EN ARCHIV	39703 UT S&S SOLUC ARCHIVO	113 230.00
Columbia		UNION TEMPORA S&S Y SOLUCIONES EN ARCHIV	DIGITALIZACION DE CONTRATOS -	70 260.00
Columbia		UNION TEMPORA S&S Y SOLUCIONES EN ARCHIV	PAGO ENTREGA 2.370.947 FOLIOS	114 720.00
Columbia		UNION TEMPORAL FERHNSA PANANPROJECT	58286 FACT.01 ANTIC 20% P07658	41 970.00
Columbia		UNION TEMPORAL FERHNSA PANANPROJECT	CON 000007658 - ME - 00058286 TRAN	43 860.00
Columbia		UNION TEMPORAL GESTIONTEK B2B	CUARTO PAGO SOLUCIONES DE SOFT	46 580.00
Columbia		UNION TEMPORAL GESTIONTEK B2B	TERCER PAGO	46 580.00
Columbia		UNION TEMPORAL SOFTMANAGEMENT NETCO	PAGO SEXTO CON 0000005645 DEL	35 920.00
Columbia		UNION TEMPORAL SOFTMANAGEMENT NETCO	QUINTO CONTADO 15%	44 900.00
Columbia		UNION TEMPORAL SOFTMANAGEMENT NETCO	RE-CREACION CONTRATO 000000564	89 840.00
Columbia		UNION TEMPORAL SUABOGADO SUAREZ Y BOTIA	AT REGALIAS CONTRATO SERVICIOS LEGA	35 020.00
Columbia		UNION TEMPORAL SUABOGADO SUAREZ Y BOTIA	DAS CONTRATO SERVICIOS LEGALES	43 530.00
Columbia		UNION TEMPORAL SUABOGADO SUAREZ Y BOTIA	PRAP CONTRATO SERVICIOS LEGALES	49 640.00
Columbia		UNIVERSIDAD DE LOS ANDES	DECIMO Y DECIMO PRIMER PAGO (F)	94 330.00
Columbia		UNIVERSIDAD DE LOS ANDES	NOVENO PAGO OS4875	58 470.00
Columbia		UNIVERSIDAD DE LOS ANDES	OCTAVO PAGO	61 130.00
Columbia		UNIVERSIDAD DE LOS ANDES	PAGOS 2 Y 3 DE 3 - MODELO DE S	50 240.00
Columbia		UNIVERSIDAD DE LOS ANDES	SEPTIMO PAGO OS4875	109 630.00
Columbia		UNIVERSIDAD SANTO TOMAS	CURSO VIRTUAL GESTION DE PROYECTOS	60 960.00
Comoros		IMPREDOC	Impression/Reproduction des	44 540.00
Congo, Democratic Republic of		AGETRAF	Cold storage April 2010	33 140.00
Congo, Democratic Republic of		AGETRAF	Cold storage June 2010	30 610.00
Congo, Democratic Republic of		AGETRAF	Cold storage May 2010	36 380.00
Congo, Democratic Republic of		AGETRAF	Cotation 828-867	106 350.00
Congo, Democratic Republic of		AGETRAF	Cotation N 868-878	35 420.00
Congo, Democratic Republic of		AGETRAF	Cotation OUT 879 TAE 056-093	212 810.00
Congo, Democratic Republic of		AGETRAF	Cotation OUT PNUD764-783	57 410.00
Congo, Democratic Republic of		AGETRAF	Cotation150-152TAE011-016TMI862-863	44 500.00
Congo, Democratic Republic of		AGETRAF	Dedouanement Condom 8 cont cot	53 090.00
Congo, Democratic Republic of		ASYST SPRL	Formation en maint reseau, adm	39 000.00
Congo, Democratic Republic of		ASYST SPRL	Formation en maint reseau, admin ré	39 000.00
Congo, Democratic Republic of		AXENET ENTREPRISE	Serveurs Proliant DL360G5	47 250.00
Congo, Democratic Republic of		CARE INTERNATIONAL	1ER TRANCHE DE PAIEMENT	75 000.00
Congo, Democratic Republic of		CARITAS BASANKUSU	Réalisation de la cinquième étape d	74 040.00
Congo, Democratic Republic of		CARITAS BASANKUSU	Réalisation de la Deuxième étape de	61 700.00
Congo, Democratic Republic of		CARITAS BASANKUSU	Réalisation de la première étape de	49 360.00
Congo, Democratic Republic of		CARITAS BASANKUSU	Réalisation de la troisième étape d	37 020.00
Congo, Democratic Republic of		CARITAS CONGO	Réalisation de la cinquième étape d	77 570.00
Congo, Democratic Republic of		CARITAS CONGO	Réalisation de la deuxième étape de	64 640.00
Congo, Democratic Republic of		CARITAS CONGO	Réalisation de la première étape de	51 710.00
Congo, Democratic Republic of		CARITAS CONGO	Réalisation de la troisième étape d	38 790.00
Congo, Democratic Republic of		CARITAS-GOMA	Réalisation de la cinquième étape d	89 510.00
Congo, Democratic Republic of		CARITAS-GOMA	Réalisation de la deuxième étape de	74 590.00
Congo, Democratic Republic of		CARITAS-GOMA	Réalisation de la première étape de	59 670.00
Congo, Democratic Republic of		CARITAS-GOMA	Réalisation de la troisième étape d	44 760.00
Congo, Democratic Republic of		DELOITTE & TOUCHE CONGO SPRL	Paiement Facture Cabinet Deloi	87 100.00
Congo, Democratic Republic of		DELOITTE & TOUCHE CONGO SPRL	Paiement Honoraires - remise e	102 410.00
Congo, Democratic Republic of		FEMME AFRICA SOLIDARITE	POUR LA PERIODE MAI 2010	104 830.00
Congo, Democratic Republic of		FIFED ASBL	1er TRANCHE DE PAIEMENT	61 360.00
Congo, Democratic Republic of		GENITEC	Berceaux métalliques pour bébé et 8	40 920.00
Congo, Democratic Republic of		GROUPEMENT D'APPUI ET D'ACCOMPAGNEMENT	Réalisation de la cinquième étape d	52 970.00
Congo, Democratic Republic of		GROUPEMENT D'APPUI ET D'ACCOMPAGNEMENT	Réalisation de la deuxième étape de	44 140.00
Congo, Democratic Republic of		GROUPEMENT D'APPUI ET D'ACCOMPAGNEMENT	Réalisation de la première étape de	35 310.00
Congo, Democratic Republic of		INSTAPRINT	Affiches PRUDENCE	68 360.00
Congo, Democratic Republic of		INSTAPRINT	Carton d'emballage (Longueur 4	39 600.00
Congo, Democratic Republic of		INSTAPRINT	Dispensers Condoms PRUDENCE	35 100.00
Congo, Democratic Republic of		INSTAPRINT	Emballages Condoms PRUDENCE	79 410.00
Congo, Democratic Republic of		KINDUELO LUMBU PASCAL	ACCORD TRANSACTIONNEL KINDUELO	45 000.00
Congo, Democratic Republic of		KINDUELO LUMBU PASCAL	ACCORD TRANSACTIONNEL KINDUELO SUR	45 000.00
Congo, Democratic Republic of		KPMG CONGO-RDC	Expense Distribution	64 330.00
Congo, Democratic Republic of		KPMG CONGO-RDC	frais relatifs à l'audit des	40 900.00
Congo, Democratic Republic of		KPMG CONGO-RDC	Paiement Facture Cabinet KPMG	153 600.00
Congo, Democratic Republic of		KPMG CONGO-RDC	Paiement honoraires KPMG suiva	156 900.00
Congo, Democratic Republic of		KUEHNE + NAGEL A/S	Airfreight transport (POs GP28	44 970.00
Congo, Democratic Republic of		KUEHNE + NAGEL A/S	Airfreight transport (POs GP283924-	81 900.00
Congo, Democratic Republic of		LA FLEUR DE SEL	Dejeuner pendant 18 jours dans	53 060.00
Congo, Democratic Republic of		ORANGE	Desk Top HP compaq 500 B	42 080.00
Congo, Democratic Republic of		PHILEMON SIKULISIMWA MUSAVULI	Solde PAP BDD 17/09-06/10/10	32 470.00
Congo, Democratic Republic of		PRICE WATER HOUSE COOPERS	Paiement Facture Cabinet Price	363 500.00
Congo, Democratic Republic of		PROGRAMME ALIMENTAIRE MONDIAL	Decassement PAM T17& T18 R3	333 440.00
Congo, Democratic Republic of		RCN JUSTICE & DEMOCRATIE	APPLI FORMATION/CADASTRE	39 620.00
Congo, Democratic Republic of		SAFRICAS	Paiement du loyer du Programme	31 050.00
Congo, Democratic Republic of		Sesco sprl	Storage AreaNetwork (SAN)	102 350.00
Congo, Democratic Republic of		Sesco sprl	Tape Library	82 520.00
Congo, Democratic Republic of		STANBIC BANK CONGO	Incitation salariale 45 jrs Ka	36 230.00
Congo, Democratic Republic of		STANBIC BANK CONGO	Positionnement C. ension UNDSS	108 620.00
Congo, Democratic Republic of		THE CENTER FOR DEVELOPMENT COMMUNICATION	Quatrieme tranche	34 910.00
Congo, Democratic Republic of		THE CENTER FOR DEVELOPMENT COMMUNICATION	Troisieme tranche	34 910.00
Congo, Democratic Republic of		UNION INTERPARLEMENTAIRE	reversement reliquat MOU2007	38 980.00
Congo, Democratic Republic of		UNIVERSITE OFFICIELLE DE RUWENZORI	Réalisation de la cinquième étape d	144 040.00
Congo, Democratic Republic of		UNIVERSITE OFFICIELLE DE RUWENZORI	Réalisation de la deuxième étape de	120 040.00
Congo, Democratic Republic of		UNIVERSITE OFFICIELLE DE RUWENZORI	Réalisation de la première étape de	96 030.00
Congo, Democratic Republic of		UNIVERSITE OFFICIELLE DE RUWENZORI	Réalisation de la troisième étape d	72 020.00
Congo, Democratic Republic of		ZETES SA	SOFTWARE, COMPUTER and related	548 940.00
Congo, Democratic Republic of		ZETES SA	SOFTWARE, COMPUTER and related item	1 467 400.00
Congo, Republic of the		BA-C-EL	N 015 TRAVAUX CSI ETQUALI	137 760.00

Major Contracts for Services Placed by Agency During 2010 (Contracts of \$30,000 or more)

Agency	Location of contractor	Name of contractor	Description of services	Contract value USD
UNDP Continued				
Congo, Republic of the		BA-C-EL	TRAVAUX REHABILITATION CSI/PAR	203,050.00
Congo, Republic of the		CENTRE SONGHAI	LANCEMENT FORMATION ANIMATEURS	170,950.00
Congo, Republic of the		COBAT SARL	Expense Distribution	131,710.00
Congo, Republic of the		COMITE DE SUIVI - AFFAIRES SOCIALES	Expense Distribution	85,550.00
Congo, Republic of the		ENTREPRISE BONY COMMERCE SERVICES	N 001/EBCS/W-OD/10 CSI ODZIBA	161,290.00
Congo, Republic of the		ETS FRANCK ANDRE	AV1 REHABIL.CSI DE LOUVOULOU	70,210.00
Congo, Republic of the		ETS FRANCK ANDRE	Expense Distribution	37,720.00
Congo, Republic of the		FORUM DES JEUNES ENTREPRISES DU CONGO	Expense Distribution	58,060.00
Congo, Republic of the		FORUM DES JEUNES ENTREPRISES DU CONGO	FRS FORMATION TPE/PME/PARSEGD	43,000.00
Congo, Republic of the		MIAMBANZILA SARL	Expense Distribution	54,250.00
Congo, Republic of the		MIAMBANZILA SARL	N 034AVANCE 2 CSI LOEME NAGAMA	88,410.00
Congo, Republic of the		MIAMBANZILA SARL	REHABILITATION CSI LOEME/PARSE	127,500.00
Congo, Republic of the		NATHALYS SARL	REHABILITATION CSI MAMA MBOUAL	56,160.00
Congo, Republic of the		Programme des Nations Unies Pour le Dev	Regl du solde PRAEBASE	70,000.00
Congo, Republic of the		Programme des Nations Unies Pour le Dev	REVERSEMENT PAPSEC	49,930.00
Congo, Republic of the		Programme des Nations Unies Pour le Dev	REVERSEMENT PRESJAR 3	49,930.00
Congo, Republic of the		SERRU-TOP	N 028 TRAVAUX CSI DJOUE ET MAD	218,210.00
Congo, Republic of the		SERRU-TOP	N 32/ST/2010 CSI MOUSSO- DJOUE	38,920.00
Congo, Republic of the		SERRU-TOP	PYT TVALUX CSI MADIBOU	57,240.00
Congo, Republic of the		SERRU-TOP	REHABILITATION CSI MADIBOU	75,730.00
Congo, Republic of the		SOCIETE OCEANA	AV.TR.V. CSI MVOUTI ET LOUDIMA	36,080.00
Congo, Republic of the		SOCIETE OCEANA	N 018/06/DGMA PYT CSI MVOUTI	47,210.00
Congo, Republic of the		SOCIETE OCEANA	N 32 REHABILIT CSI MVOUTI	36,680.00
Congo, Republic of the		SOCIETE OCEANA	REHABILIT CSI LOUDIMA ET MVOUT	95,100.00
Congo, Republic of the		SOCIETE OCEANA	REHABILITATION CSIPARSEGD	144,390.00
Congo, Republic of the		SOVEMAC	20 BACS A ORDURES PARSEGD	372,350.00
Congo, Republic of the		SOVEMAC	Expense Distribution	51,030.00
Congo, Republic of the		SOVEMAC	N 024/CAIM/10 CHARENTES METAL	53,260.00
Congo, Republic of the		TRACTAFRIC	Expense Distribution	507,210.00
Congo, Republic of the		YOKA CYRIQUE	PERDIEMS DES AGENTS FOSSEPEL	350,000.00
Costa Rica		ASOC.PROGR.DEMOC.PARA SOSTEN.DEMOCRATICA	January-March 2010 exp. per at	57,800.00
Costa Rica		ASOC.PROGR.DEMOC.PARA SOSTEN.DEMOCRATICA	July-Set 2010 proj.exp.per att	31,500.00
Costa Rica		FUNDAUNA	Apr-Jun 2010 exp. per attached	41,120.00
Costa Rica		GEOCAP AS	Last pymt/ Software acquisit.	127,570.00
Costa Rica		GONZALO ELIZONDO BREEDY	Second reimb. Settlem.ONUSIDA	43,930.00
Costa Rica		IMPROSA SAFI, S.A.	Rent building year 2010	74,550.00
Cote d'Ivoire		AFRIFOR	Decomp N 2- 30 forages Eau Pot	48,970.00
Cote d'Ivoire		AFRIFOR	Decomp n 1/30 FORAGE/ONEP	60,450.00
Cote d'Ivoire		AFRIFOR	decomp N 2 Forages/Eau potabl	41,700.00
Cote d'Ivoire		AFRIFOR	Decomp N 5/45 forages/ONEP	47,680.00
Cote d'Ivoire		AFRIFOR	Decompte N 3/30 forages/Eau Pot	37,410.00
Cote d'Ivoire		AFRIFOR	decompN 3/45 forage/Eaupotab	69,870.00
Cote d'Ivoire		AFRIFOR	Expense Distribution	38,770.00
Cote d'Ivoire		ATP AGENCE DE TRAVAUX ET PRESTATION DIVE	Paiement reliquat 80% sur loca	50,820.00
Cote d'Ivoire		BIRO 29 d.o.o.	Contract no. 28/09 - Lot#20;21	51,770.00
Cote d'Ivoire		BMA SARL	Office buildings design	34,670.00
Cote d'Ivoire		BOMAC PROJEKT Ltd	ONE AND FINAL INSTALMENT UPON	35,650.00
Cote d'Ivoire		CGC - CI	Decomp N 2 suite/25 forages	85,080.00
Cote d'Ivoire		CGC - CI	Decompte N 2/25 forages/ONEP	127,620.00
Cote d'Ivoire		CGC - CI	DECOMPTE N 3/25 FORAGES	35,430.00
Cote d'Ivoire		COFEMCI-REPC	75%FRS ACTIVITES SENSIB ELECT	73,890.00
Cote d'Ivoire		COFEMCI-REPC	75%FRS SENSIBILISAT 2EME TOUR	39,700.00
Cote d'Ivoire		COFEMCI-REPC	FRS ACTIVITE SENSIBILIS ELECT	98,520.00
Cote d'Ivoire		CONTRASTE	IMPRESSION AFFICHES COMMENT MARQUER	30,780.00
Cote d'Ivoire		DAKAR RENDEZ-VOUS MUSIC	60% Avance diner gala/OMD	33,230.00
Cote d'Ivoire		DAKAR RENDEZ-VOUS MUSIC	60% Avance diner gala/OMD	66,450.00
Cote d'Ivoire		DERIKSA	BRIGADE RECH BKE	73,090.00
Cote d'Ivoire		DERIKSA	TRAVAUX DE REHABILITATION DE L	105,520.00
Cote d'Ivoire		DIEMELCO	FRAIS DE LOCATION D'UN ENTREPO	33,510.00
Cote d'Ivoire		E. G. Y. E.	Ecole primaire DARALA	49,960.00
Cote d'Ivoire		EKONERG Ltd.	4TH INSTALMENT UPON SUBMISSION OF R	52,060.00
Cote d'Ivoire		EKONERG Ltd.	FIRST INSTALMENT - EMIS	57,080.00
Cote d'Ivoire		EKONERG Ltd.	ISGE software upgrade	64,010.00
Cote d'Ivoire		EKONERG Ltd.	MILESTONE 1: DELIVERY OF FUNCT	67,020.00
Cote d'Ivoire		EKONERG Ltd.	MILESTONE 2: DELIVERY AND ACCE	46,740.00
Cote d'Ivoire		ELMA KURTALJ D.O.O.	ONE AND FINAL INSTALMENT UPON	42,780.00
Cote d'Ivoire		EMEB CI ADNAN SAMHAT	REHAB. COLLEGE MOD. KOLIA-	68,480.00
Cote d'Ivoire		EMEB CI ADNAN SAMHAT	Trvx CROU Residence 5	88,070.00
Cote d'Ivoire		ENEL-ATM D.O.O.	Smart metering	304,380.00
Cote d'Ivoire		ENTREPRISE MARIAM	Rehab commissariat Seguela	43,090.00
Cote d'Ivoire		ENTREPRISE MYKA SARL	achévmTVX 100%	141,050.00
Cote d'Ivoire		ENTREPRISE MYKA SARL	TRAVAUX DE REHABILITATION DE L	34,520.00
Cote d'Ivoire		FOSCAO-CI	75%FRS SENSIBILISAT 2EME TOUR	39,700.00
Cote d'Ivoire		FOSCAO-CI	FRS ACTIVITE SENSIBILIS ELECT	98,520.00
Cote d'Ivoire		FRANZETTI-CI	Acpte Raccord. 28 centre santé	92,700.00
Cote d'Ivoire		FRANZETTI-CI	Acpte Raccord. 33centres santé	63,510.00
Cote d'Ivoire		FRANZETTI-CI	Decomp N 2 /33 centres santé	152,240.00
Cote d'Ivoire		FRANZETTI-CI	Decomp N 2/Raccord. 28centres	147,990.00
Cote d'Ivoire		FRANZETTI-CI	Decomp n 3/28 centres santé	127,290.00
Cote d'Ivoire		FRANZETTI-CI	Decomp n 3/33 centres santé	44,290.00
Cote d'Ivoire		FRANZETTI-CI	Expense Distribution	137,940.00
Cote d'Ivoire		GECOTP	Gendarmerie séguéla	53,400.00
Cote d'Ivoire		GECOTP	TRAVAUX DE REHABILITATION EN Z	51,380.00
Cote d'Ivoire		GENERAL TECHNOLOGIE	Telephone systems	36,940.00
Cote d'Ivoire		GTZ	REMB FRS MISS LOGISTIQ ELECT	45,240.00
Cote d'Ivoire		HEP-ESCO d.o.o.	PDF Contract	33,650.00
Cote d'Ivoire		HOTEL PRESIDENT	HEBERGEMENT/RESTAURATION ET LO	44,590.00
Cote d'Ivoire		IMPRISCAN	IMPRESSION SERIGRAPHIQUE TSHIR	181,490.00
Cote d'Ivoire		INSTITUT NATIONAL DE STATISTIQUE	Frais Etude sources Croissance	32,870.00
Cote d'Ivoire		IVOIRE TRAVAUX 2000 CATEL	Paiement reliquat 80% travaux de ré	40,000.00
Cote d'Ivoire		LA COALITION DES FEMMES LEADERS DE CI	75%FRS ACTIVITES SENSIB ELECT	73,890.00
Cote d'Ivoire		LA COALITION DES FEMMES LEADERS DE CI	75%FRS SENSIBILISAT 2EME TOUR	39,700.00
Cote d'Ivoire		LE NZI/KONAN AKISSI AMELIE	Lycée Moderne Kouto	120,390.00
Cote d'Ivoire		LE NZI/KONAN AKISSI AMELIE	Réhab Brigade Khogo	51,080.00
Cote d'Ivoire		LE NZI/KONAN AKISSI AMELIE	TRAVAUX DE REHABILITATION EN Z	48,140.00
Cote d'Ivoire		MACOM	Financem ateliers&études	82,700.00
Cote d'Ivoire		MACOM	Financem. divers activités	30,250.00
Cote d'Ivoire		MACOM	Frais atelier 18-19/11/10	43,500.00
Cote d'Ivoire		MEDIATICS SARL	LOCATION PANNEAUX D'AFFICHAGES	70,330.00
Cote d'Ivoire		MESSE ENTREPRISE	Rehab.Gpe scol Mt GLAS	78,280.00
Cote d'Ivoire		MICI	IMPRESSION AFFICE 60 X80 CM	75,600.00
Cote d'Ivoire		MICI	IMPRESSION AFFICHES SENSIBILIS	65,310.00
Cote d'Ivoire		MICI	IMPRESSION OFFSET DOCUMENT *GU	88,930.00
Cote d'Ivoire		NSAHOTELSITHO	CATERING SERVICES	43,230.00
Cote d'Ivoire		ONG COSOPCI	75%FRS SENSIBILISAT 2EME TOUR	39,700.00
Cote d'Ivoire		ONG COSOPCI	FRS ACTIVITE SENSIBILIS ELECT	98,520.00
Cote d'Ivoire		ONG R.A.I.D.H.	75%FRS ACTIVITES SENSIB ELECT	73,890.00
Cote d'Ivoire		ONG R.A.I.D.H.	75%FRS SENSIBILISAT 2EME TOUR	39,700.00
Cote d'Ivoire		ONG R.A.I.D.H.	FRS ACTIVITE SENSIBILIS ELECT	98,520.00
Cote d'Ivoire		ONUICI	MOU.09 TRANSP MAT ELECTORAL	37,390.00
Cote d'Ivoire		OUATTARA YAYA	AV.REMUNE AGENTS DISTRIB CARTE	622,240.00
Cote d'Ivoire		OUATTARA YAYA	FORMAT AGENTS DISTRIB CARTES	576,920.00
Cote d'Ivoire		OUATTARA YAYA	RELIQ AGENT DISTRIB CARTE ELEC	858,690.00
Cote d'Ivoire		Price Waterhouse Coopers sa	AVENANT N 2 AU CONTRAT N 040/	31,930.00
Cote d'Ivoire		REPSFECO RESEAU PAIX ET SECURITE DES FEM	75%FRS ACTIVITES SENSIB ELECT	73,890.00
Cote d'Ivoire		REPSFECO RESEAU PAIX ET SECURITE DES FEM	75%FRS SENSIBILISAT 2EME TOUR	39,700.00
Cote d'Ivoire		REPSFECO RESEAU PAIX ET SECURITE DES FEM	FRS ACTIVITE SENSIBILIS ELECT	98,520.00
Cote d'Ivoire		Ria	IMPRESSION OFFSET ET CONFACTIO	80,480.00
Cote d'Ivoire		RTI	PAD MESSAGE SENSIBIL 1ER TOUR	59,600.00
Cote d'Ivoire		RTI	PAD MESSAGE SENSIBILAT 2E TOUR	38,780.00

Major Contracts for Services Placed by Agency During 2010 (Contracts of \$30,000 or more)

Agency	Location of contractor	Name of contractor	Description of services	Contract value USD
UNDP Continued				
Cote d'Ivoire		SAN-SERAX	PAIEMENT DE 80% RELICAT POUR 4	45 060.00
Cote d'Ivoire		SARADJEN D.O.O. - STANKOVCI	RECONSTRUCTION OF THE SPORTS G	32 490.00
Cote d'Ivoire		SCI DAUPHIN D'AZUR	FRAIS DE LOCATION D'UN ENTREPO	77 330.00
Cote d'Ivoire		SEARCH FOR COMMON GROUND	75%FRS ACTIVITES SENSIB ELECT	73 890.00
Cote d'Ivoire		SEARCH FOR COMMON GROUND	FRS ACTIVITE SENSIBILIS ELECT	98 520.00
Cote d'Ivoire		SEKAD	TRAVAUX DE REHABILITATION DE L	160 450.00
Cote d'Ivoire		SEKAD	Tvx Brigade Gendar. MAN	113 450.00
Cote d'Ivoire		SERVICE AUTONOME D'ALPHABETISATION (SAA)	Pmt 2nd instalment 30%	41 960.00
Cote d'Ivoire		TECIA INTERNATIONAL	lot n9 college Mnipal MAN	71 110.00
Cote d'Ivoire		TECIA INTERNATIONAL	Palement reliquat 90 %	58 360.00
Cote d'Ivoire		UNIVERSAL TECHNOLOGY	CONTRAT Nj041/2010 - FRAID DE	140 190.00
Cote d'Ivoire		UNIVERSAL TECHNOLOGY	CONTRAT N 042-2010FRAIS DE	183 990.00
Cote d'Ivoire		UNIVERSAL TECHNOLOGY	FRS LOCAT VEHICULE CEL	952 810.00
Cote d'Ivoire		UNIVERSAL TECHNOLOGY	PERDIEM AGENT ELECTORAU	1 487 550.00
Cote d'Ivoire		UNIVERSAL TECHNOLOGY	PERDIEMS AGENTS ELECTORAU	1 487 550.00
Cote d'Ivoire		VOLKO d.o.o.	CONSTRUCTION	64 620.00
Cote d'Ivoire		VOLKO d.o.o.	Construction works Adica	175 540.00
Cote d'Ivoire		WANEP-CI	75%FRS SENSIBILISAT 2EME TOUR	39 700.00
Cote d'Ivoire		WANEP-CI	FRS ACTIVITE SENSIBILIS ELECT	98 520.00
Cote d'Ivoire		ZORAN MORVAJ	Zoran Morvaj's contrat under R	66 500.00
Cote d'Ivoire		ZORAN MORVAJ	Zoran Morvaj's contrat under RES	95 000.00
Cyprus		A.S.D. HYPERSTATIC ENGINEERING DESIGN	Engineering design - survey an	86 690.00
Cyprus		ADIL CONSTRUCTION LTD	Construction services - urban	123 890.00
Cyprus		Asan Nakliyat Kamyunculuk Dozerclilik Sti	CONSTRUCTION - civil works for	57 940.00
Cyprus		Bastastlar Insaat Sti. Ltd.	CONSTRUCTION - construction of	278 940.00
Cyprus		Bastastlar Insaat Sti. Ltd.	Construction work and site man	237 090.00
Cyprus		CEMAN CONSTRUCTION LTD	CONSTRUCTION - repair of the o	172 760.00
Cyprus		CYMAR Market research Ltd.	47409 09 001 2nd installment	42 470.00
Cyprus		EMEK ?N7AAT ?T?. LTD.	47402 06 000-E.iv 13th Progres	48 860.00
Cyprus		EMEK ?N7AAT ?T?. LTD.	47402 06 000IV 11th Progress P	38 080.00
Cyprus		EMEK ?N7AAT ?T?. LTD.	47402 06 00IV 10th ins. as per	121 470.00
Cyprus		EMEK ?N7AAT ?T?. LTD.	47402 06 00IV 9th ins. as per	50 540.00
Cyprus		EMEK ?N7AAT ?T?. LTD.	47402 06 00IV ACM 14th Progre	37 010.00
Cyprus		EMEK ?N7AAT ?T?. LTD.	47402-06 001V Payment 4 - Prog	32 500.00
Cyprus		EMEK ?N7AAT ?T?. LTD.	7th Payment EMEK Insaat Sti Lt	75 190.00
Cyprus		EMEK ?N7AAT ?T?. LTD.	ACM Civil Works - 12th Progres	46 900.00
Cyprus		EMEK ?N7AAT ?T?. LTD.	Armenian Church and Monastery	57 830.00
Cyprus		EMEK ?N7AAT ?T?. LTD.	Fifth Installment 47402 06 001	53 500.00
Cyprus		EMEK ?N7AAT ?T?. LTD.	Sixth installment Emek Insaat	110 120.00
Cyprus		EMEK ?N7AAT ?T?. LTD.	Third installment as per Civil	75 730.00
Cyprus		Kayas construction ltd and Kemal Aktunc	Civil works rehabilitation - r	186 450.00
Cyprus		KEMAL AKTUNC INSAAT Ltd.	CONSTRUCTION	79 560.00
Cyprus		M.TOROS TRADING LTD	Electrical fittings installati	62 830.00
Cyprus		MUSTAFA TAHSIN	CMP:excavat.services-09/2010	68 980.00
Cyprus		MUSTAFA TAHSIN	Tahsin-excavat.serv.-10-11/2010	34 420.00
Cyprus		MUSTAFA TAHSIN	Tahsin-excavat.serv.-04-05/201	75 890.00
Cyprus		NICOSIA MUNICIPALITY	Construction services - repair	88 270.00
Cyprus		POPI CHRYSOSTOMOU	Popi Chrysostomou salary 2010	63 220.00
Cyprus		Sevki & Hasan Oksuzogullari	CONSTRUCTION - urban upgrade a	62 570.00
Cyprus		Sevki & Hasan Oksuzogullari	Construction work and site man	149 070.00
Cyprus		Sevki & Hasan Oksuzogullari	CW-05-09-53754(Akincilar)Const	68 060.00
Cyprus		Tarmac Asfalt Beton Insaat Ltd.	Road construction work - impro	1 968 300.00
Cyprus		Tarmac Asfalt Beton Insaat Ltd.	Road construction work: Kato P	3 447 900.00
Cyprus		TELZA CONSTRUCTION LTD	CONSTRUCTION - structural stab	198 710.00
Cyprus		UCANOK EMLAK ve INSAAT STI LTD	CONSTRUCTION - works related t	105 040.00
Czech Republic		ResAd. Lic	ResAD/HIV/Moldova -	66 250.00
Democr People's Repub of Korea		KOREA ENERGY ECONOMICS INSTITUTE	Expense Distribution	48 000.00
Denmark		ALM. BRAND (FORSIKRING & INVEST) A/S	CSE MIM3 RENT Q2-2010	1 120 520.00
Denmark		ALM. BRAND (FORSIKRING & INVEST) A/S	CSE- RENT MM3 QTR4	1 134 040.00
Denmark		ALM. BRAND (FORSIKRING & INVEST) A/S	CSE RENT Q3 2010	807 890.00
Denmark		ALM. BRAND (FORSIKRING & INVEST) A/S	MM3 Rent Q1-2010	1 060 050.00
Denmark		ANDY ANDERSEN	Fees for SSA consultant	76 770.00
Denmark		BY & HAVN	Marmolen Rent,alarm 1/1-30/6/1	851 750.00
Denmark		BY & HAVN	Pakhus 24 Rent,alarm 1/1-30/6/	507 360.00
Denmark		BY & HAVN	RENT PARKHUS 24 QTR 3	428 630.00
Denmark		BY & HAVN	UNICEF FACILITE MARMORMOLEN RE	530 200.00
Denmark		COPENHAGEN MALMO PORT	CSE OCT QTR RENT PARHUS 56	45 630.00
Denmark		COPENHAGEN MALMO PORT	CSE: rent for Q2-2010	48 420.00
Denmark		COPENHAGEN MALMO PORT	CSE-Q3 RENT PARKHUS56	43 860.00
Denmark		COPENHAGEN MALMO PORT	Pakhusleje,2600 m2 Q1-10	51 920.00
Denmark		DAN: OFFICE	Achat de cartouches d'encres H	73 770.00
Denmark		DAN: OFFICE	Desktop Computers HP Compaq 6000 Pr	68 680.00
Denmark		DAN: OFFICE	HP 2740P TABLET NOTEBOOK	218 300.00
Denmark		DAN: OFFICE	HP Compaq 6530b Note book	42 750.00
Denmark		DAN: OFFICE	HP Compaq DC 7900 Desktops	65 250.00
Denmark		DANIMEX COMMUNICATION	Motorola GP380 VHF 136-174MHz	50 160.00
Denmark		Danish Camp Supply	Lot 1: 780 Training Kits + Lot	704 270.00
Denmark		DANSK DATA DISPLAY A/S	Polycom Converged Manageme	41 610.00
Denmark		DANXX	Vehicle Spare Parts as per att	58 460.00
Denmark		DHL Express (Denmark) A/S	DHL courier	57 350.00
Denmark		Grontmij Carl Bro A/S	International Study Tour to De	32 820.00
Denmark		GRONTMIJ CARL BRO A/S	Submission and acceptance of report	96 240.00
Denmark		GRONTMIJ CARL BRO A/S	Submissoin and acceptance of t	48 120.00
Denmark		GRONTMIJ CARL BRO A/S	Submissoin and acceptance of tentat	48 120.00
Denmark		JYTAS A/S	CSE ? Extra work in Decupling	45 310.00
Denmark		KOBAEKSTRAND KONFERENCE CENTER A/S	Hotel and related reservation	30 300.00
Denmark		KUEHNE + NAGEL A/S	4 Rotations are expected to complet	2 222 000.00
Denmark		KUEHNE + NAGEL A/S	Additional local deliveries in Juba	90 000.00
Denmark		KUEHNE + NAGEL A/S	Additional pre-positioning fees + I	185 000.00
Denmark		KUEHNE + NAGEL A/S	Airfreight for Ballot Boxes (i	578 780.00
Denmark		KUEHNE + NAGEL A/S	Ballot Paper to be moved from UK in	274 000.00
Denmark		KUEHNE + NAGEL A/S	By air to Monrovia	141 270.00
Denmark		KUEHNE + NAGEL A/S	CPT Air Freight Forwarding to	665 830.00
Denmark		KUEHNE + NAGEL A/S	Delivery of 20 Land cruisers t	65 040.00
Denmark		KUEHNE + NAGEL A/S	Domestic Airfreight-Inbound	746 190.00
Denmark		KUEHNE + NAGEL A/S	Rental of facilities approx 1 km fr	64 000.00
Denmark		KUEHNE + NAGEL A/S	Transportation of 2 Armoured V	58 600.00
Denmark		KUEHNE + NAGEL A/S	transportation of Furnitures(1	54 340.00
Denmark		KUEHNE + NAGEL A/S	Warehouse Rental	126 790.00
Denmark		KUEHNE + NAGEL A/S	Warehouse Security	507 140.00
Denmark		KUEHNE+NAGEL LTD	1st shipment from Dubai to Mog	39 930.00
Denmark		KUEHNE+NAGEL LTD	2nd vessel consignment of furnitur	137 500.00
Denmark		KUHNE AND NAGEL DAL LOGISTICS	Freight forwarding service of	93 000.00
Denmark		LTA Advizing IT (USA & Denmark Branch)	Dell Server Maintenance for 1 year	50 750.00
Denmark		PETER JUSTESEN COMPANY A/S	Achat de polyéthylènes et accessoi	78 000.00
Denmark		PHOENIX DESIGN AID A/S	Partial payment IAR 2010 print	60 910.00
Denmark		RAMBOLL MANAGEMENT CONSULTING A/S	1st CONTRACT PAYMENT	196 070.00
Denmark		RAMBOLL MANAGEMENT CONSULTING A/S	Final PMT RAMBOLL-MAGNT-PSC	55 200.00
Denmark		Sara Rendtoff-Smith	(1)Provide research assistance to t	45 000.00
Denmark		SCAN GLOBAL LOGISTICS A/S	By air to Niamey, Niger	46 990.00
Denmark		TDC A/S	CS: Tieline for Q1-2010	65 160.00
Denmark		TDC A/S	CSE TIE LINE QTR4 2010	61 240.00
Denmark		TDC A/S	CSE- TIELINE Q2 2010	60 650.00
Denmark		TDC A/S	CSE TIELINE Q3-2010	55 600.00
Denmark		TRYG-BALTICA FORSIKRING	PSO Marine Insurance Policy No	52 660.00
Denmark		UNEP RISOE CENTRE	ENE2010-DEC2011-1st ADVANCE	237 000.00
Denmark		UNFPA	1.2.4.1 Community-based interp	117 690.00
Denmark		UNICEF - COPENHGEN	Abacavir 300mg tabs N60 Cipla	93 660.00
Denmark		UNICEF - COPENHGEN	Abacavir 300mg+lamivudine 150m	55 370.00
Denmark		UNICEF - COPENHGEN	Bioline HIV 1/2.3.0 test. kit	706 350.00

Major Contracts for Services Placed by Agency During 2010 (Contracts of \$30,000 or more)

Agency Location of contractor	Name of contractor	Description of services	Contract value USD
UNDP Continued			
Denmark	UNICEF - COPENHGEN	Chase buffer Determine HIV-1/2	78,140.00
Denmark	UNICEF - COPENHGEN	Cost of supplies	149,600.00
Denmark	UNICEF - COPENHGEN	Determine HIV-1/2 w/b test, ki	337,460.00
Denmark	UNICEF - COPENHGEN	Didanosine 100mg chew tabs N60	60,550.00
Denmark	UNICEF - COPENHGEN	Efavirenz 600mg tabs N30 Matri	110,020.00
Denmark	UNICEF - COPENHGEN	Freight insurance and inspect	80,000.00
Denmark	UNICEF - COPENHGEN	Freight, Insurance & Inspectio	79,500.00
Denmark	UNICEF - COPENHGEN	Freight, Insurance & Inspectio	127,220.00
Denmark	UNICEF - COPENHGEN	Fright, Insurance & Inspection	32,660.00
Denmark	UNICEF - COPENHGEN	Handling Fee	35,800.00
Denmark	UNICEF - COPENHGEN	Handling Fee	44,880.00
Denmark	UNICEF - COPENHGEN	Handling fee	37,040.00
Denmark	UNICEF - COPENHGEN	Lopinavir +ritonavir 80ml+20ml	40,760.00
Denmark	UNICEF - COPENHGEN	Paracheck, pf Rt Dipstick, kit	925,930.00
Denmark	UNICEF - COPENHGEN	PSM - Freght, Insur & Inspecti	401,800.00
Denmark	UNICEF - COPENHGEN	Tenofovir DF 300mg+Emtricitabi	233,280.00
Denmark	UNICEF - COPENHGEN	Zidovudine 300mg+lamivudine 15	213,060.00
Denmark	UNOPS	1 lot de 4 vehicules Ambulances fre	300,930.00
Denmark	UNOPS	LANDCRUISER HARTOP 76 4.2l 5 Door 1	85,900.00
Denmark	UNOPS	Procurement of Ice Plant as per quo	215,630.00
Denmark	UNOPS	PURCHASE OF ONE UNIT TOYOTA LA	47,370.00
Denmark	UNOPS	Purchase of two Toyota Land cr	102,290.00
Denmark	UNOPS	PURCHASE OF TWO UNITS TOYOTA L	102,240.00
Denmark	UNOPS	Road assesment in Lakes Sudan	58,710.00
Denmark	UNOPS	Spare Parts for normal operation/ o	36,300.00
Denmark	UNOPS	TOYOTA (EX-FACTORY) COASTER 4.2l WI	50,320.00
Denmark	UNOPS	Toyota Land Cruiser Prado Station w	86,170.00
Denmark	UNOPS Copenhagen	Achat 1 Prado Station Wagon GX	48,510.00
Denmark	UNOPS Copenhagen	Achat 40 motos YAMAHA	141,740.00
Denmark	UNOPS Copenhagen	Achat Groups Electrogene	90,730.00
Denmark	UNOPS Copenhagen	Achat MOTOs R7	71,500.00
Denmark	UNOPS Copenhagen	Expense Distribution	192,670.00
Djibouti	Patisserie d'Ambouli	Lunch for IFCC for the Months	66,210.00
Djibouti	UNIVERSAL TV	MILESTONE 1	140,110.00
Djibouti	UNIVERSAL TV	Milestone 2 -	113,410.00
Djibouti	UNIVERSAL TV	Milestone 3 -	124,410.00
Djibouti	UNIVERSAL TV	Milestone 4	67,910.00
Dominican Republic	AGENCIA DE DES. EC. LOCAL DE MONTE PLATA	Segundo Pago 25 %	32,860.00
Dominican Republic	AGENCIA DE DES. EC. LOCAL DE MONTE PLATA	Tercer Pago 25%	32,860.00
Dominican Republic	AGENCIA DE DES. EC. LOCAL DE MONTE PLATA	Ultimo Pago 30%	39,430.00
Dominican Republic	CONSEJO NACIONAL DE COMPETITIVIDAD	Liquidacion DV 46955	32,790.00
Dominican Republic	FUNDACION GRAL. UNIVERSIDAD VALLADOLID	Entrega 3er. y ultimo producto	34,560.00
Dominican Republic	FUNDACION SUR FUTURO	Liqq. trim Jul/Sept	68,120.00
Dominican Republic	FUNDACION SUR FUTURO	Liquidacin DV 42706	61,580.00
Dominican Republic	FUNDACION SUR FUTURO	Liquidacion DV40138	61,360.00
East Timor	DEMOGRAPHIC INSTITUTE/SUAHASIL NAZARA, P	15% of second installment upon	42,990.00
East Timor	DEMOGRAPHIC INSTITUTE/SUAHASIL NAZARA, P	15% of third installment upon	85,980.00
East Timor	DEMOGRAPHIC INSTITUTE/SUAHASIL NAZARA, P	15% of third installment upon certi	42,990.00
East Timor	DEMOGRAPHIC INSTITUTE/SUAHASIL NAZARA, P	30% of final installment upon	85,980.00
East Timor	DEMOGRAPHIC INSTITUTE/SUAHASIL NAZARA, P	30% of first installment upon	85,980.00
East Timor	KASMANI IRON WORKS AND ENGINEER	INV-0.117/10, PAYMENT FOR 80%	30,770.00
East Timor	KASMANI IRON WORKS AND ENGINEER	Upon substantial completion of	69,950.00
Ecuador	ASOCIACION LATINOAMERICANA DE EDUCACION	25% a la firma del acuerdo	62,500.00
Ecuador	ASOCIACION LATINOAMERICANA DE EDUCACION	Contra entrega de informe de a	31,250.00
Ecuador	ASOCIACION LATINOAMERICANA DE EDUCACION	Contra entrega de informe de avance	31,250.00
Ecuador	ASOCIACION LATINOAMERICANA DE EDUCACION	Presentación de informe de pro	50,000.00
Ecuador	ASOCIACION LATINOAMERICANA DE EDUCACION	Presentación de informe de producci	50,000.00
Ecuador	Clasecuador S. A.	SP811-Renta ago-dic10 F3794	45,690.00
Ecuador	ESCUELA POLITECNICA NACIONAL	SP7-3er pago Evaluac.Docent.	159,240.00
Ecuador	ESCUELA POLITECNICA NACIONAL	SP8-4to pago Evalua.Docentes	113,740.00
Ecuador	FACTOR 4 ENERGY PROYECS GMBH	48857 CS10047 - Consultoria 08	33,460.00
Ecuador	FACTOR 4 ENERGY PROYECS GMBH	48857 CS10047 - Consultoria 08/03/1	117,110.00
Ecuador	FUNDACION PARA EL DESARROLLO UNIVERSITAR	12278 10 y 35% Conv. Evaluacio	86,830.00
Ecuador	FUNDACION PARA EL DESARROLLO UNIVERSITAR	12278 35% 25% CConv. Evaluacion	194,020.00
Ecuador	GALARZA CHACON MARTHA SOBEIDA	63226 CS10056 Hon. 10/03/10 - 09/	36,000.00
Ecuador	ICP CONSULTORES CIA LTDA	REVISIÓN DE ESTUDIO DE PRE FACTIBIL	35,000.00
Ecuador	Inmobiliaria Santa Beatriz S. A.	Reversion Arriendo PNUD 2010	57,450.00
Ecuador	Inmobiliaria Santa Beatriz S. A.	SPD16 Arriendo Casa Comun 2010	296,660.00
Ecuador	SWATSEG VIGILANCIA CIA. LTDA.	32377 CS10023 - 01/07/10 - 30/09/10	30,320.00
Ecuador	Universidad De Cuenca	2Pago 10% Conv.Evaluac.	51,660.00
Ecuador	Universidad De Cuenca	SP13-3er+4to pagos Eval.Docent	309,940.00
Ecuador	Universidad de Guayaquil	SP11-2do+3er+4to pagos Eval.D	35,780.00
Ecuador	Universidad de Guayaquil	SP12-3er+4to pagos Eval.Docen	106,790.00
Ecuador	UNIVERSIDAD TECNICA DE MANABI	SP10-2,3,4 pagos Eval.Docent.	52,230.00
Ecuador	UNIVERSIDAD TECNICA DE MANABI	SP46-3er+4to pago Eval.Docent	61,800.00
Egypt	A.I.S	building infrastructure	38,060.00
Egypt	ABANDONMENT OF FGM/C&EMPOWERMENT FAMILIE	ADJUSTMENT BETWEEN DONORS	34,000.00
Egypt	ALI HUZAYYIN	TOTAL CONTRACT-5.6 MAN MONTH	30,600.00
Egypt	American University in Cairo	PILOT CCT IN UPPER EGYPT	180,000.00
Egypt	ECOCONSERV	Consultant to produce PSIA rep	39,370.00
Egypt	EL-ERIAN, Mostafa Ali	Consultancy fees	76,320.00
Egypt	Emp.& Connecting Community through ICT	LIQ. EGY APR2010 ICT 53834	208,550.00
Egypt	Emp.& Connecting Community through ICT	LIQ. EGY AUG2010 ICT 53834	151,500.00
Egypt	Emp.& Connecting Community through ICT	LIQ. EGY JUL2010 ICT 53834	201,480.00
Egypt	Emp.& Connecting Community through ICT	LIQ. EGY JUN2010 53834 ICT	155,600.00
Egypt	Emp.& Connecting Community through ICT	LIQ. EGY MAY2010 53834 ICT	158,770.00
Egypt	Emp.& Connecting Community through ICT	LIQ. EGY NOV2010 ICT 53834	415,610.00
Egypt	Emp.& Connecting Community through ICT	LIQ. EGY OCT2010 ICT 53834	58,580.00
Egypt	Emp.& Connecting Community through ICT	LIQ. EGY SEP2010 ICT 53834	171,650.00
Egypt	Emp.& Connecting Community through ICT	LIQ. FEB10 EGP MCIT 53834	203,780.00
Egypt	Emp.& Connecting Community through ICT	LIQ. JAN10 EGP MCIT 53834	154,360.00
Egypt	Emp.& Connecting Community through ICT	LIQ. MARCH 10 EGP MCIT 53834	161,890.00
Egypt	ENHANCE EFF.&ACCOUNT OF THE PUBLIC SECTO	LIQ. EGY OCT2010 ENHANCE 75466	53,190.00
Egypt	ENVIRONMENTAL RESEARCH & CONSULTING	Purchase of Vehicle Emissions	55,500.00
Egypt	HEBA HANDOUSSA	Adjustment of Imp. Cairo Agenda	40,930.00
Egypt	HIBA AL-LAITHI	SSA, 9 Jun - 20 Oct. 10 Profession	36,500.00
Egypt	HUMAN RIGHTS CAPACITY BUILDING PROJ.-BEN	Liq. Feb10 BENAA	45,520.00
Egypt	HUMAN RIGHTS CAPACITY BUILDING PROJ.-BEN	Liquidation April 2010	35,070.00
Egypt	IBM World Trade Corp., Egypt Branch	Fifth & Sixth Instalment IBM	42,000.00
Egypt	ICT TO FOSTER EGYPT PHASE II	Liq. Aug. 2010-PRJ # 60858	48,780.00
Egypt	ICT TO FOSTER EGYPT PHASE II	LIQ. Jul. 2010- PRJ # 60858	40,800.00
Egypt	ICT TO FOSTER EGYPT PHASE II	LIQ. Mar. 2010- PRJ # 60858	96,070.00
Egypt	ICT TO FOSTER EGYPT PHASE II	LIQ. of April- PRJ # 60858	73,920.00
Egypt	ICT TO FOSTER EGYPT PHASE II	LIQ. of Oct. 10- PRJ 60858	37,710.00
Egypt	ICT TO FOSTER EGYPT PHASE II	LIQ. Sep 10- PRJ # 60858	31,530.00
Egypt	ICT TO FOSTER EGYPT PHASE II	May 2010 Liquidation	32,960.00
Egypt	INFORMATION AND DECISION SUPPORT CENTER	POOREST 1000VILLAGES SURVEY 1	63,750.00
Egypt	ISSEMM	LIQ. April 2010- PRJ # 36187	57,220.00
Egypt	ISSEMM	LIQ. August 2010- PRJ # 36187	46,220.00
Egypt	ISSEMM	LIQ. Feb. 2010-PRJ # 36187	40,830.00
Egypt	ISSEMM	LIQ. June 2010- PRJ # 36187	63,220.00
Egypt	ISSEMM	LIQ. March 2010-PRJ 36187	55,040.00
Egypt	ISSEMM	LIQ. Sep. 10- PRJ#36187	33,010.00
Egypt	ISSEMM	Re-allocation of payment	32,840.00
Egypt	MDGF DAHSOUR DEVELOPMENT	LIQ. EGY JUN2010 DAHSOUR 58644	35,000.00
Egypt	MUNICIPAL INITIATIVE STRATEGIC RECOVERY	adjustment of exp bet funds	186,730.00
Egypt	MUNICIPAL INITIATIVE STRATEGIC RECOVERY	Liq May2010 MOLD 48600	127,550.00
Egypt	RESULTS MEDIA SERVICES	Airing FGM AD on 5 Sat. channel	77,330.00
Egypt	RESULTS MEDIA SERVICES	Airing FGM AD on 5 sat. channel	77,060.00
Egypt	Semiramis Intercontinental	SCC FORUM 18-19/1/2010	54,750.00

Major Contracts for Services Placed by Agency During 2010 (Contracts of \$30,000 or more)

Agency	Location of contractor	Name of contractor	Description of services	Contract value USD
UNDP Continued				
Egypt		SOCIAL CONTRACT CENTER	Liq Apr 10 S.Contract 53972EGP	44 180.00
Egypt		SOCIAL CONTRACT CENTER	Liq June10 S.Contract 70132EGP	127 030.00
Egypt		SOCIAL CONTRACT CENTER	LIQ_Feb_2010_PRJ# 70132	44 490.00
Egypt		SOCIAL CONTRACT CENTER	LIQ_MAY 2010	45 050.00
Egypt		SOCIAL CONTRACT CENTER	Liq-July10_SC	41 490.00
Egypt		SPAD-GOPP	LIQ EGY AUG SpAD 00069670	30 120.00
Egypt		SPAD-GOPP	Liq May 10 SPAD	44 770.00
Egypt		STRATEGIC URBAN DEV. PLAN GREATER CAIRO	Liq- May 10 - Greater Cairo	93 820.00
Egypt		STRATEGIC URBAN DEV. PLAN GREATER CAIRO	LIQ EGY JULY GCR 00056471	83 600.00
Egypt		STRATEGIC URBAN DEV. PLAN GREATER CAIRO	LIQ EGY NOV GCR 56471	38 330.00
Egypt		STRATEGIC URBAN DEV. PLAN GREATER CAIRO	LIQ USD OCT GCR 56471	78 000.00
Egypt		support Pension Fund&Fiscal Policy Refor	Liq - Jan2010_Pension fund	80 160.00
Egypt		support Pension Fund&Fiscal Policy Refor	Liq-April10 -Pension Fund	75 080.00
Egypt		support Pension Fund&Fiscal Policy Refor	Liq-Aug2010_Pension Fund	72 750.00
Egypt		support Pension Fund&Fiscal Policy Refor	Liq-Feb-10_Pension Fund-EGP	76 070.00
Egypt		support Pension Fund&Fiscal Policy Refor	Liq-July2010_Pension Fund	72 300.00
Egypt		support Pension Fund&Fiscal Policy Refor	Liq-June10 -Pension Fund	97 740.00
Egypt		support Pension Fund&Fiscal Policy Refor	Liq-Mar-10_Pension Fund-EGP	100 480.00
Egypt		support Pension Fund&Fiscal Policy Refor	Liq-May10 -Pension Fund	74 530.00
Egypt		support Pension Fund&Fiscal Policy Refor	Liq-Sep2010_Pension Fund	97 930.00
Egypt		Support to E-Gov. Initiatives	LIQ EGP JAN2010 EGOV 48323	73 330.00
Egypt		Support to E-Gov. Initiatives	LIQ EGP MAR 10 EGOV 48323	80 760.00
Egypt		Support to E-Gov. Initiatives	LIQ EGY APR2010 00048323 E-GOV	81 650.00
Egypt		Support to E-Gov. Initiatives	LIQ EGY AUG2010 48323 E-GOV	83 200.00
Egypt		Support to E-Gov. Initiatives	LIQ EGY EGOV Feb 2010 48323	74 260.00
Egypt		Support to E-Gov. Initiatives	LIQ EGY JUL2010 48323 E-GOV	101 550.00
Egypt		Support to E-Gov. Initiatives	LIQ EGY JUL2010 E-GOV 48323	87 300.00
Egypt		Support to E-Gov. Initiatives	LIQ EGY MAY2010 00048323-E-GOV	75 540.00
Egypt		Support to E-Gov. Initiatives	LIQ EGY SEP2010 E-GOV 48323	97 140.00
Egypt		SUPPORT TO MODERNIZATION OF EGYPT POST	Liq - April 2010 EGP POST	51 890.00
Egypt		SUPPORT TO MODERNIZATION OF EGYPT POST	Liq -June2010 POST	32 610.00
Egypt		SUPPORT TO MODERNIZATION OF EGYPT POST	Liq -October 2010 -POST	35 580.00
Egypt		SUPPORT TO MODERNIZATION OF EGYPT POST	LIQ EGY MAY2010 POST_00048830	36 260.00
Egypt		SUPPORT TO MODERNIZATION OF EGYPT POST	Liq July 2010 POST	34 310.00
Egypt		SUPPORT TO MODERNIZATION OF EGYPT POST	Liq-Feb-10 POST-EGP	81 430.00
Egypt		SUPPORT TO MODERNIZATION OF EGYPT POST	Liq-Mar-10 POST-EGP	40 570.00
Egypt		WHO CAIRO	COMM - BCC, Cmunity Outreach	275 000.00
Egypt		WHO CAIRO	COMM - Preven, BCC, Mass Media	173 250.00
Egypt		WHO CAIRO	HR - HSS- SNAP Incentives	207 900.00
Egypt		WHO CAIRO	HR - Prevention -Blood Safety	153 600.00
Egypt		WHO CAIRO	HR - Prevention-Counseling and	183 600.00
Egypt		WHO CAIRO	HR - Treatment-ARV Treatment	291 720.00
Egypt		WHO CAIRO	HR + INFRA + M&E + Com	271 550.00
Egypt		WHO CAIRO	HR + INFRA + M&E + Comm	248 240.00
Egypt		WHO CAIRO	Human resources ? Health Syste	207 900.00
Egypt		WHO CAIRO	M&E - Monitoring & Evaluation	36 000.00
Egypt		WHO CAIRO	OVHD - Prevention-Blood Safet	36 000.00
Egypt		WHO CAIRO	OVHD- Treatment-ARV/Treatm-Fuel	67 800.00
Egypt		WHO CAIRO	TA - HSS -Medical Prod-	35 400.00
Egypt		WHO CAIRO	TA-TB/HIV-Provision of Anti	50 000.00
Egypt		WHO CAIRO	Training-Prevention-Counseli&	147 370.00
Egypt		WHO CAIRO	TRNG -Prevention-Blood Safety	88 170.00
Egypt		World Bank (IBRD)	Reimburse the World Bank for	120 000.00
Egypt		World Bank (IBRD)	Reimburse the world bank For	120 000.00
Egypt		World Health Organization in Egypt	Contracts	380 000.00
Egypt		World Health Organization in Egypt	Expense Distribution	100 000.00
El Salvador		EQUIPOS DE CONSTRUCCION, S.A. DE C.V.	1ST ADVANCE20% CONT74250-001	573 260.00
El Salvador		FUNDACION SALV DE DESARROLLO Y VIVI. MIN	PAYMENT 50% AGREEMENT	33 290.00
El Salvador		GLOBAL SOLUTIONS LATINOAMERICA, SA DE CV	1/5 20% INFORMATION SYSTEM	53 440.00
El Salvador		LUXOR, S.A. DE C.V.	OFFICE LOCAL RENT JAN-JUNE 10	200 000.00
El Salvador		LUXOR, S.A. DE C.V.	OFFICE RENT - 01/01-30/06/10	100 000.00
El Salvador		LUXOR, S.A. DE C.V.	OFFICE RENT JAN-JUN 2011	130 000.00
El Salvador		LUXOR, S.A. DE C.V.	OFFICE RENT JUL-DEC 2010	300 000.00
El Salvador		ONE LAPTOP PER CHLD ASSOCIATION, INC.	1 ENTREGA S/A CUERDO COOPERAC	70 850.00
El Salvador		PNUD EL SALVADOR	60% TO SIGOB	67 820.00
El Salvador		PRODUCTOS ATLAS, S.A. DE C.V.	Expense Distribution	386 370.00
El Salvador		PRODUCTOS ATLAS, S.A. DE C.V.	PAG#2 EST#2 LOT 3 Y 4 PO#15393	318 570.00
El Salvador		PRODUCTOS ATLAS, S.A. DE C.V.	Postes de 8 metros de concret	753 060.00
Equatorial Guinea		SOCIETE GRAL. DES BANQUES	Expense Distribution	40 650.00
Eritrea		DEPT. OF IMMIGRATION AND NATIONALITY	Expense Distribution	82 150.00
Eritrea		HIDRI DISTRIBUTION COMPANY	DPR dd. 14/01/10 IDP'S CEMENT	852 300.00
Eritrea		HIDRI DISTRIBUTION COMPANY	DPR.dd 14/01/10 COST OF CEMENT	69 300.00
Eritrea		HIDRI DISTRIBUTION COMPANY	Expense Distribution	277 920.00
Eritrea		MIN. OF AGRICULTURE / ZOBA MAEKEL BRANCH	Expense Distribution	633 570.00
Eritrea		NATIONAL CONFEDERATION OF ERI. WORKERS	Expense Distribution	59 880.00
Eritrea		NATIONAL UNION OF ERI YOUTH	Expense Distribution	35 000.00
Eritrea		RED CROSS SOCIETY OF ERI	Rent for UN Compound (Jan-Marc	40 300.00
Eritrea		SECOND NATIONAL COMMUNICATION (SNC)	FUND TRANSFER FROM SLM TO SNC	37 140.00
Estonia		E-GOVERNANCE ACADEMY	Payment to "e-Governance Acade	30 480.00
Ethiopia		Addis Park Development & Management PLC	Direct Payment Economic Growth	39 780.00
Ethiopia		AFRICAN UNION COMMISSION	1st tranche AU presummit Kampa	150 000.00
Ethiopia		AFRICAN UNION COMMISSION	Payment	250 000.00
Ethiopia		Bioeconomy Association	Remaining fund transfer BEA	50 000.00
Ethiopia		Bioeconomy Association	Transfer	150 000.00
Ethiopia		DIP-Institution of the Ombudsman	5th Report-EIO-DIP-2010	106 210.00
Ethiopia		Dynamic Institute for Consultancy	Professional contract payment of Dy	44 910.00
Ethiopia		JACKY'S GULF FZE	Purchase of stationary items f	37 360.00
Ethiopia		JACKY'S GULF FZE	Purchase of stationary items for of	34 220.00
Ethiopia		MARCO Antonio Quinones	Salary for Dr. Marco Antonio	90 000.00
Ethiopia		Mary Joy Aid through Development	Advance payment to Mary Joy De	30 260.00
Ethiopia		NATIONAL ELECTORAL BOARD OF ETHIOPIA-	1st Q.Report-NEBE-2010	50 550.00
Ethiopia		NATIONAL ELECTORAL BOARD OF ETHIOPIA-	1st QReport-NEBE-2010-DIP	243 430.00
Ethiopia		NATIONAL ELECTORAL BOARD OF ETHIOPIA-	Adjust COA to clear EU deficit	199 250.00
Ethiopia		SECRETARIAT OF THE HOUSE OF PEOPLE'S REP	Expense Distribution	46 780.00
Ethiopia		SudCa Development Consultants	Consultancy Service Payment to SUDC	41 320.00
Ethiopia		UNECA	RCBI6186-2010 Rent charge-UNDP	216 880.00
Fiji		CLIMSYSTEMS LTD	SNC_NAU_SEP10_USD31406	31 410.00
Fiji		CLIMSYSTEMS LTD	SNC_NAU_SEP10_USD33095.00	33 100.00
Fiji		GEF IWRM UNDP	3250	72 620.00
Fiji		GEF IWRM UNDP	IWRM_QTR1'10_FR_USD399,896.28	160 300.00
Fiji		SOUTH PACIFIC APPLIED GEOSCIENCE COMM	IWRM_FR_JUL/AUG/2010_US289444	120 370.00
France		AGENCE COMMERCIALE INDUSTRIELLE	CONTRAT EQUIP CRP/PARSEGD	116 900.00
France		ANDRE MARIE CUISSET	Contract - Andre Cuisset	31 290.00
France		BRIDGERS ONE	definition et structuration du	54 470.00
France		CARI Association	F37/10-50845.50%. Contr. 03/2007	42 490.00
France		CARI Association	F46/10-50750.1st pay aven 4 co	45 370.00
France		CFAO CPS FRANCE	Vehicule pour le Projet de Kid	31 030.00
France		CORRECTMOT	Expense Distribution	55 380.00
France		DAVID VAN	Daily fee - Trade Development Advis	49 000.00
France		Diaf Maghreb Sarl Filiale du Groupe	F8/10-60936.1ere phase	59 910.00
France		DMI Associates	Prison Reform Contract SPANISH	109 580.00
France		DORINE VAN DER KEUR	RvrsseTRAC-SpainAct9-1-9.2Darin	31 520.00
France		Emillie Filmer-Wilson	SSA: Human Rights Mechanism, Aug-De	34 800.00
France		GROUPE MARCK SAS	Achat de materiel de maintien	349 240.00
France		JV SOGREAH CONSULTANTS & UNIVERSAL GROUP	Consultancy Service for KWWTP	120 720.00
France		JV SOGREAH CONSULTANTS & UNIVERSAL GROUP	Payment #3 for the approved de	362 150.00
France		MEDECINS DU MONDE FRANCE	Contracts	123 360.00
France		Micheline BAUSSARD	Settlement claim by vendor	32 910.00
France		NICOLAS GARRIGUE	SSA SALARY FOR NICOLAS GARRIGU	33 320.00
France		SAGEM SECURITE	Lot 3: Assistance Technique (M	502 260.00

Major Contracts for Services Placed by Agency During 2010 (Contracts of \$30,000 or more)

Agency	Location of contractor	Name of contractor	Description of services	Contract value USD
France	UNDP Continued	SAGEM SECURITE	Lot 4: Assistance Technique po	233,400.00
France		SAGEM SECURITE	Lot 5 - Additional Services: T	69,750.00
France		SAGEM SECURITE	Lot 5 a - Additional Services:	787,750.00
France		SAGEM SECURITE	Lot 5 a&b - Additional Service	221,030.00
France		SAGEM SECURITE	Lot 5 a&b- Additional Services	295,650.00
France		VERGNIAULT Stephanie	Palement salaire du 26 Avril au 25	57,750.00
France		Wael Lavoun	UNDP/PB/SSA/2010/19	33,890.00
Gabon		UNITED NATION CHILDREN'S FUND	Airfreight , Insurance & inspe	30,200.00
Gambia		AMADOU SAMBA	RENT FOR UN HOUSE 2010/11	145,000.00
Gambia		NATIONAL PLANNING COMMISSION	RETIREMENT OF ADV-MDG BASED PR	69,940.00
Georgia		AGRONOVATSIYA 2008	1 tranche upon signature of th	80,000.00
Georgia		ATLANTA LTD	IV stg Chumateleti Water	87,820.00
Georgia		HYUNDAI AVTO GEORGIA	Procurement of two vehicles	42,000.00
Georgia		I.JAVAKHISHVILI TBLISI STATE UNIVERSITY	STANDARD LETTER OF AGREEMENT B	49,870.00
Georgia		I.JAVAKHISHVILI TBLISI STATE UNIVERSITY	STANDARD LETTER OF AGREEMENT BETWEE	67,180.00
Georgia		JSC BUILDING TRUST #.3	III instl Drainage Ali BUILDIN	41,460.00
Georgia		JSC BUILDING TRUST #.3	IV instl Drainage Ali BUILDING	31,020.00
Georgia		JSC MECHANIKOSI	V stg Rehab M.Khachidze str. Su	68,480.00
Georgia		MCCANN ERICKSON GEORGIA LTD.	Procurement of 2 TV AD Airing	72,260.00
Georgia		MSHENEBELI LTD	IV stg Rehab Irrig Syst v.Kekhi	30,260.00
Georgia		MSHENEBELI LTD	V stg Rehab Irrig Syst v.Kekhi	33,720.00
Georgia		TOYOTA CENTER TBLISI LTD	MOTOR VEHICLES AND PARTS AND A	38,700.00
Georgia		UNION NERGEBI	1 tranche upon signature of th	60,000.00
Germany		AGRO ACTION ALLEMANDE	50% BUDGET / SIGN. ACCORD	81,420.00
Germany		CAUCASUS NATURE FUND	Grant to Caucasus Nature Fund	825,500.00
Germany		CLIMATE CHANGE SECRETARIAT	Return unused adv. FCCC SB 32	44,800.00
Germany		CONSTANCE HYBSIER	Consultant fee and other costs as l	56,000.00
Germany		CONSTANCE HYBSIER	Payment for part-term Advisor	38,000.00
Germany		CRAIG NAUMANN	Consultant International SPA	77,970.00
Germany		CSSP Project for Integrative Mediation	2nd installment CSSP- interna	59,820.00
Germany		Deutsche Gesellschaft fuer Technischa	Direct Payment GTZ 2nd Q. 2010	99,530.00
Germany		Deutsche Gesellschaft fuer Technischa	Direct Payment GTZ 3rd Q. 2010	37,310.00
Germany		Deutsche Gesellschaft fuer Technischa	Direct Payment GTZ-IS	172,990.00
Germany		DEUTSCHE GESELLSCHAFT FUR TECHNISCHE	ACHAT MEDICAMENT ANTI TUBERCUL	405,070.00
Germany		Deutsche Gesellschaft fur Technische	Ethambutol 400 mg +isoniazid 1	46,090.00
Germany		Dijana Duric	Fees for 1/03-31/08	48,180.00
Germany		DORNIER CONSULTING GMBH	20% Of the contract	340,070.00
Germany		FLORIAN ALFRED PETER ROCK	FEBRUARY 2010 REMUNERATION	92,630.00
Germany		GTZ	FR-00059096-3Q10-USD	57,040.00
Germany		JUERGEN NAGLER	Juergen Nagler SSA 3May2010 to 15Ju	81,000.00
Germany		MALTESER INTERNATIONAL	Payment to MI Q17	310,250.00
Germany		MAX-PLANCK-INSTITUTE FOR COMPARATIVE PUB	Expense Distribution	129,830.00
Germany		MICRO SERVICE CONSULT GMBH	Pago 2/3. Informe general y do	34,890.00
Germany		OTT Messtechnik GmbH & Co. KG	OTT Automatic hydrology statio	67,220.00
Germany		PHAESUN	Debut Well No. 2: 120ms/day @6	55,280.00
Germany		PHAESUN	Gash Barka Well No. 1: 65m3 @5	32,270.00
Germany		PHAESUN	Gash Barka Well No.2: 65m3 @5	30,820.00
Germany		PHAESUN	Pipes and Fittings for Gash Ba	116,020.00
Germany		VITRINEN UND GLASBAU PEIER GMFH	Last 40% Payment	209,860.00
Germany		W.I.S. Sicherheit GmbH & Co.KG	Conference Security UNFCCC SB	172,670.00
Germany		W.I.S. Sicherheit GmbH & Co.KG	Oct - Dec 2010 HC ME Reception	43,560.00
Germany		W.I.S. Sicherheit GmbH & Co.KG	Oct - Dec 2010 LE Control Room Oper	48,940.00
Germany		W.I.S. Sicherheit GmbH & Co.KG	Oct - Dec 2010 LE Security Guard Ga	33,370.00
Germany		WTE Wassertechnik GmbH	Advance payment to WTE	3,346,690.00
Ghana		AFRICAN CENTRE FOR ECON. TRANSFORMATION	REVIEW OF SPU	50,000.00
Ghana		ALARO ENGINEERING	PAYMENT OF 70% OF CONTRACT SUM	34,100.00
Ghana		BEND-KAY LIMITED	PAYMENT OF 30% OF CONTRACT SUM	32,720.00
Ghana		BEND-KAY LIMITED	PAYMENT OF 40% OF CONTRACT SUM	43,620.00
Ghana		BEZA-LEL WATER AND AGRO SERVICES LTD	ADVANCE PAYMENT (50% OF CONTRA	38,030.00
Ghana		CEN. FOR REMOTE SENSING & GEO INFO SERV	TRAINING	49,570.00
Ghana		ECOBAND NETWORKS LTD.	80% CONTRACT FEE REPRESENTING	45,540.00
Ghana		ECOBAND NETWORKS LTD.	80% CONTRACT FEE REPRESENTING SUBSC	46,180.00
Ghana		K. NET LIMITED	Final pymet for WAN 24 CICS	400,800.00
Ghana		K. NET LIMITED	payment for WAN installation	367,400.00
Ghana		KOFI ANNAN INTERNATIONAL PEACEKEEPING	Colloquium 04/02/10	36,430.00
Ghana		KOFI ANNAN INTERNATIONAL PEACEKEEPING	retirement of QI advance	91,230.00
Ghana		MULTI-HYDRO TECHNIQUE LIMITED	payment for completion for sec	42,250.00
Ghana		TECHNO- CRETE LIMITED	50% of works completed - MTN c	31,000.00
Ghana		TECHNO- CRETE LIMITED	Payment on practical completio	33,620.00
Ghana		Theophilus Dowetin	Implement Bridge trng PPRC	33,750.00
Ghana		Tropical Business Solutions	210 PC MTN project	199,650.00
Ghana		Tropical Business Solutions	paymt of 190 PCs CICS	180,630.00
Ghana		West Africa ActionNetwork On Small Arms	3th FORUM of Civil Society	90,000.00
Greece		Alexandra Moyas	SSA-Replacement RVZ 7 June to 31 De	44,100.00
Greece		ENVIRONMENTAL PROTECTION ENGINEERING S.A	Wastes disposal	380,940.00
Greece		SELALMAZIDOU ANNA-MARIA	RENTAL OF RCPAR PREMISES FROM 29 MA	36,440.00
Guatemala		ALMAR DIAGNOSTICA, SOCIEDAD ANONIMA	PRUEBAS CD4 (32499)	43,210.00
Guatemala		BANCO INDUSTRIAL, S.A.	107918 IDA HIV AIDS GROUP32499	54,460.00
Guatemala		BANCO INDUSTRIAL, S.A.	Primer Desembolso a NDI por Co	36,380.00
Guatemala		CEMENTOS PROGRESO, S.A.	EST.8 CTR.264/06B MAY 7	46,510.00
Guatemala		COMPANIA DE SEGURIDAD Y ASESORIA, S.A.	LIMPIA Y VERDE AGO '10 504L	33,700.00
Guatemala		COMPANIA DE SEGURIDAD Y ASESORIA, S.A.	LIMPIA Y VERDE AGO '10 O	30,450.00
Guatemala		COMPANIA DE SEGURIDAD Y ASESORIA, S.A.	LIMPIA Y VERDE JULIO '10 L	33,700.00
Guatemala		COMPANIA DE SEGURIDAD Y ASESORIA, S.A.	LIMPIA Y VERDE JULIO '10 O	30,450.00
Guatemala		COMPANIA DE SEGURIDAD Y ASESORIA, S.A.	LIMPIA Y VERDE JUNIO '10 L	33,700.00
Guatemala		COMPANIA DE SEGURIDAD Y ASESORIA, S.A.	LIMPIA Y VERDE JUNIO '10 O	30,450.00
Guatemala		CONSTRUCTORA AICSA, S.A.	50% RETENCION CTR.332/06	55,320.00
Guatemala		CONSTRUCTORA LAS MINAS, S.A.	LIMPIA Y VERDE AGOSTO '10 N	31,160.00
Guatemala		CONSTRUCTORA LAS MINAS, S.A.	LIMPIA Y VERDE AGOSTO '10 P	44,710.00
Guatemala		CONSTRUCTORA LAS MINAS, S.A.	LIMPIA Y VERDE JULIO '10 N	31,160.00
Guatemala		CONSTRUCTORA LAS MINAS, S.A.	LIMPIA Y VERDE JULIO '10 P	44,710.00
Guatemala		CONSTRUCTORA LAS MINAS, S.A.	LIMPIA Y VERDE JUNIO '10 N	31,160.00
Guatemala		CONSTRUCTORA LAS MINAS, S.A.	LIMPIA Y VERDE JUNIO '10 P	44,710.00
Guatemala		IMPORTADORA Y EXPORTADORA O.S. - IMEXOS	LIMPIA Y VERDE AGO '10 I	30,320.00
Guatemala		IMPORTADORA Y EXPORTADORA O.S. - IMEXOS	LIMPIA Y VERDE JULIO '10 I	30,320.00
Guatemala		IMPORTADORA Y EXPORTADORA O.S. - IMEXOS	LIMPIA Y VERDE JUNIO '10 I	30,320.00
Guatemala		MANUEL CERVANTES & ASOCIADOS, S.C.	SERVICIOS DE AUDITORIA DE PROY	30,740.00
Guatemala		MOTICSA, S.A.	DEV.50% RETENIDO CTR.239	33,600.00
Guatemala		ORGANISMO NALEB -	2do. Desembolso Naleb C3 -Prog	30,320.00
Guatemala		PNUD-FUNDACION SOLAR GUA07016	LIQ.DV61804-68370-71928 57272	56,390.00
Guatemala		RADIO TELEVISION GUATEMALA, S.A.	PUBLICIDAD 15.02-14.03.10	112,340.00
Guatemala		RADIO TELEVISION GUATEMALA, S.A.	PUBLICIDAD 15.03-14.04.10	112,060.00
Guatemala		RADIO TELEVISION GUATEMALA, S.A.	PUBLICIDAD AL 14.05 MUNI	112,060.00
Guatemala		RADIO TELEVISION GUATEMALA, S.A.	PUBLICIDAD AL 14.06 MUNI	112,060.00
Guatemala		RADIO TELEVISION GUATEMALA, S.A.	PUBLICIDAD AL 14.07 MUNI	111,640.00
Guatemala		RADIO TELEVISION GUATEMALA, S.A.	PUBLICIDAD AL 14.08 MUNI	110,810.00
Guatemala		RADIO TELEVISION GUATEMALA, S.A.	PUBLICIDAD AL 14.09 MUNI	110,810.00
Guatemala		RADIO TELEVISION GUATEMALA, S.A.	PUBLICIDAD AL 14.10 MUNI	111,780.00
Guatemala		RADIO TELEVISION GUATEMALA, S.A.	PUBLICIDAD AL 14.11 MUNI	111,780.00
Guatemala		RICARDO STEIN HEINEMANN	REVERSE 6 SALARIES' 2010 (DSS)	38,700.00
Guatemala		SIEMENS HEALTHCARE DIAGNOSTICS GUATEMALA	1400 PRUEBAS PARA VIH 32499	54,370.00
Guinea		ALP/GDO	Reimb. of Project TRAC.	41,570.00
Guinea		AVOCATS SANS FRONTIERES GUINEE	Assistance Judiciares	39,980.00
Guinea		CFAO MOTORS GUINEE SARL	Achat de 05 vehicules pour le Proje	149,000.00
Guinea		CONSEIL NATIONAL SOCIETE CIVIL GUINEENNE	Palement de 25% en faveur de CNOSC	47,350.00
Guinea		CONSEIL NATIONAL SOCIETE CIVIL GUINEENNE	Palement de 50% en faveur de	47,350.00
Guinea		CONSEIL NATIONAL SOCIETE CIVIL GUINEENNE	Palement de 50% en faveur de CNOSC	47,350.00
Guinea		DAN: OFFICE	Achat de cartouches d'encres H	73,770.00
Guinea		DIRECT NAT.JEUN.ACT.SOCIO EDUCA	PYMT 80 % PROTOCOLE	70,850.00
Guinea		ELHADJ HABIB BAH	Palement loyer 1er et 2eme tri	119,000.00

Major Contracts for Services Placed by Agency During 2010 (Contracts of \$30,000 or more)

Agency Location of contractor	Name of contractor	Description of services	Contract value USD
UNDP Continued			
Guinea	FAFT	Achat de 3000 flacons d' encre	42 850.00
Guinea	GUIPRECOM	Vulgarisation des textes élect	76 920.00
Guinea	Hotimex	Achat calculatrice à 12 chiffres	69 570.00
Guinea	INSTITUT NATIONAL DE LA STATISTIQUE	60% ADVANCE FUND	60 000.00
Guinea	INTERNATIONAL ALERT	70% DU MONTANT TOTAL	66 290.00
Guinea	INTERNATIONAL ALERT	DEPENSES CONF AU MOU	104 110.00
Guinea	INTERNATIONAL ALERT	Deuxieme tranche de paiement e	30 820.00
Guinea	INTERNATIONAL ALERT	PAIEMENT DU RELIQUAT DU BUDGE	115 000.00
Guinea	INTL FOUNDATION FOR ELECTORAL SYSTEMS	Pyt First Instlment MOU	961 660.00
Guinea	MARIDAD TECHNOLOGY	Achat d'équipements électrique	38 480.00
Guinea	MYAD SERVICE (M.S)	Achat lampe à batterie petit m	51 010.00
Guinea	PROGRAMME CONJOINT-GF	ADV JUSTI.PCGF/2010	89 540.00
Guinea	PROGRAMME CONJOINT-GF	Justi.01/10/-10/11/2010	43 590.00
Guinea	PROGRAMME CONJOINT-GF	Lancement Promo JAT2	101 300.00
Guinea	PROGRAMME CONJOINT-GF	PAIEMENT DS LE CADRE APPUI	70 000.00
Guinea	PROGRAMME CONJOINT-GF	REG V=29998 AVANCE PROG.CONJ	141 940.00
Guinea	PROGRAMME EMPLOI JEUNES	Consolid.acquis prog.empl.jeun	39 390.00
Guinea	SEARCH FOR COMMON GROUND	Frais de communication n2 en f	63 970.00
Guinea	SEARCH FOR COMMON GROUND	Frais de communication n2 en faveur	62 030.00
Guinea	SETA GUINEE SA	Achat de cinq (05) Véhicules M	126 870.00
Guinea	SGI AUTOMOBILES	Achat de onze (11) Véhicules T	319 000.00
Guinea	SOGUIT WAKKILARE	Location vehicules /Mission d'	37 180.00
Guinea	SOMACO INGENIERIE	PYMT FACTURE 05/SOMACO/PCBMN	42 560.00
Guinea	SOMACO INGENIERIE	PYMT FACTURE 05/SOMACO/PCBMN 2	42 560.00
Guinea	WANEP/ACCORD-GUINEE	MOBILISATION ET PRIERES	69 260.00
Guinea	WANEP/ACCORD-GUINEE	PAIEMENT POUR LE RENFORCEMENT	33 290.00
Guinea-Bissau	BANCO AFRICA OCCIDENTAL	2eme Transfert	160 000.00
Guinea-Bissau	BANCO AFRICA OCCIDENTAL	First Transfert to BAO	160 000.00
Guinea-Bissau	ERCANO CONSTRUCAO	25% achèvement	76 660.00
Guinea-Bissau	ERCANO CONSTRUCAO	25% achèvement travaux	78 740.00
Guinea-Bissau	ERCANO CONSTRUCAO	45% 5semaines apres debut trav	69 290.00
Guinea-Bissau	ERCANO CONSTRUCAO	45% 5semaines apres debut travaux	64 560.00
Guinea-Bissau	ERCANO CONSTRUCAO	45% semaines apres debut trava	71 180.00
Guinea-Bissau	ERCANO CONSTRUCAO	45% semaines apres debut travaux	66 310.00
Guinea-Bissau	GUIESPAN LDA	45% - 30 jours apres debut des	49 680.00
Guinea-Bissau	GUIESPAN LDA	45% - 30 jours apres debut des trav	51 180.00
Guyana	MINISTRY OF CULTURE YOUTH AND SPORTS	1st TRANCHE DISBURSEMENT TO MC	31 340.00
Guyana	N&R ENGINEERING CONTRACTING ESTB.	F/PMT. REHAB OF KKTC CENTRE	32 370.00
Guyana	N&R ENGINEERING CONTRACTING ESTB.	REHAB. OF KURU KURU COLLEAGE	30 280.00
Haiti	ARCHICODEC	Construction systeme d'eau Marigot	252 080.00
Haiti	ARCHICODEC	TRAVAUX DE REHABILITATION DE L	71 540.00
Haiti	BUREAU INTERNATIONAL DU TRAVAIL	FIRST PMT-ACCORD-PNUD/BIT	1 733 050.00
Haiti	BUREAU INTERNATIONAL DU TRAVAIL	VERSEMENT FINAL	1 733 050.00
Haiti	CAPITAL HARDWARE	BALAIS	44 000.00
Haiti	CAPITAL HARDWARE	CACHE NEZ	50 000.00
Haiti	CAPITAL HARDWARE	FOURCHES	56 000.00
Haiti	CAPITAL HARDWARE	MASSES	56 000.00
Haiti	CAPITAL HARDWARE	PELLES	150 000.00
Haiti	CAPITAL HARDWARE	PIQUOIS	56 000.00
Haiti	CARIBBEAN MARKETING	KEPI AVEC IMPRESSION	150 000.00
Haiti	CARIBBEAN MARKETING	T-SHIRT , PRINTED BLUE	67 500.00
Haiti	CARIBBEAN MARKETING	T-SHIRT, PRINTED BWHI	366 180.00
Haiti	CARITAS JACMEL	1ST PAYMENT / SIGNED AGREEMENT	49 870.00
Haiti	CARITAS JACMEL	2E VERS. / CONST. RTE LAVOUTE-	49 310.00
Haiti	CARITAS PROTECTION BERGES	1ER VERSEMENT / BLVD CHEMINS	60 110.00
Haiti	CARITAS PROTECTION BERGES	2eme VERSEMENT / 40% BUDGET	47 810.00
Haiti	CARRIBEX SA	ACHAT DE CAISSES DE SAVON POUR	252 020.00
Haiti	CARRIBEX SA	ACHAT DE CAISSES DE SAVON POUR LES	252 020.00
Haiti	CASCAF / PATRICK MASSENAT	PAYROLL /TRAVAILLEURS/JUIN 2010	32 710.00
Haiti	CASCAF / PATRICK MASSENAT	PAYROLL AOUT 2010	33 130.00
Haiti	CASCAF / PATRICK MASSENAT	PAYROLL DECEMBRE 2010.	32 350.00
Haiti	CASCAF / PATRICK MASSENAT	PAYROLL NOVEMBRE 2010.	32 350.00
Haiti	CASCAF / PATRICK MASSENAT	PAYROLL OCTOBRE 2010.	32 350.00
Haiti	CASCAF / PATRICK MASSENAT	PAYROLL SEPT 10	32 710.00
Haiti	CASCAF / PATRICK MASSENAT	PAYROLL TRAVAILLEUR JUILLET 10	33 130.00
Haiti	CASCAF / PATRICK MASSENAT	PAYROLL TRAVAILLEURS MAI 2010	32 630.00
Haiti	CASEC 1ERE SECTION BAS DE STE ANNE	2eme VERSEMENT / 40% CONTRAT	40 090.00
Haiti	CASEC 1ERE SECTION BAS DE STE ANNE	ACCORD 70260-ER PPAIX	50 530.00
Haiti	CASEC 1ERE SECTION CITERNE REMY	2E VERSEMENT - 40%	36 410.00
Haiti	CASEC 1ERE SECTION CITERNE REMY	ACCORD 70260 ER PDEPAIX	44 940.00
Haiti	CENTRE HAITIEN PR LA PROMOT. DE L'AGRICU	CHANGEMENT DE COMPTE	253 160.00
Haiti	COCIMAR C POR A	Avance de démarrage de Cocimar	475 850.00
Haiti	COCIMAR C POR A	Paiement decompte # 5/Borderea	137 410.00
Haiti	COCIMAR C POR A	Paiement decompte # 5/borderea	188 690.00
Haiti	COCIMAR C POR A	Paiement decompte 6/ Borderea	75 000.00
Haiti	COCIMAR C POR A	Paiement du decompte # 3 de CO	273 430.00
Haiti	COCIMAR C POR A	TRAVAUX DE CONSTRUCTION DU QUA	325 440.00
Haiti	COMP Haiti S.A.	Electrical power cabling and d	47 500.00
Haiti	COMP Haiti S.A.	Electrical power cabling Ether	86 590.00
Haiti	COMP Haiti S.A.	Equipments informatiques mobil	76 030.00
Haiti	COMP Haiti S.A.	Equipments informatiques mobiles (k	76 030.00
Haiti	COORD. REGIONALE ORGANISATION SUD'EST	CHANGEMENT DE COMPTE	234 110.00
Haiti	COORD. REGIONALE ORGANISATION SUD'EST	VERSEMENT FINAL	232 050.00
Haiti	CROIX-ROUGE FRANCAISE	1ER VERS./ACCORD PNUD-CRF	74 630.00
Haiti	CSS GLOBAL	30% - upon completion of 50% o	35 750.00
Haiti	CSS GLOBAL	30% - upon completion of 50% of wor	35 750.00
Haiti	CSS GLOBAL	50% - upon certification by WFP/UND	59 580.00
Haiti	CSS GLOBAL	Ajustement PO# 6566 for site g	45 080.00
Haiti	CSS GLOBAL	Site Leveling/Grading	75 630.00
Haiti	CSS GLOBAL	Surface Leveling	45 080.00
Haiti	DACALI, S. A. CONSTRUCTION	TRAVAUX DE CONSTRUCTION D'UN S	33 680.00
Haiti	DESIGN BY RUDY	IMPRESSION DE JEUX DE PROCES-V	59 200.00
Haiti	ECOFRA S.A.	40% Paiement	75 580.00
Haiti	ECOFRA S.A.	40% Paiement final	75 580.00
Haiti	ECOFRA S.A.	Installation of flood protecti	86 660.00
Haiti	ECOFRA S.A.	Installation of flood protection sy	148 880.00
Haiti	ECOFRA S.A.	Security Fence/ Sector 5	47 390.00
Haiti	ECOFRA S.A.	Travaux de transformation du c	37 790.00
Haiti	ECOFRA S.A.	Travaux de transformation du centre	37 790.00
Haiti	ENTREPRISE TECHNIQUE DE CONSTRUCTION	paiement materiels pour Enteco	94 970.00
Haiti	ERNO RENONCOURT	Renouvellement contrat Erno Renonc	36 230.00
Haiti	ESPOIR POUR TOUS	1ER VERSEMENT SUR L'ACCORD	48 850.00
Haiti	ESPOIR POUR TOUS	2EME VERSEMENT	39 080.00
Haiti	ESPOIR POUR TOUS	2eme VERSEMENT	49 080.00
Haiti	FEDERATION HAITIENNE DES ASSOCIATIONS &	2EME TRANCHE-FHAIPH-DNSCPR7110	31 000.00
Haiti	FONDATION NOUVELLE HAITI	2eme TRANCHE / FINANCEMENT FNH	50 000.00
Haiti	FONDATION NOUVELLE HAITI	PAIEMENT 2 TRANHES/FINANCEMENT	50 000.00
Haiti	FONDATION NOUVELLE HAITI	VERS. FINAL A LA FNH.	60 000.00
Haiti	FONKOZE	Amount to be distributed/paid	2 965 190.00
Haiti	FONKOZE	Paiement arriéré Martissant /	327 980.00
Haiti	FONKOZE	Paiement arriéré Portail Leoga	58 190.00
Haiti	FONKOZE	SERVICE BANCAIRE / PAIEMENT DE	1 000 000.00
Haiti	FOOD FOR THE HUNGRY	CHANGEMENT DE COMPTE	253 160.00
Haiti	FOOD FOR THE HUNGRY	VERSEMENT FINAL	250 940.00
Haiti	GOAL HAITI	LAST PAYMENT / JULY 10	250 000.00
Haiti	GROUPE D'ACTION POUR LA PROTECTION DE	1ER VERSEMENT	63 000.00
Haiti	GROUPE D'ACTION POUR LA PROTECTION DE	2EME VERS./TRAITEMENT DE RAVIN	57 780.00
Haiti	GROUPE D'ACTION POUR L'HABILITATION	1ER VERSEMENT	52 110.00
Haiti	GROUPE D'ACTION POUR L'HABILITATION	2e VERSEMENT	40 700.00
Haiti	GROUPE D'ACTION POUR L'HABILITATION	PAIEMENT 2EME VERSEMENT (40%)	41 780.00

Major Contracts for Services Placed by Agency During 2010 (Contracts of \$30,000 or more)

Agency	Name of contractor	Description of services	Contract value USD
Haiti	GROUPE D'ACTION POUR L'HABILITATION	PREMIER VERSEMENT	53,480.00
Haiti	GROUPE DE TECHNICIENS REUNIS	Aménagement de la cloture peripheri	33,270.00
Haiti	GROUPE D'INITIATIVE PR UN PORT A PIMENT	1ER VERS./TRAV. PROTECT. BERGE	74,500.00
Haiti	GTIH	CHANGEMENT DE COMPTE	252,360.00
Haiti	HAITI RECOVERY GROUP	Demolition, debris removal, la	448,430.00
Haiti	HAITI RECOVERY GROUP	Demolition, debris removal, landfill	498,250.00
Haiti	HANDS ON DISASTER RESPONSE	1er VERSEMENT	35,580.00
Haiti	INFRASTRUCTURE TECHNIQUE ET CONSTRUCTION	Palement du decompte # 4 de la	45,350.00
Haiti	LES ENTREPRISES DESCHAMPS-FRISCH S.A.	EMBALLAGE DES BULLETTINS DE VOT	265,800.00
Haiti	LES ENTREPRISES DESCHAMPS-FRISCH S.A.	IMPRESSION BULLETINS NORD	152,860.00
Haiti	LES ENTREPRISES DESCHAMPS-FRISCH S.A.	IMPRESSION BULLETINS SUD	102,700.00
Haiti	LES ENTREPRISES DESCHAMPS-FRISCH S.A.	IMPRESSION BULLETINS ARTIBONIT	185,590.00
Haiti	LES ENTREPRISES DESCHAMPS-FRISCH S.A.	IMPRESSION BULLETINS CENTRE	100,760.00
Haiti	LES ENTREPRISES DESCHAMPS-FRISCH S.A.	IMPRESSION BULLETINS GRANDE-AN	57,300.00
Haiti	LES ENTREPRISES DESCHAMPS-FRISCH S.A.	IMPRESSION BULLETINS NIPPES	44,760.00
Haiti	LES ENTREPRISES DESCHAMPS-FRISCH S.A.	IMPRESSION BULLETINS NORD-EST	51,890.00
Haiti	LES ENTREPRISES DESCHAMPS-FRISCH S.A.	IMPRESSION BULLETINS NORD-OUES	72,750.00
Haiti	LES ENTREPRISES DESCHAMPS-FRISCH S.A.	IMPRESSION BULLETINS OUEST	694,370.00
Haiti	LES ENTREPRISES DESCHAMPS-FRISCH S.A.	IMPRESSION BULLETINS SUD-EST	72,350.00
Haiti	MASA TRADING	BROUETTES	247,500.00
Haiti	MATEKHA	Achat materiaux de constructio	35,260.00
Haiti	MISSION SAINT VINCENT DE PAUL	1ERE TRANCHE / SIGN ACCORD	75,020.00
Haiti	MISSION SAINT VINCENT DE PAUL	2eme VERSEMENT	44,460.00
Haiti	ORGANISATION INTERNATIONALE MIGRATION	1er versement	100,000.00
Haiti	ORGANISATION INTERNATIONALE MIGRATION	Expense Distribution	48,980.00
Haiti	OXFAM GB	VERSEMENT50%	75,670.00
Haiti	PLATEFORME HAITIENNE ASSOCIATIONS PUVIH	TRANFFONDS-PAF/2010-2011T1 MSM	48,980.00
Haiti	PROGRAMME D'URGENCE	Expense Distribution	56,340.00
Haiti	PROGRAMME D'URGENCE	VERSEMENT FINAL / DDAS PELERIN	46,020.00
Haiti	RECTORAT DE L'UNIVERSITE D'ETAT D'HAITI	1er VERSEMENT	155,500.00
Haiti	SALEPLAS S.L.	POTABLE WATER POLYETHYLENE PIP	81,260.00
Haiti	SAMIR HANDAL	PAIEMENT TERMINATION DE CONTRA	331,370.00
Haiti	SMALL ARMS SURVEY	SECOND & FINAL PAYMENT	36,500.00
Haiti	SOCIETE NATIONALE DES PARCS INDUSTRIELS	Palement loyer Juin à décembre	45,500.00
Haiti	SUCO	1er VERSEMENT	73,350.00
Haiti	SUCO	Expense Distribution	73,330.00
Haiti	TERMINIX	SERVICE DE NETTOYAGE ET D'ENTR	45,260.00
Haiti	TURBO SYSTEM S.A.	Palement rapport definitif de	98,900.00
Haiti	TURBO SYSTEM S.A.	Palement rapport definitif des tra	98,900.00
Haiti	TURBO SYSTEM S.A.	PROC 2010.103 DAP DBASE 2ND PA	98,900.00
Haiti	UJAPH	2e VERSEMENT	60,370.00
Haiti	UJAPH	50% BUDGET / 1er VERSEMENT	75,690.00
Haiti	UNIBANK	CASH FOR WORK PAYMENT	1,012,660.00
Haiti	UNIBANK	Expense Distribution	646,080.00
Haiti	UNIBANK	PAIEMENT CASH FOR WORK	168,530.00
Haiti	WORLD CONCERN	REG ACC 16065/ VCHR 40882	221,520.00
Haiti	WORLD CONCERN ACLAM	1ER VERSEMENT / ACCORD SIGNE	37,500.00
Honduras	AEROSERVICIOS CENTROAMERICANOS	ALQ.AERONAVE FUMIGACION DENGUE	30,650.00
Honduras	ALCATEL-LUCENT	Ampliacion de Lineas Fijas y T	2,091,420.00
Honduras	ALCATEL-LUCENT	Enmienda No.03	614,420.00
Honduras	ANGELICA MARINA IDIAQUEZ PALACIOS	SSA Consultor enlace para apoyar ci	33,240.00
Honduras	ARQUITECTOS E INGENIEROS CONSTRUCTORES	PGO 20%ANTICIPO CC/73263/01/20	45,440.00
Honduras	BCIE-ARECA	REG LIQUIDACION NOVIEMBRE 2010	30,750.00
Honduras	CHC CONSULTORIA I GESTIO S.A.	Expense Distribution	247,450.00
Honduras	CHC CONSULTORIA I GESTIO S.A.	PRSS5222 PG 3ER C-1/09IHS/CHC	247,450.00
Honduras	CIA DE EQUIPO Y SERVICIOS DE HONDURAS	PG OBRAS REMODELACION SAG	33,860.00
Honduras	COLTEL	Adquisición de Cable de Fibra	159,840.00
Honduras	COLTEL	Adquisición de Cables de Abona	1,054,680.00
Honduras	DIA (DESARROLLO INTEGRAL ALTERNATVO)	30% CONV.05-04 3ER.DESEMB.	34,630.00
Honduras	DISEÑO CONSTRUCCION INGENIERIA S DE R.L.	Expense Distribution	32,620.00
Honduras	DISEÑO CONSTRUCCION INGENIERIA S DE R.L.	PAGO S/C No. 12863/004-2010	40,580.00
Honduras	DISEÑO CONSTRUCCION INGENIERIA S DE R.L.	PG S/C 003-2010 REMOD DESP SAG	74,100.00
Honduras	DISEÑO CONSTRUCCION INGENIERIA S DE R.L.	Reclas IA vou 85244	32,620.00
Honduras	EMP. DE MAT. ESTRUCTURALES PARA LA CONTR	DEV.5%GAR.CALOBRA C#437/2091	115,640.00
Honduras	EMP. DE MAT. ESTRUCTURALES PARA LA CONTR	Reingreso Saldo Contrato - Con	76,370.00
Honduras	EMP. DE MAT. ESTRUCTURALES PARA LA CONTR	Reingreso Saldo Contrato - Construc	116,370.00
Honduras	ERICSSON DE HONDURAS, S.A.	Ampliacion Lineas Fijas y GSM	2,739,730.00
Honduras	ERICSSON DE HONDURAS, S.A.	PAG #1 20% ANTIC C#3166	797,950.00
Honduras	ERICSSON DE HONDURAS, S.A.	PAG#1 20% ANTICIPO C#3166	797,950.00
Honduras	ERICSSON DE HONDURAS, S.A.	PAG#4 EST#3 C#3166	433,150.00
Honduras	FONDO CAFETERO NACIONAL	100% ACUERDO NEGOC.003/2010	315,870.00
Honduras	GRUPO Q HONDURAS	46 Pick up 4X4 Cabina Sencilla	123,200.00
Honduras	GRUPO Q HONDURAS	8 Pick Up 4X4 Cabina Doble, Mo	132,000.00
Honduras	ICF INST. CONSERVACION Y DESARR.FORESTAL	REG. LIQUIDACION OCT-NOV 2010	57,100.00
Honduras	INDUSTRIAS CONTEMPO	21) Cierre Aéreo Ct Incomp. Pr	288,780.00
Honduras	INDUSTRIAS CONTEMPO	22) Cierre Aéreo Ct Incomp. Pr	35,020.00
Honduras	INDUSTRIAS CONTEMPO	25) Cierre Aéreo Ct Incomp. Pr	207,930.00
Honduras	INDUSTRIAS CONTEMPO	26) Cierre Aéreo Ct Incomp. Pr	38,510.00
Honduras	INDUSTRIAS CONTEMPO	37) Cierre para empalme de 48	33,380.00
Honduras	INDUSTRIAS CONTEMPO	44) Cinta Plástica 28"x20' (121,890.00
Honduras	INDUSTRIAS CONTEMPO	50) Conector Para Cable De Aco	189,070.00
Honduras	INDUSTRIAS CONTEMPO	Suministro de Equipo para Actu	122,220.00
Honduras	J. A. TELCOM, S.A. DE C.V.	102) Tritubo de plietieno par	93,400.00
Honduras	R.D. ACCESS S. DE R.L.	77) Juegos De Números y Letras	32,600.00
Honduras	ROSABAL ELECTRONICA, S. DE R.L. DE C.V.	Aire Acondicionado SPLIT de p	172,160.00
Honduras	SERVICIO HOLANDES COOPERACION AL DESARRO	ESTUDIO PARA IDENTIFICAR EL POTENCI	38,680.00
Honduras	Soluciones en Conectividad, S.A. de C.V.	67) Grapa Para Cable De Calda	236,930.00
Honduras	Soluciones en Conectividad, S.A. de C.V.	69) Grapa Para Empalmar Cable	67,890.00
Honduras	Soluciones en Conectividad, S.A. de C.V.	92) Strandwise de 1/4"	64,140.00
Honduras	UNAH/PROYECTO SEGURIDAD, JUSTICIA Y	LIQ. ANTICIPO TRIM. 1-20NOV 2010	146,230.00
Honduras	UNAH/PROYECTO SEGURIDAD, JUSTICIA Y	REG. LIQ. ANTIC. TRIM JUNIO 2010	153,880.00
Honduras	UNAH/PROYECTO SEGURIDAD, JUSTICIA Y	REG.LIQ. ANTIC. SEPTIEMBRE 2010	36,520.00
Honduras	UNIVERSIDAD NAC. AUTÓNOMA DE HONDURAS	F17 1ER TRANSF. 80% MOU 2010	49,050.00
Honduras	UNIVERSIDAD PEDAGOGICA NACIONAL	F18 1ER TRANSF. 80% MOU 2010	48,560.00
Hungary	HUN-IDA	2010 2Q Advance Expend 2Q 2010	34,900.00
Hungary	HUN-IDA	2010 3Q Advance Expend 3Q 2010	33,260.00
Iceland	LANDSVIRKJUN POWER EHF	First Installment under the co	73,130.00
Iceland	LANDSVIRKJUN POWER EHF	Second payment to Landsvirkjun	300,150.00
Iceland	LANDSVIRKJUN POWER EHF	Third payment to Landsvirkjun	243,290.00
India	Anilla CHERIAN	SSA No. 035/2010 2Aug to 31Dec 2010	49,800.00
India	ASHODAYA SAMITHI	26/2 3rd Pay Reg training - II	38,000.00
India	BACE MARKETING PVT. LTD.	san-Drpymn-Bace-MORD-Itr-Oct11	48,480.00
India	BBCW CHANNELS PVT LTD	mk-20% on end of filming&start	42,620.00
India	BBCW CHANNELS PVT LTD	mk-20% pmt on start of filming	42,650.00
India	BBCW CHANNELS PVT LTD	mk-30% on sub of inception rep	64,580.00
India	BBCW CHANNELS PVT LTD	Upon signing of contract	42,710.00
India	BHARTIYA SAMRUDHI INVTS & CONLT SERV LTD	ss-60% of the 2nd Instalment	61,450.00
India	CADILA HEALTHCARE LTD.	nn-1st pmt as per MOA-MDI	527,410.00
India	CADILA HEALTHCARE LTD.	nn-2nd inst as per MOA-72344	720,870.00
India	CENTRAL ELECTONICS LIMITED	1st Installment for procurement	164,000.00
India	CENTRAL ELECTONICS LIMITED	2nd Installment	48,500.00
India	CENTRAL ELECTONICS LIMITED	Balance after Installment	35,000.00
India	CENTRE FOR BUDGET&GOVERNANCE ACCOUNTIBIL	Final Pyament	39,610.00
India	CENTRE FOR BUDGET&GOVERNANCE ACCOUNTIBIL	mk-Reversal of Exp. of CBGA	39,610.00
India	CIPLA LIMITED	nn-CIPLA MOA 2nd payment-MDI	2,079,650.00
India	CONTROLLER OF AID ACCOUNTS AND AUDIT	nn-FR 1 QTR 2010-55240	60,210.00
India	CONTROLLER OF AID ACCOUNTS AND AUDIT	nn-FR 1st QTR 2010-55240	73,460.00
India	CONTROLLER OF AID ACCOUNTS AND AUDIT	nn-FR 2nd QTR'10 IFP-55240	96,390.00
India	CONTROLLER OF AID ACCOUNTS AND AUDIT	nn-FR 2nd QTR'10 RPRC-55240	65,190.00
India	DEVELOPMENT ALTERNATIVES	Asper MCG MoRD Itr Dt-14Jun'10	31,980.00

Major Contracts for Services Placed by Agency During 2010 (Contracts of \$30,000 or more)

Agency	Location of contractor	Name of contractor	Description of services	Contract value USD
UNDP Continued				
India		EMMANUEL HOSPITAL ASSOCIATION	1st tranche as per MCG	38,670.00
India		EMMANUEL HOSPITAL ASSOCIATION	MM-Tranche2-Dec2010	45,750.00
India		ENTREPRENEURSHIP DEV INSTITUTE OF INDIA	MM-35%release-Contract2010/229	32,930.00
India		GLOBAL SOLAR WATER HEATING	FR-6-12December 2010	70,770.00
India		GLOBAL SOLAR WATER HEATING	FR-II-May-June-2010	136,500.00
India		GLOBAL SOLAR WATER HEATING	FR-Jan-March-2010	35,220.00
India		GLOBAL SOLAR WATER HEATING	FR-Nov-06Dec-2010	64,360.00
India		GLOBAL SOLAR WATER HEATING	mk-FR-July-September'10-61121	38,590.00
India		GRAMYANCHAL SEWA SAMITI	CJ-35%Release upon work plan	32,960.00
India		Hexaware Technologies Ltd	Hexaware - Raghu Sivakoti Atia	30,200.00
India		INDIA HIV/AIDS ALLIANCE	2nd Qtr Face Alliance Apr-June	76,430.00
India		INDIA HIV/AIDS ALLIANCE	Expense Distribution	95,470.00
India		INDIAN NETWORK FOR PEOPLE LIVING WITH	MCG- 4 tranche-Oct-Dec, Jan-Mar	64,360.00
India		INDIAN POLYURETHANE ASSOCIATION	gs: 2nd Inst to IPU-75568 (MP)	32,820.00
India		INFOAXON TECNOLOGIES (INDIA) PVT LTD	30 CMS	78,610.00
India		INSTITUTE OF URBAN TRANSPORT-SUTP-UNDP	FR-Jan-Mar&Apr-Jun-2010	31,610.00
India		JAL BHAGIRATHI FOUNDATION (D)	MM-FR-July-Sep2010	78,370.00
India		JAL BHAGIRATHI FOUNDATION (D)	MM-FR-Oct & Nov10	49,540.00
India		JAL BHAGIRATHI FOUNDATION (D)	ss-FR First Qtr.2010	35,920.00
India		JANAK SAMITI	CJ-35%Release upon work plan	31,900.00
India		KUTCH NAV NIRMAN ABHIYAN	40% of the ODRC budget 2010	164,690.00
India		KUTCH NAV NIRMAN ABHIYAN	61115- US \$ 228867.55	228,870.00
India		KUTCH NAV NIRMAN ABHIYAN	Expense Distribution	229,230.00
India		LOGOTRI	LOGOTRI provided the internati	78,580.00
India		Lupin Limited	PHARMACEUTICALS, Products: 4-F	253,860.00
India		Lupin Limited	Rifampicin 150 mg / Isoniazid	151,000.00
India		MACMILLAN PUBLISHERS INDIA LTD	Publishing services	35,250.00
India		MEMBER SECRETARY GOMBR	FR-II-26May-30June-2010	34,040.00
India		MEMBER SECRETARY GOMBR	mk-FR-1Jul-22Sep10-13013	30,100.00
India		MIDAS-CARE PHARMACEUTICALS PVT. LTD.	nn-2nd inst as per MOA-MDI	1,015,290.00
India		NBA-UNDP PROJECT	mk-Rev BD Act Project(E&E Div)	39,130.00
India		NEW CONCEPT INFORMATION SYSTEMS PVT LTD	Expense Distribution	37,560.00
India		NIRANTAR TRUST	CJ-1.4.1-35%Upon work plan	31,170.00
India		NMPU INDIA UNDP. GEF	1st Instal-MOA with MOEF	47,050.00
India		POPULATION COUNCIL	Expense Distribution	34,840.00
India		PRATHAM MUMBAI EDUCATION INITIATIVE	SAN-30%2nd Instalmnt-Innovatio	31,930.00
India		QED COMMUNICATIONS	mk-Final Payment to QED Commun	71,900.00
India		QUALITY CONSCIOUS CONTRACTORS PVT LTD	Funds commitment	34,020.00
India		RANG SUTRA CRAFT DUNIYA PRODUCER COMPANY	CJ2.3.1-30%signing of contract	44,070.00
India		REFRIGERATION AND AIRCONDITIONING MANUF	gs: 2nd inst to RAMA-75568(MP)	32,820.00
India		SAHBHAGI SHIKSHAN KENDRA	CJ-40% Fund release	32,400.00
India		SAVITA MULLAPUDI NARASIMHAN	SSA Cost	54,910.00
India		SELF EMPLOYED WOMEN'S ASSOCIATION	SAN-30% 2nd Instlmt-Innovatio	31,700.00
India		SHIVANI NAYYAR	SSA consultancy fee	77,440.00
India		SHUSHRUSHA SAMITI	CJ-35%Release upon work plan	31,280.00
India		SIFY SOFTWARE LIMITED	Needs assessment for E-Learnin	41,360.00
India		Sify Technologies Limited	Conversion Courses in to Arabi	47,700.00
India		SUN PHARMACEUTICAL INDUSTRIES LIMITED	nn-2nd Inst as per MOA-72344	468,690.00
India		TARU LEADING EDGE PRIVATE LIMITED	First installment (15% of tota	41,770.00
India		TARU LEADING EDGE PRIVATE LIMITED	Second installment (35% of tot	97,470.00
India		TARU LEADING EDGE PRIVATE LIMITED	Third installment (40% of tota	83,550.00
India		TATA CONSULTANCY SERVICES LIMITED	11970 CONTRATO TATA OTROSI No	342,740.00
India		TATA CONSULTANCY SERVICES LIMITED	11970 CONTRATO TATA PAGO 6/7	360,600.00
India		TECHNOPAK ADVISORS PVT. LTD	15% GENPROM Sindh & 15% GJTMA	32,650.00
India		TECHNOPAK ADVISORS PVT. LTD	25% Sindh & 40% Punjab Payment	121,360.00
India		TECHNOPAK ADVISORS PVT. LTD	2nd Installment Punjab Compon	84,020.00
India		TECHNOPAK ADVISORS PVT. LTD	3rd Installment (30%) GENPROM	56,010.00
India		TERI UNDP GEF INDIA BRICK	nn-FR 3rd QTR 2010-57405	46,650.00
India		THE HUMSAFAR TRUST	3rd Trch Humsafar Trust-MCG	36,760.00
India		VIDEO VOLUNTEERS - INDIA	MM-MCG-Tranche1-Signing-Nov10	37,550.00
India		VIJAY PARMAR	Service fee for Resource Mobilizati	91,000.00
India		VIVEK ANIL DIVAN	SSA VIVEK DIVAN	59,500.00
India		WHO PROJECT	30% of MOU with IGNOU	34,790.00
India		WII ACE PROJECT UNDP	nn-FR 2nd QTR 2010-74758	47,440.00
India		WII ACE PROJECT UNDP	nn-FR 3rdQTR'10 ACE MNRE-74758	47,870.00
Indonesia		ALHAS JAYA GROUP PT	2nd payment to Alhas	315,010.00
Indonesia		ALHAS JAYA GROUP PT	payment for heavy equipment co	69,430.00
Indonesia		ALHAS JAYA GROUP PT	Tranche payment to Alhas UNDP	100,000.00
Indonesia		ALHAS JAYA GROUP PT	tranche payment to Alhas UNDP	98,020.00
Indonesia		ALHAS JAYA GROUP PT	UNDP 004/2010 Alhas req. 2	123,330.00
Indonesia		ASHRAE INDONESIA CHAPTER	2nd Installment AIC for HPMP	50,000.00
Indonesia		ASS. FOR COMMUNITY EMPOWERMENT (IDR PAY)	Final Payment to ACE	89,520.00
Indonesia		ASS. FOR COMMUNITY EMPOWERMENT (IDR PAY)	SPECIAL HUMANITARIAN ASSISTANC	93,450.00
Indonesia		BADAN PENANGGULANGAN BENCANA ACEH	1st payment for LOA UNDP-BPBA	37,080.00
Indonesia		BALAI BESAR LITBANG SUMBERDAYA LAHAN PER	Grant Q3 2010	548,510.00
Indonesia		BALAI BESAR LITBANG SUMBERDAYA LAHAN PER	Grant Q4 2010	289,030.00
Indonesia		BAPEDAL PROVINSI NAD (FOR TA-BRR)	2nd payment EIA Activities	69,540.00
Indonesia		BAPEDAL PROVINSI NAD (FOR TA-BRR)	Bappedal 2nd Payment	48,340.00
Indonesia		BASRI SUDIBJO	OFFICE RENT 2010 AGI/PGSP	39,600.00
Indonesia		BASRI SUDIBJO	Office Rent 2010 AGI/PGSP	39,600.00
Indonesia		BASRI SUDIBJO	RECLASS PMU Office Rent 2010	39,600.00
Indonesia		BINA RAKYAT SEJAHTERA	1st pay Grant Agreement BYTRA	30,530.00
Indonesia		BITA BINA SEMESTA PT.	Phase VI (30%) - EIA Cluster - Full	38,760.00
Indonesia		BUMI DAYA PLAZA, PT.	EMDP: Lease fee 1Jul-31Dec'10	37,740.00
Indonesia		BUMI HARMONI INDOGUNA, PT	1st Payment Upon Result of Sur	35,990.00
Indonesia		BUMI HARMONI INDOGUNA, PT	3rd Payment - 1 Dec - 15 May 2	82,160.00
Indonesia		BUMI HARMONI INDOGUNA, PT	Payment upon Signing of Contra	30,850.00
Indonesia		DIREKTORAT STATISTIK KETAHANAN SOSIAL	1st payment - BPS	88,430.00
Indonesia		DIREKTORAT STATISTIK KETAHANAN SOSIAL	1st payment - signing of the LOA	88,430.00
Indonesia		DIREKTORAT STATISTIK KETAHANAN SOSIAL	2nd Payment: submission of the comp	89,070.00
Indonesia		DIREKTORAT STATISTIK KETAHANAN SOSIAL	2nd Payment LOA BPS	90,510.00
Indonesia		DIREKTORAT STATISTIK KETAHANAN SOSIAL	3rd payment: 1.Submission of the co	63,310.00
Indonesia		DWI BINA PRAKARSA ENGINEERING CONSULTANT	3rd pymt to Dwi Bina Perkasa	34,970.00
Indonesia		ENDAH TRISTA AGUSTIANA	SSA - Gender & Social Devel. Consul	73,800.00
Indonesia		EVANS CONSULTING INC (USD PAYMENT)	1st Installment SSA Fee Hugh E	38,450.00
Indonesia		EVANS CONSULTING INC (USD PAYMENT)	2nd Installment SSA Fee Hugh	38,450.00
Indonesia		EVANS CONSULTING INC (USD PAYMENT)	5th pymt Hugh Evans 046/2008	31,240.00
Indonesia		EVANS CONSULTING INC (USD PAYMENT)	Sal Project Development Consul	32,500.00
Indonesia		EVANS CONSULTING INC (USD PAYMENT)	Sal Project Development Consultant	32,500.00
Indonesia		KANA INSANIMITRA PT	1st payment, Kana Insanimitra	162,790.00
Indonesia		KANA INSANIMITRA PT	2nd payment, kana insanimitra	185,830.00
Indonesia		KANA INSANIMITRA PT	3rd payment, kana Insanimitra	168,300.00
Indonesia		KANA INSANIMITRA PT	advance payment, Kana Insanimitra	30,020.00
Indonesia		KANA INSANIMITRA PT	advance payment, Kana Insanimitra	30,020.00
Indonesia		KEMENTERIAN DALAM NEGERI (AGTP)	Expense Distribution	631,750.00
Indonesia		KEMITRAAN B PEMBARUAN TATA PEMERINTAHAN	Final payment MoU Kemitraan UU	61,020.00
Indonesia		KOMISI PENANGGULANGAN AIDS	FR KPA, June 10	153,660.00
Indonesia		KOMISI PENANGGULANGAN AIDS	Revise Settlement FR KPA Mar10	256,460.00
Indonesia		KOMISI PENANGGULANGAN AIDS	Settlement FR KPA Aug 10	208,580.00
Indonesia		KOMISI PENANGGULANGAN AIDS	Settlement FR KPA Feb 2010	100,550.00
Indonesia		KOMISI PENANGGULANGAN AIDS	Settlement FR KPA Jan '10	45,070.00
Indonesia		KOMISI PENANGGULANGAN AIDS	Settlement FR KPA June 10	153,660.00
Indonesia		KOMISI PENANGGULANGAN AIDS	Settlement FR KPA Mar 2010	256,460.00
Indonesia		KOMISI PENANGGULANGAN AIDS	Settlement FR KPA May 10	99,790.00
Indonesia		KOMISI PENANGGULANGAN AIDS	Settlement FR KPA Nov 10	132,830.00
Indonesia		KOMISI PENANGGULANGAN AIDS	Settlement FR KPA Sept 2010	196,640.00
Indonesia		MENARA THAMRIN, PT	Rental + Service Charge - Mena	36,740.00
Indonesia		MENARA THAMRIN, PT	Rental Payment - Menara Thamri	75,760.00
Indonesia		MENARA THAMRIN, PT	Rental Payment-Menara Thamrin	37,920.00
Indonesia		MENARA THAMRIN, PT	Service Charge Payment - Menar	31,210.00

Major Contracts for Services Placed by Agency During 2010 (Contracts of \$30,000 or more)

Agency	Location of contractor	Name of contractor	Description of services	Contract value USD
UNDP Continued				
Indonesia		MENARA THAMRIN, PT	Service Charge Payment-Menara	62,350.00
Indonesia		MINISTRY OF ENVIRONMENT	2nd Payment - Upon submission of R	31,170.00
Indonesia		MULTI AREA CONINDO PT. (MACON)	EIA Cluster III-4th payment-20	33,320.00
Indonesia		MULTI AREA CONINDO PT. (MACON)	EIA Cluster III-4th payment-20% Com	32,540.00
Indonesia		MULTI AREA CONINDO PT. (MACON)	EIA Cluster III-5th payment-20	33,340.00
Indonesia		MULTI AREA CONINDO PT. (MACON)	EIA Cluster III-5th payment-20%-Com	32,540.00
Indonesia		MULTI AREA CONINDO PT. (MACON)	EIA Cluster III-6th payment - 30% -	48,800.00
Indonesia		MUSLIM AID INDONESIA	AJP: MAI LARC last payment	41,540.00
Indonesia		OSANA LESTARI INTERNATIONAL	Second 50% Instal PSC/2010/7/5	45,870.00
Indonesia		PREP-ICCTF MINISTRY OF INDUSTRY	Grant Q3 2010	81,730.00
Indonesia		PREP-ICCTF MINISTRY OF INDUSTRY	Grant q4 2010	843,400.00
Indonesia		PT DAEMETER CONSULTING	Third and Final Payment(50%) of tot	50,320.00
Indonesia		PT SERASI KELOLA ALAM	3rd and Final payment is for full c	67,220.00
Indonesia		PT. INDO PACIFIC EDELMAN	3rd Payment: 40%payment based	45,260.00
Indonesia		SCDRR IN DEVELOPMENT	To Record FR Feb 2010 SCDRR Q1	43,500.00
Indonesia		SUMARDI KARTA SASMITA	Rent cost LEAD office building	39,600.00
Indonesia		THE ASIA FOUNDATION	Final Payment upon Documentati	32,310.00
Indonesia		TMDF FOR AID FOR DEV. EFFECTIVENESS SEC.	Settlement FR Oct 2010 A4DES	31,670.00
Indonesia		UN-REDD PROJECT (UNDP)	Q4-2010 DCT Nov - 73379 Act1	30,440.00
Indonesia		UN-REDD PROJECT (UNDP)	Q4-2010 DCT Oct - 73379 Act1	30,550.00
Indonesia		WAINDO SPECTERRA, PT	One time payment - 100% of total co	33,350.00
Indonesia		YUSTIMAR JOENDES.DR	House Lease, Jan-Dec'11	36,000.00
Iran		Markaze Amouzeshe va Moraghebat HIV AIDs	O1002A1.A2Pay.BSS	37,950.00
Iran		SEPAND RAYANEH TEHRAN	ICT Help Desk Services, March 8, 20	31,300.00
Iran		Zahedan University of Medical Science	O2S2A2 Spray team Salary	48,590.00
Iraq		AI Anwar Loulou'iah For Trading Company	Rehabilitation of 8 TB service	147,280.00
Iraq		AI DHAFAER CO. FOR GENERAL CONST.&TREADE	Construction of the warehouse	226,990.00
Iraq		AI DHAFAER CO. FOR GENERAL CONST.&TREADE	Construction of the warehouse at Ba	259,490.00
Iraq		AI DHAFAER CO. FOR GENERAL CONST.&TREADE	Contract P/AM244/07 - Construc	441,370.00
Iraq		AI DHAFAER CO. FOR GENERAL CONST.&TREADE	Stone cladding of the main hos	195,980.00
Iraq		AI DHAFAER CO. FOR GENERAL CONST.&TREADE	Stone cladding of the main hospital	226,510.00
Iraq		AI-Butaila Co. for General Contracts	Building engineer consultants, buil	54,300.00
Iraq		AI-Butaila Co. for General Contracts	Engineer consulting services for se	86,550.00
Iraq		AI-Butaila Co. for General Contracts	engineering consultancy servic	40,000.00
Iraq		AI-Butaila Co. for General Contracts	ENGINEERING CONSULTING SERVICE	38,000.00
Iraq		AI-Butaila Co. for General Contracts	Engineering Services for BCH,	39,420.00
Iraq		AL-GHAITH COMPUTER OFFICE	Internet connection for 18 clinics	31,860.00
Iraq		AL-GHAITH COMPUTER OFFICE	Internet connection for 18 TB	63,720.00
Iraq		AL-NANNAR-ENGINEERING CONSULTATION	Al- Nannar Four months contract P/A	46,400.00
Iraq		AL-SAMI GENERAL TRADE COMPANY LTD.	MDR Hospital Rehabilitation in Suly	421,270.00
Iraq		AI-ULA Engineering Bureau	Detailed designs and protions	49,500.00
Iraq		Baaka Company For General Contracts	Expense Distribution	114,430.00
Iraq		BASRA DEVELOPMENT SERVICES	BDS contract from 1st of June	113,690.00
Iraq		BASRA DEVELOPMENT SERVICES	BDS contract from 1st of June till	65,990.00
Iraq		BASRA DEVELOPMENT SERVICES	BGSP_PPA_P/AM082/10_Outreach Specia	39,000.00
Iraq		BASRA DEVELOPMENT SERVICES	BGSP_PPA_P/AM082/10_Reimbursable	43,790.00
Iraq		BASRAH EUROLANE CO.	Civil works for construction of Pol	1,339,490.00
Iraq		Commission of Integrity	Expense Distribution	136,440.00
Iraq		ELECTRUM COMPANY	Transportation & Installation	57,360.00
Iraq		FOR THE SAKE OF IRAQ ORG	ILD III-For the Sake of Iraq PAYMEN	238,000.00
Iraq		Garden Unit in Said Sadiq Municipallt	Expense Distribution	73,140.00
Iraq		HEALTH FACILITY DESIGN & CONSULTANCY	Provision of consulting servic	47,390.00
Iraq		HEALTH FACILITY DESIGN & CONSULTANCY	Provision of consulting services fo	81,430.00
Iraq		HEARTLAND ALLIANCES FOR HUMAN NEEDS & HR	Legal Aid Services Dohuk and Sulaim	401,370.00
Iraq		HILAL MEARY AND PARTNERS CO	Rehabilitation of 2 TB health c	168,620.00
Iraq		Husnieh Ibrahim Khrais	Annex Building Lease under the	80,510.00
Iraq		Mahmoud Abdul Kadir Al-Massry	Office building rental	130,510.00
Iraq		Marriott Dead Sea Resort & Spa	COP Amman CAP hotel ammendment	32,750.00
Iraq		RATBA'A GENERAL CONTRACTS CO.LLC	CONSTRUCTION and Works for ste	44,130.00
Iraq		RATBA'A GENERAL CONTRACTS CO.LLC	CONSTRUCTION and Works for steam au	165,310.00
Iraq		RATBA'A GENERAL CONTRACTS CO.LLC	CONTRACT NUMBER P/AM179/08 Ele	292,650.00
Iraq		RATBA'A GENERAL CONTRACTS CO.LLC	CONTRACT NUMBER P/AM179/08 Electro	481,970.00
Iraq		RATBA'A GENERAL CONTRACTS CO.LLC	CONTRACT NUMBER P/AM233/07 CON	691,140.00
Iraq		RATBA'A GENERAL CONTRACTS CO.LLC	CONTRACT NUMBER P/AM233/07 CONSTRU	1,016,780.00
Iraq		Shia Contracting & Trading Co.Ltd	Rehabilitation of Erbil respiratory	83,660.00
Iraq		SNAFEE COMPANY	Contract P/AM245/07 - Firm Ele	300,310.00
Iraq		SNAFEE COMPANY	Contract P/AM245/07 - Firm Electric	384,020.00
Iraq		SNAFEE COMPANY	Installation of small DG , O&	50,500.00
Iraq		WOMEN EMPOWERMENT ORGANIZATION	Legal Aid Services Erbil	133,450.00
Iraq		ZRYAN Company	Expense Distribution	1,286,600.00
Ireland		REGAN, Philip	Consultancy Fee SSA/030/10	35,000.00
Ireland		Rory Keane	Six months service fee for Dr. Rory	90,000.00
Ireland		SEAN DEELY	1st Installment - Phase 1	61,500.00
Ireland		TOURISM DEVELOPMENT INTERNATIONAL	Consultancy works	140,000.00
Israel		ACHIM 6 CONTRACTING COMPANY	Contracts	278,630.00
Israel		AMERICAN COLONY HOTEL JERUSALEM	Contracts	853,830.00
Israel		AMERICAN COLONY HOTEL JERUSALEM	OQR/AmColRent/2009.12	166,600.00
Israel		AMERICAN COLONY HOTEL JERUSALEM	OQR/AmColRent/2010.01	166,600.00
Israel		AMERICAN COLONY HOTEL JERUSALEM	OQR/AmColRent/2010.04	170,770.00
Israel		AMERICAN COLONY HOTEL JERUSALEM	OQR/FebruaryRent/2010.02	170,770.00
Israel		AMERICAN COLONY HOTEL JERUSALEM	OQR/JuneRent/2010.06	170,770.00
Israel		AMERICAN COLONY HOTEL JERUSALEM	OQR/MarchRent/2010.03	170,770.00
Israel		AMERICAN COLONY HOTEL JERUSALEM	Rent Sep/Vat in separate vouch	170,770.00
Israel		Emad ABU QTEISH	Contracts	78,040.00
Israel		GHALEB KALOTI	Rent 2011 Main building- Ghal	127,500.00
Israel		KHALED KALOTI	Rent 2011 main building-Khaled	45,000.00
Israel		MARKETWISE PRODUCTS LTD	theatre chairs	40,050.00
Israel		ORANGE	Expense Distribution	36,090.00
Israel		SAMER KALOTI	Rent 2011 Main building-Samer	127,500.00
Israel		UNICEF	Contracts	280,000.00
Israel		UNITED NATIONES DEVELOPMENT PROGRAMME	INV#10-08-03 RAMALLAH COST	32,100.00
Israel		UNITED NATIONES DEVELOPMENT PROGRAMME	REVERSAL OF CHARGES	46,670.00
Israel		UNITED NATIONES DEVELOPMENT PROGRAMME	Reversal of JV Salaries	85,110.00
Israel		WORLD HEALTH ORGANIZATION	Contracts	93,700.00
Italy		AR.CH.IT SRL	Creative design outreach 2010	31,730.00
Italy		CATERINA VALITUITTI	HONORAIRE DU 17/12/09-15/07/10	33,250.00
Italy		CISA S.p.A.	Autoclave plant for BCH - Supply, d	159,540.00
Italy		CITTADINANZATTIVA ONLUS	326/10 1 PAGO CITTADINANZA	40,270.00
Italy		CORIMEC ITALIANA SPA	(Prefabricated 3-Module Buildings d	116,810.00
Italy		DE LORENZO SPA	SUPPLY OF LABORATORY EQUIPMENT	83,240.00
Italy		FONDAZIONE CIMA	INITIAL PAYMENT	150,230.00
Italy		FONDAZIONE TERRE DES HOMMES ITALIA ONLUS	3rd pmnt to TDH Italia	252,000.00
Italy		FONDAZIONE TERRE DES HOMMES ITALIA ONLUS	4th PMNT to TDH Italia	210,000.00
Italy		FONDAZIONE TERRE DES HOMMES ITALIA ONLUS	Payment for TDH contract amend	820,000.00
Italy		FONDAZIONE TERRE DES HOMMES ITALIA ONLUS	Payment TDH for contract amend	93,940.00
Italy		FOOD AND AGRICULTURE ORGANIZATION	Requète 2010/001act/Maniema	120,000.00
Italy		FOSTER WHEELER ITALIANA S.p.A	Payment of the last installleme	145,620.00
Italy		FRANCESCA NARDINI	SSA	37,500.00
Italy		INTERNATIONAL DEVELOPMENTLAWORGANIZATION	UNDP-021/2008 final payment	69,410.00
Italy		INTERNATIONAL TRAINING CENTER OF ILO	1-ADVNC GEN INV/10/1100210	34,510.00
Italy		IPOGEA	F46/10-50845.paym.20%&30%	100,900.00
Italy		IRD ENGINEERING S.r.l.	ENGINEERING SERVICES - provisi	118,930.00
Italy		Istituto Superiore sui Sistemi	Phase 2	52,090.00
Italy		MED INGEGNERIA s.r.l	MED INGEGNERIA contract for t	257,510.00
Italy		SIMONA PARI	SSA fees 1/9-1/10 2010	51,200.00
Italy		SPEROTTO FIORENZO	Consultancy Service	39,520.00
Italy		SuggestAid Aiutare lo sviluppo difficile	BGSP_Najaf_SuggestAid_May10	199,440.00
Italy		United+Nations+System+Staff+College	UNSSC 1st Q. 2010 exp. report	1,622,270.00
Italy		United+Nations+System+Staff+College	UNSSC 2nd Q. 2010 exp. report	44,900.00
Italy		UNIVERSITY OF LA SAPIENZA	Consultants to the EEPA Projec	40,580.00

Major Contracts for Services Placed by Agency During 2010 (Contracts of \$30,000 or more)

Agency	Name of contractor	Description of services	Contract value USD
UNDP Continued			
Italy	University of Pisa	Expense Distribution	604,980.00
Italy	University of Pisa	Extra payment as per amendment	61,430.00
Italy	VERONICA GRASSO	Fees for 11.02-31.12.10	90,750.00
Italy	WORLD FOOD PROGRAMME	April - Sept 2010	650,830.00
Italy	WORLD FOOD PROGRAMME (ROME)	4TH QUARTER ADVANCE	40,000.00
Jamaica	COMMUNITY EMPOWERMENT NETWORK	CIDA INSTITUTIONAL SUPPORT	86,960.00
Jamaica	UNIVERSITY OF THE WEST INDIES	Payment2-20%/Pre test results	33,890.00
Jamaica	UNIVERSITY OF THE WEST INDIES	Payment2-20%/Pre test results and r	33,890.00
Jamaica	UNIVERSITY OF THE WEST INDIES	Payment3-15%/Training methodol	43,350.00
Jamaica	UNIVERSITY OF THE WEST INDIES	Payment3-15%/Training methodology,	43,350.00
Japan	FUKUOKA UNIVERSITY	Last installment of 40% of USD	33,960.00
Japan	International Total Engineering Corporat	Provision of consultancy servi	465,120.00
Japan	International Total Engineering Corporat	Provision of consultancy services f	705,400.00
Japan	International Total Engineering Corporat	Provision of Engineering consu	494,650.00
Japan	International Total Engineering Corporat	Provision of Engineering consultanc	646,370.00
Japan	MARUBENI CORPORATION	Amend work contract "rehabilit	659,900.00
Japan	MARUBENI CORPORATION	Amend work contract "rehabilitation	783,530.00
Japan	MARUBENI CORPORATION	Reinstallation of original PO	4,113,650.00
Japan	NISSAN TRADING CO LTD	Nissan Patrol Station Wagon LWB 4WD	39,060.00
Japan	THE BANK OF TOKYO MITSUBISHI UFJ.LTD	Provide training for the proce	31,770.00
Japan	TOYOTA GIBRALTAR STOCKHOLDINGS LTD	Purchase of Toyota landcruiser	49,860.00
Jordan	AL HAWARTH ESTABLISHMENT	Amendment 4 for the Rehabilitation	600,000.00
Jordan	AL HAWARTH ESTABLISHMENT	Rehabilitation of Takrit Gener	5,424,010.00
Jordan	AL JUTHOOR CONTRACTING COMPANY & AJZ JV	Fallujah Contract	3,084,280.00
Jordan	AL JUTHOOR CONTRACTING COMPANY & AJZ JV	Fallujah Contract - PAYMENTS T	688,670.00
Jordan	Dahlan Tours and Travel	E gove 1st invoice (Erbil Eve	42,530.00
Jordan	Dahlan Tours and Travel	Invoices,Procurement Training,	53,080.00
Jordan	Dahlan Tours and Travel	Roll-out training e-governance	71,420.00
Jordan	Dahlan Tours and Travel	Training on Clinical System; A	46,100.00
Jordan	DAR AL-OMRAN Infrastructure & Enviroment	Development of Al Muthana WatS	204,260.00
Jordan	G4S SECURE SOLUTIONS INT. JORDAN LTD.CO.	X ray machine, Astrophysics In	37,880.00
Jordan	INTERNATIONAL CENTER FOR AGRICULTURAL	Contracts	31,730.00
Jordan	KEMPINSKI HOTEL & RESORT	Master training expenses	90,400.00
Jordan	Kempinski Hotel Amman	Kempinski hotel-SURGE Workshop	31,240.00
Jordan	KHLEIF & SAMMAN	Change Management and Technica	86,700.00
Jordan	KHLEIF & SAMMAN	Change Management and Technical Sup	639,120.00
Jordan	KHLEIF & SAMMAN	SOPs- IGs	198,000.00
Jordan	KHLEIF & SAMMAN	Training services	186,000.00
Jordan	Leading Point Management Advisory	6th payment upon approval (by UNDP,	31,550.00
Jordan	Prefabricated Buildings Co.	Prefab Building on the roof of UNDP	39,820.00
Jordan	Prefabricated Buildings Co.	Prefab building on the roof of UNDP	39,820.00
Jordan	PRICEWATERHOUSECOOPERS JORDAN	Professional services for the parti	623,090.00
Jordan	Prisma Advertising	Community Awareness Campaign-K	36,600.00
Jordan	PROTECHNIQUE MULTIPROJECTS LTD	Improvements to the Existing Water	885,500.00
Jordan	SARH GENERAL TRADING COMPANY	SUPPLY, DELIVERY & INSTALLATIO	78,930.00
Jordan	SARH GENERAL TRADING COMPANY	SUPPLY, DELIVERY & INSTALLATION OF	259,420.00
Jordan	Stars Orbit Consultants and Management De	Elections Outreach and advocac	68,300.00
Jordan	The National Centre for Human Rights	4th quarter advance	129,620.00
Jordan	THE ROYAL SCIENTIFIC SOCIETY	Expense Distribution	63,000.00
Jordan	THE ROYAL SCIENTIFIC SOCIETY	Upon submission of the first p	36,000.00
Jordan	THE ROYAL SCIENTIFIC SOCIETY	Upon submission of the first progre	36,000.00
Jordan	THE ROYAL SCIENTIFIC SOCIETY	Upon submission of the second progr	36,000.00
Jordan	VIA NOVA GROUPL/ TAREEK AL JADEED CONSU	Upon the submission and approv	296,520.00
Kazakhstan	AQUA SPOIL LLP	1 tranche - upon signing contr	76,130.00
Kazakhstan	ASSOCIATION FOR THE CONSERVATION OF BIOD	Final payment to ACBK on MICRO	166,000.00
Kazakhstan	FUND FOR FINANCIAL SUPPORT OF THE AGRICU	Payment of the 1st tranche on t	500,000.00
Kazakhstan	KZ Biodiversity Conservation Fund	Payment to Kazakhstan Biodiver	300,000.00
Kazakhstan	PMK PROMELEKTROSVYAZ LTD	ConstructOffire-ChemicalStati	72,770.00
Kazakhstan	SELENG LTD	2nd payment under Purchase Con	68,400.00
Kenya	AFRICAN INSTITUTE FOR HEALTH AND DEV	Expense Distribution	51,100.00
Kenya	AFRICAN POLICING CIVILIAN OVERSIGHT FORU	MCG for capacity building for	46,180.00
Kenya	AFRICAN POLICING CIVILIAN OVERSIGHT FORU	MCG for capacity building for 14 PA	46,180.00
Kenya	AGENCY FOR COOPERATION & RESEARCH IN DEV.	Expense Distribution	66,630.00
Kenya	ARID LANDS RESOURCE MANAGEMENT PROJECTII	Expense Distribution	153,240.00
Kenya	BRAC SOUTHERN SUDAN	First tranche payment upon sig	40,190.00
Kenya	CATHOLIC RELIEF SERVICES (CRS)	1st Tranche Grants Agreement E	55,130.00
Kenya	CATHOLIC RELIEF SERVICES (CRS)	Micro Capital Grant	68,920.00
Kenya	CELLNET LTD	Expense Distribution	49,870.00
Kenya	CENTRAL BANK OF KENYA - FIN.DEPT- KEPPS	Expense Distribution	40,390.00
Kenya	CENTRAL BANK OF KENYA - FIN.DEPT- KEPPS	UNDP POLICY & ANALYSIS SUPPORT	50,890.00
Kenya	Central Bank of Kenya A/C 010101452	Expense Distribution	193,190.00
Kenya	CENTRE FOR LAW AND RESEARCHINTERNATIONAL	Expense Distribution	72,560.00
Kenya	CHARLES ANDERSON OTIENO	SSA FOR CHARLES OTIENO	48,600.00
Kenya	CHINA NATIONAL OVERSEAS ENG. COOPERATION	Prefabricated Buildings for So	67,500.00
Kenya	COMMUNITY EMPOWERMENT & DEVP. SERVICES	Expense Distribution	39,840.00
Kenya	COMPUTECH LTD	Supply, Installation, Configur	48,310.00
Kenya	CONSTITUTION OF KENYA REVIEW FUND	Expense Distribution	2,000,000.00
Kenya	CONSTITUTION OF KENYA REVIEW FUND	UNDP EXPERTS 42063/4	112,260.00
Kenya	CONSTITUTION OF KENYA REVIEW FUND	UNDP REFUND CONST 14/9/09	37,930.00
Kenya	D. T. DOBIE & CO LTD	Payment to DT Dobie for Nissan	35,000.00
Kenya	DELOITTE & TOUCHE	Payment to Deloitte for Capaci	35,120.00
Kenya	ENGLISH PRESS LTD.	PRINTING OF POPULAR VERSION OF	43,190.00
Kenya	FAIZA ABDALLA MOHAMED	Garowe UNCC Rent Jan-June 2010	105,000.00
Kenya	FAIZA ABDALLA MOHAMED	Garowe UNCC Rent June-Dec 2010	105,000.00
Kenya	GREAT GRACE AGENCIES	Expense Distribution	31,540.00
Kenya	GREEN PARK GOLF & COUNTRY CLUB	Expense Distribution	42,370.00
Kenya	GREEN PARK GOLF & COUNTRY CLUB	Payment request to Great rift	52,780.00
Kenya	INDEXKO MARKETING SERVICES LTD	Expense Distribution	71,760.00
Kenya	INSTITUTE OF PUBLIC ADMINISTRATION CANADA	Expense Distribution	272,110.00
Kenya	INTERIM INDEPENDENT ELECTORAL COMMISSIO	Expense Distribution	1,981,860.00
Kenya	INTERNATIONAL COMMISSION OF JURISTS	Expense Distribution	63,510.00
Kenya	INTERNATIONAL ORGANIZATION FOR MIGRATION	Payment to IOM as per LOA	290,000.00
Kenya	IUCN-THE WORLD CONSERVATION UNION	1st payment for 2010activities	164,000.00
Kenya	IUCN-THE WORLD CONSERVATION UNION	2nd Installment Disbursement	94,000.00
Kenya	IZAAK WALTON INN	Expense Distribution	170,520.00
Kenya	JAPAN CENTER FOR CONFLICT PREVENTION	2nd installment of JCCP MCG; p	41,700.00
Kenya	JAPAN CENTER FOR CONFLICT PREVENTION	3rd installment of JCCP MCG; p	33,790.00
Kenya	KALEE LTD	Expense Distribution	132,960.00
Kenya	KENYA AIDS NGOS CONSORTIUM(KANCO)	Expense Distribution	30,480.00
Kenya	KENYA BROADCASTING CORPORATION	Expense Distribution	294,690.00
Kenya	KENYA BROADCASTING CORPORATION	KNDR RAW FOOTAGE	62,270.00
Kenya	KENYA HUMAN RIGHTS COMMISSION	Expense Distribution	165,740.00
Kenya	KENYA INSTITUTE OF ADMINISTRATION - KIA	Expense Distribution	41,670.00
Kenya	KENYATTA INTERNATIONAL CONF.CENTRE	KICC UN Day 2010 celebration - Invo	35,990.00
Kenya	KENYATTA UNIVERSITY- NORTH COAST B HOTEL	UNDP North Coast Inv#169	68,360.00
Kenya	KOMSOL LTD	12 Month Bandwidth Cost	48,380.00
Kenya	KPMG KENYA	Expense Distribution	2,167,020.00
Kenya	KPMG KENYA	Professional services for IIEC	45,140.00
Kenya	Laico Regency Hotel	Conference organizing services	42,710.00
Kenya	Leisure Lodge Limited	Expense Distribution	114,450.00
Kenya	MAGNATE VENTURES LIMITED	Billboards	64,370.00
Kenya	MEDIA WAVE INTERNATIONAL LTD	Expense Distribution	37,060.00
Kenya	MEDIA MAX NETWORK LTD	Expense Distribution	161,110.00
Kenya	MIN OF INF&COMM- MEDIA PRODUCTION CENTRE	COE TV AND RADIO INFORMECIALS	140,700.00
Kenya	MOI UNIVERSITY-SCHOOL OF PUBLIC HEALTH	Expense Distribution	36,290.00
Kenya	MOMBASA BEACH HOTEL	Expense Distribution	72,380.00
Kenya	MORVEN KESTER (EA) LTD	Being the payment to Morven Ke	69,540.00
Kenya	NATION MEDIA GROUP LTD	CoE HARMONIZED DRAFT PULLOUTS	94,240.00
Kenya	NATION MEDIA GROUP LTD	Expense Distribution	294,850.00
Kenya	NATION MEDIA GROUP LTD	KNDR RAW FOOTAGE	62,270.00

Major Contracts for Services Placed by Agency During 2010 (Contracts of \$30,000 or more)

Agency	Location of contractor	Name of contractor	Description of services	Contract value USD
UNDP Continued				
Kenya		NATIONAL AIDS CONTROL COUNCIL	Expense Distribution	52,210.00
Kenya		NEXT TECHNOLOGIES LIMITED	Expense Distribution	345,680.00
Kenya		NEXT TECHNOLOGIES LIMITED	UNDP Next Techno#IN101540	148,150.00
Kenya		NORTH EASTERN MEDIA & TELECOMMUNICATION	RADIO COMMUNICATIONS & BROADCA	95,060.00
Kenya		PARADISE SAFARI PARK LTD.	80% final payment upon departu	35,520.00
Kenya		PEACE & DEVELOPMENT NETWORK TRUST	Expense Distribution	350,000.00
Kenya		PEACE & DEVELOPMENT NETWORK TRUST	MOU NSC & PEACE NET -UWIANO	295,000.00
Kenya		PICHA MTAANI	Expense Distribution	39,270.00
Kenya		PRACTICAL ACTION	Final payment for Contract Ref	35,650.00
Kenya		PRICEWATERHOUSE COOPERS	Expense Distribution	103,500.00
Kenya		PRICEWATERHOUSECOOPERS LIMITED	DIM Audit 2009 Expenditures	30,750.00
Kenya		PROFESSIONAL TRAINING CONSULTANTS	Payment for the Short Term Con	32,980.00
Kenya		RADIO AFRICA LTD	Expense Distribution	257,670.00
Kenya		RAMCO PRINTING WORKS	Draft constitution Booklets	78,280.00
Kenya		REGIONAL CENTRE ON SMALL ARMS	Expense Distribution	54,330.00
Kenya		REGIONAL CENTRE ON SMALL ARMS	Rec April to June 2010	71,380.00
Kenya		ROYAL MEDIA SERVICES LTD	Expense Distribution	659,730.00
Kenya		ROYAL MEDIA SERVICES LTD	KNDR RAW FOOTAGE	62,270.00
Kenya		SAVE THE CHILDREN SWEDEN	RRP 05 Payment Req # 07	787,590.00
Kenya		SAVE THE CHILDREN SWEDEN	RRP 05 Payment Request #8	430,440.00
Kenya		SERENA HOTELS	Expense Distribution	35,290.00
Kenya		SERENA HOTELS	UNDP Retreat 2009 - Serena Hot	32,130.00
Kenya		SOMALI ORGANIZATION FOR COMMUNITY DEVELO	Installment 3 of SOCCA MCG: pa	37,820.00
Kenya		SPRINGETTE PROPERTIES LIMITED	Rent for Springette Premises - Dec	269,410.00
Kenya		SWIFT TRADERS (E.A.) LTD	Request for shipment of Civili	67,940.00
Kenya		SWIFT TRADERS (E.A.) LTD	Request for shipment of Civilian Po	75,740.00
Kenya		THE JOMO KENYATTA FOUNDATION	Expense Distribution	359,730.00
Kenya		THE STANDARD GROUP LTD	Expense Distribution	218,990.00
Kenya		THE STANDARD GROUP LTD	PRINTING OF HARMONIZED DRAFT	398,350.00
Kenya		THE STANDARD GROUP LTD	PULLOUT OF HARMONIZED DRAFT CO	65,450.00
Kenya		THE TRANSITIONAL FEDERAL GOVERNMENT OF SO	Civil Servants 9th payment - 1	68,300.00
Kenya		THE TRANSITIONAL FEDERAL GOVERNMENT OF SO	Civil Servants Stipends for No	61,880.00
Kenya		TINAX COMPANY LIMITED	Expense Distribution	161,420.00
Kenya		TOP IMAGE LTD	Payment for management of Coun	569,580.00
Kenya		TOP IMAGE LTD	UNDP Top Image Voter Reg 2010	420,780.00
Kenya		TOYOTA EAST AFRICA LTD	CLO Vehicle Toyota Landcruiser	37,000.00
Kenya		UNEP	AfricGroup Negotia ClimatChang	100,000.00
Kenya		United Nations Human Settlements Program	Final Pmt on LOA (2009-2010)	330,000.00
Kenya		UNITED NATIONS OFFICE FOR PROJECT SERVIC	A2J Construction of District c	75,030.00
Kenya		UNITED NATIONS OFFICE FOR PROJECT SERVIC	A2J Payment to UNOPS according	38,870.00
Kenya		UNITED NATIONS OFFICE FOR PROJECT SERVIC	A2J payment to UNOPS according	357,610.00
Kenya		UNITED NATIONS OFFICE FOR PROJECT SERVIC	Access to Justice construction	124,970.00
Kenya		UNITED NATIONS OFFICE FOR PROJECT SERVIC	Access to Justice payment to U	166,120.00
Kenya		UNITED NATIONS OFFICE FOR PROJECT SERVIC	AVR payment to UNOPS according	157,000.00
Kenya		UNITED NATIONS OFFICE FOR PROJECT SERVIC	Construction of police HQ	60,410.00
Kenya		UNITED NATIONS OFFICE FOR PROJECT SERVIC	Construction of the Observer	50,000.00
Kenya		UNITED NATIONS OFFICE FOR PROJECT SERVIC	Payment to UNOPS for construct	60,000.00
Kenya		UNITED NATIONS OFFICE FOR PROJECT SERVIC	Police uniform distribution in	154,290.00
Kenya		Vajas Manufacturers Ltd	Wrappers (Khangas) for Women.	215,850.00
Kenya		VETERINAIRES SANS FRONTIERES GERMANY	RRP 09 Payment Request # 08	76,100.00
Kenya		VETERINAIRES SANS FRONTIERES GERMANY	RRP 9 Payment Request # 7	231,330.00
Kenya		WORLD CUP 2010	Expense Distribution	370,600.00
Kenya		X-MEDIA	ACQUISITION OF KNDR RAW FOOTAGE	32,910.00
Kenya		YASH PAL GHAI	Consultancy Fees for Yash Pal	37,500.00
Kosovo		ANRA SHPK	Reconstruction for LOT 6	36,110.00
Kosovo		EX-KPC SEVRANC	Expense Distribution	34,240.00
Kosovo		EX-KPC SEVRANC	Sever Paym for August '10	40,480.00
Kosovo		EX-KPC SEVRANC	Sever Paym for July 10	40,710.00
Kosovo		EX-KPC SEVRANC	Sever Paym for September'10	37,550.00
Kosovo		EX-KPC SEVRANC	Severance Payment for April'10	425,180.00
Kosovo		EX-KPC SEVRANC	Severance Payment for Febr '10	442,840.00
Kosovo		EX-KPC SEVRANC	Severance Payment for June' 10	52,490.00
Kosovo		EX-KPC SEVRANC	Severance Payment for March'10	426,910.00
Kosovo		EX-KPC SEVRANC	Severance Payment for May '10	398,570.00
Kosovo		EX-KPC SEVRANC	Severance Payment for Jan '10	453,220.00
Kosovo		HAXHIJAJA	Motocultivators MTK, 7.3 KW KM	73,280.00
Kosovo		Management & Development Associates	Second Intsalment to MDA	52,290.00
Kosovo		Management & Development Associates	Training, other	33,860.00
Kosovo		MDA	2nd Inst (75%) for MDS	34,260.00
Kosovo		N.N. "ASFALTI" Sh.p.k	Rehab. of Tailing 1 in Artana.	120,200.00
Kosovo		N.N. "ASFALTI" Sh.p.k	Rehabilitation of Tailing in A	65,080.00
Kosovo		NNP " FITIMI"	LOT8 Construction of 9 houses.	40,720.00
Kosovo		NNP"KOS-ING"	Payment for high voltage power	31,010.00
Kosovo		NNP"NDERTIMI"	Payment for road construction	47,530.00
Kosovo		NP "BLEDI"	LOT7 : Construct&additionworks	46,090.00
Kosovo		NP "BLEDI"	LOT7 : Construction of 9 house	39,820.00
Kuwait		Kuwait Society of Engineers	payment society of Engineers	104,530.00
Kyrgyzstan		ALMAZ_JSC	Flume Reconstruction, Kyzyl Be	31,860.00
Kyrgyzstan		ARTO LTD	40% PMNT CONTR 9.6.10/GFHIV	78,000.00
Kyrgyzstan		ARTO LTD	50% PMNT CONTR 9.6.10/GFHIV	97,500.00
Kyrgyzstan		DEVELOPMENT POLICY INSTITUTE	1ST INST CONTRACT 10-003	53,000.00
Kyrgyzstan		LYCEUM PROFESSIONAL #5	Grant funds for Voc Educatn	31,690.00
Kyrgyzstan		LYCEUM PROFESSIONAL #95	Grant funds/Vocation Education	32,440.00
Kyrgyzstan		MINUR LTD	Civil Works Contract # 2010-02	122,210.00
Kyrgyzstan		MINUR LTD	Civil Works Contract # 2010-02 unde	180,310.00
Kyrgyzstan		OJSC"Project Institute"KyrgyzjoprostoI"	provision of services: estimat	32,620.00
Kyrgyzstan		POBEDA LIMITED LIABILITY COMPANY	THIRD INSTALLMENT	39,500.00
Laos		DEPARTMENT OF ROADS	POA SETTLEMENT Q1 2010	63,020.00
Laos		National Regulatory Authority on UXO LAO	POA SET.Q1'2010/00044218	51,150.00
Laos		National Regulatory Authority on UXO LAO	POA Settlement Q3'10 00044218	37,090.00
Laos		SUN HOLDING CO.,LTD	80% final payment for LEASING	38,900.00
Lebanon		AL-JIHAD FOR COMMERCE & CONTRACTING SAL	final pymt 10 % of cont.fees n	1,298,170.00
Lebanon		ALLIED ENGINEERING GROUP	Swift connectivity fee CB SOM	33,420.00
Lebanon		ARAB AFRICAN INTERNATIONAL BANK	Rent 15/03/2010-14/06/2010	173,600.00
Lebanon		ARAB AFRICAN INTERNATIONAL BANK	Rent 15/09/2010 - 14/12/2010	173,600.00
Lebanon		ARAB AFRICAN INTERNATIONAL BANK	Rent15/012/2010 - 14/03/2011	173,600.00
Lebanon		ARAB AFRICAN INTERNATIONAL BANK	Rent15/06/2010 - 14/09/2010	173,600.00
Lebanon		Arab Center for the Rule of Law	Legal Training Contract Amendment 1	126,640.00
Lebanon		Arab Center for the Rule of Law	Legal Training Contract-EC	276,260.00
Lebanon		Arab Center for the Rule of Law	Legal Training Contract-SPANIS	296,890.00
Lebanon		ASACO GENERAL TRADE & CONTRACTING	15th - 18th pymts of cont.fees	96,310.00
Lebanon		ASACO GENERAL TRADE & CONTRACTING	21th pymt of cont.fees 09/34 a	95,440.00
Lebanon		ASSOCIATION D'AIDE AU DEVELOPPEMENT	2nd payment 40% upon satisfact	37,000.00
Lebanon		ASSOCIATION D'AIDE AU DEVELOPPEMENT	3RD& FINAL paymentS 40% upon s	37,000.00
Lebanon		CESAR DEBBAS & FILS S.A.R.L.	Compact fluorescent lamps, 23w	153,000.00
Lebanon		CLANDESTINO FILMS SAL	Design & Media Coverage Servic	44,500.00
Lebanon		EARTH LINK & ADVANCED RESOURCES	20% of Contract upon satisfact	69,090.00
Lebanon		EARTH LINK & ADVANCED RESOURCES	Final Payment (60%) of Amendem	44,290.00
Lebanon		EARTH LINK & ADVANCED RESOURCES	upon satisfactory & submission	37,380.00
Lebanon		EARTH LINK & ADVANCED RESOURCES	upon satisfactory submission &	37,380.00
Lebanon		ECODIT-LIBAN	1st pymt 20% upon satisfactory	39,560.00
Lebanon		ECODIT-LIBAN	2nd pvmt 20% upon satisfactory	39,560.00
Lebanon		EST. TONY MAKHOUL	Renovation of a football field	37,020.00
Lebanon		FARHAT GROUP TRADING&CONTRACTING CO.SAL	2ndpayment(13.5%) of Contract N	106,900.00
Lebanon		FARHAT GROUP TRADING&CONTRACTING CO.SAL	2ndpayment(13.5%) of Contract No.09/	106,900.00
Lebanon		FARHAT GROUP TRADING&CONTRACTING CO.SAL	3rd payment (22%) of Contract No. 0	166,210.00
Lebanon		FARHAT GROUP TRADING&CONTRACTING CO.SAL	4th payment (37.5%) of Contract No.	287,840.00
Lebanon		FARHAT GROUP TRADING&CONTRACTING CO.SAL	5th and Final payment (12%) of Cont	93,150.00
Lebanon		INSTITUTE EUROP.DE COOPER.ET DE DEVELOP.	TRAINING & EDUC SERV 2010 INST	50,000.00
Lebanon		INTERNATIONAL MNGT & TRAINING INSTITUTE	80% of Total Contract value up	66,600.00

Major Contracts for Services Placed by Agency During 2010 (Contracts of \$30,000 or more)

Agency	Location of contractor	Name of contractor	Description of services	Contract value USD
UNDP Continued				
Lebanon		JIHAD AL-BINAA DEVELOPMENT ASSOCIATION	2nd & 3rd pymts of grant agrmt	49,480.00
Lebanon		JOINT VENTURE HYDROMAR - NORTH & SOUTH	1st pymt 15 % advance of cont.	143,220.00
Lebanon		JOINT VENTURE HYDROMAR - NORTH & SOUTH	1st pymt 15 % advance of cont.fees	143,220.00
Lebanon		JOINT VENTURE HYDROMAR - NORTH & SOUTH	2nd pymt of cont.fees # 09/061	61,710.00
Lebanon		JOINT VENTURE HYDROMAR - NORTH & SOUTH	2nd pymt of cont.fees # 09/061 , mo	61,710.00
Lebanon		JOINT VENTURE HYDROMAR - NORTH & SOUTH	final pymt of cont.fees 09/61	53,510.00
Lebanon		JOINT VENTURE HYDROMAR - NORTH & SOUTH	final pymt of cont.fees 09/61 AM.1	53,510.00
Lebanon		JOINT VENTURE HYDROMAR - NORTH & SOUTH	intermediate pymts of cont.fee	740,520.00
Lebanon		JOINT VENTURE HYDROMAR - NORTH & SOUTH	intermediate pymts of cont.fees # 0	740,520.00
Lebanon		JOINT VENTURE MMG SAL & EEG SAL	15% of Contract No. 10/27 upon	46,050.00
Lebanon		JOINT VENTURE MMG SAL & EEG SAL	2nd payment 85% of contract fees	148,150.00
Lebanon		JOINT VENTURE MMG SAL & EEG SAL	85% of Contract No. 10/27	260,970.00
Lebanon		KNOWLEDGE DEV.CO. S.A.R.L.	3rd payment 53% upon satisfactory c	42,290.00
Lebanon		MOHAMED EL ABYAD	SSA Contractor ILD Phase III-IT Man	36,000.00
Lebanon		NATIONAL ENERGY CONSULTANTS SARL	100% of the Goods Value of LOT	183,750.00
Lebanon		NATIONAL ENERGY CONSULTANTS SARL	final pymt of cont.fees	98,250.00
Lebanon		SOCIETE LIBAN.POUR L'IND.DU BATIM-ALBINA	15% against receipt of a claim	67,340.00
Lebanon		SOCIETE LIBAN.POUR L'IND.DU BATIM-ALBINA	15% against receipt of a claim acco	67,340.00
Lebanon		SOCIETE LIBAN.POUR L'IND.DU BATIM-ALBINA	1st payment 15% of contract fe	31,240.00
Lebanon		SOCIETE LIBAN.POUR L'IND.DU BATIM-ALBINA	2nd payment 85% of contract fe	177,040.00
Lebanon		SOCIETE LIBAN.POUR L'IND.DU BATIM-ALBINA	40% upon delivery of goods on	179,580.00
Lebanon		SOCIETE LIBAN.POUR L'IND.DU BATIM-ALBINA	40% upon delivery of goods on site	179,580.00
Lebanon		SOCIETE LIBAN.POUR L'IND.DU BATIM-ALBINA	45% upon Installation, Testing & Fi	202,030.00
Lebanon		SOLARNET	2nd payment 85% of contract fe	79,630.00
Lebanon		SOLARNET	Final Payment (85%) of Contrac	154,090.00
Lebanon		SOLARNET	payments of performed works ap	45,590.00
Lebanon		SOLARNET	payments of performed works approve	45,590.00
Lebanon		STE. FOR PROTECTION OF NATURE IN LEBANON	20% Upon satisfactory submissi	60,000.00
Lebanon		TARGET ENGINEERING S.A.R.L.	Civil works rehabilitation: Ci	147,660.00
Lebanon		TARGET ENGINEERING S.A.R.L.	Civil works rehabilitation: Va	104,820.00
Lebanon		UNION OF AGRI.COOP IN DEIR ELAHMAR	Irrigation pipe System / Final	31,200.00
Lebanon		UNION OF AGRI.COOP IN DEIR ELAHMAR	Irrigation Piping System / Sec	31,200.00
Lesotho		Mohale Lodge	Expense Distribution	33,630.00
Liberia		CDA Collaborative Learning Projects Inc.	First Milestone Payment 40% to	39,000.00
Liberia		CDA Collaborative Learning Projects Inc.	Second Milestone payment 40% t	39,000.00
Liberia		Clarence L. Simpson, Jr	common service rent	52,290.00
Liberia		Clarence L. Simpson, Jr	Final Payment for the period u	52,000.00
Liberia		Combined Effort to Aid Liberia	Expense Distribution	55,000.00
Liberia		ECO BANK	2nd phase cycle II MOJ traini	43,650.00
Liberia		ECO BANK	Addition-TOKTEN Payroll-Dec-10	43,740.00
Liberia		ECO BANK	Dec 2010 LECBS payroll for 27	50,000.00
Liberia		ECO BANK	Expense Distribution	183,970.00
Liberia		ECO BANK	LECBS April 2010 Payment	77,930.00
Liberia		ECO BANK	LECBS Aug-2010 Payment	66,200.00
Liberia		ECO BANK	LECBS June 2010 Payment	85,620.00
Liberia		ECO BANK	LECBS Mar-2010 Payment/payroll	95,270.00
Liberia		ECO BANK	LECBS May-2010 Payment	65,360.00
Liberia		ECO BANK	LECBS Nov-2010 Payments	76,620.00
Liberia		ECO BANK	LECBS Oct-2010 Payment	69,580.00
Liberia		ECO BANK	LECBS PAYMENTS FEB 2010	37,200.00
Liberia		ECO BANK	LECBS Sep-2010 Payment	66,200.00
Liberia		ECO BANK	payment for expenses for the 2	41,130.00
Liberia		ECO BANK	Payment for MOJ prosecution tr	43,650.00
Liberia		ECO BANK	Payment for MOJ prosecution traini	43,650.00
Liberia		ECO BANK	Payment to LISGIS Wkrs	246,150.00
Liberia		ECO BANK	SES April-2010 Payroll	126,690.00
Liberia		ECO BANK	SES August 2010 Payment	118,000.00
Liberia		ECO BANK	SES Dec-2010 Payments	119,000.00
Liberia		ECO BANK	SES July-2010 Payment	118,650.00
Liberia		ECO BANK	SES June 2010 Payments	119,650.00
Liberia		ECO BANK	SES Mar-2010 Payment/Payroll	133,730.00
Liberia		ECO BANK	SES May-2010 Payment	125,180.00
Liberia		ECO BANK	SES Nov-2010 Payment	102,750.00
Liberia		ECO BANK	SES Payments Feb 2010	73,400.00
Liberia		ECO BANK	SES Sept-2010 Payment	117,000.00
Liberia		ECO BANK	TOKTEN April-2010 Payroll	49,270.00
Liberia		ECO BANK	TOKTEN August 2010 Payment	40,500.00
Liberia		ECO BANK	TOKTEN July 2010 Payment	37,240.00
Liberia		ECO BANK	TOKTEN June 2010 Payment	62,840.00
Liberia		ECO BANK	TOKTEN Mar 2010 Payment/Payrol	55,300.00
Liberia		ECO BANK	TOKTEN MAY 2010 PAYMENT	56,810.00
Liberia		ECO BANK	TOKTEN Nov-2010 Payment	68,630.00
Liberia		ECO BANK	TOKTEN Oct-2010 Payment	70,000.00
Liberia		ECO BANK	TOKTEN PAYMENTS FEB 2010	31,190.00
Liberia		ECO BANK	TOKTEN Sep-2010 Payment	31,000.00
Liberia		ECO BANK	UNDP's Support to MYS Vacation	50,000.00
Liberia		EFFICIENT LOGISTIC SERVICES	Renting of (36) trucks for the	33,950.00
Liberia		FAIRLOP INTERNATIONAL LIMITED (TATA MOT	TATA 4x4 Jeep Safari EX ref TA	34,880.00
Liberia		FAIRLOP INTERNATIONAL LIMITED (TATA MOT	TATA Telcoline 486 4x4 Pick-up	245,000.00
Liberia		FELICIA COLEMAN	Nat Confe access to justice	35,190.00
Liberia		G & A INC.	LISCO 2010 RENT	150,000.00
Liberia		LAND MINE ACTION	Expense Distribution	40,000.00
Liberia		LAND MINE ACTION	Revsr Reim. Pmt. Chrg. to Adv	114,820.00
Liberia		Liberia General Services and Supplies	Inmate Jump Suits100 % cotto	88,000.00
Liberia		Liberian Law Experts Inc.	10 sets of Liberia Law Reports	51,250.00
Liberia		Liberian Law Experts Inc.	10 sets of LLRs Vols 1-41 for	51,250.00
Liberia		LIBERIAN NATIONAL REDCROSS SCHOOL	Expense Distribution	64,670.00
Liberia		LNP-STRENGTHENING HR & WACP SECTIONS	Human Resource Training for Of	35,000.00
Liberia		LNP-STRENGTHENING HR & WACP SECTIONS	IT Training for officers of th	35,000.00
Liberia		LNPSTA-PSU Training	Training of LNP/PSU Officers a	80,000.00
Liberia		Local Enterprise Assistance Programme	Expense Distribution	40,000.00
Liberia		LOFACO ENGINEERING & CONSTRUCTION CO. INC	upon completion of items:12-	38,570.00
Liberia		Ministry of Justice	Production of legal materials	38,210.00
Liberia		Ministry of Planning & Economic Affairs	M/E Assistant/Field Monitors's	60,600.00
Liberia		Ministry of Planning & Economic Affairs	Sal. & Incentives-M/E&Monitors	30,450.00
Liberia		Ministry of Planning & Economic Affairs	Sal/Incentives -for May 2010	30,300.00
Liberia		MOJ Office of Training & Development	Tranfer to the MOJ for evaluat	37,130.00
Liberia		MONROVIA MERCHANDISE MART	Police Reversible Rain-Suit.	98,000.00
Liberia		National Drug Service	Incentives to other staff	39,600.00
Liberia		PRESTIGE MOTOR CORPORATION	4 x 4 SUV FORD EVEREST XLT	77,000.00
Liberia		Public Procurement & Concessions Comm.	Expense Distribution	70,500.00
Liberia		Reelin Liberia Inc.	ACCUMLATED INVOICES	33,400.00
Liberia		RESTORATION OF EDUC ADV. PROGRAM	Expense Distribution	60,150.00
Liberia		Sirleaf Market Women Fund	Expense Distribution	50,600.00
Liberia		The Judiciary	Public Defenders salary for 6	60,000.00
Liberia		The Judiciary	Salary for 8 Public Defenders	60,000.00
Liberia		UNITED NATIONS MISSION IN LIBERIA	APRL - OCT -2010	239,600.00
Liberia		UNITED NATIONS MISSION IN LIBERIA	DAMIL09/10/018	79,710.00
Liberia		UNITED NATIONS MISSION IN LIBERIA	DAMIL09/12/002	73,480.00
Liberia		UNITED NATIONS OFFICE FOR PROJECT SERVIC	1 Nissan Patrol Wagon	79,610.00
Liberia		UNITED NATIONS OFFICE FOR PROJECT SERVIC	2Ford Everest	39,550.00
Liberia		YOUNG MEN'S CHRISTIAN ASSOC. OF LIBERIA	Expense Distribution	39,020.00
Lithuania - Republic of		KLAIPEDOS DARBO RINKOS MOK. CENTRAS, Vst	Nanny-Social Worker's Assistan	143,390.00
Macedonia		AGENCIJA ZA PODRSKA NA PRETPRIEMASTVO	Payment to APPRM (APE) for d	69,470.00
Macedonia		AGENCIJA ZA PODRSKA NA PRETPRIEMASTVO	Second payment to APPRM (APE	52,220.00
Macedonia		AGENCIJA ZA PODRSKA NA PRETPRIEMASTVO	Third payment to APE	55,460.00
Macedonia		CPV DOOEL	2 installment contract 31/2010	62,240.00
Macedonia		D.S. GALAB	Final Installment to Galab con	81,710.00
Macedonia		D.S. GALAB	First (advance) payment to Gal	43,270.00
Macedonia		D.S. GALAB	Second installment to Galab. c	50,520.00

Major Contracts for Services Placed by Agency During 2010 (Contracts of \$30,000 or more)

Agency	Location of contractor	Name of contractor	Description of services	Contract value USD
UNDP Continued				
Macedonia		Euroing DOOEL	Euroing Final situation 28/20	91 650.00
Macedonia		Euroing DOOEL	Final situation contract 37/20	53 910.00
Macedonia		Euroing DOOEL	Fourth situation contract 28/2	71 400.00
Macedonia		Euroing DOOEL	payment to EUROING for first i	39 630.00
Macedonia		Euroing DOOEL	Third interim payment certific	60 910.00
Macedonia		GOINVEST	Second Installment - Contract	54 300.00
Macedonia		MULTIMEDIA CENTAR ZA IZVEDUVACKI UMETNOS	4 instalments for analysis and trai	35 520.00
Macedonia		Peskara Vel	payment in instalments	44 220.00
Macedonia		SARIS	Second installment, developmen	42 870.00
Macedonia		ZIKOL Doeel	2 Cert Zikol Construction work	36 910.00
Macedonia		ZIKOL Doeel	20% advance for Construction w	33 180.00
Macedonia		ZIKOL Doeel	Construction works for restora	79 190.00
Madagascar		FIRST IMMO	Expense Distribution	33 390.00
Madagascar		NICOLL MARTIN EDWIN	Honoraire Martin Nicoll contra	31 200.00
Madagascar		NICOLL MARTIN EDWIN	Honoraire selon contrat n 181-	31 200.00
Madagascar		RAZAFINIARY SOLANGE	HONORARIES FROM 07/10-06/02/2010(FO	35 800.00
Madagascar		RESEAU DES OBSERVATOIRES RURAUX/MCRAM	Paielement de la 1ère tranche 20	38 570.00
Madagascar		SOMEAH CONSEILS	Paielement de la 2ème tranche a SOMEA	31 180.00
Malawi		BUNDA COLLEGE ROCKEFELLER FORUM GRANTS	SCHOLARSHIPS 5 GOVT OFFICIALS	100 070.00
Malawi		CFAO MALAWI LTD.	Nissan Patrol STD 4 x 4 Statio	47 670.00
Malawi		JAMES KANCHEWA	Administrative Consultancy for the	57 730.00
Malawi		MALAWI BUREAU OF STANDARDS	70% CONSULTANCY FEES UPON CONCLUSIO	32 490.00
Malawi		MALAWI INSTITUTE OF MANAGEMENT	TUITION FEES	90 000.00
Malawi		NATIONAL STATISTICAL OFFICE	SECOND TRANCHE 10 478.175 00	69 480.00
Malawi		NICO GENERAL INSURANCE COMPANY LIMITED	INSURANCE FOR MEC VEHICLES	50 040.00
Malawi		PAKACHERE INSTITUTE OF HEALTH & DEV COMMU	COMPANY CONTRACTS	40 000.00
Malawi		PRICEWATERHOUSECOOPERS	AUDIT FEES	37 680.00
Malawi		PRICEWATERHOUSECOOPERS	FINAL AUDIT FEES	32 620.00
Malawi		SELLINA NAMAINIA	CDSW UNV ACTIVIT SUPPORT AUG	34 790.00
Malawi		SELLINA NAMAINIA	Expense Distribution	94 760.00
Malaysia		CAPILLARY ARGOTECH (MALAYSIA) SDN BHD	Autopot system for two islands	78 790.00
Malaysia		Centre for Environmental	Complete interim rpt HPMP prj	36 000.00
Malaysia		Forest Research Institute Malaysia	3QTR FR 2010 (CBIOD)	48 970.00
Malaysia		Forest Research Institute Malaysia	3QTR FR 2010 2(CBIOD)	81 340.00
Malaysia		Hui Lian Lock	Review of FY2009 NGO/NIM Audit	35 200.00
Malaysia		IPPF ESEAOE	Expense Distribution	33 810.00
Malaysia		IPPF ESEAOE	Invoices 10-1243-45-55-57-72	58 980.00
Malaysia		IPPF ESEAOE	Specialist BCC final payment	31 440.00
Malaysia		IPPF ESEAOE	UNAIDS-Pmt for INV. 10-1328	35 250.00
Malaysia		Malaysian AIDS Council	UNAIDS PAF Project-MAC	38 220.00
Maldives		INOVA Private Limited	Survey Firm Contract - Innova Pvt L	35 000.00
Maldives		MACROMODE Pvt. Ltd	Macromode Contract - Civil Service	56 440.00
Mali		AGETIER MALI	60% 3 Pistes Rurales	347 400.00
Mali		AGETIER MALI	Invoice 002/237/2009/1P	156 960.00
Mali		AGETIER MALI	PAIEMENT 60% AEPS/ KOMINE/ VM	152 430.00
Mali		B.S.C. CONSTRUCTION	Décompte 1	71 900.00
Mali		CENTRE NAT. POUR PROMOTION DU VOLONTARIA	Expense Distribution	50 970.00
Mali		CFAO CPS FRANCE	Véhicule pour le Projet de Kid	31 030.00
Mali		D.C.COMMERCIALES	Expense Distribution	1 129 670.00
Mali		DIRECTION NATIONALE METEOROLOGIE, PPG CC	Expense Distribution	41 520.00
Mali		ECOLE DE MAINTIEN DE LA PAIX *ALIOUNE B.	Expense Distribution	173 850.00
Mali		ECOSAP	RAPPORT FINANCIER 2e TRIM 2010	254 270.00
Mali		HAWA SIDIBE	STAFF ALLOWANCES 2010	30 660.00
Mali		INSTITUT NATIONAL DE PREVOYANCE SOCIALE	PERSONNEL MV2	80 900.00
Mali		INSTITUT NATIONAL DE PREVOYANCE SOCIALE	PERSONNEL MV3	39 930.00
Mali		Koumadis Distribution	80 % du Montant des 5 lots (12	112 330.00
Mali		Koumadis Distribution	80 % du Montant des 5 lots (12 fora	112 330.00
Mali		LAICO HOTEL L'AMITIE	Location de salles du 23 au 25	46 690.00
Mali		MLI/DEVPMT CAPCTES SECTION COMPTE/59549	Expense Distribution	58 110.00
Mali		NDI National Democratic Institute	1st INSTALLMENT	121 000.00
Mali		ODHD/LCP - PROJET PNUD 00049125	Expense Distribution	326 610.00
Mali		PRECAGED PHASE 3	Expense Distribution	133 160.00
Mali		PRECAGED PHASE 3	RAPPORT FINANCIER 1er TRIM2010	56 810.00
Mali		PRECARICA PROJET 00063661	Expense Distribution	54 450.00
Mali		Programme de renforç. Capacités de l'A. N	Expense Distribution	71 700.00
Mali		Projet conjoint Droits Humains et Genre	Expense Distribution	218 340.00
Mali		PROJET CREN	Expense Distribution	78 200.00
Mali		PROJET CREN	PROJET 00059544	34 270.00
Mali		SAHEL IMMOBILIER	UNDPA MALI OFFICE RENTAH CHGS	291 760.00
Mali		SAHEL CONSTRUCTION	Décompte 1	30 240.00
Mali		TOKTEN/PNUD/CE	Expense Distribution	70 120.00
Mauritania		APAU	Expense Distribution	51 840.00
Mauritania		CAPRAD SARL	Atelier de validation définitif	94 170.00
Mauritania		CAPRAD SARL	audi stratégique et organisati	249 740.00
Mauritania		CAPRAD SARL	Audit stratégique et organisationne	48 700.00
Mauritania		CENTRE DE DISTRIBUTION IFORMATIQUE	Expense Distribution	46 790.00
Mauritania		CFMPE-PROCAPEC	Convention CFMPE-PROCAPEC	150 000.00
Mauritania		Etablissement MAALI	Moulin a grain avec accessoires (in	105 710.00
Mauritania		MAURITANIAN CONSULTING GROUP	2ème tranche honoraires MCG	40 280.00
Mauritania		MOULAYE O' ABASS	Expense Distribution	39 800.00
Mauritania		MOULAYE O' ABASS	loyer compound	40 050.00
Mauritania		NETAUDIT	2ème tranche de 40% pour NET A	36 070.00
Mauritania		NETAUDIT	Expense Distribution	63 960.00
Mauritania		NETAUDIT	paielement 3ème tranche contrat	34 330.00
Mauritania		ONG TENMIYA	Expense Distribution	42 240.00
Mauritania		SSNT	1er Tranche (à la reception prév/so	164 920.00
Mauritania		SSNT	Expense Distribution	220 780.00
Mauritania		SSNT	Paielement 1ère tranche (reception pr	209 070.00
Mauritania		Synergy International Systems, Inc.	Delivery of Development Partner/Sec	82 070.00
Mauritania		Synergy International Systems, Inc.	Delivery of Offline DAD and NGO Dat	49 240.00
Mauritania		Synergy International Systems, Inc.	Delivery of the On-line Core and Ex	82 070.00
Mauritania		Synergy International Systems, Inc.	Satisfactory completion of six mont	32 830.00
Mauritania		Synergy International Systems, Inc.	Satisfactory completion of twelve m	32 830.00
Mauritania		Synergy International Systems, Inc.	Signing of the Contract (PO) by UND	49 240.00
Mauritania		UNICEF SUPPLY DIVISION COPENHAGUE	Achat U352700 RH 150/75 tab/PA	40 990.00
Mauritius		SUPPLYQUIP LTD	Search and rescue operations	125 890.00
Mexico		BUSINESS TRAVEL CONSULTING SA DE CV	CORRECT ACT HOTEL ROOMS COPXVI	66 470.00
Mexico		BUSINESS TRAVEL CONSULTING SA DE CV	Primer Pago FFP20106 BTC COP X	63 450.00
Mexico		BUSINESS TRAVEL CONSULTING SA DE CV	TO CANX JV HOTEL ROOMX COPXVI	66 470.00
Mexico		CENTRO DE AUDIO VIDEO Y COMUNICACIONES	Equipos para Sala de Prensa	58 260.00
Mexico		CENTRO DE ESPECIALISTAS EN GEST. AMB. SC	1 MINISTRACION DE 3 POR ENTRE	50 170.00
Mexico		CENTRO DE ESPECIALISTAS EN GEST. AMB. SC	2 ministración de 3 por entre	51 340.00
Mexico		CENTRO DE INVEST. Y DOCENCIA ECO. A.C.	2NDA MINISTRACION	38 700.00
Mexico		CORPORATIVO ADFERI CONSULTORES	2 ministración de 4 por entre	52 370.00
Mexico		CORPORATIVO ADFERI CONSULTORES	Elaboracion del inventario y r	77 760.00
Mexico		CORPORATIVO ADFERI CONSULTORES	MINISTRACION 3 DE 4	107 180.00
Mexico		ENTER COMPUTADORAS Y SERVICIOS SA DE CV	Monto total conmutador	225 190.00
Mexico		FACULTAD LATINOAMERICANA DE CIENCIAS SOC	2NDA MINISTRACION	44 910.00
Mexico		FUNDACION CANTARO AZUL AC	2 MINISTRACION DE 6 POR ENTRE	40 340.00
Mexico		GDT AMBIENTAL SA DE CV	MINISTRACION 1 DE 3	31 330.00
Mexico		INDUSTRIAS Y REP GAR VEL SA DE CV	AIRE ACONDICIONADO MONTES URAL	79 440.00
Mexico		INSTITUTO TECNOLOG Y DE ESTUD SUP DE MTY	2NDA MINISTRACION	39 520.00
Mexico		JOSE LUIS ORDAZ PEREZ	Reembolso a Quimiuretanos Zadr	42 000.00
Mexico		LOGEN SA DE CV	Instalación de Sistemas de Seg	99 040.00
Mexico		MIFEL FIDEICOMISO 1071/2009 MONTESURALES	2 MOS DEP/RENT APR-JUL NEW OFF	420 290.00
Mexico		MIFEL FIDEICOMISO 1071/2009 MONTESURALES	AUGUST RENT MONTES URALES	69 030.00
Mexico		MIFEL FIDEICOMISO 1071/2009 MONTESURALES	Pago de renta edificio - Octubr	69 950.00
Mexico		MIFEL FIDEICOMISO 1071/2009 MONTESURALES	Pago de renta MU - noviembre	69 950.00
Mexico		MIFEL FIDEICOMISO 1071/2009 MONTESURALES	Renta Montes Urales Enero 2011	69 950.00
Mexico		MIFEL FIDEICOMISO 1071/2009 MONTESURALES	Renta MU diciembre	69 950.00

Major Contracts for Services Placed by Agency During 2010 (Contracts of \$30,000 or more)

Agency	Location of contractor	Name of contractor	Description of services	Contract value USD
UNDP Continued				
Mexico		MIFEL FIDEICOMISO 1071/2009 MONTESURALES	SEPTEMBER OFFICE RENT M URALES	69,950.00
Mexico		NOMINA 00013563 TRES ECOREGIONES	APR SALARY SC-HOLDERS 00013563	42,760.00
Mexico		NOMINA 00013563 TRES ECOREGIONES	FEB SALARY SC-HOLDERS 00013563	41,100.00
Mexico		NOMINA 00013563 TRES ECOREGIONES	JAN SALARY SC-HOLDERS 00013563	41,100.00
Mexico		NOMINA 00013563 TRES ECOREGIONES	MAR SALARY SC-HOLDERS 00013563	41,510.00
Mexico		NOMINA 00013563 TRES ECOREGIONES	MAY SALARY SC-HOLDERS 00013563	44,130.00
Mexico		NOMINA 00061777 FORTALECIMIENTO CONANP	APR SALARY SC-HOLDERS 2010	221,100.00
Mexico		NOMINA 00061777 FORTALECIMIENTO CONANP	DEC SALARY SC-HOLDERS 00061777	295,530.00
Mexico		NOMINA 00061777 FORTALECIMIENTO CONANP	FEB SALARY SC-HOLDERS 2010	206,640.00
Mexico		NOMINA 00061777 FORTALECIMIENTO CONANP	JAN SALARY SC-HOLDERS 00061777	212,190.00
Mexico		NOMINA 00061777 FORTALECIMIENTO CONANP	JUL SALARY SC-HOLDERS 00061777	518,680.00
Mexico		NOMINA 00061777 FORTALECIMIENTO CONANP	JUN SALARY SC-HOLDERS 2010	232,910.00
Mexico		NOMINA 00061777 FORTALECIMIENTO CONANP	MAR SALARY SC-HOLDERS 2010	222,560.00
Mexico		NOMINA 00061777 FORTALECIMIENTO CONANP	MAY SALARY SC-HOLDERS 2010	232,470.00
Mexico		NOMINA 00061777 FORTALECIMIENTO CONANP	NOV SALARY SC-HOLDERS 00061777	296,320.00
Mexico		NOMINA 00061777 FORTALECIMIENTO CONANP	OCT SALARY SC-HOLDERS 00061777	279,760.00
Mexico		NOMINA 00061777 FORTALECIMIENTO CONANP	SEP SALARY SC-HOLDERS 00061777	272,500.00
Mexico		NOMINA OFICINA UNDP	APR SALARY UNDP SC-HOLDERS 201	52,280.00
Mexico		NOMINA OFICINA UNDP	AUG SALARY UNDP SC-HOLDERS 201	51,130.00
Mexico		NOMINA OFICINA UNDP	DEC SALARY UNDP SC-HOLDERS 201	53,760.00
Mexico		NOMINA OFICINA UNDP	FEB SALARY SC-HOLDERS UNDP 201	48,460.00
Mexico		NOMINA OFICINA UNDP	JAN SALARY SC-HOLDERS UNDP 200	48,290.00
Mexico		NOMINA OFICINA UNDP	MAR SALARY UNDP SC-HOLDERS 201	47,730.00
Mexico		NOMINA OFICINA UNDP	NOV SALARY UNDP SC-HOLDERS 201	60,620.00
Mexico		NOMINA OFICINA UNDP	OCT SALARY UNDP SC-HOLDERS 201	53,810.00
Mexico		NOMINA OFICINA UNDP	SEP SALARY UNDP SC-HOLDERS 201	53,880.00
Mexico		OLGA BUSTOS ROMERO	1 DE 2 PAGO MONITOREO CAMPANAS	40,370.00
Mexico		PROY Y CONS CIVIL Y ELECTRICA SA DE CV	SISTEMA ELECTRICO	205,630.00
Mexico		PROY Y CONS CIVIL Y ELECTRICA SA DE CV	Sistema Eléctrico CWO-2010-03	150,060.00
Mexico		PROYECTOS Y CONSTRUCCIONES CAV SA DE CV	CWO-2010-01 PMYT 2	41,390.00
Mexico		PROYECTOS Y CONSTRUCCIONES CAV SA DE CV	Estimación 10 Factura 392	85,240.00
Mexico		PROYECTOS Y CONSTRUCCIONES CAV SA DE CV	Proyectos y Construcciones CAV	30,230.00
Mexico		PROYECTOS Y CONSTRUCCIONES CAV SA DE CV	PYMT 7 CWO-2010-01 - 2 pago	30,230.00
Mexico		PROYECTOS Y CONSTRUCCIONES CAV SA DE CV	PYMT 7 CWO-2010-01 - 3er pago	30,230.00
Mexico		PROYECTOS Y CONSTRUCCIONES CAV SA DE CV	REMODELACION Y ACABADOS	322,340.00
Mexico		QUIMIURETANOS ZADRO SA DE CV	Unico pago por reembolso de ga	42,380.00
Mexico		REPRESENTACIONES DE EXP. MEXICO SA DE CV	Booking of office space at the	34,310.00
Mexico		TELEOPTICA SA DE CV	PYMNT 5 Cableado Estructurado	39,850.00
Mexico		UN ECLAC - MEXICO	RENT APR-JUNE TO REVERSE	61,220.00
Mexico		UN ECLAC - MEXICO	RENT UN PREMISES JANUARY-MARCH	34,940.00
Mexico		UNIVERSIDAD AUTONOMA METROPOLITANA	2NDA MINISTRACION	32,140.00
Mexico		YOLANDA SUÁREZ MARTÍNEZ	Pago por intervención de la ca	42,060.00
Moldova		(R) ASOCIATIA DE MEDICINA PERINATALA DIN	2nd installment of grant	34,530.00
Moldova		(R) CODRU HOSPITALITY SRL	Conference organizing services	30,340.00
Moldova		(R) CODRU HOSPITALITY SRL	Conference organizing services (IBM	52,650.00
Moldova		(R) DAAC SYSTEM INTEGRATOR SRL	Implementation of an Integrate	155,000.00
Mongolia		KHOVD FIELD OFFICE/ALTAY-SAYAN PRJ	Adj.GEF exp to Dutch. AS	36,440.00
Mongolia		KHOVD FIELD OFFICE/ALTAY-SAYAN PRJ	FR Feb 2010 AS	31,600.00
Mongolia		SUSTAINABLE LAND MANAGEMENT FOR	SLM FR-Aug2010	52,810.00
Morocco		Abderrachid Boutouba	F11/10-50750.Jan-05/10/10 sal	34,480.00
Morocco		Brahim Jaafar	F1/10-50750.Jan-Oct 10 sal	36,480.00
Morocco		CF CONSULT et AAAB	inventaire des équipements de	100,640.00
Morocco		Cie Concept Communication	Paiement Clé Concept - Contrib	54,000.00
Morocco		Cie Concept Communication	Paiement Clé Concept - Contribution	54,000.00
Morocco		CLEAN TECH	Elaboration de modules de form	37,490.00
Morocco		CLEAN TECH	Elaboration de modules de formation	37,490.00
Morocco		EUROGROUP AND MAZARS	ELABORATION D UNE FEUILLE DE R	32,730.00
Morocco		FIRST CLASS EVENT	F55/10-50750 WF&VS Londre	100,240.00
Morocco		Hicham El Mezouaghi	Expense Distribution	59,310.00
Morocco		Hicham El Mezouaghi	F1/10-71259.Jan-Nov 10 sal	59,310.00
Morocco		L Evenementiel	porte documents avec serigraph	42,140.00
Morocco		Malika Belhbi	F2/10-53906.2010 salary+ins	44,110.00
Morocco		Meryem Meddoun	Loyer villa Balafrej janvier-d	150,940.00
Morocco		Mission Conseil	Conception et réalisation de d	31,260.00
Morocco		Mission Conseil	Contract for translation	30,820.00
Morocco		Mohamed Houmymid	F36/10-50750.Jan-Dec 10 sal	95,090.00
Morocco		OMNIDATA	ANALYSE Solution de Gestion de	69,140.00
Morocco		Programme OASIS APDS PNUD	50750.FR April 2010	31,330.00
Morocco		Programme OASIS APDS PNUD	50750.FR Jan-Feb 10	137,600.00
Morocco		Programme OASIS APDS PNUD	50750.FR Aug-Sept 2010	32,980.00
Morocco		Programme OASIS APDS PNUD	50750.FR July 2010	123,030.00
Morocco		Programme OASIS APDS PNUD	50750.FR May-June 2010	254,310.00
Morocco		Programme OASIS APDS PNUD	Expense Distribution	255,370.00
Morocco		PUBLIC EVENTS SARL	Invoice 100014 -Organisation C	65,880.00
Morocco		Renov-Habitat S.A.R.L.	Amendement 4 - contrat n 01/20	133,300.00
Morocco		Renov-Habitat S.A.R.L.	Amendement 4 - contrat n 01/2008 -	173,580.00
Morocco		S A ALOMRANE	F56/10-53906.50%Etud Lakhyyta	119,760.00
Morocco		Societe Enova R et T	Contrat 10/09 - RFP 01/08/09 -	248,050.00
Morocco		Societe SAGMA	contrat n 07/2009 RFP 01/04/09	1,917,000.00
Morocco		Societe Socrouissi Sarl	F116/10.50750 Travaux KsarAssa	67,250.00
Morocco		STE ETOILE AGRÍ SARLAU	F13-13876.Marche01/08/CBTHA/OZ	41,220.00
Mozambique		ART PAPEL	Expense Distribution	138,900.00
Mozambique		ASSOCIAÇÃO GRUPO MOCAMBICANO DA DIVIDA	Expense Distribution	117,200.00
Mozambique		BDO BINDER & CO	Payment to BDO Company covering	50,620.00
Mozambique		CHURD?CENTRE FOR H.R. DEVELOPMENT	MFP training on Data Base Des.	105,000.00
Mozambique		CHURD?CENTRE FOR H.R. DEVELOPMENT	Py 40 of the Consult fees	42,000.00
Mozambique		CHURD?CENTRE FOR H.R. DEVELOPMENT	Pymnt consultants MPS	31,500.00
Mozambique		CONSELHO CRISTAO DE MOCAMBIQUE-INHAMBANE	Expense Distribution	67,660.00
Mozambique		CONSULTORES HODI, LDA	Final 50%, DaO Country led Eva	73,410.00
Mozambique		CONSULTORES HODI, LDA	Payment 2nd tranche, DaO Count	44,050.00
Mozambique		ERNST & YOUNG	DaO COUNTRY-LED EVALUATION - E	42,670.00
Mozambique		HANDICAP INTERNATIONAL	Payment Handicap International	42,000.00
Mozambique		HANDICAP INTERNATIONAL	Request Final payment to Handi	126,000.00
Mozambique		HANDICAP INTERNATIONAL	Request Second Payment to Hand	98,000.00
Mozambique		HANDICAP INTERNATIONAL	REVERSAL FUND CODE	126,000.00
Mozambique		JOSE AUGUSTO VALENTE	Expense Distribution	38,500.00
Mozambique		MEGABYTE	Payment- Megabyte IT Equipment INEF	32,720.00
Mozambique		MOZ/01/001-MAPUTO	Expense Distribution	31,840.00
Mozambique		MOZ/01/001-NAMPULA	Expense Distribution	204,200.00
Mozambique		NDABA HOTEL	Expense Distribution	38,410.00
Mozambique		TOYOTA GIBRALTAR STOCKHOLDINGS LTD	Procurement of 2 (two)Vehicles	70,030.00
Mozambique		TOYOTA GIBRALTAR STOCKHOLDINGS LTD	Vehicles, 4WD, hard top	100,470.00
Myanmar		Civil Tech Co., Ltd.	5th installment	144,160.00
Myanmar		Civil Tech Co., Ltd.	First installment	447,580.00
Myanmar		Civil Tech Co., Ltd.	Fourth installment	428,090.00
Myanmar		Civil Tech Co., Ltd.	Retention	102,180.00
Myanmar		Civil Tech Co., Ltd.	Second installment	313,070.00
Myanmar		Civil Tech Co., Ltd.	Third installment	435,360.00
Myanmar		Community Development Association	2nd Payment for Micro-Grant	36,270.00
Myanmar		Community Development Association	First Payment for Non-Credit A	41,030.00
Myanmar		Golden Plain Agricultural Products	2nd payment for Micro-Grant	40,000.00
Myanmar		Golden Plain Agricultural Products	First Payment for Non-Credit A	45,120.00
Namibia		DANRIC AUTO	Motor vehicles, passenger, oth	50,100.00
Namibia		KOMEHO NAMIBIA DEVELOPMENT AGENCY	Land settlements service	49,240.00
Namibia		NAMIBIA COUNTRY PILOT PARTNERSHIP PROGRA	Expense Distribution	304,530.00
Namibia		NAMIBIA COUNTRY PILOT PARTNERSHIP PROGRA	N\$ 317,423.40 deposited back	59,110.00
Namibia		NAMIBIA COUNTRY PILOT PARTNERSHIP PROGRA	NO DEPOSIT	695,680.00
Namibia		PUPKEWITZ TOYOTA	Motor vehicles, passenger, oth	54,090.00
Namibia		SOUTHERN AFRICAN INSTITUTE FOR ENVIRONME	Environmental impact assessmen	117,510.00
Namibia		Strengthening Protected Areas Network	Deposit 58842.31 remaining bal	77,110.00

Major Contracts for Services Placed by Agency During 2010 (Contracts of \$30,000 or more)

Agency	Location of contractor	Name of contractor	Description of services	Contract value USD
UNDP Continued				
Namibia		Strengthening Protected Areas Network	deposit of N\$ 328591.96	96,170.00
Namibia		Strengthening Protected Areas Network	N\$ 548499.71 Deposited back	75,510.00
Nepal		ALLIANCE FOR SOCIAL MOBILIZATION	Training cost of PSP-Alliance Nepal	43,990.00
Nepal		ASADA CORPORATION	TPMP - ECO saver R1400G5 Twin	44,700.00
Nepal		BACKWARD SOCIETY EDUCATION (BASE)	Extension Cost for Phase III	41,060.00
Nepal		BAGMATI WELFARE SOCIETY, NEPAL	III Instal 2010 BWSN	34,710.00
Nepal		BLUE DIAMOND SOCIETY	90% of the amended contract (O	159,560.00
Nepal		BLUE DIAMOND SOCIETY	I Installment	82,760.00
Nepal		BLUE DIAMOND SOCIETY	II Installment	227,590.00
Nepal		BLUE DIAMOND SOCIETY	III Installment 2010	163,950.00
Nepal		BLUE DIAMOND SOCIETY	IV Installment 2010	55,030.00
Nepal		COMMUNITY FOR SOCIAL DEVELOPMENT CENTRE	2nd Installment -40%	30,550.00
Nepal		DDC, LOCAL DEVELOPMENT FUND, SUNSARI	Grant agreement 2ndinstallment	39,270.00
Nepal		DIST. DEVT.COMMITTEE,JALESHWOR,MAHOTTARI	Settlement-V#67445&73071	70,470.00
Nepal		DIST. DEVT.COMMITTEE,JALESHWOR,MAHOTTARI	Settlement-Voucher #67445	185,100.00
Nepal		DISTRICT DEVT.COMMITTEE,MALANGWA,SARLAHI	Settlement-V#67449&73073	76,190.00
Nepal		DISTRICT DEVT.COMMITTEE,MALANGWA,SARLAHI	Settlement-Voucher #67449	171,880.00
Nepal		ENHANCING ACCESS TO JUSTICE PROJECT	Settlement of OFA adv	96,270.00
Nepal		ENHANCING ACCESS TO JUSTICE PROJECT	Settlement of OFA advance	224,730.00
Nepal		GANAPATI INTERNATIONAL PTE. LTD	Interpretation system-Infra Re	55,100.00
Nepal		HIMALAYA CONSERV & DEV. ASSC.(HCDA)HUMLA	Extension Cost for Phase III	33,350.00
Nepal		Inco-Panel Industries Pvt.Ltd	Construction of Pre-Fabricated Buil	40,420.00
Nepal		JAGARAN NEPAL	Extension Cost for Phase III	36,060.00
Nepal		JOSHI & R BHANDARYS	Expense Distribution	223,770.00
Nepal		JOSHI & R BHANDARYS	Inv#LOTF/MA/AFG/4	149,840.00
Nepal		JOSHI & R BHANDARYS	MA Services - Dec 10	223,770.00
Nepal		JOSHI & R BHANDARYS	Professional contract for prov	92,000.00
Nepal		JOSHI & R BHANDARYS	RDP#158-Inv# 001/2010	149,200.00
Nepal		JOSHI & R BHANDARYS	RDP#158-Inv# 9/2010	149,180.00
Nepal		JOSHI & R BHANDARYS	RDP#49-Invoice#01/2010	149,200.00
Nepal		JOSHI & R BHANDARYS	RDP#61-Inv#001/2010 - MA	223,790.00
Nepal		JOSHI & R BHANDARYS	RDP#98-Invoice#001/2010	223,790.00
Nepal		KIRAT YAKTHUNG CHUMLUNG	Extension Cost for Phase III	39,100.00
Nepal		LOCAL GOVERNANCE & COMMUNITY DEVELOPMENT	April2010-1stinstallment4mUNV	55,380.00
Nepal		LOCAL GOVERNANCE & COMMUNITY DEVELOPMENT	Settlement of OFA adv	60,360.00
Nepal		LOCAL GOVERNANCE & COMMUNITY DEVELOPMENT	Settlement of OFA advance	36,750.00
Nepal		LOCAL GOVERNANCE & COMMUNITY DEVELOPMENT	VLA Transfer(July-Dec10)	86,280.00
Nepal		NAP+N/CF	I Installment 2010	43,440.00
Nepal		NAP+N/CF	II Installment 2010	123,880.00
Nepal		NATIONAL CENTER FOR AIDS AND STD CONTROL	Settlement of Exp1March-16July	50,790.00
Nepal		NAVA KIRAN PLUS (TREATMENT FUND)	15% of total contract	33,560.00
Nepal		NAVA KIRAN PLUS (TREATMENT FUND)	I Installment - 2010	44,170.00
Nepal		NAVA KIRAN PLUS (TREATMENT FUND)	II Installments - 2010	121,470.00
Nepal		NEPAL RED CROSS SOCIETY	After submission of quaterly report	37,690.00
Nepal		NEPAL RED CROSS SOCIETY	III Instal. NRCS Blood Bank	38,410.00
Nepal		POLICE HEAD QUARTERS	Conduct regional level trainin	60,000.00
Nepal		POLICE HEAD QUARTERS	Conduct regional level training cou	67,000.00
Nepal		RASTRIYA DALIT NETWORK (RDN) NEPAL	Extension Cost for Phase III	31,610.00
Nepal		REDP/AEPC	FR as of 15 March 2010 REDP	37,660.00
Nepal		SAMUHIK ABHIYAN	2nd installment Samuhik Abhiya	43,850.00
Nepal		SHARMA, DWIRAJ	Rent from the july to December 2010	79,470.00
Nepal		SHARMA, DWIRAJ	Rent& Ammortization cost from April	86,290.00
Nepal		SOCIAL DEV. PATH NEPAL (SODEP)	Extension Cost for Phase III	35,440.00
Nepal		THE RICHMOND FELLOWSHIP NEPAL	90% of the amended contract (1	37,270.00
Nepal		THE RICHMOND FELLOWSHIP NEPAL	III Instal. RFN Male	33,680.00
Nepal		THE RICHMOND FELLOWSHIP NEPAL	PMU IV Instal 2010 RFN Male	36,960.00
Nepal		THOMPSON NEPAL PVT. LTD.	Upon submission of first month	35,200.00
Nepal		THOMPSON NEPAL PVT. LTD.	Upon submission of first monthly ai	35,640.00
Nepal		THOMPSON NEPAL PVT. LTD.	Upon submission of second mont	35,200.00
Nepal		THOMPSON NEPAL PVT. LTD.	Upon submission of second monthly a	35,640.00
Nepal		TRAINING INSTITUTE FOR TECH. INSTRUCTION	Vocational Training Cost-TITI	58,320.00
Nepal		UNDERPRIVILEGED CHILDREN'S EDU PROG NEPA	Proposed Vocational Trg cost:UCEP	57,700.00
Netherlands		ATMS Foundation (Stichting ATMS)	Payment	153,940.00
Netherlands		BARBARA-ANNE KRJGSMAN	Management Consultancy for Country	34,000.00
Netherlands		CENTRE FOR EUROPEAN SECURITY STUDIES	Center for European Security S	69,940.00
Netherlands		Cornelis B. Houtman	Post for Programme Consultant under	72,610.00
Netherlands		CORSEL RICHARD RUDY	Reverse from TRAC to SIDA	54,240.00
Netherlands		CORSEL RICHARD RUDY	Service Rendered SSA 2009 11 129 (40,000.00
Netherlands		ECORYS NEDERLAND BV	TA / payment of second install	375,880.00
Netherlands		ECORYS NEDERLAND BV	TA / payment of third installm	381,750.00
Netherlands		GEERT JAN RHEBERGEN	SSA Contract (80%)	31,680.00
Netherlands		INSTITUTE FOR HOUSING AND URBAN	TRAINING MATERIALS FOR LEGAL C	30,800.00
Netherlands		IUCN NETHERLANDS COMMITTEE	BALANCE	90,950.00
Netherlands		IUCN NETHERLANDS COMMITTEE	REIMB. IUCN 4TH QRT	33,960.00
Netherlands		Jacobus Noordhuizen	J. Noordhuizen Consultant's fees -	51,850.00
Netherlands		ROBIN PHILIP SLUYK	SSA SALARY CFW MANAGER/ROBIN P	31,480.00
Netherlands		ROBIN PHILIP SLUYK	SSA SALARY CFW MANAGER/ROBIN PHILIP	60,000.00
Netherlands		SEARCH AND RESCUE SYSTEMS	Search and rescue operations	281,290.00
Netherlands		TRANSITION INTERNATIONAL	3e tranche 40%	39,750.00
Netherlands		TRANSITION INTERNATIONAL (TI)	5th & Last Instal: Submission of F	43,130.00
Netherlands		WASTE	2nd Quarter 2010 FR	50,940.00
Netherlands		WASTE	FR 1st Quarter 2010	58,210.00
Netherlands		Wilhemus Gerardus maria Bastiaansen	1st Installment 50%	30,030.00
New Zealand		ANTHONY STUART PLUMMER	Salary for Mr. Sam Plummer-Senior C	93,000.00
New Zealand		CLIMSYSTEMS LTD	SNC NAU SEP10 USD31406	31,410.00
New Zealand		CLIMSYSTEMS LTD	SNC NAU SEP10 USD33095.00	33,100.00
New Zealand		DAVID HOPKINS	Consultant Fees	48,000.00
New Zealand		WHEATLEY CHRISTOPHER CHARLES	Payment for Consultancy	38,020.00
Nicaragua		ACTED/PNUD	ACTED 3er Desembolso	72,720.00
Nicaragua		ACTED/PNUD/REHABILITACION	ACTED	31,050.00
Nicaragua		AIKUKI WAL RL PNUD REHABILITACION RAAN	3er y ultimo desembolso segun	49,080.00
Nicaragua		AMC PNUD NIC 63156	3er Desembolso Segun Convenio	87,730.00
Nicaragua		Banco de Credito Centroamericano	FAC 14 ELAB Y APER CART CREDIT	122,090.00
Nicaragua		Banco de Credito Centroamericano	PROY 62736 ABRIL (23)	35,280.00
Nicaragua		Banco de Credito Centroamericano	SALARIO DIC. 10 (25)	38,820.00
Nicaragua		Banco de Credito Centroamericano	SALARIO JUNIO (24)	35,830.00
Nicaragua		Banco de Credito Centroamericano	SALARIO MAYO (24)	35,680.00
Nicaragua		Banco de Credito Centroamericano	SALARIO NOV. 10 (25)	38,580.00
Nicaragua		Banco de Credito Centroamericano	SALARIO OCT. 10 (25)	38,560.00
Nicaragua		Banco de Credito Centroamericano	SALARIO SEPT. 10 (25)	38,600.00
Nicaragua		CARE-PNUD	2do Desembolso segun Convenio	155,300.00
Nicaragua		CARE-PNUD	CARE 3er Desembolso	73,470.00
Nicaragua		COMAL PNUD REH AGRIC	COMAL PNUD	41,000.00
Nicaragua		COMAL PNUD REH AGRIC	COMAL PNUD REH. AGRIC	36,630.00
Nicaragua		CONIASA-MASELNIC	AVAL No. 1 Y 2 PROY VILL CONCH	46,910.00
Nicaragua		CONIASA-MASELNIC	AVAL No. 1 Y 3 PROY VILLA CON	43,870.00
Nicaragua		CONIASA-MASELNIC	AVALUO 1 Y 2 VILLA LA CONCHA	60,500.00
Nicaragua		CONIASA-MASELNIC	AVALUO 5 HEROES/MARTIRES SABOG	41,240.00
Nicaragua		CONIASA-MASELNIC	AVALUO No. 01 Y 02 PROY HEROE	67,570.00
Nicaragua		CRN-CRH-AGUA Y SANEAMIENTO-PNUD	2do Desembolso segun convenio	81,490.00
Nicaragua		CRN-CRH-AGUA Y SANEAMIENTO-PNUD	Ultimo Desembolso Segun conven	138,470.00
Nicaragua		EDC de Centroamerica SA	10% PRIMER PAGO S/ CONTRATO	53,170.00
Nicaragua		FADCANIC PNUD COM MAYANGNAS	4to Desembolso	53,570.00
Nicaragua		Fundacion Colmena	AVALUO No. 1 PROY PRINC PAZ II	116,740.00
Nicaragua		FUPADE-PNUD Control Biologico RAAN	FUPADE 4to Ultimo Desembolso	64,970.00
Nicaragua		FUPADE-PNUD Rehabilitacion RAAN	Cuarto Desembolso	33,080.00
Nicaragua		GVC PNUD REHABILITACION Y SANEAMIENTO	3er Desembolso Segun Convenio	78,000.00
Nicaragua		GVC-PNUD Rehabilitacion RAAN	4to Desembolso Segun Convenio	87,440.00
Nicaragua		HABITARCARE/PNUD HABITOS HIGIENE BONANZA	3er Desembolso segun Convenio	91,000.00
Nicaragua		INIDE	REEMB. ALQUILER TRANSPORTE	55,820.00

Major Contracts for Services Placed by Agency During 2010 (Contracts of \$30,000 or more)

Agency	Name of contractor	Description of services	Contract value USD
UNDP Continued			
Nicaragua	LI KARMA-PNUD REHABILITACION RAAN	4/4 Desembolso segun Convenio	46,890.00
Nicaragua	LI KARMA-PNUD REHABILITACION RAAN	LI KARMA Tercer Desembolso seg	80,190.00
Nicaragua	MASAGNI RU/PNUD/REHABILITACION RAAN	3er Desembolso Segun Convenio	61,190.00
Nicaragua	Nestor y Armando Pereira S A	2DO CONTRATO MEM/PERZA/PCH-017	115,420.00
Nicaragua	PANA PANÁ PNUD/REHABILITACION RAAN	Tercer Desembolso segun conven	143,900.00
Nicaragua	Save the Children (Proyecto PNUD-UE)	3er y Ultimo Desembolso Segun	85,600.00
Niger	BATHYR SARL	Construction d'une mini AFP	49,540.00
Niger	ENTREPRISE MAHMOUD BTP	TRAVAUX CONSTRUCTION SEUIL	52,170.00
Niger	HELP ASSISTANCE ALLEMANDE	Paielement 1ere tranche des 135	128,630.00
Niger	HELP ASSISTANCE ALLEMANDE	Paielement 2e tranche des 135 bé	80,810.00
Niger	PROGRAMME NLE LUTTE PALUDISME PNLP	Expense Distribution	54,980.00
Niger	PROGRAMME NLE LUTTE PALUDISME PNLP	RAPPORT FINANCIER MARS 2010	46,420.00
Niger	UNICEF SUPPLY DIVISION	ACHAT QUININE RESORCINE ET TDR	533,480.00
Nigeria	AISHATU ABDULLAH USMAN	ALLOWANCES 2010	40,350.00
Nigeria	ALLIANCE FOR CREDIBLE ELECTIONS	15% Payment Upon Mobilisation	85,570.00
Nigeria	ALLIANCE FOR CREDIBLE ELECTIONS	15% Payment Upon Mobilisation,and	86,170.00
Nigeria	ALLIANCE FOR CREDIBLE ELECTIONS	25% Payment Upon Completion of Tra	143,610.00
Nigeria	ALLIANCE FOR CREDIBLE ELECTIONS	25% Payment Upon Production and Pr	143,610.00
Nigeria	ALLIANCE FOR CREDIBLE ELECTIONS	BEING 15% PAYMENT OF CONTRACT	894,040.00
Nigeria	ALLIANCE FOR CREDIBLE ELECTIONS	BEING 15% PAYMENT OF CONTRACT ON VO	894,040.00
Nigeria	ALLIANCE FOR CREDIBLE ELECTIONS	BEING 25% PAYMENT OF CONTRACT	1,504,970.00
Nigeria	ALLIANCE FOR CREDIBLE ELECTIONS	BEING 25% PAYMENT OF CONTRACT ON VO	2,980,150.00
Nigeria	ALLIANCE FOR CREDIBLE ELECTIONS	PAYMENT TO ALLIANCE FOR CREDIB	99,880.00
Nigeria	ALLIANCE FOR CREDIBLE ELECTIONS	REVERSAL OF VOUCHER 51135	295,280.00
Nigeria	ALLIANCE FOR CREDIBLE ELECTIONS	REVERSAL OF VOUCHER 52968	328,330.00
Nigeria	ALLIANCES FOR AFRICA	1ST GRANT INSTALMENT TO ALLIAN	31,390.00
Nigeria	ALLIANCES FOR AFRICA	1ST GRANT INSTALMENT TO ALLIANCE FO	31,390.00
Nigeria	ALLIANCES FOR AFRICA	2ND GRANT INSTALMENT TO ALLIAN	52,840.00
Nigeria	ALLIANCES FOR AFRICA	2ND GRANT INSTALMENT TO ALLIANCE FO	52,320.00
Nigeria	ALLIANCES FOR AFRICA	3RD GRANT INSTALMENT TO ALLIANCE FO	52,320.00
Nigeria	BDO OFO CONSULTING	BDO Prof- 35% 2ND INST UPON DR	33,840.00
Nigeria	BDO OFO CONSULTING	BDO PROF 50% 3RD & FINAL INST	48,340.00
Nigeria	BLAKE & HARPER LTD	Cost of printing ECOWAS Anti C	32,030.00
Nigeria	BOA ASSOCIATES	BEING 50% PAYMENT TO BOA A	68,270.00
Nigeria	BOA ASSOCIATES	BEING 50% PAYMENT TO BOA ASSO	71,980.00
Nigeria	BODE ADEDEJI PARTNERSHIP	Agency fee(NGN1,627,500) and s	33,190.00
Nigeria	CANNON -VIKING LTD	OUTSTANDING PAYMENT TO CANNON	66,970.00
Nigeria	CENTRE FOR DEMOCRACY & DEVELOPMENT	Being 15% Payment Upon Mobilis	54,180.00
Nigeria	CENTRE FOR DEMOCRACY & DEVELOPMENT	Being 15% Payment Upon Mobilisation	54,560.00
Nigeria	CENTRE FOR DEMOCRACY & DEVELOPMENT	Being 25% Upon completion of Dialog	90,930.00
Nigeria	CENTRE FOR HUMAN DEVELOPMENT	15% Payment to Center for Huma	138,770.00
Nigeria	CENTRE FOR HUMAN DEVELOPMENT	15% Payment to Center for Human Dev	139,740.00
Nigeria	CENTRE FOR HUMAN DEVELOPMENT	25% Payment to Center for Human Dev	232,900.00
Nigeria	CENTRE FOR HUMAN DEVELOPMENT	PAYMENT FOR 15% OF THE CONTRAC	61,880.00
Nigeria	CENTRE FOR WOMEN STUDIES & INTERVENTION	1ST GRANT INSTALMENT TO CENTER	33,760.00
Nigeria	CENTRE FOR WOMEN STUDIES & INTERVENTION	1ST GRANT INSTALMENT TO CENTER FOR	33,760.00
Nigeria	CENTRE FOR WOMEN STUDIES & INTERVENTION	2ND GRANT INSTALMENT TO CENTER	56,830.00
Nigeria	CENTRE FOR WOMEN STUDIES & INTERVENTION	2ND GRANT INSTALMENT TO CENTER FOR	56,260.00
Nigeria	CENTRE FOR WOMEN STUDIES & INTERVENTION	3RD GRANT INSTALMENT TO CENTER FOR	56,260.00
Nigeria	FUGRO NIGERIA LIMITED	15% Payment to Fugro Nigeria L	39,990.00
Nigeria	FUGRO NIGERIA LIMITED	15% Payment to Fugro Nigeria Limite	79,990.00
Nigeria	FUGRO NIGERIA LIMITED	30% Payment to Fugro Nigeria L	79,990.00
Nigeria	FUGRO NIGERIA LIMITED	30% Payment to Fugro Nigeria Limite	79,990.00
Nigeria	FUGRO NIGERIA LIMITED	60% Payment to Fugro Nigeria L	106,650.00
Nigeria	FUGRO NIGERIA LIMITED	60% Payment to Fugro Nigeria Limite	106,650.00
Nigeria	FUGRO NIGERIA LIMITED	UNEP PROV OF DRILLG IN OGOINI	96,300.00
Nigeria	GENDER AND DEVELOPMENT ACTION	2ND GRANT INSTALMENT TO GENDER	53,190.00
Nigeria	GENDER AND DEVELOPMENT ACTION	2ND GRANT INSTALMENT TO GENDER FOR	52,660.00
Nigeria	GENDER AND DEVELOPMENT ACTION	3RD GRANT INSTALMENT TO GENDER FOR	52,660.00
Nigeria	HOME OPTIONS LTD	MVP IKARAM 50% PAYMENT TO HOME	345,250.00
Nigeria	INCOME ELECTRIX LIMITED	MVP PAMPAIDA 50% PAYMENT TO IN	82,520.00
Nigeria	INCOME ELECTRIX LIMITED	MVP PAMPAIDA 50% PAYMENT TO INCOME	165,040.00
Nigeria	INTER-GENDER	2ND GRANT INSTALMENT TO INTERN	37,490.00
Nigeria	INTER-GENDER	2ND GRANT INSTALMENT TO INTERNATION	37,120.00
Nigeria	INTER-GENDER	3RD GRANT INSTALMENT TO INTERNATION	37,120.00
Nigeria	INTER-GENDER	PAYMENT FOR 15% OF THE CONTRAC	52,610.00
Nigeria	JULIUS BERGER NIGERIA PLC	ADVANCE PAYMENT FOR TECHNICAL	67,190.00
Nigeria	JULIUS BERGER NIGERIA PLC	TECHNICAL BUILDING MAINTENANCE	305,180.00
Nigeria	JULIUS BERGER NIGERIA PLC	Technical Building Maintenance	164,250.00
Nigeria	JULIUS BERGER NIGERIA PLC	TECHNICAL BUILDING MAINTENANCE OF U	79,550.00
Nigeria	KEVUSHI PRODUCTIONS	REVERSAL OF VCHR54518	47,020.00
Nigeria	LE MERIDIEN IBOM HOTEL & GOLF RESORT	Payment	46,060.00
Nigeria	LE MERIDIEN IBOM HOTEL & GOLF RESORT	Payment to Le Meridien (NASS R	33,060.00
Nigeria	LERICK NIGERIA LIMITED	MVP IKARAM PAYMENT TO LERICK	98,710.00
Nigeria	MAGICBRUSH STUDIOS	PAYMENT TO MAGIC BRUSH STUDIOS	41,260.00
Nigeria	MAGICBRUSH STUDIOS	PAYMENT TO MAGIC BRUSH STUDIOS FOR	64,940.00
Nigeria	MASO ENERGY SERVICES LTD.	MVP PAMPAIDA 50% PAYMENT TO MA	48,660.00
Nigeria	MASO ENERGY SERVICES LTD.	MVP PAMPAIDA 50% PAYMENT TO MASO EN	98,000.00
Nigeria	NIGERIA TELEVISION AUTHORITY	Payment to NTA	34,620.00
Nigeria	OBADIAH OBED MAILAFIA	Fees for Dr.Mailafia	52,690.00
Nigeria	PM GLOBAL CONSULTING	HACT ASSESSMENT Third Tranche	49,550.00
Nigeria	POLICY ANALYSIS AND RESEARCH PROJECT	PAYMENT UPON COMPLETION OF MOB	67,030.00
Nigeria	POLICY ANALYSIS AND RESEARCH PROJECT	PAYMENT UPON COMPLETION OF MOBILIZA	67,030.00
Nigeria	RICHARD JACKSON AND SONS LIMITED	MVP PAMPAIDA PAYMENT TO RICHA	89,790.00
Nigeria	RICHARD JACKSON AND SONS LIMITED	N.P.A. handling charges (third	34,210.00
Nigeria	RICHARD JACKSON AND SONS LIMITED	Payment to RICHARD JACKSON & S	41,720.00
Nigeria	RICHARD JACKSON AND SONS LIMITED	Shipping company handling char	62,600.00
Nigeria	RICHARD JULIAN OLATUNDE OSHOWOLE	August Fees	67,470.00
Nigeria	Sani A Mohamed	ALLOWANCES	43,660.00
Nigeria	SHERATON HOTEL AND TOWERS	PYT FOR HOTEL SERVICES - SHERA	62,830.00
Nigeria	STANDARD CHARTERED BANK	Daily Subsistence	39,720.00
Nigeria	STANDARD CHARTERED BANK	DSA & TRANSP-5TH SESSION-CWG	67,040.00
Nigeria	STANDARD CHARTERED BANK	DSA 4TH TWG/CWG, 19-22/1/2010	39,040.00
Nigeria	STANDARD CHARTERED BANK	DSA PAYMENT TO PARTICIPANTS	30,080.00
Nigeria	STANDARD CHARTERED BANK	DSA AAP Inception Workshop	68,830.00
Nigeria	STANDARD CHARTERED BANK	DSA, airfare for UNREDD Meetin	34,180.00
Nigeria	STANDARD CHARTERED BANK	Expense Distribution	33,140.00
Nigeria	STANDARD CHARTERED BANK	NACA/2010/DP/21-DSA 4th Nat C	33,940.00
Nigeria	STANDARD CHARTERED BANK	NACA/DP/2010-Cap Ass Finaliz	30,040.00
Nigeria	STANDARD CHARTERED BANK	STATE GDP WORKSHOP CALABAR	40,430.00
Nigeria	TEC MAC sri	10%andfinal payment for the su	85,800.00
Nigeria	TINAPA HOTEL(AMBER TINAPA)	Payment to Hotel for House of	37,300.00
Nigeria	TRANSCORP HILTON HOTEL ABUJA	hotel pyt - Nov. 09 - Jan 2010	100,650.00
Nigeria	WOMEN EDUCATORS ASSOCIATION OF NIG.	PAYMENT UPON COMPLETION OF MOB	34,730.00
Nigeria	WOMEN EDUCATORS ASSOCIATION OF NIG.	PAYMENT UPON COMPLETION OF MOBILIZA	34,730.00
Norway	ECON POYRY	Energy management-evolpment o	47,470.00
Norway	HOEGH EIENDOM	OGC Rent Inkognitogata 37 (01	30,760.00
Norway	MOHAMMAD OSMAN JAWARI	MILESTONE 8	47,000.00
Norway	REVENUE DEVELOPMENT FOUNDATION	Micro Capital	75,000.00
Occupied Palestinian Territories	Abdel HAKIM ISMAIL COMPANY LIMITED	Construction of parking area	87,830.00
Occupied Palestinian Territories	ABU THAHER CONTRACTING COMPANY	Final pay/Charitable Societies	56,140.00
Occupied Palestinian Territories	ABU ZYADH CO FOR GENERAL TRADING & CONTR	Abu Zeyadh Co.	461,090.00
Occupied Palestinian Territories	AGRICULTURAL GUIDING & AWARENESS SOCIETY	Contracts	365,150.00
Occupied Palestinian Territories	AIR & LIGHT AGRICULTURAL DEVELOPMENT AS	Contracts	55,970.00
Occupied Palestinian Territories	AL - SATAFI EST. FOR GENERAL CONTRACTING	Final pay / Al Bir Society	107,440.00
Occupied Palestinian Territories	AL AHLIA ASSOCIATION FOR THE DEVELOPMEN	Contracts	320,490.00
Occupied Palestinian Territories	AL BASHER OFFICE FOR CONTRACTING	Final pay / Abwein	38,760.00
Occupied Palestinian Territories	AL FAKHER CONTRACTING COMPANY	3rd pay / Khalet Al Dar	35,370.00
Occupied Palestinian Territories	AL FERDAWS & ALMOSLEH FOR CONTRACTING JV	Jenin Hospital Construction	1,153,990.00
Occupied Palestinian Territories	AL FERDAWS & ALMOSLEH FOR CONTRACTING JV	Payment for Construction of Je	150,990.00

Major Contracts for Services Placed by Agency During 2010 (Contracts of \$30,000 or more)

Agency	Location of contractor	Name of contractor	Description of services	Contract value USD
Occupied Palestinian Territories		AL HANANI FOR CONTRACTING	1st&final/AbdulHadi Jawabreh	44,230.00
Occupied Palestinian Territories		AL HANANI FOR CONTRACTING	Hanani Co. A. Hadi Jawabreh Home	47,540.00
Occupied Palestinian Territories		AL HELO FOR CONTRACTING COMPANY	1st pay / Bir Zeit Nursing	129,320.00
Occupied Palestinian Territories		AL HELO FOR CONTRACTING COMPANY	2nd & final pay/Al Mansheveh	48,590.00
Occupied Palestinian Territories		AL HELO FOR CONTRACTING COMPANY	Final pay / Bir Zeit nursing	162,480.00
Occupied Palestinian Territories		AL- MONTAR CO. FOR GENERAL TRADE & CONTR	Rehabilitation of Roads	235,030.00
Occupied Palestinian Territories		AL NABALI & AL FARIS CONTRACTING COMPANY	1st pay / Al Bireh Stadium	78,620.00
Occupied Palestinian Territories		AL NABALI & AL FARIS CONTRACTING COMPANY	2nd pay / Al Bireh Stadium	91,800.00
Occupied Palestinian Territories		AL NABALI & AL FARIS CONTRACTING COMPANY	3rd pay / Al Bireh	64,310.00
Occupied Palestinian Territories		AL QAISI CRUSHERS & GENERAL CONTRACTING	Final pay / Jalameh Road	207,850.00
Occupied Palestinian Territories		Al Tajhiz Wa Al Bina	Contracts	293,180.00
Occupied Palestinian Territories		AL THABET FOR CONTRACTING COMPANY	3rd pay / Umm Safa	30,210.00
Occupied Palestinian Territories		ALA' AL-DEEN EXCAVATION CONTRACTING CO.	UAE, Ala Eddin Contractor, Lotfi Qo	40,560.00
Occupied Palestinian Territories		ALA' AL-DEEN EXCAVATION CONTRACTING CO.	UAE, Ala' Eddin, Halabi II home	52,710.00
Occupied Palestinian Territories		ALA' AL-DEEN EXCAVATION CONTRACTING CO.	UAE, Ala' Eddin, Mowaffaq A. Rahman	49,100.00
Occupied Palestinian Territories		ALA' AL-DEEN EXCAVATION CONTRACTING CO.	UAE, Ala'Eddin Co, Rashid Moqadeh h	39,620.00
Occupied Palestinian Territories		ALA' AL-DEEN EXCAVATION CONTRACTING CO.	UAE, Ala'eddin Comp, Mustafa Dayyeh	51,090.00
Occupied Palestinian Territories		ALA' AL-DEEN EXCAVATION CONTRACTING CO.	UAE, Ala'eddin comp, adel Dawood	44,560.00
Occupied Palestinian Territories		ALA' AL-DEEN EXCAVATION CONTRACTING CO.	UAE, Ala'Eddin, Halabi I Home	52,670.00
Occupied Palestinian Territories		ALBATRANCOMPANY FOR CONSTRUCTION	UAE Final Payment, Al-Batran,	65,750.00
Occupied Palestinian Territories		ALBUSHRA ALWAIDA COMPANY FOR GENERAL CON	1st pay / UMM AL KHAIR	81,900.00
Occupied Palestinian Territories		ALBUSHRA ALWAIDA COMPANY FOR GENERAL CON	2nd pay / Um Al Kheir	38,330.00
Occupied Palestinian Territories		ALI ELIAS ALI ABU DAYAH	2nd pay / AL Ma'sarah	45,030.00
Occupied Palestinian Territories		ALI ELIAS ALI ABU DAYAH	First pay / Al Ma'sara	31,260.00
Occupied Palestinian Territories		AL-KHADDAR OFFICE FOR CONTRACTING	2nd pay/Barham&Rehan	54,490.00
Occupied Palestinian Territories		ALMARWA CONSTRUCTION &GENERAL TRADING CO	2nd pay / Civil Defence	67,350.00
Occupied Palestinian Territories		ALMARWA CONSTRUCTION &GENERAL TRADING CO	Final pay / Civil defense	74,170.00
Occupied Palestinian Territories		ALRAFIDDAIN TRADING & CONTRACTING EST.	Contracts	181,210.00
Occupied Palestinian Territories		ALRAFIDDAIN TRADING & CONTRACTING EST.	UAE, Rafidain, Shadi Shadid home	43,290.00
Occupied Palestinian Territories		ALSHEL COMPANY FOR INSTITUTIONAL DEVELO	KAP Survey for Al	44,380.00
Occupied Palestinian Territories		AL-ZAITOUN ENGINEERING CONTRACTING CO.	UOX's and rubble removal	836,010.00
Occupied Palestinian Territories		AMERICAN COLONY HOTEL JERUSALEM	Contracts	853,830.00
Occupied Palestinian Territories		AMERICAN COLONY HOTEL JERUSALEM	OQR/AmColRent/2009.12	166,600.00
Occupied Palestinian Territories		AMERICAN COLONY HOTEL JERUSALEM	OQR/AmColRent/2010.01	166,600.00
Occupied Palestinian Territories		AMERICAN COLONY HOTEL JERUSALEM	OQR/AmColRent/2010.04	170,770.00
Occupied Palestinian Territories		AMERICAN COLONY HOTEL JERUSALEM	OQR/FebruaryRent/2010.02	170,770.00
Occupied Palestinian Territories		AMERICAN COLONY HOTEL JERUSALEM	OQR/JuneRent/2010.06	170,770.00
Occupied Palestinian Territories		AMERICAN COLONY HOTEL JERUSALEM	OQR/MarchRent/2010.03	170,770.00
Occupied Palestinian Territories		AMERICAN COLONY HOTEL JERUSALEM	Rent Sep/Vat in separate vouch	170,770.00
Occupied Palestinian Territories		ARAB CENTER FOR AGRICULTURAL DEVELOPMENT	Contracts	504,200.00
Occupied Palestinian Territories		ARAB CONTRACTING AND CONSTRUCTION	2nd pay / Al Jeeb	123,300.00
Occupied Palestinian Territories		ARAB CONTRACTING AND CONSTRUCTION	3rd pay / KFW V Al Jeeb	31,720.00
Occupied Palestinian Territories		ARAB CONTRACTING AND CONSTRUCTION	5th pay / Batonia	53,370.00
Occupied Palestinian Territories		ARAB CONTRACTING AND CONSTRUCTION	Contracts	108,700.00
Occupied Palestinian Territories		BAIT ALHANDASA CO. (FOR CONTRACTOR)	4th pay / Pal Counseling	49,580.00
Occupied Palestinian Territories		BANK OF PALESTINE	Contracts	495,050.00
Occupied Palestinian Territories		BIRZEIT UNIVERSITY MAIN LIBRARY	Contracts	75,810.00
Occupied Palestinian Territories		BROTHERS CONTRACTING COMPANY	CIVIL WORK FOR MOFA- %20 OF TO	609,030.00
Occupied Palestinian Territories		CENTER FOR WOMEN'S LEGAL RESEARCH & COSU	Contracts	75,250.00
Occupied Palestinian Territories		CO-OPERATIVE AGRICULTURAL ASSOCIATION OF	Contracts	489,340.00
Occupied Palestinian Territories		DARA CONTRACTING CO.	1st pay Qalandia Women cen.	36,200.00
Occupied Palestinian Territories		DARA CONTRACTING CO.	KFW VI Qalandia Women and Heal	35,200.00
Occupied Palestinian Territories		DARWISH ABU MAJALEQ COMPANY	Cruching of concrete debris	341,500.00
Occupied Palestinian Territories		DELOITTE & TOUCHE	Audit Fees for PA Cash Assista	48,000.00
Occupied Palestinian Territories		EL TAWFIQ CO-OPERATIVE SOCIETY OF FISHER	Contracts	198,000.00
Occupied Palestinian Territories		ENGINEERING BROTHERS FOR CONTRACTING	1st pay / JWWTP	129,640.00
Occupied Palestinian Territories		ENGINEERING BROTHERS FOR CONTRACTING	2nd pay / JWWTP	119,570.00
Occupied Palestinian Territories		ENGINEERING BROTHERS FOR CONTRACTING	4th pay / JWWTP	104,520.00
Occupied Palestinian Territories		ENGINEERING BROTHERS FOR CONTRACTING	Contracts	128,420.00
Occupied Palestinian Territories		ENGINEERING CENTER FOR HEATING & AC CO.	Contracts	80,750.00
Occupied Palestinian Territories		FIRST TRADING AND CONTRACTING CO.	First Trading and Contracting	163,370.00
Occupied Palestinian Territories		FIRST TRADING AND CONTRACTING CO.	First Trading and Contracting Co.	330,800.00
Occupied Palestinian Territories		FIRST TRADING AND CONTRACTING CO.	Rehabilitation of abu Baker Al sidd	48,900.00
Occupied Palestinian Territories		FOUR SPORING CO. FOR CONSTRUCTION LTD.	JV - Beit Ummar	37,660.00
Occupied Palestinian Territories		GAZA SPORTING CLUB	Contracts	45,000.00
Occupied Palestinian Territories		GENERAL SYNDICATE OF MARINE FISHERS	Contracts	480,000.00
Occupied Palestinian Territories		GRUPPO DI VOLONTARIATO CIVILE G.V.C	Contracts	200,070.00
Occupied Palestinian Territories		IBRAHIM ISSA MATAR	Contracts	48,940.00
Occupied Palestinian Territories		IVORY COMPANY FOR GENERAL CONTRACTING	3rd pay / Kifil Haris	57,690.00
Occupied Palestinian Territories		IYAD AZEEZ MARYALEH	Rehabilitation of Qalqeia Dist	40,790.00
Occupied Palestinian Territories		IYAD AZEEZ MARYALEH	Rehabilitation of Qalqeia District	40,800.00
Occupied Palestinian Territories		JAFAR ISSA FOR CONTRACTING	3rd pay / Balata	34,290.00
Occupied Palestinian Territories		JUZOOR FOUNDATION FOR HEALTH&SOCIAL DEV	Contracts	219,990.00
Occupied Palestinian Territories		MA'AN DEVELOPMENT CENTER	Contracts	746,490.00
Occupied Palestinian Territories		MAHMOUD JAHJOUH SONS CO FOR TRD &CONT	Rehabilitation of Roads	178,770.00
Occupied Palestinian Territories		MAHMOUD JAHJOUH SONS CO FOR TRD &CONT	UXO's and rubble removal	957,150.00
Occupied Palestinian Territories		MAYTHAL OON PUPIC CO FOR INVESTMENT	Final pay / Tamoun	36,280.00
Occupied Palestinian Territories		MEDECINE DU MONDE SWITZERLAND	Contracts	106,820.00
Occupied Palestinian Territories		MESLEH FOR CONTRACTORS	3rd pay / Broqin	35,150.00
Occupied Palestinian Territories		MINISTRY OF HEALTH	Contracts	68,070.00
Occupied Palestinian Territories		MINISTRY OF JUSTICE	Contracts	276,510.00
Occupied Palestinian Territories		MOSTAR COMPANY FOR GENERAL CONTRACTING	1st \$ final pay/Mohd Abed	47,260.00
Occupied Palestinian Territories		MOSTAR COMPANY FOR GENERAL CONTRACTING	Mostar Comp. Mohd Abed Home	51,070.00
Occupied Palestinian Territories		NATIONAL INSURANCE CO. LTD	Vehicle Insurance	42,980.00
Occupied Palestinian Territories		NEW DELTA CONTRACTING COMPANY	2nd pay / Arab Al Jahaleen	33,720.00
Occupied Palestinian Territories		NEW DELTA CONTRACTING COMPANY	3rd pay / Arab Al jahaleen	31,890.00
Occupied Palestinian Territories		NIJAD CONTRACTING COMPANY	Tulkarem Hospital Construction	1,382,140.00
Occupied Palestinian Territories		OSAILY TRADING CONTRACTING COMPANY	Contracts	276,850.00
Occupied Palestinian Territories		OSAILY TRADING CONTRACTING COMPANY	detailed design, supply of mat	153,970.00
Occupied Palestinian Territories		PALESTINIAN AGRICULTURAL RELIEIF COMMITT	Contracts	1,030,870.00
Occupied Palestinian Territories		PALESTINIAN COUNSELING CENTER	Contracts	36,250.00
Occupied Palestinian Territories		REEF FINANCE	Loan Agr. 2 REEF- Pay 1.	100,000.00
Occupied Palestinian Territories		ROULA TONI ZAYAT	SSA Contractor ILD Phase III-Projec	42,000.00
Occupied Palestinian Territories		SAFFARINI & ASSOCIATES	Contracts/ second payment	37,930.00
Occupied Palestinian Territories		SAMARQUND FOR CONTRACTING	1st pay / Jorat Al Sham's	38,360.00
Occupied Palestinian Territories		SAMARQUND FOR CONTRACTING	2nd pay / ILO	64,380.00
Occupied Palestinian Territories		SAMARQUND FOR CONTRACTING	Contracts	85,310.00
Occupied Palestinian Territories		SAMI ASAD ATIYEH HADIYA	UAE, Abu Hadia Com. Mofeed Bedeir H	42,660.00
Occupied Palestinian Territories		SAMI ASAD ATIYEH HADIYA	UAE, Abu Hadia, M. Farekh home	43,830.00
Occupied Palestinian Territories		SAMI ASAD ATIYEH HADIYA	UAE, AbuHadia Com, Reyad Omar home	45,430.00
Occupied Palestinian Territories		SHALTAF GENERAL CONTRACTORS CO.	Reversal V-III/Qalandia Road	230,780.00
Occupied Palestinian Territories		SHAREK YOUTH FORUM	Contracts	50,000.00
Occupied Palestinian Territories		STATE CONSTRUCTION COMPANY	Final pay / Hebron Old City	40,760.00
Occupied Palestinian Territories		SUHAIL AL-SAQQA	Rental at Al Saqqa Gaza /ADM-2	160,000.00
Occupied Palestinian Territories		SUKHTIAN BROTHERS COMPANY	Lab Equipments- NCB Lot 1- Con	92,460.00
Occupied Palestinian Territories		SUKHTIAN BROTHERS COMPANY	NCB Lot 2 -Con # 58- Lab reage	116,950.00
Occupied Palestinian Territories		SUMER ENGINEERING & CONTRACTING	1st pay / VTC - Nablus	61,510.00
Occupied Palestinian Territories		SUMER ENGINEERING & CONTRACTING	2nd pay / NABLUS VTC	38,140.00
Occupied Palestinian Territories		SUMER ENGINEERING & CONTRACTING	3rd pay / Nablus VTC	33,770.00
Occupied Palestinian Territories		SUMER ENGINEERING & CONTRACTING	Final pay Const. / Nablus VTC	176,880.00
Occupied Palestinian Territories		SUNRISE CONTRACTING ESTABLISHMENT	3rd pay / IBSA	46,330.00
Occupied Palestinian Territories		SUNRISE CONTRACTING ESTABLISHMENT	5th pay / IBSA	40,020.00
Occupied Palestinian Territories		SUNRISE CONTRACTING ESTABLISHMENT	Contracts	872,020.00
Occupied Palestinian Territories		SUNRISE CONTRACTING ESTABLISHMENT	IBSA	133,430.00
Occupied Palestinian Territories		TAREK ALBETAWI AND BROTHERS CONT. CO.	KFW VI Qusra Community Center	65,100.00
Occupied Palestinian Territories		TARIFI CONTRACTING AND RECONSTRUCTION CO	2nd pay against amendment	185,400.00
Occupied Palestinian Territories		TARIFI CONTRACTING AND RECONSTRUCTION CO	3rd pay / Agro industrial road	399,830.00
Occupied Palestinian Territories		TARIFI CONTRACTING AND RECONSTRUCTION CO	Contracts	246,210.00
Occupied Palestinian Territories		TARIFI CONTRACTING AND RECONSTRUCTION CO	Fifth payment / Agro Road	130,560.00
Occupied Palestinian Territories		TARIFI CONTRACTING AND RECONSTRUCTION CO	First payment to the amendment	97,140.00

Major Contracts for Services Placed by Agency During 2010 (Contracts of \$30,000 or more)

Agency	Location of contractor	Name of contractor	Description of services	Contract value USD
UNDP Continued				
Occupied Palestinian Territories		THE CULTURE & FREE THOUGHT ASSOCIATION	Contracts	42,000.00
Occupied Palestinian Territories		THE EAST JERUSALEM YMCA	Loan and Guarantee payment	100,000.00
Occupied Palestinian Territories		THE PALESTIN. NETWRK FR SMALL&MICROFINAC	DEEP SHARAKEH -1st PAY. 40%	43,490.00
Occupied Palestinian Territories		THE PALESTIN. NETWRK FR SMALL&MICROFINAC	DEEP SHARAKEH -2nd PAY. 40%	43,490.00
Occupied Palestinian Territories		TOWER MECHANICAL EQUIPMENT COMPANY	12 m3 Compactor Truck	219,240.00
Occupied Palestinian Territories		TOWER MECHANICAL EQUIPMENT COMPANY	13 ton soil dump truck	137,380.00
Occupied Palestinian Territories		TOWER MECHANICAL EQUIPMENT COMPANY	30 ms Hook lift truck	442,900.00
Occupied Palestinian Territories		TOWER MECHANICAL EQUIPMENT COMPANY	8 m3 Compactor Truck	290,060.00
Occupied Palestinian Territories		TOWER MECHANICAL EQUIPMENT COMPANY	8m3 hook lift truck	96,060.00
Occupied Palestinian Territories		UNION OF AGRICULTURAL WORK COMMITTEES G.	Contracts	1,053,020.00
Occupied Palestinian Territories		UNITED NATIONS POPULATION FUND	Contracts	450,950.00
Occupied Palestinian Territories		UNIVERSITY COLLEGE OF APPLIED SCIENCES	Contracts	137,500.00
Occupied Palestinian Territories		WOMEN'S AFFAIRS CENTER	Contracts	56,000.00
Occupied Palestinian Territories		WOMEN'S AFFAIRS TECHNICAL COMMITTEE	Contracts	42,000.00
Occupied Palestinian Territories		ZETA CO. CONTRACTING & PUBLIC UNDERTAKIN	UAE, Zeita Com. Tayseer Hassan Home	42,190.00
Oman		SAUD BAHWAN AUTOMOTIVE LLC	Supply of Toyota LHD Hilux Dou	49,100.00
Pakistan		AGA KHAN RURAL SUPPORT PROGRAMME	20% Payment for Mobilization A	58,270.00
Pakistan		AGA KHAN RURAL SUPPORT PROGRAMME	20% Payment for Mobilization Advanc	58,270.00
Pakistan		AGA KHAN RURAL SUPPORT PROGRAMME	20% Payment upon submission of fina	58,270.00
Pakistan		AGA KHAN RURAL SUPPORT PROGRAMME	30% Payment upon submission of firs	87,410.00
Pakistan		AGA KHAN RURAL SUPPORT PROGRAMME	30% Payment upon submission of seco	87,410.00
Pakistan		AJK Rural Support Programme	20% Payment for Mobilization A	60,030.00
Pakistan		AWAMI DEVELOPMENT ORGANIZATION (ADO)	20% Payment for Mobilization A	56,650.00
Pakistan		AWAMI DEVELOPMENT ORGANIZATION (ADO)	20% Payment for Mobilization Advanc	56,650.00
Pakistan		AWAMI DEVELOPMENT ORGANIZATION (ADO)	20% Payment upon submission of fina	56,650.00
Pakistan		AWAMI DEVELOPMENT ORGANIZATION (ADO)	30% Payment upon submission of	84,460.00
Pakistan		AWAMI DEVELOPMENT ORGANIZATION (ADO)	30% Payment upon submission of firs	84,970.00
Pakistan		AWAMI DEVELOPMENT ORGANIZATION (ADO)	30% Payment upon submission of seco	84,970.00
Pakistan		BALUCHISTAN RURAL SUPPORT PROGRAMME	20% Payment for Mobilization A	59,980.00
Pakistan		BIOSALINE-II	FR - Biosaline Sep 2010	121,050.00
Pakistan		BIOSALINE-II	FR - Biosaline Aug 2010	177,620.00
Pakistan		BIOSALINE-II	FR Biosaline-II - June 2010	526,900.00
Pakistan		BIOSALINE-II	FR Biosaline-II - May 2010	397,120.00
Pakistan		BIOSALINE-II	FR Biosaline-II October 2010	43,900.00
Pakistan		BIOSALINE-II	FR-Biosaline-II March-2010	228,530.00
Pakistan		BIOSALINE-II	FR-Biosaline-II Feb-2010	141,520.00
Pakistan		CENTRE OF EXCELLENCE FOR RURAL DEV.	20% Payment for Mobilization A	60,000.00
Pakistan		Church World Service-Pak/Afg	20% Payment for Mobilization A	59,150.00
Pakistan		DWP TECHNOLOGIES (PVT) LIMITED	Procurement of LAN/WAN CISCO E	83,420.00
Pakistan		FARMERS DEVELOPMENT ORGANIZATION	20% Payment for Mobilization A	60,270.00
Pakistan		FARMERS DEVELOPMENT ORGANIZATION	30% Payment upon submission of	86,720.00
Pakistan		GEN PROM PROJECT - FAISALABAD	Correction of BL for Technopak	84,020.00
Pakistan		GEN PROM PROJECT-KARACHI	Corr. Vhr # 62230 Technopak	56,010.00
Pakistan		GENDER BASED GOVERNANCE SYS PROJ PUNJAB	FR GBG Punjab APRIL 2009	43,510.00
Pakistan		GENDER BASED GOVERNANCE SYS PROJ PUNJAB	FR GBG PUNJAB Jun 2009	82,170.00
Pakistan		GENDER BASED GOVERNANCE SYS PROJ PUNJAB	FR GBG PUNJAB MAR 2010	95,810.00
Pakistan		GENDER BASED GOVERNANCE SYS PROJ PUNJAB	FR GBG Punjab May 2010	87,360.00
Pakistan		GENDER BASED GOVERNANCE SYS PROJ PUNJAB	GBGS-Punjab FR Sep 2010	30,490.00
Pakistan		GENDER BASED GOVERNANCE SYSTEMS NWFP	FR GBG NWFP JUN 10	37,780.00
Pakistan		GENDER BASED GOVERNANCE SYSTEMS NWFP	FR GBG NWFP MAY 10	49,100.00
Pakistan		GENDER BASED GOVERNANCE SYSTEMS SINDH	FR GBG SINDH JUN 10	35,320.00
Pakistan		GENDER BASED GOVERNANCE SYSTEMS SINDH	FR GBG SINDH MAR 2010	42,480.00
Pakistan		IMT COMPANY	Demurrages Charges for 7 Armou	43,850.00
Pakistan		INDUS RESOURCE CENTRE	20% Payment for Mobilization A	59,800.00
Pakistan		INNOVATIVE DEVELOPMENT ORGANIZATION	20% Payment for Mobilization A	58,000.00
Pakistan		INNOVATIVE DEVELOPMENT ORGANIZATION	20% Payment for Mobilization Advanc	58,000.00
Pakistan		INNOVATIVE DEVELOPMENT ORGANIZATION	20% Payment upon submission of fina	58,000.00
Pakistan		INNOVATIVE DEVELOPMENT ORGANIZATION	30% Payment upon submission of firs	87,000.00
Pakistan		INNOVATIVE DEVELOPMENT ORGANIZATION	30% Payment upon submission of seco	87,000.00
Pakistan		JUST PEACE INTERNATIONAL	20% Payment for Mobilization A	54,540.00
Pakistan		JUST PEACE INTERNATIONAL	20% Payment for Mobilization Advanc	54,540.00
Pakistan		JUST PEACE INTERNATIONAL	20% Payment upon submission of fina	54,540.00
Pakistan		JUST PEACE INTERNATIONAL	30% Payment upon submission of firs	81,800.00
Pakistan		JUST PEACE INTERNATIONAL	30% Payment upon submission of seco	81,800.00
Pakistan		MASS AWARENESS FOR WATER CONSERVATION	FR February 2010 - MAWCD	35,610.00
Pakistan		MASS AWARENESS FOR WATER CONSERVATION	FR July 2010 - MAWCD	32,160.00
Pakistan		MASS AWARENESS FOR WATER CONSERVATION	FR March 2010 - MAWCD	31,160.00
Pakistan		MOHAMMAD KHALID	Expense Distribution	79,060.00
Pakistan		ONE UN DRM PROGRAMME	FR 4 One Un DRM-Apr10	88,100.00
Pakistan		ONE UN DRM PROGRAMME	FR for One Un DRM-June	262,410.00
Pakistan		ONE UN DRM PROGRAMME	FR for One Un DRM-May	172,050.00
Pakistan		ONE UN DRM PROGRAMME	FR for the m/o Oct-One Un	157,520.00
Pakistan		ONE UN DRM PROGRAMME	FR July for one Un DRM-Aug	75,510.00
Pakistan		ONE UN DRM PROGRAMME	FR July for one Un DRM-Sep	81,210.00
Pakistan		ONE UN DRM PROGRAMME	Reversal of Voucher 65347	232,300.00
Pakistan		PARTICIPATORY EFFORT FOR HEALTHY ENVIRON	Final Pyt of 3rd Instalment	82,080.00
Pakistan		PATTAN DEVELOPMENT ORGANIZATION	20% Payment for Mobilization A	60,000.00
Pakistan		QAZI MUHAMMAD USMAN	Consultancy Fee	32,520.00
Pakistan		RABT Development Organization	20% Payment for Mobilization A	54,540.00
Pakistan		RABT Development Organization	20% Payment for Mobilization Advanc	54,540.00
Pakistan		RABT Development Organization	20% Payment upon submission of fina	54,540.00
Pakistan		RABT Development Organization	30% Payment upon submission of firs	81,810.00
Pakistan		RABT Development Organization	30% Payment upon submission of seco	81,810.00
Pakistan		RESEARCH AND DEVELOPMENT FOUNDATION	Final Pyt of 3rd Instalment	105,400.00
Pakistan		Sabaaan Development Organization	20% Payment for Mobilization A	53,630.00
Pakistan		Sabaaan Development Organization	20% Payment for Mobilization Advanc	53,630.00
Pakistan		Sabaaan Development Organization	20% Payment upon submission of fina	53,630.00
Pakistan		Sabaaan Development Organization	30% Payment upon submission of firs	80,450.00
Pakistan		Sabaaan Development Organization	30% Payment upon submission of seco	80,450.00
Pakistan		SARHAD RURAL SUPPORT PROGRAMME	30% Payment upon submission of firs	44,980.00
Pakistan		SARHAD RURAL SUPPORT PROGRAMME	30% Payment upon submission of seco	44,980.00
Pakistan		SARHAD RURAL SUPPORT PROGRAMME PESHAWAR	FR Re-Live March 2010	119,720.00
Pakistan		SARHAD RURAL SUPPORT PROGRAMME-PD	1st Instalment to SRSP	175,600.00
Pakistan		STRENGTHENING DEM THROUGH PARLIAMENT-II	SDPD-II FR August 2010	35,610.00
Pakistan		STRENGTHENING DEM THROUGH PARLIAMENT-II	SDPD-II FR May 2010	74,880.00
Syed, Khalid Jamil			amendment #3, 110 WD x US\$500.00. T	33,000.00
Pakistan		TECHNICAL ASSISTANCE FOR MANAGEMENT EART	Expense Distribution	83,910.00
Pakistan		TECHNICAL ASSISTANCE FOR MANAGEMENT EART	FR 4 TAMEER-June2010	74,830.00
Pakistan		TECHNICAL ASSISTANCE FOR MANAGEMENT EART	FR 4 TAMEER-May 2010	126,750.00
Pakistan		TECHNICAL ASSISTANCE FOR MANAGEMENT EART	FR for July2010-TAMEER	63,750.00
Pakistan		TECHNICAL ASSISTANCE FOR MANAGEMENT EART	FR for Sep 2010-TAMEER	72,550.00
Pakistan		TECHNICAL ASSISTANCE FOR MANAGEMENT EART	FR for TAMEER/Nov2010	109,880.00
Pakistan		TOURISM PROMOTION SERVICES PAKISTAN) LTD	RENT AND MAINTENANCE AUG-DEC10	275,560.00
Pakistan		TOURISM PROMOTION SERVICES PAKISTAN) LTD	RENT SBC AUG-DEC 2010 SECURITY COST	41,050.00
Pakistan		TOURISM PROMOTION SERVICES PAKISTAN) LTD	RENT SBC AUG-DEC 2010 LUNDSS	68,370.00
Pakistan		UFFAQ Development Organization (UDO)	20% Payment for Mobilization A	49,360.00
Pakistan		UFFAQ Development Organization (UDO)	20% Payment for Mobilization Advanc	49,360.00
Pakistan		UFFAQ Development Organization (UDO)	20% Payment upon submission of fina	49,360.00
Pakistan		UFFAQ Development Organization (UDO)	30% Payment upon submission of firs	74,040.00
Pakistan		UFFAQ Development Organization (UDO)	30% Payment upon submission of seco	74,040.00
Pakistan		UNITED NATIONS CHILDRENS FUND	Salary May-Dec 2010	40,620.00
Pakistan		WOMEN SOCIAL ORGANIZATION	20% Payment for Mobilization A	54,960.00
Pakistan		WOMEN SOCIAL ORGANIZATION	20% Payment for Mobilization Advanc	54,960.00
Pakistan		WOMEN SOCIAL ORGANIZATION	20% Payment upon submission of fina	54,960.00
Pakistan		WOMEN SOCIAL ORGANIZATION	30% Payment upon submission of	82,300.00
Pakistan		WOMEN SOCIAL ORGANIZATION	30% Payment upon submission of firs	82,450.00
Pakistan		WOMEN SOCIAL ORGANIZATION	30% Payment upon submission of seco	82,450.00
Pakistan		YASMIN KHANUM	Rent of UN House 12 April -May	52,060.00
Pakistan		YASMIN KHANUM	Rent of UN House 12 for the pe	78,100.00
Pakistan		YASMIN KHANUM	Rent of UN House 12 from July	52,320.00

Major Contracts for Services Placed by Agency During 2010 (Contracts of \$30,000 or more)

Agency	Location of contractor	Name of contractor	Description of services	Contract value USD
UNDP Continued				
Pakistan		YASMIN KHANUM	Rent of UN House 12 of Feb-Mar	52,320.00
Pakistan		Ziyad QAMAR	External Relations Consultant - res	40,500.00
Panama		ARDEN & PRICE INC.	F.08-0112-E ELABORACIÓN DEL PL	89,250.00
Panama		ATLANTIC PACIFIC EQUIPMENT SERVICES	F.10-0009-A DEL PS462184 PAGO	53,610.00
Panama		ATLANTIC PACIFIC EQUIPMENT SERVICES	F.10-0011-A Page2	34,600.00
Panama		ATLANTIC PACIFIC EQUIPMENT SERVICES	F.10-0011-A / Alquiler de 1 Gr	31,050.00
Panama		BOMBASA	PS52224 PAGO #1 CONTRATO F.10-	162,850.00
Panama		BOMBASA	PS52224 PAGO #1 CONTRATO F.10-0025-	162,850.00
Panama		CABLE ONDA, S.A.	Servicio de Centro de Llamadas	328,060.00
Panama		CABLE ONDA, S.A.	Servicios de telefonía, implem	242,350.00
Panama		CAJA DE SEGURO SOCIAL	Cta obr-patro feb-2010	110,000.00
Panama		CAJA DE SEGURO SOCIAL	Cta.Obre-Patro abril 2010	68,080.00
Panama		CAJA DE SEGURO SOCIAL	cuota obre-patron Ene-10	114,510.00
Panama		CAJA DE SEGURO SOCIAL	Cuota obr-patro Dic-09	116,200.00
Panama		CAJA DE SEGURO SOCIAL	Cuota obr-patro mar10	51,540.00
Panama		CAPITAL CONSTRUCTION, S.A.	F.09-0062-C / Construcción del	59,100.00
Panama		CAPITAL CONSTRUCTION, S.A.	F.09-0062-C / CTA#2	30,050.00
Panama		CENTRO PARA LA INVESTIGACION EN SISTEMAS	F-07-0375-A. Asistencia Técnica	59,810.00
Panama		CEPSA	F.09-0035-A ELABORACION DE PLA	37,360.00
Panama		CEPSA	F.09-0035-D /CTA#3	37,360.00
Panama		COMPAÑIA INGENIERIA SANTIAGO, S.A.	F-10-0051-A REPARACION Y ADECU	62,590.00
Panama		COMPAÑIA INGENIERIA SANTIAGO, S.A.	F-10-0051-B REPARACION Y ADECU	45,340.00
Panama		COMPAÑIA INTERNACIONAL DE SEGUROS, S.A.	F.09-0087-B POR EJECUCION DE F	1,055,290.00
Panama		CONCEPTOS Y ESPACIOS, S.A.	F.08-0238-D Sistema de alcanta	517,930.00
Panama		CONSORCIO CEREBRO- GENIOS	F.09-0027-B Page6 por servici	56,450.00
Panama		CONSORCIO CEREBRO- GENIOS	F.09-0027-B Page8 por servici	38,220.00
Panama		CONSORCIO ECO FLUIDS	F.09-0065-A. Programa de Capac	42,250.00
Panama		CONSTRUCTORA E INVERSIONES JACA, S.A.	F.09-0096-A Construcción de le	138,800.00
Panama		CONSTRUCTORA TIA MARIA, S.A.	F.07-0360 PAGO 10%	227,520.00
Panama		CONSTRUCTORA Y SERVICIOS ISIS HERRERA,SA	PS62184 SP304 PAGO DEL 100% DE	42,560.00
Panama		CORP. DE NEGOCIOS Y OBRAS CIVILES, S.A.	F.09-0022-C. Construcción de l	262,200.00
Panama		CSA GROUP PANAMA INC.	F.07-0177-C Levantamiento de R	233,720.00
Panama		DATA BASE SOLUTIONS, S.A.	Suministro de licencias de bas	32,300.00
Panama		EDIFICACIONES E INSTALACIONES, S.A.	F.10-0038-A REPARACION Y ADECU	46,520.00
Panama		EVENTOS Y PRODUCCIONES DE BTL, S.A.	Primer pago equivalente al 25	73,320.00
Panama		EVENTOS Y PRODUCCIONES DE BTL, S.A.	Segundo pago equivalente al 25	73,320.00
Panama		EVENTOS Y PRODUCCIONES DE BTL, S.A.	Tercer pago equivalente al 50%	146,640.00
Panama		F. G. GUARDIA Y ASOCIADOS, S.A.	F.08-0095-B/ Servicios de Cons	55,230.00
Panama		FACTOR GLOBAL INC.	Expense Distribution	244,540.00
Panama		FACTOR GLOBAL INC.	F-07-0167-G. Estudio y diseño	89,730.00
Panama		FACTOR GLOBAL INC.	F-07-0167-H. CTA#13	105,200.00
Panama		FACTOR N. CONSULTORIA TECNICA, S.L.	F.09-0084-C / Consultoría para	62,820.00
Panama		FUNDACION CIUDAD DEL SABER	RENTA UNH EN-MARZO 2010	58,090.00
Panama		GDL CONSULTORES	F.09-0002-B DIAGNOSTICO SOCIOE	44,150.00
Panama		GOMEZ PATIÑO GOMEZ LTDA.	F.07-0165-F. CTA 22 Construcc	585,920.00
Panama		GOMEZ PATIÑO GOMEZ LTDA.	F.07-0165-G. Construcción del	157,690.00
Panama		GOMEZ PATIÑO GOMEZ LTDA.	F.07-0165-H Construcción del S	444,070.00
Panama		GOMEZ PATIÑO GOMEZ LTDA.	F.07-0165-I 20%Anticipo	88,150.00
Panama		GOMEZ PATIÑO GOMEZ LTDA.	F.07-0165-I Construcción del S	86,560.00
Panama		GOMEZ PATIÑO GOMEZ LTDA.	F.07-0165-I CTA#28	137,300.00
Panama		HERCAL SUPPLIES, S.A.	F.09-0078-A Consultoría para	97,500.00
Panama		IMPORTADORA GUIBURG, S.A.	F.07-0233-G 10% Reten.Fin	47,430.00
Panama		IMPORTADORA GUIBURG, S.A.	F.07-0236-G/ SISTEMA ELECTRICO	50,020.00
Panama		INGENIERIA BALBOA, S.A.	En concepto de pago por trabaj	79,090.00
Panama		INV. FERNANDEZ ESPINA HNOS, SA	PS46852 SCD SERVICIOS DE HOSPE	48,750.00
Panama		INVERSIONES RAJUP CHIRIQUI, S.A.	F.10-0021-A / Acueducto para l	219,410.00
Panama		LYRIC ELECTRONICS LTD., S.A.	CONTRATO GOBIERNO	4,828,960.00
Panama		MANUEL ANTONIO ESKILDSEN ALFARO	P-09-0625-C. Consultor para ra	54,000.00
Panama		MATERIALES JOSE MORENO Y CIA., S.A.	F.08-0157 PAGO 3 FEND	45,630.00
Panama		MINISTERIO DE SALUD-PAISS-MINSA	20% DE ANTICIPO DE CONVENIO DE	127,380.00
Panama		MINISTERIO DE SALUD-PAISS-MINSA	CUARTA RONDA DEL CONVENIO DE G	59,790.00
Panama		MINISTERIO DE SALUD-PAISS-MINSA	Cuarta Ronda del Convenio de G	44,580.00
Panama		MINISTERIO DE SALUD-PAISS-MINSA	Cumplimiento de los indicadores	85,420.00
Panama		MINISTERIO DE SALUD-PAISS-MINSA	Fondos no reembolsados por BID	332,730.00
Panama		MINISTERIO DE SALUD-PAISS-MINSA	Gasto reembolsado por el BID	126,140.00
Panama		MINISTERIO DE SALUD-PAISS-MINSA	Gastos reembolsados por BID	198,740.00
Panama		MINISTERIO DE SALUD-PAISS-MINSA	Gastos reembolsados por el BID	503,500.00
Panama		MINISTERIO DE SALUD-PAISS-MINSA	INDICADORES DEL SEGUNDO CUATRI	161,900.00
Panama		MINISTERIO DE SALUD-PAISS-MINSA	Quinta ronda del Convenio de G	58,360.00
Panama		MINISTERIO DE SALUD-PAISS-MINSA	Segundo cuatrimestre del Conve	63,690.00
Panama		MINISTERIO DE SALUD-PAISS-MINSA	Sexta ronda de. convenio de Ge	56,730.00
Panama		MINISTERIO DE SALUD-PAISS-MINSA	TERCERA RONDA DEL CONVENIO DE	44,580.00
Panama		MOVING TECHNOLOGY, SA	suministro de licencias de aud	49,960.00
Panama		MULTISERVICE AND CONSTR. ATLANTIC	F.08-0013-A CONSTRUCCIÓN DE LA	50,260.00
Panama		NIPPON KOEI CO., LTD.	F.07-0083-C/ Servicio e Inspec	340,320.00
Panama		NIPPON KOEI CO., LTD.	F.07-0083-D/ Servicio e Inspec	78,790.00
Panama		OMNICONSULT, S.A.	Contrato F.06-0036-C Elaboraci	77,430.00
Panama		PAGO EXPRESS, S.A.	F.09-0005-E CONSTRUCCIÓN DE ED	108,520.00
Panama		PAGO EXPRESS, S.A.	F.09-0005-F CTA 8 CONSTRUCCIÓN	83,880.00
Panama		PAGO EXPRESS, S.A.	F.F.09-0005-F. Pago del 10%	61,650.00
Panama		PANAMA CAR RENTAL, S.A.	ALQUILER VEHICULOS PERIODO 200	32,080.00
Panama		PLANILLA INADEH	Planilla adicional correspondi	213,660.00
Panama		PLANILLA INADEH	Planilla correspondiente al 15	299,110.00
Panama		PLANILLA INADEH	Planilla de enero 2010	503,070.00
Panama		PLANILLA INADEH	Planilla de febrero	269,610.00
Panama		PLANILLA INADEH	Planilla Marzo 2010	226,450.00
Panama		PRICEWATERHOUSECOOPERS INTERAMERICA S.A.	Implementación de un Sistema d	6,832,100.00
Panama		PRO NOVA, S.A.	Entrega Cronograma de Trabajo	40,780.00
Panama		PRO NOVA, S.A.	Finalización Substancial de Ob	61,170.00
Panama		PRO NOVA, S.A.	Finalización Total de Obras -	101,950.00
Panama		PROCOMON S. A.	F.08-0015-G Diseños finales. p	178,040.00
Panama		PROCOMON S. A.	F.08-0015-H. 10% retención	237,260.00
Panama		PROCOMON S. A.	F.08-0015-H. CTA#13	85,370.00
Panama		PROCOMON S. A.	F.08-0015-H. CTA12	151,840.00
Panama		PROCOMON S. A.	F.10-0026-A / Sist. de Alcanta	99,020.00
Panama		PROMOCION MEDICA, S.A.	Equipamiento y suministros de mater	171,520.00
Panama		R. J. INVERSIONES, S.A.	F.08-0191-C CONSTRUCCION DEL C	500,110.00
Panama		R. J. INVERSIONES, S.A.	F.08-0191-D CTA6	233,750.00
Panama		R. J. INVERSIONES, S.A.	F.08-0191-D CTA#7 CONSTRUCCION	84,020.00
Panama		SAGA COMMERCIAL GROUP	Pago por boletos aereos	59,670.00
Panama		SALUD- PANAMA, S.A.	F.09-0086-A/ Levantamiento del	32,220.00
Panama		SEGURIDAD PERMANENTE Y PROTECCION, S.A.	CONT SERV INSTITUCIONAL DE-14-	173,880.00
Panama		SEGURIDAD PERMANENTE Y PROTECCION, S.A.	Expense Distribution	86,940.00
Panama		SSA SISTEMAS, S.A.	F.07-0234-G. Análisis, Desarro	104,980.00
Panama		TECNOLOGIA, SERVICIOS, INGENIERIA	F.10-0057-A / cta#1 Rehabilita	34,680.00
Panama		TESORO NAC. 55701384662DV28	F.10-0016-A /CTA#1 ITBMS 50%	43,870.00
Panama		TESORO NAC. 55701384662DV28	PD-ST-01-08 PAGO ITBMS	167,990.00
Panama		TESORO NAC. 55701384662DV28	PD-ST-02-08 PAGO ITBMS	77,730.00
Panama		TESORO NAC. 8-NT-1-12642 DV 94	Expense Distribution	163,300.00
Panama		THE LOUIS BERGER GROUP INC.	F.08-0032-C/ e optimización en	1,498,900.00
Panama		TOMAS SOSA M.	PS46285	39,500.00
Panama		TOMAS SOSA M.	PS46285 contrato insitucional	31,600.00
Panama		TRANSCARIBE TRADING, S.A.	F.10-0016-A / CTA#1	1,172,070.00
Panama		UNDP REPRESENTATIVE ACCOUNT	Recuperación de costos de: MAP	55,260.00
Papua New Guinea		ERIC KWA	SSA PYMT-11 DEC 09-19 APR 2010	34,350.00
Papua New Guinea		G4S SECURE SOLUTIONS (PNG)	April 2010 contract payment	37,330.00
Papua New Guinea		G4S SECURE SOLUTIONS (PNG)	feb 2010 contract payment.	37,330.00
Papua New Guinea		G4S SECURE SOLUTIONS (PNG)	Jan 2010 contract payment	37,330.00
Papua New Guinea		G4S SECURE SOLUTIONS (PNG)	march 2010 contract payment	37,330.00
Papua New Guinea		G4S SECURE SOLUTIONS (PNG)	May 2010 contract payment	37,330.00

Major Contracts for Services Placed by Agency During 2010 (Contracts of \$30,000 or more)

Agency	Location of contractor	Name of contractor	Description of services	Contract value USD
UNDP Continued				
Papua New Guinea		G4S SECURE SOLUTIONS (PNG)	UNDP:Core Contract PMT-4th QTR	121,960.00
Papua New Guinea		G4S SECURE SOLUTIONS (PNG)	UNDP:Core Contri PMT-3rd QTR10	143,460.00
Papua New Guinea		Holiday Inn	Accom-WIL W/shop HC Visit	51,030.00
Papua New Guinea		L J HOOKER Port Moresby	Nov 2009-Dec 2010	37,210.00
Papua New Guinea		L J HOOKER Port Moresby	Rental for Level 14	155,310.00
Papua New Guinea		L J HOOKER Port Moresby	UN House Rent 03rd QTR,2010	79,680.00
Papua New Guinea		L J HOOKER Port Moresby	UN House Rent 4th QTR	79,680.00
Paraguay		ANGEL DEL ROSARIO PEREZ FERNANDEZ	Honorarios mes: /2010	163,660.00
Paraguay		APONTE LATORRE SA	Honorarios mes: /2010	644,520.00
Paraguay		AUDICON	Honorarios mes: /2010	174,370.00
Paraguay		CONDOMINIO EDIFICIO FINANSUD	Ajuste Vchr ID 114574	30,650.00
Paraguay		CONDOMINIO EDIFICIO FINANSUD	Alquiler Edificio Sem 1, 2010	31,350.00
Paraguay		CONDOMINIO EDIFICIO FINANSUD	Sem 2 Alquiler incluy mejoras	30,650.00
Paraguay		CONSORCIO ANTEQUERA TRES	Honorarios mes: /2010	812,280.00
Paraguay		ENVIING S.R.L	Honorarios mes: /2010	50,320.00
Paraguay		ENVIING S.R.L	Pago final ret.cauc.climat. pi	59,710.00
Paraguay		ITASA SA	Honorarios mes: /2010	412,790.00
Paraguay		PUERTO MADERA DE ENIO VARELA VERON	Pago 100 Certif. 1 Juegos Inf.	30,280.00
Paraguay		TELESPAZIO ARGENTINA SA	Primer pago de informe y revis	76,000.00
Paraguay		THYSSENKRUPP ELEVADORES S.R.L.	Honorarios mes: /2009	42,100.00
Peru		ADEXUS PERU SA	1ER PROD.LICENC.SOFTWARE CONS.	90,940.00
Peru		ADEXUS PERU SA	2 PROD.15% CONSULT.SERV.IMPL.S	57,810.00
Peru		ADVANCED LOGISTICS GROUP ANDINA S.A.C.	2DO. PAGO CONTRA PRESENT.ENTRE	36,000.00
Peru		ADVANCED LOGISTICS GROUP ANDINA S.A.C.	PRIMER PAGO 50% PRESENT.INF.6	31,000.00
Peru		ALUBORG S R L	1 30% OP.FERIAL TRAVEL MART	71,440.00
Peru		ALUBORG S R L	2 40% OP.FERIAL TRAVEL MART	95,250.00
Peru		ALUBORG S R L	OPER.FILIAL TRAVEL MART LATINO	71,440.00
Peru		CENTRO DE EST Y PREV DE DESASTRES	Consultoria Fortalecimiento Ca	224,730.00
Peru		CENTRO DE EST Y PREV DE DESASTRES	Consultoria Fortalecimiento Capacid	299,640.00
Peru		CESEL SA	ARG/07/008- INV 7574	53,790.00
Peru		CESEL SA	ARG/07/008-INV 8049	96,820.00
Peru		CESEL SA	ARG/07/008-INV 8329/330	201,200.00
Peru		CESEL SA	ARG/07/008-INV.7820	57,990.00
Peru		CLI ALMACENAJE Y DISTRIBUCION SA	SERV. TRANSPORTE MATERIAL	44,380.00
Peru		DATUM INTERNACIONAL SA	2DO ULTIM.PAGO ESTUD.TEND.CONS	36,860.00
Peru		DATUM INTERNACIONAL SA	ELAB.EST.TENDENCIAS CONSUMIDOR	36,210.00
Peru		DAXCAR SAC	Servicio de instalacion de CCT	31,660.00
Peru		EMPRESA EDITORA EL COMERCIO SA	ELAB.OBRA LA PARTIC.PERU:AUDIE	39,000.00
Peru		EXPOSISTEMAS SERVICIOS SAC	1ERA ARMAD.30% - 3%GARANT.OPER	201,400.00
Peru		EXPOSISTEMAS SERVICIOS SAC	2 40%MENOS 4%GARANT.PERU MODA	268,530.00
Peru		EXPOSISTEMAS SERVICIOS SAC	3 ARM.30%MENOS 3%GARANTIA	201,400.00
Peru		EXPOSISTEMAS SERVICIOS SAC	4 ULTIMO PAGO DEV.10% GARANTIA	74,590.00
Peru		G.C. MOSS SAC	SERV. CABLEADO ESTR SEDE INDEC	35,370.00
Peru		IPSOS APOYO OPINION Y MERCADO SA	CONSULT.INVEST.DE MERCADO, EST	49,740.00
Peru		JORGE MANUEL ALVAREZ LAM	SC PNUD PROY 00062377	35,000.00
Peru		LUIS EFRAIN SALAS VINATEA	2 ULTIMO PAGO 70% CONTR.PRODU	61,900.00
Peru		ONG COOPERAZIONE INTERNAZIONALE	Consultoria Elaboracion Sistem	292,500.00
Peru		ONG COOPERAZIONE INTERNAZIONALE	Consultoria Fortalecimiento Ca	298,990.00
Peru		PA - PNUD PROYECTO No 0050757	REV.ANTIC.FOND.50757 SET	32,000.00
Peru		PROMOTORA INTERAMERICANA DE SERVICIOS SA	SERV. LIMPIEZA Y MANTENIMIENTO	186,330.00
Peru		PROMOTORA INTERAMERICANA DE SERVICIOS SA	SERV. LIMP MANT PJ 1-30/09/10	215,770.00
Peru		PROMOTORA INTERAMERICANA DE SERVICIOS SA	SERV. LIMP MANTEN PJ 1-30/11/10	214,230.00
Peru		PROMOTORA INTERAMERICANA DE SERVICIOS SA	SERV. LIMPIE. MANTEN PJ OCT10	214,230.00
Peru		PROMOTORA INTERAMERICANA DE SERVICIOS SA	SERV. LIMPIEZA PJ 1-31/08/10	215,770.00
Peru		PROSEGURIDAD SA	SERV VIGILANCIA CJPC AB A JUL	34,230.00
Peru		Ricardo Edmundo LEURIDAN	Reardo L SSA Oct 4 2010 to April 3	52,400.00
Peru		RIMAC INTERNACIONAL CIA DE SEGUROS Y REA	ASIS MEDICA COLEC POLIZAS 4001	56,080.00
Peru		RIMAC INTERNACIONAL CIA DE SEGUROS Y REA	ASIST.MED.COLEC.7-10/7/11/10	47,360.00
Peru		RIMAC INTERNACIONAL CIA DE SEGUROS Y REA	ASIST.MED.COLECTIVAS	47,070.00
Peru		RIMAC INTERNACIONAL CIA DE SEGUROS Y REA	ASIST.MED.COLECTIVAS POLIZ	197,580.00
Peru		RIMAC INTERNACIONAL CIA DE SEGUROS Y REA	ASIST.MEDIC.COLECT.7/7-7/9	95,150.00
Peru		RIMAC INTERNACIONAL CIA DE SEGUROS Y REA	ASIST.MEDIC.COLECT.PJ	56,170.00
Peru		RIMAC INTERNACIONAL CIA DE SEGUROS Y REA	ASIST.MEDIC.COLECT.POLIZA.VIDA	81,800.00
Peru		RIMAC INTERNACIONAL CIA DE SEGUROS Y REA	PAG.POLIZ.SEG.MULTIR.3D.VEH.IA	1,119,190.00
Peru		RIMAC INTERNACIONAL CIA DE SEGUROS Y REA	PAGO POLIZA VIDA LEY 7/09-7/10	40,660.00
Peru		RIMAC INTERNACIONAL CIA DE SEGUROS Y REA	POLIZ ASIS.MEDICA 7/9-7/10/10	47,160.00
Peru		RIMAC INTERNACIONAL CIA DE SEGUROS Y REA	POLIZA ASISTENC.MEDICA COLECTI	95,290.00
Peru		RIMAC INTERNACIONAL CIA DE SEGUROS Y REA	POLIZA VIDA LEY EMPLEADOS	67,500.00
Peru		RIMAC INTERNACIONAL CIA DE SEGUROS Y REA	POLIZA VIDA-LEY EMP 7/JULTAGOST	40,320.00
Peru		RIMAC INTERNACIONAL CIA DE SEGUROS Y REA	SEG.VIDA LEY POLIZAS VAIRAS	103,180.00
Peru		RIMAC INTERNACIONAL CIA DE SEGUROS Y REA	VIDA LEY EMPL.POLIZ 7/07-08	40,250.00
Peru		RIMAC INTERNACIONAL CIA DE SEGUROS Y REA	VIDA LEY EMPLEAD.POLIZAS	66,000.00
Peru		RIMAC INTERNACIONAL CIA DE SEGUROS Y REA	VIDA LEY-EMPLEAD.7/08-7/09	40,500.00
Peru		RIMAC INTERNACIONAL CIA DE SEGUROS Y REA	VIDA LEY-EMPLEAD.ASIST.MEDICA	81,800.00
Peru		RIMAC INTERNACIONAL CIA DE SEGUROS Y REA	VIDA LEY-EMPLEADOS POL.8801-23	34,310.00
Peru		SOC.BENEF.LIMA/PUERICULTORIO P.ARANIBAR	RENTA MENSUAL COMPLEJO NNUU "Javier	72,000.00
Peru		SOC.BENEF.LIMA/PUERICULTORIO P.ARANIBAR	REV XB-CORE SOCBENF	60,630.00
Peru		TECHNETSOL SAC	CONTR.SERV.SERV.IMPL.SIST.I	213,110.00
Peru		TECHNETSOL SAC	ENT 15 PROYEC.LIMP.IN SIST.INTE	213,870.00
Peru		TECHNETSOL SAC	ENTR. CONFOR.PLAN GENERL.PROYEC	70,040.00
Philippines		Act for Peace Programme STRIDE Mindanao	April 2010 FR STRIDE	103,210.00
Philippines		Act for Peace Programme STRIDE Mindanao	August 10 FR STRIDE	371,400.00
Philippines		Act for Peace Programme STRIDE Mindanao	Jan 2010 FR STRIDE	203,150.00
Philippines		Act for Peace Programme STRIDE Mindanao	May 16-31 2010 FR STRIDE	32,720.00
Philippines		Act for Peace Programme STRIDE Mindanao	STRIDE FR June 2010	83,880.00
Philippines		AGNES GRACE ALVIAR CARGAMENTO	SAA consultant for ASGP for from th	56,730.00
Philippines		CAUCUS OF DEVT. NGO NETWORKS (CODE-NGO)	1st tranche: 70% upon signing	64,370.00
Philippines		CAUCUS OF DEVT. NGO NETWORKS (CODE-NGO)	1st tranche: 70% upon signing of co	62,300.00
Philippines		CEST, INCORPORATED	(20%) 1st tranche upon signing	127,030.00
Philippines		CEST, INCORPORATED	(20%) 1st tranche upon signing of c	127,350.00
Philippines		DSWD UNDP RECOVERY PROJECT FOR TYPHOON	Adjustment for vchr 00048022	191,370.00
Philippines		DSWD UNDP RECOVERY PROJECT FOR TYPHOON	DSWD 1-8 Oct 2010 FR	108,950.00
Philippines		DSWD UNDP RECOVERY PROJECT FOR TYPHOON	DSWD Sept 2010 FR	102,250.00
Philippines		DSWD UNDP RECOVERY PROJECT FOR TYPHOON	July 1-15 2010 FR ERP-BICOL	191,830.00
Philippines		GHD Pty Ltd	Draft report after the second	37,400.00
Philippines		GHD Pty Ltd	Interim Report after the first	37,400.00
Philippines		Joel I. Beasca	UNDP/PB/SSA/2010/26	40,740.00
Philippines		PEOPLE AND ADVOCACY, INC.	3rd/final pmt (50%)upon submission	32,490.00
Philippines		REINE B. REYES	SSA -2009-075 2nd tranche paym	50,630.00
Portugal		QUIDGEST / CESO CI	Payment to Quidgest for provid	35,170.00
Portugal		Vanda Gloria Dias dos Santos	SSA Fees 154 w/d 01-06-31.12.2010	53,900.00
Portugal		VASCO FERNANDES	SSA/BCPR/09/022 Vasco Fernarde	33,000.00
Romania		ASOC. DE DEZV. INTERCOMUNITARA BACAU	Administration serv. Bacau BI	45,000.00
Romania		CLEVER CONSULTING S.R.L	Administrator - Mangalia BI	45,000.00
Romania		CLEVER CONSULTING S.R.L	ctr. 230, rehabilit Mangalia	34,800.00
Romania		FEDERATIA ORG. NEGUVERNAMENTALE PT DEZV.	FR June 2010	32,130.00
Romania		IOANA CREITARU	SSA contract 01.02.31.12.10	57,420.00
Romania		JC ADVANCES SRL	3rd installment, Service Contr	34,950.00
Romania		JULIA PATAKI	SSA Contract for Julia Pataki	104,650.00
Romania		SC PARC INDUSTRIAL MURES SA	Administrator serv. BI Mures	45,000.00
Romania		SC PROFILES INTERNATIONAL SRL	Administration Serv BI Alba	45,000.00
Russian Federation		ALATYR OOO	1st PAYM CONTR#011/010 14.05.	102,250.00
Russian Federation		ALATYR OOO	PAYM.CAPIT.CONSTR.CONTR001/010	162,140.00
Russian Federation		ARTEMIY IZMESTYEV VLADIMIROVICH	Consultancy Support	86,750.00
Russian Federation		BUSINESS CAR SP	INV.KJ15341.KJ15340 D 13/09/10	100,110.00
Russian Federation		CENTER FOR STRATEGIC RESEARCH	Final payment under the Contra	31,410.00
Russian Federation		FOND RAZVITIYA ECOTURIZMA 'DERSU UZALA'	AVANCE PAYM CTR#07/12 07.12.10	31,390.00
Russian Federation		GU "NII ARCTIC&ANTARCTIC"	2nd PAYM CTR# 17/05 17.05.10	64,100.00
Russian Federation		GU "NII ARCTIC&ANTARCTIC"	ADVANCE PAYM CONTR# 17/05	33,450.00
Russian Federation		INSTITUTE OF FOREST SB RAS	2 PAYM CONTR# 288 26.04.10	56,940.00

Major Contracts for Services Placed by Agency During 2010 (Contracts of \$30,000 or more)

Agency	Location of contractor	Name of contractor	Description of services	Contract value USD
UNDP Continued				
Russian Federation		NON COMMERCIAL PARTNERSHIP 'ESVERO'	1TRANSH/CTRPROFSERVVS/ESVERO	73,810.00
Russian Federation		OOO 'Oreol-D'	CONSTRUCTION	354,320.00
Russian Federation		OOO Stroyinvest	CONSTRUCTION	78,310.00
Russian Federation		SODRUZHESTVO FPMBS	PAYM AGR#6/CONTR #46 02.11.09	750,000.00
Russian Federation		SOOS ASTRAKHAN	FIN REPORT 1Q 2010 MARCH 2PART	43,950.00
Russian Federation		WWF RUSSIA	2 PAYM COOPER.AGREEM 11.05.10	39,630.00
Rwanda		ADDP/IRNDSC	Census of persons w/disability	37,380.00
Rwanda		BIOGAS REC COMPANY	20% upon contract signature	74,860.00
Rwanda		BIOGAS REC COMPANY	2nd installment	112,290.00
Rwanda		COMFORT SAFARIS	Supply of food item NURC	35,700.00
Rwanda		DELLOITTE & TOUCHE	Final pymt on Citizen report &	42,370.00
Rwanda		HELPPAGE RWANDA	FR 1st Quarter Balance 2010	30,190.00
Rwanda		HELPPAGE RWANDA	FR 3rd Quarter 2010	53,240.00
Rwanda		HOTEL LAICO UMUBANO	ACCOMODATION FFRP CONFERENCE	30,290.00
Rwanda		IRDP - Institut de R & D pour la Paix	20% BAROMETER STUDY	43,000.00
Rwanda		IRDP - Institut de R & D pour la Paix	Barometer Study	86,000.00
Rwanda		IRDP - Institut de R & D pour la Paix	REFUND OF TRAC FUNDS	86,000.00
Rwanda		JOINT YOUTH	FR 2nd Quarter advance 2010	101,650.00
Rwanda		KIGALI SERENA HOTEL	Conference services/RNP Cfce	73,050.00
Rwanda		MINAGRI/RADA/UNDP-GEF-SLM	FR 3rd QUARTER 2010	43,570.00
Rwanda		MINALOC	Expense Distribution	59,110.00
Rwanda		MINITERE DEMP	FR 2nd Quarter advance 2010	34,490.00
Rwanda		MINITERE DEMP	FR 4th QUARTER ADV(1st INSTAL)	44,470.00
Rwanda		MINITERE DEMP	FR FIRST QUARTER 2010	33,990.00
Rwanda		NEC-PNUD	FR 3RD QUARTER 2010	115,810.00
Rwanda		NEC-PNUD	FR 3rd Quarter 2010 NEC	99,410.00
Rwanda		NEC-PNUD	FR ADVANCE 2ND QUARTER	105,590.00
Rwanda		NEC-PNUD	FR Balance 2nd Quarter NEC	34,700.00
Rwanda		NYAGATARE JEAN LUC	Location of a bulldozer for the	40,540.00
Rwanda		PLATE FORME DE LA SOCIETE CIVILE	FR 1ST ADVANCE 2010 ELECTIONS	58,850.00
Rwanda		RODDOM CONSULT LTD	2nd Installment after study repo	30,840.00
Rwanda		RUNEZERWA GAD	Consultancy Fee- Gad Runezerwa	41,860.00
Rwanda		SEPRO s.a.r.l.	Amenagement CODERVAM	78,480.00
Rwanda		SUPPORT TO MINIJUST	FR 1st Quarter 2010	43,580.00
Rwanda		URBCON CONSULTANCY	2ND INSTALMENT - URBCON (20%)	38,570.00
Rwanda		URBCON CONSULTANCY	Final payment/URBCON	76,870.00
Rwanda		WCS (WILDLIFE CONSERVATION SOCIETY)	FR 2nd Quarter 2010	101,320.00
Rwanda		WCS (WILDLIFE CONSERVATION SOCIETY)	FR 2nd quarter balance 2010	46,250.00
Samoa		Government of Tokelau	TKL Good Gov 4QTR FF 09	34,880.00
Samoa		South Pacific Regional Environment Prog.	1st Qtr 2010 FF p1	49,980.00
Samoa		South Pacific Regional Environment Prog.	1st QTR FF 2010 p1	30,710.00
Samoa		South Pacific Regional Environment Prog.	1st QTR FF 2010 p2	107,980.00
Samoa		South Pacific Regional Environment Prog.	2nd QTR FF 2010	133,430.00
Samoa		South Pacific Regional Environment Prog.	Expense Distribution	42,440.00
Samoa		South Pacific Regional Environment Prog.	PACC 3QTR FF 2010	107,270.00
Samoa		South Pacific Regional Environment Prog.	PACC 3QTR FF 2010 correct	107,270.00
Samoa		South Pacific Regional Environment Prog.	reverse v9274	383,560.00
Saudi Arabia		Ali Saleh Moghanam	10 MONTHS SALARY	58,180.00
Saudi Arabia		FOREIGN TRADE COMMITTEE	Consultancy services	100,000.00
Saudi Arabia		FOREIGN TRADE COMMITTEE	YEPM RDP 28 August 2010	50,000.00
Saudi Arabia		Intex Solutions	Annual Sub fees Portable Troll	32,200.00
Saudi Arabia		Jamal S Omar	6 MONTHS SALARY	32,000.00
Saudi Arabia		KHABARI FOR ADMINISTRATIVE CONSULTATION	1st Payment	480,000.00
Saudi Arabia		KHABARI FOR ADMINISTRATIVE CONSULTATION	2nd payment	640,000.00
Saudi Arabia		KHABARI FOR ADMINISTRATIVE CONSULTATION	3rd inst 1of 3	106,670.00
Saudi Arabia		KHABARI FOR ADMINISTRATIVE CONSULTATION	4th and remaining amount of 3r	373,330.00
Saudi Arabia		Saudi Hotels and Resorts Co (SHARCO)	RR House Lease 2011	44,000.00
Saudi Arabia		Wallan Aviation	3RD installment	226,670.00
Saudi Arabia		Wallan Aviation	Arial Survey 2 Inst	186,670.00
Senegal		AFRIQUE ASCENSEUR	Ascenseur: à l'arrivée (50%)	46,480.00
Senegal		CELLULE D'APPUI PROJETS/PROGRAMMES	Expense Distribution	240,890.00
Senegal		CODETEL	Acquisition de matériel dans c	31,030.00
Senegal		DAN:OFFICE	HP 2740P TABLET NOTEBOOK	218,300.00
Senegal		ECOWAS GENDER DEVELOPMENT CENTRE	Payment	50,000.00
Senegal		EMERGENCE CONSULTING	3ème tranche honoraires bureau	44,650.00
Senegal		FDL APPUI DECENTRALISATION AXE MA/SL/LOU	Expense Distribution	304,710.00
Senegal		GESTION INTEGREE QUATRE PAYSAGES TII	Expense Distribution	392,340.00
Senegal		Immobilier S.A	3th Quarter 2010 Rent Pt E Off	33,890.00
Senegal		Immobilier S.A	Loyer 4th Quarter 2010 RC-D	34,920.00
Senegal		Immobilier S.A	Loyer Premier Trimestre 2010 d	41,390.00
Senegal		Immobilier S.A	Loyers 2nd Qter 2010	37,090.00
Senegal		Momar Dieng	ISSA Contract - Momar Dieng, Senior	96,000.00
Senegal		Ndeye Rose Sarr	Contracts	47,760.00
Senegal		PADEL/PNDL	Expense Distribution	38,790.00
Senegal		PALPS/MF	Expense Distribution	94,700.00
Senegal		PROG RENF CAPACITES BONNE GOUVERNANCE	Expense Distribution	99,390.00
Senegal		PROG RENF CAPACITES BONNE GOUVERNANCE	FONDS TRAC	45,780.00
Senegal		PROG.D APPUI DEV RESEAUX TERRITORIAUX	Expense Distribution	371,190.00
Senegal		PROGRAMME D'APPUI STRATEGIE PAUVRETE	Expense Distribution	241,790.00
Senegal		PROGRAMME NATIONAL PLATEFORMES	Expense Distribution	507,540.00
Senegal		PROJ NAT. COHESION SOCIALE EMP. DES JEUN	Expense Distribution	94,510.00
Senegal		PROJET AMELVA/AL SERV ECOSYST FORESTIERS	Expense Distribution	106,530.00
Senegal		Radisson SAS Hotel	Deuxième acompte au début du s	38,520.00
Senegal		Radisson SAS Hotel	Solde à la fin des travaux	45,420.00
Senegal		REF ADM PUBLIQUE ET BONNE GOUVERNANCE	Expense Distribution	75,040.00
Senegal		REGENERATI/GESTION SOLS BASSIN ARACHIDIER	Expense Distribution	362,270.00
Senegal		S.A.I.M INDEPENDANCE	Expense Distribution	76,980.00
Senegal		SCI - WOLLE S.A.	CF DV 57176 PR ACOMPTE	80,410.00
Senegal		SCI - WOLLE S.A.	CONTRIBUTIONS RECUES	104,180.00
Senegal		SCI - WOLLE S.A.	Expense Distribution	119,880.00
Senegal		SCI - WOLLE S.A.	UNDP+COORD+FIDA+OAI+UNCDF	64,780.00
Senegal		SCI - WOLLE S.A.	UNFPA SRO : A RECEVOIR	35,430.00
Senegal		SOCIETE DE TRANSPORT ET DE TRAVAUX PUBLI	PAIEMENT DECOMPTE N 01 DE 40%	127,950.00
Senegal		SOCIETE DE TRANSPORT ET DE TRAVAUX PUBLI	PAIEMENT DECOMPTE N 2 DE 30%	86,840.00
Sierra Leone		ABBRIST CONSTRUCTION AND GEN. SERVICES	CONSTRUCTION	38,160.00
Sierra Leone		ACTION AID INTERNATIONAL SIERRA LEONE	4th Tranche Funding - YES	56,140.00
Sierra Leone		ADEL MULLAH	Office Rent Feb-July'10	74,750.00
Sierra Leone		ADEL MULLAH	Rental Fees 1 Aug -31Oct 2010	37,380.00
Sierra Leone		ADEL MULLAH	Rental Fees 1 Nov -31 Jan 2011	41,110.00
Sierra Leone		ALI & SONS CONSTRUCTION SERVICES	CONSTRUCTION	47,280.00
Sierra Leone		ALTERNATIVE CONSULTANCIES	Risk assessment	39,480.00
Sierra Leone		ASSOCIATES INVESTMENT ENTERPRISE	CONSTRUCTION	44,830.00
Sierra Leone		BAASAY VENTURES	CONSTRUCTION	46,850.00
Sierra Leone		BOB MORIES GENERAL CONSTRUCTION SERVICES	CONSTRUCTION	85,650.00
Sierra Leone		BOMKAN CONSTRUCTION&GENERAL ENTERPRISES	CONSTRUCTION	50,130.00
Sierra Leone		CAUSE CANADA SIERRA LEONE	SOCIO-ECONOMIC REINTEGRATION&R	36,700.00
Sierra Leone		CELTEL SL LTD	AUG-DEC 2010 - 5 LOCATIONS	33,410.00
Sierra Leone		CLIMATE CHANGE PROJECT	Implementation of activities	75,900.00
Sierra Leone		COOPI COOPERATION INTERNATIONAL	2nd & Final Tranche	209,340.00
Sierra Leone		COOPI COOPERATION INTERNATIONAL	4th Tranche Funding - YES	68,650.00
Sierra Leone		COOPI COOPERATION INTERNATIONAL	EMPOWERING YOUTH-YOUTH EMPLOYM	67,270.00
Sierra Leone		COOPI COOPERATION INTERNATIONAL	Youth services	958,940.00
Sierra Leone		COUNTERPARTS IN REHAB & DEV IN S. LEONE	VOCATIONAL SKILLS TRAINING PRO	34,600.00
Sierra Leone		DAIMM CONSTRUCTION&GENERAL SERVICES	CONSTRUCTION	38,700.00
Sierra Leone		GBINDI CONSTRUCTION ENTERPRISES	CONSTRUCTION	96,140.00
Sierra Leone		GOVERNMENT TECHNICAL INSTITUTE	Ext of sponsorship support-DaO	30,220.00
Sierra Leone		GOVERNMENT TECHNICAL INSTITUTE	Skills development	32,640.00
Sierra Leone		GRACEMACK ENGINEERING&CONSTRUCTION SERVI	CONSTRUCTION	53,360.00
Sierra Leone		H&A ORBIT CONSTRUCTION&ENG. SERVICES	CONSTRUCTION	78,200.00
Sierra Leone		HANDS EMPOWERING THE LESS PRIVILEGED	4TH FINAL TRANCHE -20% PAYMENT	48,950.00

Major Contracts for Services Placed by Agency During 2010 (Contracts of \$30,000 or more)

Agency	Name of contractor	Description of services	Contract value USD
UNDP Continued			
Sierra Leone	HANDS EMPOWERING THE LESS PRIVILEGED	Grant Payment 1st Tranche Pmt	112,890.00
Sierra Leone	HANDS EMPOWERING THE LESS PRIVILEGED	Youth services	109,490.00
Sierra Leone	INDEPENDENT MEDIA COMMISSION	Political participation	30,340.00
Sierra Leone	INTERNATIONAL RESCUE COMMITTEE S. LEONE	Youth services	649,030.00
Sierra Leone	INTERNATIONAL RESCUE COMMITTEE S. LEONE	YOUTH WORKS-Youth employment s	66,850.00
Sierra Leone	JOSDELVIA TRADING & CONSTRUCTION ENT.	CONSTRUCTION	42,350.00
Sierra Leone	JOZZYMUN HOLDINGS AND CONSTRUCTION ENT.	CONSTRUCTION	44,200.00
Sierra Leone	J-PARADISE ENTRPRISE	CONSTRUCTION	84,320.00
Sierra Leone	KAM ENTERPRISE	CONSTRUCTION	217,290.00
Sierra Leone	KENYEH L. BARLAY	Service fee for Microfinance Consul	48,000.00
Sierra Leone	KOJUMA CONSTRUCTION&GENERAL MERCHANDISE	CONSTRUCTION	40,560.00
Sierra Leone	LANCELOT LAKE	5 Months service fees for Lancelot	55,000.00
Sierra Leone	MARAKAYA CONSTRUCTION&GENERAL SERVICES	CONSTRUCTION	42,030.00
Sierra Leone	MED FULLAH CONST. & GENERAL ENTERPRISES	CONSTRUCTION	42,650.00
Sierra Leone	MINISTRY OF DEFENCE	2 Water Tanks(20,000 Storage)	111,990.00
Sierra Leone	MINISTRY OF DEFENCE	Pmt for Braithwaite water tank	134,740.00
Sierra Leone	MINKIM ENTERPRISES	Trucks	86,500.00
Sierra Leone	MODERN EQUIPMENT AND CONSTRUCTION	CONSTRUCTION	40,720.00
Sierra Leone	MONTREAL PROTOCOL PROJECT	End Users' Incentives	50,000.00
Sierra Leone	NATIONAL DISASTER MGT PROGRAMME	Pmt for 3rd quarter activities	50,000.00
Sierra Leone	NDEVA SUPPORT SERVICES	CONSTRUCTION	162,070.00
Sierra Leone	NIMO CONSTRUCTION AND TRADING ENT. LTD.	CONSTRUCTION	30,760.00
Sierra Leone	OFFICE OF THE PRESIDENT	Agreements	155,000.00
Sierra Leone	PABSAM CONSTRUCTION&GENERAL MERCHANDISE	CONSTRUCTION	30,680.00
Sierra Leone	POLITICAL PARTY REG COMM	(PPRC) FUND FOR RETREAT	74,470.00
Sierra Leone	POLITICAL PARTY REG COMM	Women's retreat & Est of APPYA	34,090.00
Sierra Leone	RAFOBA INTERNATIONAL ENTERPRISES	CONSTRUCTION	38,350.00
Sierra Leone	RAM KAMARA ENTERPRISE	CONSTRUCTION	41,280.00
Sierra Leone	ROKEL COMMERCIAL BANK	AUG. SALARY FOR 160 SLBC STAFF	34,480.00
Sierra Leone	ROKEL COMMERCIAL BANK	SALARY FOR SEPT 2010	33,990.00
Sierra Leone	ROKEL COMMERCIAL BANK	SLBC SALARY NOV. 2010	30,020.00
Sierra Leone	ROKEL COMMERCIAL BANK	SLBC STAFF SALARY FOR OCT 2010	43,370.00
Sierra Leone	SEARCH FOR COMMON GROUND	PROCUREMENT OF ALL EDU.MATERI	64,400.00
Sierra Leone	SIERRA LEONE BAR ASSOCIATION	Legal representation to Indige	50,000.00
Sierra Leone	SIMBECK CONSTRUCTION ENTERPRISES	CONSTRUCTION	68,360.00
Sierra Leone	SPECIALISED TECHNOLOGY SOLUTIONS	WIRELESS/VSAT 3 RES. CENTRES	54,000.00
Sierra Leone	STATISTICS SIERRA LEONE	SUPPORT TO THE DEVPT GOALS	35,000.00
Sierra Leone	THE UNIVERSAL VENTURES	CONSTRUCTION	56,070.00
Sierra Leone	UNICEF	Balance PAF Transfer 2 UNICEF	49,930.00
Sierra Leone	UNOG GENERAL FUND	REFUND OF RENT FOR HRCSL	49,000.00
Sierra Leone	WUDIA CONSTRUCTION&GENERAL ENTERPRISE	CONSTRUCTION	32,970.00
Sierra Leone	WUSU'S CONSTRUCTION&GENERAL SUPPLIES	CONSTRUCTION	72,530.00
Singapore	BERNARD TIEN SANG TOH	Fees	39,900.00
Singapore	ENVIRONMENTAL PROFESSIONALS (ENVIRO PRO)	Phase IV-(20%) -EIA Cluster IV	49,450.00
Singapore	ENVIRONMENTAL PROFESSIONALS (ENVIRO PRO)	Phase IV-(20%) -EIA Cluster IV - Co	49,450.00
Singapore	ENVIRONMENTAL PROFESSIONALS (ENVIRO PRO)	Phase V (20%) - EIA Cluster IV - Co	49,450.00
Singapore	ENVIRONMENTAL PROFESSIONALS (ENVIRO PRO)	Phase VI (30%) - EIA Cluster I	74,170.00
Singapore	ENVIRONMENTAL PROFESSIONALS (ENVIRO PRO)	Phase VI (30%) - EIA Cluster IV - F	74,170.00
Singapore	REEX CAPITAL ASIA PTE LTD	Pay ReEx Capital-3rd Payment	33,710.00
Slovak Republic	KONSTRUKTA INDUSTRY A.S.	Second installment	200,850.00
Slovak Republic	KONSTRUKTA INDUSTRY A.S.	Third installment	80,340.00
Slovak Republic	TNS Slovakia,s.r.o.	PS2010/13 TNS SVK, 2nd Inst.	32,720.00
Slovak Republic	TNS Slovakia,s.r.o.	TNS last payment	113,430.00
Slovenia	INTERNATIONAL TRUST FUND DEMINING MINE V	Submission of progress report	50,000.00
Solomon Islands	PACIFIC ISLANDS FORUM FISHERIES AGENCY	PIOFM Q1/10 FR USD463903.65	313,010.00
Solomon Islands	PACIFIC ISLANDS FORUM FISHERIES AGENCY	PIOFM QTR2/10 FR US380321.63	196,180.00
Solomon Islands	PACIFIC ISLANDS FORUM FISHERIES AGENCY	PIOFM QTR3/10 FR USD219796.26	158,070.00
Somalia	ALLIED DEVELOPMENT AND CONSTRUCTION	Rehabilitation of Hargeisa Air	100,000.00
Somalia	AMOUUD UNIVERSITY	Amoud 3rd tranche	30,160.00
Somalia	APJV	A2J Salary Reversals - Sept16	35,120.00
Somalia	APJV	A2J-Reversals USAID&BCPR Jun25	30,050.00
Somalia	APJV	AVR EC reversals to BCPR	53,220.00
Somalia	APJV	AVR EC Reversals to Denmark	43,170.00
Somalia	APJV	AVR Japanese reversals-	197,350.00
Somalia	APJV	Civilian Police - Reversals	31,290.00
Somalia	APJV	Clearing Advance - ILO	413,370.00
Somalia	APJV	Clearing Advances-UNHABITAT	452,780.00
Somalia	APJV	CP - Reversals - October 2010	53,250.00
Somalia	APJV	DDR/AVR Reversals-BCPR/DFID	49,970.00
Somalia	APJV	EC SPU reversals to UNCT Funds	293,290.00
Somalia	APJV	EGER IWSM October reversals	52,880.00
Somalia	APJV	Expense Distribution	308,630.00
Somalia	APJV	HDEU Budget Reversals - Oct 14	71,730.00
Somalia	APJV	JPLG USAID Reversals to EC	134,440.00
Somalia	APJV	Local GOV- USAID Reversals	134,440.00
Somalia	APJV	Local Governance BCPR reversal	172,140.00
Somalia	APJV	Local Governance ISS Reversals	36,740.00
Somalia	APJV	Nov 2010 RSL reversals	33,710.00
Somalia	APJV	Reversal -Civilian Police	231,350.00
Somalia	APJV	Reversals Civilian Police NOV	152,710.00
Somalia	APJV	Reversals A2J May 2010	37,700.00
Somalia	APJV	Reversals AVR from EC to DFID	157,000.00
Somalia	APJV	Reversals- Civilian Police Oct	30,980.00
Somalia	APJV	Reversals for A2J April 2010	61,280.00
Somalia	APJV	Reversals Local Governance	65,950.00
Somalia	APJV	Reversals RC August 2010	34,100.00
Somalia	APJV	Reversals ROLS- July	34,600.00
Somalia	APJV	RPT EXPENSE AGNST EC 1ST INSTL	110,500.00
Somalia	APJV	SIDP ISS Recovery reversal	245,400.00
Somalia	AWALE DRILLING & ENGINEERING COMPANY	Payment of balnces on the drilling	33,440.00
Somalia	CONCORDE CONSTRUCTION COMPANY	10% Retention to Concorde Cons	75,460.00
Somalia	HARGEISA UNIVERSITY	2nd installement of Legal clin	44,880.00
Somalia	HARGEISA UNIVERSITY	3rd installment of the	44,830.00
Somalia	HORN PEACE FOR HUMAN RIGHTS DEVELOPMENT	First installment for Horn pea	37,000.00
Somalia	INTERMEDIA NCG LIMITED	3.1 Fees Puntland	56,330.00
Somalia	INTERMEDIA NCG LIMITED	3.1 Fees Somaliland	56,330.00
Somalia	INTERMEDIA NCG LIMITED	Baseline South Central	62,360.00
Somalia	KAALMO CONSTRUCTION AND CONTRACTING CO	3rd Installment - For CSI Buil	98,070.00
Somalia	KAALMO CONSTRUCTION AND CONTRACTING CO	Milestone 3	94,670.00
Somalia	KAALO RELIEF AND DEVELOPMENT	3rd installment of KAALO MCG a	39,570.00
Somalia	KOW MEDIA COOP	Installment 3 of KMC MCG; paym	45,330.00
Somalia	KOW MEDIA COOP	Payment of installment 1 of KM	71,930.00
Somalia	MINISTRY OF AVIATION SOMALILAND	Trench payment to Ministry of	36,000.00
Somalia	MINISTRY OF FAMILY AFFAIRS (SOMALILAND)	2nd Installment for the MoFA &	41,430.00
Somalia	MINISTRY OF FAMILY AFFAIRS (SOMALILAND)	2nd Installment for the MoFA & SD	41,430.00
Somalia	MINISTRY OF INTERIOR	Mandera training allowance 1st	77,350.00
Somalia	MINISTRY OF INTERIOR	Mandera training allowance 1st tran	77,350.00
Somalia	MINISTRY OF INTERIOR	Mandera training allowance 2nd	65,770.00
Somalia	MINISTRY OF INTERIOR	Mandera training allowance 2nd tran	65,770.00
Somalia	MINISTRY OF INTERIOR	Payment of HR, Travel and Oper	64,810.00
Somalia	MINISTRY OF INTERIOR	Payment of last installment of HR a	36,300.00
Somalia	MINISTRY OF INTERIOR	Payment of the 4th Quarter of	49,200.00
Somalia	MINISTRY OF INTERIOR	Second installment of HR, trav	67,310.00
Somalia	MOGADISHU GUARDS	Mogadishu Guards Jan&Feb2010 S	38,700.00
Somalia	NATIONLINK TELECOM	PAYMENT OF TELEPHONE BILLS	51,390.00
Somalia	OBSERVATORY OF CONFLICT AND VIOLENCE PRE	Payment of installment 1 - Observat	46,660.00
Somalia	PUNTLAND STATE UNIVERSITY	MCG for the Law Faculty Suppo	30,700.00
Somalia	PUNTLAND STATE UNIVERSITY	PSU Technical Support	30,700.00
Somalia	SAMAALEY CONSTRUCTION AND COMMERCIAL	1st Installment towards Garowe	34,570.00
Somalia	SAMAALEY CONSTRUCTION AND COMMERCIAL	2nd Installment of 50% of the	49,570.00

Major Contracts for Services Placed by Agency During 2010 (Contracts of \$30,000 or more)

Agency	Location of contractor	Name of contractor	Description of services	Contract value USD
UNDP Continued				
Somalia		SAMAALLEY CONSTRUCTION AND COMMERCIAL	2nd Installment of 50% of the Contr	49,570.00
Somalia		SOMALI CONSULTANTS FOR ORGANIZATIONAL DE	Payment to SCORE for the Month	88,270.00
Somalia		SOMALI YOUTH DEVELOPMENT NETWORK "SOYDEN	2nd installment of SOYDEN Adal	38,930.00
Somalia		SOMALI YOUTH DEVELOPMENT NETWORK "SOYDEN	2nd installment SOYDEN Mogadis	51,130.00
Somalia		SOMALILAND WOMEN LAWYERS ASSOCIATION	2nd tranche for SWLA	31,000.00
Somalia		SURAD CONSTRUCTION COMPANY	Contract.2009.021.ROLS	63,540.00
Somalia		THE PUNTLAND LEGAL AID CENTRE	Puntland Legal Aid Center-1st	37,210.00
South Africa		A-M CONSULTING ENGINEERS (PTY) LTD	AMCE022-002	97,990.00
South Africa		A-M CONSULTING ENGINEERS (PTY) LTD	AMCE022-006	48,550.00
South Africa		A-M CONSULTING ENGINEERS (PTY) LTD	Inv. AMCE022-003 / 004/ 005	83,460.00
South Africa		BRINK COHEN LE ROUX INC.	844886 Brink Cohen Le Roux	63,150.00
South Africa		BRINK COHEN LE ROUX INC.	Expense Distribution	70,000.00
South Africa		BRINK COHEN LE ROUX INC.	Inv 842550, 842803, 842911	92,500.00
South Africa		BRINK COHEN LE ROUX INC.	INV 843401/04/843570	140,700.00
South Africa		BRINK COHEN LE ROUX INC.	Inv. 844020 Brink Cohen LeRoux	49,900.00
South Africa		BRINK COHEN LE ROUX INC.	Inv. 844198 & 843720 Brink	146,810.00
South Africa		BRINK COHEN LE ROUX INC.	Invoice 843176	60,900.00
South Africa		CEF (PTY) LTD SOLAR WATER HEATERS	Advance Payment to CEF	373,520.00
South Africa		CITY OF CAPE TOWN	3768/3849/3939/4049/4123/4312	112,950.00
South Africa		COXSWAIN SOCIAL INVESTMENT PLUS	Expense Distribution	58,740.00
South Africa		DALBERG	consultancy fees	30,300.00
South Africa		DEPARTMENT OF TRANSPORT	INV GLI-0150/0161	100,670.00
South Africa		EASTERN CAPE PARKS BOARD	FR Q1 2010 WILD COAST	119,330.00
South Africa		EASTERN CAPE PARKS BOARD	FR Q2 2010 wild coast	142,590.00
South Africa		EASTERN CAPE PARKS BOARD	FR Q3 2010	174,380.00
South Africa		EASTERN CAPE PARKS BOARD	O/STDG FR Q2 2009	106,990.00
South Africa		EKUSENI COMMUNICATIONS	Advertising, vacancies for the	31,550.00
South Africa		FOT CONSULTING CC	FOT 13, 22, 24 & 27	132,780.00
South Africa		FOT CONSULTING CC	INV 977/11 FOT Mini Bus	263,660.00
South Africa		FOT CONSULTING CC	Inv. 15.16.18 & 19	238,550.00
South Africa		FRANK KENNAN DUTTON	SSA 11 Oct. 2010-31Jan 2011 - Inves	37,500.00
South Africa		GENEX ASPEN	Uniforms & patrol equip	33,130.00
South Africa		HASSEN EBRAHIM	50 days consultancy fee	37,500.00
South Africa		IDASA	OGC - Contract for professiona	85,000.00
South Africa		ITS ENGINEERING (PTY) LTD	INV 2713/1	56,720.00
South Africa		JOHN MATISONN	SSA contract Fee payment to Mr. John	45,000.00
South Africa		MANGAUNG LOCAL MUNICIPALITY	INV 18365/18925	136,330.00
South Africa		MANGAUNG LOCAL MUNICIPALITY	Professional Services	735,400.00
South Africa		MECHEM (PTY), LTD	Contracts	59,730.00
South Africa		MECHEM (PTY), LTD	Training, other	59,730.00
South Africa		NAMELA PROJECTS	Implem assistance to IRPN	162,190.00
South Africa		NAMELA PROJECTS	Inv. 0245 Namela	138,860.00
South Africa		NATIONAL BOTANICAL INSTITUTE - SABONET	FR Q1 2009	50,070.00
South Africa		NEPAD PLANNING AND COORDINATING AGENCY	NEPAD Support to UNDP in imple	200,000.00
South Africa		NETSYS INTERNATIONAL (PTY) LTD	PAYMENT OF 80% UPON RECEIVING THE G	56,740.00
South Africa		ONE UN TRAVEL UNIT	Cost Share of resources	37,620.00
South Africa		OXFAM GB	Payment for grant to OXFAM	75,000.00
South Africa		PARK INN SANDTON	Conference organizing services	45,820.00
South Africa		PHILIP DESMET	2nd payment under SSA#2010-265	35,000.00
South Africa		POLOKWANE MUNICIPALITY	Non Motorised Transport in Pol	215,000.00
South Africa		Price Waterhouse Coopers - PTA	Payment	40,870.00
South Africa		RMB PROPERTIES	Office Rental	53,410.00
South Africa		RUSTENBURG MUNICIPALITY	Professional fees	67,480.00
South Africa		Sarita Ranchod	SSA SARITA RANCHOD	37,200.00
South Africa		SDC MEDIA CC	50% payable upon completion of	32,420.00
South Africa		SOUTH AFRICAN MEDICAL RESEARCH COUNCIL	13/12 Payment to MRC	31,850.00
South Africa		SOUTH AFRICAN NATIONAL BIODIVERSITY INST	FR Q1 2010 CAPE PROJECT	116,080.00
South Africa		SOUTH AFRICAN NATIONAL BIODIVERSITY INST	FR Q1 2010 GRASSLAND	347,960.00
South Africa		SOUTH AFRICAN NATIONAL BIODIVERSITY INST	FR Q2 2010 CAPE	139,610.00
South Africa		SOUTH AFRICAN NATIONAL BIODIVERSITY INST	FR Q2 2010 GRASSLANDS	352,760.00
South Africa		SOUTH AFRICAN NATIONAL BIODIVERSITY INST	FR Q3 2010 GRASSLANDS	511,800.00
South Africa		THE GROWTH LABORATORY	GLI 0169/0170	140,410.00
South Africa		THEO COVARY	Staffing services, contract	39,560.00
South Africa		TRALAC	Consultancy fees 80%	39,770.00
South Africa		TWELVE APOSTLES HOTEL PTY LTD	Final Payment for Accommodatio	33,690.00
South Africa		UNIVERSAL PRINT GROUP	Ballot papers - Elections 2010	415,160.00
South Africa		UNIVERSITY OF SOUTH AFRICA	Produce MDG Country report	192,440.00
South Africa		VODACOM SERVICE PROVIDER COMPANY	INTERNET	34,920.00
Spain		BEEX BUREAU OF ENVIRONMENTAL EXPERTS AIE	REING.DE INSTRUM DE GEST AMBIE	32,110.00
Spain		BLOM SISTEMAS GEOESPACIALES SLU	F.09-0052-B. Consultoria para	57,960.00
Spain		BLOM SISTEMAS GEOESPACIALES SLU	F.09-0052-C; Fondo BANCO MUNDI	47,760.00
Spain		BLOM SISTEMAS GEOESPACIALES SLU	F.09-0052-C; Fondo LOCAL GOBIE	39,170.00
Spain		Cecilia Carballo de la Riva	UNDP/PB/SSA/2010/28	75,590.00
Spain		Christian Bugnion De Moreta	UNDP/PB/SSA/2010/27	78,700.00
Spain		Eva Maria Otero Candeler	UNDP/PB/SSA/2010/32	58,480.00
Spain		EVERIS SPAIN SL	CONTRATO N. 5443 PROYECTO 4256	256,370.00
Spain		EVERIS SPAIN SL	CUARTO (ÚLTIMO) PAGO CON NO. 5	256,370.00
Spain		FUNDACION TECNALIA RESEARCH & INNOVATION	AS PER CONTRACT: MILESTONE 1: KICK-	61,210.00
Spain		GREENMAX CAPITAL ADVISORS IBERIA S.L.	ESTUDIO DE VIABILIDAD IMPLEMENTACIO	49,950.00
Spain		INDRA SISTEMAS, S.A.	F-06-0066-C. Automatizacion de	1,850,180.00
Spain		LUACES Paula	Première tranche de 50% et deuxième	44,590.00
Spain		LUIS CASTELLAR MAYMO	72240 - OTROSI SSA 2010 L. CAS	35,000.00
Spain		MERCADOS ENERGY MARKETS INTERNATIONAL	CADRE REGLEMENT ENER.EOLIEN.	36,790.00
Spain		NOVA: CENTRE PER A LA INNOVACIO SOCIAL	Contracts	50,000.00
Spain		OVIDIO IBANEZ LOPEZ	RAPPORT DE DEPENSES/ VHCR39007	72,880.00
Spain		Raul Guerrero Garcia	UNDP/PB/SSA/2010/17	49,380.00
Spain		SALEPLAS S.L.	POTABLE WATER POLYETHYLENE PIP	81,260.00
Spain		Sandra ROJAS	SSA No: 042/2010 23 August 2010 to	32,800.00
Spain		TECHASSIST S. L.	PRSS5245 3 Y 4 PG 45% C 2666	287,260.00
Spain		TIEMPO LIBRE S A	DESARR.CAMPAN.PROMOC.CONJUNT.P	151,720.00
Spain		TOURISM & LEISURE ADVISORY SERVICES, SL	P49648-SC10-054 Hon Consultoria par	46,770.00
Spain		WORLD TOURISME ORGANIZATION	Honoraire Consultant Marketing	32,100.00
Spain		WORLD TOURISME ORGANIZATION	Honoraire Consultant statisti	48,150.00
Spain		WORLD TOURISME ORGANIZATION	Honoraire CTP	95,280.00
Spain		ZERO EMISSIONS TECHNOLOGIES S.A.	20% of Contract Value Upon Con	43,750.00
Sri Lanka		BOSTTON EQUIPMENT (PVT) LTD	DEMINEING ACCESSORIES	37,860.00
Sri Lanka		Dr. Asoka Sepala Seneviratne	Consultations claim settlement	79,850.00
Sri Lanka		EAST LANKA METAL PRODUCTS	CWC-BAT-60535-06-E-01-Reconstructio	46,670.00
Sri Lanka		EDIRIWEERA CONSTRUCTION	CWC-AMP-60535-10- PROGRESSIVE PAYME	144,710.00
Sri Lanka		FAO TRUST FUND	2nd Tranche - LOA - FAO RCI ii	42,700.00
Sri Lanka		FOCUS MARKETING AND ENGINEERING COMPANY	CWC-BAT-60535-09-90% progressive pa	50,980.00
Sri Lanka		HANI ENGINEERING WORKS	CWC-BAT-60535-08-B-07-Construction	176,820.00
Sri Lanka		JABBAR AND SONS	AMP/60535/08-V. BRIDGE CONC- PROGRE	53,130.00
Sri Lanka		LUMINEX PRIVATE LIMITED	AMP-60535-05- CONC VOCATIONAL TRAIN	101,230.00
Sri Lanka		MILCO (PVT) LTD.	Final Instal-Milk Chilling Tan	56,880.00
Sri Lanka		MINISTRY OF NATION BUILDING & ESTATE	LOA - MINISTRY OF NATION BUILDING F	43,830.00
Sri Lanka		NAVODA GROUP PVT LTD	MARKET BUILDING-MURUNKAN	57,510.00
Sri Lanka		NAZEEHA CONSTRUCTION	CWC-BAT-60535-05-D-0690% of progres	77,410.00
Sri Lanka		Neil Marine Limited	Procurement of DT 15K SUZUKI O	58,600.00
Sri Lanka		NEW AJASMIN INDUSTRIAL	Procurement of FRP Fishing Boat LEN	59,500.00
Sri Lanka		NEW S V FIRST PVT LTD	BAT/70980/03/B/2B - 1.65 Km Metal &	59,690.00
Sri Lanka		NIPUNA CONTRACTORS	CWC-BAT-60535-08-B-09-90% progressi	80,750.00
Sri Lanka		RESOURCES DEVELOPMENT AND CONSTRUCTION	BAT-70980-03-02-A-Reconstruction an	63,290.00
Sri Lanka		RICHARD PEIRIS DISTRIBUTORS LTD	ARPTPEC C-12 ENGINE VILLIERS W	82,270.00
Sri Lanka		RICHARD PEIRIS DISTRIBUTORS LTD	Water Pump ARPTPEC C-12,VILLIE	51,420.00
Sri Lanka		SIERRA CONSTRUCTION (PVT) LIMITED	Balance payment	94,370.00
Sri Lanka		SYNERGY INTERNATIONAL SYSTEMS INC.	Satisfactory delivery of INDIS	30,210.00
Sri Lanka		SYNERGY INTERNATIONAL SYSTEMS INC.	User acceptance of database st	30,210.00
Sri Lanka		THE LEGAL AID COMMISSION	20% ADV ON MOU: 09-LAC/01/2010	45,760.00
Sri Lanka		UN OFFICE FOR PROJECT SERVICES	Baseline Survey with UNOPS 2nd	119,010.00

Major Contracts for Services Placed by Agency During 2010 (Contracts of \$30,000 or more)

Agency	Location of contractor	Name of contractor	Description of services	Contract value USD
UNDP Continued				
Sri Lanka		UN OFFICE FOR PROJECT SERVICES	Baseline Survey with UNOPS 3rd	80,830.00
Sri Lanka		UN OFFICE FOR PROJECT SERVICES	Baseline Survey with UNOPS 4th	49,670.00
Sri Lanka		WIMAL BUILDERS	TRI-60535-10-Construction of Vocati	38,260.00
Sri Lanka		YOGA & SONS	CIVIL WORKS CONTRACT BAT/60535/02/E	37,880.00
Sri Lanka		ZAM ZAM CONSTRUCTION & SUPPLIERS	TRI-60535-11-Construction of Veteri	49,970.00
St. Kitts and Nevis		DELTA X SUPPLIES AND SERVICES	PAYMENT OF INVOICE # 001	30,100.00
St. Kitts and Nevis		ISLAND PLANNING SERVICES	20% CONSULTANT FEES ON COMPLET	35,110.00
St. Kitts and Nevis		ISLAND PLANNING SERVICES	CONSULTANCY FEES	50,160.00
Sudan		AFGAD CONSTRUCTION PVT. LTD. CO.	Additional Payment for contrac	153,090.00
Sudan		AHMED NUSSR AHMED	Renovation of Rumamir School in Aby	30,640.00
Sudan		ALATI ENGIN. & CONSTRUCTION ENTERPRISES	Construction of Abyei Parlame	297,230.00
Sudan		ALATI ENGIN. & CONSTRUCTION ENTERPRISES	Construction of Abyei Parliament	478,320.00
Sudan		ANEES HALEMM SARGOOS	Cost of LA-Guest House Rent-No	62,400.00
Sudan		BADYS & AL-ESTIDAMA FOR BUILDING CONSULT	Payment spread over 8 months (90%)	227,270.00
Sudan		BASS PETROLEUM LTD	UNDP Office fuel cost for SEPT	30,210.00
Sudan		BENJAMIN GILLBERTO TUGE	Abyei Detention Ward Construction &	71,990.00
Sudan		BLUE NILE MASHRIQ BANK	Bank Charges March 2010	39,520.00
Sudan		BLUE NILE MASHRIQ BANK	BANK CHARGES MAY2010	38,520.00
Sudan		CHARITY ORG FOR REHABILITATION & DEVELOPM	1st install: Up to 15% upon su	51,320.00
Sudan		CHARITY ORG FOR REHABILITATION & DEVELOPM	1st install: Up to 15% upon submiss	51,320.00
Sudan		CHARITY ORG FOR REHABILITATION & DEVELOPM	2nd install: Up to 15% training com	51,320.00
Sudan		CHARITY ORG FOR REHABILITATION & DEVELOPM	3rd install: Up to 15% training com	51,320.00
Sudan		CHARITY ORG FOR REHABILITATION & DEVELOPM	4th install: Up to 15% training co	51,320.00
Sudan		CHARITY ORG FOR REHABILITATION & DEVELOPM	5th install: Up to 15% training com	51,320.00
Sudan		CHARITY ORG FOR REHABILITATION & DEVELOPM	6th install: Up to 15% training com	51,320.00
Sudan		CHARITY ORG FOR REHABILITATION & DEVELOPM	7th and last install:Up to 10%, pa	34,210.00
Sudan		CONCART FOR CONSTRUCTION	Prisons infrastructure Upgrade	79,730.00
Sudan		CONCART FOR CONSTRUCTION	Prisons infrastructure Upgrade ? Bu	140,860.00
Sudan		CONCART FOR CONSTRUCTION	Water & Sanitation Aldeain Prison/S	60,570.00
Sudan		CONCART FOR CONSTRUCTION	Water & Sanitation Buram Prison/ So	46,640.00
Sudan		CONE STRUCTURAL	Construction of Kas VCT-ART. Ref C	82,580.00
Sudan		CONE STRUCTURAL	Construction of Nayala PMTCT Ref C	47,910.00
Sudan		CONE STRUCTURAL	Construction of Nayala TB/HIV Cente	31,050.00
Sudan		CONE STRUCTURAL	Construction of Nayala VCCT- Sakkl	36,920.00
Sudan		CONE STRUCTURAL	Construction of Nayala VCT-ART Ref	45,870.00
Sudan		CONE STRUCTURAL	Construction of Nayala Warehouse.	115,510.00
Sudan		Contrac	Milestone No. 1: Up to 5 %Co	43,210.00
Sudan		Contrac	Milestone No. 2: Up to 35%	576,720.00
Sudan		CSAC BUREAU	1st rent instalment for bureau	42,000.00
Sudan		CSAC BUREAU	Final CSAC Office rent pymnt	42,000.00
Sudan		CSAC BUREAU	Rent Pymnt Jan - Dec 2010	84,000.00
Sudan		CSAC BUREAU	TOT & County Conslt.in UNS	41,180.00
Sudan		DARFUR DEV. & RECONSTRUCTION AGENCY (DRA)	Vocational Training - 2 nd ins	98,310.00
Sudan		DEBEGA ENGINEERING	Construction of Market stores Abyei	379,960.00
Sudan		DISOUGIE MOHAMMED ELBASHIER	Lease agreement for compound a	69,300.00
Sudan		ECO-BUILDERS LTD	15% payment upon completion of fini	31,560.00
Sudan		ECO-BUILDERS LTD	20% payment upon completion of	84,160.00
Sudan		ECO-BUILDERS LTD	20% payment upon completion of supe	42,080.00
Sudan		ECO-BUILDERS LTD	20% payment upon completion of the	42,080.00
Sudan		ECO-BUILDERS LTD	30% payment upon completion of roof	63,120.00
Sudan		ECONOMIC PLANNING & INT. COOPERATION DEP	Expense Distribution	36,540.00
Sudan		ELNOURUS REAL ESTATE INVEMENT COMPANY LT	Advance payment 15% of the contract	625,980.00
Sudan		ELNOURUS REAL ESTATE INVEMENT COMPANY LT	INFRA - Ad Pay 15% of Contract	625,980.00
Sudan		ELNOURUS REAL ESTATE INVEMENT COMPANY LT	INFRA - Payments over 8 months	1,308,210.00
Sudan		ELNOURUS REAL ESTATE INVEMENT COMPANY LT	Payments spread over 8 months	408,530.00
Sudan		ELNOURUS REAL ESTATE INVEMENT COMPANY LT	Payments spread over 8 months based	3,129,910.00
Sudan		ELNOURUS REAL ESTATE INVEMENT COMPANY LT	Upon certificate of Substantial com	208,660.00
Sudan		ELNOURUS REAL ESTATE INVEMENT COMPANY LT	Upon final payment upon certificate	208,660.00
Sudan		ENGAGZ CONTRACTORS & CONSULTANTS	Construction of Women Centre in Aby	94,330.00
Sudan		EPAC	Being Cost. Amount of Contract	90,140.00
Sudan		EPAC	Being Cost. Amount of Contract Exte	207,980.00
Sudan		EPAC	Infra - 6 months	87,270.00
Sudan		EPAC	INFRA - Constr SuprvsnLots 1-9	184,900.00
Sudan		EPAC	INFRA - Construction 4th pymnt	87,270.00
Sudan		EPAC	INFRA -Construction 3rd Pymnt	87,270.00
Sudan		EPAC	Payments spread over 6 months	87,170.00
Sudan		EPAC	Payments spread over 6 months (90%)	554,600.00
Sudan		EPAC	Upon Certification of Substantial C	59,310.00
Sudan		FATEMFAD ENTERPRISE FOR STORING	Cost of Rent for UNDP-Gloabl Fund "	70,660.00
Sudan		FATEMFAD ENTERPRISE FOR STORING	PSM - 6Mon Renewl GF Ware hous	72,460.00
Sudan		Friends of Peace and Development Organiz	ExpRev to correct Account Code	111,680.00
Sudan		Friends of Peace and Development Organiz	Milestone No. 1: Up to 10 %	68,470.00
Sudan		Friends of Peace and Development Organiz	Milestone No. 1: Up to 10 %	72,840.00
Sudan		GOI YOL JOOL	Rehab of Akobo Detention Center	31,780.00
Sudan		GOLDEN ARROW	INFRA - Suppl Toyot H.Commuter	58,510.00
Sudan		H & H CONSULTANCY	Field work services	30,990.00
Sudan		H & H CONSULTANCY	Per Diem allowances for 150 feild w	75,000.00
Sudan		H & H CONSULTANCY	Travel and transportation of 150 fe	45,000.00
Sudan		Heron Campsite	Payment to Heron Campsite Hote	54,900.00
Sudan		Heron Campsite	Reclassify expenses DV. 97824	54,900.00
Sudan		Hotel New York	Judiciary workshop for Judges	68,500.00
Sudan		Hotel New York	Judiciary workshop for Judges Hotel	69,650.00
Sudan		HUMAN SECURITY INITIATIVE ORG. MAMAN	First installment upon signatu	41,900.00
Sudan		HUMAN SECURITY INITIATIVE ORG. MAMAN	First installment upon signature of	41,900.00
Sudan		HUMAN SECURITY INITIATIVE ORG. MAMAN	Second Installment upon provision o	73,080.00
Sudan		HUMAN SECURITY INITIATIVE ORG. MAMAN	Third Installment upon provision of	30,520.00
Sudan		HUMANITARIAN AID & DEVELOPMENT ORGNIZATI	ExpRev to correct Account code	64,740.00
Sudan		HUMANITARIAN AID & DEVELOPMENT ORGNIZATI	Reintegration packages provided for	274,320.00
Sudan		HUMANITARIAN AID & DEVELOPMENT ORGNIZATI	Reintegration packages provided to	91,440.00
Sudan		HUMANITARIAN AID & DEVELOPMENT ORGNIZATI	Submission of a detailed work	64,740.00
Sudan		HUMANITARIAN AID & DEVELOPMENT ORGNIZATI	Submission of a detailed work plan	68,580.00
Sudan		HUMANITARIAN AID & DEVELOPMENT ORGNIZATI	Submission of detailed work plan fo	45,720.00
Sudan		HUMANITARIAN AID & DEVELOPMENT ORGNIZATI	Submission of Final narrative and f	91,440.00
Sudan		HUMANITARIAN AID & DEVELOPMENT ORGNIZATI	Training completed for 50% of the p	342,900.00
Sudan		ILF FOR TRADING & CONTRACTING	Aqok Traditional Court Construction	68,090.00
Sudan		International Peace & Development (IPDO)	First installment upon signatu	30,360.00
Sudan		International Peace & Development (IPDO)	First installment upon signature of	30,360.00
Sudan		International Peace & Development (IPDO)	Second Installment upon provision o	57,380.00
Sudan		ISLAMIC RELIEF	RRP 01 Payment Req#06(Balance)	239,370.00
Sudan		ISLAMIC RELIEF	RRP 1 Payment Reg # 7	282,640.00
Sudan		ISLAMIC RELIEF AGENCY	Provision of economic reintegr	129,190.00
Sudan		ISLAMIC RELIEF AGENCY	Provision of economic reintegration	1,252,160.00
Sudan		JAFOR BAGAT MATHIANG	Fence & Gate for Abyei Police HO La	57,460.00
Sudan		JASMAR HUMAN SECURITY ORGANIZATION	1st installment Cont 10% KAd.	47,600.00
Sudan		JASMAR HUMAN SECURITY ORGANIZATION	1st installment Cont.Damazin	79,430.00
Sudan		JASMAR HUMAN SECURITY ORGANIZATION	Completion of training for 50% of t	175,590.00
Sudan		JASMAR HUMAN SECURITY ORGANIZATION	Economic Reintegration Support	534,370.00
Sudan		JASMAR HUMAN SECURITY ORGANIZATION	Economic Reintegration Support Serv	635,450.00
Sudan		JASMAR HUMAN SECURITY ORGANIZATION	ExpRev to correct Account Code	245,580.00
Sudan		JASMAR HUMAN SECURITY ORGANIZATION	ExpRev to correct Account code	824,280.00
Sudan		JASMAR HUMAN SECURITY ORGANIZATION	Provision of Reintegration Sup	509,750.00
Sudan		JASMAR HUMAN SECURITY ORGANIZATION	Reintegration packages for the rema	43,900.00
Sudan		JASMAR HUMAN SECURITY ORGANIZATION	Reintegration packages provided for	222,350.00
Sudan		JASMAR HUMAN SECURITY ORGANIZATION	Reintegration services for190	71,710.00
Sudan		JASMAR HUMAN SECURITY ORGANIZATION	Re-integration support service	172,360.00
Sudan		JASMAR HUMAN SECURITY ORGANIZATION	Reintegration support services	31,760.00
Sudan		JASMAR HUMAN SECURITY ORGANIZATION	Reintegration support services prov	100,120.00
Sudan		JASMAR HUMAN SECURITY ORGANIZATION	Submission of detailed work pl	86,180.00
Sudan		JASMAR HUMAN SECURITY ORGANIZATION	Submission of detailed work plan fo	88,370.00
Sudan		JASMAR HUMAN SECURITY ORGANIZATION	Submission of the following document	126,490.00

Major Contracts for Services Placed by Agency During 2010 (Contracts of \$30,000 or more)

Agency	Location of contractor	Name of contractor	Description of services	Contract value USD
UNDP Continued				
Sudan		JASMAR HUMAN SECURITY ORGANIZATION	Training completed for 50% of	524,410.00
Sudan		JASMAR HUMAN SECURITY ORGANIZATION	Training completed for 50% of the p	549,720.00
Sudan		JASMAR HUMAN SECURITY ORGANIZATION	Training completed for 80% of	173,470.00
Sudan		JASMAR HUMAN SECURITY ORGANIZATION	Training completed for 80% of the p	177,880.00
Sudan		JASMAR HUMAN SECURITY ORGANIZATION	Training of the Remaining 50%	336,090.00
Sudan		JASMAR HUMAN SECURITY ORGANIZATION	Training of the Remaining 50% of th	400,500.00
Sudan		JODAK FOR TRADING & INVESTMENT CO LTD	Transportation of Materials to	249,990.00
Sudan		JODAK FOR TRADING & INVESTMENT CO LTD	Transportation of Materials to the	56,530.00
Sudan		JODAK FOR TRADING & INVESTMENT CO LTD	Transportation of Voter Educat	244,000.00
Sudan		JUBA BEIJING CONSTRUCTION CO. LTD	MOSS Requirement modification for U	92,100.00
Sudan		Juba Bridge Hotel Company	Catering service for the Gover	65,490.00
Sudan		KASAND SOUTH SUDAN LTD	Procurement of Laptop Computer	69,000.00
Sudan		M & M INTERNATIONAL	Construction of Algerienna Blood Ban	202,360.00
Sudan		M & M INTERNATIONAL	Construction of AlgeriennaVCCT- Ardm	46,420.00
Sudan		MANAZIL TRADING & INVESTMENT CO. LTD	Constriction of Civil Service	602,280.00
Sudan		MANAZIL TRADING & INVESTMENT CO. LTD	INFRA - Paymnt Sprad Over 8Mon	255,940.00
Sudan		MANAZIL TRADING & INVESTMENT CO. LTD	Payments spread over 8 months based	531,360.00
Sudan		MANO FOR ROADS & BRIDGES CO.	Earth Work	293,080.00
Sudan		MERIT GROUP	Supply and Delivery of Accommo	64,100.00
Sudan		Ministry of Health-HIV/AIDS Directorate	Liquidation NEX ADV. DV- 94440	37,730.00
Sudan		Ministry of Health-HIV/AIDS Directorate	Liquidation of NEX Adv. Sept 10	102,530.00
Sudan		Ministry of Health-HIV/AIDS Directorate	Record MOH Exp. Oct-Dec09	47,130.00
Sudan		NASR ABDALLA KHAIRI	6 Months Advance payment for G	108,000.00
Sudan		NASR ABDALLA KHAIRI	Payment of Rent of G. City Buil	36,000.00
Sudan		NATIONAL POPULATION COUNCIL	Expense Distribution	285,000.00
Sudan		NATIONAL STR. PLANNING CAPACITY BUILDING	Expense Distribution	43,680.00
Sudan		NEW SUDAN HOTEL	Conference and catering facili	42,000.00
Sudan		Nile Comfort Inn	CD4 Machines and Humacount Tra	45,130.00
Sudan		NILE GLOBAL LIMITED	Upo completion of the substru	30,870.00
Sudan		NILE GLOBAL LIMITED	Upon completion of superstruct	30,870.00
Sudan		NORTH SOUTH CONSULTANTS EXCHANGE	Indicator tracking and assessm	33,060.00
Sudan		NORTH SOUTH CONSULTANTS EXCHANGE	Indicator tracking and assessment p	165,300.00
Sudan		Nuba Mountains International Association	Economic Reintegration Support	291,930.00
Sudan		Nuba Mountains International Association	Economic Reintegration Support Serv	299,300.00
Sudan		Nuba Mountains International Association	ExpRev to correct Account code	189,770.00
Sudan		OXYGEN KATIA	Newspaper publishing	207,300.00
Sudan		PEACE RESEARCH INSTITUTE	2nd Install. as per LoA 04/10	50,000.00
Sudan		PRISM TRADING & CONSTRUCTION COMPANY LTD	30% payment upon completion of roof	31,250.00
Sudan		PROJECT MANAGEMENT BUREAU	4th Installment payable upon	66,030.00
Sudan		RANKER FOR CONTRACTING	Fencing, Gate Constructions	52,560.00
Sudan		Ref:	Milestone No. 1: Up to 5 %	45,970.00
Sudan		Ref: D	Milestone No. 2: Up to 35% R	488,240.00
Sudan		Ref: D	Milestone No. 3: Up to 35%	576,720.00
Sudan		Ref: DD	Milestone No. 4: Up to 10%	72,840.00
Sudan		Ref: DD	Milestone No. 4: Up to 15%	137,910.00
Sudan		Ref: DD	Milestone no. 5: Up to 10% Payable	164,780.00
Sudan		Ref: DD	Milestone no. 6: Up to 10%	93,160.00
Sudan		Ref: DD	Milestone no. 7: Up to 40%	372,660.00
Sudan		Ref: DD	Milestone no. 8: Up to 40%	372,660.00
Sudan		Ref: DD	Milestone no. 9: Up to 10%Payable	93,160.00
Sudan		ROOTS ORGANIZATION FOR DEVELOPMENT	RRP 4 Payment Req # 7	109,020.00
Sudan		ROYAL GARDEN HOTEL	Accomodation facility from 3-1	34,600.00
Sudan		Ruya Association	First installment upon signatu	40,500.00
Sudan		Ruya Association	First installment upon signature of	40,500.00
Sudan		Ruya Association	Second Installment upon provision o	74,250.00
Sudan		SALIH ABDELRAHMAN YAGOUB COMPANY LTD	Advance Payment	134,070.00
Sudan		SALIH ABDELRAHMAN YAGOUB COMPANY LTD	INFRA - Adv Pay, Contract Base	134,070.00
Sudan		SALIH ABDELRAHMAN YAGOUB COMPANY LTD	INFRA - Intrim Pay Certific#1	35,600.00
Sudan		SALIH ABDELRAHMAN YAGOUB COMPANY LTD	INFRA - Intrim Pay Certific#2	201,050.00
Sudan		SALIH ABDELRAHMAN YAGOUB COMPANY LTD	Payments spread over 8 months based	670,360.00
Sudan		SALIH ABDELRAHMAN YAGOUB COMPANY LTD	Upon certificate of substantial com	44,690.00
Sudan		SALIH ABDELRAHMAN YAGOUB COMPANY LTD	Upon final payment upon certificate	44,690.00
Sudan		SEBIT EMMANUEL LUJANG	Nine & half Months rent	46,150.00
Sudan		Southern Sudan Anti-Corruption Commissio	Settlimt Vch99557	35,230.00
Sudan		SOUTHERN SUDAN HIV/AIDS COMMISSION(SSAC)	Record SSAC Exp. Jan - March10	34,610.00
Sudan		SOUTHERN SUDAN HIV/AIDS COMMISSION(SSAC)	Record SSAC Exp. Oct-Dec09	31,590.00
Sudan		SOUTHERN SUDAN RADIO & TV	SSR&TV Final Payment	56,220.00
Sudan		SOUTHERN SUDAN RECONSTRUCTION & DEV FUND	Liquidation - SSRDF LOA	32,500.00
Sudan		SOUTHERN SUDAN RECONSTRUCTION & DEV FUND	Liquidation of voucher SSRDF	55,110.00
Sudan		SUDAFRIC ENG. & CONTRACTING CO. LTD	Caste concrete of grade 20mm t	38,110.00
Sudan		SUDAN OPEN LEARNING ORGANIZARTION (SOLO)	2nd Installment upon completion of	73,020.00
Sudan		Sudanese Development Initiative	Local Youth Labor Market Survey in	39,850.00
Sudan		SUDANESE MOBILE COMPANY (ZAIN)	RCSO-North Mobile Bill For2011	31,880.00
Sudan		SUDANESE RED CRESCENT SOCIETY	2nd Installment upon completion of	53,090.00
Sudan		SUDANESE RED CRESCENT SOCIETY	3rd Installment: payable upon submi	53,090.00
Sudan		SUPER EAGLE GENERAL TRADING & CONST. CO.	20% payment upon completion of	77,670.00
Sudan		SUPER EAGLE GENERAL TRADING & CONST. CO.	20% payment upon completion of supe	38,830.00
Sudan		SUPER EAGLE GENERAL TRADING & CONST. CO.	20% payment upon completion of the	38,830.00
Sudan		SUPER EAGLE GENERAL TRADING & CONST. CO.	30% payment upon completion of roof	58,250.00
Sudan		TAREK NOUR SUDANA	24 Billboards in various locations	69,880.00
Sudan		TAREK NOUR SUDANA	Radio and television programs	65,200.00
Sudan		TAREK NOUR SUDANA	Radio Programmes	1,277,410.00
Sudan		TAREK NOUR SUDANA	Television Programmes	1,094,910.00
Sudan		THE GREAT RUJHA DRILLING SS LTD.	45% payment upon completion borehol	36,400.00
Sudan		THE GREAT RUJHA DRILLING SS LTD.	45% payment upon completion of bore	86,000.00
Sudan		TIHRAGA ENGINEERING FOR BUILDINGS CO.	Construction of Vocational Tra	335,520.00
Sudan		TIHRAGA ENGINEERING FOR BUILDINGS CO.	Construction of Vocational Training	345,060.00
Sudan		TIHRAGA ENGINEERING FOR BUILDINGS CO.	Renovation of Kassala Vocation	52,130.00
Sudan		TOMAK ENGINEERING	Construction of Eifahsir VCT-ART- C	98,230.00
Sudan		TOMAK ENGINEERING	Construction of Eifahsir Blood Bank	166,500.00
Sudan		TOMAK ENGINEERING	Construction of Eifahsir VCCT- Abu	40,600.00
Sudan		UN Office for Project Services	Entry to Cancel double record	88,810.00
Sudan		UN Office for Project Services	Refund UNOPS PYMNT #93189	177,620.00
Sudan		UN SECURITY GUARDS	Salaries Dec 2010	40,100.00
Sudan		UN SECURITY GUARDS	SC Salaries	38,760.00
Sudan		UN SECURITY GUARDS	SC Salaries Nov 2010	41,150.00
Sudan		UN SECURITY GUARDS	UNICEF Khartoum August 2010	40,660.00
Sudan		UN SECURITY GUARDS	UNICEF Khartoum Feb 2010	44,660.00
Sudan		UN SECURITY GUARDS	UNICEF Khartoum Jan 2010	41,680.00
Sudan		UN SECURITY GUARDS	UNICEF Khartoum July 2010	43,080.00
Sudan		UN SECURITY GUARDS	UNICEF Khartoum March 2010	43,010.00
Sudan		UN SECURITY GUARDS	UNICEF Khartoum May 2010	43,000.00
Sudan		UN SECURITY GUARDS	UNICEF Khartoum Oct 2010	39,820.00
Sudan		UN SECURITY GUARDS	UNICEF Khartoum Sept 2010	40,440.00
Sudan		UN SECURITY GUARDS	UNICEF Security Guards	85,070.00
Sudan		UNITED NATIONS MISSION IN SUDAN	Hesco Bastions 3G (1.0mX 1.0m	30,520.00
Sudan		UNITED NATIONS MISSION IN SUDAN	RCSO Jan '08 to Dec '09	80,670.00
Sudan		UNITED NATIONS MISSION IN SUDAN	Reversal of Expenses	36,340.00
Sudan		UNITED NATIONS MISSION IN SUDAN	UNDP Fuel MOU Jul to Dec 2010	168,940.00
Sudan		UNITED NATIONS MISSION IN SUDAN	UNDP/UNMIS MOU	34,590.00
Sudan		WFP KHARTOUM	Common Security Telecom Cost	355,540.00
Sudan		Women Union South Kordofan	First installment upon signature of	41,840.00
Sudan		Women Union South Kordofan	Second Installment upon provision o	76,700.00
Sudan		YASSIN ENGINEERING CO. LTD	Maintenance for the 9 bathrooms in	54,840.00
Suriname		FHR INSTITUTE FOR SOCIAL STUDIES	Institutional Contract FHR	99,950.00
Suriname		MINISTERIE VAN BINNENLANDSE ZAKEN	Expense Distribution	225,520.00
Suriname		Suriname Conservation Foundation	Expense Distribution	50,050.00
Swaziland		Organisational Capacity Developers Insti	Training course for MIC staff	52,500.00
Swaziland		THE COUNCIL OF SWAZILAND CHURCHES	Expense Distribution	31,760.00
Swaziland		UN WORLD FOOD PROGRAMME	Expense Distribution	49,250.00

Major Contracts for Services Placed by Agency During 2010 (Contracts of \$30,000 or more)

Agency	Location of contractor	Name of contractor	Description of services	Contract value USD
UNDP Continued				
Swaziland		WORLD HEALTH ORGANISATION	Expense Distribution	49,250.00
Sweden		ABB AB_NETWORK MANAGEMENT	SCADA training services for Ir	151,680.00
Sweden		POYRY MANAGEMENT CONSULTING (SWEDEN) AB	35% second payment upon submis	68,450.00
Sweden		POYRY MANAGEMENT CONSULTING (SWEDEN) AB	35% second payment upon submission	68,450.00
Sweden		POYRY MANAGEMENT CONSULTING (SWEDEN) AB	35% third installmental paymen	68,450.00
Sweden		POYRY MANAGEMENT CONSULTING (SWEDEN) AB	35% third installmental payment upo	68,450.00
Sweden		SIWI/ Stockholm Vatten AB	2nd QTR FR 2010	170,040.00
Sweden		SIWI/ Stockholm Vatten AB	Financial Report Jan - 31 Mar	99,300.00
Sweden		SIWI/ Stockholm Vatten AB	FR 1-OCT-31 DEC-09 + ADVANCE	200,310.00
Sweden		STHLM POLICY GROUP AB	2nd Installment payable Submis	48,140.00
Sweden		STHLM POLICY GROUP AB	2nd Installment payable Submission	48,140.00
Sweden		STHLM POLICY GROUP AB	3rd Instal - Payable upon: Sub	112,330.00
Sweden		STHLM POLICY GROUP AB	3rd Instal - Payable upon: Submissi	112,330.00
Sweden		STHLM POLICY GROUP AB	4th Instal. Payable upon: Subm	80,240.00
Sweden		STHLM POLICY GROUP AB	4th Instal. Payable upon: Submissio	80,240.00
Sweden		STHLM POLICY GROUP AB	5th and Last Instal payable upon: S	32,100.00
Switzerland		BONARD PAUL	80% ctrat 134/09 & 80% 153/09	38,480.00
Switzerland		CEB Secretariat - UNOG General Fund	RAPID MAPPING SUPPORT HAITI	50,000.00
Switzerland		D&L PARTNERS.SA	First & Second Installment	116,000.00
Switzerland		D&L PARTNERS.SA	Third Installment of ICT Innov	92,770.00
Switzerland		DOMINIQUE WISLER	FIRST DRAFT - ASS. OF MOST APP.	30,660.00
Switzerland		FIPOI-FONDATION DES IMMEUBLES	Rental + charges 1st quarter 2	123,200.00
Switzerland		FIPOI-FONDATION DES IMMEUBLES	Rental + charges 3rd quarter 2	115,330.00
Switzerland		FIPOI-FONDATION DES IMMEUBLES	Rental + charges 4th quarter 2	136,830.00
Switzerland		FIPOI-FONDATION DES IMMEUBLES	Rental charges 2nd quarter 201	123,430.00
Switzerland		Fond. Int. Univ. Hautes Et. Small Arms	AVMASA mapping exercise	39,000.00
Switzerland		FONDATION POUR L'INSTITUT UNIVERSITAIRE	ENKT PROLI ARMS LEG	47,070.00
Switzerland		GLOCAL FORUM	MICRO CAPITAL GRANT AGREEMENT	32,940.00
Switzerland		GLOCAL FORUM	MICRO CAPITAL GRANT AGREEMENT FOR S	32,940.00
Switzerland		GUNTER PIERRE-YVES	Tribunal arbitration for unifo	76,220.00
Switzerland		Hotel Best Western Chavannes de Bogis	Package for conference	73,320.00
Switzerland		ILO	UNDER PROJ 00072362	80,000.00
Switzerland		International Labour Organization	Assessment Phase fund transfer	373,840.00
Switzerland		INTERNATIONAL ORGANIZATION FOR MIGRATION	CRMA-Payment of DLHP MoU 2010	106,000.00
Switzerland		INTERNATIONAL ORGANIZATION FOR MIGRATION	CRMA-Payment of LSNRM MoU 2010	528,000.00
Switzerland		INTERNATIONAL ORGANIZATION FOR MIGRATION	Payment of Q3 2009- 14/02/2010	236,720.00
Switzerland		INTERNATIONAL ORGANIZATION FOR MIGRATION	Payment to IOM as per LOA	290,000.00
Switzerland		INTERNATIONAL TRADE CENTER (ITC)	activités cadre intégré	52,000.00
Switzerland		MISTER ROBERT STEPHAN	SSA 10-078	30,250.00
Switzerland		Novartis Pharma Services A.G	Coartem tab 20/120mg (30 x 12)	78,820.00
Switzerland		Novartis Pharma Services A.G	Coartem tab 20/120mg (30 x 12) disp	78,820.00
Switzerland		Novartis Pharma Services A.G	Coartem tab 20/120mg (30 x 18)	77,950.00
Switzerland		Novartis Pharma Services A.G	Coartem tab 20/120mg (30 x 18) disp	77,950.00
Switzerland		Novartis Pharma Services A.G	Coartem tab 20/120mg (30 x 24)	238,020.00
Switzerland		Novartis Pharma Services A.G	Coartem tab 20/120mg (30 x 24) disp	238,020.00
Switzerland		Novartis Pharma Services A.G	Coartem tab 20/120mg (30 x 6)	68,090.00
Switzerland		Novartis Pharma Services A.G	Coartem tab 20/120mg (30 x 6) disp	68,090.00
Switzerland		Novartis Pharma Services A.G	Freight Cost	84,330.00
Switzerland		S&H SARI	Sharepoint Mushin	75,640.00
Switzerland		Skat Consulting	Organization of a study tour t	50,220.00
Switzerland		Sustainable Business Associate	Remise et validation rapport p	122,170.00
Switzerland		Sustainable Business Associate	Remise et validation rapport phase	218,190.00
Switzerland		SWISS FOUNDATION FOR MINE ACTION	Model contract -2nd Inst 60%	63,170.00
Switzerland		SWISS FOUNDATION FOR MINE ACTION	Professional Consulting Servic	168,170.00
Switzerland		SWISS FOUNDATION FOR MINE ACTION	Professional Consulting Services -	168,170.00
Switzerland		SWISS FOUNDATION FOR MINE ACTION	Professional Consulting Services-20	42,040.00
Switzerland		UN OCHA	RCSO- OCHA Darfur Comp 09&10	70,300.00
Switzerland		UNOG NY ACCOUNT	Expense Distribution	65,000.00
Switzerland		UNOPS NEW YORK	Engagement of UNOPS (PIDU) to act a	43,160.00
Switzerland		World Health Organisation (ICC)	additional memory for server	60,200.00
Switzerland		World Health Organisation (ICC)	Atlas Hosting Charges 1Q 2010	1,047,450.00
Switzerland		World Health Organisation (ICC)	Atlas Hosting Charges 2Q 2010	1,047,450.00
Switzerland		World Health Organisation (ICC)	Atlas Hosting Charges 3Q 2010	1,047,450.00
Switzerland		World Health Organisation (ICC)	Atlas Hosting Charges 4Q 2010	1,047,450.00
Switzerland		World Health Organisation (ICC)	EPM 2009 Q1 Hosting	215,410.00
Switzerland		World Health Organisation (ICC)	EPM 2009 Q2 Hosting	141,000.00
Switzerland		World Health Organisation (ICC)	Managed Messaging Service Pilot - R	65,290.00
Switzerland		World Health Organisation (ICC)	Nintex workflow	33,280.00
Switzerland		World Health Organisation (ICC)	Provision of Atlas Hosting Cha	625,000.00
Switzerland		World Health Organisation (ICC)	Solid state testing for Atlas	41,130.00
Switzerland		World Health Organisation (ICC)	UNICC-Sharepoint 09 (BIM)	369,330.00
Switzerland		WORLD HEALTH ORGANISATION	4 training for multidisciplina	41,510.00
Switzerland		WORLD HEALTH ORGANISATION	ACTIVITY3/GLC FEE 2011	50,000.00
Switzerland		WORLD HEALTH ORGANIZATION	M&E-MDR-TB / Treatment	259,400.00
Switzerland		WORLD HEALTH ORGANIZATION	Nintex Workflow Software for S	39,460.00
Switzerland		WORLD HEALTH ORGANIZATION	Payment of Cost sharing Elemen	50,000.00
Syria		AL-OLABI WALEED&AHDLI RUFAlDA	Rental 1/6/10-30/11/10	60,000.00
Syria		MAMOUN DAEJI	Cost of rehabilitation & renov	35,180.00
Syria		MHD NOURI HUSSEIN	Renovation Al Hareth hospital	31,090.00
Syria		MOFED MASHFEG	NRL Renovation- Last Delivery	43,760.00
Syria		MOHAMMAD MOGTAR	Upon completion & delivery of	51,610.00
Syria		SAMER SAMIR ABU NABBUT	Cost of rehabilitation & renov	30,790.00
Tajikistan		CARITAS SWITZERLAND IN TAJIKISTAN	Disaster Recovery	169,980.00
Tajikistan		DELTA LLC	First interim payment 63%	164,090.00
Tajikistan		GTZ Global TB Drug Facility	Sea freight transport	57,790.00
Tajikistan		INTERNATIONAL ORGANIZATION FOR MIGRATION	Advance payment	164,910.00
Tajikistan		INTERNATIONAL ORGANIZATION FOR MIGRATION	CLOSE OF ADV OF 3+4 QTR OF 201	87,270.00
Tajikistan		KHUDJANDMEHR LLC	Civil works rehabilitation	778,030.00
Tajikistan		KHUDJANDMEHR LLC	PO#6418, 3rd line, BCP Patar	172,900.00
Tajikistan		KHUDJANDMEHR LLC	PO#6418, BCP Patar 1st line	86,450.00
Tajikistan		KHUDJANDMEHR LLC	PO6418, 4th line, Patar	86,450.00
Tajikistan		LLC "SAIR"	Pumps, water	30,380.00
Tajikistan		LLC GULGUN	ENGINEERING SERVICES	106,460.00
Tajikistan		LLC RASSVET	Delivery of combustive-lubrica	37,070.00
Tajikistan		LLC UMED-A	First interim payment 40%	110,120.00
Tajikistan		LLC UMED-A	Second interim payment 35%	96,360.00
Tajikistan		MSDSP GBAO	«Strengthening the role of mah	40,910.00
Tajikistan		OZGUN INSHAAT TAAKHKHUT VE TIDZHARET	Rent	39,510.00
Tajikistan		PGUVH	Community development	33,640.00
Tajikistan		PO "Sugdugrosv Consulting"	Agribusiness	54,410.00
Tajikistan		PO AMONAT	Provision of advanced computer	32,220.00
Tajikistan		PO AMONAT	Provision of advanced computer tran	46,030.00
Tajikistan		Public Agroecologic Organization Lolazor	Construction of delivery pipel	32,070.00
Tajikistan		SINBOD LLC	PO5695,3rdpmnt, BO Nulvand	53,040.00
Tajikistan		SJC ENERGOREMONT	20% Advance Payment	55,990.00
Tajikistan		SJC ENERGOREMONT	First interim payment, 45%	83,980.00
Tajikistan		STROITEL LTD	Civil works rehabilitation	67,250.00
Tajikistan		STROITEL LTD	Dog center, PO#7311, 2nd line	67,400.00
Tajikistan		STROITEL LTD	PO#7311, MADC, adv. pmnt	89,870.00
Tajikistan		TOJIK-TOYOTA LLC	Filters, oil or petrol, for in	76,610.00
Tanzania		ARBITER TANZANIA LIMITED	Arbiter - 5th instal. fees	70,410.00
Tanzania		ARBITER TANZANIA LIMITED	Con-Uluguru Nat. Reserv-Cert.02	32,000.00
Tanzania		AYOUB MGHUNA KIIMU	Expense Distribution	127,600.00
Tanzania		BWAWANI HOTEL	Venue charges for the Media and Obs	40,590.00
Tanzania		CARE TANZANIA	FR - April - June (b) 2010	42,510.00
Tanzania		DCL MULTI DONOR RAPID FUNDING ENVELOPE	Expense Distribution	63,220.00
Tanzania		DCL MULTI DONOR RAPID FUNDING ENVELOPE	FR - 3rd qtr 2010	46,080.00
Tanzania		DELOITTE CONSULTING LIMITED	2.5 FEE - 1ST INSTALLMENT	123,400.00
Tanzania		DELOITTE CONSULTING LIMITED	2.5 FEE - 2ND INSTALLMENT	246,800.00
Tanzania		DELOITTE CONSULTING LIMITED	2.5 FEE - 3RD INSTALLMENT	123,400.00

Major Contracts for Services Placed by Agency During 2010 (Contracts of \$30,000 or more)

Agency	Name of contractor	Description of services	Contract value USD
UNDP Continued			
Tanzania	DHL (TANZANIA) LIMITED	Pouch & courier chgs-Aug'10	51,940.00
Tanzania	HARBOUR VIEW SUITES LTD	Venue charges for the Media and Obs	31,100.00
Tanzania	HUSSEIN YUSUFALI	7.4 OFFICE RENT	78,000.00
Tanzania	INNOVEX DEVELOPMENT CONSULTING LTD	Audit fee, 40% 2nd Installment	48,000.00
Tanzania	INNOVEX DEVELOPMENT CONSULTING LTD	Audit fee, 40% Third and Final	46,420.00
Tanzania	INSTITUTE OF DEVELOPMENT STUDIES	6.5 IDS 1ST INSTALLMENT	90,760.00
Tanzania	INSTITUTE OF RESOURCE ASSESSMENT	Final Install fees - Miombo	75,000.00
Tanzania	INSTITUTE OF RESOURCE ASSESSMENT	IRA - Undertake research on im	74,940.00
Tanzania	INVENTIONS COMPANY LIMITED	1.44 CALL CENTER/HOTLINES NEC	110,320.00
Tanzania	JPS CBS ZANZIBAR MICHEWENI INTERVENTIONS	Micheweni exp Apr-Jun '10	37,600.00
Tanzania	KIGOMA DISTRIC COUNCIL	Expense Distribution	176,840.00
Tanzania	KIGOMA DISTRIC COUNCIL	FR QTR4 2009	51,560.00
Tanzania	MBESSO CONSTRUCTION COMPANY LIMITED	Mbesso - 4th Installm fees	64,760.00
Tanzania	MC MAVONDA INVESTMENT	Expense Distribution	38,500.00
Tanzania	MC MAVONDA INVESTMENT	McMavonda - 4th instalmt fees	64,510.00
Tanzania	MEDIA COUNCIL OF TANZANIA	3.4 FIRST INSTALLMENT UPON COM	60,420.00
Tanzania	MEDIA COUNCIL OF TANZANIA	3.4 FIRST INSTALLMENT UPON COMPL O	60,420.00
Tanzania	MEDIA COUNCIL OF TANZANIA	3.4 FOURTH INSTALLMENT	60,420.00
Tanzania	MEDIA COUNCIL OF TANZANIA	3.4 SECOND INSTALLMENT	120,840.00
Tanzania	MEDIA COUNCIL OF TANZANIA	3.4 THIRD INSTALLMENT	120,840.00
Tanzania	MOHSW JOINT PROGRAMME 5	MoHSW expen apr jun '10	48,400.00
Tanzania	NGARA DISTRICT COUNCIL	Expense Distribution	200,380.00
Tanzania	PRICEWATERHOUSECOOPERS	Audit fees	40,270.00
Tanzania	PRIME MINISTER'S OFFICE	JUNE 2010 - FR	42,820.00
Tanzania	PRO-POOR POLICY AND WEALTH CREATION	MoFEA exp Jan - Mar '10	78,020.00
Tanzania	PRO-POOR POLICY AND WEALTH CREATION	MoFEA exp Jan-Mar '10	37,680.00
Tanzania	REDETT/TEMCO LEAD AGENCY	1st Installment	1,118,730.00
Tanzania	REDETT/TEMCO LEAD AGENCY	2nd Installment	1,118,730.00
Tanzania	REDETT/TEMCO LEAD AGENCY	3rd Installment	656,490.00
Tanzania	REDETT/TEMCO LEAD AGENCY	4th Installment	46,830.00
Tanzania	REDETT/TEMCO LEAD AGENCY	Advance payment	749,270.00
Tanzania	RENCO (Z) LTD	Accommodation and conference f	83,210.00
Tanzania	SALUM MOTOR TRANSPORT CO LTD	Milestone 2: After completion	131,350.00
Tanzania	SALUM MOTOR TRANSPORT CO LTD	Milestone 2: After completion of th	130,340.00
Tanzania	SALUM MOTOR TRANSPORT CO LTD	Milestone1: Per Bill No. 1,2 a	65,680.00
Tanzania	SOUTHERN RANGE NYANZA LTD	Transport des uniformes de la	48,500.00
Tanzania	SYNOVATE TANZANIA	1st installment	154,390.00
Tanzania	SYNOVATE TANZANIA	2nd installment	77,200.00
Tanzania	SYNOVATE TANZANIA	3.12 1ST INSTALLMENT	81,450.00
Tanzania	SYNOVATE TANZANIA	3.12 2ND INSTALLMENT	81,450.00
Tanzania	SYNOVATE TANZANIA	3.12 3RD INSTALLMENT	54,300.00
Tanzania	TACAIDS/UN JOINT PROGRAMME	FR - April - June (c) 2010	53,550.00
Tanzania	TACAIDS/UN JOINT PROGRAMME	FR - July-Sept 2010	33,220.00
Tanzania	TANZANIA CENTRE FOR DEMOCRACY	Expense Distribution	70,220.00
Tanzania	TANZANIA CENTRE FOR DEMOCRACY	Q3 FACE Report 2008	38,380.00
Tanzania	TANZANIA EPISCOPAL CONFERENCE	1st Installment	146,960.00
Tanzania	TANZANIA EPISCOPAL CONFERENCE	2nd Installment	146,960.00
Tanzania	TANZANIA EPISCOPAL CONFERENCE	3rd and last Installment	36,740.00
Tanzania	TANZANIA POLICE FORCE	6.8 POLICE FORCE TRAINING	43,800.00
Tanzania	UDSM REDET CONSULTANCY	Consultancy fee, 5th and final	37,440.00
Tanzania	UNESCO	2.14 1ST INSTALLMENT	136,000.00
Tanzania	UNESCO	ENHANCE HIV/AIDS CAPACITY DEV	49,000.00
Thailand	ADPC FOUNDATION	30/11Reimburse Dec'09 Expense	41,670.00
Thailand	ADPC FOUNDATION	Reported Exp 1-15Dec09(ACT1-3)	67,580.00
Thailand	ASIAN INSTITUTE OF TECHNOLOGY (AIT)	Payment to the contractor AIT;	40,720.00
Thailand	ASIAN INSTITUTE OF TECHNOLOGY (AIT)	Payment to the contractor AIT; Lead	40,720.00
Thailand	ASIAN INSTITUTE OF TECHNOLOGY (AIT)	Payment to the contractor AIT;	40,720.00
Thailand	BRIDGES ACROSS BORDERS SOUTHEAST ASIA	Research Pilot on Legal Educat	37,500.00
Thailand	BURKE CONSTRUCTION COMPANY LIMITED	Office renovation UNDP APRC	102,720.00
Thailand	IAS DISPLACED	To report exps -Sep.10(2)	56,500.00
Thailand	KENAN FOUNDATION ASIA	1st Pmt Curriculum development	129,760.00
Thailand	KENAN FOUNDATION ASIA	2nd-3rd Pmt-INV's 658-668	132,010.00
Thailand	KENAN FOUNDATION ASIA	671/ 673-4th and 5th payment	199,900.00
Thailand	NATIONAL AIDS MANAGEMENT CENTER	23/6-National M & E Dev. Plan	49,200.00
Thailand	THAILAND SECOND NATIONAL COMMUNICATIONS	To report exps. - May 10	30,350.00
Togo	ABSYS TOGO SARL	LOCATION D'EQUIPEMENT VSAT ET	275,130.00
Togo	CEDEAO	Activités relative à la préven	46,800.00
Togo	CENPATO	FOURNITURE DE BUREAU COMPLEMEN	63,840.00
Togo	CFAO TOGO	LOCATION DE 25 VEHICULES AVEC	80,240.00
Togo	COMMISSION ELECTORALE NATIONALE INDEPEND	TRANCHE 1 : 50% AVANCE DE DEMA	455,470.00
Togo	COMMISSION ELECTORALE NATIONALE INDEPEND	TRANCHE 2 : 30% SUR PRESENTATI	273,280.00
Togo	COMMISSION ELECTORALE NATIONALE INDEPEND	TRANCHE 3 : 20% APRES RECEPTIO	182,190.00
Togo	ETABLISSEMENT TAMALGO DJIBRINAN	1ERE TRANCHE : ACQUISITION DEC	46,970.00
Togo	ETABLISSEMENT TAMALGO DJIBRINAN	Expense Distribution	76,020.00
Togo	ETS TOKPE	ACHAT FOURNITURE POUR LES BURE	34,940.00
Togo	GLOBAL TRANSPORT & COMMERCIAL	LOCATION CAMIONS ELECTIONS 201	206,300.00
Togo	GROUPE HERMES	CONCEPTION, REALISATION, PRODU	52,580.00
Togo	LIBRAIRIE BON PASTEUR	FOURNITURES DE BUREAU COMPLEME	32,780.00
Togo	MIDNIGHT SUN	REHABILITATION DE 14 FORAGES :	68,350.00
Togo	MINIST DROITS DE LH CONSOL DE LA DEMOCRA	TRANCHE 1 DU MEMO D'ACCORD 02/	53,330.00
Togo	MINIST DROITS DE LH CONSOL DE LA DEMOCRA	TRANCHE 2 DU MEMO D'ACCORD 02/	36,170.00
Togo	MINISTERE COMMUNICATION ET CULTURE	TRANCHE 1 - MEMO ENTRE PNUD ET	42,700.00
Togo	NALISCAR & TOURS	CONTRAT LOCATION VEHICULE / PE	357,910.00
Togo	PROJET RENFORC CAPAC GESTION ENVIRON	Expense Distribution	34,050.00
Togo	SOCIETE DES POSTES DU TOGO	ACOMPTE A PAYER A LA POSTE SEL	1,389,480.00
Togo	SOCIETE DES POSTES DU TOGO	PAIEMENT FACTURE INDEMNITES D	892,100.00
Togo	SOCIETE DES POSTES DU TOGO	PAIEMENT FACTURE Réf N 001620	38,390.00
Togo	SOCIETE DES POSTES DU TOGO	PAPE 002 2009 - ACOMPTE	2,199,840.00
Togo	SOCIETE DES POSTES DU TOGO	SERVICE COLLECTE, TRANSPORT ET	79,060.00
Togo	SOCIETE DES POSTES DU TOGO	SERVICE DE PAIEMENT DES PERDIE	1,172,750.00
Togo	STE SOLEIL ENERGIE	Paieiment 2ème phase : 90%	39,080.00
Togo	STRATEGIES & SOLUTIONS INFORMATIQUES	80% Après réception du rapport	64,570.00
Togo	STRATEGIES & SOLUTIONS INFORMATIQUES	Expense Distribution	155,980.00
Togo	Telou Kéméalo Mémadouname	Honoraires CI Telou Kéméalo Mémadou	57,170.00
Togo	TOTAL TOGO	PAIEMENT FACTURE N PM10/100600	152,980.00
Togo	UNICEF - SYPPPLY DIVISION DANEMARK	Cost of supplies	149,600.00
Trinidad and Tobago	MINISTRY OF LABOUR	HIV Education for SMEs	42,860.00
Trinidad and Tobago	UN ECON. COMM. FOR LATIN AMER. & CARIBBE	Payment for Food for the affec	32,000.00
Trinidad and Tobago	UNIVERSITY OF THE WEST INDIES	Payment 1-20%/Work plan, sampl	57,800.00
Trinidad and Tobago	UNIVERSITY OF WEST INDIES ST. AUGUSTINE	Social surveys	42,320.00
Tunisia	African Development Bank	Agreement bet. UNDP/ADB on Imp	100,000.00
Tunisia	RAFIK MISSAOUI (ALCOR)	Etude Renforcement Capacités T	34,020.00
Tunisia	RAFIK MISSAOUI (ALCOR)	To Correct VR 16266	34,020.00
Turkey	AL PER ACAR	Alper Acar - May 2010 - December 20	44,310.00
Turkey	ARAPOGULLARI TARIM HAYVANCILIK INS. ELEK	GRANT PAY FOR ARAPOGULLARI	37,090.00
Turkey	C. SUKRU MELEK	Expense Distribution	93,450.00
Turkey	C. SUKRU MELEK	UN HOUSE 2010 RENT 2ND TRANCHE	175,040.00
Turkey	C. SUKRU MELEK	UN HOUSE 2010 RENT FIRST TRANC	218,330.00
Turkey	CUNEYT MENTES MUHENDISLIK MUSAVIRLIK	DESIGN WORKS FOR ANM. WTR. PON	65,000.00
Turkey	DEVLET SU ISLERI VI. BOLGE MUDURLUGU	DSI VI BOLGE MD. CBA GRANT 3RD	31,150.00
Turkey	DIGITEK BILISIM HIZMETLERI LTD. STI.	Expense Distribution	48,940.00
Turkey	FIKRI ONLER-TEKCAM TARIM MAKINALARI	SEDP Galvanized Metal Sheets	36,090.00
Turkey	HABITAT ICIN GENCLIK DERNEGI	E-TRANS 3RD PH ADV CLR MARCH10	36,270.00
Turkey	HABITAT ICIN GENCLIK DERNEGI	E-TRANSFOR. ADV. CLR 2010 JULY	40,230.00
Turkey	ISIK OGUZERTEM	Consultancy services under SSA-037/	35,500.00
Turkey	ISKAR HAYVANCILIK GIDA INS.TAR.TEM.SAN.	GRANT PAY. FOR ISKAR HAYVAN. -1	38,150.00
Turkey	MMC YAPI MIM.MUH.INS.ELEK.MADENCILIK	CONS. OF. DRINKING WATER TANK-	57,110.00
Turkey	MMC YAPI MIM.MUH.INS.ELEK.MADENCILIK	CONSTR. OF DRINKING WTR TANK	63,450.00
Turkey	ORTADO?U ORMANCILIK PROJE ETUT VE	Approval of the Midterm Report	38,800.00
Turkey	PAS-HA MIMARLIK MUHENDISLIK INSAAT GIDA	CONS. OF CULVERT & PIPE LAYING	80,470.00

Major Contracts for Services Placed by Agency During 2010 (Contracts of \$30,000 or more)

Agency	Location of contractor	Name of contractor	Description of services	Contract value USD
UNDP Continued				
Turkey		PAS-HA MIMARLIK MUHENDISLIK INSAAT GIDA	DESIGN WORKS OF CLOSED IRRIGAT	86,050.00
Turkey		S. S. EGIIL ILCE MERKEZI TARIMSAL KALKINMA	GRANT PAY. FOR S.S. EGIIL MER.2	96,200.00
Turkey		SANLI INSAAT TICARET LIMITED SIRKETI	1ST INTERIM PAYMENT FOR CONS.	141,770.00
Turkey		SANLI INSAAT TICARET LIMITED SIRKETI	2ND INTERIM PAYMENT OF GULECOB	87,840.00
Turkey		SIVAS ILLI DAMIZLIK SIGIR YETISTIRICILERI	Expense Distribution	81,970.00
Turkey		TUNC DENIZ SENSOY	T.D.SENSOY DEL-5 MAR	36,000.00
Turkey		YANKI SEYAHAT VE TURIZM ACENTASI LTD STI	81 Local Administrators Inserv	32,500.00
Turkey		YANKI SEYAHAT VE TURIZM ACENTASI LTD STI	81 Local Administrators Inservice T	32,500.00
Turkey		YANKI SEYAHAT VE TURIZM ACENTASI LTD STI	Acc.&land trans IBM CSC Team5	38,040.00
Turkey		YANKI SEYAHAT VE TURIZM ACENTASI LTD STI	IIDP & LCP LAUNCH EVENT EXPENS	53,760.00
Turkey		YANKI SEYAHAT VE TURIZM ACENTASI LTD STI	MDG+10 REGIONAL CONN.TECH. EQUIP	103,570.00
Turkey		YANKI SEYAHAT VE TURIZM ACENTASI LTD STI	MDG+10 REGIONAL CONFERENCE ACC	112,380.00
Turkey		YANKI SEYAHAT VE TURIZM ACENTASI LTD STI	MDG+10 REGIONAL CONFERENCE FOO	107,280.00
Turkey		YANKI SEYAHAT VE TURIZM ACENTASI LTD STI	MDG+10 REGIONAL CONFERENCE ORG	42,820.00
Turkey		YANKI SEYAHAT VE TURIZM ACENTASI LTD STI	MDG+10REG.CONFERENCE CONFERENC	31,180.00
Turkey		YANKI SEYAHAT VE TURIZM ACENTASI LTD STI	Mediation Training Seminars Re	105,620.00
Turkey		YESRIB DOGALGAZ INS. PET. TARIM URUNLERI	GRANT PAT. FOR YESRIB TARIM	30,520.00
Turkmenistan		ALTYN GURLUSYK	Refurbishment of the Training	227,540.00
Turkmenistan		ALTYN GURLUSYK	Refurbishment of the Training Cente	227,540.00
Turkmenistan		BATAL HOJALYK JEMGGYETI	2nd INSTALLMENT	32,430.00
Turkmenistan		BATAL HOJALYK JEMGGYETI	Fifth installment, Constructio	50,000.00
Turkmenistan		BATAL HOJALYK JEMGGYETI	Fifth installment, Construction of	50,000.00
Turkmenistan		BATAL HOJALYK JEMGGYETI	First installment,Construction	70,000.00
Turkmenistan		BATAL HOJALYK JEMGGYETI	First installment,Construction of t	70,000.00
Turkmenistan		BATAL HOJALYK JEMGGYETI	Forth installment, Constructio	80,000.00
Turkmenistan		BATAL HOJALYK JEMGGYETI	Forth installment, Construction of	80,000.00
Turkmenistan		BATAL HOJALYK JEMGGYETI	Second installment, Construct	80,000.00
Turkmenistan		BATAL HOJALYK JEMGGYETI	Second installment, Construction of	80,000.00
Turkmenistan		BATAL HOJALYK JEMGGYETI	Sixth installment, Constructio	35,000.00
Turkmenistan		BATAL HOJALYK JEMGGYETI	Sixth installment, Construction of	35,000.00
Turkmenistan		BATAL HOJALYK JEMGGYETI	Third installment, Constructio	85,000.00
Turkmenistan		BATAL HOJALYK JEMGGYETI	Third installment, Construction of	85,000.00
Turkmenistan		GURBANMUHAMMET ABDYRAHMANOV	1st tranche	75,260.00
Turkmenistan		KAKABAY BAYSAMEDOV	1st tranche	30,110.00
Turkmenistan		KAKABAY BAYSAMEDOV	2nd tranche	71,250.00
Turkmenistan		TUMAR HUSUSY KARHANASY	2nd installment - 80% of payme	66,090.00
Tuvalu		GOVERNMENT OF TUVALU	Expense Distribution	36,530.00
Tuvalu		GOVERNMENT OF TUVALU	TUV NAPA Q3FR AUD79705.24	35,980.00
Uganda		Albertine Rift Valley Forests of Uganda	Accountability for 1st&2nd qrt	113,790.00
Uganda		Albertine Rift Valley Forests of Uganda	July-Sept Expenses	77,240.00
Uganda		GEORGE WASHINGTON KIVUMBI	Fee 20th Jan 2010 - 19th April 201	36,100.00
Uganda		HOPE BAGYENDERA CHIGUDU	SSA- Contract from 19 May 2010 to 3	56,000.00
Uganda		Hope Florence Kabuchu	UNDP/PB/SSA/2010/31	60,960.00
Uganda		IMPERIAL RESORT BEACH HOTEL	National Stakeholders' Consult	34,450.00
Uganda		INTERNATIONAL MEDICAL FOUNDATIONAL	Medical Rehab MGLSD/MAVA/MOH	38,550.00
Uganda		KABIRA COUNTRY CLUB LTD	13 days accommodation for 45 pa	43,570.00
Uganda		MOSES KASULE KIBIRIGE	Salary for Technical consultant- Mo	40,500.00
Uganda		NATIONAL URBAN POLICY DEV.SUPPORT (NUPDS	Jan-Jun accountability	34,210.00
Uganda		NEKA INVESTMENTS LTD	Rent for months of May, June,	40,000.00
Uganda		NEKA INVESTMENTS LTD	Rent for Prince Charles Drive	40,000.00
Uganda		PAMARK ENGINEERING SERVICES LTD	Upon Finalization of the appro	33,820.00
Uganda		SOCIO-ECONOMIC DATA CENTRE LTD	Baseline Survey for Civic and	46,380.00
Uganda		SOCIO-ECONOMIC DATA CENTRE LTD	Baseline Survey for Civic and Voter	154,610.00
Uganda		Sumadhura Technologies Limited	Palement Facture Sumadhura	118,200.00
Ukraine		ADANIT-SERVICE CO	Conf serv/LTA2009/26/22-24.12	60,710.00
Ukraine		ADANIT-SERVICE CO	Conf serv/LTA2009/26/22-24.12.10/1v	50,710.00
Ukraine		ADANIT-SERVICE CO	EOWR, forum on gender educatio	33,960.00
Ukraine		ARENA CS, LTD	EOWR, 3rd session for trainers	31,910.00
Ukraine		ARENA CS, LTD	EOWR, LTA #2009/027, event #69	55,590.00
Ukraine		ARENA CS, LTD	Logistical support for MSM con	30,680.00
Ukraine		COUNTERPART CREATIVE CENTR	CSDP, agr. # 2009/031 dd 14/10	134,590.00
Ukraine		COUNTERPART CREATIVE CENTR	CSDP, agr. # 2009/034 dd 14/10	134,030.00
Ukraine		Ecovyp TOV	PIIMS 3056, rehabilitation of t	162,410.00
Ukraine		Ecovyp TOV	PIIMS 3056, rehabilitation of the Bo	162,410.00
Ukraine		Kobzar Mykola Kostyantynovych PP	Contr #2010/26 dated 02.11.201	44,040.00
Ukraine		MittalService LCC	Development of detailed design for	30,400.00
Ukraine		Mizharodnyi blagodyynyi fond	Tranche 3/Cascades trainings	99,270.00
Ukraine		PRIMADOM Ltd	Office HQ rent fee/Feb'10	32,570.00
Ukraine		PRIMADOM Ltd	Rental fee/HQ premises/Aug'10	32,570.00
Ukraine		PRIMADOM Ltd	rental fee/HQ/Apr'10	32,570.00
Ukraine		PRIMADOM Ltd	rental fee/HQ/Aug'10	32,570.00
Ukraine		PRIMADOM Ltd	Rental fee/HQ/June'10	32,570.00
Ukraine		PRIMADOM Ltd	Rental fee/HQ/Oct'10	32,570.00
Ukraine		PRIMADOM Ltd	rental fee/HQpremisses/Jan'10	32,570.00
Ukraine		PRIMADOM Ltd	Rental fee/july'10/HQ	32,570.00
Ukraine		PRIMADOM Ltd	Rental fee/March'10/premisses	32,570.00
Ukraine		PRIMADOM Ltd	rental fee/Nov'10/HQ	32,570.00
Ukraine		PRIMADOM Ltd	Rental fee/May/HQ	32,570.00
United Arab Emirates		AL GHURAIR PRINTING & PUBLISHING HOUSE	Airfreight costs for Cotton T-Shirt	100,690.00
United Arab Emirates		AL GHURAIR PRINTING & PUBLISHING HOUSE	Airfreight costs for Shopping bags	63,000.00
United Arab Emirates		AL GHURAIR PRINTING & PUBLISHING HOUSE	Banners (Double size 1m*2.8m	86,660.00
United Arab Emirates		AL GHURAIR PRINTING & PUBLISHING HOUSE	Cotton Caps Production	101,900.00
United Arab Emirates		AL GHURAIR PRINTING & PUBLISHING HOUSE	Cotton T-Shirts production	263,250.00
United Arab Emirates		AL GHURAIR PRINTING & PUBLISHING HOUSE	Freight Charges for the above items	173,810.00
United Arab Emirates		AL GHURAIR PRINTING & PUBLISHING HOUSE	Shopping bags production	206,500.00
United Arab Emirates		AL GHURAIR PRINTING & PUBLISHING HOUSE	Wristbands	82,500.00
United Arab Emirates		COFFEY INTERNATIONAL DEVELOPMENT PTY LTD	Energy Efficiency Loss Reduction Co	63,530.00
United Arab Emirates		COFFEY INTERNATIONAL DEVELOPMENT PTY LTD	Environment consultant	31,760.00
United Arab Emirates		COFFEY INTERNATIONAL DEVELOPMENT PTY LTD	Renewable Energy Consultant	31,760.00
United Arab Emirates		GEOPOLICITY INC. BR	Contract for the Preparator S	1,455,520.00
United Arab Emirates		OKI GENERAL TRADING LLC.	Toyota Land Cruiser HZJ76 Hardtop	141,110.00
United Arab Emirates		RASHIDDIDIN MOHAMMADI	Lease Agreement Signed between	216,000.00
United Arab Emirates		RASHIDDIDIN MOHAMMADI	Rent of Elect HQ April-Sep-10	108,000.00
United Arab Emirates		RASHIDDIDIN MOHAMMADI	Rent of Elect HQ Premises in S	162,000.00
United Kingdom		ABS Consulting Ltd.	Beirut blast mitigation projec	30,620.00
United Kingdom		ACTION AGAINST HUNGER	Ultimo pago contrato No.0250-2	34,930.00
United Kingdom		Adparvar, Naysan	SSA Contract	38,500.00
United Kingdom		AERO VOTE LIMITED	LEGISLATIVE BALLOT PAPERS	118,000.00
United Kingdom		AERO VOTE LIMITED	LIVRAISON DDU BANGUI 1&2	205,000.00
United Kingdom		AERO VOTE LIMITED	PRESIDENTIAL BALLOT PAPERS	76,000.00
United Kingdom		AERO VOTE LTD	IMPRESSION DES BULLETINS DE VO	256,830.00
United Kingdom		ALBANY ASSOCIATES LTD	Media Training on Court Report Medi	34,890.00
United Kingdom		ALCONTROL UK LIMITED	Payment to Alcontrol Laborator	433,340.00
United Kingdom		ALCONTROL UK LIMITED	Payment to Alcontrol Laboratories (788,120.00
United Kingdom		Almsteier Leopold Stephen	Professional Fee of Stephen Al	74,200.00
United Kingdom		ARUNDELLE INDUSTRIAL SERVICES Ltd	Arundelle-Last installment	103,400.00
United Kingdom		Askonas Holt Limited	TRANSP Y ALQ INSTR MUS P48522	276,370.00
United Kingdom		BABAR SOBHAN	SSA#2010/163, Mr. Babar Sobhan from	30,880.00
United Kingdom		BBC WORLD SERVICE TRUST	BBC World Trust Service - Radi	46,990.00
United Kingdom		BBC WORLD SERVICE TRUST	BBC World Trust Service - Radio cam	46,990.00
United Kingdom		BBC WORLD SERVICE TRUST	BBC's payment-2nd installment	124,390.00
United Kingdom		BBC WORLD SERVICE TRUST	BBC's payments-1st installment	248,790.00
United Kingdom		BBC WORLD SERVICE TRUST	Milestone 1 -Editorial skills	54,780.00
United Kingdom		BBC WORLD SERVICE TRUST	Milestone 2	140,980.00
United Kingdom		BBC WORLD SERVICE TRUST	Milestone 3	93,980.00
United Kingdom		BBC WORLD SERVICE TRUST US DOLLARS MAIN	086 Second Instalm PSC10/7/004	38,160.00
United Kingdom		BBC WORLD SERVICE TRUST US DOLLARS MAIN	089 Final Inst 25% PSC10/7/004	38,160.00
United Kingdom		CALEB MANAGEMENT SERVICES LIMITED	Contract Cost - 15 May	39,800.00
United Kingdom		CARIBSAVE	REVERSE V. 16466 (\$198,680.00)	198,680.00
United Kingdom		CIDT	40% upon submission & acceptan	39,960.00

Major Contracts for Services Placed by Agency During 2010 (Contracts of \$30,000 or more)

Agency	Location of contractor	Name of contractor	Description of services	Contract value USD
United Kingdom		CIDT	40% upon submission & acceptance of	39,960.00
United Kingdom		CIDT	50% upon submission and acceptance	49,960.00
United Kingdom		Clare Blenkinsop	SSA/BCPR/08/027 - Amend_3	46,550.00
United Kingdom		Coffey International Development	RLA-Stephanie Hodge-MTE-45 wor	33,750.00
United Kingdom		DAVEL PATEL	The final 40 % of the payment will	32,800.00
United Kingdom		David Howlett	Contract - 10 June - 31 December	45,000.00
United Kingdom		DAVID MORGAN	Six months service fee for David Mo	88,750.00
United Kingdom		DOMINIC WILFRED GRANT	Daily Fee	93,000.00
United Kingdom		DOMINIC WILFRED GRANT	FEE + SOLA of March	31,000.00
United Kingdom		DOMINIC WILFRED GRANT	JAN.10 FEE & SOLA	31,000.00
United Kingdom		DOMINIC WILFRED GRANT	SOLA payments to Mr. Dominic	39,100.00
United Kingdom		DOMINIC WILFRED GRANT	SSA contract Fee to Dominic	212,000.00
United Kingdom		ELECTORAL REFORM INTERNATIONAL SERVICES	4.1 - 4.5 - 1st INSTALLMENT	444,910.00
United Kingdom		ELECTORAL REFORM INTERNATIONAL SERVICES	4.1 - 4.5 - 2nd INSTALLMENT	1,038,130.00
United Kingdom		ELECTORAL REFORM INTERNATIONAL SERVICES	4.1 - 4.5 - 3rd INSTALLMENT	1,038,130.00
United Kingdom		ELECTORAL REFORM INTERNATIONAL SERVICES	4.1 - 4.5 - 4th INSTALLMENT	222,460.00
United Kingdom		EMERGENT ECONOMICS	Production & Printing of final	54,040.00
United Kingdom		EXMED UK LTD	Provision of Medical Emergency	1,157,680.00
United Kingdom		EXMED UK LTD	Provision of Medical Emergency Evac	1,205,820.00
United Kingdom		FAUNA AND FLORA INTERNATIONAL	PYMT 50% FFI	50,000.00
United Kingdom		GARRAD HASSAN AND PARTNERS LIMITED	3RD Payment (50%) of Contract	32,940.00
United Kingdom		Graham James Keddle	SSA contract Fee for James Keddle t	34,650.00
United Kingdom		INTERNATIONAL BUSINESS LEADERS FORUM	3rd payment on the Micro capit	37,500.00
United Kingdom		JOHN WEST	Lump Sum fees for EITI Energy repor	82,880.00
United Kingdom		JULIAN ABRAMS	Reverse TRAC to SIDA	44,880.00
United Kingdom		KENNETH NORMAN WESTGATE	Westgate K - 2nd installment p	32,700.00
United Kingdom		KENNETH NORMAN WESTGATE	Westgate K - 2nd installment paymen	32,700.00
United Kingdom		LANTRADE GLOBAL SUPPLIES (LGS)	Freight charges to DDU Warehouse in	65,900.00
United Kingdom		LSE ENTERPRISE LTD.	70% contract value-final pay	69,380.00
United Kingdom		MARK STEWART PRODUCTIONS	2nd Payment	61,470.00
United Kingdom		MARK STEWART PRODUCTIONS	High Quality television	153,820.00
United Kingdom		MARK STEWART PRODUCTIONS	TV Doc Fiani Payment	88,500.00
United Kingdom		MERCY CORPS SCOTLAND	RRP 02 Payment Req # 02	580,530.00
United Kingdom		MERCY CORPS SCOTLAND	RRP 02 Payment Request NOR# 1	967,550.00
United Kingdom		MERCY CORPS SCOTLAND	RRP 2 Payment request # 6	233,680.00
United Kingdom		MICHAEL CROOK	Salary from 1 February 2010 to 31 O	105,880.00
United Kingdom		ONE WORLD LINK	Payment for 26 Skips & shipment	42,000.00
United Kingdom		OVERSEAS DEVELOPMENT INSTITUTE	6228-2nd installment fr Stage3	45,000.00
United Kingdom		OVERSEAS DEVELOPMENT INSTITUTE	AUDIT Sub-contract Grants Agree	38,700.00
United Kingdom		OVERSEAS DEVELOPMENT INSTITUTE	Stage 3 - Final installment	49,200.00
United Kingdom		OVERSEAS DEVELOPMENT INSTITUTE	Stage 3 - First installment	90,000.00
United Kingdom		OVERSEAS DEVELOPMENT INSTITUTE	Stage 3 - Second installment	45,000.00
United Kingdom		OVERSEAS DEVELOPMENT INSTITUTE	Stage 3 - Third installment	90,000.00
United Kingdom		OXFORD POLICY MANAGEMENT	PSIA evaluation	98,180.00
United Kingdom		PAUL GUERIN	SSA EVALUATION EXPERT - CONSULTING	33,000.00
United Kingdom		PHILIP IAN PEIRCE	Principal Advisor for SCIBM	31,200.00
United Kingdom		Philip Wilkinson	SSA contract No. SSA-070/10 from 1s	66,640.00
United Kingdom		POST-WAR RECON.&DEVELOP.UNIT.UNI.OF YORK	3RD PYMT 30% OF CONT.FEES 09/3	43,960.00
United Kingdom		Practical Action Consulting Limited	2nd Installment: Upon receipt o	50,180.00
United Kingdom		Practical Action Consulting Limited	2nd Installment: Upon receipt of the	50,180.00
United Kingdom		Practical Action Consulting Limited	3rd Installment: Upon approval of	50,180.00
United Kingdom		PRICE WATERHOUSE COOPERS LLP	FINAL 1ST/ 2ND TIER COUNTRY RE	40,270.00
United Kingdom		Prime Production LTD	Contract with Prime Production	98,160.00
United Kingdom		SAFER WORLD	Payment of installment 1 of Sa	48,680.00
United Kingdom		Saferworld	Request to hire service provid	34,600.00
United Kingdom		Saferworld	Request to hire service provider to	34,600.00
United Kingdom		Saferworld	Upon acceptance of inception report	51,910.00
United Kingdom		SAVE THE CHILDREN - UK	RRP- 10 Payment Req # 6	1,028,720.00
United Kingdom		SIMON ANTHONY RYNN	FEE FOR PERIOD JULY TO NOVEMBER 200	31,000.00
United Kingdom		Sinisa Milatovic	Sinisa Milatovic - A2J Survey Leade	50,810.00
United Kingdom		STRATEGIC AGENDA	Ttraduction en anglais du rapp	43,770.00
United Kingdom		THE MET OFFICE	2nd pay to MET Office	172,330.00
United Kingdom		THE POLICY PRACTICE LIMITED	OGC Political Economy analysis	30,810.00
United Kingdom		The Thomson Foundation	Development of a communication stra	37,130.00
United Kingdom		TSAMOTA LTD	Legal Research & Library-EC	53,950.00
United Kingdom		TSAMOTA LTD	Pilot Court Assesment Basrah	79,860.00
United Kingdom		UNIVERSITY OF OXFORD	Research grants	40,000.00
United Kingdom		WILLIS Limited	SSA death & disability insuran	325,930.00
United Kingdom		WILLIS Limited	UNDP JPO Insurance	211,020.00
United Kingdom		WRITERS & SCHOLARS INTERNATIONAL	index on Censorship	1,030,210.00
United Kingdom (Gibraltar)		TOYOTA GIBRALTAR STOCKHOLDINGS LTD	02 Vehicules Toyota LC PRADO T	71,980.00
United Kingdom (Gibraltar)		TOYOTA GIBRALTAR STOCKHOLDINGS LTD	03 Vehicules Toyota LC Hardto	111,670.00
United Kingdom (Gibraltar)		TOYOTA GIBRALTAR STOCKHOLDINGS LTD	10 Vehicules Toyota LHD Hi Lux	273,980.00
United Kingdom (Gibraltar)		TOYOTA GIBRALTAR STOCKHOLDINGS LTD	Achat vehicule 4x4 type Hilux	81,330.00
United Kingdom (Gibraltar)		TOYOTA GIBRALTAR STOCKHOLDINGS LTD	Fourniture de 01 Toyota Land cruise	38,020.00
United Kingdom (Gibraltar)		TOYOTA GIBRALTAR STOCKHOLDINGS LTD	Fourniture de 01 vehicule LAND CRUI	53,690.00
United Kingdom (Gibraltar)		TOYOTA GIBRALTAR STOCKHOLDINGS LTD	Freight and Insurance JUBA	50,600.00
United Kingdom (Gibraltar)		TOYOTA GIBRALTAR STOCKHOLDINGS LTD	Freight Charge	44,000.00
United Kingdom (Gibraltar)		TOYOTA GIBRALTAR STOCKHOLDINGS LTD	Hi-Ace Bus (for use in extreme	114,130.00
United Kingdom (Gibraltar)		TOYOTA GIBRALTAR STOCKHOLDINGS LTD	Hi-Ace Bus (for use in extreme clam	115,060.00
United Kingdom (Gibraltar)		TOYOTA GIBRALTAR STOCKHOLDINGS LTD	LAN25L-PRMDENS LHD Hilux Doubl	167,040.00
United Kingdom (Gibraltar)		TOYOTA GIBRALTAR STOCKHOLDINGS LTD	Land Cruiser hardtops as per s	103,170.00
United Kingdom (Gibraltar)		TOYOTA GIBRALTAR STOCKHOLDINGS LTD	MOTOR VEHICLES AND PARTS AND A	45,750.00
United Kingdom (Gibraltar)		TOYOTA GIBRALTAR STOCKHOLDINGS LTD	TOYOTA LAND CRUISER 20SW GX V8	249,800.00
United Kingdom (Gibraltar)		TOYOTA GIBRALTAR STOCKHOLDINGS LTD	Toyota Land Cruiser Hardtop 5 door1	46,650.00
United Kingdom (Gibraltar)		TOYOTA GIBRALTAR STOCKHOLDINGS LTD	TOYOTA LAND CRUISER PRADO TXL, Turb	48,730.00
United Kingdom (Gibraltar)		TOYOTA GIBRALTAR STOCKHOLDINGS LTD	TWO (2) VEHICLES TOYOTA L. CRU	63,850.00
United States		22nd Century Technologies Inc.	22nd Century Technologies - Till De	41,600.00
United States		A.K. Office Supplies, LTD	Printing of PDNA and National	31,890.00
United States		ABM Janitorial Services	DC1 Bldg. Maintenance Service chrg	58,310.00
United States		ABM Janitorial Services	Maintenance Service charges- FF Bui	38,240.00
United States		Academy for Educational Development	Contrat 08/2009 : frais consul	50,000.00
United States		ADOBE SYSTEMS INCORPORATED	Adobe/Day Invoice Number 4008	99,280.00
United States		African Group LLC	Consultancy service-African Group L	45,100.00
United States		ALEC LARS HANSEN	ALEC REMAINING	48,100.00
United States		Alexander Wolf & Son A Division Of A.W.	DC1-17th floor - Conference Ro	35,300.00
United States		American Express Travel Related Services	AMEX Direct Expenses Managemen	955,070.00
United States		American Express Travel Related Services	Amex Direct Expenses Managemen	216,610.00
United States		American Express Travel Related Services	Amex Direct Expenses Management Fee	349,570.00
United States		American Express Travel Related Services	AMEX Diret Expenses Management	61,010.00
United States		American University	Payment to AU the 3rd Mile Sto	38,490.00
United States		Aramark-United Nations Catering	Energy side event 21 Sep 10 -	30,870.00
United States		ARCHITECTURAL FLOORING RESOURCE, INC	Carpeting FF-12th floor - Targ	46,370.00
United States		ARCHITECTURAL FLOORING RESOURCE, INC	Carpeting FF-12th floor - Target Da	46,370.00
United States		ARCHITECTURAL FLOORING RESOURCE, INC	Carpeting FF-5th floor - Target Dat	77,250.00
United States		ARCHITECTURAL FLOORING RESOURCE, INC	Carpeting FF-8th floor - Targe	69,500.00
United States		ARCHITECTURAL FLOORING RESOURCE, INC	Carpeting FF-8th floor - Target Dat	69,500.00
United States		AT&T	AT&T (Cingular Wireless)	43,800.00
United States		ATYPICA INC.	Extension 28 Jan 2011, 90 WD	39,600.00
United States		AUDITOR GENERAL- REPUBLIC SOUTH AFRICA	2010 Q2 Ext Audit UNDP	197,900.00
United States		AUDITOR GENERAL- REPUBLIC SOUTH AFRICA	2010 Q3 Ext Audit UNDP	197,900.00
United States		AUDITOR GENERAL- REPUBLIC SOUTH AFRICA	2010 Q4 Ext Audit UNDP	197,900.00
United States		AUDITOR GENERAL- REPUBLIC SOUTH AFRICA	UNDP Ext. Audit Fees 2010, Q1	197,900.00
United States		BALANCE SCORECARD INSTITUTE	Balanced Score Card Training	42,650.00
United States		BIRCHES GROUP LLC	GEF Fees Birches grp. 07/06 -	35,250.00
United States		BIRLASOFT INC	Consultant Atlas PS Admin/DBA from	94,720.00
United States		Black Box Corporation	Black Box -The renewal of the	149,590.00
United States		Black Box Corporation	Blackbox RFP for VoicemailAC	138,710.00
United States		Black Box Corporation	Daily News Building - AASTRA 6757i	36,330.00
United States		Black Box Corporation	Daily News Building MX TS HW fixed	51,310.00

Major Contracts for Services Placed by Agency During 2010 (Contracts of \$30,000 or more)

Agency	Location of contractor	Name of contractor	Description of services	Contract value USD
UNDP Continued				
United States		Black Box Corporation	Equipment/wire and analogue to be s	56,000.00
United States		Brainvisa Inc	Natural Resources & Conflict -	40,000.00
United States		BROTHERS CONTRACTING COMPANY	CIVIL WORK FOR MOFA- %20 OF TO	609,030.00
United States		Burton Group Inc	ICT Advisory Services on Security &	61,800.00
United States		CA, Inc./Computer Associates Intl, Inc.	Siteminder License	59,810.00
United States		CASALS AND ASSOCIATES INC.	Payment for professional servi	92,820.00
United States		CDR ASSOCIATES	UN EC Training Module design	54,000.00
United States		CENTER FOR INTERNATIONAL POLICY	RLA/BCPR/2010/002	38,090.00
United States		CISCO SYSTEMS INC.	ARG/06/011-INV 14138519	298,360.00
United States		Cisco Systems Inc.(C.C.N.P.)	Cisco Hardware Maintenance for 04 D	105,180.00
United States		CISCO SYSTEMS, INC.	Adquisición de Lote de Routers	149,100.00
United States		CISCO SYSTEMS, INC.	Ampliación de la Red Internet	1,774,350.00
United States		CISCO SYSTEMS, INC.	PO-16466 Call Manager	120,900.00
United States		CISCO SYSTEMS, INC.	UNDP	50,200.00
United States		Clean Energy Alternatives (CEA) Inc.	1st Installment as per signed	93,470.00
United States		Clean Energy Alternatives (CEA) Inc.	1st installment as per signed	62,500.00
United States		Clean Energy Alternatives (CEA) Inc.	1st Installment as per signed LOA b	37,500.00
United States		Clean Energy Alternatives (CEA) Inc.	2nd Installment as per signed LOA b	37,500.00
United States		CMC Americas Inc	CMC America Till Dec2010	43,520.00
United States		COFFEY INTERNATIONAL DEVELOPMENT	Consultancy fees	33,380.00
United States		COFFEY INTERNATIONAL DEVELOPMENT	DOCO Functional Review ? Phase	50,060.00
United States		COFFEY INTERNATIONAL DEVELOPMENT	Independant review Staffing UN	45,100.00
United States		COFFEY INTERNATIONAL DEVELOPMENT	Independant review UNDP Global	45,100.00
United States		COFFEY INTERNATIONAL DEVELOPMENT	Inv# 255, Milestone 5 (Year 1)	49,510.00
United States		COFFEY INTERNATIONAL DEVELOPMENT	Invoice #252, Milestone 5	86,590.00
United States		COFFEY INTERNATIONAL DEVELOPMENT	Palement Rapport final Coffey	39,570.00
United States		COLORCRAFT OF VIRGINIA INC.	Printing services	43,430.00
United States		COLORCRAFT OF VIRGINIA INC.	Printing services- HDR2010	44,340.00
United States		COMMUNITY SYSTEMS FOUNDATION	CSF- DEV OF MASEDA WEBSITE	35,760.00
United States		Community Systems Foundation	Global DevInfo workplan for 20	80,430.00
United States		Community Systems Foundation	Global DevInfo workplan for 2010 (s	143,420.00
United States		CONSENSUS BUILDING INSTITUTE	Contract # 2009/2, Political S	38,790.00
United States		Consolidated Graphics	Printing services	162,210.00
United States		CRISTINA COLON	SSA no. 031/2010 - 15 July 2010 to	61,120.00
United States		DACC ASSOCIATES LLC	Hankook Dynapro Tyre, 245/75 R	89,400.00
United States		DALBERG CONSULTING	Contracts	375,000.00
United States		DALBERG CONSULTING	Inv# 2009/930; DaO-Change Mana	68,050.00
United States		Dascom Inc.	Daily News Building 20th floor - Co	58,400.00
United States		DAY SOFTWARE INC.	CMS softwares for web team	71,480.00
United States		DAY SOFTWARE INC.	Contractual Services Day Softw	89,900.00
United States		DAY SOFTWARE INC.	DAY SOFTWARE INVOICES #3478 FO	98,700.00
United States		DAY SOFTWARE INC.	Invoice 3048 Consulting Servic	35,840.00
United States		DAY SOFTWARE INC.	Invoice 3049 for Consulting Ho	42,940.00
United States		DAY SOFTWARE INC.	Professional Services Invoice	48,800.00
United States		DELL WORLD TRADE L.P.	Servidores Tipo 1	31,100.00
United States		Deloitte Consulting LLP	to identify suitable options -- for	142,500.00
United States		DEVELOPMENT GATEWAY	FASE IIA - 20%	111,370.00
United States		DEVELOPMENT GATEWAY	FASE IIB - 40% GATEWAY DEVELOPMENT	111,370.00
United States		DEVELOPMENT GATEWAY	Fase III - 20% Development Gateway	55,680.00
United States		DEVELOPMENT GATEWAY FOUNDATION	Data management, data entry, q	79,580.00
United States		DEVELOPMENT GATEWAY FOUNDATION	Data management, data entry, qualif	79,580.00
United States		DEVELOPMENT GATEWAY FOUNDATION	instalment 3 Phase IV to Gatew	70,000.00
United States		DEVELOPMENT GATEWAY FOUNDATION	payment for phase 2: AMP proto	86,000.00
United States		DEVELOPMENT GATEWAY FOUNDATION	Phase 3: Implementation of Cus	100,000.00
United States		DEVELOPMENT GATEWAY FOUNDATION	Second tranche of the year 1 b	167,510.00
United States		DEVELOPMENT GATEWAY FOUNDATION INC	Installation 2 Phase II - AMP	84,000.00
United States		DEVELOPMENT GATEWAY FOUNDATION INC	Installation 3 Phase III	100,000.00
United States		DEVELOPMENT GATEWAY FOUNDATION, INC.	DEVELOPMENT GATEWAY FOUNDATION	34,730.00
United States		DHL - Airborne Express	International courier services	309,640.00
United States		DOMINICAN UNIVERSITY OF CALIFORNIA	2nd INSTALLMENT, CONTRACT C-2010-00	39,690.00
United States		DOMINICAN UNIVERSITY OF CALIFORNIA	3rd INSTALLMENT, CONTRACT C-2010-00	39,690.00
United States		Dynamic Systems Inc.	Maintenance Service for various Su	56,440.00
United States		DYNGORP INTERNATIONAL LLC	Consultancy fees (644.54 x 132	87,170.00
United States		DYNGORP INTERNATIONAL LLC	Consultancy fees (644.54 x 167 WD =	150,030.00
United States		DYNGORP INTERNATIONAL LLC	Consultancy services for a Men	189,520.00
United States		DYNGORP INTERNATIONAL LLC	Consultancy services for a Mentor t	146,070.00
United States		DYNGORP INTERNATIONAL LLC	Dyncorp (under the signed LTA	35,130.00
United States		DYNGORP INTERNATIONAL LLC	Ref. IRQ10/08/08-007: Call off cont	73,070.00
United States		ECS Financials	ECS FINANCIALS Amend N-1 dd 16Sep	40,000.00
United States		EDMUND J. MALESKY	60 DAYS OF CONSULTANCY FEE (30 DAYS	36,000.00
United States		EDUCATIONAL TESTING SERVICES ETS	SCT/2009/29	241,380.00
United States		EDWARD ROSS BORLAND	Stry Edward Borland till Feb. 2011	49,800.00
United States		ELIZABETH GILBERT	SSA for Quality Assurance Investiga	92,500.00
United States		ELLEN JOHNSON SIRLEAF MARKET	Gant Payment for Project SMWF	90,000.00
United States		EMC CORPORATION	EMC Product Maintenance from A	38,130.00
United States		EMERGING MARKETS COMMUNATIONS INC.	payment for internet services	50,350.00
United States		Emerging Markets Communications Inc.	1q2011 MRC payment to EMC for VSAT	672,160.00
United States		Emerging Markets Communications Inc.	EMC Invoices Q1/11	52,670.00
United States		EVANS CONSULTING INC (USD PAYMENT)	1st Installment SSA Fee Hugh E	38,450.00
United States		EVANS CONSULTING INC (USD PAYMENT)	2nd Installment SSA Fee Hugh	38,450.00
United States		EVANS CONSULTING INC (USD PAYMENT)	5th pymt Hugh Evans 046/2008	31,240.00
United States		EVANS CONSULTING INC (USD PAYMENT)	Sal Project Development Consul	32,500.00
United States		EVANS CONSULTING INC (USD PAYMENT)	Sal Project Development Consultant.	32,500.00
United States		Fenton Communications	Fenton Communications services to c	40,500.00
United States		FORRESTER RESEARCH INC.	Strategic Services for July 20	50,000.00
United States		FRANK OSTROFF	SSA/BCPR/09-021 Frank Ostroff	33,000.00
United States		Gartner Group, Inc.	ICT Research and Advisory Services	108,800.00
United States		Glen Cove Property LLC	2010 OHR Retreat - Baseline	32,870.00
United States		Glen Cove Property LLC	conference facilities for 2010	172,000.00
United States		Glen Cove Property LLC	Induction workshop for new UNC	59,160.00
United States		Glen Cove Property LLC	Invoice # 2571617; Workshop 13	33,610.00
United States		GLOBALAGRISK, INC	Bundled Fin Prod- 6th installm	50,000.00
United States		GLOBALAGRISK, INC	Bundled Fin Prod- 6th installment	50,000.00
United States		GVA Williams Real Estate As Agent	Base rent for April 2010	262,640.00
United States		GVA Williams Real Estate As Agent	Base rent for February 2010	262,640.00
United States		GVA Williams Real Estate As Agent	Base rent for FF Building - Ma	262,640.00
United States		GVA Williams Real Estate As Agent	Base rent for January 2010	262,640.00
United States		GVA Williams Real Estate As Agent	Base Rent for July 2010	262,640.00
United States		GVA Williams Real Estate As Agent	Base rent for May 2010	262,640.00
United States		GVA Williams Real Estate As Agent	Base Rent for the period 04/06	262,640.00
United States		GVA Williams Real Estate As Agent	Electricity	54,390.00
United States		GVA Williams Real Estate As Agent	Electricity charges August to	92,320.00
United States		GVA Williams Real Estate As Agent	Electricity Charges for March	42,460.00
United States		GVA Williams Real Estate As Agent	Electricity Charges for the mo	130,570.00
United States		GVA Williams Real Estate As Agent	Electricity for charges for Ja	44,290.00
United States		GVA Williams Real Estate As Agent	FF Base Rent for August 2010	525,280.00
United States		GVA Williams Real Estate As Agent	FF Base Rent for December 2010	262,640.00
United States		GVA Williams Real Estate As Agent	FF Base Rent for November 2010	262,640.00
United States		GVA Williams Real Estate As Agent	FF Base Rent for October 2010	525,280.00
United States		GVA Williams Real Estate As Agent	FF Base Rent for September 201	262,640.00
United States		GVA Williams Real Estate As Agent	FF Base Rent for September 2010	262,640.00
United States		GVA Williams Real Estate As Agent	FF Building Operating Expense Escal	244,600.00
United States		GVA Williams Real Estate As Agent	FF Electricity (approx.)	120,000.00
United States		GVA Williams Real Estate As Agent	FF Electricity - September 201	60,000.00
United States		GVA Williams Real Estate As Agent	FF Electricity - September 2010	60,000.00
United States		GVA Williams Real Estate As Agent	FF Electricity for December 2010	60,000.00
United States		GVA Williams Real Estate As Agent	FF Electricity for October 2010	60,000.00
United States		GVA Williams Real Estate As Agent	FF Electricity November 2010	60,000.00
United States		GVA Williams Real Estate As Agent	FF Operating Escalation	80,370.00
United States		GVA Williams Real Estate As Agent	FF Operating Escalation for Decembe	40,180.00

Major Contracts for Services Placed by Agency During 2010 (Contracts of \$30,000 or more)

Agency	Location of contractor	Name of contractor	Description of services	Contract value USD
UNDP Continued				
United States		GVA Williams Real Estate As Agent	FF Operating Escalation for Oc	40,180.00
United States		GVA Williams Real Estate As Agent	FF Operating Escalation for October	40,180.00
United States		GVA Williams Real Estate As Agent	FF Operating Escalation for Se	40,180.00
United States		GVA Williams Real Estate As Agent	FF Operating Escalation for Septemb	40,180.00
United States		GVA Williams Real Estate As Agent	FF Operating Escalation November 20	40,180.00
United States		GVA Williams Real Estate As Agent	Operating and Escalation for J	40,560.00
United States		GVA Williams Real Estate As Agent	Operating Escalation	80,370.00
United States		GVA Williams Real Estate As Agent	Operation and Escalation Charg	160,740.00
United States		GVA Williams Real Estate As Agent	Utilities (Electricity)	38,450.00
United States		HESCO BASTION USA	Unit - F-3315 Grn	30,430.00
United States		Hewlett Packard Latin America	39703 ADQUISICION HARDWARE	167,110.00
United States		Hewlett-Packard Company	HP Software Support cost for B	36,350.00
United States		Hewlett-Packard Company	HP Topaz/BAC License and Suppo	74,500.00
United States		HEWLETT-PACKARD COMPANY	Lote de Digitalizadores a trav	56,140.00
United States		HEWLETT-PACKARD COMPANY	PAG POS#15616/15684/15617	91,360.00
United States		HEWLETT-PACKARD COMPANY	PNUD-HONDUTEL-AT489AV#199_0811	109,050.00
United States		HR EXECUTIVE FORUM	Membership - 1 August 2010 to	45,000.00
United States		HUGE LLC	HUGE INVOICE PR11-000965	100,000.00
United States		HUGE LLC	HUGE LLC INVOICE PRO9-00831 FO	100,000.00
United States		HUGE LLC	INVOICE PR11-000966	100,000.00
United States		HUMAN DEVELOPMENT AND CAPABILITY ASSOCIA	Research grants	68,000.00
United States		IBRD World Bank	1st installm. UNDP-WB Agreemen	150,000.00
United States		IDEP	Payment	275,350.00
United States		IFES	FOSSEPEL Activities	78,000.00
United States		IMAGIA FILMS USA INC	SERV. PRODUCCION DE VIDEO	63,530.00
United States		IMAGIA FILMS USA INC	SERV. PRODUCCION VIDEO	79,410.00
United States		INNOVATION N'IDEAS	Jobs classifications for ODU up to	41,780.00
United States		INTER AMERICAN DIALOGUE	C-2010-011/RC LAC-Colaboration	40,000.00
United States		INTERNATIONAL RELIEF & DEVELOPMENT	ExpRev to correct Account code	94,660.00
United States		INTERNATIONAL RELIEF & DEVELOPMENT	Reintegration packages provided for	133,690.00
United States		INTERNATIONAL RELIEF & DEVELOPMENT	Reintegration packages provided to	100,270.00
United States		INTERNATIONAL RELIEF & DEVELOPMENT	Submission of Final narrative and f	66,850.00
United States		INTERNATIONAL RELIEF & DEVELOPMENT	Submission of the following do	94,660.00
United States		INTERNATIONAL RELIEF & DEVELOPMENT	Submission of the following documen	100,270.00
United States		INTERNATIONAL RELIEF & DEVELOPMENT	Training completed for 80% of	260,760.00
United States		INTERNATIONAL RELIEF & DEVELOPMENT	Training completed for 80% of the p	267,390.00
United States		International Rescue committee	RRP 03 Payment Req # 06	286,290.00
United States		ITC Infotech (USA) Inc	ICT INFO TECH	34,110.00
United States		IUCN	FR MARCH 2010- 70342	125,040.00
United States		IUCN	FR OCT 2010- 70342	50,060.00
United States		Jennifer Drag	SSA -- Unit/2010/24 -- Jennifer Dra	85,440.00
United States		JOHN D SHILLING ECO LOGICA LLC	John Shilling Team Leader, PEN	37,600.00
United States		Karen Dukess	Contracts	50,000.00
United States		Kristin Haffert	SSA Contract -06/05/10 to 12/31/10	51,500.00
United States		LARA B TABAC SHERIDAN	SSA LARA TABAC	46,750.00
United States		LORIN KAVANAUGH-ULKU	Lorin Kavanaugh-Ulku contract exten	46,550.00
United States		LTA Advizing IT (USA & Denmark Branch)	Dell Server Maintenance for 1 year	50,750.00
United States		MAGNA IT PROFESSIONALS	Consultant Atlas Production Applica	81,920.00
United States		Management Worlds, Inc.	Change Mngt/Comm	34,360.00
United States		Management Worlds, Inc.	Change Mngt/Comm - 29 October	35,760.00
United States		Management Worlds, Inc.	Change Mngt/Comm - 29 October 2010	35,760.00
United States		Management Worlds, Inc.	Change Mngt/Comm - 30 July 201	73,800.00
United States		Management Worlds, Inc.	Change Mngt/Comm - 30 July 2010	73,800.00
United States		Management Worlds, Inc.	Change Mngt/Comm - 30 June 201	41,710.00
United States		Management Worlds, Inc.	Change Mngt/Comm - 30 June 2010	69,700.00
United States		Management Worlds, Inc.	Change Mngt/Comm - 30 November 2010	35,760.00
United States		Management Worlds, Inc.	Change Mngt/Comm - 31 August 2	46,630.00
United States		Management Worlds, Inc.	Change Mngt/Comm - 31 August 2010	73,800.00
United States		Management Worlds, Inc.	Change Mngt/Comm - 31 December 2010	35,760.00
United States		Management Worlds, Inc.	Change Mngt/Comm - 31 Septembe	32,280.00
United States		Management Worlds, Inc.	Change Mngt/Comm - 31 September 201	73,800.00
United States		Marc William Cassidy	SSA-Mr. Cassidy-MTE	33,750.00
United States		MARK SIDEL	International Expert - SSA 2010/04	64,550.00
United States		Marsh and McLennan	MARSH Invoice# 220870	76,580.00
United States		MARTIN FLEURANT	SSA SALARY AS SENIOR AID COORD	34,000.00
United States		McKinsey & Company, Inc.	Perform services in respect of	272,000.00
United States		MicroSoft Corporation	Microsoft EA for period July 2	899,260.00
United States		MicroSoft Corporation	Microsoft EA II for period Jul	366,690.00
United States		MILLENNIUM INSTITUTE	CORRECT VCR - 00010760	34,970.00
United States		MILLENNIUM INSTITUTE	provision of technical support	90,920.00
United States		MJ BOYD LLC	MJ BOYD LLC RLA TD 2010 (6 July -	38,190.00
United States		MOHAMED ABDIRIZAK	Contracts	51,620.00
United States		Mythics Inc	Mythics for 2010 -Lease paymen	138,000.00
United States		Mythics Inc	Mythics for 2010- Yr 1 Support	316,260.00
United States		Mythics Inc	Mythics for 2010 -Yr 1 Support	316,260.00
United States		Mythics Inc	Mythics for 2010-Yr 2 Support	643,320.00
United States		Mythics Inc	Mythics lease payment 3 of 5	53,860.00
United States		Mythics Inc	PS SW LICENSE Y1 SUPPORT PAYME	316,260.00
United States		NAGATA ACOUSTICS AMERICA INC	HP RENV Y OPTIMZ ACUST CASPM	53,360.00
United States		NATALIE RACHEL AMAR	SSA NATALIE AMAR	48,000.00
United States		NTTVERIO	NTT Verio - June -Dec2010	324,130.00
United States		NTTVERIO	NTT/Verio (BIM) estimated for	109,270.00
United States		ORACLE USA, Inc.	Consulting Procure to Pay	47,600.00
United States		ORACLE USA, Inc.	Oracle Database License & Supp	135,370.00
United States		ORACLE USA, Inc.	Oracle Database License & Support R	173,830.00
United States		ORACLE USA, Inc.	Oracle Database License Support Ren	56,930.00
United States		OVERSIGHT SYSTEMS	Oversight Procure to Pay BTAM	60,250.00
United States		P & D CONSULTING SERVICES, INC.	RLA 002/2010 - Joyce Yu 27Aug to 31	49,900.00
United States		Palantir Technologies, Inc	Delivery of Base Palantir Gove	35,360.00
United States		Palantir Technologies, Inc	Delivery of customized visual	35,360.00
United States		Paschalidis Jenean	Jenean Paschalidis - 16 Aug to 31 D	79,050.00
United States		Permanent Mission of Uganda To The Unite	Base rent for Second,Fourth,Fi	100,940.00
United States		Permanent Mission of Uganda To The Unite	Base rent for the Second, Four	100,940.00
United States		Permanent Mission of Uganda To The Unite	Rent for floors 2, 4, 5, 6,	50,470.00
United States		Permanent Mission of Uganda To The Unite	Rent for Uganda House 2nd 4th	50,470.00
United States		Permanent Mission of Uganda To The Unite	Rent for Uganda House 2nd 4th 5th 6	52,270.00
United States		PLANSON INTERNATIONAL CORPORATION	DELL POWEREDGE R910 SERVIDOR	57,630.00
United States		PRESIDENT AND FELLOWS OF HARVARD COLLEGE	203746-01/1st pmt 45% Contrac	34,590.00
United States		PRESIDENT AND FELLOWS OF HARVARD COLLEGE	45%203745,25% 203746-45%203747	84,090.00
United States		PRESIDENT AND FELLOWS OF HARVARD COLLEGE	Acct215-203743-Proj 5476659-	73,160.00
United States		PRESIDENT AND FELLOWS OF HARVARD COLLEGE	Pmt for H.U.ACCT#215-203743	77,590.00
United States		PRICE WATER HOUSE COOPERS	Business Impact Analysis - 1st	73,450.00
United States		PRICE WATER HOUSE COOPERS	Business Impact Analysis - 2nd	73,450.00
United States		PRICE WATER HOUSE COOPERS	Price water house coopers for	68,000.00
United States		Primus Telecommunications, Inc.	Long distance Telephone Servic	108,770.00
United States		Primus Telecommunications, Inc.	Long distance Telephone Services fo	207,220.00
United States		Primus Telecommunications, Inc.	Primus - Act # 6015593, Servic	51,550.00
United States		Pritchard Industries, Inc.	Cleaning Service FF Building f	35,500.00
United States		Pritchard Industries, Inc.	Cleaning Service for June 2010	35,500.00
United States		Pritchard Industries, Inc.	FF Building cleaning December	35,500.00
United States		Pritchard Industries, Inc.	FF Building cleaning December 2010	35,500.00
United States		Pritchard Industries, Inc.	FF Building Cleaning November	35,500.00
United States		Pritchard Industries, Inc.	FF Building Cleaning November 2010	35,500.00
United States		Pritchard Industries, Inc.	FF Building cleaning October 2	35,500.00
United States		Pritchard Industries, Inc.	FF Building cleaning October 2010	35,500.00
United States		Pritchard Industries, Inc.	FF Building Cleaning September	35,500.00
United States		Pritchard Industries, Inc.	FF Building Cleaning September 2010	35,500.00
United States		Pritchard Industries, Inc.	FF Building floors - Cleaning	35,500.00
United States		Pritchard Industries, Inc.	FF Building floors - Cleaning August	35,500.00
United States		Pritchard Industries, Inc.	General Cleaning for the Month	35,500.00

Major Contracts for Services Placed by Agency During 2010 (Contracts of \$30,000 or more)

Agency	Location of contractor	Name of contractor	Description of services	Contract value USD
United States		Pritchard Industries, Inc.	General Cleaning for the month	35,500.00
United States		Pritchard Industries, Inc.	General Cleaning monthly contr	106,490.00
United States		Professional Financial Temporaries INC	PRO-FIT (27Sept-31Dec2010)	50,100.00
United States		QED Consulting	QED services for workshops in Ethic	35,000.00
United States		RACHAEL AMANDA LENNON	Consultancy fee under SSA-051/10. 4	45,000.00
United States		Robin Gary	Consultancy fe	238,080.00
United States		SANIGEST INTERNACIONAL	Fac-590 5th Insta Con2008/8/39	56,420.00
United States		SANIGEST INTERNACIONAL	HIV Study- Revised Contract- 3	42,320.00
United States		SANIGEST INTERNACIONAL	HIV Study- Revised Contract-2n	56,420.00
United States		SANIGEST INTERNACIONAL	HIV Study-Revised Contract- 4t	42,320.00
United States		SARAH MEROE DIX	AIDCRD-SSAPMT-FINAL PMT-OUTPUT	31,400.00
United States		SAVE THE CHILDREN FEDERATION,INC	RRP 05 Payment Req # 06	312,860.00
United States		Sharda Chandrikasingh	Service Contract Sharda Chandrikasi	36,780.00
United States		SHERWIN MONOTOSH DAS	SSA - DAS SHERWIN 13/09-13/12/	32,130.00
United States		SHERWIN MONOTOSH DAS	SSA - DAS SHERWIN 13/09-13/12/2010	49,020.00
United States		SITA (Societe Int. DE Telecommunications	Corporate Messaging Charges	116,030.00
United States		SITA (Societe Int. DE Telecommunications	Corporate Messaging Charges -	98,250.00
United States		SITA (Societe Int. DE Telecommunications	Corporate Messaging Charges -C	95,900.00
United States		SITA (Societe Int. DE Telecommunications	Corporate Messaging Charges CO	109,670.00
United States		SITA (Societe Int. DE Telecommunications	Corporate Messaging Charges fo	123,110.00
United States		SITA (Societe Int. DE Telecommunications	Corporate Messaging Charges HQ	122,610.00
United States		SITA (Societe Int. DE Telecommunications	Manage Messaging Services Aug	98,110.00
United States		SITA (Societe Int. DE Telecommunications	Managed Firewall Cost for Vari	185,890.00
United States		SITA (Societe Int. DE Telecommunications	Managed Firewall Cost for Various c	66,360.00
United States		SITA (Societe Int. DE Telecommunications	Managed Messaging Services (HO) for	147,160.00
United States		SITA (Societe Int. DE Telecommunications	Managed Messaging Services (UNIFEM)	36,750.00
United States		SITA (Societe Int. DE Telecommunications	Managed Messaging Services for	245,450.00
United States		SITA (Societe Int. DE Telecommunications	Managed Messaging Services for Marc	245,720.00
United States		SITA (Societe Int. DE Telecommunications	Sita Hosting Messaging Charges	310,870.00
United States		SITA (Societe Int. DE Telecommunications	Sita Hosting Services for CO f	477,800.00
United States		SITA (Societe Int. DE Telecommunications	SITA Hosting Services for CO for Oc	122,590.00
United States		SITA (Societe Int. DE Telecommunications	SITA Managed Firewall services	141,350.00
United States		SITA (Societe Int. DE Telecommunications	Sita Managed Firewall Services	274,910.00
United States		SLG 220 News Owner LLC	Construction Escrow at 220 Eas	193,000.00
United States		SLG 220 News Owner LLC	Daily News Building - Construction	434,370.00
United States		SOFTWARE HOUSE INTERNATIONAL, INC	SHI Payments for various pendi	38,800.00
United States		SOME'S UNIFORMS, INC.	Raincoats/ Rain Gear for LNP	49,650.00
United States		Sue NELSON	SSA contract - to conduct eval	42,000.00
United States		Sue NELSON	SSA contract - to conduct evaluatio	64,000.00
United States		Symantec Corporation	Symantec Maintenance Renewal f	39,870.00
United States		Symantec Corporation	SYMC PROTECTION SUITE ENTERPRI	75,440.00
United States		Symantec Corporation	Veritas Net Backup maintenance	40,490.00
United States		Synergy International	e-governance Services for developme	40,930.00
United States		Synergy International	IT System and CB HJC (EC)	35,080.00
United States		Synergy International	IT System and CB HJC-SPANISH	142,080.00
United States		Synergy International	Synergy Contract Amendment 1 EC	39,670.00
United States		Synergy International	Synergy Contract Amendment 1 SP	92,560.00
United States		Synergy International	System Development and Technical su	175,360.00
United States		SYNERGY INTERNATIONAL SYSTEMS	20% PYMT.1st INSTALLMENT.	45,880.00
United States		SYNERGY INTERNATIONAL SYSTEMS	Contracts 20% Delivery of we	47,710.00
United States		SYNERGY INTERNATIONAL SYSTEMS	Contracts 30% Delivery of Do	71,570.00
United States		SYNERGY INTERNATIONAL SYSTEMS	Contracts 30% Delivery of fi	71,570.00
United States		SYNERGY INTERNATIONAL SYSTEMS	Contrat pour la mise en place	34,410.00
United States		SYNERGY INTERNATIONAL SYSTEMS	Development and Management of	384,760.00
United States		SYNERGY INTERNATIONAL SYSTEMS	Development and Management of compr	471,490.00
United States		SYNERGY INTERNATIONAL SYSTEMS	Development of NGO Tracking Mo	76,800.00
United States		SYNERGY INTERNATIONAL SYSTEMS	Development of Private Sector	67,200.00
United States		SYNERGY INTERNATIONAL SYSTEMS	E-form & Workflow Capabilities	43,200.00
United States		SYNERGY INTERNATIONAL SYSTEMS	GoH Support Plan: 3-month depl	63,360.00
United States		SYNERGY INTERNATIONAL SYSTEMS	tranche 2 GTZ	68,820.00
United States		SYNERGY INTERNATIONAL SYSTEMS	Tranche 3 GTZ	34,410.00
United States		SYNERGY INTERNATIONAL SYSTEMS, INC	20% Paid upon actual date of s	71,280.00
United States		SYNERGY INTERNATIONAL SYSTEMS, INC	Milestone No.1- Advance Paymen	51,520.00
United States		SYNERGY INTERNATIONAL SYSTEMS, INC	Milestone No.2: Delivery of Co	103,050.00
United States		SYNERGY INTERNATIONAL SYSTEMS,INC	Last installment payment for M	76,810.00
United States		Systems Flow, Inc.	Output 2: change management, cultur	324,750.00
United States		Tata Consultancy Services Limited	Amit Apr to Dec 2010	120,960.00
United States		Tata Consultancy Services Limited	Atlas HCM Technical Support	93,790.00
United States		Tata Consultancy Services Limited	Chauhan Apr 5 to Dec 2010	120,320.00
United States		Tata Consultancy Services Limited	Hari Apr to Dec 2010	42,340.00
United States		Tata Consultancy Services Limited	Iltban Apr to Dec 2010	120,960.00
United States		Tata Consultancy Services Limited	Kislay Apr 19 to Dec 2010	113,920.00
United States		Tata Consultancy Services Limited	Madhuban Apr to Dec 2010	40,820.00
United States		Tata Consultancy Services Limited	Madhuban onsite NY differential	46,220.00
United States		Tata Consultancy Services Limited	MSS Security Engineer Jul-Dec'10	70,960.00
United States		Tata Consultancy Services Limited	Ravi Apr to Dec 2010	120,960.00
United States		Tata Consultancy Services Limited	Sarath Apr to Dec 2010	120,960.00
United States		Tata Consultancy Services Limited	Shalindra May 3 to Dec 2010	120,320.00
United States		Tata Consultancy Services Limited	Shilpa Aug/sept extra	40,320.00
United States		Tata Consultancy Services Limited	Shilpa Apr 26 to Dec 2010	34,560.00
United States		Tata Consultancy Services Limited	Shilpa Apr to Dec	40,820.00
United States		Tata Consultancy Services Limited	Shiva	57,600.00
United States		Tata Consultancy Services Limited	Siinivasan Apr 22 to Dec 2010	131,600.00
United States		Tata Consultancy Services Limited	TCS Jan to Mar on/offsite - Iltban	37,200.00
United States		Tata Consultancy Services Limited	TCS Jan to Mar on/offsite - Ravi	39,680.00
United States		Tata Consultancy Services Limited	TCS Jan to Mar on/offsite - Sarath	37,200.00
United States		Tata Consultancy Services Limited	TCS Jan to Mar on/offsite- Amit	39,680.00
United States		TGI Office Automation	TGI COPIER OCTOBER-DECEMBER 2010	75,970.00
United States		TGI Office Automation	TGI Copiers APR - JUN for year	73,160.00
United States		TGI Office Automation	TGI Copiers JAN - MAR for year	75,520.00
United States		TGI Office Automation	TGI Copiers JUL - SEPT for ye	75,970.00
United States		THE CARTER CENTER	2nd&3rd Tranches PS/TCC/09/008	1,296,760.00
United States		THE CARTER CENTER	Carter Centre 1st tranche	648,380.00
United States		THE CARTER CENTER	Contracts	300,000.00
United States		THE CARTER CENTER	Domestic Observations	3,024,890.00
United States		The Gelfond Group, INC	GSS/PSS	191,850.00
United States		The Heldrich Hotel	PCNA Expert Practitioners Trai	45,350.00
United States		The Norris Group, Inc.	RLA 003/2010 Frank Pinto 27Aug to 3	48,800.00
United States		TIAA-CREF C/O Cushman & Wakefield	Base Rent for December 2010	61,610.00
United States		TIAA-CREF C/O Cushman & Wakefield	November 2010 Rent for Teacher	30,810.00
United States		TIAA-CREF C/O Cushman & Wakefield	November 2010 Rent for Teacher's Bu	30,810.00
United States		TIAA-CREF C/O Cushman & Wakefield	Rent for August, September and	92,420.00
United States		TOPPAN Printing Company America Inc	Printing services	55,500.00
United States		TOYOTA GIBRALTAR STOCKHOLDINGS LTD	ACHAT DE 15 TOYOTA LANDCRUISER	598,030.00
United States		TOYOTA GIBRALTAR STOCKHOLDINGS LTD	ACHAT DE 15 TOYOTA LANDCRUISER HARD	573,730.00
United States		Trigyn Technology Inc	Offshore -(June2010-May 2011)	96,350.00
United States		Trigyn Technology Inc	Trigyn Offshore Services for Months	48,000.00
United States		Trigyn Technology Inc	Trigyn Oleg July - Dec 2010	65,520.00
United States		Trigyn Technology Inc	Trigyn(BIM) - Paul Wilson up to oct	45,360.00
United States		Trigyn Technology Inc	WILSON, Paul (June-July 2010)	30,960.00
United States		Trustees of Columbia University (NYC)	4th payment to Earth Institute	108,120.00
United States		Trustees of Columbia University (NYC)	5th payment to EI of 408, 115.8	108,120.00
United States		Trustees of Columbia University (NYC)	70% to be charged to Activity	300,000.00
United States		Trustees of Columbia University (NYC)	Activity 4 to be charged of \$3	300,000.00
United States		UN GENERAL TRUST FUND	Expense Distribution	48,570.00
United States		UN System Electronic Information Acquisi	UNDP Corporate E-subscriptions	206,160.00
United States		UNDP CONTRIBUTIONS ACCOUNT	Reversal of transfer of funds	150,000.00
United States		UNFPA - United Nations Population Fund	unaid's PAF -South africa-UNFPA	91,180.00
United States		UNFPA CONTRIBUTIONS ACCOUNT	Payment against LoA between UN	34,630.00
United States		UNFPA, NEW YORK	CLOS OF ADV FOR 2010 ACTIVITY	65,250.00

Major Contracts for Services Placed by Agency During 2010 (Contracts of \$30,000 or more)

Agency	Location of contractor	Name of contractor	Description of services	Contract value USD
United States	UNDP Continued	UN-HABITAT	Additional grant	65,000.00
United States		UN-HABITAT	Adjustment for October'10	244,210.00
United States		UN-HABITAT	as per signed 2nd amendmt	46,870.00
United States		UNICEF	COMM - INFRA Improve knowledge	46,980.00
United States		UNICEF	COMM - TRNG Improve knowledge	123,290.00
United States		UNICEF	contribut Palu4 au MICS	34,070.00
United States		UNICEF	Contribut Palu6 au MICS	83,330.00
United States		UNICEF	HR-PREVENTION-PMTCT	293,820.00
United States		UNICEF	Liquid Unicef Adv (Child DDR)	300,000.00
United States		UNICEF	OVHD-PREVENTION-PMTCT	325,050.00
United States		UNICEF	Technical Assistance ? Health	66,380.00
United States		UNICEF	Training- Prevention	166,470.00
United States		UNICEF	TrainOverhead -Prevention	94,030.00
United States		UNICEF	TRNG - Improve knowledge	223,650.00
United States		UNICEF	TRN-PREVENTION- Behavior Chang	280,830.00
United States		United Nations	2010 Q1 UNHQs svc UNDP 40295	1,569,270.00
United States		United Nations	2010 Q1 UNHQs svcs UNV 40295	82,590.00
United States		United Nations	Base rent for DC1 for the Mon	317,840.00
United States		United Nations	Base rent for DC1for February	317,840.00
United States		United Nations	DC1 - Base Rent for December 2	317,840.00
United States		United Nations	DC1 - Base Rent for December 2010	317,840.00
United States		United Nations	DC1- Base Rent for June 2010	317,840.00
United States		United Nations	DC1 - Electricity Charges for	35,520.00
United States		United Nations	DC1 - Electricity Charges for Decem	35,520.00
United States		United Nations	DC1 - Electricity for June 201	35,520.00
United States		United Nations	DC1- Porters Wage Escalation J	83,600.00
United States		United Nations	DC1 Base Rent for November 201	317,840.00
United States		United Nations	DC1 Base Rent for November 2010	317,840.00
United States		United Nations	DC1 Base Rent for October 2010	329,690.00
United States		United Nations	DC1- Porter's Wage Escalation	83,600.00
United States		United Nations	DC1 Porter's Wage Escalation f	83,600.00
United States		United Nations	DC1- Porter's Wage Escalation for D	83,600.00
United States		United Nations	DC1 Porter's Wage Escalation for No	83,600.00
United States		United Nations	DC1-Base Rent for August 2010	635,690.00
United States		United Nations	DC1-Base rent for July 2010	635,690.00
United States		United Nations	DC1-Base Rent for October 2010	306,000.00
United States		United Nations	DC1-Base Rent for September 20	317,840.00
United States		United Nations	DC1-Base Rent for September 2010	317,840.00
United States		United Nations	DC1-Electricity charges for Au	35,520.00
United States		United Nations	DC1-Electricity charges for August	35,520.00
United States		United Nations	DC1-Electricity Charges for Ju	35,520.00
United States		United Nations	DC1-Electricity Charges for July 20	35,520.00
United States		United Nations	DC1-Electricity charges for No	35,520.00
United States		United Nations	DC1-Electricity charges for Novembe	35,520.00
United States		United Nations	DC1-Electricity charges for Oc	35,520.00
United States		United Nations	DC1-Electricity charges for October	35,520.00
United States		United Nations	DC1-Electricity Charges Septem	35,520.00
United States		United Nations	DC1-Electricity Charges September 2	35,520.00
United States		United Nations	DC1-Porter's Wage Escalation A	83,600.00
United States		United Nations	DC1-Porter's Wage Escalation August	83,600.00
United States		United Nations	DC1-Porter's Wage Escalation f	167,190.00
United States		United Nations	DC1-Porters Wage Escalation fo	83,600.00
United States		United Nations	DC1-Porters Wage Escalation for Jul	83,600.00
United States		United Nations	DC1-Porter's Wage Escalation for Oc	83,600.00
United States		United Nations	DC1-Porter's Wage Escalation for Se	83,600.00
United States		United Nations	Electricity Charges for April	35,520.00
United States		United Nations	Electricity Charges for Februa	35,520.00
United States		United Nations	Electricity Charges for Januar	35,520.00
United States		United Nations	Electricity Charges for March	35,520.00
United States		United Nations	Electricity Charges for May 20	35,520.00
United States		United Nations	Escalation Charges for Februar	83,600.00
United States		United Nations	Escalation Charges for the Mon	83,600.00
United States		United Nations	One United Nations Plaza Base	953,530.00
United States		United Nations	Operation and Escalation for A	83,600.00
United States		United Nations	Operation and Escalation for J	83,600.00
United States		United Nations	Operation and Escalation for M	83,600.00
United States		United Nations	UNDP Share 2010 Q1-4 UNHQs svc	1,237,270.00
United States		United Nations	UNDP Share 2010 Q2-3 UNHQs svc	3,138,530.00
United States		United Nations	UNV Share 2010 Q1-4 UNHQs svcs	82,590.00
United States		United Nations	UNV Share 2010 Q2-3 UNHQs svcs	165,190.00
United States		UNITED NATIONS HEADQUARTERS, NEW YORK	Air Ops Services	7,511,700.00
United States		UNITED NATIONS HEADQUARTERS, NEW YORK	Air Ops Services for the perio	6,884,420.00
United States		UNITED NATIONS HEADQUARTERS, NEW YORK	Expense Distribution	2,380,680.00
United States		UNITED NATIONS HEADQUARTERS, NEW YORK	Pyment Funding Short RDP293	2,380,680.00
United States		UNITED NATIONS HEADQUARTERS, NEW YORK	Pymnt 2nd Installment RDP 314	4,170,680.00
United States		UNITED NATIONS HEADQUARTERS, NEW YORK	Reimbu varous flights RDP#599	366,740.00
United States		UNITED NATIONS INSTITUTE TRAINING & RES.	Expense Distribution	119,470.00
United States		UNITED NATIONS OFFICE OF THE HIGH	Impl...Govern Africa Program	300,000.00
United States		UNITED WAY OF AMERICA	Expense Distribution	155,440.00
United States		UNITED WAY OF AMERICA	Research on Volunteer centers	40,000.00
United States		VALENTINA AZZARELLO	SSA 10 months @ \$7650/month (Exp 31	76,500.00
United States		VERIZON	Line Rental from Verizon	119,400.00
United States		Verizon Business	Verizon - Y Accounts April to Dec 1	65,000.00
United States		Verizon Business	Y1653559 & Y1752959 - Jan to M	47,050.00
United States		WHO SANA'A	Cost-Surveillance&SOLA/HIV Pro	100,000.00
United States		WILDLIFE CONSERVATION SOCIETY	FR Expenditure Q1, 2010#1 CALM	104,350.00
United States		WILDLIFE CONSERVATION SOCIETY	FR Expenditure Q2, 2010#2 CALM	40,150.00
United States		WOLFF, WARREN W.	Professional Fee	42,000.00
United States		Work Well Partners	24th Floor RENEVATIONS	55,360.00
Uruguay		MACROCONSULTING S.A.	100% CONT PARA ACTUALIZACION	56,280.00
Uruguay		UNIVERSIDAD DE LA REPUBLICA	2do PAGO CONVENIO MEC-UDELAR	32,000.00
Uzbekistan		BUILDER TRUST BUSINESS XK	53% advance payment as per PO/1990/	31,160.00
Uzbekistan		CHINOR SHKT. CO.LTD	Renovation of building facilit	437,260.00
Uzbekistan		QUVASOYTAMIRKURILISH OOO	15% Advance payment for constr	126,000.00
Uzbekistan		SUVSANOATFUQAROLI	85% FINAL PMNT FOR PROJECT DE	31,520.00
Venezuela		GRUPO INGEOLAN C.A.	ADQUISICION DE BIENES CARTOGRAFICOS	151,440.00
Venezuela		INVERSIONES IG 2010 C.A.	MODIFICACION DEL CONTRATO CT-3	67,620.00
Venezuela		INVERSIONES IG 2010 C.A.	MODIFICACION DEL CONTRATO CT-3278/0	67,620.00
Venezuela		INVERSIONES IG 2010 C.A.	OBRAS CIVILES ADECUACION PISOS	1,845,970.00
Venezuela		INVERSIONES IG 2010 C.A.	OBRAS CIVILES ADECUACION PISOS DEL	767,560.00
Venezuela		OPENLINK SISTEMAS DE REDES DE DATOS, CA	LOTE 2 (BIENES) SUMINISTRO DEL	83,770.00
Venezuela		SISTEMAS MPC	WORK STATION LENOVO MODELO THI	880,000.00
Venezuela		T C S TECHNOLOGY CONSULTING SOLUTION, CA	20% A LA APROBACION DEL SEGUND	33,080.00
Vietnam	49131		FRQ3 2010 59683 MDGR	33,460.00
Vietnam		BAN QLD A KONKAKINH-KONCHURANG	FRQ2 2010 51178 KKK	41,550.00
Vietnam		BOL CDA TCNL TTCP VA CPVN	FRQ3 2010 63558 GI UNCACB	48,140.00
Vietnam		BOL DA HO TRO CAI CACH HANH CHINH - UNDP	FRQ3 2010 69404 PAR MP	36,650.00
Vietnam		BOL DA HO TRO CAI CACH HC TAI TP HCM	FRQ1 2010 61136 PAR HCM	56,710.00
Vietnam		BOL DU AN NANG CAO HQSD NANG LUONG	FRQ1 2010 45088 PECSME	42,620.00
Vietnam		BOL DU AN NANG CAO HQSD NANG LUONG	FRQ2 2010 45088 PECSME	118,780.00
Vietnam		BOL DU AN NANG CAO HQSD NANG LUONG	FRQ3 2010 45088 PECSME	37,760.00
Vietnam		BOLCTCHUNG HT VOI CAC COLHQ VE PCDCUM GC	FRQ1 2010 55360 PSO-PAHI	40,110.00
Vietnam		CONG TY CO PHAN NGUON VIET	M&E Consultancy Services	50,190.00
Vietnam		CTY CP TRUNG TAM NC CHINH SACH VA PT	PAR Review Mission	54,310.00
Vietnam		CUC PHUC VU NGOAI GIAO DOAN	UNAB rental first tranche paym	133,200.00
Vietnam		CUC PHUC VU NGOAI GIAO DOAN	UNAB rental first tranche payment 2	111,570.00
Vietnam		DU AN 00058492	FRQ2 2010 72675 A2J	67,390.00
Vietnam		DU AN 00058492	FRQ3 2010 72675 A2J	41,360.00
Vietnam		DU AN HO TRO PHAN TICH CS TAI CHINH	FRQ3 2010 61137 FPA	36,170.00
Vietnam		DU AN PHONG CHONG DAI DICH CUM O NGUOI	FRQ1 2010 72621 JP ADJ	376,570.00

Major Contracts for Services Placed by Agency During 2010 (Contracts of \$30,000 or more)

Agency	Location of contractor	Name of contractor	Description of services	Contract value USD
UNDP Continued				
Vietnam		DU AN PHONG CHONG DAI DICH CUM O NGUOI	FRQ1 2010 72621 JP HEALTH	30,540.00
Vietnam		DU AN PHONG CHONG DAI DICH CUM O NGUOI	FRQ2 2010 72621 JP HEALTH	51,110.00
Vietnam		DU AN PHONG CHONG DAI DICH CUM O NGUOI	FRQ3 2010 72621 JP HEALTH	42,640.00
Vietnam		DU AN TCNL UNG PHO BIEN DOI KHI HAU	FRQ1 2010 60851-CBBC MONRE	33,450.00
Vietnam		DU AN TCNL UNG PHO BIEN DOI KHI HAU	FRQ1 2010 60851-CC MONRE ADJ	33,450.00
Vietnam		EMPOWERMENT OF WOMEN IN PUBLIC SECTOR	FRQ3 2010 62479 Emp of Women	38,830.00
Vietnam		GHD PTY LTD	Engagement of Design Team for	163,900.00
Vietnam		GHD PTY LTD	One UN House Design: 2nd and 3	137,920.00
Vietnam		GRANT THORNTON (VIETNAM) LTD.	Audits of National / NGO Imple	36,250.00
Vietnam		MAZARS VIETNAM CO., LTD - HANOI BRANCH	Joint Micro-Assessment in 2009	31,110.00
Vietnam		MELIA HANOI HOTEL	Workshop 18-22/4/2010	79,220.00
Vietnam		NANG CAO NANG LUC THE CHE VE QLRR	FRQ1 2010 63486 DRM	44,040.00
Vietnam		NANG CAO NANG LUC THE CHE VE QLRR	FRQ2 2010 63486 DRM	69,070.00
Vietnam		NANG CAO NANG LUC THE CHE VE QLRR	FRQ3 2010 63486 DRM	43,670.00
Vietnam		NANG CAO NANG LUC THE CHE VE QLRR	FRQ4 OCT 2010 63486 DRM	155,680.00
Vietnam		TONG CUC THONG KE - 00040722	FRQ3 2010 60736 SEDM	69,460.00
Vietnam		TT NGHIEN CUU PT HO TRO CONG DONG	80% Advance for PAPI Website D	31,620.00
Vietnam		TT NGHIEN CUU PT HO TRO CONG DONG	RESEARCH "PROVINCIAL PUBLIC AD	130,290.00
Vietnam		TT NGHIEN CUU PT HO TRO CONG DONG	RESEARCH "PROVINCIAL PUBLIC ADMINIS	238,020.00
Vietnam		TT NGHIEN CUU PT HO TRO CONG DONG	Survey team to test justice module	40,740.00
Vietnam		UNREDD VIETNAM PROGRAMME	FRQ2 2010 71577 UN REDD	39,680.00
Vietnam		VF TCQT IUCN	Design of a REDD-compliant ben	35,240.00
Vietnam		VIE-02/001-SEDEMA	FRQ3 2010 15593 SEDEMA	34,970.00
Vietnam		VIEN KH/HVN - DU AN 00050249	FRQ2 2010 61976 VASS II	49,230.00
Vietnam		VIEN KH/HVN - DU AN 00050249	FRQ3 2010 61976 VASS II	47,670.00
Vietnam		VIEN NC SINH THAI CHINH SACH XH (SPERI)	Customary Law Research	46,820.00
Yemen		MINE ACTION PROJECT	ADVANCE - DEX PROJ	96,710.00
Yemen		MINE ACTION PROJECT	Apr. 10 FR 57560-30071	40,000.00
Yemen		MINE ACTION PROJECT	Correct activity is 1	40,000.00
Yemen		MINE ACTION PROJECT	Expense Distribution	85,130.00
Yemen		MINE ACTION PROJECT	Jul. 10FR 57560-04000	77,430.00
Yemen		MINE ACTION PROJECT	Mar. 10 FR 57560-04000	75,120.00
Yemen		MINE ACTION PROJECT	May. 10 FR 57560-4000	31,170.00
Yemen		MINE ACTION PROJECT	Sep. 10 FR 57560-4000	61,520.00
Yemen		MINE ACTION PROJECT	The correct Activity is 1	42,230.00
Yemen		Mohammed Ali Hussien AL-Khurashi	Rental of UNDP premises Jan-Dec 201	60,000.00
Yemen		SECOND NATIONAL COMMUNICATION	Jun. 10 FR 44077-62000	32,350.00
Yemen		STALLION SECURITY COMPANY	SECURITY SERVICES	61,800.00
Yemen		WHO SANAA	Cost-Surveillance&SOLA(HIV Pro	100,000.00
Yemen		Yemen Polling Center	Upon starting fieldwork 50%	46,650.00
Zambia		BRINGCOM ZAMBIA LIMITED	12 Months Bandwidth charge	39,600.00
Zambia		KANANI AGENCIES LIMITED	Inv 404 final pyt printing chg	48,280.00
Zambia		MERCURY LINES LTD	Being payment to Mercury Lines	87,770.00
Zambia		MICRO BANKERS TRUST	Expense Distribution	35,160.00
Zambia		MLN ASSOCIATES	Rehabilitation of bathrooms an	36,300.00
Zambia		PJP ASSOCIATES	Extension of the perimeter wal	30,890.00
Zambia		SNV NETHERLANDS DEVELOPMENT ORGANISATION	50% train/admin costs	45,760.00
Zambia		SOUTHERN CROSS MOTORS	4X4 Mitsubishi Canter Truck	57,000.00
Zambia		THEBISA CHAAVA	HIV-SSA PMT Thebisa-18JUL-12AUG	44,000.00
Zambia		VESTEE CONSTRUCTION LTD	Being 60% of US\$68,049.05 paym	40,830.00
Zambia		VESTEE CONSTRUCTION LTD	Being 60% of US\$68,049.05 payment f	40,830.00
Zambia		VESTEE CONSTRUCTION LTD	Expense Distribution	40,830.00
Zimbabwe		ELEPHANT HILLS	MinofYouthCOMyIII12-16.5.10	48,190.00
Zimbabwe		LEGAL RESOURCE FOUNDATION PUBL	Expense Distribution	36,310.00
Zimbabwe		NATIONAL AIDS COUNCIL	6.1.2.6 Payment of retention a	88,880.00
Zimbabwe		NATIONAL AIDS COUNCIL	7.2.10.9 Maint & Streng (HR)	44,000.00
Zimbabwe		NATIONAL AIDS COUNCIL	7.2.10.9 Maint & strenght	44,000.00
Zimbabwe		NATIONAL AIDS COUNCIL	7.2.10.9 Maintaining & strenght	110,000.00
Zimbabwe		NATIONAL AIDS COUNCIL- GLOBAL FUND	1.82 fuel procurement	63,000.00
Zimbabwe		NATIONAL AIDS COUNCIL- GLOBAL FUND	1.84 Level/effort R5 nonGFstaf	75,820.00
Zimbabwe		NATIONAL AIDS COUNCIL- GLOBAL FUND	1.84NAC on GF staff	66,000.00
Zimbabwe		NATIONAL AIDS COUNCIL- GLOBAL FUND	1.86July salaries	116,790.00
Zimbabwe		NATIONAL AIDS COUNCIL- GLOBAL FUND	1.87 July salaries&funding gap	36,380.00
Zimbabwe		NATIONAL AIDS COUNCIL- GLOBAL FUND	1.88 Continued funding for dis	34,650.00
Zimbabwe		NATIONAL AIDS COUNCIL- GLOBAL FUND	1.88fund helth ofrcs 22dstr(HR	33,600.00
Zimbabwe		NATIONAL AIDS COUNCIL- GLOBAL FUND	1.89 July salaries&funding gap	36,550.00
Zimbabwe		NATIONAL AIDS COUNCIL- GLOBAL FUND	1.90 Continued funding for pro	97,520.00
Zimbabwe		NATIONAL AIDS COUNCIL- GLOBAL FUND	1.90 DMO's 22 dstrct(HR)	100,860.00
Zimbabwe		NATIONAL AIDS COUNCIL- GLOBAL FUND	1.90 mediack ofrs HR	47,960.00
Zimbabwe		NATIONAL AIDS COUNCIL- GLOBAL FUND	1.90 Medical Officers 2X22 Dis	35,970.00
Zimbabwe		NATIONAL AIDS COUNCIL- GLOBAL FUND	1.90 To increase awareness and	56,430.00
Zimbabwe		NATIONAL AIDS COUNCIL- GLOBAL FUND	1.91 Lab Scientists HR	34,730.00
Zimbabwe		NATIONAL AIDS COUNCIL- GLOBAL FUND	1.91 lab scintsts 22 dstrct(HR	49,410.00
Zimbabwe		NATIONAL AIDS COUNCIL- GLOBAL FUND	1.92 Increase awareness & comm	43,740.00
Zimbabwe		NATIONAL AIDS COUNCIL- GLOBAL FUND	1.92Phrm Tech 22 dstrct(HR)	40,950.00
Zimbabwe		NATIONAL AIDS COUNCIL- GLOBAL FUND	1.93 Increase awareas & commit	36,110.00
Zimbabwe		NATIONAL AIDS COUNCIL- GLOBAL FUND	1.93rcruit&dployGF prsnel (HR)	33,990.00
Zimbabwe		NATIONAL AIDS COUNCIL- GLOBAL FUND	1.96 Increase awareas & commit	47,940.00
Zimbabwe		NATIONAL AIDS COUNCIL- GLOBAL FUND	1.96 NSSA HR	33,430.00
Zimbabwe		NATIONAL AIDS COUNCIL- GLOBAL FUND	2.07MV Servicing	53,390.00
Zimbabwe		NATIONAL AIDS COUNCIL- GLOBAL FUND	2.09 R5 Fuel for all districts	120,140.00
Zimbabwe		NATIONAL AIDS COUNCIL- GLOBAL FUND	Correction of A/C # on 37845	73,350.00
Zimbabwe		NATIONAL AIDS COUNCIL- GLOBAL FUND	Correction of voucher 39111	73,350.00
Zimbabwe		PEARL PROPERTIES (2006) LIMITED	Rent for the Period April to S	178,000.00
Zimbabwe		PEARL PROPERTIES (2006) LIMITED	Rent Oct to Dec 2010	107,670.00
Zimbabwe		UN WFP DUBAI	Generator, FG Wilson, model P5	32,840.00
Zimbabwe		UNGANAI, LEONARD/Mr	February - December 2010 Salary for	36,960.00
UNECA				
DENMARK		PHOENIX DESIGN AID	Printing and Publishing services	74,100.00
ETHIOPIA		BETHELEHEM CLEANING SERVICE	Cleaning/ Sanitary Suppes	103,418.00
ETHIOPIA		Clerical Services	Respect of Clerical	50,000.00
ETHIOPIA		Data Entry sERVICES	Respect of data entry	32,000.00
ETHIOPIA		Green Intrnational Logistic Service PLC	Customs Clearance & Reled Services	35,000.00
ETHIOPIA		LYDETCO	Electro Mechanical Work	41,034.12
ETHIOPIA		MIDROC ENERGY HOUSE	Electro Mechanical Work	36,000.00
ETHIOPIA		PANAFRIC GLOBAL PLC	Customs Clearance & Reled Services	35,000.00
ETHIOPIA		RAMA CONSTRUCTION PLC	Construction Works	3,769,042.00
ETHIOPIA		SAFETRA PLC.	Customs Clearance & Reled Services	35,000.00
ETHIOPIA		SAFETRA PLC.	Customs Clearance & Reled Services	30,000.00
United States		FOUNDATION FOR ENVIRONMENTAL SECURITY	THE CONSULTANCY FEE TO BE PAID TO FESS	48,585.00
UNESCO				
Afghanistan		BAHER COMPUTER AND TRAINING	NA	522,740.00
Afghanistan		BRAC	NA	1,737,921.00
Afghanistan		IDG Security	NA	176,000.00
Afghanistan		SAB	NA	177,926.00
Antigua/Barbuda		MINISTRY OF EDUCATION	NA	41,001.00
Australia		GODEN MACKAY LOGAN Pty Ltd	NA	720,100.00
Barbados		CANGATE	NA	63,900.00
Belgium		BAASTEL LE GROUPE CONSEIL ITEE	NA	72,019.52
Belgium		DB PRINT	NA	36,508.73
Belgium		VANBREDA INTERNATIONAL	NA	1,142,827.00
Belgium		Vlaams Instituut voor de Zee	NA	266,958.48
Benin		ECOLE DU PATRIMOINE AFRICAIN	NA	62,500.00
Benin		INFRE INSTITUT NATIONAL POUR LA	NA	62,700.00
Bolivia		Ecoingenieria SA	NA	45,645.25
Bosnia-Herz.		Gramon GMB doo	NA	55,162.81
Brazil		Aca - Associacao Dos Amigos Da Cria	NA	41,066.52
Brazil		Acao Educativa Assessoria Pesquisa	NA	72,717.02
Brazil		Afma - Acao Social Comunitaria	NA	56,369.79
Brazil		Akemi Leandra Kawagoe	NA	54,114.99

Major Contracts for Services Placed by Agency During 2010 (Contracts of \$30,000 or more)

Agency	Name of contractor	Description of services	Contract value USD
UNESCO Continued			
Brazil	Alexandre Borges Afonso	NA	56,285.23
Brazil	Amazona - Associacao De Prevencao A	NA	81,698.33
Brazil	Ana Maria Schmidt	NA	67,643.74
Brazil	Arrastao Movimento De Promocao Huma	NA	81,537.77
Brazil	Arte E Vida	NA	65,952.65
Brazil	Asacine Producoes Ltda. Epp	NA	60,704.06
Brazil	Assoc Mantenedora Da Escola Familia	NA	84,554.68
Brazil	Associacao Adelino De Carvalho	NA	73,280.72
Brazil	Associacao Afro Didara & Companhia	NA	84,554.68
Brazil	Associacao Beneficente O Pequeno Na	NA	39,788.05
Brazil	Associacao Brasileira Interdiscipli	NA	48,844.42
Brazil	Associacao Casa Das Artes De Educac	NA	67,643.74
Brazil	Associacao Comunitaria De Varzea Al	NA	81,344.80
Brazil	Associacao Comunitaria Dos Amigos D	NA	84,554.68
Brazil	Associacao Comunitaria Irene Cruz -	NA	47,933.48
Brazil	Associacao Crista De Osasco	NA	73,280.72
Brazil	Associacao Cultural Prof Hans Ulric	NA	84,554.68
Brazil	Associacao Cultural Social Desporti	NA	42,818.49
Brazil	Associacao De Educacao Para A Vid	NA	40,343.86
Brazil	Associacao De Mulheres Nova Esperan	NA	61,104.85
Brazil	Associacao De Pais E Amigos Do Defi	NA	37,733.93
Brazil	Associacao Direitos Humanos Em Rede	NA	43,758.30
Brazil	Associacao Dos Juizes Do Rio Grande	NA	65,665.61
Brazil	Associacao Fazenda Historia	NA	57,271.70
Brazil	Associacao Filmes De Quintal	NA	496,081.97
Brazil	Associacao Lar Do Nenen	NA	56,116.12
Brazil	Associacao Lar Maria & Sininha	NA	63,697.86
Brazil	Associacao Meninas E Mulheres Do Mo	NA	67,981.96
Brazil	Associacao Nossa Senhora De Loreto	NA	77,822.89
Brazil	Associacao Palas Athena Do Brasil	NA	48,128.34
Brazil	Associacao Pathfinder Do Brasil	NA	120,125.03
Brazil	Associacao Via Amazonia	NA	51,805.53
Brazil	Associcao Dos Amigos Do Centro De E	NA	149,515.11
Brazil	Capital Grafica E Editora Ltda. - M	NA	37,072.15
Brazil	Carla Patricia Almeida Rocha Terabe	NA	54,114.99
Brazil	Case Pesquisas E Projetos Ltda.	NA	66,939.12
Brazil	Central Unica Das Favelas Do Rio De	NA	67,643.74
Brazil	Central Unica Das Favelas Do Rio Gr	NA	82,437.43
Brazil	Centro Brasileiro Da Crianca E Do A	NA	67,406.99
Brazil	Centro Cidadania Acao E Educacao S	NA	46,586.51
Brazil	Centro Comunitario Cultural E Ecles	NA	84,554.68
Brazil	Centro Comunitario Socio Cultural D	NA	47,683.20
Brazil	Centro De Apoio A Trabalhos E Inici	NA	62,953.39
Brazil	Centro De Defesa Dos Dir. Da Crianc	NA	35,084.55
Brazil	Centro De Documentacao E Informacao	NA	64,278.47
Brazil	Centro De Educacao Popular - Cenep	NA	61,984.72
Brazil	Centro Educacional Da Juventude Pe.	NA	84,554.68
Brazil	Centro Espirita Allan Kardec	NA	62,705.75
Brazil	Centro Projeto Axe De Defesa E Prot	NA	84,554.68
Brazil	Cidade Grafica E Editora Ltda.	NA	35,935.74
Brazil	Clube De Maes Nossa Senhora Das Gra	NA	56,369.79
Brazil	Clube De Maes Santa Rosa	NA	58,139.80
Brazil	Comite Para A Democratizacao Da Inf	NA	90,191.66
Brazil	Cp2 - Consultoria, Pesquisa E Plane	NA	55,380.50
Brazil	Dialog Servicos De Comunicacao E Ev	NA	1,533,136.33
Brazil	Dialog Servicos De Comunicacao E Ev	NA	393,139.93
Brazil	Dialog Servicos De Comunicacao E Ev	NA	311,212.85
Brazil	Dialog Servicos De Comunicacao E Ev	NA	290,140.00
Brazil	Dialog Servicos De Comunicacao E Ev	NA	203,305.66
Brazil	Dialog Servicos De Comunicacao E Ev	NA	164,433.84
Brazil	Dialog Servicos De Comunicacao E Ev	NA	156,598.51
Brazil	Dialog Servicos De Comunicacao E Ev	NA	135,287.49
Brazil	Dialog Servicos De Comunicacao E Ev	NA	112,739.57
Brazil	Dialog Servicos De Comunicacao E Ev	NA	108,843.29
Brazil	Dialog Servicos De Comunicacao E Ev	NA	67,714.78
Brazil	Dialog Servicos De Comunicacao E Ev	NA	60,033.31
Brazil	Dialog Servicos De Comunicacao E Ev	NA	56,162.91
Brazil	Dialog Servicos De Comunicacao E Ev	NA	49,085.01
Brazil	Dialog Servicos De Comunicacao E Ev	NA	45,975.59
Brazil	Dialog Servicos De Comunicacao E Ev	NA	42,730.33
Brazil	Dialog Servicos De Comunicacao E Ev	NA	41,827.68
Brazil	Dialog Servicos De Comunicacao E Ev	NA	37,237.99
Brazil	Dialog Servicos De Comunicacao E Ev	NA	36,677.40
Brazil	Digital Solution- Com.Representacao	NA	103,962.77
Brazil	Digital Solution- Com.Representacao	NA	48,121.76
Brazil	Digital Solution- Com.Representacao	NA	40,541.15
Brazil	Duetsystems Ltda.	NA	85,531.05
Brazil	Ecoa Ecologia E Acao	NA	62,006.76
Brazil	Ecos-Comunicacao Em Sexualidade	NA	58,256.68
Brazil	Edilson Simplicio De Sousa	NA	38,712.51
Brazil	Eduardo Alberto Manjares Trelles	NA	67,497.18
Brazil	Espaco Cultural Vila Esperanca	NA	35,541.15
Brazil	Evenia Rocha De Sousa Melo	NA	36,717.02
Brazil	Fcpc - Fundacao Cearense De Pesquis	NA	123,139.80
Brazil	Fundacao De Desenvolvimento Da Pesq	NA	159,900.56
Brazil	Fundacao Faculdade De Medicina	NA	277,599.19
Brazil	Fundacao Faculdade De Medicina	NA	97,894.49
Brazil	Fundacao Instituto Para O Desenvolv	NA	84,554.68
Brazil	Fundacao Palavra Magica	NA	56,369.79
Brazil	Fundacao Terra	NA	78,241.26
Brazil	Fundacao Universidade Caxia do Sul	NA	625,264.84
Brazil	Fundacao Universidade Federal Do Pa	NA	95,828.64
Brazil	Garden Turismo E Eventos	NA	74,098.08
Brazil	Gauche Promocoes E Eventos Ltda	NA	42,886.13
Brazil	Grafica E Editora Qualidade Ltda.	NA	81,397.97
Brazil	Grafica E Editora Qualidade Ltda.	NA	75,958.29
Brazil	Grupo Cultural Afro Reggae	NA	56,369.79
Brazil	Grupo De Apoio A Crianca Com Cancer	NA	56,744.08
Brazil	Grupo De Estimulo Ao Aleitamento Ma	NA	47,914.32
Brazil	Instit Brasileiro De Estudos E Proj	NA	62,006.76
Brazil	Instituto Brasileiro Para Boa Convi	NA	59,566.58
Brazil	Instituto Central De Cidadania - Ic	NA	72,125.14
Brazil	Instituto Cultural Flauta Magica	NA	73,280.72
Brazil	Instituto Da Infancia - Ifan	NA	84,554.68
Brazil	Instituto De Capacitacao E Interven	NA	84,554.68
Brazil	Instituto De Estudos Da Religiao-Is	NA	84,554.68
Brazil	Instituto Em Defesa Da Cidadania 3	NA	61,702.14
Brazil	Instituto Feijo Acre	NA	78,917.70
Brazil	Instituto Ilhas Do Brasil	NA	76,820.74
Brazil	Instituto Marques De Salamanca	NA	45,095.83
Brazil	Instituto Pro-Educacao E Saude	NA	84,554.68
Brazil	Jorge Luiz De Quadros	NA	67,643.74
Brazil	Lar Assistencial Maria De Nazare	NA	54,172.49
Brazil	Ligia De Godoy Coutinho	NA	36,640.36
Brazil	Lola Medeiros Netto Ribeiro	NA	54,114.99
Brazil	Maria Cecilia Reyes Livieres	NA	67,643.74
Brazil	Mauricio Fernando Bianco Cossio	NA	60,315.67
Brazil	Mib Seguranca E Vigilancia Ltda.	NA	62,524.11
Brazil	Nacao Brasil Promocoes, Eventos E L	NA	74,971.82
Brazil	Nacao Brasil Promocoes, Eventos E L	NA	42,277.34

Major Contracts for Services Placed by Agency During 2010 (Contracts of \$30,000 or more)

Agency	Name of contractor	Description of services	Contract value USD
UNESCO Continued			
Brazil	Observatorio De Favelas Do Rio De J	NA	56,369.79
Brazil	Oficina De Arte Aplicada Ltda	NA	82,190.78
Brazil	Organizacao Social Amor E Vida - Sa	NA	62,006.76
Brazil	Palmas Editora Grafica Ltda-Me	NA	95,263.18
Brazil	Paula Porta Santos Fernandes	NA	56,369.79
Brazil	Planalto Service Ltda	NA	142,144.83
Brazil	Posto De Puericultura Suzanne Jacob	NA	66,173.62
Brazil	Projeto Aconchego - Grupo De Apoio	NA	62,006.76
Brazil	Projeto Verde Vida	NA	72,829.76
Brazil	Rede De Informacao Tecnologica Latl	NA	94,859.08
Brazil	Redecriar - Reciclando A Cidadania	NA	70,462.23
Brazil	Ricargraf Grafica E Editora Ltda	NA	54,131.91
Brazil	Rrn Comunicacao E Marketing Ss Ltda	NA	680,000.59
Brazil	Sasfra Servico Assistencial Salao D	NA	65,823.42
Brazil	Sbpi Consultoria Ltda	NA	52,762.12
Brazil	Sociedade Batista De Beneficencia T	NA	49,517.31
Brazil	Sociedade Beneficente 25 De Junho	NA	38,595.26
Brazil	Sociedade Filarmonica De Sergipe	NA	45,997.75
Brazil	Sociedade Musical 8 De Dezembro	NA	84,554.68
Brazil	Solar Consultoria E Eventos Ltda.	NA	99,210.82
Brazil	Sun & Tour Viagens E Eventos Ltda E	NA	102,962.23
Brazil	Sun & Tour Viagens E Eventos Ltda E	NA	81,693.91
Brazil	Sylvia Maria Nelo Braga	NA	54,960.54
Brazil	Tecnisys Informatica E Assessoria E	NA	158,540.02
Brazil	Ucs - Fundacao Universidade De Caxi	NA	641,478.02
Brazil	Universidade Federal Da Bahia	NA	106,076.66
Brazil	Universidade Federal De Pelotas - U	NA	95,016.91
Brazil	Vanessa Teresinha Steinnetz	NA	67,643.74
Brazil	Veruska Craveiro Moreira	NA	54,960.54
Brazil	Vianna Rodrigues Consultoria Ambien	NA	74,971.82
Burkina-Faso	AZALAI HOTEL INDEPENDANCE	NA	43,490.31
Canada	SHL Canada	NA	61,628.70
Canada	Slobodan P Simonovic	NA	35,000.00
Chad	ETS. BEKOUANODJIEL GAOU	NA	52,320.09
Chad	SYSTEME ENERGIE	NA	71,431.11
Chile	Asesorias y Servicios Grupo	NA	149,887.00
Chile	G4S SECURITY SERVICES LTDA	NA	58,693.79
Chile	Guillermo Rivera Hidalgo	NA	55,715.12
Chile	Mujica y Docmac Limitada	NA	62,221.86
Chile	POLOC Posicionamiento Local	NA	48,053.00
Chile	Productora de Eventos Honorato San	NA	43,240.00
Chile	Productora de Eventos Honorato San	NA	41,949.20
Chile	RIACES CINDA	NA	65,000.00
Chile	SOCIEDAD DE CONSULTORIA PUBLICA LTD	NA	44,366.31
China	APQN Asia Pacific Quality Network	NA	45,000.00
China	Centre for Disease Control	NA	35,000.00
Colombia	Ministerio de Cultura	NA	35,000.00
Congo Dem. Rep.	Africa Conservation Fund	NA	222,075.00
Costa Rica	GDC Partners & Co SA	NA	38,000.00
Costa Rica	Silpre y Silgar	NA	50,000.00
Cuba	CNP ITS-VIH/SIDA Centro Nacional de	NA	71,141.50
Cuba	MINISTERIO DE LA CULTURA	NA	253,553.00
Cuba	OFICINA DEL HISTORIADOR DE LA	NA	368,442.71
Ecuador	Engineer Gabriel Nolberto Andrade	NA	143,666.00
Egypt	ANOAHE ARAB NETWORK FOR QUALITY	NA	35,000.00
Egypt	Cairo Computer Academy	NA	88,435.24
Egypt	CIAH CENTRE FOR CONSERVATION	NA	56,000.00
France	ADVYSO	NA	38,312.81
France	AMERICAN EXPRESS VOYAGES	NA	488,013.62
France	BAEYENS SYLVAIN	NA	41,271.70
France	BAROCCO EVENEMENTS	NA	63,807.00
France	C TEK INGENIERIE	NA	55,753.74
France	CIM-INTERNATIONAL MUSIC COUNCIL	NA	44,994.25
France	Computer Futures Solutions France	NA	49,433.56
France	CRATERRE EAG	NA	85,000.15
France	CULTURE ET DEVELOPPEMENT	NA	59,186.40
France	Diffusion Equipements Services	NA	222,290.00
France	EUROP GROUPE	NA	148,530.36
France	Hayley Conference Centre France	NA	63,291.14
France	ICOMOS	NA	686,235.50
France	ICOMOS	NA	484,973.53
France	ICOMOS	NA	45,000.00
France	INEX BET SAS	NA	335,164.00
France	Institut International du Theatre	NA	45,000.00
France	ISSC-INTL SOCIAL SCIENCE COUNCIL	NA	200,835.00
France	LISANDRE SARL	NA	199,962.00
France	NATEXIS FRANCE MANAGEMENT	NA	138,000.00
France	NEEVA	NA	42,261.22
France	NISCAYAH	NA	38,499.97
France	ORENOQUE SARL	NA	86,306.10
France	OTIS	NA	104,291.00
France	Pack 2 Agence editoriale	NA	63,876.41
France	PASS TECHNOLOGIE	NA	62,543.00
France	QUALICONSULT EXPLOITATION	NA	38,796.32
France	Radar Technologies International	NA	160,000.00
France	RIE	NA	206,671.62
France	RIE	NA	115,430.48
France	SA HOTELIERE DE MARNE LA VALLE	NA	81,422.19
France	SFR Business Team	NA	374,109.00
France	SWORD SA	NA	82,032.60
France	Tea for two production	NA	52,356.00
France	TROMPILLE SAS	NA	46,029.92
France	VELOCE ENGINEERING	NA	89,988.49
Germany	ACDC RWTH	NA	97,680.00
Germany	DKD INTERNET SERVICE GMBH	NA	55,558.11
Germany	KLOPOTEK	NA	773,722.00
Ghana	AAU ASSOCIATION OF AFRICAN UNIVERSI	NA	123,500.00
Ghana	JOSUE N MOUICHE	NA	48,000.00
Greece	GREEK NATIONAL COMMISSION	NA	78,000.00
Hong Kong	A. Andrews & Co. (Mail Order) Ltd.	NA	62,430.90
India	DATAMATICS GLOBAL SERVICES LIMITED	NA	94,472.96
India	DATAMATICS GLOBAL SERVICES LIMITED	NA	76,046.02
India	Kalloor Entreprises	NA	42,458.00
Indonesia	INDONESIAN NAT.COM.FOR UNESCO	NA	44,237.86
Indonesia	PT Austraining Nusanara	NA	97,330.71
Iraq	Baran Insaat Turizm Sanayi ve TIC; Ltd	NA	932,490.00
Iraq	Galiawa Company	NA	47,500.00
Ireland	ECDL EUROPEAN COMPUTER DRIVING	NA	737,324.33
Ireland	ECDL EUROPEAN COMPUTER DRIVING	NA	96,598.34
Israel	Bezalel Academy of Arts and Design	NA	40,000.00
Israel	COUVENT DOMINICAIN St ETIENNE A	NA	68,027.00
Italy	ARS PROGETTI	NA	193,189.00
Italy	ICCR0M	NA	151,977.34
Italy	LERICI FOUNDATION	NA	36,900.00
Italy	RE CO Restauratori Consorziati	NA	60,458.94
Japan	TOYOTA MOTOR CORPORATION	NA	38,320.78
Japan	WASEDA UNIVERSITY	NA	238,000.00
Jordan	AlSabil for TV Production	NA	98,467.50
Jordan	Horizon Light for Media Production	NA	99,382.50
Jordan	SOC STARS ORBIT CONSULTANTS AND	NA	64,480.00

Major Contracts for Services Placed by Agency During 2010 (Contracts of \$30,000 or more)

Agency	Name of contractor	Description of services	Contract value USD
UNESCO Continued			
Jordan	SOC STARS ORBIT CONSULTANTS AND	NA	61,360.00
Jordan	SOC STARS ORBIT CONSULTANTS AND	NA	60,271.80
Jordan	SOC STARS ORBIT CONSULTANTS AND	NA	59,287.74
Jordan	SOC STARS ORBIT CONSULTANTS AND	NA	57,200.00
Jordan	SOC STARS ORBIT CONSULTANTS AND	NA	52,000.00
Jordan	SOC STARS ORBIT CONSULTANTS AND	NA	44,445.44
Jordan	SOC STARS ORBIT CONSULTANTS AND	NA	43,879.50
Jordan	SOC STARS ORBIT CONSULTANTS AND	NA	38,480.00
Kenya	Centre for Heritage Development Nkr	NA	37,500.00
Kenya	HOLIDAY INN HOTEL, NAIROBI	NA	38,985.65
Korea, Republ of	KOREAN NATIONAL COMMISSION FOR	NA	130,000.00
Lebanon	BUREAU STEPHAN	NA	74,000.00
Luxembourg	IMPRIMERIE CENTRALE	NA	53,238.96
Luxembourg	IMPRIMERIE CENTRALE	NA	45,451.04
Luxembourg	IMPRIMERIE CENTRALE	NA	35,141.93
Mali	EGENE TP	NA	97,771.35
Mali	MISSION CULTURELLE DE DJENNE	NA	35,000.00
Mexico	INSTITUTO DE ECOLOGICA A.C.	NA	64,775.00
Morocco	MOROCCO NAT. COM. FOR UNESCO	NA	60,000.00
Morocco	STRADOM	NA	43,410.48
Mozambique	Aidglobal- Activo e Integratpro para	NA	37,105.41
Mozambique	CASA AZUL	NA	58,000.00
Mozambique	Rimpex Lda	NA	49,018.61
Mozambique	TREINOMOZ CONSULTORES LIMITADA	NA	59,290.00
Mozambique	VRSS Consult Lda	NA	41,517.03
Namibia	UNDP UNITED NATIONS DEVELOPMENT	NA	115,577.57
Nepal	ICIMOD INTERNATIONAL CENTRE FOR	NA	113,000.00
Netherlands	INQAAHE NVAO INTERNATIONAL	NA	50,000.00
Netherlands	MDF TRAINING AND CONSULTANCY	NA	43,124.00
Netherlands	Radboud University, Nijmegen Medical Center	NA	597,503.00
Netherlands	SPAN CONSULTANTS	NA	51,176.00
New Zealand	Martin, Jenkins & Associates	NA	83,887.00
Nicaragua	RDS Red de Desarrollo Sostenible de	NA	50,600.00
Niger	CARITAS NIGER	NA	67,008.56
Opt	Towers Nablus for Investment and Construction	NA	773,213.52
Pakistan	DESIGN & MANAGEMENT CONSULANTS	NA	44,000.00
Pakistan	IA Enterprises	NA	36,371.90
Pakistan	PAKISTAN ASSOCIATION FOR CONTINUING	NA	62,761.01
Pakistan	Spectrum Communication (Pvt) Ltd	NA	45,998.81
Pakistan	THAAP Consultancy & Advisory Service	NA	73,000.00
Panama	Fundacion Comunidad	NA	50,000.00
Panama	INFOPLAZAS-AIP	NA	50,000.00
Peru	ASOCIACION ANCASH	NA	40,000.00
Philippines	SEAMEO INNOTECH	NA	43,095.00
Qatar	G4S Qatar W L L	NA	39,560.44
Qatar	LA CIGALE HOTEL	NA	42,159.07
Russian Fed.	World Trade Centre Open Joint-Sto	NA	64,000.00
Senegal	BSDA BUREAU SENEGALAIS DU DROIT	NA	51,712.00
Senegal	VIGASSISTANCE	NA	78,090.76
South Africa	CMFD-Community Media for	NA	75,600.00
South Africa	EduSector AIDS Response Trust	NA	91,700.00
South Africa	Stichting African Parks Foundation	NA	70,000.00
Spain	Consejo Superior de Investigaciones	NA	36,111.14
Spain	MINISTERIO DE CULTURA	NA	65,586.21
Switzerland	BROWN TIMOTHY	NA	39,150.00
Switzerland	IUCN INTERNATIONAL UNION FOR	NA	534,344.62
Switzerland	IUCN INTERNATIONAL UNION FOR	NA	920,180.73
Switzerland	MANNET SARL	NA	49,441.89
Switzerland	PANECO FOUNDATION	NA	51,809.46
Thailand	Cityneon Displays & Constructions	NA	51,332.20
Thailand	Underwater Archaeology Division	NA	44,384.06
Trinidad, Tobago	TRINIDAD & TOBAGO NAT COMM	NA	111,000.00
Turkey	BARAN INSAAT TURIZM SAN ve TIC LTD	NA	1,140,349.00
Turkey	ISLEM COGRAFI BILGI SISTEMLERI	NA	90,354.00
Turkey	KARS KULTUR SANAT ORGANIZASYON LTD.	NA	38,000.00
Uganda	UGANDA NATIONAL COMMISSION	NA	200,000.00
United Kingdom	BASELINE ARTS	NA	44,649.02
United Kingdom	Education for Change Ltd.	NA	56,800.00
United Kingdom	Fauna and Flora International	NA	111,248.00
United Kingdom	IBLF INTERNATIONAL BUSINESS LEADERS	NA	81,374.00
United Kingdom	UNITED KINGDOM NATIONAL COMMISSION	NA	155,000.00
United States	Academy for Educational Development	NA	40,000.00
United States	ASCE American Society of Civil Engi	NA	56,812.44
United States	Deloitte Consulting LLP	NA	89,993.00
United States	Mercy Corps	NA	83,875.00
United States	The Millennium Project	NA	61,900.00
Uruguay	GIL JAVIER	NA	36,941.03
Viet Nam	MOET National Institute of Educatio	NA	39,953.75
Viet Nam	My Son Management Board	NA	55,789.50
Viet Nam	SNV Vietnam	NA	90,269.00
Yemen	Education Development Project	NA	49,000.00
Yemen	GOPHCY	NA	36,200.00
UNFPA Continued			
Afghanistan	HAFEZ ROAD & CONSTRUCTION	Security of Premises	30,633.69
Afghanistan	HAFEZ ROAD & CONSTRUCTION	Security of Premises	38,292.12
Afghanistan	HAFEZ ROAD & CONSTRUCTION	Security of Premises	38,292.12
Afghanistan	HAFEZ ROAD & CONSTRUCTION	Security of Premises	30,633.69
Afghanistan	RED LINE CONS CO	Security of Premises	34,470.29
Afghanistan	RED LINE CONS CO	Security of Premises	34,470.29
Albania	QENDRA KOMBETARE SHQIPTARE PER STUDIME	Consultants - Local - Technical	56,771.00
Albania	QENDRA KOMBETARE SHQIPTARE PER STUDIME	Training of counterparts	37,847.25
Angola	INTYA	Transportation & Handling serv	35,016.57
Angola	INTYA	Transportation & Handling serv	33,597.22
Angola	INTYA	Transportation & Handling serv	36,843.26
Angola	INTYA	Transportation & Handling serv	33,368.52
Angola	MEDICOS COM AFRICA CUAMM	Intl Consultants-Sht Term-Tech	40,500.00
Angola	MEDICOS COM AFRICA CUAMM	Intl Consultants-Sht Term-Tech	103,410.00
Angola	MEDICOS COM AFRICA CUAMM	Legal fees	52,200.00
Angola	MEDICOS COM AFRICA CUAMM	Training of counterparts	48,890.00
Angola	MOHPHND-MINISTRY OF HEALTH/PROV.LAD	Printing and Publication	35,000.00
Angola	MOHPHND-MINISTRY OF HEALTH/PROV.LAD	Printing and Publication	147,000.00
Angola	MOHPHND-MINISTRY OF HEALTH/PROV.LAD	Training of counterparts	50,000.00
Angola	MOHPHND-MINISTRY OF HEALTH/PROV.LAD	Training of counterparts	38,400.00
Angola	NGO CAJ-CENTRO DE APOIO AOS JOVENS	Consultants - Studies/Research	31,800.00
Argentina	ANTONIO MARTIN CAPARROS	Consultants and contractors	32,000.00
Argentina	FLACSO	Learning - Subcontracts	94,215.00
Argentina	ICW LATINA	Consultants - Studies/Research	74,925.00
Armenia	GARIK HAYRAPETYAN	Staff - detail assignments	52,323.00
Armenia	International Center for Human Developme	Consultants and contractors	31,800.00
Australia	ANNE THERESE GALLAGHER	Consultants - Studies/Research	40,000.00
Australia	ENERSOL PTY. LTD.	Consultants and contractors	72,439.37
Australia	UNIVERSITY OF SYDNEY	Consultants and contractors	53,255.00
Australia	UNIVERSITY OF SYDNEY	Consultants and contractors	72,123.00
Bangladesh	ASIATIC MARKETING COMMUNICATIONS LIMITED	Consultants and contractors	32,335.70
Bangladesh	ICDDR,B	Consultants - Studies/Research	103,815.00
Belgium	INTERNATIONAL CENTRE FOR RH. GHENT UNI	Consultants and contractors	49,253.01
Botswana	BOITUMELO MAKUNGA	Consultants - Local - Technical	31,194.34
Botswana	UNDP BOTSWANA	Office premises rent	43,746.74
Brazil	DHEMOS CONSULTING	Consultants - Studies/Research	31,200.00
Brazil	FLYTOUR BUSINESS TRAVEL	Training of counterparts	31,048.10

Major Contracts for Services Placed by Agency During 2010 (Contracts of \$30,000 or more)

Agency	Location of contractor	Name of contractor	Description of services	Contract value USD
UNFPA Continued				
Brazil		LCC CONSTRUTORA LTDA	Office premises rent	91,043.40
Brazil		LUCCACO MULTIMIDIA LTDA	Consultants - Communication	40,000.00
Burkina Faso		Centre d'Etudes de doc. de rech. eco.	Consultants - Studies/Research	78,903.54
Burkina Faso		Maison Associations lutte contre Sida	Consultants - Studies/Research	52,714.68
Burundi		BANQUE DE CREDIT DE BUJUMBURA S.M	Consultants and contractors	132,658.54
Burundi		BANQUE DE CREDIT DE BUJUMBURA S.M	Consultants and contractors	33,428.11
Burundi		BANQUE DE CREDIT DE BUJUMBURA S.M	Consultants and contractors	33,428.11
Burundi		BANQUE DE CREDIT DE BUJUMBURA S.M	Consultants and contractors	53,736.80
Burundi		BANQUE DE CREDIT DE BUJUMBURA S.M	Consultants and contractors	53,367.18
Burundi		BANQUE DE CREDIT DE BUJUMBURA S.M	Training of counterparts	53,780.49
Burundi		GARAGE PARC AUTO CENTER	Consultants and contractors	30,853.66
Cameroon		IFORD	Training of counterparts	33,030.62
Cameroon		PROJET CMR5P31B BUCREP	Consultants - Studies/Research	45,918.37
Canada		GOSS GILROY INC.	Consultants and contractors	52,914.00
Canada		Harinder Janjua	Consultants and contractors	36,580.00
Canada		HEIDI MACLEAN	Consultants - Communication	115,179.20
Canada		MACLEAN CONSULTING	Consultants - Communication	32,839.47
Canada		MACLEAN CONSULTING	Consultants - Communication	66,139.73
Canada		Universalia Management Group	Consultants and contractors	82,225.00
Central African Republic		COMITE D'AIDE MEDICALE	Training of counterparts	30,624.98
Central African Republic		MERLIN CENTRAFRIQUE	Consultants and contractors	52,000.00
Central African Republic		OFCA ORGANISATION DES FEMMES	Training of counterparts	66,451.67
Central African Republic		UNDP-CENTRAL AFRICAN REPUBLIC	Office premises rent	32,797.36
Central African Republic		UNDP-CENTRAL AFRICAN REPUBLIC	Office premises rent	40,085.66
Chad		APPUI A LA DIRECTION DE LA SRV	Travel tickets - Int'l Staff	43,633.24
Chad		CELIAF	Travel DSA - local staff	34,934.12
Chad		I.T.S./C.S.S.I	Travel tickets - Int'l Staff	50,507.09
Chad		Médecins du Monde	Consultants and contractors	53,865.00
Chad		PROJET FISTULES	Travel DSA - local staff	30,664.77
China		BEIJING GUOXIANG HANGKONG FUWU CORP LTD	Travel tickets - Int'l Staff	53,218.24
China		GUILIN LATEX FACTORY	Transportation & Handling serv	36,660.00
China		GUILIN LATEX FACTORY	Transportation & Handling serv	279,178.00
China		GUILIN LATEX FACTORY	Transportation & Handling serv	67,400.00
China		GUILIN LATEX FACTORY	Transportation & Handling serv	44,400.00
China		MATERNAL AND CHILD CARE & COMMUNITY	Transportation & Handling serv	31,420.12
China		Peking University	Consultants - Studies/Research	41,562.59
China		QINGDAO DOUBLE BUTTERFLY GROUP CO. LTD	Transportation & Handling serv	42,600.00
China		TIANJIN HUMAN-CARE LATEX CORPORATION	Transportation & Handling serv	90,000.00
China		TIANJIN HUMAN-CARE LATEX CORPORATION	Transportation & Handling serv	32,800.00
Colombia		MARIA TERESA DUQUE ORREGO	Travel tickets - Int'l Staff	56,000.00
Colombia		PNUD	Local Consult.-Short Term-Supp	30,393.50
Colombia		SISTEMAS ESPECIALIZADOS DE INFORMACION	Consultants - Studies/Research	57,103.27
Comoros		DJAMALIDDINE MOHAMED	Travel - Other	83,400.00
Congo, Republic of the		AARREC IMPFONDO	Training of counterparts	38,167.31
Congo, Republic of the		CNLS-CONGO	Consultants - Studies/Research	55,398.71
Congo, Republic of the		MEDECINS D'AFRIQUE	Training of counterparts	36,228.33
Congo, The Democratic Republic		SCHOENMAECKERS RONALD C	Int'l Consultants-Sht Term-Tech	30,800.00
Denmark		KUEHNE AND NAGEL INC	Transportation & Handling serv	34,320.00
Denmark		KUHNH + NAGEL A/S, COPENHAGEN - DENMARK	Transportation & Handling serv	269,076.70
Denmark		KUHNH + NAGEL A/S, COPENHAGEN - DENMARK	Transportation & Handling serv	103,870.00
Denmark		UNOPS	Consultants and contractors	42,835.44
Denmark		UNOPS	Transportation & Handling serv	41,869.50
Denmark		UNOPS	Transportation & Handling serv	127,777.96
Denmark		UNOPS	Utilities	49,394.69
Denmark		WORLD HEALTH ORGANIZATION	Consultants - Studies/Research	75,000.00
Dominican Republic		CONVITUR S A	Catering Services/Hospitality	34,840.00
Dominican Republic		EKATEX C POR A	Utilities	184,999.78
Dominican Republic		EKATEX C POR A	Utilities	86,659.22
Dominican Republic		MELLENDEZ, GILKA	Staff Appointment-lump sum	203,440.06
Dominican Republic		RISKCASA	Consultants and contractors	75,202.51
Dominican Republic		TURINTER S A	Travel-training DSA costs	55,380.00
Egypt		AHMED ZAKI MOHAMED RASEKH	Consultants and contractors	40,837.50
Egypt		AHMED ZAKI MOHAMED RASEKH	Office premises rent	40,837.50
Egypt		CAPMAS	Training of counterparts	40,000.00
Egypt		CAPMAS	Training of counterparts	174,000.00
Egypt		INSTITUTE OF STATISTICAL STUDIES AND	Consultants and contractors	42,253.52
Egypt		SHARIF EGAL	Consultants and contractors	67,608.89
El Salvador		PROGRAMA DE LAS NACIONES UNIDAS PARA EL	Office premises rent	32,174.00
El Salvador		SECRETARIA DE LA INTEGRACION SOCIAL	Consultants - Studies/Research	35,000.00
Ethiopia		BANNET NDYANABANGI	Travel DSA - Int'l Staff	136,200.00
Ethiopia		UNECA	Office premises rent	63,775.82
Ethiopia		UNECA	Office premises rent	30,293.52
France		ANNA BUSKENS	Consultants and contractors	47,775.00
France		MIHAELA CATALINA MARIA MINCA	Consultants and contractors	41,760.00
France		SCP RECHERCHE ET DEVELOPPEMENT	Consultants - Studies/Research	34,521.50
Georgia		TAMAR KHOMASURIDZE	Travel DSA - local staff	70,082.96
Germany		BAYER SCHERING PHARMA AG	Transportation & Handling serv	32,622.00
Germany		BAYER SCHERING PHARMA AG	Transportation & Handling serv	48,249.51
Germany		HELM PHARMACEUTICALS GMBH	Transportation & Handling serv	35,000.00
Germany		NYERAL FILMS	Consultants and contractors	46,680.47
Ghana		DOUBLE CROWN INVESTMENT LTD	Travel - Other	86,000.00
Ghana		SCHOOL OF PUBLIC HEALTH	Hospitality training purposes	87,500.00
Guinea		PNUD	Office premises rent	54,758.00
Guinea		REFMAP	Consultants - Studies/Research	30,794.53
Haiti		ALEXANDRE MARITN	Consultants and contractors	30,249.00
Haiti		AXXIUM	Service Contracts-Individuals	72,187.50
Haiti		AXXIUM	Service Contracts-Individuals	72,187.50
Haiti		CITADELLE TRADING	Utilities	48,000.00
Haiti		PLASTECH SOLUTIONS S.A	Utilities	112,500.00
Haiti		PLASTECH SOLUTIONS S.A	Utilities	42,075.00
Haiti		PLASTECH SOLUTIONS S.A	Utilities	38,835.00
Haiti		PNUD (Haiti)	Consultants - Construction	215,000.00
Haiti		SACO FOOD S A	Utilities	32,200.00
Haiti		SODEC INTERNATIONAL	Custodial & Cleaning Services	38,126.87
Honduras		PAPELERIA E IMPRENTA HONDURAS	Other media costs	33,962.54
Honduras		PAPELERIA E IMPRENTA HONDURAS	Other media costs	33,198.57
India		CORPORATE CHANNELS INDIA PRIVATE LIMITED	Utilities	633,755.00
India		GOPSONS PAPERS LTD	Printing and Publication	1,207,500.00
India		GOPSONS PAPERS LTD	Printing and Publication	58,500.00
India		GOPSONS PAPERS LTD	Printing and Publication	156,000.00
India		GOPSONS PAPERS LTD	Printing and Publication	32,000.00
India		GOPSONS PAPERS LTD	Printing and Publication	152,250.00
India		INDUS MEDICARE LIMITED	Transportation & Handling serv	39,000.00
India		INDUS MEDICARE LIMITED	Transportation & Handling serv	144,075.00
India		INDUS MEDICARE LIMITED	Transportation & Handling serv	60,000.00
India		Navin Deepak Singh	Consultants and contractors	36,750.00
India		PREGNA INTERNATIONAL LIMITED	Transportation & Handling serv	34,874.00
India		SECRETARY MINISTRY OF HEALTH & FAMILY	Consultants and contractors	3,200,000.00
India		SPC MANAGEMENT SERVICES (PVT.) LTD	Consultants - Local -Technical	89,071.77
India		SPC MANAGEMENT SERVICES (PVT.) LTD	Consultants - Local -Technical	36,249.26
India		UNICEF	Consultants - Studies/Research	34,621.30
India		UNICEF	Consultants - Studies/Research	252,909.09
Indonesia		KANTOR AKUNTAN PUBLIK JOHANNES & REKAN	Audit fees	30,798.07
Iran (Islamic Republic Of)		NATIONAL INSTITUTE FOR HEALTH RESEARCH	Consultants - Studies/Research	69,300.00
Iraq		IRAQI AL-AMAL ASSOCIATION	Consultants - Local Support	30,008.00
Ireland		TRINITY BIOTECH	Transportation & Handling serv	33,013.47
Israel		ORGENICS LTD.	Transportation & Handling serv	55,439.00
Italy		KARISMEDICA S R L	Transportation & Handling serv	39,318.48
Italy		RENCO S P A	Construction	49,063.00
Italy		RENCO S P A	Construction	49,063.00

Major Contracts for Services Placed by Agency During 2010 (Contracts of \$30,000 or more)

Agency	Location of contractor	Name of contractor	Description of services	Contract value USD
UNFPA Continued				
Italy		RENCO S P A	Construction	49,063.00
Italy		WFP-UNHRD	Office premises purchase	112,575.54
Italy		WFP-UNHRD	Other Office Security costs	116,536.56
Italy		WFP-UNHRD	Other Office Security costs	186,404.23
Italy		WORLD FOOD PROGRAMME	Travel tickets - Int'l Staff	47,100.00
Japan		UNITED NATIONS UNIVERSITY	Office premises rent	40,294.05
Jordan		ALJOSOUR LETANTHEEN ALMUTAMARAT WAL	Consultants and contractors	99,904.00
Jordan		ALJOSOUR LETANTHEEN ALMUTAMARAT WAL	Consultants and contractors	99,904.00
Kazakhstan		JSC KTJV AYT OTEL	Travel DSA - Int'l Staff	46,224.00
Kenya		BCD TRAVEL LIMITED	Travel - Other	30,692.13
Kenya		RAPID BUSINESS SERVICES	Consultants and contractors	32,689.91
Korea, Democratic People's Rep		CENTRAL BUREAU OF STATISTICS	Local Consult.-Short Term-Supp	33,358.71
Korea, Republic of		Standard Diagnostics, INC	Transportation & Handling serv	124,580.00
Korea, Republic of		UNIDUS CORPORATION SEOHUNG	Transportation & Handling serv	42,500.00
Lebanon		American University of Beirut	Training of counterparts	37,904.00
Lebanon		Wassel Azmeh	Office premises rent	45,937.50
Lebanon		Wassel Azmeh	Office premises rent	45,937.50
Liberia		UNDP, Liberia	Office premises rent	34,620.00
Luxembourg		IMPRIMERIE CENTRALE	Printing and Publication	38,741.81
Luxembourg		IMPRIMERIE CENTRALE	Printing and Publication	31,572.74
Madagascar		CONGREGATION SOEURS SAINT PAUL	Consultants - Studies/Research	36,096.87
Madagascar		MYE	Travel tickets - Int'l Staff	52,476.48
Madagascar		ORCHID HOTEL	Travel tickets - Int'l Staff	39,047.29
Malawi		EVELYNS INVESTMENTS COMPANY	Office premises rent	33,310.34
Malawi		HOTEL VICTORIA	Travel - Other	30,111.51
Malawi		KRIS OFFSET & SCREEN PRINTERS LTD	Printing and Publication	58,859.18
Malawi		UNITED NATIONS DEVELOPMENT PROGRAMME	Consultants and contractors	32,796.00
Malawi		UNIVERSITY OF MALAWI,CHANCELLOR COLLEGE	Training of counterparts	54,817.05
Malaysia		DONGKUK TECHCO RUBBER INDUSTRIES SDN BHD	Transportation & Handling serv	67,200.00
Mali		ASDAP UNFPA SPSR	Consultants and contractors	30,915.88
Mali		ASDAP UNFPA SPSR	Consultants and contractors	59,415.74
Mali		ASSOC SOUTIENDEVPMT ACTIVITES POPULAT	Learning - Subcontracts	41,806.00
Mali		DELTA SURVIE	Learning - Subcontracts	44,058.21
Mali		DPM/UNFPA	Training of counterparts	31,863.51
Mali		DPM/UNFPA	Travel-training DSA costs	66,672.26
Mali		ENTREPRISE GROUPEMENT POUR LE	Service Contracts-Individuals	37,877.48
Mali		GPSP FNUAP SR	Consultants and contractors	93,937.24
Mali		GPSP FNUAP SR	Consultants and contractors	186,309.55
Mali		GPSP FNUAP SR	Consultants and contractors	127,530.45
Mali		GPSP FNUAP SR	Consultants and contractors	49,986.73
Mali		PHARMA DISTRIBUTION MED SARL	Utilities	53,761.66
Mali		PHARMACIE POPULAIRE DU MALI - UNFPA	Training of counterparts	50,120.81
Mali		REMAPOD/UNFPA	Consultants and contractors	140,001.88
Mali		REMAPOD/UNFPA	Consultants and contractors	98,241.21
Mongolia		UNDP Mongolia	Office premises rent	35,174.86
Morocco		ENQUETE NATIONAL SUR LA POPULATION ET LA	Consultants - Studies/Research	50,000.00
Mozambique		ACADEMICA Lda	Printing and Publication	41,590.23
Mozambique		AFRITOOL (PTY) LTD	Warehouse purchase	53,164.80
Mozambique		MINISTERIO DE SAUDE	Consultants - Studies/Research	500,000.00
Mozambique		TECNIL CONSTRUCOES LDA	Construction	63,810.23
Mozambique		TECNIL CONSTRUCOES LDA	Renovation and alteration	105,556.95
Mozambique		TECNIL CONSTRUCOES LDA	Renovation and alteration	33,114.73
Myanmar		Department of Health	Training of counterparts	30,288.37
Myanmar		Department of Health	Training of counterparts	41,317.86
Myanmar		Department of Health	Training of counterparts	46,238.53
Myanmar		NATIONAL AIDS PROGRAMME	Training of counterparts	45,953.13
Namibia		GENDER BASED VIOLENCE	Consultants - Local - Technical	36,000.00
Namibia		SADCPF-SIDA HIV AIDS PROGRAMME	Travel-training DSA costs	38,265.07
Netherlands		IMRES	Transportation & Handling serv	69,500.00
Netherlands		IMRES	Transportation & Handling serv	33,560.00
Netherlands		IMRES	Transportation & Handling serv	39,975.00
Netherlands		IMRES	Transportation & Handling serv	42,695.00
Netherlands		IMRES	Transportation & Handling serv	59,000.00
Netherlands		IMRES	Transportation & Handling serv	61,485.00
Netherlands		IMRES	Transportation & Handling serv	190,000.00
Netherlands		IMRES	Transportation & Handling serv	33,050.00
Netherlands		IMRES	Transportation & Handling serv	93,750.00
Netherlands		IMRES	Transportation & Handling serv	36,000.00
Netherlands		IMRES	Transportation & Handling serv	42,800.00
Netherlands		IMRES	Transportation & Handling serv	44,880.00
Netherlands		IMRES	Transportation & Handling serv	180,105.00
Netherlands		IMRES	Transportation & Handling serv	61,580.00
Netherlands		IMRES	Transportation & Handling serv	63,800.00
Netherlands		N.V. ORGANON	Transportation & Handling serv	52,868.00
Nicaragua		CORTE CENTROAMERICANA DE JUSTICIA	Travel - Education grant -TAs	45,000.00
Nicaragua		FOTOCOPIAS EXPRESS DE NICARAGUA S.A.	Printing and Publication	75,688.07
Niger		ACCES AUX SERVICES SR ACCRU	Maintenance of Vehicles	55,803.58
Niger		ACCES AUX SERVICES SR ACCRU	Transportation & Handling serv	75,423.88
Niger		ACCES AUX SERVICES SR ACCRU	Travel DSA - local staff	31,220.52
Niger		ACCES AUX SERVICES SR ACCRU	Travel DSA - local staff	70,049.26
Niger		Association Chefs traditionnels Niger	Consultants - Local Support	45,075.04
Niger		Groupeement des Associations Islamiques	Consultants - Local Support	42,368.31
Nigeria		ABUJA SHERATON	Travel - Other	39,557.09
Nigeria		ABUJA SHERATON	Travel - Other	31,244.00
Nigeria		ABUJA SHERATON	Travel tickets - Int'l Staff	50,000.00
Nigeria		ADEWALE ADELEYE & CO CHARTERED ACC	Service Contracts-Individuals	79,012.23
Nigeria		CHIDA INTERNATIONAL HOTEL	Travel - Other	31,788.08
Nigeria		CORNERSTONE INSURANCE NON LIFE	Service Contracts-Individuals	31,113.89
Nigeria		MAERSK NIGERIA LIMITED	Transportation & Handling serv	33,438.48
Nigeria		MESSAGE WISE LIMITED	Consultants - Studies/Research	62,856.22
Nigeria		RICHARD JACKSON AND SONS LIMITED	Transportation & Handling serv	44,471.44
Nigeria		ROCKVIEW HOTEL, ABUJA	Travel - Other	31,838.75
Occupied Palestinian Territories		NABIL ABED AL-HAFEEZ ABU OMAR FATHIYA	Office premises rent	44,550.00
Oman		Adham bin Tareq Al-Said	Office premises rent	52,937.50
Pakistan		H E A L TRUST	Consultants - Local Support	55,741.16
Pakistan		NATIONAL TENT HOUSE	Utilities	286,302.50
Pakistan		RURAL SUPPORT PROGRAMMES NETWORK RSPN	Consultants - Communication	38,575.04
Pakistan		RURAL SUPPORT PROGRAMMES NETWORK RSPN	Consultants - Communication	38,575.04
Pakistan		UKS RESEARCH CENTRE	Consultants - Local - Technical	87,225.88
Pakistan		UNIVERSITY OF GUJRAT - WORKING BALANCE	Consultants - Studies/Research	32,000.00
Panama		Pro Nova, S.A.	Consultants - Local Support	88,174.32
Papua New Guinea		Health Sector Improvement Program	Hospitality training purposes	280,000.00
Peru		CASINO DE POLICIA	Travel-training DSA costs	47,536.02
Philippines		DEMOGRAPHIC RESEARCH & DEV FOUND INC	Consultants - Studies/Research	235,682.61
Philippines		DEMOGRAPHIC RESEARCH & DEV FOUND INC	Consultants - Studies/Research	80,485.17
Philippines		DEMOGRAPHIC RESEARCH & DEV FOUND INC	Consultants - Studies/Research	241,455.51
Philippines		DEMOGRAPHIC RESEARCH & DEV FOUND INC	Consultants - Studies/Research	157,848.83
Philippines		DEMOGRAPHIC RESEARCH & DEV FOUND INC	Consultants - Studies/Research	83,080.26
Philippines		UNFPA SOUTHERN PHILIPPINES OFFICE	Training of counterparts	30,090.89
Philippines		UNFPA SOUTHERN PHILIPPINES OFFICE	Training of counterparts	66,481.05
Philippines		UNFPA SOUTHERN PHILIPPINES OFFICE	Training of counterparts	36,690.61
Philippines		UNFPA SOUTHERN PHILIPPINES OFFICE	Training of counterparts	48,848.47
Romania		MINISTRY OF FOREIGN AFFAIRS OF ROMANIA	Other Office Security costs	48,902.40
Senegal		Fondation Fahd	Legal fees	207,488.36
Senegal		PNUD SENEGAL	Consultants and contractors	60,921.50
Senegal		PNUD SENEGAL	Office premises rent	38,872.74
Senegal		PNUD SENEGAL	Office premises rent	35,425.58
Senegal		PNUD SENEGAL	Office premises rent	36,637.88
Senegal		PNUD SENEGAL	Office premises rent	36,637.88
Serbia		Marija RAKOVIC	Staff Appointment-lump sum	36,943.98

Major Contracts for Services Placed by Agency During 2010 (Contracts of \$30,000 or more)

Agency	Location of contractor	Name of contractor	Description of services	Contract value USD
UNFPA Continued				
Sierra Leone		JOSDELVIA TRADING&CONS ENTERPRISES	Renovation and alteration	40,378.65
Sierra Leone		JOSDELVIA TRADING&CONS ENTERPRISES	Renovation and alteration	70,471.60
Sierra Leone		LAMIN BANGURA	Training of counterparts	34,017.09
Sierra Leone		MACRO INTERNATIONAL INC	Consultants - Studies/Research	50,000.00
Sierra Leone		MACRO INTERNATIONAL INC	Consultants - Studies/Research	45,000.00
Sierra Leone		MINISTRY OF SOCIAL WELFARE GENDER AND	Consultants and contractors	30,469.23
Sierra Leone		NAMISA ENTERPRISE	Renovation and alteration	41,101.57
Sierra Leone		National Training of Nurse Anaesthetists	Learning - Subcontracts	223,093.72
Sierra Leone		SENATE CONSTRUCTION	Construction	38,743.79
Sierra Leone		SIGN AFRICA SL LTD	Other media costs	90,120.00
Singapore		KHIN KYU	Intl Consultants-Sht Term-Tech	32,000.00
Somalia		EDNA ADAN MATERNITY HOSPITAL	Consultants - Local -Technical	62,112.00
South Africa		USB EXECUTIVE DEVELOPMENT LTD	Local Consult -Short Term-Supp	45,885.00
South Africa		Wits Health Consortium (Pty)Ltd	Consultants - Studies/Research	52,017.25
Sudan		Abdullah Mohamed Ahmed	Office premises rent	71,100.00
Sudan		ALWAHA MEDICAL COMPANY	Utilities	92,436.97
Sudan		BLUE NILE MASHREG BANK	Service Contracts-Individuals	119,121.35
Sudan		BLUE NILE MASHREG BANK	Service Contracts-Individuals	66,662.14
Sudan		BLUE NILE MASHREG BANK	Service Contracts-Individuals	60,063.36
Sudan		BLUE NILE MASHREG BANK	Service Contracts-Individuals	43,100.78
Sudan		BLUE NILE MASHREG BANK	Service Contracts-Individuals	44,625.23
Sudan		BLUE NILE MASHREG BANK	Service Contracts-Individuals	84,123.88
Sudan		BLUE NILE MASHREG BANK	Service Contracts-Individuals	47,741.54
Sudan		NATIONAL SOCIAL INSURANCE	Insurance	49,103.96
Sudan		NATIONAL SOCIAL INSURANCE	Service Contracts-Individuals	32,323.93
Sudan		SALIH ADAM KHEIRALLA	Office premises rent	44,100.00
Sudan		SOUTH SUDAN CENTER FOR CENSUS , STATISTI	Consultants - Construction	46,983.05
Sudan		SOUTH SUDAN CENTER FOR CENSUS , STATISTI	Consultants - Local Support	47,766.10
Sudan		SOUTH SUDAN CENTER FOR CENSUS , STATISTI	Consultants - Local Support	47,766.10
Sudan		SOUTH SUDAN CENTER FOR CENSUS , STATISTI	Consultants - Local Support	44,352.00
Sudan		SOUTH SUDAN CENTER FOR CENSUS , STATISTI	Rent of occasional venues	33,864.41
Sudan		STAR HOTEL	Rent of occasional venues	44,001.00
Sudan		STAR HOTEL	Rent of occasional venues	32,595.00
Sudan		STAR HOTEL	Rent of occasional venues	32,595.00
Sudan		UNFPA SERVICE CONTRACT HOLDERS	Consultants and contractors	68,676.42
Sudan		UNFPA SERVICE CONTRACT HOLDERS	Consultants and contractors	68,676.42
Sudan		UNFPA SERVICE CONTRACT HOLDERS	Consultants and contractors	68,676.42
Sudan		UNFPA SERVICE CONTRACT HOLDERS	Service Contracts-Individuals	31,117.77
Sudan		UNFPA SERVICE CONTRACT HOLDERS	Service Contracts-Individuals	31,117.77
Sudan		UNFPA SERVICE CONTRACT HOLDERS	Service Contracts-Individuals	31,117.77
Swaziland		Orion Hotel	Rent of occasional venues	45,052.63
Sweden		GIUNTI LABS SCANDINAVIA AB	Consultants and contractors	121,180.00
Switzerland		CONGREG TRAVEL AG	Consultants and contractors	117,251.08
Switzerland		INTERNATIONAL AIDS SOCIETY	Service Contracts-Individuals	31,218.78
Switzerland		International Computing Centre	Consultants and contractors	171,000.00
Switzerland		International Computing Centre	Consultants and contractors	40,000.00
Switzerland		International Computing Centre	Consultants and contractors	41,000.00
Switzerland		WORLD YWCA	Consultants and contractors	44,564.00
Tanzania		MZUMBE UNIVERSITY	Consultants - Local -Technical	32,974.43
Thailand		BURKE CONSTRUCTION CO LTD	Consultants - Construction	31,336.59
Thailand		BURKE CONSTRUCTION CO LTD	Consultants - Construction	55,622.45
Thailand		BURKE CONSTRUCTION CO LTD	Consultants - Construction	83,825.38
Thailand		BURKE CONSTRUCTION CO LTD	Consultants - Construction	99,493.68
Thailand		ROCKWORTH PUBLIC COMPANY LIMITED	Construction	66,738.31
Thailand		SRISUMAN SARTSARA	Consultants and contractors	34,630.32
Thailand		UN ESCAP	Office premises rent	41,897.49
Timor-Leste		CENSUS PROJECT	Consultants and contractors	54,720.00
Timor-Leste		CENSUS PROJECT	Consultants and contractors	200,000.00
Timor-Leste		CENSUS PROJECT	Consultants and contractors	142,000.00
Timor-Leste		CENSUS PROJECT	Training of counterparts	39,420.00
Timor-Leste		CENSUS PROJECT	Training of counterparts	70,000.00
Timor-Leste		GRAFICA NACIONAL	Printing and Publication	33,600.00
Timor-Leste		PRADET TIMOR LESTE	Training of counterparts	38,823.12
Timor-Leste		PRADET TIMOR LESTE	Training of counterparts	38,823.12
Timor-Leste		PRADET TIMOR LESTE	Training of counterparts	38,823.12
Timor-Leste		Secretaria Estado Promocao de Igualidade	Training of counterparts	48,920.00
Togo		APPUI DE L'UE AU 4EME RGPH TOGO	Consultants - Local Support	115,164.49
Togo		IMPRIMERIE LA SEMEUSE	Consultants and contractors	54,188.18
Tunisia		ABV TUNISIE MARCO POLO	Learning - Subcontracts	32,543.88
Tunisia		ABV TUNISIE MARCO POLO	Training of counterparts	34,531.30
Tunisia		CAWTAR	Intl Consultants-Sht Term-Tech	31,074.80
Turkey		YANKI SEYAHAT VE TURIZM ACENTASI LTD.STI	Consultants and contractors	45,582.51
Turkey		YANKI SEYAHAT VE TURIZM ACENTASI LTD.STI	Travel tickets - Intl Staff	81,569.22
Uganda		AMPROC INC	Office premises rent	51,670.38
Uganda		AMPROC INC	Office premises rent	70,459.62
Uganda		AMPROC INC	Office premises rent	59,720.00
Uganda		DR. AMBROSOLI MEM. HOSPITAL	Learning - Subcontracts	47,348.48
Uganda		NATIONAL MEDICAL STORES	Storage fees	43,620.00
Uganda		NATIONAL MEDICAL STORES	Transportation & Handling serv	166,796.38
Uganda		NATIONAL MEDICAL STORES	Transportation & Handling serv	110,535.00
Uganda		REPRODUCTIVE HEALTH & HIV RESEARCH UNIT	Consultants - Local -Technical	35,534.98
Uganda		STEPHEN KISEMBE KIIRYA	Intl Consultants-Sht Term-Tech	39,600.00
United Arab Emirates		LHASSA CONSULTING FZE	Consultants - Studies/Research	45,168.00
United Arab Emirates		LHASSA CONSULTING FZE	Consultants - Studies/Research	67,752.00
United Kingdom		ABS CONSULTING LTD	Consultants - Security Assess.	65,025.00
United Kingdom		CAPITA BUSINESS SERVICES LTD	Training of counterparts	34,018.00
United Kingdom		Cedar Consulting	Consultants - IT	31,709.70
United Kingdom		DRS DATA SERVICES LIMITED	Printing and Publication	185,125.00
United Kingdom		DRS DATA SERVICES LIMITED	Printing and Publication	185,125.00
United Kingdom		DRS DATA SERVICES LIMITED	Printing and Publication	185,125.00
United Kingdom		DRS DATA SERVICES LIMITED	Printing and Publication	185,125.00
United Kingdom		DRS DATA SERVICES LIMITED	Printing and Publication	185,125.00
United Kingdom		DRS DATA SERVICES LIMITED	Printing and Publication	185,125.00
United Kingdom		DRS DATA SERVICES LIMITED	Printing and Publication	185,125.00
United Kingdom		DRS DATA SERVICES LIMITED	Printing and Publication	185,125.00
United Kingdom		I2D2 LIMITED	Audio-visual productions	43,260.00
United Kingdom		I2D2 LIMITED	Learning - Subcontracts	49,250.00
United Kingdom		LONDON SCHOOL OF HYGIENE & TROPICAL MEDI	Consultants - Studies/Research	43,000.00
United Kingdom		moore stephens llp	Audit fees	59,930.39
United Kingdom		moore stephens llp	Audit fees	33,998.40
United Kingdom		moore stephens llp	Audit fees	36,000.00
United Kingdom		moore stephens llp	Audit fees	54,923.14
United Kingdom		moore stephens llp	Audit fees	40,500.00
United Kingdom		moore stephens llp	Audit fees	30,572.63
United Kingdom		moore stephens llp	Audit fees	40,000.00
United Kingdom		moore stephens llp	Audit fees	53,845.83
United Kingdom		moore stephens llp	Audit fees	41,500.00
United Kingdom		moore stephens llp	Audit fees	64,770.00
United Kingdom		moore stephens llp	Audit fees	45,000.00
United Kingdom		moore stephens llp	Audit fees	72,100.00
United Kingdom		moore stephens llp	Audit fees	67,169.00
United Kingdom		moore stephens llp	Audit fees	36,000.00
United Kingdom		moore stephens llp	Audit fees	32,000.00
United Kingdom		moore stephens llp	Audit fees	66,780.00
United Kingdom		moore stephens llp	Audit fees	31,088.00
United Kingdom		moore stephens llp	Audit fees	31,894.62
United Kingdom		moore stephens llp	Intl Consultants-Sht Term-Tech	36,450.00
United Kingdom		Mott MacDonald Limited	Consultants and contractors	96,947.82
United Kingdom		OXFORD POLICY MANAGEMENT LIMITED	Consultants - Studies/Research	64,661.00
United Kingdom		UNIVERSITY OF SOUTHAMPTON	Consultants and contractors	35,150.00

Major Contracts for Services Placed by Agency During 2010 (Contracts of \$30,000 or more)

Agency	Location of contractor	Name of contractor	Description of services	Contract value USD
UNFPA Continued				
United Kingdom (Gibraltar)		TOYOTA GIBRALTAR STOCKHOLDINGS LTD	Maintenance of Vehicles	191,810.00
United Kingdom (Gibraltar)		TOYOTA GIBRALTAR STOCKHOLDINGS LTD	Maintenance of Vehicles	116,629.26
United States		ALEXANDER WOLF & SON	Construction	1,479,733.00
United States		ALEXANDER WOLF & SON	Construction	520,267.00
United States		AMA AKPE AZIAGBE	Consultants and contractors	32,550.00
United States		APSTAR CONSULTING INC.	Consultants - IT	177,440.00
United States		APSTAR CONSULTING INC.	Consultants - Local - Technical	58,390.00
United States		APSTAR CONSULTING INC.	Consultants and contractors	200,000.00
United States		ARIES COMPUTER SYSTEMS, INC	Consultants - Local - Technical	48,128.00
United States		ARIES COMPUTER SYSTEMS, INC	Consultants and contractors	88,999.95
United States		ARIES COMPUTER SYSTEMS, INC	Consultants and contractors	41,000.05
United States		ARIES COMPUTER SYSTEMS, INC	Consultants and contractors	46,000.00
United States		ARIES COMPUTER SYSTEMS, INC	Consultants and contractors	49,264.00
United States		ARIES COMPUTER SYSTEMS, INC	Consultants and contractors	54,880.00
United States		ASI SYSTEM INTEGRATION	Consultants and contractors	52,587.00
United States		ASMERET TEKESTE	Consultants and contractors	32,200.00
United States		BARBARA CROSSETTE	Consultants and contractors	60,000.00
United States		BILJANA IWAZ MARKOVA	Consultants and contractors	42,320.00
United States		BONNIE L SHEPARD	Consultants and contractors	35,000.00
United States		CHRISTINA THEMISTOCLES VRACHNOS	Consultants and contractors	57,658.60
United States		COMMUNICATIONS CONSORTIUM MEDIA CENTER	Consultants - Communication	100,000.00
United States		COMMUNITY SYSTEMS FOUNDATION	Consultants and contractors	69,796.00
United States		Consensus Building Institute	Training of counterparts	35,612.85
United States		CYBER KORP INC.	Consultants - IT	35,810.00
United States		DANIEL MERED SCHENSUL	Consultants and contractors	60,338.79
United States		DELOITTE FINANCIAL ADVISORY SERVICES LLP	Consultants and contractors	51,305.00
United States		DVI COMMUNICATIONS INC	Service Contracts-Individuals	65,449.00
United States		Emerging Markets Communications	Consultants - Communication	44,493.00
United States		Essential Technologies, Inc.	Consultants and contractors	65,000.00
United States		Essential Technologies, Inc.	Consultants and contractors	60,000.00
United States		Essential Technologies, Inc.	Consultants and contractors	38,050.00
United States		FISHER BROTHERS CLEANING SERVICES	Custodial & Cleaning Services	30,034.39
United States		FISHER BROTHERS CLEANING SERVICES	Custodial & Cleaning Services	100,000.00
United States		FISHER BROTHERS CLEANING SERVICES	Office premises rent	60,000.00
United States		FISHER BROTHERS CLEANING SERVICES	Office premises rent	40,000.00
United States		GRM INFORMATION MANAGEMENT SERVICES INC	Storage fees	291,925.19
United States		HOU CHOU LIN	Consultants and contractors	33,000.00
United States		IBM	Services provided by companies	213,606.80
United States		IBM	Services provided by companies	46,393.20
United States		IDA JENG CHRISTENSEN	Consultants and contractors	34,350.00
United States		ILONA VALERIEVA LALOVA	Consultants and contractors	37,410.00
United States		INTERGRATED HVAC SYSTEMS & SERVICES INC	Construction	56,400.00
United States		INTERGRATED HVAC SYSTEMS & SERVICES INC	Construction	96,323.60
United States		INTERNATIONAL HOUSE	Travel-training DSA costs	35,169.26
United States		JEFFREY STEPHEN GIDDINGS	Consultants and contractors	78,000.00
United States		Jessica Susan Malter	Consultants and contractors	41,760.00
United States		JORGE BAGLIETTO	Consultants and contractors	56,625.00
United States		KATIE MADONIA	Consultants and contractors	37,104.01
United States		LAURA RAQUEL WEXLER	Consultants and contractors	45,678.00
United States		LINDA HADDAD	Consultants and contractors	31,950.00
United States		LYDIAH KEMUNTO BOSIRE	Consultants and contractors	30,400.00
United States		Ma, Rosario Ledonio-O'Buckley	Consultants and contractors	32,625.00
United States		MACRO INTERNATIONAL INC	Consultants - Studies/Research	54,000.00
United States		MARRIOTT INTERNATIONAL	Audio-visual productions	131,274.10
United States		MARRIOTT INTERNATIONAL	Rent of occasional venues	50,000.00
United States		MARRIOTT INTERNATIONAL	Rent of occasional venues	531,566.00
United States		Maxine Smith	Consultants and contractors	31,632.17
United States		MILLENNIUM UN PLAZA HOTEL	Rent of occasional venues	73,490.82
United States		MOSTAFA ELKORDY	Consultants and contractors	35,088.96
United States		NEIL PHILIP SPENCER	Consultants and contractors	43,775.00
United States		NEWLINK COMMUNICATIONS GROUP INC	Consultants - Communication	51,000.00
United States		NEWLINK COMMUNICATIONS GROUP INC	Consultants - Communication	51,000.00
United States		NEWLINK COMMUNICATIONS GROUP INC	Consultants - Communication	51,000.00
United States		NEWLINK COMMUNICATIONS GROUP INC	Consultants - Communication	51,000.00
United States		NEWLINK COMMUNICATIONS GROUP INC	Consultants - Communication	38,250.00
United States		NEWLINK COMMUNICATIONS GROUP INC	Consultants - Communication	38,250.00
United States		NEWLINK COMMUNICATIONS GROUP INC	Consultants - Communication	38,250.00
United States		NEWLINK COMMUNICATIONS GROUP INC	Consultants - Communication	38,250.00
United States		NEWLINK COMMUNICATIONS GROUP INC	Consultants - Communication	38,250.00
United States		NEWLINK COMMUNICATIONS GROUP INC	Consultants - Communication	38,250.00
United States		NEWLINK COMMUNICATIONS GROUP INC	Consultants - Communication	38,250.00
United States		NEWLINK COMMUNICATIONS GROUP INC	Consultants - Communication	38,250.00
United States		NEWLINK COMMUNICATIONS GROUP INC	Consultants - Communication	38,250.00
United States		NEWLINK COMMUNICATIONS GROUP INC	Consultants - Communication	38,250.00
United States		Pfizer Overseas LLC(Export Division)	Transportation & Handling serv	38,000.00
United States		PREMIER STATIONERS INC	Printing and Publication	33,670.00
United States		PROGRAPHICS, INC.	Printing and Publication	53,070.00
United States		PROGRAPHICS, INC.	Printing and Publication	63,359.25
United States		PROGRAPHICS, INC.	Printing and Publication	63,359.25
United States		PROGRAPHICS, INC.	Printing and Publication	63,359.25
United States		PROGRAPHICS, INC.	Printing and Publication	63,359.25
United States		PROGRAPHICS, INC.	Printing and Publication	71,514.34
United States		RICHARD CARL STEEN	Consultants and contractors	37,500.00
United States		RICHARD CARL STEEN	Consultants and contractors	42,500.00
United States		R.J.L RESOURCES	Consultants - Local Support	32,000.00
United States		ROSEMARY N. MUSUMBA	Consultants and contractors	43,500.00
United States		ROSEMARY N. MUSUMBA	Consultants and contractors	43,500.00
United States		ROSEMARY N. MUSUMBA	Consultants and contractors	49,770.00
United States		SABRINA JURAN	Consultants and contractors	33,091.25
United States		SEAN PATRICK BRADY	Consultants and contractors	55,866.31
United States		SILVA GIOVANNA	Consultants and contractors	36,067.50
United States		SLG 220 NEWS OWNERS LLC	Office premises rent	1,550,000.00
United States		SLG 220 NEWS OWNERS LLC	Office premises rent	1,550,000.00
United States		SLG 220 NEWS OWNERS LLC	Office premises rent	750,000.00
United States		SLG 220 NEWS OWNERS LLC	Office premises rent	451,624.97
United States		SLG 220 NEWS OWNERS LLC	Office premises rent	743,000.00
United States		SLG 220 NEWS OWNERS LLC	Office premises rent	477,242.39
United States		SLG 220 NEWS OWNERS LLC	Office premises rent	428,356.31
United States		SOLAR SECURITY FILMS	Renovation and alteration	85,651.00
United States		STEVEN ERIC SWILLER	Consultants and contractors	35,250.00
United States		TED ELWARTOWSKI	Consultants and contractors	44,093.75
United States		Thelma Oliva	Consultants and contractors	45,450.00
United States		TIME MOVING & STORAGE INC	Moving Services	59,396.24
United States		TIME MOVING & STORAGE INC	Renovation and alteration	134,912.18
United States		TRISTI NICHOLS	Consultants and contractors	32,000.00
United States		UNDP ZIMBABWE	Service Contracts-Individuals	42,223.00
United States		UNICEF	Consultants and contractors	35,000.00
United States		UNIFEM (UN DEVELOPMENT FUND FOR WOMEN)	Utilities	65,800.00
United States		UNOPS	Consultants - Construction	234,000.00
United States		UNOPS	Consultants - Construction	156,000.00
United States		UNOPS	Consultants - Construction	143,000.00
United States		UNOPS	Consultants - Construction	546,000.00
United States		UNOPS	Consultants - Construction	221,000.00
United States		UNOPS	Consultants - Construction	440,000.00
United States		UNOPS	Consultants - Construction	160,000.00
United States		UNOPS	Intl Consultants-Shr Term-Tech	228,320.00
United States		WORKWELL PARTNERS	Construction	33,800.00
United States		YARA GHOSSEIN	Consultants and contractors	32,000.00
Viet Nam		CONG TY TNHH QUANG CAO LIEN MINH	Printing and Publication	33,523.27
Zambia		UNDP ZAMBIA	Utilities	36,218.40
Zimbabwe		KPMG	Audit fees	35,977.17

Major Contracts for Services Placed by Agency During 2010 (Contracts of \$30,000 or more)

Agency	Name of contractor	Description of services	Contract value USD
Afghanistan	Afghan National Police	SECURITY/ SAFETY SERVICES	328,578.28
Afghanistan	AFGHAN WIRELESS COMMUNICATION CO.	TELECOMS SERVICES	109,592.48
Afghanistan	AFSAR STANEKZAI LIMITED	TELECOMS SERVICES	50,000.00
Afghanistan	ARIA BAKHTAR CONSTRUCTION COMPANY	SECURITY/ SAFETY SERVICES	32,266.00
Afghanistan	ENG.IMAM JAN (LAND LOARD)	BUSINESS/ ADMINISTRATIVE SER	66,000.00
Afghanistan	Farhad Iqbal Construction Company	MAINTENANCE/ CONSTRUCTION SER	40,494.00
Afghanistan	GAMA CONSTRUCTION COMPANY	MAINTENANCE/ CONSTRUCTION SER	70,950.00
Afghanistan	Haji Khairullah	BUSINESS/ ADMINISTRATIVE SER	78,000.00
Afghanistan	HART SECURITY LIMITED	SECURITY/ SAFETY SERVICES	1,712,020.08
Afghanistan	Herat Casual Labourers	SECURITY/ SAFETY SERVICES	34,200.00
Afghanistan	HUMANITARIAN ACTION FOR PEOPLE OF AFG.	ENGINEERING SERVICES	58,304.00
Afghanistan	Kabul Casual Labourers	MAINTENANCE/ CONSTRUCTION SER	141,400.00
Afghanistan	KARBASI, MOHAMMAD OMAR	BUSINESS/ ADMINISTRATIVE SER	31,200.00
Afghanistan	National Afghan Police for HCR Office	SECURITY/ SAFETY SERVICES	114,364.70
Afghanistan	NAWID FAISAL ZADA LTD	BUSINESS/ ADMINISTRATIVE SER	51,620.00
Afghanistan	NAZAR MOHD ENGINEERING CONSTRUCTION CO.	MAINTENANCE/ CONSTRUCTION SER	61,340.00
Afghanistan	NOORJIHAN BIGUM NAWABI	BUSINESS/ ADMINISTRATIVE SER	72,000.00
Afghanistan	POWER SUPPLY DEPARTMENT	UTILITIES	69,216.12
Afghanistan	Saheb Zadagan Co. LTD	CARGO/PASSENGER TRANSPORT	50,000.00
Afghanistan	Sayed Obiadullah	BUSINESS/ ADMINISTRATIVE SER	51,000.00
Afghanistan	Service Contract Workers	SECURITY/ SAFETY SERVICES	31,350.00
Afghanistan	UN PROTECTION UNIT	SECURITY/ SAFETY SERVICES	40,933.08
Afghanistan	UN Protection Unit (UNPU)	SECURITY/ SAFETY SERVICES	130,726.86
Afghanistan	UNITED NATIONS ASSISTANT MISSION IN AFG	SECURITY/ SAFETY SERVICES	129,255.00
Afghanistan	UNITED NATIONS DEVELOPMENT PROGRAM	SECURITY/ SAFETY SERVICES	81,095.99
Afghanistan	ZADRAN GROUP OF COMPANY	MAINTENANCE/ CONSTRUCTION SER	104,796.46
Algeria	AUTORITE DE REGULATION DE POSTE TELECOM	TELECOMS SERVICES	116,551.11
Algeria	COMPAGNIE GARDIENNAGE PROTECTION SECURIT	SECURITY/ SAFETY SERVICES	116,864.07
Algeria	SALI Fatima Vve NALOUI	BUSINESS/ ADMINISTRATIVE SER	86,457.64
Algeria	SARL SIGMA SECURITE	SECURITY/ SAFETY SERVICES	50,324.49
Angola	DANIEL YAGNYE	BUSINESS/ ADMINISTRATIVE SER	180,000.00
Angola	GUARDA SEGURA	SECURITY/ SAFETY SERVICES	67,817.00
Angola	GULF AGENCY COMPANY	BUSINESS/ ADMINISTRATIVE SER	42,000.00
Angola	JECHEM LIMPA TUDO LDA	MAINTENANCE/ CONSTRUCTION SER	32,400.00
Angola	ORGANIZACOES COSAL, LDA	STORAGE/PACKING/HANDLING	96,000.00
Angola	SECRE TARIA DE ESTADO DE HABITACAO	BUSINESS/ ADMINISTRATIVE SER	33,600.00
Australia	CORPORATE TRAVELLER	MEETING/TRAVEL/ FOOD SER	97,714.02
Australia	DEPARTMENT OF FOREIGN AFFAIRS AND TRADE	BUSINESS/ ADMINISTRATIVE SER	205,519.67
Australia	LYONS PARTNERSHIP	BUSINESS/ ADMINISTRATIVE SER	89,752.32
Australia	REDR AUSTRALIA LIMITED	FINANCIAL SERVICES	52,550.00
Austria	UNODC	BUSINESS/ ADMINISTRATIVE SER	70,427.26
Azerbaijan	ABUTALIB BABAYEV	BUSINESS/ ADMINISTRATIVE SER	96,000.00
Bangladesh	Alif Rice Agency	MAINTENANCE/ CONSTRUCTION SER	64,509.64
Bangladesh	M/S RAHIMAFROOZ RENEWABLE ENERGY LIMITED	MAINTENANCE/ CONSTRUCTION SER	30,168.00
Bangladesh	S S Constructions	MAINTENANCE/ CONSTRUCTION SER	57,769.82
Belarus	HIRING COMPANY	BUSINESS/ ADMINISTRATIVE SER	52,989.90
Belgium	CHANNEL RESEARCH SPRL	EDUCATION/ TRAINING SERVICES	142,152.15
Belgium	DEUXIEME BUREAU DE RECETTES	BUSINESS/ ADMINISTRATIVE SER	46,946.93
Bosnia and Herzegovina	CENTROTRANS TRANZIT d.d. Sarajevo	STORAGE/PACKING/HANDLING	73,599.75
Bosnia and Herzegovina	UNITIC d.o.o.	BUSINESS/ ADMINISTRATIVE SER	198,210.47
Brazil	ATHALAIA GRAFICA E EDITORA LTDA	PHOTO/ GRAPHIC/ DESIGN SER	30,892.54
Brazil	V5 INVESTIMENTOS E PARTICIPACOES LTDA	BUSINESS/ ADMINISTRATIVE SER	41,899.44
Burundi	BESSEBERG BRAATEN Slije	BUSINESS/ ADMINISTRATIVE SER	33,735.00
Burundi	BURUNDI CLEANING COMPANY	MAINTENANCE/ CONSTRUCTION SER	40,700.81
Burundi	FAROOK SALEH ADAM	BUSINESS/ ADMINISTRATIVE SER	36,000.00
Burundi	P. S. G.	SECURITY/ SAFETY SERVICES	112,329.32
Burundi	UNITED NATIONS DEVELOPMENT PROGRAMME	BUSINESS/ ADMINISTRATIVE SER	239,814.00
Cameroon	AIGLE VOYAGE	TRANSPORT SUPPORT	74,560.33
Cameroon	DAK SERVICES	SECURITY/ SAFETY SERVICES	58,086.17
Cameroon	MAERSK CAMEROUN S.A.	TRANSPORT SUPPORT	33,086.33
Cameroon	NTSAMA NEE MENGUELE ABENA	BUSINESS/ ADMINISTRATIVE SER	66,140.53
Canada	280 ALBERT PROPERTIES INC.	BUSINESS/ ADMINISTRATIVE SER	94,884.67
Canada	CORNERSTONE FUNDRAISING SERVICES	BUSINESS/ ADMINISTRATIVE SER	122,553.27
Canada	CUSTOMER EXPRESSIONS CORP	COMPUTER SERVICES	56,170.00
Canada	E. S. TUNIS AND ASSOCIATES	EDUCATION/ TRAINING SERVICES	69,413.00
Canada	ERNST & YOUNG LLP	FINANCIAL SERVICES	137,415.00
Canada	Fundraising Initiatives Inc.	BUSINESS/ ADMINISTRATIVE SER	479,016.92
Canada	GOSS GILROY INC.	COMPUTER SERVICES	39,416.00
Canada	INVENTIS GEOMATIQUE INC	COMPUTER SERVICES	75,160.00
Canada	LAMBDA SOLUTIONS INC.	EDUCATION/ TRAINING SERVICES	140,851.93
Canada	MS. ZAMZAM BABADI	BUSINESS/ ADMINISTRATIVE SER	48,000.00
Canada	TAC TIC Direct	BUSINESS/ ADMINISTRATIVE SER	372,722.11
Canada	THE COMMONWEALTH OF LEARNING	EDUCATION/ TRAINING SERVICES	194,792.07
Canada	Threshold Associates	EDUCATION/ TRAINING SERVICES	32,750.00
Central African Republic	APROTECA	HEALTHCARE SERVICES	44,649.73
Central African Republic	LA KING SECURITY SERVICE	SECURITY/ SAFETY SERVICES	31,552.59
Central African Republic	SATGURU TRAVEL & TOURS SERVICE	CARGO/PASSENGER TRANSPORT	66,652.69
Central African Republic	WORLD FOOD PROGRAMME	CARGO/PASSENGER TRANSPORT	1,029,972.54
Chad	ABDELLATIF MAHAMAT NOUR	CARGO/PASSENGER TRANSPORT	98,048.86
Chad	AL AMANNA	CARGO/PASSENGER TRANSPORT	36,128.50
Chad	BRAHIM MOUSSA CHAHAD	MAINTENANCE/ CONSTRUCTION SER	34,295.68
Chad	CABINET BUCAC	FINANCIAL SERVICES	45,894.36
Chad	CABINET D'INGENIERIE, DE CONSEILS...	MAINTENANCE/ CONSTRUCTION SER	61,786.72
Chad	CERDO	ENGINEERING SERVICES	83,445.80
Chad	COP GARD	SECURITY/ SAFETY SERVICES	234,796.90
Chad	E. M. C SARL	MAINTENANCE/ CONSTRUCTION SER	44,830.75
Chad	ENTREPRISE AL SOURAYA	MAINTENANCE/ CONSTRUCTION SER	39,270.02
Chad	Ets AbDOULAYE chouah	TRANSPORT SUPPORT	151,948.76
Chad	HASSABALLAH AHMAT IBRAHIM	BUSINESS/ ADMINISTRATIVE SER	37,145.17
Chad	LOGISTICS INTERNATIONAL	CARGO/PASSENGER TRANSPORT	87,391.29
Chad	MOUSSA MAHAMAT DJOUI	BUSINESS/ ADMINISTRATIVE SER	44,102.97
Chad	SAFAR S.A	INSURANCE SERVICES	75,413.41
Chad	SOC.PRIV.DE SECU.ET DE PREST.DE SERVICE	SECURITY/ SAFETY SERVICES	108,725.67
Chad	SOKACOGET	CARGO/PASSENGER TRANSPORT	45,537.22
Chad	WADI MOURA	CARGO/PASSENGER TRANSPORT	156,294.80
Chad	ZAIN (CELTEL TCHAD)	TELECOMS SERVICES	156,340.55
China	BEIJING HOUSING SERVICE CORP	BUSINESS/ ADMINISTRATIVE SER	138,368.28
Colombia	COMUNICACION CELULAR S.A.	TELECOMS SERVICES	122,442.31
Colombia	HOTELES ESTELAR	MEETING/TRAVEL/ FOOD SER	36,951.32
Colombia	INDEPAZ	PHOTO/ GRAPHIC/ DESIGN SER	47,796.07
Colombia	INMOBILIARIA TELEPORT S.A.	BUSINESS/ ADMINISTRATIVE SER	31,369.26
Colombia	JORGE CORTES MORA & CIA	BUSINESS/ ADMINISTRATIVE SER	160,008.43
Colombia	LAURA MANTILLA GARCIA	BUSINESS/ ADMINISTRATIVE SER	39,907.90
Colombia	PRO-OFFSET EDITORIAL LTDA	PHOTO/ GRAPHIC/ DESIGN SER	42,688.57
Colombia	TECNILIMPIO S.A.	MAINTENANCE/ CONSTRUCTION SER	121,954.96
Colombia	VALENCIA Y FALLA ASESORES INTEGRALES	FINANCIAL SERVICES	73,169.28
Congo, Dem Rep	A. C. G. M.	SECURITY/ SAFETY SERVICES	91,200.00
Congo, Dem Rep	AVIATION SANS FRONTIERES FRANCE	CHARTERS	35,137.50
Congo, Dem Rep	CELTEL	TELECOMS SERVICES	53,808.19
Congo, Dem Rep	DHL EXPRESS RD CONGO	POSTAL SERVICES	42,618.47
Congo, Dem Rep	G4S SECURITY SERVICES	SECURITY/ SAFETY SERVICES	39,600.00
Congo, Dem Rep	GLOBAL BROADBAND SOLUTION CONGO	COMPUTER SERVICES	43,464.50
Congo, Dem Rep	GROUP SIMBA SECURITY	SECURITY/ SAFETY SERVICES	38,090.00
Congo, Dem Rep	HDW ANTENNE UVIRA/BARAKA	SECURITY/ SAFETY SERVICES	49,200.00
Congo, Dem Rep	HUMAN DIGNITY IN THE WORLD	MAINTENANCE/ CONSTRUCTION SER	68,189.66
Congo, Dem Rep	HUMAN DIGNITY IN THE WORLD	SECURITY/ SAFETY SERVICES	254,425.33
Congo, Dem Rep	MDF AFRIQUE CENTRALE	EDUCATION/ TRAINING SERVICES	39,674.57
Congo, Dem Rep	NYIRABUZUZA MURIEL, BAILLERESSE	BUSINESS/ ADMINISTRATIVE SER	67,949.85
Congo, Dem Rep	OXFAM QUEBEC	STORAGE/PACKING/HANDLING	31,368.00
Congo, Dem Rep	PROGR. INITIATIVES & ACTIONS LOCALES (PIAL)	MAINTENANCE/ CONSTRUCTION SER	77,760.00

Major Contracts for Services Placed by Agency During 2010 (Contracts of \$30,000 or more)

Agency	Name of contractor	Description of services	Contract value USD
UNHCR Continued			
Congo, Dem Rep	SATGURU TRAVEL & TOURS SERVICES	TRANSPORT SUPPORT	31,784.00
Congo, Dem Rep	SOCIETE NATIONALE D'ASSURANCES	INSURANCE SERVICES	47,386.29
Congo, Dem Rep	SONAS GOMA	INSURANCE SERVICES	99,450.00
Congo, Dem Rep	SONAS UVIRA	INSURANCE SERVICES	54,757.00
Congo, Dem Rep	STRONG NKV	FINANCIAL SERVICES	180,525.04
Congo, Dem Rep	SYPRO	SECURITY/ SAFETY SERVICES	40,750.00
Congo, Dem Rep	UN INTER AGENCIES COMPOUND	BUSINESS/ ADMINISTRATIVE SER	109,898.00
Congo, Dem Rep	UNHAS RDC	TRANSPORT SUPPORT	32,120.21
Congo, Dem Rep	VODACOM	TELECOMS SERVICES	112,697.04
Congo, Dem Rep	VODACOM KINSHASA	TELECOMS SERVICES	94,911.06
Congo, Republic of the	BINDI ANICET JEAN BERTIN	BUSINESS/ ADMINISTRATIVE SER	45,895.60
Congo, Republic of the	RICK ASPI SERVICES	SECURITY/ SAFETY SERVICES	45,186.55
Costa Rica	FUNDACION GALILEO	COMPUTER SERVICES	92,194.75
Costa Rica	PASIAURAL, S.A.	BUSINESS/ ADMINISTRATIVE SER	110,250.00
Cote D'Ivoire	ADIABOUAH AMBROISE	BUSINESS/ ADMINISTRATIVE SER	65,792.19
Cote D'Ivoire	GARAGE SAM	BUSINESS/ ADMINISTRATIVE SER	57,557.15
Cote D'Ivoire	INTERNATIONAL VOYAGES	MEETING/TRAVEL/ FOOD SER	54,563.97
Cote D'Ivoire	NSIA-CÔTE D'IVOIRE	INSURANCE SERVICES	36,534.92
Cote D'Ivoire	OUALLO KOUADIO HILAIRE	MAINTENANCE/ CONSTRUCTION SER	32,990.89
Cote D'Ivoire	VIGASSISTANCE	SECURITY/ SAFETY SERVICES	43,693.99
Croatia	APOSTERIORI SAVJETOVANJA d.o.o.	BUSINESS/ ADMINISTRATIVE SER	34,816.25
Croatia	Ipsos Puls d.o.o.	BUSINESS/ ADMINISTRATIVE SER	37,330.75
Denmark	BALTIC CONTROL LTD AARHUS	INSPECTION SERVICES	603,775.00
Denmark	DANIMEX COMMUNICATION	TRANSPORT SUPPORT	130,157.50
Denmark	Danish Refugee Council	FINANCIAL SERVICES	39,971.00
Denmark	DANISH REFUGEE COUNCIL - DRC	BUSINESS/ ADMINISTRATIVE SER	147,251.44
Denmark	DANISH REFUGEE COUNCIL - DRC	FINANCIAL SERVICES	113,759.82
Denmark	DANOFFICE PLC	CARGO/PASSENGER TRANSPORT	38,720.64
Denmark	DANOFFICE PLC	TRANSPORT SUPPORT	297,007.29
Denmark	DANZAS SA / DHL FREIGHT	TRANSPORT SUPPORT	49,181.83
Denmark	KUEHNE AND NAGEL A/S	CARGO/PASSENGER TRANSPORT	594,544.75
Denmark	KUEHNE AND NAGEL A/S	CHARTERS	3,239,250.00
Denmark	KUEHNE AND NAGEL A/S	STORAGE/PACKING/HANDLING	81,597.26
Denmark	KUEHNE AND NAGEL A/S	TRANSPORT SUPPORT	8,937,849.57
Denmark	NORDIC APPROACH K/S	BUSINESS/ ADMINISTRATIVE SER	44,500.00
Denmark	PLANSON EUROPE	TRANSPORT SUPPORT	125,330.70
Denmark	UNICEF SUPPLY DIVISION	TRANSPORT SUPPORT	33,007.69
Denmark	UNOPS	EDUCATION/ TRAINING SERVICES	83,478.00
Djibouti	AGS - AGENCE GENERALE DE SERVICE	SECURITY/ SAFETY SERVICES	42,486.95
Djibouti	Ahmed ABDOUL BASSET	BUSINESS/ ADMINISTRATIVE SER	40,677.96
Djibouti	ELECTRICITE DE DJIBOUTI	UTILITIES	37,799.70
Djibouti	ENTREPRISE DUR-DUR	HEALTHCARE SERVICES	39,830.51
Djibouti	ENTREPRISE EGECO	MAINTENANCE/ CONSTRUCTION SER	38,449.51
Djibouti	ENTREPRISE MACHA-ALLAH	MAINTENANCE/ CONSTRUCTION SER	62,022.60
Djibouti	LOGISTICS SERVICES SARL	STORAGE/PACKING/HANDLING	242,000.00
Djibouti	LOGISTICS SERVICES SARL	TRANSPORT SUPPORT	33,388.72
Djibouti	RAGUEB TRAVEL AGENCY	TRANSPORT SUPPORT	63,688.13
Ecuador	BENAVIDES PALADINES, Angel Bolivar	MAINTENANCE/ CONSTRUCTION SER	33,744.13
Ecuador	G4S SECURITY SERVICES CIA. LTDA.	SECURITY/ SAFETY SERVICES	66,989.00
Ecuador	MICELLE CIA. LTDA.	FINANCIAL SERVICES	33,800.00
Ecuador	MUECES ENRIQUEZ, Ramiro	MAINTENANCE/ CONSTRUCTION SER	77,858.33
Ecuador	UNDP ECUADOR	BUSINESS/ ADMINISTRATIVE SER	32,114.45
Egypt	Abou El Abbas Mohamed Tawfik Farag	BUSINESS/ ADMINISTRATIVE SER	45,000.00
Egypt	SAATCHI & SAATCHI	ADVERTISING/ INFORMATION SER	149,210.00
Egypt	Z OVERSEAS FOR SECURITY & SERV	SECURITY/ SAFETY SERVICES	77,445.93
Ethiopia	AFRICAN HUMANITARIAN AID & DEV.	MAINTENANCE/ CONSTRUCTION SER	70,995.12
Ethiopia	AGH-HOUSING ADMINISTRATION DEPT	BUSINESS/ ADMINISTRATIVE SER	47,003.94
Ethiopia	AL-YUSUF GENERAL CONTRACTOR	MAINTENANCE/ CONSTRUCTION SER	126,536.63
Ethiopia	ASEFA GURMESA GENERAL CONTRACTOR	MAINTENANCE/ CONSTRUCTION SER	132,639.28
Ethiopia	Atlantic Fright Transport Owners Associa	TRANSPORT SUPPORT	180,592.66
Ethiopia	BEE FREIGHT TRANSPORT ASSOCIATION	TRANSPORT SUPPORT	216,676.74
Ethiopia	DEEH BUILDING CONSTRUCTION	MAINTENANCE/ CONSTRUCTION SER	31,751.33
Ethiopia	ETC Bole Michael Area Office	TELECOMS SERVICES	30,543.90
Ethiopia	FANOS TRANSPORT ASSOCIATION	TRANSPORT SUPPORT	37,884.76
Ethiopia	FILTU CONSTRUCTION COMPANY	MAINTENANCE/ CONSTRUCTION SER	92,616.37
Ethiopia	FILTU CONSTRUCTION COMPANY	TRANSPORT SUPPORT	446,882.84
Ethiopia	FLAMINGO PRINTING PRESS PLC	PHOTO/ GRAPHIC/ DESIGN SER	33,755.59
Ethiopia	ISAAC ABDULLAHI	BUSINESS/ ADMINISTRATIVE SER	84,000.00
Ethiopia	MJA BUILDING CONTTACTOR	MAINTENANCE/ CONSTRUCTION SER	188,075.03
Ethiopia	Nib Insurance Company (s.co)	INSURANCE SERVICES	40,453.08
Ethiopia	ORBIT ENGINEERING AND CONSTRUCTION PLC	MAINTENANCE/ CONSTRUCTION SER	32,458.21
Ethiopia	OSSREA	BUSINESS/ ADMINISTRATIVE SER	60,000.00
Ethiopia	Packtra PLC	TRANSPORT SUPPORT	311,302.81
Ethiopia	Safe Way Building Contractor	MAINTENANCE/ CONSTRUCTION SER	81,511.84
Ethiopia	SAHLEMARIAM ZERGAW BUILDING CONTRACTOR	MAINTENANCE/ CONSTRUCTION SER	76,994.11
Ethiopia	Samuel Getachew Building Contractor	MAINTENANCE/ CONSTRUCTION SER	194,431.63
Ethiopia	SOLOMON ABIYE BUILDING CONTRACTOR	MAINTENANCE/ CONSTRUCTION SER	88,958.49
Ethiopia	SOMALI REGION GUARD LIMITED ASSOCIATION	SECURITY/ SAFETY SERVICES	53,404.74
Ethiopia	Tadesse Hailu Building contractor	MAINTENANCE/ CONSTRUCTION SER	67,969.63
Ethiopia	TARGET BUSINESS CONSULTANTS PLC	BUSINESS/ ADMINISTRATIVE SER	62,537.33
Ethiopia	TSEHAY BERKI CONSTRUCTION UNITED ASSOCIA	MAINTENANCE/ CONSTRUCTION SER	121,585.00
Ethiopia	UN ECONOMIC COMMISSION FOR AFRICA	BUSINESS/ ADMINISTRATIVE SER	98,935.09
Ethiopia	UNITED BROTHERS PLC	SECURITY/ SAFETY SERVICES	242,134.48
Ethiopia	Woldu Hiuf WOLDEKIDAN	BUSINESS/ ADMINISTRATIVE SER	81,430.97
Finland	NAPS SYSTEMS OY	TRANSPORT SUPPORT	87,792.97
France	A.D.T. INTERNATIONAL	WRITING/TRANSLATION/ INTERPRET	54,028.68
France	AFIAA	BUSINESS/ ADMINISTRATIVE SER	155,452.02
France	ATLAS SECURITE	SECURITY/ SAFETY SERVICES	42,208.10
France	CPS - CFAO group	TRANSPORT SUPPORT	80,935.18
France	GESIP	BUSINESS/ ADMINISTRATIVE SER	94,940.89
France	HUMANITAED CONSULTING, LLC	EDUCATION/ TRAINING SERVICES	36,842.11
France	MAGNUM PHOTOS	BUSINESS/ ADMINISTRATIVE SER	98,793.84
France	MEDIAVISION ET JEAN MINEUR	BUSINESS/ ADMINISTRATIVE SER	89,716.89
France	MELBOURNE ET CBS SAS	SOFTWARE	30,740.24
Gabon	AGENCES N 1	BUSINESS/ ADMINISTRATIVE SER	49,332.24
Gabon	PRIMA SERVICES	SECURITY/ SAFETY SERVICES	48,661.09
Gambia	SHYBEN A. MADI & SONS LIMITED	STORAGE/PACKING/HANDLING	62,482.76
Georgia	4X4 LTD	BUSINESS/ ADMINISTRATIVE SER	47,919.31
Georgia	BUSINESS CENTRE SABURTALO LTD	BUSINESS/ ADMINISTRATIVE SER	144,000.00
Georgia	LTD FENILI	MAINTENANCE/ CONSTRUCTION SER	32,470.11
Georgia	MAGTICOM	TELECOMS SERVICES	49,483.21
Georgia	RADIANT LTD	MAINTENANCE/ CONSTRUCTION SER	62,981.37
Georgia	UNDP TBILISI GEORGIA	BUSINESS/ ADMINISTRATIVE SER	46,873.40
Georgia	UNHCR SPECIAL ACCOUNT	FINANCIAL SERVICES	160,504.37
Georgia	VIA TRAVEL LTD	MEETING/TRAVEL/ FOOD SER	39,347.88
Germany	Aachen Muenchener Lebensversicherung AG	BUSINESS/ ADMINISTRATIVE SER	74,008.76
Germany	Aachen Muenchener Lebensversicherung AG	UTILITIES	38,276.74
Germany	Asadullah Rahimi	BUSINESS/ ADMINISTRATIVE SER	66,000.00
Germany	ASC SOFTWARE CONSULTANTS GMBH	COMPUTER SERVICES	351,838.23
Germany	DIGITAL PUBLISHING AG	EDUCATION/ TRAINING SERVICES	46,500.00
Germany	GTZ, FEDERAL REPUBLIC OF GERMANY(GTZ)PO	HEALTHCARE SERVICES	80,660.49
Germany	net4media solutions GmbH	BUSINESS/ ADMINISTRATIVE SER	33,569.13
Ghana	AGNES GERTRUDE OSEI	BUSINESS/ ADMINISTRATIVE SER	75,600.00
Ghana	CHRIS-AUDIE COMPANY LIMITED	EDUCATION/ TRAINING SERVICES	66,882.26
Ghana	PIONEER P. AWARENESS ENT.	EDUCATION/ TRAINING SERVICES	70,401.20
Ghana	PRICEWATERHOUSECOOPERS	FINANCIAL SERVICES	38,288.54
Ghana	SUNLIFE TRAVEL & TOURS LTD	CARGO/PASSENGER TRANSPORT	38,319.26
Ghana	UNIVERSAL CYBERLINKS	COMPUTER SERVICES	177,317.50
Ghana	UNIVERSAL CYBERLINKS	TELECOMS SERVICES	87,920.00
Ghana	Universal CyberLinks Limited	COMPUTER SERVICES	41,000.00

Major Contracts for Services Placed by Agency During 2010 (Contracts of \$30,000 or more)

Agency	Location of contractor	Name of contractor	Description of services	Contract value USD
UNHCR Continued				
Ghana		UNLIMITED SUPPLY LTD	EDUCATION/ TRAINING SERVICES	453,449.80
Ghana		WESTEC SECURITY SYSTEMS (GH) LTD	SECURITY/ SAFETY SERVICES	68,257.49
Greece		ARMANDOS PETROS SISKOS	BUSINESS/ ADMINISTRATIVE SER	103,590.88
Greece		POWER HELLAS S.A.	SECURITY/ SAFETY SERVICES	49,331.06
Greece		STIRIXIS S.A.	HEALTHCARE SERVICES	105,315.93
Hong Kong		CROSSROADS FOUNDATIONS LTD	ADVERTISING/ INFORMATION SER	40,000.00
Hong Kong		G4S Gurkha Services Limited	SECURITY/ SAFETY SERVICES	112,731.96
Hong Kong		HONG KONG FUNDRAISING CONSULTANCY LTD	ADVERTISING/ INFORMATION SER	402,251.60
Hong Kong		SPEEDCAST LTD.	TELECOMS SERVICES	73,017.60
Hungary		DANUBIUS ZRT 2 HILTON BUDAPEST	MEETING/TRAVEL/ FOOD SER	33,855.38
Hungary		DANUBIUS ZRT MARGITSZIGETI SZALLODAK	BUSINESS/ ADMINISTRATIVE SER	44,968.96
Hungary		Magyar Telekom Telecom Public LTD Co.	BUSINESS/ ADMINISTRATIVE SER	30,996.16
Hungary		Magyar Telekom Telecom Public LTD Co.	COMPUTER SERVICES	59,554.73
Hungary		Magyar Telekom Telecom Public LTD Co.	TELECOMS SERVICES	95,425.79
Hungary		NEXT-DOOR BT	PHOTO/ GRAPHIC/ DESIGN SER	114,448.82
Hungary		SHARP ELECTRONICS (Europe) GmbH	BUSINESS/ ADMINISTRATIVE SER	30,406.46
India		COMMLAB INDIA	EDUCATION/ TRAINING SERVICES	79,380.00
India		G 4S SECURITY SERVICES INDIA PVT LTD	SECURITY/ SAFETY SERVICES	148,944.56
India		KHANNA & ANNADHANAM	FINANCIAL SERVICES	45,000.00
India		MARWAH, H.S.	BUSINESS/ ADMINISTRATIVE SER	51,396.98
India		MARWAH, MALA	BUSINESS/ ADMINISTRATIVE SER	51,396.98
India		MARWAH, ONKAR	BUSINESS/ ADMINISTRATIVE SER	51,396.98
India		MARWAH, SAHIL	BUSINESS/ ADMINISTRATIVE SER	51,396.98
India		SIMRAN KANWAR MARWAH	BUSINESS/ ADMINISTRATIVE SER	51,396.98
India		THE REGISTRAR, DELHI HIGH COURT	BUSINESS/ ADMINISTRATIVE SER	51,396.98
India		VANDANA LOGISTICS	TRANSPORT SUPPORT	39,671.10
Indonesia		PT. G4S SECURITY SERVICE	SECURITY/ SAFETY SERVICES	58,502.32
Indonesia		PT. RAVINDO BANGUN PERSADA	BUSINESS/ ADMINISTRATIVE SER	167,963.47
Iran (Islamic Republic Of)		AFZALIPOUR	CIVIL AFFAIRS SERVICES	59,965.91
Iran (Islamic Republic Of)		ALI EBN ABITALEB	CIVIL AFFAIRS SERVICES	43,876.69
Iran (Islamic Republic Of)		ALZAHRA HOSPITAL	CIVIL AFFAIRS SERVICES	66,573.18
Iran (Islamic Republic Of)		AMIN HESABRES OFOGH	BUSINESS/ ADMINISTRATIVE SER	51,547.39
Iran (Islamic Republic Of)		ASSADI AHMAD Mr	BUSINESS/ ADMINISTRATIVE SER	420,000.00
Iran (Islamic Republic Of)		BEHESHTI HOSPITAL (KASHAN)	CIVIL AFFAIRS SERVICES	32,886.67
Iran (Islamic Republic Of)		Daghigh Dezab Services Co.	SECURITY/ SAFETY SERVICES	107,461.47
Iran (Islamic Republic Of)		Education and training ORG of Khuzestan	FINANCIAL SERVICES	35,495.43
Iran (Islamic Republic Of)		EEFACHY KAR	DECONTAMINATION/ CLEANING SER	43,371.09
Iran (Islamic Republic Of)		EEFACHY KAR	HEALTHCARE SERVICES	401,124.55
Iran (Islamic Republic Of)		EEFACHY KAR	SECURITY/ SAFETY SERVICES	104,581.14
Iran (Islamic Republic Of)		EMAM HOSSEIN HOSPITAL	CIVIL AFFAIRS SERVICES	54,186.94
Iran (Islamic Republic Of)		EMAM KHOMEINI HOSPITAL	CIVIL AFFAIRS SERVICES	97,208.79
Iran (Islamic Republic Of)		FARSAD ABDOLLAH	BUSINESS/ ADMINISTRATIVE SER	96,000.00
Iran (Islamic Republic Of)		FIROUZGAR HOSPITAL	CIVIL AFFAIRS SERVICES	33,218.63
Iran (Islamic Republic Of)		GITI BIJARI	BUSINESS/ ADMINISTRATIVE SER	34,068.00
Iran (Islamic Republic Of)		HASHEMINEJAD HOSPITAL	CIVIL AFFAIRS SERVICES	35,524.69
Iran (Islamic Republic Of)		HAZRAT-E RASOUL AKRAM HOSPITAL	CIVIL AFFAIRS SERVICES	32,690.15
Iran (Islamic Republic Of)		INSURANCE COMPANY TEHRAN	CIVIL AFFAIRS SERVICES	49,520.29
Iran (Islamic Republic Of)		MARKAZE TEBBI KOUDAKAN	CIVIL AFFAIRS SERVICES	32,608.57
Iran (Islamic Republic Of)		MS. GITI RANJBARAN	BUSINESS/ ADMINISTRATIVE SER	39,509.19
Iran (Islamic Republic Of)		Payam Namaye Toos Cleaning Services Co	DECONTAMINATION/ CLEANING SER	133,466.11
Iran (Islamic Republic Of)		QAEM HOSPITAL	CIVIL AFFAIRS SERVICES	39,113.22
Iran (Islamic Republic Of)		REFUGEES/ASYLUM SEEKERS IN IRAN	CIVIL AFFAIRS SERVICES	120,837.93
Iran (Islamic Republic Of)		REFUGEES/ASYLUM SEEKERS IN IRAN	EDUCATION/ TRAINING SERVICES	77,772.37
Iran (Islamic Republic Of)		SHAHID RAJAI HOSPITAL	CIVIL AFFAIRS SERVICES	50,036.70
Iran (Islamic Republic Of)		SHERKAT SAHAR-GAHAN ASIA	SECURITY/ SAFETY SERVICES	94,108.69
Iran (Islamic Republic Of)		TAMARKOZE VOJOHE DARAMADHAYE EKHTESASI	CIVIL AFFAIRS SERVICES	41,122.23
Iraq		Al Sami General Trade Company Ltd	UTILITIES	49,257.50
Iraq		Aveen Company	TRANSPORT SUPPORT	49,813.00
Iraq		Farhan Abdul-Wahid Muhammed	STORAGE/PACKING/HANDLING	192,100.00
Iraq		IRQ Zain (Atheer)	TELECOMS SERVICES	55,800.00
Iraq		SPECTRUM /Convention Centre	MEETING/TRAVEL/ FOOD SER	45,287.00
Ireland		HARVEST INVESTMENT HOLDINGS LTD	BUSINESS/ ADMINISTRATIVE SER	97,272.72
Israel		SHOMER ISRAEL	SECURITY/ SAFETY SERVICES	39,460.31
Israel		THE PLANTS PRODUCTION AND MARKETING BOAR	BUSINESS/ ADMINISTRATIVE SER	53,231.69
Italy		APPCO GROUP ITALIA SRL	ADVERTISING/ INFORMATION SER	3,248,922.69
Italy		ED CONTACT S.R.L.	ADVERTISING/ INFORMATION SER	423,540.92
Italy		EXACT LEARNING SOLUTIONS S.P.A	EDUCATION/ TRAINING SERVICES	80,000.00
Italy		FERLEO COSTRUZIONI srl	MAINTENANCE/ CONSTRUCTION SER	75,852.59
Italy		GIUSTINIANO HOTEL	MEETING/TRAVEL/ FOOD SER	40,769.92
Italy		GRAFICHE ANTIGA SPA	PHOTO/ GRAPHIC/ DESIGN SER	37,986.39
Italy		GRUPPO VIESSE FM SPA	ADVERTISING/ INFORMATION SER	645,949.09
Italy		IMPRESA OLIMPIA	MAINTENANCE/ CONSTRUCTION SER	32,555.09
Italy		INTERNATIONAL LABOUR ORGANIZATION (ILO)	PHOTO/ GRAPHIC/ DESIGN SER	192,944.56
Italy		INTERTEK TESTING SERVICES (ITALY) s.r.l.	INSPECTION SERVICES	174,798.00
Italy		MovieMedia srl.	ADVERTISING/ INFORMATION SER	87,452.47
Italy		OPEN CARE spa	ADVERTISING/ INFORMATION SER	38,910.93
Italy		POSTE ITALIANE	POSTAL SERVICES	172,057.10
Italy		POSTE ITALIANE - POSTA TARGET	POSTAL SERVICES	90,712.60
Italy		SOFTLAB SPA	ADVERTISING/ INFORMATION SER	60,643.76
Italy		The UN WORLD FOOD PROGRAMME	CHARTERS	474,660.00
Italy		The UN WORLD FOOD PROGRAMME	STORAGE/PACKING/HANDLING	44,002.83
Italy		TIM ITALIA SPA	TELECOMS SERVICES	34,219.39
Italy		TNT POST SERVICE SRL	ADVERTISING/ INFORMATION SER	292,920.14
Italy		WORLD FOOD PROGRAMME	CHARTERS	2,401,260.00
Italy		WUNDERMAN SRL	ADVERTISING/ INFORMATION SER	33,153.26
Japan		IMAJO, Daisuke	BUSINESS/ ADMINISTRATIVE SER	70,751.46
Japan		IQBAL, Sahira	BUSINESS/ ADMINISTRATIVE SER	36,726.23
Japan		S.P.D. Meiji Co., Ltd.	MAINTENANCE/ CONSTRUCTION SER	31,424.81
Japan		SAITO, Kayoko	BUSINESS/ ADMINISTRATIVE SER	36,556.72
Japan		U-den Co. Ltd.	MAINTENANCE/ CONSTRUCTION SER	64,957.51
Japan		UNITED NATIONS UNIVERSITY	BUSINESS/ ADMINISTRATIVE SER	153,786.98
Japan		Zai Nippon Interboard Senkyoushi Shadan	BUSINESS/ ADMINISTRATIVE SER	112,403.87
Jordan		Adel Mohammad al Nasser	BUSINESS/ ADMINISTRATIVE SER	82,627.11
Jordan		G4S SECURE SOLUTIONS INTERNATIONAL INC	SECURITY/ SAFETY SERVICES	89,259.92
Jordan		Global Engineering project	BUSINESS/ ADMINISTRATIVE SER	110,102.32
Jordan		Graphitee	PHOTO/ GRAPHIC/ DESIGN SER	44,036.02
Jordan		ITALIAN HOSPITAL	CIVIL AFFAIRS SERVICES	219,355.55
Jordan		JORDAN ELECTRICITY COMPANY	UTILITIES	75,098.16
Jordan		Jordan Mobile Telephone Service Company	TELECOMS SERVICES	169,206.83
Jordan		JORDAN TELECOM	TELECOMS SERVICES	42,401.66
Jordan		KHLEIF AND CO	FINANCIAL SERVICES	356,904.00
Jordan		Khleif and Samman	FINANCIAL SERVICES	40,000.00
Jordan		Kuehne+Nagel	STORAGE/PACKING/HANDLING	236,441.65
Jordan		Kuehne+Nagel	TRANSPORT SUPPORT	276,025.02
Jordan		Landmark Hotel	EDUCATION/ TRAINING SERVICES	66,263.51
Jordan		Legal Aid Jordan	BUSINESS/ ADMINISTRATIVE SER	73,248.58
Jordan		Luzmilla Hospital	CIVIL AFFAIRS SERVICES	367,955.15
Jordan		PICKARTZ, Josi Agnes Salem	EDUCATION/ TRAINING SERVICES	34,580.00
Jordan		Protechnique Co.	TRANSPORT SUPPORT	41,060.00
Jordan		SAMAWI, Samir	EDUCATION/ TRAINING SERVICES	53,980.00
Jordan		SECURITY MASTERS	SECURITY/ SAFETY SERVICES	152,042.38
Jordan		Sustainable Research Development	EVALUATION SERVICE	135,548.00
Jordan		Terre Des Hommes Italy	CIVIL AFFAIRS SERVICES	39,604.52
Kazakhstan		LTD GLOBAL AIR	MEETING/TRAVEL/ FOOD SER	68,965.27
Kazakhstan		UNDP IN KAZAKHSTAN	BUSINESS/ ADMINISTRATIVE SER	85,027.00
Kenya		A. A. BAYUSUF AND SONS LTD	CARGO/PASSENGER TRANSPORT	103,218.29
Kenya		ADCARE LIMITED	COMPUTER SERVICES	144,167.40
Kenya		ARMOR GROUP KENYA	SECURITY/ SAFETY SERVICES	1,041,564.69
Kenya		AZIZ MOHAMED PIRAK BALUCH	BUSINESS/ ADMINISTRATIVE SER	56,296.30
Kenya		CELTEL KENYA LTD.	TELECOMS SERVICES	42,367.29

Major Contracts for Services Placed by Agency During 2010 (Contracts of \$30,000 or more)

Agency	Location of contractor	Name of contractor	Description of services	Contract value USD
UNHCR Continued				
Kenya		COMMUNICATIONS COMMISSION OF KENYA	TELECOMS SERVICES	34,155.81
Kenya		EARTH WATER LIMITED	ENGINEERING SERVICES	51,640.87
Kenya		ECONOMIC HOUSING GROUP LTD	CARGO/PASSENGER TRANSPORT	86,970.00
Kenya		ERNST AND YOUNG	FINANCIAL SERVICES	121,000.00
Kenya		G4S SECURITY SERVICES (K) LTD	SECURITY/ SAFETY SERVICES	687,911.41
Kenya		GEOLINK ASSOCIATES	ENGINEERING SERVICES	30,453.93
Kenya		HILTON NAIROBI	BUSINESS/ ADMINISTRATIVE SER	106,307.31
Kenya		HOLIDAY INN NAIROBI	BUSINESS/ ADMINISTRATIVE SER	32,934.54
Kenya		JOHAN INVESTMENTS LTD	BUSINESS/ ADMINISTRATIVE SER	127,050.00
Kenya		KATE FREIGHT AND TRAVEL LTD	STORAGE/PACKING/HANDLING	204,291.58
Kenya		KAY-CONSULT INTERNATIONAL LTD	TELECOMS SERVICES	49,191.00
Kenya		KENYA RED CROSS	PHOTO/ GRAPHIC/ DESIGN SER	88,719.58
Kenya		KNIGHT FRANK KENYA LTD	BUSINESS/ ADMINISTRATIVE SER	303,743.41
Kenya		KNIGHT FRANK KENYA LTD	UTILITIES	49,807.70
Kenya		KUEHNE + NAGEL	TRANSPORT SUPPORT	37,049.30
Kenya		KUEHNE + NAGEL LIMITED	TRANSPORT SUPPORT	78,010.82
Kenya		MAHAT CONSTRUCTION COMPANY	MAINTENANCE/ CONSTRUCTION SER	123,445.84
Kenya		MEDA TECH ENTERPRISES	BUSINESS/ ADMINISTRATIVE SER	45,692.57
Kenya		MEDA TECH ENTERPRISES	MAINTENANCE/ CONSTRUCTION SER	89,055.96
Kenya		MELLECH ENGINEERING AND CONSTRUCTION LTD	MAINTENANCE/ CONSTRUCTION SER	153,509.68
Kenya		Mush Construction and Civil Eng. Co. Ltd	MAINTENANCE/ CONSTRUCTION SER	31,890.41
Kenya		NAKIMS MERCHANTS AND CONTRACTORS LTD	TELECOMS SERVICES	58,330.65
Kenya		NAWII GENERAL CONTRACTORS LTD	MAINTENANCE/ CONSTRUCTION SER	103,339.73
Kenya		PRINCESS CAB AND CAR HIRE LTD	BUSINESS/ ADMINISTRATIVE SER	31,547.03
Kenya		RAJWA COMPANY LIMITED	MAINTENANCE/ CONSTRUCTION SER	243,969.43
Kenya		RASHIDA AND MANSURALI R. VIRANI	BUSINESS/ ADMINISTRATIVE SER	118,125.00
Kenya		RENTOKIL INITIAL KENYA LIMITED	MAINTENANCE/ CONSTRUCTION SER	53,760.12
Kenya		SAFARI PARK HOTEL AND CASINO	EDUCATION/ TRAINING SERVICES	142,618.95
Kenya		SAFARICOM LTD	TELECOMS SERVICES	110,160.85
Kenya		SALINA TRANSPORTERS LTD	CARGO/PASSENGER TRANSPORT	109,900.42
Kenya		SALINA TRANSPORTERS LTD	TRANSPORT SUPPORT	123,309.71
Kenya		SIGINON FREIGHT LTD	CARGO/PASSENGER TRANSPORT	95,389.75
Kenya		SIGINON FREIGHT LTD	TRANSPORT SUPPORT	130,585.99
Kenya		SMOOTHTEL AND DATA SOLUTIONS LTD	TELECOMS SERVICES	52,125.61
Kenya		SPARTAN RELIEF SUPPLIES LIMITED	TRANSPORT SUPPORT	379,000.00
Kenya		THE KENYA POWER & LIGHTING COMPANY LTD.	UTILITIES	55,216.57
Kenya		THE NORFOLK HOTEL	BUSINESS/ ADMINISTRATIVE SER	36,898.35
Kenya		THE NORFOLK HOTEL	MEETING/TRAVEL/ FOOD SER	82,856.48
Kenya		TURKANA TECHNICAL AND BUILDING CONST CO	MAINTENANCE/ CONSTRUCTION SER	185,447.99
Kenya		UNDP REPRESENTATIVE IN SOMALIA	BUSINESS/ ADMINISTRATIVE SER	298,947.35
Kenya		UNITED NATIONS OFFICE AT NAIROBI	BUSINESS/ ADMINISTRATIVE SER	523,781.25
Kenya		UNITED NATIONS OFFICE AT NAIROBI	HEALTHCARE SERVICES	89,604.00
Kenya		VIKING INDUSTRIES LTD.	MAINTENANCE/ CONSTRUCTION SER	33,314.57
Kenya		WFP SOMALIA	CHARTERS	1,427,676.21
Korea, Republic of		Doum & Nanum Co., Ltd.	ADVERTISING/ INFORMATION SER	332,290.56
Korea, Republic of		NHN NAVER Corp.	ADVERTISING/ INFORMATION SER	37,809.44
Korea, Republic of		POSTMATE CO., LTD.	UTILITIES	42,017.79
Korea, Republic of		THE POSTECH FOUNDATION	BUSINESS/ ADMINISTRATIVE SER	103,375.45
Kuwait		UNDP KUWAIT	BUSINESS/ ADMINISTRATIVE SER	34,720.47
Kuwait		UNITED NATIONS ASS. MISSION FOR IRAQ	BUSINESS/ ADMINISTRATIVE SER	941,217.51
Kyrgyzstan		SKY MOBILE LTD	TELECOMS SERVICES	64,040.85
Kyrgyzstan		UNDP KYRGYZSTAN	BUSINESS/ ADMINISTRATIVE SER	107,489.00
Lebanon		CLEAN ZONE	MAINTENANCE/ CONSTRUCTION SER	46,800.00
Lebanon		PROTECTRON	SECURITY/ SAFETY SERVICES	103,100.00
Lebanon		TERRANET SAL	COMPUTER SERVICES	36,200.00
Liberia		ANGELA SAAB	BUSINESS/ ADMINISTRATIVE SER	42,500.00
Liberia		DOCTOR "J" MECHANICAL CENTER	BUSINESS/ ADMINISTRATIVE SER	43,800.00
Liberia		EXECUTIVE SECURITY CONSULTANCY	BUSINESS/ ADMINISTRATIVE SER	42,062.28
Liberia		UNITED NATIONS DEVELOPMENT PROGRAM	BUSINESS/ ADMINISTRATIVE SER	80,425.12
Liberia		UNITED NATIONS MISSION IN LIBERIA	BUSINESS/ ADMINISTRATIVE SER	50,756.38
Liberia		WRIGHT SECURITY SERVICE	BUSINESS/ ADMINISTRATIVE SER	38,880.00
Luxembourg		IMPRIMERIE CENTRALE	PHOTO/ GRAPHIC/ DESIGN SER	319,068.93
Macedonia		VESNA I ZORAN MUKAETOV	BUSINESS/ ADMINISTRATIVE SER	39,380.67
Macedonia		WESTON P.V.P.	MAINTENANCE/ CONSTRUCTION SER	94,528.83
Malawi		CBR TOURS & TRAVEL LIMITED	CARGO/PASSENGER TRANSPORT	37,857.96
Malawi		KANG'OMBE INVESTMENTS	BUSINESS/ ADMINISTRATIVE SER	66,507.39
Malawi		KENYA AIRWAYS	CARGO/PASSENGER TRANSPORT	31,514.03
Malawi		MWENDAYEKHA BUILDING CONTRACTORS	MAINTENANCE/ CONSTRUCTION SER	91,010.67
Malawi		SKYLINKS TRAVEL	CARGO/PASSENGER TRANSPORT	45,329.04
Malaysia		ALAM ANIKA SDN.BHD.	MAINTENANCE/ CONSTRUCTION SER	60,869.89
Malaysia		SECURE GUARDS SDN.BHD.	SECURITY/ SAFETY SERVICES	196,623.92
Malaysia		SG SUPPORT SERVICES SDN BHD	ADVERTISING/ INFORMATION SER	221,372.00
Malaysia		TENAGA NASIONAL BERHAD	UTILITIES	67,099.47
Mauritania		ETS BAH OULD KHATTARY	MAINTENANCE/ CONSTRUCTION SER	153,546.99
Mexico		NU CEPAL SUBSEDE MEXICO	BUSINESS/ ADMINISTRATIVE SER	56,690.84
Moldova, Republic of		SC ACMIA-CON SRL	MAINTENANCE/ CONSTRUCTION SER	113,971.39
Montenegro, Republic of		VUJOVIC, Ljubica	BUSINESS/ ADMINISTRATIVE SER	62,209.71
Morocco		FOREMSE	SECURITY/ SAFETY SERVICES	46,660.66
Mozambique		BTC ENGENHARIA & SERVICOS	MAINTENANCE/ CONSTRUCTION SER	47,331.78
Mozambique		EPCCON CONSTRUCOES E SERVICOS	MAINTENANCE/ CONSTRUCTION SER	39,471.83
Mozambique		G4S SECURITY SERVICE MOCAMBIQUE	SECURITY/ SAFETY SERVICES	37,097.96
Mozambique		MARQUES CONSULTORES	MAINTENANCE/ CONSTRUCTION SER	32,978.93
Mozambique		MOZUNDP	BUSINESS/ ADMINISTRATIVE SER	31,596.63
Mozambique		ORATHA MERA LDA	MAINTENANCE/ CONSTRUCTION SER	33,216.10
Myanmar		A AND A NATURAL RESOURCES	CIVIL AFFAIRS SERVICES	66,720.47
Myanmar		A AND A NATURAL RESOURCES	SECURITY/ SAFETY SERVICES	42,362.47
Myanmar		COLUMBUS TRAVEL AND TOURS	MEETING/TRAVEL/ FOOD SER	56,985.00
Myanmar		DAW KHIN AYE	BUSINESS/ ADMINISTRATIVE SER	60,000.00
Myanmar		Implementing Partners Consulting	ENGINEERING SERVICES	36,000.00
Myanmar		Myat Aung Transport	TRANSPORT SUPPORT	35,942.89
Myanmar		Yangon gti Engineering Group	ENGINEERING SERVICES	57,142.86
Namibia		STIER VENITE ASSOCIATES	FINANCIAL SERVICES	30,527.30
Nepal		DAMAK MUNICIPALITY OFFICE	BUSINESS/ ADMINISTRATIVE SER	50,000.00
Netherlands		ENDEMOL NEDERLAND B.V.	BUSINESS/ ADMINISTRATIVE SER	43,537.41
Netherlands		HSB CARDS AND CARD SYSTEMS B.V.	COMPUTER SERVICES	56,312.93
Netherlands		INTERNATIONAL DISPENSARY ASSOCIATION (ID	TRANSPORT SUPPORT	299,996.44
Nigeria		BCD TRAVEL	MEETING/TRAVEL/ FOOD SER	67,394.50
Nigeria		NGAPRUDENTIAL GUARDS LTD	SECURITY/ SAFETY SERVICES	54,000.78
Nigeria		Standard Chartered Bank (Nigeria)	FINANCIAL SERVICES	140,333.11
Nigeria		UNITED NATIONS DEVELOPMENT PROGRAMME	TELECOMS SERVICES	152,253.22
Pakistan		ALI BROTHERS	MAINTENANCE/ CONSTRUCTION SER	94,252.84
Pakistan		AMERICAN EXPRESS TRAVEL RELATED SERVICES	MEETING/TRAVEL/ FOOD SER	62,360.66
Pakistan		BEGUM AFTAB RIAZ KHAN	BUSINESS/ ADMINISTRATIVE SER	96,000.00
Pakistan		FAZAL-E-HADI CONTRACTOR AND LOG. SUPPORT	BUSINESS/ ADMINISTRATIVE SER	96,798.88
Pakistan		IGI Insurance Limited	INSURANCE SERVICES	60,574.22
Pakistan		INSTANT PRINT SYSTEM (PVT) LTD	PHOTO/ GRAPHIC/ DESIGN SER	67,902.29
Pakistan		K B STRENGTHS	CIVIL AFFAIRS SERVICES	115,117.88
Pakistan		KUEHNE + NAGEL (PVT.) LIMITED	STORAGE/PACKING/HANDLING	78,250.07
Pakistan		KUEHNE + NAGEL (PVT.) LIMITED	TRANSPORT SUPPORT	60,513.84
Pakistan		M/S QADIR ENTERPRISES	MAINTENANCE/ CONSTRUCTION SER	116,559.53
Pakistan		MARRIOTT HOTEL	EDUCATION/ TRAINING SERVICES	47,792.53
Pakistan		MOHMAND HANDLING SERVICES	STORAGE/PACKING/HANDLING	46,149.06
Pakistan		MS. SHEHLA ATTAULLAH	BUSINESS/ ADMINISTRATIVE SER	99,000.00
Pakistan		NATIONAL TENT HOUSE	TRANSPORT SUPPORT	107,104.00
Pakistan		NEW HAKIM & CO.	TRANSPORT SUPPORT	219,983.07
Pakistan		PHOENIX SECURITY SERVICES (Pvt.) ITD.	SECURITY/ SAFETY SERVICES	135,293.02
Pakistan		PMCL	TELECOMS SERVICES	39,713.08
Pakistan		PROMOTERS ADVERTISING	ADVERTISING/ INFORMATION SER	33,851.19
Pakistan		QUICKLINK (PVT) LTD	TELECOMS SERVICES	32,446.68
Pakistan		RESEARCH SOCIETY OF INTERNATIONAL LAW	ENGINEERING SERVICES	46,000.00

Major Contracts for Services Placed by Agency During 2010 (Contracts of \$30,000 or more)

Agency	Name of contractor	Description of services	Contract value USD
UNHCR Continued			
Pakistan	SPEEDY TRAVELS (PVT) LTD.	MEETING/TRAVEL/ FOOD SER	38,302.52
Pakistan	STAR CONSTRUCTION COMPANY	BUSINESS/ ADMINISTRATIVE SER	332,897.85
Pakistan	WACKENHUT PAKISTAN (PVT) LTD	SECURITY/ SAFETY SERVICES	370,724.12
Pakistan	WACKENHUT PAKISTAN (PVT) LTD.	SECURITY/ SAFETY SERVICES	31,473.23
Pakistan	ZIA INCORPORATION	BUSINESS/ ADMINISTRATIVE SER	37,602.63
Panama	FUNDACIÓN CIUDAD DEL SABER	BUSINESS/ ADMINISTRATIVE SER	54,307.20
Panama	PRO NOVA, S. A.	BUSINESS/ ADMINISTRATIVE SER	290,045.00
Philippines	UPSCALE REALTY HOLDINGS	BUSINESS/ ADMINISTRATIVE SER	64,511.18
Poland	JADWIGA ANNA MACZYNSKA	BUSINESS/ ADMINISTRATIVE SER	39,944.19
Romania	MAGELLAN CONSULT SRL	BUSINESS/ ADMINISTRATIVE SER	73,606.48
Romania	REGIONAL ACCOMMODATION CENTRE TIMISOARA	UTILITIES	72,887.56
Russian Federation	AEROPLAZA	EDUCATION/ TRAINING SERVICES	39,349.92
Russian Federation	AVTO-MIR LTD	BUSINESS/ ADMINISTRATIVE SER	30,688.37
Russian Federation	BAKER TILLY RUSAUDIT	FINANCIAL SERVICES	32,899.54
Russian Federation	CAPITAL AUDITORS' PARTNERSHIP	FINANCIAL SERVICES	35,032.77
Russian Federation	GLAVUPDK	BUSINESS/ ADMINISTRATIVE SER	252,156.00
Russian Federation	IRAEROSERVIS LTD.	CARGO/PASSENGER TRANSPORT	30,693.91
Russian Federation	JSC "COMFORT"	BUSINESS/ ADMINISTRATIVE SER	114,400.48
Russian Federation	JSC "PROMISHLNENNOYE GRAZHDAN. STROIT-VO"	MAINTENANCE/ CONSTRUCTION SER	287,425.86
Russian Federation	JSC MOBİKOM-KAVKAZ	TELECOMS SERVICES	40,036.21
Russian Federation	LEGISLATION & COMPARATIVE LAW INSTITUTE	BUSINESS/ ADMINISTRATIVE SER	91,623.04
Russian Federation	LLC "STROYSERVIS-M"	MAINTENANCE/ CONSTRUCTION SER	93,633.23
Russian Federation	STROYSERVICE A	MAINTENANCE/ CONSTRUCTION SER	36,038.80
Russian Federation	THEATRE OF PANTOMIME	BUSINESS/ ADMINISTRATIVE SER	254,614.89
Russian Federation	UNDP	BUSINESS/ ADMINISTRATIVE SER	54,770.13
Russian Federation	UNITED NATIONS DEVELOPMENT PROGRAMME	BUSINESS/ ADMINISTRATIVE SER	41,843.92
Russian Federation	UNITED NATIONS DEVELOPMENT PROGRAMME	MAINTENANCE/ CONSTRUCTION SER	30,046.15
Russian Federation	UNITED NATIONS DEVELOPMENT PROGRAMME	SECURITY/ SAFETY SERVICES	45,272.23
Russian Federation	VESNA-1	MEETING/TRAVEL/ FOOD SER	60,811.77
Rwanda	AGESPRO SECURITY	SECURITY/ SAFETY SERVICES	111,011.80
Rwanda	BANQUE COMMERCIALE DU RWANDA	FINANCIAL SERVICES	43,697.96
Rwanda	ENTREPRISE DE CONSTRUCTION A.M.V.K	HEALTHCARE SERVICES	76,889.70
Rwanda	ENTREPRISE DE CONSTRUCTION AMVK	HEALTHCARE SERVICES	73,995.34
Rwanda	MUGAMBAGE FRANK	BUSINESS/ ADMINISTRATIVE SER	72,000.00
Rwanda	MUKAKIMENYI EMERANCE	CARGO/PASSENGER TRANSPORT	74,528.76
Rwanda	MUKAKIMENYI EMERANCE	TRANSPORT SUPPORT	36,857.68
Rwanda	NATIONAL UNIVERSITY OF RWANDA	FINANCIAL SERVICES	62,463.58
Rwanda	RECO-RWASCO STATION GICUMBI	UTILITIES	42,456.36
Rwanda	RUTALINDWA GEDEON	HEALTHCARE SERVICES	221,006.83
Rwanda	SDV TRANSAMI	TRANSPORT SUPPORT	36,725.73
Rwanda	UNIVERSITE NATIONALE DU RWANDA	FINANCIAL SERVICES	58,441.23
Saudi Arabia	AL MOUSIM TRAVEL AGENCY	MEETING/TRAVEL/ FOOD SER	45,259.20
Saudi Arabia	AL-TAYER SECURITY SERVICES	SECURITY/ SAFETY SERVICES	92,160.00
Saudi Arabia	Retirement pension fund	BUSINESS/ ADMINISTRATIVE SER	64,000.00
Saudi Arabia	SNAP FOR ADVERTISING	PHOTO/ GRAPHIC/ DESIGN SER	56,637.34
Senegal	HOTEL LE NDIAMBOUR	MEETING/TRAVEL/ FOOD SER	50,017.36
Senegal	IMMOBILIERE EXCELLENCE. SARL	BUSINESS/ ADMINISTRATIVE SER	217,704.90
Senegal	MR SEPTIME AKIBODE	MEETING/TRAVEL/ FOOD SER	33,711.80
Senegal	PHOENIX Sénégal	SECURITY/ SAFETY SERVICES	48,227.57
Senegal	PULLMAN TERANGA DAKAR	MEETING/TRAVEL/ FOOD SER	55,702.07
Senegal	SATGURU TRAVEL & TOURS SERVICE	MEETING/TRAVEL/ FOOD SER	296,351.71
Senegal	TERANGA HOTEL & VILLAS	MEETING/TRAVEL/ FOOD SER	83,435.65
Serbia and Montenegro	BALKAN INTERNATIONAL	SECURITY/ SAFETY SERVICES	196,463.27
Serbia and Montenegro	KELMENDI, Naser	STORAGE/PACKING/HANDLING	76,398.96
Serbia and Montenegro	KOSOVA WOMEN CLEANING SERVICE	MAINTENANCE/ CONSTRUCTION SER	30,385.02
Serbia, Republic of	DIPOS DOO	BUSINESS/ ADMINISTRATIVE SER	95,238.10
Serbia, Republic of	MIROSS	BUSINESS/ ADMINISTRATIVE SER	38,368.45
Serbia, Republic of	MOORE STEPHENS REVIZIJA I RACUNOVODSTVO	FINANCIAL SERVICES	65,386.65
Serbia, Republic of	PROTECTA	SECURITY/ SAFETY SERVICES	60,158.39
Serbia, Republic of	YES-PRO D.O.O.	ADVERTISING/ INFORMATION SER	316,806.18
Serbia, Republic of	ZORA LOGISTIC DOO	STORAGE/PACKING/HANDLING	65,729.72
Sierra Leone	King Walker and Associates	FINANCIAL SERVICES	36,797.97
Sierra Leone	PACKERS AND MOVERS	MAINTENANCE/ CONSTRUCTION SER	34,814.33
Sierra Leone	TRUST SECURITY SERVICES LTD	SECURITY/ SAFETY SERVICES	43,501.40
Slovakia	BAKOS, TOMAS	PHOTO/ GRAPHIC/ DESIGN SER	39,621.68
Somalia	Ahmed Sudi Construction Company	MAINTENANCE/ CONSTRUCTION SER	34,440.00
Somalia	AMBASSADOR HOTEL	BUSINESS/ ADMINISTRATIVE SER	61,200.00
Somalia	AMBASSADOR HOTEL	SECURITY/ SAFETY SERVICES	54,840.00
Somalia	AMBASSADOR HOTEL	UTILITIES	71,150.00
Somalia	Global Contracting Company	MAINTENANCE/ CONSTRUCTION SER	65,946.49
Somalia	HOBYO CONSTRUCTION COMPANY	MAINTENANCE/ CONSTRUCTION SER	90,753.75
Somalia	International Maritime Shipping Service	STORAGE/PACKING/HANDLING	168,066.56
Somalia	Madina Construction Company	HEALTHCARE SERVICES	70,444.00
Somalia	Red Sea Construction Company	MAINTENANCE/ CONSTRUCTION SER	88,626.00
Somalia	SUUBAN CONSTRUCTION COMPANY	MAINTENANCE/ CONSTRUCTION SER	64,226.00
South Africa	EL - SHADDAI CHURCH	CIVIL AFFAIRS SERVICES	82,861.38
South Africa	Grant Thornton	FINANCIAL SERVICES	30,939.01
South Africa	INTERNATIONAL ORGANIZATION FOR MIGRATION	TRANSPORT SUPPORT	48,612.41
South Africa	KUEHNE & NAGEL	CARGO/PASSENGER TRANSPORT	57,758.65
South Africa	MTN SERVICE PROVIDER (PTY) LIMITED	TELECOMS SERVICES	116,663.73
South Africa	RAINBOW TRAVEL CITY CENTRE	MEETING/TRAVEL/ FOOD SER	43,407.72
South Africa	SURE ROYAL TRAVEL & TOURS	MEETING/TRAVEL/ FOOD SER	57,435.43
Spain	FACTARY EUROPE LTD	COMPUTER SERVICES	74,605.00
Sri Lanka	CEYLON MACHINE TWISTED FIBRE INDUSTRIES	STORAGE/PACKING/HANDLING	73,565.47
Sri Lanka	CINNAMON GRAND, COLOMBO	MEETING/TRAVEL/ FOOD SER	30,037.15
Sri Lanka	R R R & Co.	TRANSPORT SUPPORT	35,258.11
Sri Lanka	ROXY AGENCIES	SECURITY/ SAFETY SERVICES	104,893.53
Sudan	Abdel Salam Abdel Gadir El Khabir	STORAGE/PACKING/HANDLING	117,413.80
Sudan	Adam Hari Boush YAQOUB	BUSINESS/ ADMINISTRATIVE SER	78,000.00
Sudan	Al Salam Rotana Hotel - Khartoum	EDUCATION/ TRAINING SERVICES	53,195.65
Sudan	Al Salam Rotana Hotel - Khartoum	MEETING/TRAVEL/ FOOD SER	35,797.06
Sudan	ANYAMA RIVER TRADING CO LTD	TRANSPORT SUPPORT	42,838.98
Sudan	AROSECO ENG.	BUSINESS/ ADMINISTRATIVE SER	65,990.39
Sudan	Awad Adam Abdalla	MAINTENANCE/ CONSTRUCTION SER	40,157.72
Sudan	AWATIF TAHA & ASSOCIATES, ADVOCATES AND	BUSINESS/ ADMINISTRATIVE SER	44,223.46
Sudan	CHINA NATIONAL OVERSEAS ENGINEERING CORP	MAINTENANCE/ CONSTRUCTION SER	76,472.00
Sudan	DARKA FOR TRADING AND SERVICES CO.LTD	TRANSPORT SUPPORT	57,794.35
Sudan	ELSAWAGI Hotel	CIVIL AFFAIRS SERVICES	30,404.63
Sudan	Environmentl Services Enterprise	MAINTENANCE/ CONSTRUCTION SER	44,679.10
Sudan	FANDASI ENGINEERING WORKS	MAINTENANCE/ CONSTRUCTION SER	80,911.79
Sudan	FM PROFESSIONAL SERVICES LTD	DECONTAMINATION/ CLEANING SER	40,264.49
Sudan	GENIFA AIR CARGO SERVICES CO. LTD	CARGO/PASSENGER TRANSPORT	69,663.96
Sudan	Hussein Abdalla Abdalla Abubakar	BUSINESS/ ADMINISTRATIVE SER	48,000.00
Sudan	IAN DENT & CO.	FINANCIAL SERVICES	232,614.30
Sudan	ISNAD Engineering	BUSINESS/ ADMINISTRATIVE SER	32,099.58
Sudan	JUBA OFFICE CLEANING SERVICE LTD	MAINTENANCE/ CONSTRUCTION SER	43,843.22
Sudan	JUBA OFFICE CLEANING SERVICES	MAINTENANCE/ CONSTRUCTION SER	66,920.56
Sudan	MACDOWEL LIMITED	MAINTENANCE/ CONSTRUCTION SER	2,968,497.62
Sudan	MANON DUT WOL	MAINTENANCE/ CONSTRUCTION SER	36,000.00
Sudan	Miami Constructions & Contracting	MAINTENANCE/ CONSTRUCTION SER	44,997.40
Sudan	Mohamed Mawlood Adam	MAINTENANCE/ CONSTRUCTION SER	30,917.37
Sudan	Mohammed Hamdan HAROUN	MAINTENANCE/ CONSTRUCTION SER	56,607.15
Sudan	MUTHAIGA TRAVEL LTD	MEETING/TRAVEL/ FOOD SER	70,167.00
Sudan	National Camping Center	CIVIL AFFAIRS SERVICES	57,298.58
Sudan	NATIONAL ELECTRICITY CORPORATION	UTILITIES	109,480.24
Sudan	NECTAR GROUP	MAINTENANCE/ CONSTRUCTION SER	42,907.56
Sudan	Non Stop Transport Enterprise	TRANSPORT SUPPORT	42,907.54
Sudan	NRECA INTERNATIONAL LTD	UTILITIES	42,025.86
Sudan	OLYMPIA TRAVEL AGENCY	MEETING/TRAVEL/ FOOD SER	68,452.64
Sudan	RAIBA LAND TRANSPORT	CARGO/PASSENGER TRANSPORT	135,318.74

Major Contracts for Services Placed by Agency During 2010 (Contracts of \$30,000 or more)

Agency	Location of contractor	Name of contractor	Description of services	Contract value USD
UNHCR Continued				
Sudan		UAP	INSURANCE SERVICES	72,440.00
Sudan		UNDP COUNTRY OFFICE - SUDAN	BUSINESS/ ADMINISTRATIVE SER	49,712.89
Sudan		UNDP COUNTRY OFFICE - SUDAN	SECURITY/ SAFETY SERVICES	172,588.62
Sudan		WARRIOR SECURITY SUDAN LIMITED	SECURITY/ SAFETY SERVICES	105,523.00
Sudan		WFP EMERGENCY OPERATION IN SUDAN	BUSINESS/ ADMINISTRATIVE SER	205,350.00
Sudan		WFP Emergency Operation in Sudan	SECURITY/ SAFETY SERVICES	208,407.00
Sudan		Zain Company	TELECOMS SERVICES	147,797.81
Sweden		FASTIGHETS AB GETINGSVARMEN 15	BUSINESS/ ADMINISTRATIVE SER	113,881.19
Sweden		Interculture Healthcare Services	EDUCATION/ TRAINING SERVICES	34,680.00
Sweden		The Swedish Civil Contingencies	EDUCATION/ TRAINING SERVICES	105,936.61
Sweden		VESPER GROUP AB	EDUCATION/ TRAINING SERVICES	79,550.00
Switzerland		Abdullah Mukhtarzada	BUSINESS/ ADMINISTRATIVE SER	192,000.00
Switzerland		ARTHUS TECHNOLOGIES SARL	COMPUTER SERVICES	96,597.90
Switzerland		BIO-ID TECHNOLOGIES SA	COMPUTER SERVICES	373,625.00
Switzerland		BROLLIET	BUSINESS/ ADMINISTRATIVE SER	50,097.09
Switzerland		BT SWITZERLAND LTD	COMPUTER SERVICES	511,039.00
Switzerland		CABLECOM GMBH	TELECOMS SERVICES	269,267.36
Switzerland		CAMPOTCAMP SA	COMPUTER SERVICES	43,199.63
Switzerland		CEGOS SWISS AG	EDUCATION/ TRAINING SERVICES	69,140.00
Switzerland		CIGC	BUSINESS/ ADMINISTRATIVE SER	53,292.35
Switzerland		COLT TELECOM AG	COMPUTER SERVICES	74,239.42
Switzerland		COLT TELECOM AG	TELECOMS SERVICES	87,535.68
Switzerland		CONCATUS SARL	COMPUTER SERVICES	264,585.78
Switzerland		CPT_CD TRAINING_CATHER	EDUCATION/ TRAINING SERVICES	47,080.98
Switzerland		D'ALESSANDRI CONGRESS SERVICE	BUSINESS/ ADMINISTRATIVE SER	30,969.87
Switzerland		DAY SOFTWARE AG	COMPUTER SERVICES	141,286.35
Switzerland		DCI	BUSINESS/ ADMINISTRATIVE SER	64,087.54
Switzerland		Design2Learn	EDUCATION/ TRAINING SERVICES	42,748.54
Switzerland		DGM VERON GRAUER S.A.	MAINTENANCE/ CONSTRUCTION SER	224,548.05
Switzerland		DHL Express (SUISSE) S.A.	POSTAL SERVICES	196,129.72
Switzerland		DIALOGUE LOGIQUE S.A.	COMPUTER SERVICES	56,801.49
Switzerland		ELCA INFORMATIQUE SA	COMPUTER SERVICES	98,900.00
Switzerland		E-SECURE SARL	COMPUTER SERVICES	103,757.21
Switzerland		FIPOI	BUSINESS/ ADMINISTRATIVE SER	2,434,468.93
Switzerland		FOUNDATION DES PARKINGS	BUSINESS/ ADMINISTRATIVE SER	205,261.66
Switzerland		HTS Suisse SA, Division CWS	DECONTAMINATION/ CLEANING SER	83,349.19
Switzerland		IBM Switzerland Ltd	COMPUTER SERVICES	898,760.97
Switzerland		ID INTEGRATED DATA SA	COMPUTER SERVICES	601,247.95
Switzerland		INITIATE SARL	EDUCATION/ TRAINING SERVICES	35,169.16
Switzerland		INTEGRALIS SA	COMPUTER SERVICES	125,355.00
Switzerland		IOTA SA	ADVERTISING/ INFORMATION SER	114,217.98
Switzerland		ISS FACILITY SERVICES SA	MAINTENANCE/ CONSTRUCTION SER	607,034.06
Switzerland		JETIVIA S.A.	TRANSPORT SUPPORT	38,902.09
Switzerland		KPMG SA (Switzerland)	BUSINESS/ ADMINISTRATIVE SER	50,549.18
Switzerland		KPMG SA (Switzerland)	FINANCIAL SERVICES	31,897.15
Switzerland		Kuenhe & Nagel (Pvt) Ltd	TRANSPORT SUPPORT	33,068.09
Switzerland		MERCURI URVAL SA	BUSINESS/ ADMINISTRATIVE SER	93,462.70
Switzerland		MINDONSITE INTEGRAL SA	EDUCATION/ TRAINING SERVICES	44,421.49
Switzerland		NOVOTEL	MEETING/TRAVEL/ FOOD SER	39,935.21
Switzerland		OPTIMIS HCM SARL	FINANCIAL SERVICES	62,704.92
Switzerland		ORACLE SOFTWARE GMBH	COMPUTER SERVICES	800,690.38
Switzerland		PRICE WATERHOUSE COOPERS	FINANCIAL SERVICES	88,392.29
Switzerland		REGIE DU CENTRE	BUSINESS/ ADMINISTRATIVE SER	216,446.55
Switzerland		REGIE DU RHONE SA	BUSINESS/ ADMINISTRATIVE SER	124,563.27
Switzerland		RHONE-ELECTRA SA	MAINTENANCE/ CONSTRUCTION SER	106,648.33
Switzerland		S&H SWITZERLAND	COMPUTER SERVICES	2,277,518.15
Switzerland		S. I. CHAMPS BLANCS	MEETING/TRAVEL/ FOOD SER	89,645.65
Switzerland		SARL SOCIETE TCHADIENNE DE SERVICES	MEETING/TRAVEL/ FOOD SER	105,616.58
Switzerland		SECUR/ARCHIV SA	STORAGE/PACKING/HANDLING	33,049.48
Switzerland		SERVICES INDUSTRIELS DE GENEVE	MAINTENANCE/ CONSTRUCTION SER	425,291.75
Switzerland		SERVICES INDUSTRIELS DE GENEVE	UTILITIES	119,172.51
Switzerland		SHARP ELECTRONICS AG	REPRODUCTION SERVICES	127,296.45
Switzerland		SITA	COMPUTER SERVICES	206,211.77
Switzerland		SITA	TELECOMS SERVICES	2,147,110.46
Switzerland		SOS ASSISTANCE SA	HEALTHCARE SERVICES	190,631.34
Switzerland		SOS ASSISTANCE SA	MEETING/TRAVEL/ FOOD SER	87,658.75
Switzerland		SWISS POST SOLUTIONS AG	BUSINESS/ ADMINISTRATIVE SER	197,732.04
Switzerland		SWISSCOM (Switzerland) Ltd	COMPUTER SERVICES	55,646.85
Switzerland		SWISSCOM (Switzerland) Ltd	TELECOMS SERVICES	349,191.24
Switzerland		SYBASE GMBH	COMPUTER SERVICES	45,617.27
Switzerland		SYBASE GMBH	REPRODUCTION SERVICES	34,253.09
Switzerland		Syrian Computer Society	COMPUTER SERVICES	39,069.84
Switzerland		TELECOM SYSTEMS SA	COMPUTER SERVICES	262,626.32
Switzerland		UN INTERNATIONAL COMPUTING CENTRE	COMPUTER SERVICES	2,332,509.00
Switzerland		UNITED NATIONS OFFICE AT GENEVA	BUSINESS/ ADMINISTRATIVE SER	7,019,825.85
Switzerland		UNITED NATIONS OFFICE AT GENEVA	EDUCATION/ TRAINING SERVICES	43,200.00
Switzerland		UNITED NATIONS OFFICE AT GENEVA	MEETING/TRAVEL/ FOOD SER	148,000.00
Switzerland		XEROX AG	REPRODUCTION SERVICES	226,567.48
Switzerland		YOUNG AND RUBICAM BUSINESS COMMUNICATION	ADVERTISING/ INFORMATION SER	188,636.11
Switzerland		YOUNG AND RUBICAM BUSINESS COMMUNICATION	COMPUTER SERVICES	51,229.51
Switzerland		ZURICH INSURANCE	INSURANCE SERVICES	120,387.95
Syrian Arab Republic		ABOU-SALEH, Emad Al-Deen	CIVIL AFFAIRS SERVICES	34,858.39
Syrian Arab Republic		Al Rai Saleh- c/o Claudia Naddaf	CIVIL AFFAIRS SERVICES	341,729.74
Syrian Arab Republic		ALABJDIEH CENTER FOR TRAINING	CIVIL AFFAIRS SERVICES	32,157.79
Syrian Arab Republic		ALBASEL HEART INSTITUTE-ALEPPO	CIVIL AFFAIRS SERVICES	43,663.76
Syrian Arab Republic		AL-MAALI INSTITUTE	CIVIL AFFAIRS SERVICES	51,996.35
Syrian Arab Republic		AL-WAFY INSTITUTE	CIVIL AFFAIRS SERVICES	36,732.45
Syrian Arab Republic		ASYLUM SEEKERS/REFUGEES	CIVIL AFFAIRS SERVICES	39,335.49
Syrian Arab Republic		ASYLUM SEEKERS/REFUGEES	EDUCATION/ TRAINING SERVICES	2,586,394.26
Syrian Arab Republic		ASYLUM SEEKERS/REFUGEES	FINANCIAL SERVICES	33,816.56
Syrian Arab Republic		BLOUDAN GRAND Hotel	EDUCATION/ TRAINING SERVICES	36,339.67
Syrian Arab Republic		CM ALALAMIEA SERVICES CONSULTING	MAINTENANCE/ CONSTRUCTION SER	95,017.14
Syrian Arab Republic		COMMON CHARITY COMMITTEE-CARITAS SYRIA	CIVIL AFFAIRS SERVICES	72,431.95
Syrian Arab Republic		CONVENT, Ibrahim EI KHALIL	CIVIL AFFAIRS SERVICES	134,127.94
Syrian Arab Republic		DAHBAR AMIN	STORAGE/PACKING/HANDLING	679,097.21
Syrian Arab Republic		DAMASCUS CARGO VILLAGE	STORAGE/PACKING/HANDLING	203,444.46
Syrian Arab Republic		DELOITTE & TOUCHE	FINANCIAL SERVICES	56,000.00
Syrian Arab Republic		ELECTRCITY	MAINTENANCE/ CONSTRUCTION SER	94,882.85
Syrian Arab Republic		ELECTRCITY	UTILITIES	115,134.97
Syrian Arab Republic		EVANGELICAL CHRISTIAN ALLIANCE CHURCH	CIVIL AFFAIRS SERVICES	348,815.44
Syrian Arab Republic		ISSA, Tayseer	CIVIL AFFAIRS SERVICES	78,632.57
Syrian Arab Republic		National Business Machines	COMPUTER SERVICES	34,083.84
Syrian Arab Republic		National Business Machines	MAINTENANCE/ CONSTRUCTION SER	158,346.68
Syrian Arab Republic		NEW MACHINARY CO.	TRANSPORT SUPPORT	190,729.06
Syrian Arab Republic		Outreach Refugee Volunteers	CIVIL AFFAIRS SERVICES	278,827.40
Syrian Arab Republic		Raed Sukkar	TRANSPORT SUPPORT	47,324.56
Syrian Arab Republic		SECURITY CLERKS	SECURITY/ SAFETY SERVICES	55,492.45
Syrian Arab Republic		Sisters Monique Kharouf -Adma Bassim	CIVIL AFFAIRS SERVICES	294,205.07
Syrian Arab Republic		SYRIAN SOCIETY FOR SOCIAL DEVELOPMENT	HEALTHCARE SERVICES	32,601.61
Syrian Arab Republic		SYRIATEL MOBILE TELECOM	TELECOMS SERVICES	148,786.24
Syrian Arab Republic		TERRE DES HOMME	CIVIL AFFAIRS SERVICES	261,890.95
Syrian Arab Republic		Terre Des Hommes	HEALTHCARE SERVICES	92,962.96
Syrian Arab Republic		Walid & Nabli & Mhd Khaled Rankousi	STORAGE/PACKING/HANDLING	139,962.06
Syrian Arab Republic		WORLD COMPANY FOR CONTRACTING INVESTMENT	MAINTENANCE/ CONSTRUCTION SER	64,019.54
Tajikistan		OJSC TAJIKINTOURSERVICE	MEETING/TRAVEL/ FOOD SER	43,082.94
Tanzania, United Republic of		ALLIED TRANSPORT AGENT	TRANSPORT SUPPORT	39,000.00
Tanzania, United Republic of		AMIN MUJENGA MAHAMBA	FINANCIAL SERVICES	32,410.93
Tanzania, United Republic of		ANDREW SHARAU MINJA	BUSINESS/ ADMINISTRATIVE SER	120,782.05
Tanzania, United Republic of		CELTEL TANZANIA LTD	TELECOMS SERVICES	87,573.90
Tanzania, United Republic of		GALAXY HOLDINGS LTD	BUSINESS/ ADMINISTRATIVE SER	32,664.43

Major Contracts for Services Placed by Agency During 2010 (Contracts of \$30,000 or more)

Agency	Location of contractor	Name of contractor	Description of services	Contract value USD
UNHCR Continued				
Tanzania, United Republic of		KUEHNE + NAGEL LIMITED	STORAGE/PACKING/HANDLING	140,089.33
Tanzania, United Republic of		MARINE SERVICES COMPANY LIMITED	TRANSPORT SUPPORT	117,285.00
Tanzania, United Republic of		POLICE CANTEN MPANDA	FINANCIAL SERVICES	129,296.85
Tanzania, United Republic of		POLICE CONTINGENCY	FINANCIAL SERVICES	353,242.80
Tanzania, United Republic of		PricewaterhouseCoopers	FINANCIAL SERVICES	85,293.80
Tanzania, United Republic of		PROFESSIONAL CLEANERS LTD	MAINTENANCE/ CONSTRUCTION SER	30,315.67
Tanzania, United Republic of		RHM INVESTMENT LTD	MAINTENANCE/ CONSTRUCTION SER	116,179.71
Tanzania, United Republic of		SECURITY GROUP (T) LTD	SECURITY/ SAFETY SERVICES	54,493.01
Tanzania, United Republic of		SOAP AND ALLIED INDUSTRIES LIMITED	TRANSPORT SUPPORT	39,097.85
Tanzania, United Republic of		ULTIMATE SECURITY LIMITED	SECURITY/ SAFETY SERVICES	198,060.20
Tanzania, United Republic of		WFP Tanzania	STORAGE/PACKING/HANDLING	107,849.71
Thailand		APPCO LIMITED	ADVERTISING/ INFORMATION SER	901,163.00
Thailand		K.C.C. LIMITED PARTNERSHIP-MAE SARIANG	BUSINESS/ ADMINISTRATIVE SER	46,689.05
Thailand		OFFICE OF D I A INTERNATIONAL AUDITING	FINANCIAL SERVICES	33,252.85
Thailand		PLAZA ATHENEE HOTEL (THAILAND) CO., LTD.	MEETING/TRAVEL/ FOOD SER	69,606.40
Thailand		SUAN SON PRADIPHAT ARMY RESORT	MEETING/TRAVEL/ FOOD SER	73,526.98
Thailand		UN ESCAP	BUSINESS/ ADMINISTRATIVE SER	174,828.00
Togo		AMENAGEMENTS ET CONSTRUCTIONS EN AFRIQUE	MAINTENANCE/ CONSTRUCTION SER	105,603.45
Togo		ETS LA TOUR DE DAVID	ENGINEERING SERVICES	36,618.32
Togo		ETS LA TOUR DE DAVID	MAINTENANCE/ CONSTRUCTION SER	90,593.87
Togo		INGENIERIE INTER CONSTRUCTION	MAINTENANCE/ CONSTRUCTION SER	102,630.32
Turkey		ALABANDA TURIZM INSAAT TICARET A.S.	MEETING/TRAVEL/ FOOD SER	37,383.55
Turkey		DIGITAL SAGLIK HIZMETLERI - CANKAYA POL	HEALTHCARE SERVICES	64,806.05
Turkey		MEHMET GULEC	BUSINESS/ ADMINISTRATIVE SER	37,500.03
Turkey		SECURITAS GUVENLIK SISTEMLERI A.S.	SECURITY/ SAFETY SERVICES	306,046.01
Turkey		TEMIZEL LTD. STI.	BUSINESS/ ADMINISTRATIVE SER	41,172.99
Uganda		BLUE HACKLE EAST AFRICA LTD	SECURITY/ SAFETY SERVICES	101,653.44
Uganda		CLEAN PLUS PROFESSIONAL SERVICES LTD.	MAINTENANCE/ CONSTRUCTION SER	33,982.84
Uganda		CONRAD MOTORS LIMITED	BUSINESS/ ADMINISTRATIVE SER	36,831.97
Uganda		DELOITTE (UGANDA) LTD	FINANCIAL SERVICES	42,708.17
Uganda		JASPER-SEMU AND ASSOCIATES	FINANCIAL SERVICES	158,131.09
Uganda		KUEHNE & NAGEL	TRANSPORT SUPPORT	32,000.00
Uganda		MTN UGANDA LIMITED	TELECOMS SERVICES	38,176.55
Uganda		MUKWANO ENTERPRISES LTD	STORAGE/PACKING/HANDLING	60,000.00
Uganda		PAX MONDIAL AFRICA LIMITED	BUSINESS/ ADMINISTRATIVE SER	38,200.00
Uganda		SWANAIR TRAVEL & SAFARIS (UGANDA) LTD	MEETING/TRAVEL/ FOOD SER	47,877.00
Uganda		UNDP RESIDENT REPRESENTATIVE	SECURITY/ SAFETY SERVICES	31,781.96
Uganda		WFP UGANDA IMPREST	ENGINEERING SERVICES	30,376.03
Ukraine		FILARET	BUSINESS/ ADMINISTRATIVE SER	182,533.09
Ukraine		KIY AVIA	MEETING/TRAVEL/ FOOD SER	55,533.29
United Arab Emirates		KUEHNE AND NAGEL A/S	STORAGE/PACKING/HANDLING	35,422.35
United Arab Emirates		N-R-S INTERNATIONAL - FZE	TRANSPORT SUPPORT	171,000.00
United Kingdom		AVOCENT SOFTWARE LTD	COMPUTER SERVICES	103,739.08
United Kingdom		BCS, The Chartered Institute for IT	COMPUTER SERVICES	93,280.00
United Kingdom		CAN STUDIOS LIMITED	EDUCATION/ TRAINING SERVICES	153,017.51
United Kingdom		Centre for Effective Dispute Resolution	EDUCATION/ TRAINING SERVICES	50,000.00
United Kingdom		Convergent Technical Consulting Ltd	COMPUTER SERVICES	265,817.91
United Kingdom		DEMO TV LTD	ADVERTISING/ INFORMATION SER	309,746.14
United Kingdom		DENTON WILDE SAPTE	BUSINESS/ ADMINISTRATIVE SER	192,359.36
United Kingdom		Epic Performance Improvement Ltd.	EDUCATION/ TRAINING SERVICES	118,400.00
United Kingdom		HEXAWARE TECHNOLOGIES LIMITED UK	BUSINESS/ ADMINISTRATIVE SER	60,000.00
United Kingdom		KITE CONSULTING GROUP LIMITED	COMPUTER SERVICES	618,305.62
United Kingdom		MARSH LIMITED	INSURANCE SERVICES	479,242.87
United Kingdom		Organisation Development & Research Ltd.	EDUCATION/ TRAINING SERVICES	45,000.00
United Kingdom		OXFORD UNIVERSITY PRESS	ADVERTISING/ INFORMATION SER	35,477.71
United Kingdom		PA CONSULTING SERVICES LIMITED	COMPUTER SERVICES	978,795.02
United Kingdom		People in Aid	FINANCIAL SERVICES	34,659.09
United Kingdom		POINT 35 LTD	COMPUTER SERVICES	48,348.31
United Kingdom		PORTLOCK SOFTWARE LTD	COMPUTER SERVICES	30,163.61
United Kingdom		PULFORD MEDIA LTD	EDUCATION/ TRAINING SERVICES	32,400.00
United Kingdom		SCA print & Supply Chain Solutions	PHOTO/ GRAPHIC/ DESIGN SER	244,437.64
United Kingdom		SKILLSOFT UK LTD	EDUCATION/ TRAINING SERVICES	65,444.28
United Kingdom		THINK CONSULTING SOLUTIONS LTD.	COMPUTER SERVICES	344,277.45
United Kingdom		WALKGROVE LIMITED	EDUCATION/ TRAINING SERVICES	73,842.50
United Kingdom (Gibraltar)		ARMOURED PROJECT VEHICLE	CARGO/PASSENGER TRANSPORT	58,929.98
United States		CORNERSTONE ONDEMAND INC.	SOFTWARE	182,477.76
United States		EMERGING MARKETS COMMUNICATIONS INC	TELECOMS SERVICES	6,734,587.45
United States		ENCOMPASS LLC	EDUCATION/ TRAINING SERVICES	640,430.57
United States		HOFFMAN & HOFFMAN WORLDWIDE	ADVERTISING/ INFORMATION SER	49,700.00
United States		HUGH WOOD INC	INSURANCE SERVICES	630,094.56
United States		HUNGRY MAN	ADVERTISING/ INFORMATION SER	109,362.00
United States		INTERWORKS LLC	EDUCATION/ TRAINING SERVICES	382,794.00
United States		MERCER HUMAN RESOURCE CONSULTING	FINANCIAL SERVICES	37,000.00
United States		NEWSGATOR TECHNOLOGIES, INC	COMPUTER SERVICES	96,438.00
United States		RR DONNELLEY & SONS COMPANY	BUSINESS/ ADMINISTRATIVE SER	876,963.24
United States		UNFPA	BUSINESS/ ADMINISTRATIVE SER	122,416.00
United States		UNITED NATIONS GENERAL FUND	BUSINESS/ ADMINISTRATIVE SER	6,394,280.50
United States		UNITED NATIONS GENERAL FUND	EDUCATION/ TRAINING SERVICES	62,000.00
United States		UNITED NATIONS GENERAL FUND	FINANCIAL SERVICES	556,619.00
United States		UNITED NATIONS INFORMATION CENTER	BUSINESS/ ADMINISTRATIVE SER	295,151.55
Venezuela		UNDP REPRESENTATIVE IN VENEZUELA	BUSINESS/ ADMINISTRATIVE SER	35,907.54
Venezuela		UNICEF	BUSINESS/ ADMINISTRATIVE SER	100,582.98
Western Sahara		SOCIETE SOGECAP S.A.R.L	SECURITY/ SAFETY SERVICES	36,257.73
Yemen		ALHADI TRANSPORTATION CO.	STORAGE/PACKING/HANDLING	69,080.00
Yemen		ALHADI TRANSPORTATION CO.	TRANSPORT SUPPORT	486,332.12
Yemen		Almagd Establishment For Trading and Co	SECURITY/ SAFETY SERVICES	123,627.80
Yemen		BAHANJA OFFICE FOR CONTRACTING	SECURITY/ SAFETY SERVICES	58,552.00
Yemen		DANISH REFUGEE COUNCIL - YEMEN	FINANCIAL SERVICES	74,942.00
Yemen		ELECTRICITY CORPORATION.	UTILITIES	69,205.23
Yemen		Grant Thornton Yemen	FINANCIAL SERVICES	60,389.00
Yemen		ISHIAQ IBRAHIM Omer	MAINTENANCE/ CONSTRUCTION SER	40,114.50
Yemen		Manal Abdulla Mohammed Somar	WRITING/TRANSLATION/ INTERPRET	63,905.91
Yemen		MANSOUR, MOHAMED-LANDLORD	BUSINESS/ ADMINISTRATIVE SER	42,600.00
Yemen		MUSA SALEH KASIM AL-KUMALI	FINANCIAL SERVICES	74,508.57
Yemen		MUSTAFA KAID MOHAMED	TRANSPORT SUPPORT	65,082.29
Yemen		Olive Green Human Resources & Recruiting	WRITING/TRANSLATION/ INTERPRET	64,446.41
Yemen		PUBLIC TELECOM CORP.	COMPUTER SERVICES	53,940.00
Yemen		SABAFON	TELECOMS SERVICES	94,287.06
Yemen		STALLION SECURITY & SAFETY SERVICES LTD.	SECURITY/ SAFETY SERVICES	283,991.67
Yemen		UNIVERSAL TRAVEL & TOURISM	MEETING/TRAVEL/ FOOD SER	45,735.89
Yemen		UNIVERSITY OF SANAA, FACULTY OF LAW	EDUCATION/ TRAINING SERVICES	100,000.00
Yemen		Uranus Travel & Tourism	MEETING/TRAVEL/ FOOD SER	61,071.00
Zambia		CRESTA GOLFVIEW HOTEL	MEETING/TRAVEL/ FOOD SER	35,610.31
Zambia		D. M. MONTA ENTERPRISES LIMITED	TRANSPORT SUPPORT	107,027.96
Zambia		HIGH WAY TRANSPORT LIMITED	TRANSPORT SUPPORT	53,163.88
Zambia		LANDSIDE LOGISTICS LTD	TRANSPORT SUPPORT	53,224.59
Zambia		NOAH CHIFUMBE (KABULANDA SUPPLIERS)	TRANSPORT SUPPORT	56,396.95
Zambia		PAUL JAMES SECURITY SERVICES	SECURITY/ SAFETY SERVICES	36,206.62
Zambia		TANDIZA INVESTMENTS	CIVIL AFFAIRS SERVICES	48,082.26
Zambia		TEDWORTH PROPERTIES	BUSINESS/ ADMINISTRATIVE SER	103,800.00
UNIDO				
Angola		KARTUNGEST	TRAINING	110,590.00
Argentina		Instituto Nacional de Tecnologia Agropecuaria	Contracts	84,000.00
Argentina		UBAJAY S A	Technical assistance and advisory s	104,720.00
Austria		IIASA INTERNATIONAL INSTITUTE FOR APPLIED SYSTEMS ANALYSIS	ENERGY POLICY AND MANAGEMENT	2,000,000.00
Austria		IIASA International Institute for Applied Systems ANALYSIS	ENERGY POLICY AND MANAGEMENT	200,000.00
Austria		Miscellaneous Obligations	Contracts	120,000.00
Austria		Miscellaneous Obligations	Contracts	157,888.32
Austria		University of Natural Resources and Life Sciences	Environmental engineering advisory	177,439.78
Austria		UNOV United Nations Office at Vienna	Translation	101,692.00

Major Contracts for Services Placed by Agency During 2010 (Contracts of \$30,000 or more)

Agency	Location of contractor	Name of contractor	Description of services	Contract value USD
UNIDO Continued				
Belgium		Euro Consultants SA	Industrial planning and programming	4,465,281.30
Belgium		HYDROGENICS EUROPE NV	Hydrogen	2,582,496.00
Belgium		HYDROGENICS EUROPE NV	INSTALLATION OF MACHINERY AND EQUIP	200,592.00
Belgium		HYDROGENICS EUROPE NV	MAINTENANCE AND REPAIR SERVICES	182,000.00
Belgium		INSTITUTE PLANT BIOTECHNOLOGY FOR DEVELOPING COUNTRIES	Biotechnologies	65,530.80
Bosnia & Herzegovina		CETEUR Centre for Environmental Technological Dev.	ENVIRONMENTAL MANAGEMENT	219,000.00
Cameroon		INVESTMENT PROMOTION AGENCY	Surveys of industrial establishment	80,000.00
Cameroon		Ministère de l'Environnement et de la Protection de la Nature	ENVIRONMENTAL MANAGEMENT	77,700.00
Canada		SNC LAVALIN	TECHNICAL STUDIES	477,520.00
China		Beijing Baixin Movie and TV Cultural Communication Co Ltd	Energy efficiency	83,000.00
China		Camco International Carbon Assets Information Consulting (Beijing) Co Ltd	Energy management	159,844.00
China		China National Institute of Standardisation	National food intervention policies	129,600.00
China		International Centre on Small Hydropower	Construction machinery/equipment ma	2,701,854.00
China		Ministry of Environmental Protection	ENVIRONMENTAL PROTECTION	18,400,000.06
China		Ministry of Environmental Protection	Ozone layer depletion	1,200,000.00
China		Ministry of Environmental Protection	Ozone layer depletion - refrigerati	1,570,000.00
China		The Industrial Economics Research Department of the Development Research Center of the State	Energy legislation	40,000.00
China		UNIDO International Solar Energy Centre	Solar energy installations/equipmen	264,000.00
China		Xian Wall Material Research and Design Institute	ENERGY POLICY AND MANAGEMENT	199,600.00
Colombia		Colombian National Cleaner Production Centre	ENVIRONMENT	88,719.90
Colombia		Colombian National Cleaner Production Centre	Environmental chemistry advisory se	86,369.78
Cote d'Ivoire		ETABLISSEMENT (ETS), KAMAL	CONSTRUCTION	380,709.86
Cote d'Ivoire		TECHNIFROID	INSTALLATION OF MACHINERY AND EQUIP	667,025.58
Croatia		CROATIAN Cleaner Production Centre	PROCUREMENT SERVICES	65,826.34
Cuba		Compania Fiduciaria	OPERATIONS, MAINTENANCE AND SUPPORT	400,000.00
Denmark		AGRAMKOW Fluid Systems	ODS (Ozone Depleting Substances) ph	1,400,272.00
Ecuador		Latin American Energy Organization	ENERGY POLICY AND MANAGEMENT	280,000.00
Egypt		Agricultural Research Centre ARC	Contracts	273,200.00
Egypt		Arab Drug Company	OPERATIONS, MAINTENANCE AND SUPPORT	1,575,000.00
Egypt		Egyptian Environmental Affairs Agency EEA	Environmental institution building	456,646.02
Egypt		Egyptian International Pharmaceutical Industries Company	OPERATIONS, MAINTENANCE AND SUPPORT	225,000.00
Egypt		Egyptian National Railway Company	Retrofit of electrical power substa	886,020.00
Egypt		National Bank of Egypt	ODS (Ozone Depleting Substances) ph	763,464.00
Egypt		National Bank of Egypt	ODS (Ozone Depleting Substances) ph	416,536.00
Egypt		National Bank of Egypt	ODS (Ozone Depleting Substances) ph	820,000.00
Fiji		Pacific Power Association	Workshops	139,914.50
France		ENVIRONMENTAL RESOURCES MANAGEMENT	ENVIRONMENTAL MANAGEMENT	351,855.18
France		Office Technique DEtudes et de Cooperation Internationale	VOCATIONAL TRAINING	116,941.32
Gambia		National Environmental Agency	ENVIRONMENTAL MANAGEMENT	82,702.00
Germany		Communications and Accessories Int	PROCUREMENT SERVICES	144,736.60
Ghana		Institute of Statistical Social and Economic Research	Surveys of industrial establishment	80,000.00
Ghana		MINISTRY OF ENVIRONMENT AND SCIENCE	ENVIRONMENTAL MANAGEMENT	113,702.00
Honduras		THE HONDURAN NATIONAL CLEANER PRODUCTION CENTER	TECHNICAL STUDIES	200,000.00
Honduras		UTOH-SERNA Unidad Tecnica De Ozono De Honduras	Ozone layer depletion	200,000.00
India		Confederation of Indian Industry	Air pollution related services	238,000.00
India		INOX Air Products Ltd	Hydrogen	160,000.00
India		VIMTA LABS LTD	TRAINING	194,400.00
India		YES BANK Limited	Sectoral studies	100,000.00
Iraq		AZA FOR GENERAL CONTRACTING CO LTD	Civil works rehabilitation	1,833,946.02
Iraq		AZA FOR GENERAL CONTRACTING CO LTD	Cooling towers	180,000.00
Iraq		Eden Engineering Company	Contracts	146,156.00
Iraq		Eden Engineering Company	Generators	64,600.00
Italy		AFROS S P A	ODS (Ozone Depleting Substances) ph	4,263,300.00
Italy		AFROS S P A	Ozone layer depletion - solvents	1,737,400.00
Italy		Agrinewtech srl	TRAINING	119,998.00
Italy		AREA Science Park	COMMUNICATIONS	72,678.34
Italy		AREA Science Park	LEASING OR RENTAL SERVICES	465,679.68
Italy		Impianti OMS Spa	ODS (Ozone Depleting Substances) ph	120,000.00
Italy		Impianti OMS Spa	Presses, hydraulic	248,800.00
Jordan		PETRA ENGINEERING INDUSTRIES CO	Contracts	664,000.00
Kenya		Kenyatta University	Surveys of industrial establishment	80,000.00
Kenya		National environment Management Authority	ENVIRONMENTAL MANAGEMENT	118,702.00
Luxembourg		Imprimerie Centrale	PRINTING, PUBLISHING AND BOOKBINDIN	125,030.48
Macedonia		National Cleaner Production Centre Macedonia	ENVIRONMENTAL MANAGEMENT	117,955.44
Malaysia		Institute of Tropical Forestry and Forest Products	VEGETABLE MATERIALS, RAW	169,500.00
Mexico		Centro Mexicano para la Producción más Limpia	TECHNICAL STUDIES	260,000.00
Morocco		INSTITUT NATIONAL DE LA RECHERCHE AGRONOMIQUE (INRA)	Biogeography	280,000.00
Morocco		SOCIETE BOURGEON VERT	Fences, wooden	139,068.80
Morocco		SOCIETE BOURGEON VERT	Forestry water harvesting	73,741.00
Morocco		SOCIETE BOURGEON VERT	Small dams	63,312.00
Morocco		Soutien à l'Environnement Naturel et Social	Project evaluation and review techn	88,800.00
Mozambique		Ernst & Young LIMITADA	TRAINING	167,393.38
Mozambique		LEIMA Impressoes Originas LDA	Printing services	152,472.00
Mozambique		MINISTRY FOR COORDINATION OF ENVIRONMENTAL AFFAIRS	ENVIRONMENTAL MANAGEMENT	88,702.00
Netherlands		Copernicus Institute Utrecht University (UU), Faculty of Science	Technological assessment	320,800.00
Netherlands		Copernicus Institute Utrecht University (UU), Faculty of Science	Technological assessment	319,600.00
Nigeria		Finalab Nigeria Ltd	ENVIRONMENTAL PROTECTION	92,440.00
Nigeria		Lagos State Ministry of Tourism and Intergovernmental Relations	ENVIRONMENTAL MANAGEMENT	81,478.00
Norway		NORWAY REGISTERS DEVELOPMENT (NRD) AS	Trade data interchange	207,154.00
Norway		Norwegian Accreditation	Surveillance and inspection of good	190,410.00
Norway		Norwegian Accreditation	Trade facilitation	570,676.44
Oman		Ministry of Environment and Climate Affairs Oman	ENVIRONMENTAL PROTECTION	136,934.00
Portugal		MUNDI servicos	TRAINING	138,207.16
Romania		Chimcomplex S.A. Borzesti	CHEMICALS, BASIC	180,000.00
Senegal		Direction de l'Environnement et des Etablissements Classés	ENVIRONMENTAL MANAGEMENT	141,700.00
Senegal		PLATEFORME D APPUI AUX PETITES ENTREPRISES DU SENE	GENERAL MANAGEMENT SERVICES	79,161.52
South Africa		UNIDO South Africa Imprest Account	Industrial investment planning	238,226.88
South Africa		UNIDO South Africa Imprest Account	Industrial investment planning	33,908.75
Sri Lanka		National Cleaner Production Centre Sri Lanka	ENVIRONMENT	147,216.00
Sri Lanka		NPC National Cleaner Production Centre	ENVIRONMENTAL MANAGEMENT	99,958.00
Sri Lanka		Renewable Energy Development Co Ltd	Power plants, hydroelectric	323,980.00
Sudan		Kardawie Eng Contracts & Building Material	CONSTRUCTION	515,012.20
Sudan		Meimar Stores for Trading and Contracting	CONSTRUCTION	539,250.00
Sudan		Toug Trading and Engineering Co Ltd	CONSTRUCTION	552,784.80
Switzerland		Pamasol Willi Mäder AG	Documentation	160,950.00
Switzerland		SOFIES Sarl	Industrial consulting services	268,620.26
Switzerland		Stocker Group Schweiz AG	Industrial consulting services	146,520.14
Tanzania, United Republic of		DIVISION OF ENVIRONMENT – VICE PRESIDENT'S OFFICE	ENVIRONMENTAL MANAGEMENT	118,702.00
Tunisia		Centre International des Technologies de l'Environnement de Tunis	Contracts	369,356.66
Tunisia		IDEA CONSULT International	Industrial planning and programming	3,373,297.82
Turkey		Bilkent University - UNAM	TRAINING	173,000.00
Turkey		Gazi University	Combined-cycle power plants	96,000.00
Turkey		Gebze Institute of Technology GYTE	ENGINEERING SERVICES	1,149,790.00
Turkey		Middle East Technical University	Fuel cells	168,680.00
Turkey		Minova Teknoloji elektronik San Tic Ltd Sti	Control boards	71,500.16
Turkey		Nigde University	Combined-cycle power plants	390,000.00
Turkey		Teksis Ileri Teknolojiler	Fuel cells	688,508.00
Turkey		Vestel Savunma Sanayii AS	Combined-cycle power plants	502,000.00
Uganda		API Renewable Energy, LLC	Energy and or environmental related	368,600.00
Uganda		Uganda Cleaner Production Centre	Contracts	293,066.08
United Arab Emirates		Mentor Training&Consulting	TRAINING	106,463.88
United Kingdom		BLACKSMITH INITIATIVE U K	TECHNICAL STUDIES	502,395.70
United Kingdom		Comparison International Limited	Development of small-scale industri	83,028.08
United Kingdom		CONSUMERS INTERNATIONAL	Institutional strengthening/restruc	353,017.54
United Kingdom		NATHAN EME LTD	FEASIBILITY STUDIES	732,640.00
United States of America		Providence International LLC	Contracts	215,200.00
Venezuela (Bolivarian Rep. of)		FM Center	Ozone layer depletion	84,000.00
Venezuela (Bolivarian Rep. of)		FONDOIN Fondo Venezolano de Reconversion Indus	ODS (Ozone Depleting Substances) ph	481,170.00
Vietnam		Dioxin Laboratory	ENVIRONMENTAL ENGINEERING, SCIENCE	220,000.00
Vietnam		General Statistics Office	Surveys of industrial establishment	127,560.00

Major Contracts for Services Placed by Agency During 2010 (Contracts of \$30,000 or more)

Agency	Location of contractor	Name of contractor	Description of services	Contract value USD
UNIDO Continued				
Vietnam		Vietnam Cleaner Production Centre	ENVIRONMENTAL MANAGEMENT	118,568.00
Vietnam		Vietnam Cleaner Production Centre Company Ltd	ENVIRONMENTAL PROTECTION	220,000.00
Vietnam		Vietnam Cleaner Production Centre Company Ltd	Training and development	130,000.00
Zambia		Development Bank of Zambia	OPERATIONS, MAINTENANCE AND SUPPORT	700,000.00
UNOG				
Argentina		TGV Excelencia en Soluciones Inform.	System design and development	56,263.00
Argentina		TGV Excelencia en Soluciones Inform.	Vendor-specific software support an	52,574.70
Belgium		TELEVIC NV	Office, computer and communication	205,040.33
Bulgaria		ENEFFECT CONSULT SP Ltd	Legal specialisms	49,723.00
Canada		LEXUM INFORMATIQUE JURIDIQUE Inc	Database management systems	41,155.79
Canada		LEXUM INFORMATIQUE JURIDIQUE Inc	Vendor-specific software support an	104,089.15
China		CHINA TRANSLATION & PUBLISHING CORP	Language	106,556.88
China		CHINA TRANSLATION & PUBLISHING CORP	Language	38,479.98
Denmark		PHOENIX DESIGN AID A/S	Printing services	100,000.00
Ethiopia		SHEBELLE ETHIOPIA CONFERENCE SERVIC	TRAINING	113,085.66
France		100 WATT	Printing services	40,209.66
France		ALTEAD INDUSTRIES SERVICES	Locksmiths	73,247.54
France		EBSCO INFORMATION SERVICES SAS	Legal specialisms	62,600.44
France		MESSAGIO STUDIOS SARL	Graphic arts design and layout serv	31,887.29
France		NATURAPRINT	Printing services	38,007.86
France		OBIANE	Wide area network (WAN) maintenance	482,886.48
France		OBIANE	Wide area network (WAN) maintenance	357,460.00
France		OBIANE	Wide area network (WAN) maintenance	31,178.71
France		PREZIOSO TECHNILOR	Construction services,	42,016.81
France		PREZIOSO TECHNILOR	General building maintenance and re	44,436.86
France		PREZIOSO TECHNILOR	General building maintenance and re	42,016.81
France		PREZIOSO TECHNILOR	General building maintenance and re	36,630.04
Ireland		NOVELL IRELAND *** use 71107	Vendor-specific software support an	64,197.30
Kazakhstan		EXECUTIVE COMMITTEE INT FUND SAVING	Legal specialisms	38,970.00
Norway		HOTEL SORIA MORIA CONFERENCE CENTRE	TRAINING	165,232.61
Norway		VIZADA NETWORKS AS	Satellite communications	66,197.37
Norway		VIZADA NETWORKS AS	Satellite communications	31,588.85
Norway		VIZADA VSAT AS	Satellite communications	56,594.00
Norway		VIZADA VSAT AS	Satellite communications	49,206.43
Norway		VIZADA VSAT AS	Satellite communications	36,248.71
Norway		VIZADA VSAT AS	Satellite communications	33,592.53
Russian Federation		PEOPLE FRIENDSHIP UNIVERSITY RUSSIA	Specialised management training	35,000.00
Russian Federation		SRI ATMOSPHERE JSC	Legal specialisms	32,340.00
Serbia, Republic of		MINISTRY OF ENVIROMENT & SPATIAL PL	Legal specialisms	40,210.00
South Africa		UNIVERSITY OF PRETORIA	System design and development	194,926.00
Spain		CELER PAWLOWSKY S.L.	Language	50,000.00
Spain		INGENIERIA IDOM INTERNATIONAL SA	Building engineering	592,601.84
Sweden		RAW MATERIALS GROUP RMG AB	Legal specialisms	35,000.00
Sweden		RAW MATERIALS GROUP RMG AB	Legal specialisms	35,000.00
Switzerland		AMERICAN EXPRESS	Travel	27,820,880.27
Switzerland		APROTEC SA	Electrical installations maintenanc	43,759.22
Switzerland		APROTEC SA	Electrical installations maintenanc	34,370.80
Switzerland		ASCENSEURS SCHINDLER SA, GenSve	Electrical installations maintenanc	164,033.01
Switzerland		BABBERGER BRANDSCHUTZ AG	Fire installations maintenance and	2,405,841.14
Switzerland		BABBERGER BRANDSCHUTZ AG	Fire installations maintenance and	1,202,920.57
Switzerland		BABBERGER BRANDSCHUTZ AG	Fire installations maintenance and	365,514.83
Switzerland		BALZAN & IMMER ETANCHEITE SA	Construction work and site manageme	118,902.44
Switzerland		BALZAN & IMMER ETANCHEITE SA	Construction work and site manageme	85,674.26
Switzerland		BITZ ET SAVOYE SA	Locksmiths	96,863.47
Switzerland		BNP PARIBAS	Banking	129,212.22
Switzerland		BOCCARD PARCS ET JARDINS SA	General building maintenance and re	152,776.70
Switzerland		CD TRAINING	Technical vocational training	49,180.33
Switzerland		CD TRAINING	Technical vocational training	44,280.44
Switzerland		CGI Immobilier	Real estate services	471,175.60
Switzerland		CGI Immobilier	Real estate services	471,175.60
Switzerland		CGI Immobilier	Real estate services	470,306.27
Switzerland		CGI Immobilier	Real estate services	440,641.33
Switzerland		CGI Immobilier	Real estate services	417,064.58
Switzerland		CGI Immobilier	Real estate services	390,412.78
Switzerland		CGI Immobilier	Real estate services	329,976.70
Switzerland		CGI Immobilier	Real estate services	292,618.11
Switzerland		CGI Immobilier	Real estate services	175,555.79
Switzerland		CGI Immobilier	Real estate services	155,680.87
Switzerland		CGI Immobilier	Real estate services	146,309.71
Switzerland		CGI Immobilier	Real estate services	71,359.22
Switzerland		CGI Immobilier	Real estate services	68,035.06
Switzerland		CGI Immobilier	Real estate services	64,119.17
Switzerland		CGI Immobilier	Real estate services	64,119.17
Switzerland		COMSOFT DIRECT SA (SOFTWARE)	Software installation	38,835.97
Switzerland		CUNI Luljeta-Blanchisserie Lavolux	Laundry services	40,857.28
Switzerland		D.E.S. SYSTEMES DE SECURITE SA	Fire installations maintenance and	59,963.10
Switzerland		DANIEL FOURNIER SA	Construction services,	281,334.32
Switzerland		DAREST INFORMATI SA	Office, computer and communication	36,276.79
Switzerland		DENTAN ETANCHEITE SA	General building maintenance and re	130,923.04
Switzerland		DPS SA	Vendor-specific software support an	53,774.91
Switzerland		DuPont International Operations S.A	Real estate services	338,294.96
Switzerland		ECOS	Trade promotion	38,500.00
Switzerland		EGG-TELSA SA	Construction services,	129,132.32
Switzerland		EGG-TELSA SA	Construction services,	50,537.50
Switzerland		EGG-TELSA SA	Construction services,	48,449.44
Switzerland		EGG-TELSA SA	Office, computer and communication	31,225.61
Switzerland		ELECTROTECH SA	Construction services,	96,893.29
Switzerland		EMC COMPUTER SYSTEMS SA	Data storage	226,500.00
Switzerland		EMC COMPUTER SYSTEMS SA	Vendor-specific software support an	52,836.28
Switzerland		EMC COMPUTER SYSTEMS SA	Vendor-specific software support an	47,357.10
Switzerland		FIPOI	Rental	3,802,755.92
Switzerland		FONDATION DES IMMEUB. ORGAN.INTERN.	Hotel industry	68,457.06
Switzerland		FONDATION DES IMMEUB. ORGAN.INTERN.	Hotel industry	67,695.91
Switzerland		FONDATION DES IMMEUB. ORGAN.INTERN.	Hotel industry	44,202.95
Switzerland		FONDATION DES IMMEUB. ORGAN.INTERN.	Office equipment leasing and rental	77,647.06
Switzerland		FONDATION DES IMMEUB. ORGAN.INTERN.	Real estate services	488,257.50
Switzerland		FONDATION DES IMMEUB. ORGAN.INTERN.	Real estate services	307,232.28
Switzerland		FONDATION DES IMMEUB. ORGAN.INTERN.	Real estate services	291,927.35
Switzerland		FONDATION DES IMMEUB. ORGAN.INTERN.	Real estate services	273,272.24
Switzerland		FONDATION DES IMMEUB. ORGAN.INTERN.	Real estate services	273,272.24
Switzerland		FONDATION DES IMMEUB. ORGAN.INTERN.	Real estate services	123,701.98
Switzerland		FONDATION DES IMMEUB. ORGAN.INTERN.	Real estate services	118,446.60
Switzerland		FONDATION DES IMMEUB. ORGAN.INTERN.	Real estate services	109,337.65
Switzerland		FONDATION DES IMMEUB. ORGAN.INTERN.	Real estate services	105,354.06
Switzerland		FONDATION DES IMMEUB. ORGAN.INTERN.	Special purpose equipment rental an	84,237.38
Switzerland		G. CONSTANTIN SA	Plumbing maintenance and repair	32,362.19
Switzerland		GREMLICH FRERES SA	Construction services,	142,074.93
Switzerland		GREMLICH FRERES SA	Construction services,	38,058.99
Switzerland		HDI-GERLING Industrie Versicherung	Insurance	38,361.64
Switzerland		HDI-GERLING Industrie Versicherung	Insurance, other	35,509.07
Switzerland		HEIDELBERG SUISSE SA	Office, computer and communication	31,013.41
Switzerland		HEWLETT PACKARD (SWITZERLAND) AG	Database management systems	221,511.26
Switzerland		HOMBURGER AG	Law	80,000.00
Switzerland		HOTEL GOLF RENE CAPT	Hotel industry	69,055.00
Switzerland		HOTEL LE MIRADOR KEMPINSKY	Hotel industry	175,642.99
Switzerland		IBM (SUISSE)	Vendor-specific software support an	334,650.51
Switzerland		ID INTEGRATED DATA SA	Vendor-specific software support an	48,292.68
Switzerland		IFFLAND FRERES SA	Security installations maintenance	36,257.16
Switzerland		International SOS (SOS Assist. SA)	Health care delivery	44,268.60
Switzerland		ISS FACILITY SERVICES SA	Cleaning services	1,808,596.02

Major Contracts for Services Placed by Agency During 2010 (Contracts of \$30,000 or more)

Agency	Location of contractor	Name of contractor	Description of services	Contract value USD
UNOG Continued				
Switzerland		ISS FACILITY SERVICES SA	Cleaning services	573,892.14
Switzerland		ISS FACILITY SERVICES SA	Cleaning services	308,442.32
Switzerland		ISS FACILITY SERVICES SA	Cleaning services	293,411.01
Switzerland		ISS FACILITY SERVICES SA	Waste disposal related services	578,366.95
Switzerland		J&B ENTRETEN JARDINS BATIMENTS	General building maintenance and re	197,416.97
Switzerland		J&B ENTRETEN JARDINS BATIMENTS	General building maintenance and re	32,265.34
Switzerland		LA POSTE	Transport	1,105,480.21
Switzerland		LEIGENER SA	Construction services,	73,099.42
Switzerland		M+M MONTAGE-MAINTENANCE SA	Construction services,	35,504.63
Switzerland		MAULINI SA	Construction services,	107,683.76
Switzerland		MAULINI SA	Construction services,	53,841.88
Switzerland		MAULINI SA	General building maintenance and re	43,631.92
Switzerland		MICROSOFT SWITZERLAND Ltd Liab. Co	COMPUTER RELATED SERVICES	76,446.28
Switzerland		MICROSOFT SWITZERLAND Ltd Liab. Co	Vendor-specific software support an	287,300.00
Switzerland		MICROSOFT SWITZERLAND Ltd Liab. Co	Vendor-specific software support an	186,407.77
Switzerland		MICROSOFT SWITZERLAND Ltd Liab. Co	Vendor-specific software support an	102,000.00
Switzerland		MICROSOFT SWITZERLAND Ltd Liab. Co	Vendor-specific software support an	81,404.96
Switzerland		NET INTER SA	Cleaning services	131,586.72
Switzerland		NET INTER SA	Cleaning services	65,793.36
Switzerland		NEXTIRAONE SUISSSE SARL	Office, computer and communication	170,009.24
Switzerland		NEXTIRAONE SUISSSE SARL	Security installations maintenance	89,096.05
Switzerland		NEXTIRAONE SUISSSE SARL	Vendor-specific software support an	41,599.22
Switzerland		NOVELL (SCHWEIZ) AG	Vendor-specific software support an	55,043.99
Switzerland		OCE (Schweiz) AG	Office equipment leasing and rental	669,902.91
Switzerland		OFAC	Office, computer and communication	33,323.39
Switzerland		OFAC	Office, computer and communication	32,292.67
Switzerland		ONET (SUISSE) SA	Cleaning services	69,692.91
Switzerland		ONET (SUISSE) SA	Cleaning services	67,341.68
Switzerland		ONET (SUISSE) SA	Cleaning services	67,341.68
Switzerland		ONET (SUISSE) SA	Cleaning services	67,216.51
Switzerland		ONET (SUISSE) SA	Cleaning services	65,669.72
Switzerland		ONET (SUISSE) SA	Cleaning services	61,803.14
Switzerland		ONET (SUISSE) SA	Cleaning services	59,611.62
Switzerland		ONET (SUISSE) SA	Cleaning services	55,802.25
Switzerland		ORDEM SA	Transport	1,223,659.20
Switzerland		OTIS SA	Electrical installations maintenanc	39,320.39
Switzerland		POEYRY ENERGY CONSULT. (Schweiz) AG	Legal specialisms	395,320.00
Switzerland		R. MAZZOLI SA	Construction services,	63,468.63
Switzerland		SCRASA	Construction work and site managem	122,950.82
Switzerland		SECURELEC SA	Engineering services	59,558.12
Switzerland		SERVICES INDUSTRIELS DE GENEVE	Charges utilities	4,237,795.71
Switzerland		SHARP ELECTRONICS (SCHWEIZ) AG	Office equipment leasing and rental	297,859.53
Switzerland		SHARP ELECTRONICS (SCHWEIZ) AG	Office equipment leasing and rental	287,077.09
Switzerland		SHARP ELECTRONICS (SCHWEIZ) AG	Office equipment leasing and rental	52,694.32
Switzerland		SHARP ELECTRONICS (SCHWEIZ) AG	Office equipment leasing and rental	31,881.70
Switzerland		SIEMENS SUISSSE SA	MAINTENANCE AND REPAIR SERVICES	61,157.02
Switzerland		SIEMENS SUISSSE SA	Security installations maintenance	118,685.10
Switzerland		SIEMENS SUISSSE SA - BUILDING TECH	Construction services,	56,400.40
Switzerland		SOCIETE IMMOBILIERE VERMONT NATIONS	Real estate services	63,755.18
Switzerland		SOCIETE IMMOBILIERE VERMONT NATIONS	Real estate services	61,523.31
Switzerland		SOGETI SUISSSE SA	Vendor-specific software support an	54,287.19
Switzerland		SOGETI SUISSSE SA	Vendor-specific software support an	51,511.23
Switzerland		SWISSCOM	Communications	2,571,670.36
Switzerland		TNT SWISS POST AG	Transport	563,762.09
Switzerland		TYCO FIRE/ INTEGRATED SOLUTIONS SA	Office, computer and communication	148,047.01
Switzerland		TYCO FIRE/ INTEGRATED SOLUTIONS SA	Security installations maintenance	117,695.16
Switzerland		TYCO FIRE/ INTEGRATED SOLUTIONS SA	Security installations maintenance	31,016.64
Switzerland		Universitaet Bern	Management advisory services	67,700.00
Switzerland		ZURICH COMPAGNIE D' ASSURANCE	Insurance	34,604.37
United Kingdom		COLUMN COMMUNICATIONS Ltd	Printing services	73,038.88
United Kingdom		CONNING ASSET MANAGEMENT LTD	Legal specialisms	250,000.00
United Kingdom		SAVVIS UK LIMITED	Data communications systems	92,743.20
United Kingdom		SAVVIS UK LIMITED	Wide area network (WAN) maintenance	38,400.00
United Kingdom		SAVVIS UK LIMITED	Wide area network (WAN) maintenance	32,908.80
United Kingdom		TELEVISION TRUST FOR ENVIRONMENT	Film and video processing and dupli	90,000.00
United Kingdom		TELEVISION TRUST FOR ENVIRONMENT	Film and video processing and dupli	89,772.29
United States of America		EX LIBRIS (USA) INC	Vendor-specific software support an	51,009.44
United States of America		GLEN COVE MANSION HOTEL AND CONFERE	Hotel industry	30,500.00
United States of America		TRIGYN Technologies Inc.	Management advisory services	180,000.00
United States of America		TRIGYN Technologies Inc.	Management advisory services	99,000.00
United States of America		TRIGYN Technologies Inc.	Management advisory services	90,000.00
UNON				
Afghanistan		Nazar Mohammad Engineering Construction	Sub-contract NECCMal. for construction of Child Health Clinic	149,656.00
Afghanistan		Unique Noori Engineering & Construction	CON10-002 UNECC 3 months 21July-20OCT10 GDSP Kandahar	95,500.00
Bahamas		Elite Group, Bahamas	Hotel arrangements for Regional Workshop	31,386.67
Bahamas		Radisson Fort George Hotel & Marina	Hotel & conference srvs	34,550.00
Brazil		UNEP Brazil Office	To cover UNEP Brazil Office Premises Costs (Rental & Maintenance).	52,500.00
Canada		Bell Canada	Funds obligated to cover the cost of telephone calls for 2010.	52,986.51
Canada		ICAO	ICAO's Conference Facilities	70,259.69
Canada		Schenker of Canada Ltd	Shipment from Nagoya Congress Center to Montreal via Schenker.	84,530.43
Canada		TNT International Express Ltd	Cost related to the IYB Mail out of promotional material to National Focal Points	41,743.41
Canada		TNT International Express Ltd	Funds obligated to cover the cost related to mail outs and shipments	81,888.25
Chile		UNDP Resident Representative Chile	Reobligation OBMO 52969 Chile RMP project activities completion	47,461.81
Denmark		Scan Global Logistics, A/S	Freight and insurance of Cisco Equipment	35,011.66
Dominican Republic		UNDP Resident Representative Dominican Republic	two vehicles toyota hilux for UNEP/EU CBC project	62,600.00
Egypt		UNDP Resident Representative Egypt	Printing 7,500 Copies of the Strategic Urban Development Vision	112,236.00
Egypt		UNDP Resident Representative Egypt	Compiling the Strategic Urban development Guidance Plan and Framework	130,000.00
France		D3 Telecom	telephone costs for DTIE in 2010	75,000.00
France		Alterburo Distribution	Office furniture for 22 rue de Milan	52,421.76
France		Alterburo Distribution	Office supplies for DTIE in 2010	30,283.98
France		Anil Information Systems	Renewal of DTIE ICT platform for 2011-2015.	137,739.24
France		Caggemini Gouvieux	Meeting costs Chantilly 2-3 Feb. 2010	45,840.90
France		Capital Equipment Finance	to cover photocopiers' rental costs in 2010	35,000.00
France		Electricite de France	Electricity supply in DTIE for 2010	30,000.00
France		Federal Express (Fedex)	To obligate funds for Fedex costs 2010	50,694.08
France		France Libertes Fondation- Danielle Mitterrand	Rental of premises for DTIE in 2010 at 22 rue de Milan, Paris.	197,640.98
France		GSF Trevis	Cleaning of DTIE premises in 2010	76,198.00
France		Helios	DTIE Building maintenance costs 2010	60,000.00
France		Orange France	Internet costs 2010 for DTIE office	40,000.00
France		Pegurri SAS	Renovation works in DTIE premises 22 rue de Milan	57,667.10
France		SCPI Patrimoine Foncier	Rental of premises 2010 DTIE Paris	498,126.88
France		Securitas France SARL	Security costs for DTIE premises in 2010 (agent + telesurveillance)	114,401.08
Germany		United Nations Volunteers	general IT services	172,677.80
Haiti		UNDP Resident Representative Haiti	To cover Naional consultant cost for UNEP HAITI 2010	38,600.00
Indonesia		P T Artha Prakarana	DINNER PRODUCTION AND SHORT FILMS	112,900.00
Ireland		IBM Ireland Product Distribution Ltd	Very Urgent: IBM Lotus Domino Notes Licences	193,840.54
Ireland		Microsoft European Operations Centre	MICROSOFT ENTERPRISE AGREEMENT - 1ST INSTALMENT	140,081.73
Ireland		Microsoft European Operations Centre	Provision of Microsoft UN-HABITAT Premier & Consulting Services	55,000.00
Israel		Orad Control Systems Ltd	Maintenance contract by ORAD	406,250.00
Italy		Wind Telecomunicazioni	WIND Telecommunication bills	141,352.17
Jamaica		Ava-Gail Gardiner (Jamaica Money Market)	Ava-Gail Gardiner video production	34,000.00
Jamaica		Ritz Carlton Golf & Spa Resort	Being accommodation, food and meeting facilities	166,938.00
Japan		Meltsu Grand Hotel	HOTEL CATERING SERVICES	50,029.64
Kenya		Beglin Woods Architects & Interior Designers	ARCHITECTURAL AND ENGINEERING SERVICES	175,000.00
Kenya		Beglin Woods Architects & Interior Designers	Architectural services for the construction for new offices	450,000.00
Kenya		Beglin Woods Architects & Interior Designers	ARCHITECTURAL SERVICES	450,000.00
Kenya		Central Electricals International Ltd	Additional costs incur in conference modernization works	41,078.44
Kenya		Central Electricals International Ltd	Electrical, mechanical and catering equipment maintenance contracts	150,000.00
Kenya		Central Electricals International Ltd	Upgrade of Power Supply to Documents & Publications	82,102.53
Kenya		Chancery Wirth Insurance Brokers Ltd	Insurance for the complex	47,416.98

Major Contracts for Services Placed by Agency During 2010 (Contracts of \$30,000 or more)

Agency	Location of contractor	Name of contractor	Description of services	Contract value USD
UNON Continued				
Kenya		Computech Ltd	Maintenance Services for IMIS HP Servers for ICTS	33,500.00
Kenya		Diani Flowers & Landscaping Ltd	Gardening services	394,543.28
Kenya		Economic Housing Group	PREFAB. CONSTRUCTION. UNSOA	440,786.25
Kenya		Elite Computers Ltd	Clicks (Impressions) worth of Consumables for HP Indigo 5500	61,603.49
Kenya		Glory Rent A Car	Transport services for Security Personnel	92,000.00
Kenya		Harry Mutuma Kathurima & Clara Msae Kathurima	RENT FOR IFAD OFFICE FOR ONE YEAR	48,000.00
Kenya		Homeboyz Entertainment	Event organizing services for the UNEP Sasakawa prize award ceremony	46,326.28
Kenya		Kenya Power & Lighting Company Ltd	Electricity bill for UNRC	46,000.00
Kenya		Komal Construction Co. Ltd	ADDITIONAL OFFICE AT THE ROOF TOP, (CE & CW) UNON	356,789.45
Kenya		Komal Construction Co. Ltd	EXPANSION OF UN RECREATION CENTRE	70,214.72
Kenya		Komal Construction Co. Ltd	Renovation services of Block H3-Komal Construction	65,661.43
Kenya		Laxmanbhai Construction Ltd	General Attendance for Installation of Solar Photo Voltaic (PV) System	34,105.26
Kenya		Laxmanbhai Construction Ltd	Multi-Storey Car Park	375,000.00
Kenya		Laxmanbhai Construction Ltd	Partition Fixing at the NOF	31,810.77
Kenya		Michael Jones Software	Design & layout of state of the world cities report	132,000.00
Kenya		Multiline Motors (K) Ltd	MAINTENANCE OF SECURITY X-RAY MACHINES	30,000.00
Kenya		Nairobi City Water & Sewerage Co. Ltd	WATER BILL FOR UNON COMPLEX	60,000.00
Kenya		Next Technologies	Renewal of Citrix Subscription Advantage Licences for 3 years period	32,513.00
Kenya		Parapet Limited	Cleaning services, sanitary and refuse collection	512,400.00
Kenya		Pegrum Ltd	PABX Maintenance Contract. Duration: January to December 2008.	355,154.13
Kenya		Securex Agencies (Kenya) Ltd	Dog and dog handler services	47,399.49
Kenya		Telkom Kenya Ltd	Payment of fiber optic connectivity - Telkom (K) Ltd.	493,000.00
Kenya		The Copy Cat Ltd	Payment for Computer Maintenance Services for ICTS, UNON	474,680.68
Kenya		Varsani Enterprises	Building and external services	208,028.00
Kenya		Varsani Enterprises	Building and External Works	72,000.00
Kenya		White Rose Drycleaners	Payment for Laundry Services for Security & Safety Service	40,000.00
Korea, Republic of		Intercontinental, Seoul	GALA DINNER, UNEP	48,463.08
Malta		Progress Press Ltd	Payment for 3000 copies of Africa Atlas,	62,280.00
Mexico		Operadora de Inmuebles Plaza Magna Santa Fe	Hotel and conference services	48,100.00
Mexico		REMEX World Class Exhibitors	RENTAL OF OFFICE SPACE & EQUIPMENT	35,496.00
Mexico		Representaciones de Exposiciones Mexico S.A de CV	Payment for the office space in Cancun for COP 16 meeting	32,886.46
Mexico		Viajes Kokal	Flight reservation and ticket issuance	45,050.00
Netherlands		Bureau Waardenburg, B.V	production of a review and guidelines	98,062.83
Netherlands		Intermax BV	INTERMAX CONTRACT	64,283.84
New Zealand		Sextant Technology Ltd	Assessment of Bycatch in Gill Net Fisheries, delivery of final report	43,500.00
Pakistan		Amin Jan for Awal Dad & Brothers	Construction Contract	150,525.64
Pakistan		Burkhar Enterprises Transprt Services	vehicle rental	32,929.06
Pakistan		Pak Limousine Services (Pvt) Ltd	vehicle rental	30,741.18
Panama		Edemet, S.A.	TO COVER ELECTRICITY COST FOR ROLAC 2010	36,000.00
Panama		Fundacion Ciudad del Saber (FCDS)	Adecuation of sanitary facilities and emergency electric generator.	34,323.00
Panama		Fundacion Ciudad del Saber (FCDS)	Revamping of sanitary facilities and electric connections in building 103	73,500.00
Panama		Fundacion Ciudad del Saber (FCDS)	To cover air conditioner power cost for ROLAC 2010	36,000.00
Panama		Fundacion Ciudad del Saber (FCDS)	To cover ROLAC office rent for 2010	99,800.00
Panama		Hotel El Panama	hotel services, conference rooms and meals for participants	67,000.00
Panama		Hoteles del Caribe, S.A	Susana S. as per instr. of Andrea Brusco, ROLAC	42,500.00
Panama		Hoteles Estelar, S.A	Hotel & conference svrs	38,893.00
Panama		Miraflores Development Corporation	Being accommodation, meeting facilities & food charges	66,904.75
Panama		Telecarrier Inc.	TO SOVER TELEPHONE SERVICES FOR ROLAC 2010	36,000.00
Singapore		Xpress Print Pte Ltd	Courier services for Nagoya for COP/10.	36,665.75
South Africa		Bridging Technologies Cape (Pty) Ltd	Cabling infrastructure	500,000.00
South Africa		Dimension Data (Pty) Ltd	Maintenance of SUN Equipment	69,992.19
Trinidad & Tobago		Hilton International Trinidad Ltd	Accommodation , meals and Conference Facilities	36,000.00
Turkey		Arber Professional Tourim & Congress Services	Organisation of joint meeting	42,188.43
Uganda		UNDP Resident Representative Uganda	Construction of Police Blocks for Protection	59,487.00
United Kingdom		Earthscan Ltd	CO-PUBLISHING OF THE GLOBAL REPORT ON HUMAN SETTLEMENTS	84,730.00
United Kingdom		Earthscan Ltd	Co-publishing services for state of the world cities report 2010 & 2011	75,986.00
United Kingdom		Green Ink Publishing Services Ltd	UNEP YEAR BOOK 2011	84,031.00
United Kingdom		Television Trust for the Environment	Development of Artwork for all spain-UNEP partnership	102,000.00
United States		Community Systems Foundation	Community Systems Foundation for Services rendered	61,156.00
United States		Newsweek Incorporation	ADVERT IN THE NEWSWEEK	41,822.00
United States		Turner Broadcasting Systems	WUF-5, Rio De Janeiro, 22-26 March 2010, Advertising by CNN	30,000.00
United States		Working Pictures	FILMING AND PRODUCTION OF VIDEO	76,000.00
UNOPS				
Afghanistan		Afghan Ghori Cons Co LTD	Construction	71,374.08
Afghanistan		Afghan Ghori Cons Co LTD	Construction	46,587.60
Afghanistan		Afghan Ghori Cons Co LTD	Construction	46,536.64
Afghanistan		Afghan Ghori Cons Co LTD	Construction: rural infrastructure	108,812.18
Afghanistan		Afghan Ghori Cons Co LTD	Construction: rural infrastructure	87,727.51
Afghanistan		Afghan Ghori Cons Co LTD	Construction: rural infrastructure	68,966.87
Afghanistan		Afghan Ghori Cons Co LTD	Construction: rural infrastructure	63,712.00
Afghanistan		Afghan Ghori Cons Co LTD	Construction: rural infrastructure	50,250.00
Afghanistan		Afghan Ghori Cons Co LTD	Construction: rural infrastructure	49,043.98
Afghanistan		Afghan Ghori Cons Co LTD	Construction: rural infrastructure	37,726.84
Afghanistan		Afghan Ghori Cons Co LTD	Construction: rural infrastructure	36,810.66
Afghanistan		Afghan Ghori Cons Co LTD	Construction: rural infrastructure	35,273.00
Afghanistan		Afghan National Police	Individual Consulting Service	46,125.00
Afghanistan		AFGHAN RED CRESCENT SOCIETY	Explosive ordnance disposal or mine clearing services	240,406.00
Afghanistan		AFGHAN RED CRESCENT SOCIETY	Explosive ordnance disposal or mine clearing services	216,775.00
Afghanistan		AFGHAN RED CRESCENT SOCIETY	Explosive ordnance disposal or mine clearing services	142,000.00
Afghanistan		AFGHAN RED CRESCENT SOCIETY	Explosive ordnance disposal or mine clearing services	120,203.00
Afghanistan		AFGHAN TECHNICAL CONSULTANTS (ATC)	Explosive ordnance disposal or mine clearing services	1,906,000.00
Afghanistan		AFGHAN TECHNICAL CONSULTANTS (ATC)	Explosive ordnance disposal or mine clearing services	1,667,750.00
Afghanistan		AFGHAN TECHNICAL CONSULTANTS (ATC)	Explosive ordnance disposal or mine clearing services	963,000.00
Afghanistan		AFGHAN TECHNICAL CONSULTANTS (ATC)	Explosive ordnance disposal or mine clearing services	740,000.00
Afghanistan		AFGHAN TECHNICAL CONSULTANTS (ATC)	Explosive ordnance disposal or mine clearing services	226,977.00
Afghanistan		AFGHAN TECHNICAL CONSULTANTS (ATC)	Explosive ordnance disposal or mine clearing services	182,580.00
Afghanistan		AFGHAN TECHNICAL CONSULTANTS (ATC)	Explosive ordnance disposal or mine clearing services	157,000.00
Afghanistan		AFGHAN TECHNICAL CONSULTANTS (ATC)	Explosive ordnance disposal or mine clearing services	112,209.00
Afghanistan		Afghanistan Operations Center	Leasing or Rental Services	46,800.00
Afghanistan		AFGHANISTAN REHABILITATION ARCHITECTURE ORG	Construction	30,693.00
Afghanistan		AHMAD FAWAD ZARIE CONSTRUCTION COMPANY	Construction	63,312.95
Afghanistan		AMAN AFGHAN CONSTRUCTION COMPANY	Construction	87,852.27
Afghanistan		AMAN AFGHAN CONSTRUCTION COMPANY	Construction	33,882.00
Afghanistan		AMAN AFGHAN CONSTRUCTION COMPANY	Road construction work	95,255.35
Afghanistan		AMAN AFGHAN CONSTRUCTION COMPANY	Road construction work	61,434.55
Afghanistan		Amir Builders Company	Construction	82,960.00
Afghanistan		Arab Shah Construction Co Ltd	Construction	61,794.00
Afghanistan		Arab Shah Construction Co Ltd	Construction	35,803.87
Afghanistan		Arab Shah Construction Co Ltd	Construction	35,742.00
Afghanistan		Arab Shah Construction Co Ltd	Construction	34,531.92
Afghanistan		Ariana Asia Const Unit (ACU)	Construction	122,668.42
Afghanistan		Ariana Asia Const Unit (ACU)	Construction	121,438.47
Afghanistan		Ariana Asia Const Unit (ACU)	Construction	119,689.48
Afghanistan		Ariana Asia Const Unit (ACU)	Construction	46,730.61
Afghanistan		Ariana Asia Const Unit (ACU)	Construction	44,809.00
Afghanistan		Ariana Asia Const Unit (ACU)	Construction	44,461.00
Afghanistan		Ariana Asia Const Unit (ACU)	Construction	42,196.80
Afghanistan		Arman Shamal Const Co.	Construction	300,033.00
Afghanistan		ARYANA MOSHTARAK CONST CO	Construction	31,783.00
Afghanistan		Asian Atlas Construction Co	Construction	52,790.00
Afghanistan		ATAL AFGHAN & AUTO LINK COM	Construction	302,895.38
Afghanistan		ATAL AFGHAN & AUTO LINK COM	Construction	295,539.72
Afghanistan		ATAL AFGHAN & AUTO LINK COM	Construction	110,713.20
Afghanistan		ATAL AFGHAN & AUTO LINK COM	Construction	103,489.81
Afghanistan		ATAL AFGHAN & AUTO LINK COM	Construction	86,401.30
Afghanistan		ATAL AFGHAN & AUTO LINK COM	Construction	58,620.00
Afghanistan		ATAL AFGHAN & AUTO LINK COM	Construction	45,608.66
Afghanistan		ATAL AFGHAN & AUTO LINK COM	Construction	44,586.82
Afghanistan		ATAL AFGHAN CONSTRUCTION CO (AACCL)	Construction	148,597.75
Afghanistan		BAHAR CONSTRUCTION CO.LTD	Construction	68,537.00

Major Contracts for Services Placed by Agency During 2010 (Contracts of \$30,000 or more)

Agency	Location of contractor	Name of contractor	Description of services	Contract value USD
UNOPS	Continued			
Afghanistan		BAHAR CONSTRUCTION CO.LTD	Construction	65,856.00
Afghanistan		BAHAR CONSTRUCTION CO.LTD	Construction	57,690.05
Afghanistan		BAHAR CONSTRUCTION CO.LTD	Construction	45,000.00
Afghanistan		BAHAR CONSTRUCTION CO.LTD	Construction	44,895.00
Afghanistan		BAHAR CONSTRUCTION CO.LTD	Construction	36,628.00
Afghanistan		Bahar Construction Company LTD	Community development	69,545.04
Afghanistan		BAHLOOL DARWISH CONSTRUCTION COMPANY	Construction	96,443.12
Afghanistan		BAHLOOL DARWISH CONSTRUCTION COMPANY	Construction	75,000.00
Afghanistan		BAHLOOL DARWISH CONSTRUCTION COMPANY	Construction	53,470.62
Afghanistan		BAHLOOL DARWISH CONSTRUCTION COMPANY	Construction	53,299.00
Afghanistan		BAHLOOL DARWISH CONSTRUCTION COMPANY	Construction	31,731.81
Afghanistan		BAKHTER PAIROUZ CONSTRUCTION	Drainage work	113,268.94
Afghanistan		BAKHTER PAIROUZ CONSTRUCTION	Drainage work	87,627.27
Afghanistan		BAKHTER PAIROUZ CONSTRUCTION	Drainage work	81,044.44
Afghanistan		BAKHTER PAIROUZ CONSTRUCTION	Drainage work	52,246.20
Afghanistan		BAKHTER PAIROUZ CONSTRUCTION	Drainage work	38,074.00
Afghanistan		BAKHTER PAIROUZ CONSTRUCTION	Road construction work	92,753.00
Afghanistan		BARAKI CONSTRUCTION COMPANY	Construction	666,513.00
Afghanistan		BARAKI CONSTRUCTION COMPANY	Construction	32,229.00
Afghanistan		BARICH ROAD AND CONSTRUCTION COMPANY	Construction	158,161.80
Afghanistan		BARICH ROAD AND CONSTRUCTION COMPANY	Construction	146,164.01
Afghanistan		BARICH ROAD AND CONSTRUCTION COMPANY	Construction	135,194.00
Afghanistan		BARICH ROAD AND CONSTRUCTION COMPANY	Construction	99,678.00
Afghanistan		BARICH ROAD AND CONSTRUCTION COMPANY	Construction	87,767.60
Afghanistan		BARICH ROAD AND CONSTRUCTION COMPANY	Construction	74,304.86
Afghanistan		BARICH ROAD AND CONSTRUCTION COMPANY	Construction	71,924.00
Afghanistan		BARICH ROAD AND CONSTRUCTION COMPANY	Construction	70,084.02
Afghanistan		BARICH ROAD AND CONSTRUCTION COMPANY	Construction	68,572.65
Afghanistan		BARICH ROAD AND CONSTRUCTION COMPANY	Construction	66,907.40
Afghanistan		BARICH ROAD AND CONSTRUCTION COMPANY	Construction	62,569.44
Afghanistan		BARICH ROAD AND CONSTRUCTION COMPANY	Construction	54,664.24
Afghanistan		BARICH ROAD AND CONSTRUCTION COMPANY	Construction	53,431.79
Afghanistan		BARICH ROAD AND CONSTRUCTION COMPANY	Construction	52,276.64
Afghanistan		BARICH ROAD AND CONSTRUCTION COMPANY	Construction	51,279.00
Afghanistan		BARICH ROAD AND CONSTRUCTION COMPANY	Construction	51,007.13
Afghanistan		BARICH ROAD AND CONSTRUCTION COMPANY	Construction	49,670.02
Afghanistan		BARICH ROAD AND CONSTRUCTION COMPANY	Construction	48,463.81
Afghanistan		BARICH ROAD AND CONSTRUCTION COMPANY	Construction	42,477.31
Afghanistan		BARICH ROAD AND CONSTRUCTION COMPANY	Construction	41,498.00
Afghanistan		BARICH ROAD AND CONSTRUCTION COMPANY	Construction	39,814.41
Afghanistan		BARICH ROAD AND CONSTRUCTION COMPANY	Construction	39,500.00
Afghanistan		BARICH ROAD AND CONSTRUCTION COMPANY	Drainage work	162,478.60
Afghanistan		BARICH ROAD AND CONSTRUCTION COMPANY	Drainage work	30,541.65
Afghanistan		Baz Aryoubi Construction Company	Construction	449,073.59
Afghanistan		Baz Aryoubi Construction Company	Construction	228,004.00
Afghanistan		Baz Aryoubi Construction Company	Construction	164,514.00
Afghanistan		Baz Aryoubi Construction Company	Construction	145,218.00
Afghanistan		Bratharan Dawlatyar Construction & Road	Construction	40,620.00
Afghanistan		Buildtech Engineering & Construction	Drainage work	36,631.30
Afghanistan		CARP FACTORY FAWAD BAKHSI	Construction	76,433.46
Afghanistan		CARP FACTORY FAWAD BAKHSI	Construction	57,007.27
Afghanistan		CINDERELLA GHBH CONSTRUCTION COMPANY	Construction	404,598.09
Afghanistan		CINDERELLA GHBH CONSTRUCTION COMPANY	Construction	394,772.64
Afghanistan		CINDERELLA GHBH CONSTRUCTION COMPANY	Construction	381,500.88
Afghanistan		CINDERELLA GHBH CONSTRUCTION COMPANY	Construction	282,448.78
Afghanistan		CINDERELLA GHBH CONSTRUCTION COMPANY	Construction	147,681.22
Afghanistan		DEMINEING AGENCY FOR AFGHANISTAN (DAFA)	Explosive ordnance disposal or mine clearing services	1,047,800.00
Afghanistan		DEMINEING AGENCY FOR AFGHANISTAN (DAFA)	Explosive ordnance disposal or mine clearing services	916,850.00
Afghanistan		DEMINEING AGENCY FOR AFGHANISTAN (DAFA)	Explosive ordnance disposal or mine clearing services	590,000.00
Afghanistan		DEMINEING AGENCY FOR AFGHANISTAN (DAFA)	Explosive ordnance disposal or mine clearing services	523,800.00
Afghanistan		DEMINEING AGENCY FOR AFGHANISTAN (DAFA)	Explosive ordnance disposal or mine clearing services	286,333.00
Afghanistan		DEMINEING AGENCY FOR AFGHANISTAN (DAFA)	Explosive ordnance disposal or mine clearing services	250,541.00
Afghanistan		DEMINEING AGENCY FOR AFGHANISTAN (DAFA)	Explosive ordnance disposal or mine clearing services	160,000.00
Afghanistan		DEMINEING AGENCY FOR AFGHANISTAN (DAFA)	Explosive ordnance disposal or mine clearing services	143,166.00
Afghanistan		Development & Ability Organization	Explosive ordnance disposal or mine clearing services	145,898.00
Afghanistan		Development & Ability Organization	Explosive ordnance disposal or mine clearing services	127,660.00
Afghanistan		Development & Ability Organization	Explosive ordnance disposal or mine clearing services	72,949.00
Afghanistan		Development & Ability Organization	Explosive ordnance disposal or mine clearing services	56,501.00
Afghanistan		ELYAS WAIS CON AND ROAD COMPANY	Construction	662,373.43
Afghanistan		ELYAS WAIS CON AND ROAD COMPANY	Construction	350,295.22
Afghanistan		ELYAS WAIS CON AND ROAD COMPANY	Construction	336,323.66
Afghanistan		ELYAS WAIS CON AND ROAD COMPANY	Construction	325,131.40
Afghanistan		ELYAS WAIS CON AND ROAD COMPANY	Construction	317,235.75
Afghanistan		ELYAS WAIS CON AND ROAD COMPANY	Construction	237,439.55
Afghanistan		ELYAS WAIS CON AND ROAD COMPANY	Construction	198,899.41
Afghanistan		ELYAS WAIS CON AND ROAD COMPANY	Construction	188,681.09
Afghanistan		ELYAS WAIS CON AND ROAD COMPANY	Construction	128,307.40
Afghanistan		ELYAS WAIS CON AND ROAD COMPANY	Construction	111,326.17
Afghanistan		ELYAS WAIS CON AND ROAD COMPANY	Construction	99,203.07
Afghanistan		ELYAS WAIS CON AND ROAD COMPANY	Construction	91,980.00
Afghanistan		ELYAS WAIS CON AND ROAD COMPANY	Construction	74,266.27
Afghanistan		ELYAS WAIS CON AND ROAD COMPANY	Construction	62,376.64
Afghanistan		ELYAS WAIS CON AND ROAD COMPANY	Construction	60,861.86
Afghanistan		ELYAS WAIS CON AND ROAD COMPANY	Construction	51,061.20
Afghanistan		ELYAS WAIS CON AND ROAD COMPANY	Construction	49,821.21
Afghanistan		Elyas Wais Construction & Road Company	Construction	102,118.82
Afghanistan		Elyas Wais Construction & Road Company	Construction	90,243.51
Afghanistan		Emran Miakhail Construction Co.	Construction	95,056.30
Afghanistan		Emran Miakhail Construction Co.	Construction	55,914.91
Afghanistan		Emran Miakhail Construction Co.	Road construction work	469,907.18
Afghanistan		Emran Miakhail Construction Co.	Road construction work	458,495.73
Afghanistan		Emran Miakhail Construction Co.	Road construction work	311,604.00
Afghanistan		Emran Miakhail Construction Co.	Road construction work	219,110.63
Afghanistan		Emran Miakhail Construction Co.	Road construction work	181,438.55
Afghanistan		Emran Miakhail Construction Co.	Road construction work	178,544.00
Afghanistan		Emran Miakhail Construction Co.	Road construction work	170,664.01
Afghanistan		Emran Miakhail Construction Co.	Road construction work	145,881.36
Afghanistan		Emran Miakhail Construction Co.	Road construction work	89,982.82
Afghanistan		FAISAL ZABIH ROAD&CONS COM LTD	Construction	35,126.00
Afghanistan		FARSHAD SAYEDKHILI CONSTRUCTION CO	Construction	159,071.90
Afghanistan		FARSHAD SAYEDKHILI CONSTRUCTION CO	Construction	50,086.39
Afghanistan		FARSHAD SAYEDKHILI CONSTRUCTION CO	Construction	32,066.92
Afghanistan		FCEC UIPROJECTS JV COMPANY	Construction	656,834.62
Afghanistan		FCEC UIPROJECTS JV COMPANY	Construction	620,888.58
Afghanistan		FCEC UIPROJECTS JV COMPANY	Construction	308,697.60
Afghanistan		FCEC UIPROJECTS JV COMPANY	Construction	244,138.11
Afghanistan		FCEC UIPROJECTS JV COMPANY	Construction	239,960.77
Afghanistan		Gama Construction Company	Community development	200,000.00
Afghanistan		Gama Construction Company	Community development	78,862.26
Afghanistan		Gazi Aminullah Logari Const. Co	Construction	78,750.00
Afghanistan		Gazi Aminullah Logari Const. Co	Construction	61,050.43
Afghanistan		Gazi Aminullah Logari Const. Co	Construction	59,547.41
Afghanistan		Gazi Aminullah Logari Const. Co	Construction	59,439.88
Afghanistan		German Global Consturction Company	Construction	598,290.00
Afghanistan		German Global Consturction Company	Construction	314,886.50
Afghanistan		German Global Consturction Company	Construction	49,930.00
Afghanistan		Global Services & Trade Inc	Construction	58,541.80
Afghanistan		GOLD MIND CONSTRUCTION LTD	Construction	174,875.20
Afghanistan		GOLD MIND CONSTRUCTION LTD	Construction	170,628.45
Afghanistan		GOLD MIND CONSTRUCTION LTD	Construction	96,169.88

Major Contracts for Services Placed by Agency During 2010 (Contracts of \$30,000 or more)

Agency	Location of contractor	Name of contractor	Description of services	Contract value USD
Afghanistan	UNOPS Continued	GOLD MIND CONSTRUCTION LTD	Construction	88,360.19
Afghanistan		GOLD MIND CONSTRUCTION LTD	Construction	74,110.00
Afghanistan		GOLD MIND CONSTRUCTION LTD	Construction	67,719.00
Afghanistan		GOLD MIND CONSTRUCTION LTD	Construction	45,803.79
Afghanistan		GOLD MIND CONSTRUCTION LTD	Construction	37,772.67
Afghanistan		GOLD MIND CONSTRUCTION LTD	Construction	30,143.82
Afghanistan		Hamid Hakim Construction Company	Community development	129,310.00
Afghanistan		Hamkar Construction Co.	Construction	127,527.60
Afghanistan		Hamkar Construction Co.	Construction	86,341.09
Afghanistan		Hamkar Construction Co.	Construction	81,127.31
Afghanistan		Hamkar Construction Co.	Construction	52,820.20
Afghanistan		Hamkar Construction Co.	Construction	44,962.45
Afghanistan		Hamkar Construction Co.	Construction	42,279.77
Afghanistan		Hashim Ghani Building & Road Const Co	Construction	30,960.78
Afghanistan		HERAT ZONE ELECTRICITY DEPARTMENT	Electricity distribution	104,189.43
Afghanistan		HERAT ZONE ELECTRICITY DEPARTMENT	Electricity distribution	61,111.12
Afghanistan		HOSHANIAR ROAD BUILDING CONSTRUCTION CO	Road construction work	46,080.00
Afghanistan		Ikram Safi Construction Company	Construction	850,450.00
Afghanistan		International Assistance Mission	Explosive ordnance disposal or mine clearing services	63,173.00
Afghanistan		INTERNATIONAL CONSTRUCTION MANAGEMENT	Construction	681,709.68
Afghanistan		INTERNATIONAL CONSTRUCTION MANAGEMENT	Construction	567,599.86
Afghanistan		INTERNATIONAL CONSTRUCTION MANAGEMENT	Construction	308,697.60
Afghanistan		INTERNATIONAL CONSTRUCTION MANAGEMENT	Construction	279,212.00
Afghanistan		INTERNATIONAL CONSTRUCTION MANAGEMENT	Construction services, other	317,880.78
Afghanistan		INTERSOS	Construction	39,097.80
Afghanistan		IO GLOBAL SERVICES PVT LTD	Satellite communications	75,000.00
Afghanistan		JAHAN CONSTRUCTION COMPANY	Construction	61,397.00
Afghanistan		JAHAN CONSTRUCTION COMPANY	Construction	60,311.48
Afghanistan		KABUL BEHSUD CONSTRUCTION COMPANY	Community development	38,566.00
Afghanistan		KABUL BEHSUD CONSTRUCTION COMPANY	Community development	34,257.00
Afghanistan		KABUL BEHSUD CONSTRUCTION COMPANY	Construction	423,540.36
Afghanistan		KABUL BEHSUD CONSTRUCTION COMPANY	Construction	409,267.33
Afghanistan		KABUL BEHSUD CONSTRUCTION COMPANY	Construction	399,328.49
Afghanistan		KABUL BEHSUD CONSTRUCTION COMPANY	Construction	102,182.28
Afghanistan		KABUL BEHSUD CONSTRUCTION COMPANY	Construction	77,897.00
Afghanistan		KHALID BELAL Road Construction Company	Construction	197,145.42
Afghanistan		KHALID BELAL Road Construction Company	Construction	171,282.00
Afghanistan		KHALID BELAL Road Construction Company	Construction	126,565.00
Afghanistan		KHALID BELAL Road Construction Company	Construction	69,079.00
Afghanistan		KHALID BELAL Road Construction Company	Construction	43,119.31
Afghanistan		KHALID BELAL Road Construction Company	Construction	38,873.00
Afghanistan		KHALID BELAL Road Construction Company	Construction	37,134.00
Afghanistan		KHALID BELAL Road Construction Company	Construction	34,832.36
Afghanistan		KHALID BELAL Road Construction Company	Construction	34,685.81
Afghanistan		KOOFAB PART1 COMMUNITY DEVELOPMENT COUCL	Construction	33,323.73
Afghanistan		KOREA AFG CONST.ROAD MAKING CO	Construction	331,038.89
Afghanistan		KOREA AFG CONST.ROAD MAKING CO	Construction	131,180.71
Afghanistan		KOREA AFG CONST.ROAD MAKING CO	Construction	65,874.00
Afghanistan		Kotwal Construction & Road Building Co	Construction	66,305.40
Afghanistan		Kotwal Construction & Road Building Co	Construction	54,992.70
Afghanistan		Kotwal Construction & Road Building Co	Construction	40,445.10
Afghanistan		Logan Construction & Road Making Co (A)	Drainage work	144,911.62
Afghanistan		Logan Construction & Road Making Co (A)	Drainage work	141,392.52
Afghanistan		Logan Construction & Road Making Co (A)	Drainage work	122,656.00
Afghanistan		Logan Construction & Road Making Co (A)	Drainage work	115,012.47
Afghanistan		Logan Construction & Road Making Co (A)	Drainage work	109,585.69
Afghanistan		Logan Construction & Road Making Co (A)	Drainage work	94,679.56
Afghanistan		Logan Construction & Road Making Co (A)	Drainage work	71,957.72
Afghanistan		Logan Construction & Road Making Co (A)	Drainage work	63,299.00
Afghanistan		Logan Construction & Road Making Co (A)	Drainage work	61,821.98
Afghanistan		Logan Construction & Road Making Co (A)	Drainage work	53,945.02
Afghanistan		Logan Construction & Road Making Co (A)	Drainage work	46,875.00
Afghanistan		Logan Construction & Road Making Co (A)	Drainage work	43,110.02
Afghanistan		Logan Construction & Road Making Co (A)	Drainage work	42,063.12
Afghanistan		LUQMAN ENGINEERING CONSTRUCTION COMPANY	Construction	317,619.00
Afghanistan		LUQMAN ENGINEERING CONSTRUCTION COMPANY	Construction	176,177.78
Afghanistan		LUQMAN ENGINEERING CONSTRUCTION COMPANY	Construction	78,461.83
Afghanistan		LUQMAN ENGINEERING CONSTRUCTION COMPANY	Construction	57,843.10
Afghanistan		LUQMAN ENGINEERING CONSTRUCTION COMPANY	Road construction work	51,265.41
Afghanistan		Mashal Const & Prod Materials Co	Construction	497,372.00
Afghanistan		Mashal Const & Prod Materials Co	Construction	268,033.00
Afghanistan		Mashal Const & Prod Materials Co	Construction	113,391.00
Afghanistan		Mashal Const & Prod Materials Co	Construction	85,694.00
Afghanistan		Mashal Const & Prod Materials Co	Construction	49,202.00
Afghanistan		Mashal Const & Prod Materials Co	Construction	40,630.00
Afghanistan		MERAJ CONSTRUCTION CO	Construction	63,046.00
Afghanistan		MERAJ CONSTRUCTION CO	Construction	61,932.63
Afghanistan		Mesag-e-Afghan Construction Company	Community development	65,599.35
Afghanistan		MINE CLEARANCE PLANNING AGENCY (AFGHAN	Explosive ordnance disposal or mine clearing services	1,642,400.00
Afghanistan		MINE CLEARANCE PLANNING AGENCY (AFGHAN	Explosive ordnance disposal or mine clearing services	1,437,100.00
Afghanistan		MINE CLEARANCE PLANNING AGENCY (AFGHAN	Explosive ordnance disposal or mine clearing services	821,200.00
Afghanistan		MINE CLEARANCE PLANNING AGENCY (AFGHAN	Explosive ordnance disposal or mine clearing services	615,900.00
Afghanistan		MINE CLEARANCE PLANNING AGENCY (AFGHAN	Explosive ordnance disposal or mine clearing services	357,809.00
Afghanistan		MINE CLEARANCE PLANNING AGENCY (AFGHAN	Explosive ordnance disposal or mine clearing services	339,606.00
Afghanistan		MINE CLEARANCE PLANNING AGENCY (AFGHAN	Explosive ordnance disposal or mine clearing services	313,960.00
Afghanistan		MINE CLEARANCE PLANNING AGENCY (AFGHAN	Explosive ordnance disposal or mine clearing services	313,082.00
Afghanistan		MINE CLEARANCE PLANNING AGENCY (AFGHAN	Explosive ordnance disposal or mine clearing services	271,684.00
Afghanistan		MINE CLEARANCE PLANNING AGENCY (AFGHAN	Explosive ordnance disposal or mine clearing services	267,640.00
Afghanistan		MINE CLEARANCE PLANNING AGENCY (AFGHAN	Explosive ordnance disposal or mine clearing services	243,000.00
Afghanistan		MINE CLEARANCE PLANNING AGENCY (AFGHAN	Explosive ordnance disposal or mine clearing services	178,904.00
Afghanistan		MINE DETECTION AND DOG CENTER	Explosive ordnance disposal or mine clearing services	786,400.00
Afghanistan		MINE DETECTION AND DOG CENTER	Explosive ordnance disposal or mine clearing services	688,100.00
Afghanistan		MINE DETECTION AND DOG CENTER	Explosive ordnance disposal or mine clearing services	393,200.00
Afghanistan		MINE DETECTION AND DOG CENTER	Explosive ordnance disposal or mine clearing services	303,000.00
Afghanistan		MINE DETECTION AND DOG CENTER	Explosive ordnance disposal or mine clearing services	281,700.00
Afghanistan		MINE DETECTION AND DOG CENTER	Explosive ordnance disposal or mine clearing services	188,800.00
Afghanistan		MINE DETECTION AND DOG CENTER	Explosive ordnance disposal or mine clearing services	165,200.00
Afghanistan		MINE DETECTION AND DOG CENTER	Explosive ordnance disposal or mine clearing services	130,000.00
Afghanistan		MINE DETECTION AND DOG CENTER	Explosive ordnance disposal or mine clearing services	110,000.00
Afghanistan		MINE DETECTION AND DOG CENTER	Explosive ordnance disposal or mine clearing services	101,830.00
Afghanistan		MINE DETECTION AND DOG CENTER	Explosive ordnance disposal or mine clearing services	94,400.00
Afghanistan		Minwais Ghous	Leasing or Rental Services	31,650.00
Afghanistan		Minwais Salihi Construction Company	Construction	49,817.23
Afghanistan		Minwais Salihi Construction Company	Construction	45,779.24
Afghanistan		Minwais Salihi Construction Company	Construction	39,326.36
Afghanistan		Mobile Mini Circus for Children	Explosive ordnance disposal or mine clearing services	42,600.00
Afghanistan		Mobile Mini Circus for Children	Explosive ordnance disposal or mine clearing services	42,600.00
Afghanistan		Mohammad Rasool	Construction	36,569.95
Afghanistan		Mohammad Saleem HELALI	Service Contracts - Individual	53,712.00
Afghanistan		Mustafa Ahmad Construction Company	Construction	38,715.61
Afghanistan		Muttahid Safi Construction Company	Construction	109,774.00
Afghanistan		Muttahid Safi Construction Company	Construction	80,700.00
Afghanistan		NAWEED BAKHSH CONST & RD BLD CO	Construction	136,738.64
Afghanistan		NAWEED BAKHSH CONST & RD BLD CO	Construction	115,685.39
Afghanistan		NAWEED BAKHSH CONST & RD BLD CO	Construction	99,757.00
Afghanistan		NAWEED BAKHSH CONST & RD BLD CO	Construction	82,516.86
Afghanistan		NAWEED BAKHSH CONST & RD BLD CO	Construction	68,500.00
Afghanistan		Nazeer Mayar Const Co Ltd	Construction	159,514.78
Afghanistan		Nazeer Mayar Const Co Ltd	Construction	65,484.75
Afghanistan		Nazeer Mayar Const Co Ltd	Construction	45,940.45

Major Contracts for Services Placed by Agency During 2010 (Contracts of \$30,000 or more)

Agency	Location of contractor	Name of contractor	Description of services	Contract value USD
Afghanistan	UNOPS Continued	NERO ENGINEERING & CONSTRUCTION CO	Construction	436,307.62
Afghanistan		NERO ENGINEERING & CONSTRUCTION CO	Construction	179,487.51
Afghanistan		NERO ENGINEERING & CONSTRUCTION CO	Construction	175,128.75
Afghanistan		NERO ENGINEERING & CONSTRUCTION CO	Construction	132,638.21
Afghanistan		NERO ENGINEERING & CONSTRUCTION CO	Construction	49,140.00
Afghanistan		NERO ENGINEERING & CONSTRUCTION CO	Construction	48,751.73
Afghanistan		NERO ENGINEERING & CONSTRUCTION CO	Construction	47,076.20
Afghanistan		NEW WORLD CONSTRUCTION PRODUCTION MAT CO	Construction	53,680.51
Afghanistan		NOOR Sharq C. Co.	Construction	1,250,768.00
Afghanistan		Noorzaie Brothers Construction Company	Construction	32,823.16
Afghanistan		Noorzaie Brothers Construction Company	Construction	32,475.70
Afghanistan		Noorzaie Brothers Construction Company	Construction	31,712.55
Afghanistan		Noorzaie Brothers Construction Company	Construction	31,531.07
Afghanistan		Noorzaie Brothers Construction Company	Construction: rural infrastructure	36,968.81
Afghanistan		OMAR-ORG. FOR MINE AWARENESS & AFGHAN	Explosive ordnance disposal or mine clearing services	1,857,316.00
Afghanistan		OMAR-ORG. FOR MINE AWARENESS & AFGHAN	Explosive ordnance disposal or mine clearing services	1,625,151.00
Afghanistan		OMAR-ORG. FOR MINE AWARENESS & AFGHAN	Explosive ordnance disposal or mine clearing services	928,658.00
Afghanistan		OMAR-ORG. FOR MINE AWARENESS & AFGHAN	Explosive ordnance disposal or mine clearing services	462,732.00
Afghanistan		OMAR-ORG. FOR MINE AWARENESS & AFGHAN	Explosive ordnance disposal or mine clearing services	430,000.00
Afghanistan		OMAR-ORG. FOR MINE AWARENESS & AFGHAN	Explosive ordnance disposal or mine clearing services	352,175.00
Afghanistan		OMAR-ORG. FOR MINE AWARENESS & AFGHAN	Explosive ordnance disposal or mine clearing services	299,198.00
Afghanistan		OMAR-ORG. FOR MINE AWARENESS & AFGHAN	Explosive ordnance disposal or mine clearing services	170,000.00
Afghanistan		OMAR-ORG. FOR MINE AWARENESS & AFGHAN	Explosive ordnance disposal or mine clearing services	54,726.00
Afghanistan		OMAR-ORG. FOR MINE AWARENESS & AFGHAN	Explosive ordnance disposal or mine clearing services	47,885.00
Afghanistan		OMAR-ORG. FOR MINE AWARENESS & AFGHAN	Explosive ordnance disposal or mine clearing services	33,915.00
Afghanistan		Omid Fardah Construction Co.	Construction	41,066.15
Afghanistan		Omid Fardah Construction Co.	Construction	39,299.37
Afghanistan		OMRAN SABZ CONS AND RECONCS CO	Construction	99,938.00
Afghanistan		OMRAN SABZ CONS AND RECONCS CO	Construction	59,883.78
Afghanistan		OMRAN SABZ CONS AND RECONCS CO	Construction	58,123.03
Afghanistan		OMRAN SABZ CONS AND RECONCS CO	Construction	49,560.61
Afghanistan		OMRAN SABZ CONS AND RECONCS CO	Construction	46,107.48
Afghanistan		OMRAN SABZ CONS AND RECONCS CO	Construction	44,025.75
Afghanistan		OMRAN SABZ CONS AND RECONCS CO	Construction	43,807.45
Afghanistan		OMRAN SABZ CONS AND RECONCS CO	Construction	41,409.47
Afghanistan		OMRAN SABZ CONS AND RECONCS CO	Construction	40,851.43
Afghanistan		OMRAN SABZ CONS AND RECONCS CO	Construction	35,309.29
Afghanistan		RAFA SAADAT CONSTRUCTION CO	Building construction, other	201,776.93
Afghanistan		RAHMAT SADAT CONS COMPANY	Construction	57,955.00
Afghanistan		RAHMAT SADAT CONSTRUCTION CO.	Construction	30,326.04
Afghanistan		RANA TECHNOLOGIES ENTERPRISES	Communication satellites	35,709.00
Afghanistan		RASIKH CONSTRUCTION CO	Construction	355,935.28
Afghanistan		RASIKH CONSTRUCTION CO	Construction	190,425.04
Afghanistan		RASIKH CONSTRUCTION CO	Construction	138,525.79
Afghanistan		RASIKH CONSTRUCTION CO	Construction	84,909.00
Afghanistan		REAL BUILDERS NET	Construction	68,488.18
Afghanistan		REAL BUILDERS NET	Construction	67,457.00
Afghanistan		REAL BUILDERS NET	Construction	67,263.95
Afghanistan		REAL BUILDERS NET	Construction	55,266.00
Afghanistan		REAL BUILDERS NET	Construction	45,748.55
Afghanistan		REAL BUILDERS NET	Construction	43,675.33
Afghanistan		REAL BUILDERS NET	Construction	43,000.00
Afghanistan		Reinforcement Const Co	Construction	60,425.07
Afghanistan		Reinforcement Const Co	Construction	60,036.53
Afghanistan		Reinforcement Const Co	Construction	34,607.71
Afghanistan		Rise Engineering Company	Soil testing and analysis	30,000.00
Afghanistan		Safae Building & Road Construction Co.	Road construction work	35,469.36
Afghanistan		SAFAEE BUILDING AND ROAD CONSTRUCTION CO	Construction	35,248.92
Afghanistan		SAFAEE BUILDING AND ROAD CONSTRUCTION CO	Construction	33,549.11
Afghanistan		SAFAT CONSTRUCTION COMPANY	Construction	42,574.13
Afghanistan		SAITA Afghanistan Construction Company	Construction	1,127,041.90
Afghanistan		SAITA Afghanistan Construction Company	Construction	795,372.92
Afghanistan		SAITA Afghanistan Construction Company	Construction	776,057.71
Afghanistan		SAITA Afghanistan Construction Company	Construction	740,143.78
Afghanistan		SAITA Afghanistan Construction Company	Construction	722,169.78
Afghanistan		SAITA Afghanistan Construction Company	Construction	428,777.42
Afghanistan		SAITA Afghanistan Construction Company	Construction	376,786.38
Afghanistan		Sanjar Construction & M.P.CO.LTD	Construction	105,151.15
Afghanistan		Sanjar Construction & M.P.CO.LTD	Construction	81,152.00
Afghanistan		Sanjar Construction & M.P.CO.LTD	Construction	63,011.00
Afghanistan		Sazandegan Road & Construction Co	Construction	86,778.86
Afghanistan		Sazandegan Road & Construction Co	Construction	39,684.00
Afghanistan		Sazandegan Road & Construction Co	Construction	31,977.60
Afghanistan		SHAMS AFGHAN CONSTRUCTION CO	Construction	151,703.83
Afghanistan		SHUJA AMEN BUILD & RD CONST CO	Construction	262,353.95
Afghanistan		SHUJA AMEN BUILD & RD CONST CO	Construction	250,850.80
Afghanistan		SHUJA AMEN BUILD & RD CONST CO	Construction	247,199.56
Afghanistan		SHUJA AMEN BUILD & RD CONST CO	Construction	241,196.45
Afghanistan		SHUJA AMEN BUILD & RD CONST CO	Construction	222,112.82
Afghanistan		SHUJA AMEN BUILD & RD CONST CO	Construction	214,366.86
Afghanistan		SHUJA AMEN BUILD & RD CONST CO	Construction	205,379.00
Afghanistan		SHUJA AMEN BUILD & RD CONST CO	Construction	191,750.93
Afghanistan		SHUJA AMEN BUILD & RD CONST CO	Construction	178,391.59
Afghanistan		SHUJA AMEN BUILD & RD CONST CO	Construction	147,147.42
Afghanistan		SHUJA AMEN BUILD & RD CONST CO	Construction	122,133.00
Afghanistan		SHUJA AMEN BUILD & RD CONST CO	Construction	111,148.80
Afghanistan		SHUJA AMEN BUILD & RD CONST CO	Construction	110,334.82
Afghanistan		SHUJA AMEN BUILD & RD CONST CO	Construction	66,869.82
Afghanistan		SHUJA AMEN BUILD & RD CONST CO	Construction	54,074.00
Afghanistan		TARAQI CONSTRUCTION CO. (T.C.C)	Construction	640,072.93
Afghanistan		TARAQI CONSTRUCTION CO. (T.C.C)	Construction	238,290.00
Afghanistan		TARAQI CONSTRUCTION CO. (T.C.C)	Construction	232,503.25
Afghanistan		TARAQI CONSTRUCTION CO. (T.C.C)	Construction	187,987.00
Afghanistan		TARAQI CONSTRUCTION CO. (T.C.C)	Construction	158,167.00
Afghanistan		TARAQI CONSTRUCTION CO. (T.C.C)	Construction	117,467.00
Afghanistan		TARAQI CONSTRUCTION CO. (T.C.C)	Construction	79,344.00
Afghanistan		TARAQI CONSTRUCTION CO. (T.C.C)	Construction	32,521.50
Afghanistan		TARAQI CONSTRUCTION CO. (T.C.C)	Construction	30,444.69
Afghanistan		TiiTACS IT	Internet/intranet based systems development	35,650.00
Afghanistan		UNDP AFGHANISTAN	Security Services	36,258.00
Afghanistan		UNITED NATIONS ASSISTANCE MISSION AFGHAN	Common Services - Premises	110,506.00
Afghanistan		UNITED NATIONS ASSISTANCE MISSION AFGHAN	Common Services - Premises	108,918.05
Afghanistan		UNITED NATIONS ASSISTANCE MISSION AFGHAN	Common Services - Premises	51,941.89
Afghanistan		UNITED NATIONS ASSISTANCE MISSION AFGHAN	Common Services - Premises	38,410.54
Afghanistan		UNITED NATIONS ASSISTANCE MISSION AFGHAN	Common Services - Premises	31,818.70
Afghanistan		UNITED NATIONS ASSISTANCE MISSION AFGHAN	Security Services	51,519.00
Afghanistan		WADAN CONSTRUCTION COMPANY	Construction	304,292.03
Afghanistan		WADAN CONSTRUCTION COMPANY	Construction	147,225.00
Afghanistan		WADAN CONSTRUCTION COMPANY	Construction	72,001.79
Afghanistan		WADAN CONSTRUCTION COMPANY	Construction	69,620.20
Afghanistan		WADAN CONSTRUCTION COMPANY	Construction	66,709.60
Afghanistan		WADAN CONSTRUCTION COMPANY	Construction	50,427.12
Afghanistan		WADAN CONSTRUCTION COMPANY	Construction	31,690.00
Afghanistan		WFP UNHAS	Air travel	40,000.00
Afghanistan		WOOR CONSTRUCTION COMPANY	Construction	159,749.30
Afghanistan		WOOR CONSTRUCTION COMPANY	Construction	140,141.00
Afghanistan		WOOR CONSTRUCTION COMPANY	Construction	65,324.00
Afghanistan		WOOR CONSTRUCTION COMPANY	Construction	49,108.00
Afghanistan		WOOR CONSTRUCTION COMPANY	Construction	47,403.02
Afghanistan		WOOR CONSTRUCTION COMPANY	Construction	46,251.86

Major Contracts for Services Placed by Agency During 2010 (Contracts of \$30,000 or more)

Agency	Name of contractor	Description of services	Contract value USD
UNOPS Continued			
Afghanistan	Yad Sideeq Construction Company	Construction	266,132.50
Afghanistan	YAQOQB MUHEBI TANK MANUFACTURING CO	Community development	34,901.00
Afghanistan	YAWAN PART2 COMMUNITY DEVELOPMENT COUNCIL	Construction	36,335.96
Afghanistan	YAWAN PART3 COMMUNITY DEVELOPMENT COUNCIL	Construction	36,335.96
Argentina	CASA DE MONEDA	Documentation	972,000.00
Argentina	DESCA TRANSISTEMAS SA	Construction	91,326.76
Argentina	DESCA TRANSISTEMAS SA	Operations Support	33,640.00
Argentina	Fundacion Torcuato Di Tella	Environmental Management	95,376.00
Argentina	INFOR GLOBAL (ARGENTINA) S.A.	Operations Support	31,777.00
Argentina	ITSG S.R.L.	Operations Support	30,347.84
Argentina	Nuevas Fronteras S.	Procurement Services	32,371.13
Argentina	ORGANIZACION COURIER ARGENTINA S.A.	Comprehensive Health Services	465,069.75
Argentina	ORGANIZACION COURIER ARGENTINA S.A.	Comprehensive Health Services	456,807.09
Argentina	Tala Construcciones S.A	Construction	1,348,260.07
Argentina	Tala Construcciones S.A	Construction	643,079.17
Argentina	Tala Construcciones S.A	Construction	231,322.52
Argentina	Tala Construcciones S.A	Construction	46,435.93
Argentina	Vidogar Construcciones S.A	Construction	410,462.25
Argentina	Vidogar Construcciones S.A	Construction	388,601.04
Argentina	Vidogar Construcciones S.A	Construction	361,001.53
Argentina	Vidogar Construcciones S.A	Construction	183,065.15
Argentina	Vidogar Construcciones S.A	Construction	168,460.51
Argentina	Vidogar Construcciones S.A	Construction	147,833.72
Argentina	Vidogar Construcciones S.A	Construction	93,829.12
Argentina	Vidogar Construcciones S.A	Construction	87,611.20
Argentina	Vidogar Construcciones S.A	Construction	81,463.09
Argentina	Vidogar Construcciones S.A	Construction	67,990.15
Argentina	Vidogar Construcciones S.A	Construction	41,848.11
Australia	CNRM Solutions PTY LTD	Procurement Services	33,178.50
Australia	SAACID Australia Incorporated	Service Contracts - Individual	746,108.00
Austria	International Commission for the	Environmental Management	100,000.00
Austria	International Commission for the	Environmental Management	100,000.00
Austria	International Commission for the	Procurement Services	100,000.00
Austria	Organization for Security and Cooperatio	Procurement Services	41,924.00
Bahamas	The Bahamas Environment Science and Tech	Environmental Management	255,600.15
Bahamas	The Bahamas Environment Science and Tech	Environmental Management	50,800.00
Bahrain	Arabian Gulf University	Regional Development	48,500.00
Bahrain	Unicom Graphics Wll	Regional Development	46,143.62
Bangladesh	Bangladesh Centre for advanced Studies	Environmental Management	67,120.00
Bangladesh	DUSHTHA SHASTHYA KENDRA (DSK)	Travel Service	30,000.00
Belgium	BA BTS SA	Air travel	265,731.06
Belgium	D-PRODUCTION SPRL	Printing; Publishing	34,146.52
Belgium	EURADA	Economic assistance	30,000.00
Belgium	EUROPEAN DATACOMM NV	Communication satellites	46,947.47
Belgium	EUROPEAN DATACOMM NV	Satellite communications	81,519.59
Belgium	EUROPEAN DATACOMM NV	Satellite communications	41,637.27
Belgium	REGUS BRUSSELS CENTRAL STATION	Leasing or Rental Services	74,499.39
Belize	Caribbean Regional Fisheries Mechanism	Environmental Management	100,000.00
Belize	Caribbean Regional Fisheries Mechanism	Environmental Management	81,016.00
Bhutan	Gross National Happiness Commission	Service Industries	50,000.00
Bolivia	Jenny Najera	Salaries	80,079.80
Bosnia and Herzegovina	Intern. Commission on Missing Persons	Social Conditions and Equity	306,867.93
Bosnia and Herzegovina	Intern. Commission on Missing Persons	Social Conditions and Equity	91,872.46
Botswana	SADC-DFRC	Project Management	75,000.00
Botswana	Travel Star	Travel	60,542.02
Botswana	Wellfield Consulting Services Pty Ltd	Environmental Management	248,827.97
Brazil	INSTITUTO SOCIEDADE, POP	Environmental Management	72,500.00
Brazil	INSTITUTO SOCIEDADE, POP	Environmental Management	48,750.00
Brazil	INSTITUTO SOCIEDADE, POP	Environmental Management	44,100.00
Burkina Faso	ARTISTES PRODUCTIONS	Environmental Management	52,497.80
Burkina Faso	UICN-Programme du Burkina Faso	Engineering Services	102,960.00
Burundi	Lake Tanganyika Authority	Environmental Management	59,975.00
Burundi	Lake Tanganyika Authority	Environmental Management	44,970.00
Burundi	Lake Tanganyika Authority	Travel Service	45,000.00
Burundi	Projet Cadre Intégré	Individual Consulting Service	93,200.00
Burundi	Projet Cadre Intégré	Individual Consulting Service	93,200.00
Cambodia	Ministry of Commerce - Department of	Individual Consulting Service	127,400.00
Cameroon	Cameroon Engineering SA	Construction	302,910.00
Cameroon	Cameroon Engineering SA	Construction	218,768.00
Cameroon	Cameroon Engineering SA	Construction	218,768.00
Cameroon	Cameroon Engineering SA	Construction	101,703.85
Cameroon	Cameroon Engineering SA	Engineering Services	286,084.00
Cameroon	Credit du Sahel	DSA International	95,980.36
Cameroon	Credit du Sahel	DSA International	30,713.16
Cameroon	Credit du Sahel	Travel	111,602.59
Cameroon	Credit du Sahel	Travel	40,494.37
Canada	Canadian Leaders in International Consul	Training	42,427.00
Canada	Daw Mar Lar THAN	Insurance: Pension Funds	500,000.00
Canada	Daw Mar Lar THAN	Insurance: Pension Funds	48,655.58
Canada	GEOTACTIC INC	Environmental impact assessment	44,862.00
Canada	Groupe Regis Cote Inc.	Office buildings design	196,262.68
Canada	SNC Lavalin International Inc.	Environmental Management	31,609.75
Canada	UNITED NATION UNIVERSITY - INWEH	Sectoral and Policy Studies	180,000.00
Cape Verde	MUNDISERVICOS SUCURSAL DE CABO VERDE	Auditing	99,200.00
Chile	LTS Language Translation Services	Culture	33,183.70
Chile	REVESTIMIENTOS SINTETICOS S.A.	Civil works rehabilitation	101,175.50
Chile	REVESTIMIENTOS SINTETICOS S.A.	Civil works rehabilitation	89,062.85
China	COWI A/S	Environmental Management	155,978.00
China	COWI Consulting (Beijing) Co., Ltd.	Environmental Management	155,978.00
China	First Institute of Oceanography	Environmental Management	48,874.00
China	First Institute of Oceanography	Environmental Management	39,535.00
China	GUOJIAHAIYANGHUANJINGYUBAOZHONGXIN	Environmental Management	47,419.00
China	Techcomp Limited	Taxation	60,679.35
China	Yellow Sea Fisheries Research Institute	Environmental Management	64,520.00
Colombia	CENTRO INTERNACIONAL DE AGRICULTURA TROP	Environmental Management	82,417.58
Colombia	Corporacion Osso	General Management Services	43,333.34
Colombia	IOCARIBE de IOC (UNESCO)	Common Services - Premises	51,500.00
Colombia	PNUD	Leasing or Rental Services	57,582.99
Comoros	Ministere de l'environnement	Environmental Management	74,234.00
Congo, DRC	ACOF	Construction	153,435.00
Congo, DRC	ACOF	Construction	152,800.00
Congo, DRC	ACOF	Construction	128,353.00
Congo, DRC	ACOF	Construction	125,553.00
Congo, DRC	ACOHYDRAM	Construction	30,291.04
Congo, DRC	ACTION REALISATION POUR LE DEVELOPPEMENT	Construction	33,372.00
Congo, DRC	ADECCO	Construction	90,374.00
Congo, DRC	ADECCO	Construction	89,299.00
Congo, DRC	ADECCO	Construction	88,155.00
Congo, DRC	ADGEP ONGD	Construction	34,362.77
Congo, DRC	ADRC	Construction	46,124.00
Congo, DRC	AEO	Construction	83,232.00
Congo, DRC	AEO	Construction	35,202.00
Congo, DRC	AFEDEM	Civil works rehabilitation	84,587.00
Congo, DRC	AFEDEM	Construction	76,129.00
Congo, DRC	AFRICANA EXPRESS	Hospital construction work	40,800.00
Congo, DRC	AGATUR ONG	Drainage work	49,499.00
Congo, DRC	AIC	Construction	131,285.00
Congo, DRC	ALEXIS BUNGUDI KAYAMBA	Leasing or Rental Services	78,000.00
Congo, DRC	ALEXIS BUNGUDI KAYAMBA	Office building rental	78,000.00
Congo, DRC	AMICOR	Civil works rehabilitation	500,000.00

Major Contracts for Services Placed by Agency During 2010 (Contracts of \$30,000 or more)

Agency	Location of contractor	Name of contractor	Description of services	Contract value USD
UNOPS Continued				
Congo, DRC		AMICOR	Civil works rehabilitation	67,674.00
Congo, DRC		AMICOR	Civil works rehabilitation	44,900.00
Congo, DRC		AMICOR	Construction	836,675.00
Congo, DRC		AMICOR	Construction	173,900.00
Congo, DRC		AMICOR	Construction	97,493.63
Congo, DRC		AMICOR	Construction	94,696.26
Congo, DRC		ARK Construct	Construction	115,398.00
Congo, DRC		ARK Construct	Construction	100,415.00
Congo, DRC		ARK Construct	Construction	97,859.45
Congo, DRC		ARTA Sprl	Construction	619,467.50
Congo, DRC		ARTA Sprl	Construction	136,800.13
Congo, DRC		ARTA Sprl	Construction	54,792.50
Congo, DRC		ATRACOGEC	Construction	81,865.00
Congo, DRC		ATRACOGEC	Construction	30,643.00
Congo, DRC		B.A.K SPRL	Construction	59,685.00
Congo, DRC		BAJAC CONSTRUCT	Construction	181,215.00
Congo, DRC		BAJAC CONSTRUCT	Construction	33,128.00
Congo, DRC		BECE	Construction	49,953.04
Congo, DRC		BECNK SPRL	Construction	148,000.00
Congo, DRC		BECNK SPRL	Construction	142,538.40
Congo, DRC		BECNK SPRL	Hospital construction work	137,329.25
Congo, DRC		BEGO CONGO	Construction	581,643.00
Congo, DRC		BEGO CONGO	Construction	411,948.00
Congo, DRC		BEGO CONGO	Construction	128,000.00
Congo, DRC		BEGO CONGO	Construction	123,010.00
Congo, DRC		BEGO CONGO	Construction	92,892.00
Congo, DRC		BEGO CONGO	Construction	92,400.00
Congo, DRC		BEGO CONGO	Construction	43,837.00
Congo, DRC		BENVILUBUMA IMBOR	Civil works rehabilitation	35,684.00
Congo, DRC		BENVILUBUMA IMBOR	Construction	78,405.30
Congo, DRC		BOBO CONSTRUCTION SPRL	Construction	47,733.49
Congo, DRC		BRIGADE DE GENIE RURAL "BGR"	Construction	46,614.00
Congo, DRC		BRPHA-B	Construction	83,308.88
Congo, DRC		BZ Construction	Construction	80,083.38
Congo, DRC		C.I.C	Construction	51,918.00
Congo, DRC		CAAP- TUJITEGEMEE	Civil works rehabilitation	39,853.00
Congo, DRC		CALYPSON	Construction	94,961.00
Congo, DRC		CALYPSON	Construction	85,920.90
Congo, DRC		Centre de Promotion des Technologies Rur	Construction	49,725.48
Congo, DRC		CIP	Construction	56,292.00
Congo, DRC		CIT	Construction	92,618.00
Congo, DRC		CITEDEC	Construction	33,052.00
Congo, DRC		COGEBAT SPRL	Construction	137,643.42
Congo, DRC		CPADRI	Construction	30,368.00
Congo, DRC		CRESTE ETS	Construction	45,993.00
Congo, DRC		DETA-CHRIST	Construction	95,408.00
Congo, DRC		DETA-CHRIST	Construction	85,443.00
Congo, DRC		DETA-CHRIST	Construction	68,377.70
Congo, DRC		ECOCOM	Construction	101,908.00
Congo, DRC		ECOCOM	Construction	98,767.80
Congo, DRC		ECOCOM	Construction	59,502.00
Congo, DRC		ECOT	Construction	46,391.50
Congo, DRC		ECOT	Hospital construction work	58,818.70
Congo, DRC		EGCEI	Construction	174,482.47
Congo, DRC		EMERAUDE SPRL	Construction	39,261.31
Congo, DRC		ENGINEERING NETWORK SPRL	Construction	127,452.35
Congo, DRC		ENRD Institute	Construction	51,810.00
Congo, DRC		ENRD Institute	Construction	36,983.00
Congo, DRC		ENTRECOZA	Construction	236,576.00
Congo, DRC		ENTRECOZA	Construction	95,340.00
Congo, DRC		ENTREPRISE CONGOLAISE DE GENIE CIVIL	Construction	79,875.00
Congo, DRC		ENTREPRISE CONGOLAISE DE GENIE CIVIL	Construction	66,896.00
Congo, DRC		Etra Im Congo	Construction	59,383.00
Congo, DRC		ETRABAT sprl	Construction	33,578.00
Congo, DRC		ETS CIT	Construction	92,618.00
Congo, DRC		ETS GLD	Construction	60,155.38
Congo, DRC		ETS GLD	Construction	43,569.97
Congo, DRC		ETS GLD	Construction	41,762.50
Congo, DRC		ETS GLD	Construction	40,242.22
Congo, DRC		ETS STATION MYMY	Construction	79,100.00
Congo, DRC		ETS. LUZOLO	Construction	101,903.00
Congo, DRC		FEDERATION DES ASSOCIATIONS PAYSANNES	Construction	32,294.00
Congo, DRC		FESSY	Construction	31,150.00
Congo, DRC		FULLCOM	Construction	262,500.00
Congo, DRC		FULLCOM	Construction	93,750.00
Congo, DRC		FULLCOM	Construction	52,261.63
Congo, DRC		GECOSEC	Construction	64,159.00
Congo, DRC		GECOSEC	Construction	51,536.00
Congo, DRC		GECT	Construction	66,484.00
Congo, DRC		GETRACO GENING SPRL	Construction	841,011.96
Congo, DRC		GILU TECHNOLOGIES	Construction	184,742.98
Congo, DRC		GILU TECHNOLOGIES	Construction	75,999.91
Congo, DRC		GILU TECHNOLOGIES	Construction	38,807.96
Congo, DRC		GILU TECHNOLOGIES	Hospital construction work	42,520.00
Congo, DRC		Ginki	Construction	85,000.00
Congo, DRC		Ginki	Construction	70,000.00
Congo, DRC		GRATRAD	Construction	39,137.00
Congo, DRC		GROJEDER	Construction	41,837.00
Congo, DRC		Groupe de Recherche d'Action pr l'Eco Dé	Construction	30,800.00
Congo, DRC		GROUPE D'ETUDES ET D'INTERVENTIONS	Construction	82,200.00
Congo, DRC		GROUPE JOMED	Construction	80,300.00
Congo, DRC		HDA	Civil works rehabilitation	32,739.00
Congo, DRC		HDA	Construction	95,200.00
Congo, DRC		HDA	Construction	55,928.00
Congo, DRC		HOUSE CONSTRUCTION SPRL	Construction	159,006.07
Congo, DRC		HYDROGEC SPRL	Construction	322,211.45
Congo, DRC		HYDROGEC SPRL	Construction	172,616.92
Congo, DRC		KLAROFF	Construction	45,600.00
Congo, DRC		LA GENERALE DES TRAVAUX DE CONSTRUCTION	Construction	104,243.00
Congo, DRC		LA PAIX	Construction	50,951.00
Congo, DRC		La Voix de la Nature	Construction	68,171.00
Congo, DRC		LABO NATIONAL DES TP/OFFICE DES ROUTES	Construction	64,261.00
Congo, DRC		LEC KANANGA	Construction	213,355.00
Congo, DRC		LOOK BETON	Construction	88,740.00
Congo, DRC		MADI	Construction	30,090.00
Congo, DRC		MAISON GOSHEN	Construction	66,697.06
Congo, DRC		MAISON GOSHEN	Construction	52,840.42
Congo, DRC		NOVEL CONSULT	Construction	57,924.00
Congo, DRC		NOVEL CONSULT	Hospital construction work	37,199.50
Congo, DRC		Observatoire Volcanologique de Goma	General Management Services	43,560.00
Congo, DRC		OFFICE DES ROUTES (Dept. Matériels)	Construction	97,836.00
Congo, DRC		ORATEC	Civil works rehabilitation	97,359.00
Congo, DRC		ORATEC	Construction	75,564.00
Congo, DRC		PLAMED	Construction	55,620.00
Congo, DRC		PPARRSA	Construction	31,460.00
Congo, DRC		PriceWaterHouseCoopers Sprl	Auditing	30,720.00
Congo, DRC		PROCOM	Hospital construction work	36,140.00
Congo, DRC		PROCOP	Construction	47,367.00
Congo, DRC		Programme Cadre Intégré renforcé	Service Industries	50,000.00
Congo, DRC		SCICO Sprl	Construction	192,742.00

Major Contracts for Services Placed by Agency During 2010 (Contracts of \$30,000 or more)

Agency	Location of contractor	Name of contractor	Description of services	Contract value USD
UNOPS Continued				
Congo, DRC		SCICO Sprl	Construction	96,403.55
Congo, DRC		SCICO Sprl	Construction	72,389.26
Congo, DRC		SERIC	Construction	57,360.85
Congo, DRC		SOCITE DES TRANSPORT&MESSAGERIES AU KIVU	Construction	414,700.00
Congo, DRC		SOCITE DES TRANSPORT&MESSAGERIES AU KIVU	Construction	81,000.00
Congo, DRC		SOCODET	Construction	272,701.00
Congo, DRC		SOCODET	Construction	80,994.00
Congo, DRC		SOCODET	Construction	68,346.00
Congo, DRC		SOGER Sprl	Construction	75,700.00
Congo, DRC		SOGERSTRA	Hospital construction work	36,895.50
Congo, DRC		STANBIC BANK CONGO	BANKING AND INVESTMENT	54,795.09
Congo, DRC		STGC SPRL	Construction	120,385.00
Congo, DRC		STGC SPRL	Construction	45,397.00
Congo, DRC		TEQUIERO CONSTRUCTION CONSTEQ	Construction	55,686.18
Congo, DRC		TL2- TSHUAPA LOMAMI LUALABA	Environmental Management	135,000.00
Congo, DRC		TL2- TSHUAPA LOMAMI LUALABA	Environmental Management	67,500.00
Congo, DRC		TL2- TSHUAPA LOMAMI LUALABA	Environmental Management	67,500.00
Congo, DRC		TRABAGEC S.p.r.l.	Construction	144,159.35
Congo, DRC		TRABAGEC S.p.r.l.	Construction	75,745.00
Congo, DRC		TRABAGEC S.p.r.l.	Construction	66,155.15
Congo, DRC		TRABAGEC S.p.r.l.	Construction	48,861.30
Congo, DRC		TTRCB CONGO SPRL	Construction	68,686.26
Congo, DRC		TTRCB CONGO SPRL	Construction	64,871.92
Congo, DRC		TTRCB CONGO SPRL	Construction	49,271.20
Congo, DRC		VAIPED	Construction	35,245.00
Congo, DRC		VIFRAN SPRL	Construction	81,959.36
Congo, DRC		YAMBO ETUDES	Construction	75,869.00
Costa Rica		CENTRO DE ESTUDIOS PARA EL DESARROLLO RU	Project evaluation	60,060.00
Costa Rica		GFA CONSULTING GROUP	Environmental Management	30,000.00
Costa Rica		GFA CONSULTING GROUP	Environmental Management	30,000.00
Costa Rica		PNUD RUTA V PROJECT 39748	Salaries	87,009.48
Costa Rica		PNUD RUTA V PROJECT 39748	Travel costs	100,871.00
Cote D'Ivoire		AJS SARL	Construction	67,202.07
Cote D'Ivoire		AJS SARL	Transport Operations	37,914.92
Cote D'Ivoire		ATLANTIQUE TELECOM CÔTE D IVOIRE	Telecommunications	84,482.17
Cote D'Ivoire		ELECTRONIC COMMUNICATION	Leasing or Rental Services	2,150,808.84
Cote D'Ivoire		ELECTRONIC COMMUNICATION	Leasing or Rental Services	621,982.13
Cote D'Ivoire		ELECTRONIC COMMUNICATION	Leasing or Rental Services	469,627.70
Cote D'Ivoire		ELECTRONIC COMMUNICATION	Leasing or Rental Services	376,136.22
Cote D'Ivoire		ELECTRONIC COMMUNICATION	Leasing or Rental Services	155,423.90
Cote D'Ivoire		ELECTRONIC COMMUNICATION	Transport Operations	110,499.70
Cote D'Ivoire		ELECTRONIC COMMUNICATION	Transport Operations	66,569.41
Cote D'Ivoire		ORGANISATION INTERNATIONALE DU TRAVAIL	Leasing or Rental Services	31,994.60
Cote D'Ivoire		ORGANISATION INTERNATIONALE DU TRAVAIL	Leasing or Rental Services	30,364.31
Cote D'Ivoire		PAPICI-TOPBULO	Hardware and/or software maintenance and repair	40,704.96
Cote D'Ivoire		PNUE/FEM Volta	Environmental Management	85,500.00
Cote D'Ivoire		REVUE D'IMPRIMERIE AFRICAINE	Communication and mass media, other	36,665.60
Cote D'Ivoire		SDV-SAGA CI	Transit	38,595.74
Cote D'Ivoire		UNIVERSAL TECHNOLOGY	Management advisory services	446,811.44
Cote D'Ivoire		UNIVERSAL TECHNOLOGY	Management consultants	3,968,726.26
Cuba		BAHIAS ALTAMENTE CONTAMINADAS DEL CARIBE	Payment	60,000.00
Cuba		PROYECTO IWCAM	Environmental Management	50,000.00
Czech Republic		Clovek v tisni, o.p.s	Training	49,248.00
Denmark		ADINA DENMARK APS	Conference organizing services	30,105.54
Denmark		Advizing IT Ltd	AIR TRANSPORT	38,395.90
Denmark		Bysted A/S	Graphic arts design and layout services	44,582.01
Denmark		COMWELL KLARSKOVGAARD A-S	Hotels	75,926.69
Denmark		DANISH DEMINING GROUP	Explosive ordnance disposal or mine clearing services	500,000.00
Denmark		DANISH DEMINING GROUP	Explosive ordnance disposal or mine clearing services	380,000.00
Denmark		DANISH DEMINING GROUP	Explosive ordnance disposal or mine clearing services	332,500.00
Denmark		DANISH DEMINING GROUP	Explosive ordnance disposal or mine clearing services	190,000.00
Denmark		DANISH DEMINING GROUP	Mine Action	345,652.00
Denmark		DHL GLOBAL FORWARDING/DHL DANZAS AIR	Airfreight transport	455,000.00
Denmark		DHL GLOBAL FORWARDING/DHL DANZAS AIR	Airfreight transport	272,622.00
Denmark		DHL GLOBAL FORWARDING/DHL DANZAS AIR	Airfreight transport	271,131.00
Denmark		DHL GLOBAL FORWARDING/DHL DANZAS AIR	Airfreight transport	261,624.00
Denmark		DHL GLOBAL FORWARDING/DHL DANZAS AIR	Airfreight transport	248,256.00
Denmark		DHL GLOBAL FORWARDING/DHL DANZAS AIR	Airfreight transport	200,330.00
Denmark		DHL GLOBAL FORWARDING/DHL DANZAS AIR	Airfreight transport	199,768.00
Denmark		DHL GLOBAL FORWARDING/DHL DANZAS AIR	Airfreight transport	191,602.00
Denmark		DHL GLOBAL FORWARDING/DHL DANZAS AIR	Airfreight transport	177,884.00
Denmark		DHL GLOBAL FORWARDING/DHL DANZAS AIR	Airfreight transport	171,782.00
Denmark		DHL GLOBAL FORWARDING/DHL DANZAS AIR	Airfreight transport	168,484.51
Denmark		DHL GLOBAL FORWARDING/DHL DANZAS AIR	Airfreight transport	165,233.00
Denmark		DHL GLOBAL FORWARDING/DHL DANZAS AIR	Airfreight transport	159,860.00
Denmark		DHL GLOBAL FORWARDING/DHL DANZAS AIR	Airfreight transport	120,795.00
Denmark		DHL GLOBAL FORWARDING/DHL DANZAS AIR	Airfreight transport	103,650.00
Denmark		DHL GLOBAL FORWARDING/DHL DANZAS AIR	Airfreight transport	83,433.68
Denmark		DHL GLOBAL FORWARDING/DHL DANZAS AIR	Airfreight transport	80,500.00
Denmark		DHL GLOBAL FORWARDING/DHL DANZAS AIR	Airfreight transport	78,890.00
Denmark		DHL GLOBAL FORWARDING/DHL DANZAS AIR	Airfreight transport	74,631.94
Denmark		DHL GLOBAL FORWARDING/DHL DANZAS AIR	Airfreight transport	74,189.89
Denmark		DHL GLOBAL FORWARDING/DHL DANZAS AIR	Airfreight transport	70,280.49
Denmark		DHL GLOBAL FORWARDING/DHL DANZAS AIR	Airfreight transport	70,280.49
Denmark		DHL GLOBAL FORWARDING/DHL DANZAS AIR	Airfreight transport	62,759.08
Denmark		DHL GLOBAL FORWARDING/DHL DANZAS AIR	Airfreight transport	61,200.00
Denmark		DHL GLOBAL FORWARDING/DHL DANZAS AIR	Airfreight transport	58,981.88
Denmark		DHL GLOBAL FORWARDING/DHL DANZAS AIR	Airfreight transport	58,672.95
Denmark		DHL GLOBAL FORWARDING/DHL DANZAS AIR	Airfreight transport	52,580.00
Denmark		DHL GLOBAL FORWARDING/DHL DANZAS AIR	Airfreight transport	49,473.49
Denmark		DHL GLOBAL FORWARDING/DHL DANZAS AIR	Airfreight transport	46,221.00
Denmark		DHL GLOBAL FORWARDING/DHL DANZAS AIR	Airfreight transport	46,122.45
Denmark		DHL GLOBAL FORWARDING/DHL DANZAS AIR	Airfreight transport	44,836.17
Denmark		DHL GLOBAL FORWARDING/DHL DANZAS AIR	Airfreight transport	43,990.00
Denmark		DHL GLOBAL FORWARDING/DHL DANZAS AIR	Airfreight transport	43,893.54
Denmark		DHL GLOBAL FORWARDING/DHL DANZAS AIR	Airfreight transport	43,472.41
Denmark		DHL GLOBAL FORWARDING/DHL DANZAS AIR	Airfreight transport	42,353.00
Denmark		DHL GLOBAL FORWARDING/DHL DANZAS AIR	Airfreight transport	41,714.00
Denmark		DHL GLOBAL FORWARDING/DHL DANZAS AIR	Airfreight transport	41,543.77
Denmark		DHL GLOBAL FORWARDING/DHL DANZAS AIR	Airfreight transport	38,962.63
Denmark		DHL GLOBAL FORWARDING/DHL DANZAS AIR	Airfreight transport	38,003.66
Denmark		DHL GLOBAL FORWARDING/DHL DANZAS AIR	Airfreight transport	37,944.95
Denmark		DHL GLOBAL FORWARDING/DHL DANZAS AIR	Airfreight transport	34,840.00
Denmark		DHL GLOBAL FORWARDING/DHL DANZAS AIR	Airfreight transport	33,940.14
Denmark		DHL GLOBAL FORWARDING/DHL DANZAS AIR	Airfreight transport	33,792.43
Denmark		DHL GLOBAL FORWARDING/DHL DANZAS AIR	Airfreight transport	33,029.69
Denmark		DHL GLOBAL FORWARDING/DHL DANZAS AIR	Airfreight transport	32,710.95
Denmark		DHL GLOBAL FORWARDING/DHL DANZAS AIR	Airfreight transport	30,820.45
Denmark		GEUS, GEOLOGICAL SURVEY OF DENMARK AND G	Environmental Management	184,342.50
Denmark		Intl Rehabilitation Council Torture Vic	Training	185,932.18
Denmark		KPMG - Denmark	Auditing	45,331.00
Denmark		KUEHNE & NAGEL A/S	Airfreight transport	96,656.00
Denmark		KUEHNE & NAGEL A/S	Airfreight transport	94,816.00
Denmark		KUEHNE & NAGEL A/S	Airfreight transport	84,393.95
Denmark		KUEHNE & NAGEL A/S	Airfreight transport	81,500.00
Denmark		KUEHNE & NAGEL A/S	Airfreight transport	79,946.00
Denmark		KUEHNE & NAGEL A/S	Airfreight transport	74,700.00
Denmark		KUEHNE & NAGEL A/S	Airfreight transport	64,580.00
Denmark		KUEHNE & NAGEL A/S	Airfreight transport	58,550.00
Denmark		KUEHNE & NAGEL A/S	Airfreight transport	57,043.00

Major Contracts for Services Placed by Agency During 2010 (Contracts of \$30,000 or more)

Agency	Location of contractor	Name of contractor	Description of services	Contract value USD
UNOPS Continued				
Denmark		KUEHNE & NAGEL A/S	Airfreight transport	53,752.80
Denmark		KUEHNE & NAGEL A/S	Airfreight transport	52,740.00
Denmark		KUEHNE & NAGEL A/S	Airfreight transport	51,880.06
Denmark		KUEHNE & NAGEL A/S	Airfreight transport	45,385.00
Denmark		KUEHNE & NAGEL A/S	Airfreight transport	45,061.00
Denmark		KUEHNE & NAGEL A/S	Airfreight transport	35,600.00
Denmark		KUEHNE & NAGEL A/S	Airfreight transport	32,437.76
Denmark		KUEHNE & NAGEL A/S	Freight forwarding - LTA UN WebBuy	713,351.00
Denmark		KUEHNE & NAGEL A/S	Freight forwarding - LTA UN WebBuy	339,368.36
Denmark		KUEHNE & NAGEL A/S	Freight forwarding - LTA UN WebBuy	213,736.92
Denmark		KUEHNE & NAGEL A/S	Freight forwarding - LTA UN WebBuy	150,755.21
Denmark		KUEHNE & NAGEL A/S	Freight forwarding - LTA UN WebBuy	177,069.59
Denmark		KUEHNE & NAGEL A/S	Freight forwarding - LTA UN WebBuy	73,800.00
Denmark		KUEHNE & NAGEL A/S	Freight forwarding - LTA UN WebBuy	59,289.28
Denmark		KUEHNE & NAGEL A/S	Freight forwarding - LTA UN WebBuy	49,320.00
Denmark		KUEHNE & NAGEL A/S	Freight forwarding - LTA UN WebBuy	45,711.01
Denmark		KUEHNE & NAGEL A/S	Freight forwarding - LTA UN WebBuy	43,961.07
Denmark		KUEHNE & NAGEL A/S	Freight forwarding - LTA UN WebBuy	43,922.14
Denmark		KUEHNE & NAGEL A/S	Freight forwarding - LTA UN WebBuy	35,378.92
Denmark		KUEHNE & NAGEL A/S	Freight rates - LTA UN WebBuy	187,297.26
Denmark		KUEHNE & NAGEL A/S	Freight rates - LTA UN WebBuy	69,972.92
Denmark		KUEHNE & NAGEL A/S	Freight rates - LTA UN WebBuy	61,371.60
Denmark		KUEHNE & NAGEL A/S	Freight rates - LTA UN WebBuy	58,860.00
Denmark		KUEHNE & NAGEL A/S	Freight rates - LTA UN WebBuy	57,510.00
Denmark		KUEHNE & NAGEL A/S	Freight rates - LTA UN WebBuy	56,360.00
Denmark		KUEHNE & NAGEL A/S	Freight rates - LTA UN WebBuy	54,431.08
Denmark		KUEHNE & NAGEL A/S	Freight rates - LTA UN WebBuy	50,400.00
Denmark		KUEHNE & NAGEL A/S	Freight rates - LTA UN WebBuy	46,764.46
Denmark		KUEHNE & NAGEL A/S	Freight rates - LTA UN WebBuy	46,387.03
Denmark		KUEHNE & NAGEL A/S	Freight rates - LTA UN WebBuy	44,880.00
Denmark		KUEHNE & NAGEL A/S	Freight rates - LTA UN WebBuy	44,682.99
Denmark		KUEHNE & NAGEL A/S	Maritime transport - LTA UN WebBuy	38,510.00
Denmark		KUEHNE & NAGEL A/S	Sea freight transport - LTA UN WebBuy	946,720.00
Denmark		KUEHNE & NAGEL A/S	Sea freight transport - LTA UN WebBuy	41,081.79
Denmark		KUEHNE & NAGEL A/S	Sea freight transport - LTA UN WebBuy	39,512.67
Denmark		Net Travel Service A/S	Environmental Management	64,064.34
Denmark		SCAN GLOBAL LOGISTICS A/S	Airfreight transport	31,786.12
Denmark		SCAN GLOBAL LOGISTICS A/S	Airfreight transport	31,072.00
Denmark		SCAN GLOBAL LOGISTICS A/S	Freight forwarding - LTA UN WebBuy	360,856.76
Denmark		VEJLE REJSER	Travel Service	56,300.44
Denmark		VEJLE REJSER	Travel Service	41,843.80
Denmark		VEJLE REJSER	Travel Service	41,541.55
Denmark		WHO - WORLD HEALTH ORGANIZATION	Environmental and health aspects of water development adviso	75,625.00
Dominican Republic		Secotr Envir. & Natural Resources SEMARN	Environmental Management	83,655.88
Egypt		American Express for Travle	Travel	44,713.94
Egypt		ARAB OFFICE FOR YOUTH AND ENVIRONMENT	Environmental Management	49,026.00
Egypt		CEDARE	Travel Service	61,075.00
Egypt		Emeco Travel	Conference organizing services	41,172.00
Egypt		Helnan Palestine Hotel	Conference organizing services	31,720.00
Egypt		Ipsos Egypt	Other Natural Resources Survey	48,950.00
Egypt		Thomas Cook Egypt	Regional Development	147,842.87
Egypt		Thomas Cook Egypt	Regional Development	113,453.45
Egypt		Thomas Cook Egypt	Regional Development	77,055.00
Egypt		Toug Trading and Engineering Co	Construction	161,607.02
Egypt		Toug Trading and Engineering Co	Construction	58,447.80
El Salvador		CENTRO AGRONOMICO TROPICAL DE INVESTIGAC	Environmental Management	89,214.29
El Salvador		Secretaria General SICA/OSPESCA	Environmental Management	104,000.00
Ethiopia		Arsi Bale Rural Development Project	Project Management	45,316.00
Ethiopia		Automotive Manufacturing Co. of Ethiopia	Vehicle maintenance and repair	105,409.57
Ethiopia		Black Stars Investments Group Co. Ltd	Construction	1,360,835.10
Ethiopia		Black Stars Investments Group Co. Ltd	Construction	133,650.00
Ethiopia		Black Stars Investments Group Co. Ltd	Construction	114,780.00
Ethiopia		Black Stars Investments Group Co. Ltd	Construction	84,965.31
Ethiopia		Black Stars Investments Group Co. Ltd	Office buildings construction	83,499.00
Ethiopia		NYG CONSTRUCTION LIMITED	Construction	887,594.50
Ethiopia		Tana Engineering PLC	Vehicle maintenance and repair	71,272.57
France		Architectes de l'urgence	Engineering Services	32,000.00
France		HANDICAP INTERNATIONAL	Explosive ordnance disposal or mine clearing services	154,598.00
France		HANDICAP INTERNATIONAL	Explosive ordnance disposal or mine clearing services	137,608.00
France		HANDICAP INTERNATIONAL	Explosive ordnance disposal or mine clearing services	129,416.00
France		HANDICAP INTERNATIONAL	Explosive ordnance disposal or mine clearing services	78,700.00
France		IBRD -INT'L BANK FOR RECONSTRUCTION	Individual Consulting Service	165,000.00
France		IBRD -INT'L BANK FOR RECONSTRUCTION	Individual Consulting Service	112,268.00
France		IBRD -INT'L BANK FOR RECONSTRUCTION	Individual Consulting Service	55,000.00
France		IBRD -INT'L BANK FOR RECONSTRUCTION	Trade promotion, other	120,000.00
France		IBRD -INT'L BANK FOR RECONSTRUCTION	Trade promotion, other	80,000.00
France		International Council for Science	Procurement Services	30,000.00
France		LEHWOOD ETOILE SAS / LE MERIDIEN HOTEL	Conference organizing services	31,512.61
France		Otiwarongo Consulting	Communications and Mass Media	78,904.00
France		Paprika	Procurement Services	47,421.70
France		StatPlanet - VAN CAPPELLE	Procurement Services	68,480.00
Gambia		Ministry of Trade, Industry and EMPL	Individual Consulting Service	35,200.00
Gambia		SATGURU TRAVEL & TOURS SERVICES	Travel costs	39,230.00
Gambia		SPECIAL PROJECT/ DEPT. PARKS & WILDLIFE	General Management Services	39,580.00
Germany		InVEnt Internationale Weiterbildung	Environmental Management	124,000.00
Germany		Karl Storz GmbH & Co. KG	Taxation	438,847.60
Germany		Karl Storz GmbH & Co. KG	Taxation	415,724.20
Germany		Oekometric GmbH	Environmental Management	120,000.00
Germany		Transparency International e. V	Project Management	48,000.00
Germany		Transparency International e. V	Project Management	30,000.00
Germany		Transparency International e. V	Trade Related Services; Other	72,000.00
Ghana		WRC-GEF VOLTA - USD FGN	Environmental Management	57,500.00
Guatemala		ARQUITECTOS ASESORES, S.A.	Construction	309,679.97
Guatemala		CONSTRUCCIONES Y CONSULTORIA, S.A.	Construction	6,128,443.34
Guatemala		CONSTRUCCIONES Y CONSULTORIA, S.A.	Construction	911,135.61
Guatemala		CONSTRUCCIONES Y CONSULTORIA, S.A.	Construction	234,164.82
Guatemala		CONSTRUCCIONES Y CONSULTORIA, S.A.	Construction	220,847.45
Guatemala		CONSTRUCCIONES Y CONSULTORIA, S.A.	Construction	187,601.69
Guatemala		CONSTRUCCIONES Y CONSULTORIA, S.A.	Construction	177,267.52
Guatemala		CONSTRUCCIONES Y CONSULTORIA, S.A.	Construction	130,038.50
Guatemala		CONSTRUCCIONES Y CONSULTORIA, S.A.	Construction	126,522.74
Guatemala		CONSTRUCCIONES Y CONSULTORIA, S.A.	Construction	91,014.03
Guatemala		CONSTRUCCIONES Y CONSULTORIA, S.A.	Construction	83,821.31
Guatemala		CONSTRUCCIONES Y CONSULTORIA, S.A.	Construction	69,329.79
Guatemala		CONSTRUCCIONES Y CONSULTORIA, S.A.	Construction	53,596.32
Guatemala		INGENIERIA INTEGRAL	Construction	265,105.77
Guatemala		INGENIERIA INTEGRAL	Construction	51,036.03
Guatemala		METRO CONSTRUCCIONES, S.A.	Construction	67,206.98
Guatemala		METRO CONSTRUCCIONES, S.A.	Construction	60,096.27
Guatemala		METRO CONSTRUCCIONES, S.A.	Construction	44,708.61
Guatemala		METRO CONSTRUCCIONES, S.A.	Construction	39,476.84
Guatemala		MOTICSA	Construction	112,535.57
Guatemala		MOTICSA	Construction	30,999.32
Guatemala		NFC de Centroamerica, S.A.	Construction	297,491.65
Guatemala		NFC de Centroamerica, S.A.	Construction	285,270.84
Guatemala		NFC de Centroamerica, S.A.	Construction	241,785.60
Guatemala		NFC de Centroamerica, S.A.	Construction	177,064.30
Guatemala		NFC de Centroamerica, S.A.	Construction	175,015.89
Guatemala		NFC de Centroamerica, S.A.	Construction	103,783.91
Guatemala		NFC de Centroamerica, S.A.	Construction	90,341.39

Major Contracts for Services Placed by Agency During 2010 (Contracts of \$30,000 or more)

Agency	Location of contractor	Name of contractor	Description of services	Contract value USD
UNOPS Continued				
Guinea		NOVOTEL HOTELS	Leasing or Rental Services	259,578.22
Guinea		NOVOTEL HOTELS	Leasing or Rental Services	221,233.04
Guinea		NOVOTEL HOTELS	Leasing or Rental Services	175,406.29
Guinea		NOVOTEL HOTELS	Leasing or Rental Services	91,238.10
Guinea		WFP - GUINEE, OFFICE IN GUINEA	Air charter services	33,753.00
Guinea-Bissau		ENAFUR	Salaries	79,591.84
Guinea-Bissau		JOMO Lda	Construction	519,332.48
Guinea-Bissau		SEBASTIJAN Lda	Service Contracts - Individual	327,505.77
Haiti		CIVIL DESIGN & CONSTRUCTION	Topographic surveying	45,000.00
Haiti		Compagnie Haitienne de Location(EUROPCAR	Rental services for construction equipment (equipment pools)	33,000.00
Haiti		Compagnie Haitienne de Location(EUROPCAR	Vehicle rental	30,000.00
Haiti		Focus Multi Services	Vehicle rental	40,000.00
Haiti		G B DESIGN	Building construction, other	35,041.40
Haiti		JEAN ROBERT WAWA / ATMORE INTERNATIONAL	Residence rental	42,000.00
Haiti		National Transport Services	Service Industries	91,770.00
Haiti		National Transport Services	Transportation organisation, funding and programming	30,700.00
Haiti		National Transport Services	Vehicle rental	81,280.00
Haiti		National Transport Services	Vehicle rental	76,325.00
Haiti		POLYTECH ENTREPRISE	Institutional strengthening/restructuring	40,000.00
Haiti		Professional Security Services S.A	Security Services	194,400.00
Haiti		Rena's Rent A Car	Leasing or Rental Services	85,000.00
Haiti		Rena's Rent A Car	Vehicle rental	59,600.00
Haiti		Rentco	Vehicle rental	75,000.00
Haiti		RHT Plaza	Vehicle rental	69,250.00
Haiti		SOCOPROSA	Vehicle maintenance and repair	30,400.00
Haiti		SODEC INTERNATIONAL	Cleaning services	50,888.85
Haiti		SODEC INTERNATIONAL	Cleaning services	50,888.84
Haiti		Transport a la minute	Vehicle rental	128,945.00
Haiti		UNIGESTION HOLDINGS S.A.	Mobile communication services	46,257.33
Hungary		Regional Environmental Center	Procurement Services	342,025.00
India		Arbro Pharmaceuticals Ltd. (Analytical)	Inspection and testing of equipment	30,355.45
India		Arbro Pharmaceuticals Ltd. (Analytical)	Laboratory testing	40,527.03
India		CARLSON WAGONLIT TRAVEL	Travel	37,944.49
India		CENTRE FOR ENVIRONMENT EDUCATION	Environmental Management	49,127.00
India		CENTRE FOR ENVIRONMENT EDUCATION	Environmental Management	38,110.00
India		Director NIMR Delhi	Laboratory testing	43,243.24
India		Force Motors Ltd.	Taxation	270,804.14
India		HOSPIMAX	Taxation	46,494.98
India		Hotel Woodstock	Leasing or Rental Services	250,803.87
India		Hotel Woodstock	Leasing or Rental Services	83,547.32
India		INBIOS INDIA	Taxation	31,713.83
India		INSTITUTE OF POST GRADUATE MEDICAL EDUCA	Service Industries	66,004.49
India		ITL Labs Pvt. Ltd.	Inspection and testing of equipment	32,859.42
India		JCBL LIMITED	Taxation	1,036,385.60
India		LOCHAN&CO	Auditing	78,405.20
India		Lupin Limited	Taxation	71,900.26
India		Lupin Limited	Taxation	66,369.47
India		M/s Toshbro Medicals Pvt. Ltd.	Taxation	31,364.67
India		MAA TARINI TOUR & TRAVELS	Travel Service	300,000.00
India		Mactec Services	Office maintenance and repair	77,170.41
India		MANCHANDA MEDICOS	Taxation	48,563.41
India		National AIDS Research Institute, Pune	Inspection and testing of equipment	43,236.29
India		National Power Training Institute	Management Training	192,286.65
India		Parenteral Drugs (India) Ltd	Taxation	167,501.21
India		Parenteral Drugs (India) Ltd	Taxation	144,621.14
India		Parenteral Drugs (India) Ltd	Taxation	137,096.84
India		Remi Elektrotechnik Limited	Taxation	249,986.25
India		Sarvatra Technical Consultants (Pvt.) Lt	Management Training	59,100.00
India		SGS INDIA PRIVATE LIMITED	Materials inspection	230,855.86
India		SHARAD ADVERTISING PRIVATE LTD	Advertising	56,205.79
India		Span Diagnostics Ltd	Taxation	75,621.53
India		Span Diagnostics Ltd	Taxation	44,062.14
India		Strides Arcolab Limited	Taxation	176,069.91
India		Strides Arcolab Limited	Taxation	165,655.11
India		Tata Motors Limited	Taxation	145,370.14
India		TERUMO PENPOL Limited	Taxation	76,113.86
India		UNICURE (INDIA) PVT. LTD.	Taxation	57,924.57
India		UNICURE (INDIA) PVT. LTD.	Taxation	44,366.48
India		VIVEK PHARMACHEM (INDIA) LTD.	Taxation	55,761.41
India		YAYASAN BINA USAHA LINGKUNGAN	Environmental Management	48,072.00
India		YAYASAN BINA USAHA LINGKUNGAN	Environmental Management	39,278.00
Indonesia		BADAN LINGKUNGAN HIDUP (ICM)	Environmental Management	43,520.00
Indonesia		Ministry of Environment of Indonesia	Environmental Management	98,820.00
Indonesia		PT Multi Pilar Indah Jaya	Construction	144,131.97
Indonesia		PT. Multi Putra Inti	Construction	33,902.09
Indonesia		Pusat Penelitian OSEANOGRAFI-LIPI	Environmental Management	138,778.00
Iran (Islamic Republic Of)		Iranian Fisheries Research Organization	Environmental Management	95,000.00
Iran (Islamic Republic Of)		Iranian Fisheries Research Organization	Environmental Management	90,000.00
Iran (Islamic Republic Of)		Iranian Fisheries Research Organization	Environmental Management	72,000.00
Iran (Islamic Republic Of)		Iranian Fisheries Research Organization	Environmental Management	33,500.00
Iraq		Al-Mesalla For Human Resource Developmen	Management Training	191,415.20
Iraq		AlWand Company	Construction	149,839.00
Iraq		Bahjat Al Fuad Rehabilitation centre	Human rights advancement	360,000.00
Iraq		Blue Hackle Middle East	Security Services	307,400.00
Iraq		Blue Hackle Middle East	Security Services	305,000.00
Iraq		Blue Hackle Middle East	Security Services	156,200.00
Iraq		Blue Hackle Middle East	Security Services	74,065.00
Iraq		Dleen Company	Construction	159,950.00
Iraq		Dubai for General Contracting & Co. Ltd	Construction	166,547.70
Iraq		Dubai for General Contracting & Co. Ltd	Construction	165,100.90
Iraq		Insan Iraqi Society	Management Training	483,833.23
Iraq		Insan Iraqi Society	Management Training	51,949.47
Iraq		Kirkuk Center for Torture Victims	Training, other	269,714.29
Iraq		Kirkuk Center for Torture Victims	Training, other	136,455.16
Iraq		Salar Company	Construction	157,663.00
Iraq		The Independent High Electoral Commissio	Training	64,593.34
Iraq		The Independent High Electoral Commissio	Training	35,371.60
Israel		Achim 6 for Construction LTD	Civil works rehabilitation	383,061.87
Israel		Breeze creative	Communications and Mass Media	42,557.00
Israel		MOSA & LINA HALBI	Leasing or Rental Services	56,000.00
Israel		Najeeb Bros for Engineering & contracts	Street lighting	183,752.60
Israel		ORANGE	Mobile communication services	39,516.96
Italy		AGMIN ITALY S.r.l.	Trucking	65,200.00
Italy		AGMIN ITALY S.r.l.	Trucking	65,200.00
Italy		Dep. of Econ. Rural & Agrofood Science	Research and Development	30,144.17
Italy		Edilbono S.R.L.	Construction	113,133.94
Italy		Edilbono S.R.L.	Construction	86,553.25
Italy		Edilbono S.R.L.	Construction services,	250,000.00
Italy		Food and Agriculture Organization	Leasing or Rental Services	44,869.37
Italy		ILO INTERNATIONAL TRAINING CENTRE	Management Training	47,500.00
Italy		INTERNATIONAL TRAINING CENTRE OF THE ILO	Training	54,778.51
Italy		LAZIOSANITA - AGENZIA DI SANITA PUBBLICA	Public Administration	31,501.83
Italy		Marina GULLO	Human Resources Management	51,494.17
Italy		Mercedes-Benz Roma SpA	Procurement Services	36,135.07
Italy		No Peace Without Justice	Rural Development	618,645.66
Italy		World Food Programme Rome, Italy	Air Transport	39,000.00
Jamaica		National Environment & Planning Agency	Environmental Management	46,165.20
Japan		TOYOTA MOTOR CORP/ECO-INSTITUTE	Environmental Management	38,500.00
Japan		TOYOTA MOTOR CORPORATION (JAPAN)	Sea freight transport	33,419.10
Jordan		Al Munshed Trade Company	Construction	667,214.85

Major Contracts for Services Placed by Agency During 2010 (Contracts of \$30,000 or more)

Agency	Name of contractor	Description of services	Contract value USD
UNOPS Continued			
Jordan	Al Munshed Trade Company	Construction	103,014.31
Jordan	Al Munshed Trade Company	Construction	58,609.60
Jordan	Al Munshed Trade Company	Human rights advancement	187,968.94
Jordan	Al Munshed Trade Company	Management Training	442,852.55
Jordan	Al Munshed Trade Company	Management Training	124,074.10
Jordan	Al Munshed Trade Company	Rural Development	41,627.84
Jordan	Al Munshed Trade Company	Rural Development	41,481.40
Jordan	Al Munshed Trade Company	Rural Development	35,806.51
Jordan	Al Munshed Trade Company	Rural Development	35,728.73
Jordan	Al Munshed Trade Company	Rural Development	33,965.76
Jordan	Al Munshed Trade Company	Rural Development	32,158.55
Jordan	Al Munshed Trade Company	Training	51,095.10
Jordan	Al Munshed Trade Company	Training	49,894.02
Jordan	Al Munshed Trade Company	Training	46,635.55
Jordan	Al Munshed Trade Company	Training	41,518.01
Jordan	Al Munshed Trade Company	Training	30,461.18
Jordan	Al Munshed Trade Company	Training	30,409.31
Jordan	Al Munshed Trade Company	Training	30,168.28
Jordan	Amman Center for Human Rights Studies	Training	947,790.00
Jordan	Darat Consultancy	Management Training	98,132.77
Jordan	Friedrich-Ebert-Stiftung	Training	947,840.40
Jordan	IOM Iraq	Training	1,000,000.00
Jordan	Le Royal Amman	Conference organizing services	49,474.00
Jordan	Nidal, Ishaq, and Ziad Hijazin	Common Services - Premises	162,429.38
Jordan	Plaza Holidays	Air travel	127,508.58
Jordan	Plaza Holidays	Training	55,687.85
Jordan	Plaza Holidays	Travel	155,516.17
Jordan	Plaza Holidays	Travel	108,116.45
Jordan	Plaza Holidays	Travel	89,842.24
Jordan	Plaza Holidays	Travel	45,397.33
Jordan	Plaza Holidays	Travel	45,000.00
Jordan	PRICEWATERHOUSECOOPERS "JORDAN"	Auditing	39,700.20
Jordan	PRICEWATERHOUSECOOPERS "JORDAN"	General Management Services	261,852.00
Jordan	PRICEWATERHOUSECOOPERS "JORDAN"	General Management Services	261,852.00
Jordan	PRICEWATERHOUSECOOPERS "JORDAN"	Lessons learned exercise in Iraq	880,000.00
Jordan	Stars Orbit Consultants and Management	Training	47,248.32
Jordan	The National Centre for Human Rights	Regional Development	62,749.99
Jordan	Wael Ibrahim Arqawi	Common Services - Premises	38,135.59
Kazakhstan	YLT TAGDYRY-ASTANA	Environmental Management	41,000.00
Kenya	A I Kanyare	Construction	60,601.84
Kenya	ACHARYA TRAVEL AGENCIES LTD	Travel	83,178.40
Kenya	ACHARYA TRAVEL AGENCIES LTD	Travel	51,584.00
Kenya	ACHARYA TRAVEL AGENCIES LTD	Travel	42,641.10
Kenya	ACHARYA TRAVEL AGENCIES LTD	Travel	36,519.00
Kenya	ACHARYA TRAVEL AGENCIES LTD	Travel	35,750.00
Kenya	BANK OF AFRICA KENYA LIMITED	DSA Meeting Participants	180,219.00
Kenya	Bzed Limited	Transport Operations	34,334.87
Kenya	Capital Base Ltd	Construction	147,225.50
Kenya	Capital Base Ltd	Construction	85,542.00
Kenya	Capital Base Ltd	Construction	69,991.50
Kenya	Civicon Limited	Construction	1,062,764.48
Kenya	Civicon Limited	Construction	477,130.00
Kenya	Civicon Limited	Construction	459,173.03
Kenya	Civicon Limited	Construction	78,366.52
Kenya	Civicon Limited	Construction contractor, roads	2,929,097.00
Kenya	Civicon Limited	Construction contractor, roads	2,915,349.58
Kenya	Civicon Limited	Construction contractor, roads	476,410.34
Kenya	Civicon Limited	Construction services,	259,329.93
Kenya	DAHABSHIIL MONEY TRANSFER AGENCY.	Bank rates	39,554.88
Kenya	DAHABSHIIL MONEY TRANSFER AGENCY.	Construction	251,950.23
Kenya	DAHABSHIIL MONEY TRANSFER AGENCY.	Construction	126,615.67
Kenya	DAHABSHIIL MONEY TRANSFER AGENCY.	Construction	83,756.53
Kenya	DAHABSHIIL MONEY TRANSFER AGENCY.	Construction	62,867.20
Kenya	DAHABSHIIL MONEY TRANSFER AGENCY.	Construction	35,724.51
Kenya	DAHABSHIIL MONEY TRANSFER AGENCY.	Construction	35,418.14
Kenya	DAHABSHIIL MONEY TRANSFER AGENCY.	Construction work and site management, civil works	284,228.11
Kenya	DAHABSHIIL MONEY TRANSFER AGENCY.	Construction work and site management, civil works	258,410.40
Kenya	DAHABSHIIL MONEY TRANSFER AGENCY.	Construction work and site management, civil works	207,656.61
Kenya	DAHABSHIIL MONEY TRANSFER AGENCY.	Individual Consulting Service	83,963.49
Kenya	DAHABSHIIL MONEY TRANSFER AGENCY.	Individual Consulting Service	42,702.45
Kenya	DAHABSHIIL MONEY TRANSFER AGENCY.	Training, other	71,120.09
Kenya	DAHABSHIIL MONEY TRANSFER AGENCY.	Training, other	69,604.09
Kenya	DAHABSHIIL MONEY TRANSFER AGENCY.	Training, other	50,362.79
Kenya	DAHABSHIIL MONEY TRANSFER AGENCY.	Training, other	43,369.08
Kenya	Everest Limited	Building construction, other	132,276.60
Kenya	Everest Limited	Construction	68,641.12
Kenya	Everest Limited	Construction services,	259,512.37
Kenya	Everest Limited	Construction services,	259,512.37
Kenya	FOOD AND AGRICULTURE ORGANISATION	Leasing or Rental Services	89,285.00
Kenya	FOOD AND AGRICULTURE ORGANISATION	Office building rental	32,350.00
Kenya	FOOD AND AGRICULTURE ORGANISATION	Office building rental	32,350.00
Kenya	GIGIRI PREPARATORY SCHOOL L.T.D	Leasing or Rental Services	53,113.80
Kenya	GIGIRI PREPARATORY SCHOOL L.T.D	Leasing or Rental Services	50,922.98
Kenya	GIGIRI PREPARATORY SCHOOL L.T.D	Leasing or Rental Services	49,413.22
Kenya	Gogni Rajope Construction Co. Ltd	Construction	50,000.00
Kenya	Gogni Rajope Construction Co. Ltd	Construction services,	424,078.75
Kenya	Gogni Rajope Construction Co. Ltd	Construction services,	101,502.42
Kenya	Goldrock international Ent	Radio Communications	548,038.44
Kenya	ILRI	Livestock management	293,551.00
Kenya	ILRI	Livestock management	216,530.18
Kenya	INTN CENTRE RESEARCH AGROFORESTRY- ICRAF	Environmental Management	320,670.00
Kenya	IUCN The World Conservation Union E A RO	Environmental Management	63,768.00
Kenya	Jande Construction Company Ltd	Construction	80,876.00
Kenya	Jande Construction Company Ltd	Construction	79,400.63
Kenya	Jande Construction Company Ltd	Construction	65,148.00
Kenya	Jande Construction Company Ltd	Construction	31,050.00
Kenya	Kanyali & Company Contractors	Construction work and site management, civil works	169,816.69
Kenya	KENYA KAZI SERVICES LTD.	Security installations maintenance and repair	51,336.80
Kenya	Kirinyaga Construction (K) Limited	Construction	92,436.00
Kenya	Kirinyaga Construction (K) Limited	Construction contractor, roads	3,500,000.00
Kenya	Kirinyaga Construction (K) Limited	Construction contractor, roads	1,077,586.21
Kenya	Kirinyaga Construction (K) Limited	Construction contractor, roads	433,938.25
Kenya	Kirinyaga Construction (K) Limited	Construction contractor, roads	38,135.59
Kenya	Kirinyaga Construction (K) Limited	Road construction work	363,958.44
Kenya	Kirinyaga Construction (K) Limited	Transport Operations	34,861.92
Kenya	KPMG KENYA	Auditing	54,791.00
Kenya	KPMG KENYA	Auditing	40,500.00
Kenya	MBF CONSTRUCTION LIMITED	Construction	461,242.21
Kenya	MBF CONSTRUCTION LIMITED	Construction	326,556.58
Kenya	Niaz Engineering Enterprises Ltd.	Construction	703,732.72
Kenya	Niaz Engineering Enterprises Ltd.	Construction	421,298.00
Kenya	Nile holdings LTD	Construction	63,147.80
Kenya	Payli Roads and Bridges Company Ltd	Construction contractor, roads	1,530,420.36
Kenya	Payli Roads and Bridges Company Ltd	Construction: rural infrastructure	40,954.85
Kenya	PRICEWATERHOUSECOOPERS Kenya	Auditing	43,941.00
Kenya	Pur Contractors Limited	Construction work and site management, civil works	77,565.92
Kenya	Pur Contractors Limited	Construction work and site management, civil works	57,053.95
Kenya	Pur Contractors Limited	Construction work and site management, civil works	36,964.67
Kenya	Seven Design & Decor	Construction work and site management, civil works	35,815.50
Kenya	UNOPS KENYA OPERATIONS CENTRE	Leasing or Rental Services	63,960.00

Major Contracts for Services Placed by Agency During 2010 (Contracts of \$30,000 or more)

Agency	Location of contractor	Name of contractor	Description of services	Contract value USD
UNOPS Continued				
Kenya		UNOPS KENYA OPERATIONS CENTRE	Leasing or Rental Services	42,640.00
Kenya		WWF Eastern Africa Regional Program. Off	Environmental Management	400,000.00
Korea, Republic of		West Sea Fisheries Research Institute ro	Environmental Management	60,000.00
Kosovo		Osman Zhushi	Leasing or Rental Services	112,728.50
Kosovo		Osman Zhushi	Leasing or Rental Services	80,201.83
Kosovo		SILVANA ONCEVA	Individual Consulting Service	30,240.00
Kuwait		United Nations Assistance Mission f Iraq	Travel costs	59,932.50
Kuwait		United Nations Assistance Mission f Iraq	Travel costs	56,608.00
Kuwait		United Nations Assistance Mission f Iraq	Travel costs	43,920.00
Kuwait		United Nations Assistance Mission f Iraq	Travel costs	42,334.00
Kuwait		United Nations Assistance Mission f Iraq	Travel costs	35,068.54
Lao People's Democratic Rep		Integrated Sedon River Basin Mgmt. Prj.	Environmental Management	44,970.00
Lao People's Democratic Rep		NIU-UNOPS EIF-Tier1	Conditions of employment	132,893.00
Lebanon		Arab Network for Development	Regional Development	41,918.00
Lebanon		ETS ADIB HITTI	Regional Development	49,750.00
Lebanon		Ets Khoury pour le commerce M.E.P.C.	Regional Development	49,000.00
Lebanon		Ets Mhanna	Regional Development	49,750.00
Lebanon		KURBAN TRAVEL SERVICES	Conference organizing services	79,519.57
Lebanon		KURBAN TRAVEL SERVICES	Conference organizing services	40,769.00
Lebanon		KURBAN TRAVEL SERVICES	Travel	77,690.82
Lebanon		KURBAN TRAVEL SERVICES	Travel	47,100.71
Lebanon		KURBAN TRAVEL SERVICES	Travel Service	78,951.00
Lebanon		KURBAN TRAVEL SERVICES	Travel Service	76,848.00
Lebanon		KURBAN TRAVEL SERVICES	Travel Service	74,979.00
Lebanon		KURBAN TRAVEL SERVICES	Travel Service	45,647.00
Lebanon		KURBAN TRAVEL SERVICES	Travel Service	40,661.00
Lebanon		Midware Data Systems S.A.L.	Regional Development	34,855.73
Lebanon		Vent Nouveau s.a.l	Travel Service	100,115.00
Liberia		Beever Communications	Telecommunications	38,520.00
Liberia		BOYWE CONSTRUCTION & ENGINEERING COMPANY	Construction	175,840.35
Liberia		BOYWE CONSTRUCTION & ENGINEERING COMPANY	Construction	39,575.32
Liberia		Dixon Group Inc	Construction	544,238.87
Liberia		Dixon Group Inc	Construction	234,520.50
Liberia		ECOBANK LIBERIA LIMITED	Service Industries	382,793.85
Liberia		GBEHZOHN WOOD WORKSHOP/CONSTRUCTION	Construction	158,682.22
Liberia		Integrated Framework NIU	Individual Consulting Service	111,400.00
Liberia		SAWYER & ASSOCIATES INC	Construction	367,339.80
Liberia		T. NEGBALEE WARNER	Salaries	72,000.00
Liberia		UNIVERSAL CONSTRUCTION CONTRACTORS	Construction	156,644.70
Mali		DANISH HYDROLOGIC INSTITUTE	Public Utilities	40,000.00
Mali		LA MALIENNE DE L'AUTOMOBILE	Utilities	323,457.33
Malta		INTERNATIONAL OCEAN INSTITUTE	Environmental Management	38,194.44
Mexico		CESAR ULISES TREVINO	Building engineer consultants, technical installations	42,000.00
Micronesia, Federated States of		Western and Central Pacific Fisheries	Environmental Management	262,008.00
Morocco		CERSS	Conference organizing services	49,720.00
Morocco		Fast Voyage Sarl	Conference organizing services	30,423.39
Morocco		OPALS	Regional Development	49,718.75
Myanmar		Emily THAN HTAY	Leasing or Rental Services	38,640.00
Myanmar		IOM Geneva	Construction	3,193,000.00
Namibia		DESERT RESEARCH FOUNDATION OF NAMIBIA	Environmental Management	31,160.00
Nepal		M/S Building Design Authority	Construction	57,714.71
Nepal		Nectrade EIF Tier1, Ministry of commerce	Individual Consulting Service	105,600.00
Nepal		Radisson Hotel Kathmandu	DSA International	40,677.34
Netherlands		BTG Biomass Technology Group BV	Service Contracts - Individual	69,806.34
Netherlands		IRC Water and Sanitation Centre	Travel Service	55,491.00
Netherlands		SANTPOORT PROJECT SUPPLIES	Water Transport and Shipping	70,605.50
Netherlands		SOLIDARIDAD	Environmental Management	38,425.00
Netherlands		UNITED NATIONS ENVIRONMENT PROGRAMME	Environmental Management	208,000.00
Netherlands		WETLANDS INTERNATIONAL	Environmental Management	72,000.00
Netherlands		WETLANDS INTERNATIONAL	Environmental Protection	33,321.64
New Zealand		PAUL CHRISTOPHER ALBERT	Salary	36,724.00
Nicaragua		CONSOVIPE, S.A.	Civil works rehabilitation	290,810.50
Nicaragua		SI/PROYECTO VOCES/UNOPS-AECID	Training, other	33,580.00
Nicaragua		SIMAS	Engineering Services	99,900.00
Nicaragua		Universidad Nacional Agraria	Engineering Services	53,498.00
Nigeria		Continental Logistics Limited	Transport Operations	35,228.95
Nigeria		Elizade Nig. Ltd	Leasing or Rental Services	52,161.65
Nigeria		Environmental Resource Survey	Construction	277,078.80
Nigeria		Environmental Resource Survey	Construction	32,343.14
Nigeria		Intels West Africa Limited	Procurement Services	49,800.00
Nigeria		NigerDeltaProfessionalsforDevelopment	Individual Consulting Service	33,222.59
Nigeria		PTI Consultancy Services	Individual Consulting Service	544,554.46
Nigeria		PTI Consultancy Services	Individual Consulting Service	428,068.18
Nigeria		PTI Consultancy Services	Individual Consulting Service	263,221.67
Nigeria		SONGHAI DELTA PROJECT	Travel	133,860.00
Nigeria		SONGHAI DELTA PROJECT	Travel	133,415.28
Nigeria		STANDARD CHARTERED BANK	DSA Meeting Participants	50,980.00
Nigeria		STANDARD CHARTERED BANK	Travel	241,675.60
Norway		Institute of Marine Research	Environmental Management	350,000.00
Occupied Palestinian Territories		Agropal Agricultural Materials & Service	Agricultural supplies/services organisations	143,652.24
Occupied Palestinian Territories		Al Aziz for Construction & Contracting Co	Construction	143,302.86
Occupied Palestinian Territories		Al Aziz for Construction & Contracting Co	Construction	91,188.10
Occupied Palestinian Territories		Al-ATA General Trade & Contracting Co.	Construction	288,426.91
Occupied Palestinian Territories		Al-ATA General Trade & Contracting Co.	Construction	189,471.09
Occupied Palestinian Territories		Albatran Co. for Construction	Building construction, other	312,144.36
Occupied Palestinian Territories		Al-Eswed Company for General Contracting	Concrete construction	447,051.89
Occupied Palestinian Territories		Al-Remah General Contracting Co.	Concrete construction	127,065.95
Occupied Palestinian Territories		Al-Remah General Contracting Co.	Construction	572,109.12
Occupied Palestinian Territories		Alsaif contracting company	Construction	284,661.84
Occupied Palestinian Territories		AZ International Co.	Construction	894,474.85
Occupied Palestinian Territories		BCI	Communications	152,000.00
Occupied Palestinian Territories		BCI	Concrete construction	65,975.00
Occupied Palestinian Territories		BCI	Special Equipment Maintenance	439,500.00
Occupied Palestinian Territories		BCI	Vocational Training	110,125.00
Occupied Palestinian Territories		BIRZEIT UNIVERSITY INSTITUTE OF LAW	Police Training	70,177.56
Occupied Palestinian Territories		Brothers Contracting Company	Building construction, other	351,665.10
Occupied Palestinian Territories		Brothers Contracting Company	Construction	2,894,456.80
Occupied Palestinian Territories		Brothers Contracting Company	Construction	329,876.67
Occupied Palestinian Territories		Coolnet Co	Telecommunication, other	120,176.00
Occupied Palestinian Territories		Hilal Construction Company	Construction	39,351.85
Occupied Palestinian Territories		Hilal Construction Company	Electrical and power engineering	640,133.60
Occupied Palestinian Territories		Hilal Construction Company	Low voltage equipment maintenance and repair	74,603.76
Occupied Palestinian Territories		J.V AlMehwar Company & Arabia Company	Construction	698,793.34
Occupied Palestinian Territories		Jerusalem District Electricity Co.	Electrical Energy Resources	160,857.64
Occupied Palestinian Territories		Roc for General Contracting Co.	Building construction, other	393,959.88
Occupied Palestinian Territories		Roots Infrastructure and Investment Co.	Construction services, other	1,052,864.04
Occupied Palestinian Territories		Roots Infrastructure and Investment Co.	Landscaping services	225,830.58
Occupied Palestinian Territories		SAFFARINI & ASSOCIATES CONSULTING & ENGI	Architectural design	49,264.00
Occupied Palestinian Territories		STANDARD CONTRACTING CO.	Mechanical construction equipment maintenance and repair	583,779.89
Pakistan		Acid Survivors Foundation	Service Industries	41,323.67
Pakistan		Bedari	Service Industries	30,264.81
Pakistan		Community Appraisal & Motivation Program	Service Industries	33,247.47
Pakistan		Kishwar Sultana SABRI	Leasing or Rental Services	44,634.67
Pakistan		KPMG Taseer Hadi & Co.	Individual Consulting Service	33,000.00
Pakistan		Mehergarh A center for Learning	Service Industries	33,317.65
Pakistan		PAKISTAN INSTITUTE ENVIRONMENT DEVELOPME	Travel Service	40,262.00
Pakistan		PAKISTAN INSTITUTE ENVIRONMENT DEVELOPME	Travel Service	35,000.00
Pakistan		ROZAN	Service Industries	34,060.97
Pakistan		SONYA TRAVELS (PVT) Ltd	Travel Service	39,672.15
Panama		FUNDACION CIUDAD DEL SABER	Office building rental	53,108.04

Major Contracts for Services Placed by Agency During 2010 (Contracts of \$30,000 or more)

Agency	Name of contractor	Description of services	Contract value USD
UNOPS Continued			
Panama	GLOBAL ELITE CORPORTATION	Environmental Management	164,971.64
Panama	GLOBAL ELITE CORPORTATION	Environmental Management	38,549.18
Panama	GLOBAL ELITE CORPORTATION	Meteorological stations	72,183.89
Panama	Molino Consulting S.A.	Financial analysis	34,000.00
Papua New Guinea	CROWN PLAZA PORT MORESBY	Conference organizing services	38,636.19
Paraguay	DESARROLLO PARTICIPACION Y CIUDADANIA	Technical Studies	40,727.26
Peru	A. JAIME ROJAS REPRESENTACIONES GRLES SA	Civil works rehabilitation	32,815.92
Peru	AKED INMOBILIARIA Y CONSTRUCTORA S.A.C.	Civil works rehabilitation	387,900.69
Peru	AKED INMOBILIARIA Y CONSTRUCTORA S.A.C.	Construction	296,056.17
Peru	ALMASA S.R.L.	Civil works rehabilitation	52,504.75
Peru	ANTONIO SAENZ RETUERTO Y HECTOR	Civil works rehabilitation	63,980.43
Peru	ASESORES TECNICOS ASOCIADOS S.A.	Supervision of construction	49,876.27
Peru	ASOCIACION INSTITUTO DE PROTECCION Y USO	Agricultural Management	49,829.95
Peru	ASOCIACION INSTITUTO DE PROTECCION Y USO	Agricultural Management	49,466.19
Peru	ASOCIACION INSTITUTO DE PROTECCION Y USO	Agricultural Management	49,466.19
Peru	BM3 OBRAS Y SERVICIOS S.A.	Civil works rehabilitation	789,663.14
Peru	BM3 OBRAS Y SERVICIOS S.A.	Civil works rehabilitation	310,274.33
Peru	C & C ESTRUCTURAS METALICAS S.R.L.	Civil works rehabilitation	360,516.03
Peru	CASAS INGENIEROS CONTRATISTAS S.A.C.	Civil works rehabilitation	1,417,503.02
Peru	CIA. DE SEGURIDAD PROSEGUR S.A.	Transport finance and economics	249,421.42
Peru	CIA.CONSTRUCTORA ATLAS S.A.C.	Civil works rehabilitation	398,660.10
Peru	CIA.CONSTRUCTORA ATLAS S.A.C.	Civil works rehabilitation	264,493.46
Peru	CIA.CONSTRUCTORA ATLAS S.A.C.	Civil works rehabilitation	93,146.31
Peru	CONGETEL ACUTA S.A.C.	Civil works rehabilitation	46,874.91
Peru	CONS. G&C SALUD Y AMBIENTE-ARQ MARIA E.F	Health service research and information systems	49,454.02
Peru	CONS. SEAMPACA & CIA SAC-ARIAS M. ADOLFO	Civil works rehabilitation	70,305.04
Peru	CONSEJO DISTRITAL DE CANCHABAMBA	Civil works rehabilitation	65,873.60
Peru	CONSORCIO CAJAY	Civil works rehabilitation	39,576.02
Peru	CONSORCIO ATA - KUKOVA (CHICLAYO)	Civil works rehabilitation	148,345.78
Peru	CONSORCIO ATA - KUKOVA (CHICLAYO)	Civil works rehabilitation	99,660.12
Peru	CONSORCIO CAEM - CES	Civil works rehabilitation	434,282.16
Peru	CONSORCIO CAEM - CES	Civil works rehabilitation	39,145.91
Peru	CONSORCIO CESEL SA - A.C.I.	Supervision of construction	39,585.49
Peru	CONSORCIO CESEL-SALZGITTER	Supervision of construction	124,983.32
Peru	CONSORCIO CONDORCANQUI	Civil works rehabilitation	1,352,230.78
Peru	CONSORCIO CONSTRUCTORES ASOCIADOS	Civil works rehabilitation	672,516.88
Peru	CONSORCIO CONSTRUCTORES ASOCIADOS	Civil works rehabilitation	367,371.63
Peru	CONSORCIO CONSTRUCTORES ASOCIADOS	Civil works rehabilitation	270,765.39
Peru	CONSORCIO CONSTRUCTORES ASOCIADOS	Civil works rehabilitation	122,207.22
Peru	CONSORCIO CORTE SUPERIOR LIMA	Civil works rehabilitation	4,491,642.01
Peru	CONSORCIO CORTE SUPERIOR LIMA	Civil works rehabilitation	1,892,694.24
Peru	CONSORCIO DELTA	Civil works rehabilitation	21,168,590.99
Peru	CONSORCIO EL CARMEN	Construction	72,347.35
Peru	CONSORCIO HEROES NAVALES	Concrete construction	125,586.11
Peru	CONSORCIO HOSPITAL ABANCAY	Civil works rehabilitation	233,019.54
Peru	CONSORCIO HOSPITALARIO FRONTERA NORTE	Civil works rehabilitation	635,906.73
Peru	CONSORCIO HUACA BLANCA	Civil works rehabilitation	203,039.84
Peru	CONSORCIO INVERSIONES TRUJILLO	Civil works rehabilitation	2,792,158.80
Peru	CONSORCIO JULCAN	Civil works rehabilitation	1,269,571.85
Peru	CONSORCIO JULCAN	Civil works rehabilitation	77,888.20
Peru	CONSORCIO LA HUACA	Civil works rehabilitation	305,171.63
Peru	CONSORCIO LA SOLEDAD	Civil works rehabilitation	510,061.01
Peru	CONSORCIO LA SOLEDAD	Civil works rehabilitation	182,204.64
Peru	CONSORCIO LAS MERCEDES	Technical Studies	324,000.00
Peru	CONSORCIO LAS MERCEDES	Technical Studies	89,770.96
Peru	CONSORCIO LIMA NORTE	Civil works rehabilitation	381,703.73
Peru	CONSORCIO MOYOBAMBA	Civil works rehabilitation	59,425.29
Peru	CONSORCIO NOR ORIENTE	Civil works rehabilitation	280,000.00
Peru	CONSORCIO OMEGA NORTE	Civil works rehabilitation	1,287,327.51
Peru	Consortio Planservi-PAITConsultores-OIST	Supervision of construction	84,047.07
Peru	CONSORCIO PLEYADES SAC - ALDEBARAN SAC	Civil works rehabilitation	672,652.30
Peru	CONSORCIO PROYECTA CONSULTORES ASOC. SAC	Technical Studies	39,606.36
Peru	CONSORCIO R Y SM	Civil works rehabilitation	2,009,217.67
Peru	CONSORCIO R&A	Construction	128,625.01
Peru	CONSORCIO R&A	Construction	126,546.68
Peru	CONSORCIO RIO BADO - CIEZA	Civil works rehabilitation	68,098.18
Peru	CONSORCIO SAN FRANCISCO	Civil works rehabilitation	222,565.29
Peru	CONSORCIO SUPERVISION HOSPITAL LAMBAYEQU	Supervision of construction	995,776.89
Peru	CONSORCIO UNION	Civil works rehabilitation	36,095.10
Peru	CONSORCIO VALLE VIRU	Civil works rehabilitation	2,516,997.02
Peru	CONSORCIO XIANY	Civil works rehabilitation	118,350.21
Peru	CONST. Y SERV. RUBEN SRL -CONSER S.R.L.	Civil works rehabilitation	128,768.42
Peru	CONSTRUCCIONES METALICAS Y CIVILES S.A.C	Civil works rehabilitation	742,633.07
Peru	CONSTRUCT. Y SERVICIOS GRALES INDIA SAC	Civil works rehabilitation	140,038.68
Peru	CONSTRUCT. Y SERVICIOS GRALES INDIA SAC	Civil works rehabilitation	108,141.60
Peru	CONSTRUCT. Y SERVICIOS GRALES INDIA SAC	Civil works rehabilitation	106,558.70
Peru	CONSTRUCT. Y SERVICIOS GRALES INDIA SAC	Civil works rehabilitation	56,060.96
Peru	CONSTRUCT. Y SERVICIOS GRALES INDIA SAC	Civil works rehabilitation	44,508.01
Peru	CONSTRUCT. Y SERVICIOS GRALES INDIA SAC	Civil works rehabilitation	34,651.19
Peru	CONSTRUCTORA CHAN CHAN S.A.C	Civil works rehabilitation	706,543.43
Peru	CONSTRUCTORA CHIANG S.A. CONTRAT GENERAL	Civil works rehabilitation	1,223,270.09
Peru	CONSTRUCTORA CHIANG S.A. CONTRAT GENERAL	Civil works rehabilitation	1,001,577.33
Peru	CONSTRUCTORA CHIANG S.A. CONTRAT GENERAL	Civil works rehabilitation	378,718.26
Peru	CONSTRUCTORA CHIANG S.A. CONTRAT GENERAL	Civil works rehabilitation	349,222.52
Peru	CONSTRUCTORA CHIANG S.A. CONTRAT GENERAL	Civil works rehabilitation	268,201.73
Peru	CONSTRUCTORA CHIANG S.A. CONTRAT GENERAL	Civil works rehabilitation	266,491.06
Peru	CONSTRUCTORA CHIANG S.A. CONTRAT GENERAL	Civil works rehabilitation	158,939.30
Peru	CONSTRUCTORA COSTA AZUL SRL	Civil works rehabilitation	903,202.59
Peru	CONSTRUCTORA JYM ASOCIADOS SAC	Civil works rehabilitation	859,346.46
Peru	CONSTRUCTORA JYM ASOCIADOS SAC	Civil works rehabilitation	151,949.10
Peru	CONSTRUCTORA JYM ASOCIADOS SAC	Civil works rehabilitation	60,195.57
Peru	CONSTRUCTORA JYM ASOCIADOS SAC	Civil works rehabilitation	47,750.73
Peru	CONSTRUCTORA KAPALA S.A.	Civil works rehabilitation	754,576.25
Peru	CONSTRUCTORA KAPALA S.A.	Civil works rehabilitation	319,411.84
Peru	CONSTRUCTORA VER S.A.	Civil works rehabilitation	1,096,277.44
Peru	CONSTRUCTORA VER S.A.	Civil works rehabilitation	933,068.98
Peru	CONSTRUCTORA VER S.A.	Civil works rehabilitation	254,899.47
Peru	CONSTRUCTORA VER S.A.	Civil works rehabilitation	245,677.05
Peru	CONSTRUCTORA VER S.A.	Civil works rehabilitation	151,860.95
Peru	CONSTRUCTORA VER S.A.	Civil works rehabilitation	48,466.70
Peru	CONSTRUCTORES INTERAMERICANOS S.A.C.	Construction	343,819.29
Peru	CONSTRUCTORES INTERAMERICANOS S.A.C.	Construction	199,960.09
Peru	CONSTRUCTORES INTERAMERICANOS S.A.C.	Construction	39,699.04
Peru	COOPERATIVA AGRARIA CAFETALERA DIVISORIA	Agricultural Management	33,441.28
Peru	CORPORACION BUSTAMANTE & MALPARTIDA SCRL	Civil works rehabilitation	64,200.63
Peru	CORPORACION INCA S.A.C.	Civil works rehabilitation	207,534.61
Peru	CORPORACION INTL DE LA CONSTRUCCION	Civil works rehabilitation	570,709.42
Peru	CORPORACION PLEYADES S.A.C	Civil works rehabilitation	773,721.97
Peru	CORPORACION PLEYADES S.A.C	Civil works rehabilitation	712,986.60
Peru	CORPORACION TOVAR S.A.C	Civil works rehabilitation	98,471.38
Peru	COTECNA DEL PERU S.A.	Technical Studies	173,257.00
Peru	DEL CONTRATISTAS S.A.C	Civil works rehabilitation	90,448.88
Peru	DEL CONTRATISTAS S.A.C	Civil works rehabilitation	39,782.24
Peru	EDUARDO RAUL DEXTRE MORIMOTO	Civil works rehabilitation	72,916.67
Peru	EDUARDO RAUL DEXTRE MORIMOTO	Civil works rehabilitation	34,669.85
Peru	EDUARDO RAUL DEXTRE MORIMOTO	Civil works rehabilitation	33,775.16
Peru	EDUARDO RAUL DEXTRE MORIMOTO	Technical Studies	136,013.28
Peru	EL TUMI PERU S.R.L.	Civil works rehabilitation	206,284.72
Peru	EL TUMI PERU S.R.L.	Civil works rehabilitation	103,568.62
Peru	EL TUMI PERU S.R.L.	Medical equipment rental	42,900.00

Major Contracts for Services Placed by Agency During 2010 (Contracts of \$30,000 or more)

Agency Location of contractor	Name of contractor	Description of services	Contract value USD
UNOPS Continued			
Peru	EMPRESA CONSULTORA BOLIVIANA S.R.L	Technical Studies	36,420.56
Peru	FACE INVERSIONES S.R.L	Construction	1,102,576.53
Peru	FEDERACION NACIONAL DE PALMICULTORES	Agricultural Management	49,466.19
Peru	FEDERACION NACIONAL DE PALMICULTORES	Agricultural Management	43,533.15
Peru	GEGOLO CONTRATISTAS S.A.C.	Civil works rehabilitation	621,564.71
Peru	GRUPO UNION Y SERVICIOS GENERALES SCRL.	Civil works rehabilitation	942,773.55
Peru	GRUPO UNION Y SERVICIOS GENERALES SCRL.	Civil works rehabilitation	265,643.29
Peru	GRUPO UNION Y SERVICIOS GENERALES SCRL.	Civil works rehabilitation	55,571.00
Peru	GUSTAVO ANDREE SULCA ROCA Y	Civil works rehabilitation	131,921.09
Peru	HARM S.A.	Civil works rehabilitation	237,295.32
Peru	HARM S.A.	Civil works rehabilitation	194,973.71
Peru	HARM S.A.	Civil works rehabilitation	176,914.80
Peru	HECTOR E.ORMENO C- MARIA ELENA LEON DE G	Construction	50,680.55
Peru	HECTOR E.ORMENO C- FELIX A. GARCIA RUIZ	Construction	511,459.12
Peru	HECTOR ENRIQUE ORMEÑO CALDERON	Construction	148,228.80
Peru	HEYMOCOL LTDA	Civil works rehabilitation	750,892.07
Peru	IMECON S.A.	Construction	3,245,455.16
Peru	IMECON S.A.	Construction	576,886.21
Peru	IMECON S.A.	Construction	233,778.38
Peru	IMECON S.A.	Construction	133,492.15
Peru	IMECON S.A.	Construction	131,143.71
Peru	IMECON S.A.	Construction	82,989.47
Peru	INFRAESTRUCTURA Y PROYECTOS MINEROS SAC	Civil works rehabilitation	32,585.68
Peru	INFRAESTRUCTURA Y PROYECTOS MINEROS SAC	Construction	686,139.74
Peru	INFRAESTRUCTURA Y PROYECTOS MINEROS SAC	Construction	175,169.75
Peru	INGENIERIA Y SERVICIOS DIFFERENT S.R.L	Civil works rehabilitation	126,966.33
Peru	INGENIEROS CIVILES & CONTRATISTAS GEN.	Community water supply/sanitation	41,009.35
Peru	INGENIEROS CIVILES & CONTRATISTAS GEN.	Road construction work	315,184.84
Peru	INMOBILIARIA & CONSTRUCTORA ALBASA S.A.C	Civil works rehabilitation	991,136.52
Peru	INMOBILIARIA & CONSTRUCTORA ALBASA S.A.C	Civil works rehabilitation	329,011.17
Peru	INMOBILIARIA & CONSTRUCTORA ALBASA S.A.C	Civil works rehabilitation	68,795.38
Peru	INMOBILIARIA & CONSTRUCTORA ALBASA S.A.C	Civil works rehabilitation	56,562.20
Peru	J EVANS Y ASOCIADOS S.A.C.	Computer security	32,905.04
Peru	J.C.A. CONTRATISTAS GENERALES SRL	Civil works rehabilitation	145,089.67
Peru	JA&R INGENIERIA Y MINERIA S.R.L.	Civil works rehabilitation	67,391.12
Peru	JBR CONTRATISTAS S.R.L.	Civil works rehabilitation	122,377.39
Peru	KEY SOLUTION S.R.L.	Technology	83,000.00
Peru	KIRA INVESTMENTS S.A.C.	Civil service	109,753.99
Peru	KIRA INVESTMENTS S.A.C.	Maintenance & Repair Services	216,962.89
Peru	MD SERVICIOS S.R.L.	Civil works rehabilitation	99,001.55
Peru	MEGA DISPLAY E.I.R.L.	Construction	1,083,268.52
Peru	MITSUI AUTOMOTRIZ S.A.	Customs documents	186,511.27
Peru	MITSUI AUTOMOTRIZ S.A.	Customs documents	97,678.06
Peru	MITSUI AUTOMOTRIZ S.A.	Vehicle maintenance and repair	71,684.59
Peru	MUN. DIST.TNTE.CESAR LOPEZ ROJAS	Civil works rehabilitation	58,952.74
Peru	MUN. DISTRITAL DE CHAVIN DE PARIARCA	Civil works rehabilitation	48,268.81
Peru	MUNICIP. DIST. SAN FRANCISCO DE CAYRAN	Civil works rehabilitation	49,148.97
Peru	MUNICIPAL.DISTRJ.SAN MIGUEL DE EL FAIQUE	Civil works rehabilitation	88,495.35
Peru	MUNICIPALIDAD PROVINCIAL DE HUANTA	Civil works rehabilitation	45,603.28
Peru	MUNICIPALIDAD DE VILLA EL SALVADOR	Civil works rehabilitation	303,766.26
Peru	MUNICIPALIDAD DE VILLA EL SALVADOR	Civil works rehabilitation	216,978.49
Peru	MUNICIPALIDAD DE VILLA MARIA DEL TRIUNFO	Civil works rehabilitation	161,819.79
Peru	MUNICIPALIDAD DIST. DE APARICIO POMARES	Civil works rehabilitation	99,448.34
Peru	MUNICIPALIDAD DIST. DE NUEVA CAJAMARCA	Civil works rehabilitation	184,686.67
Peru	MUNICIPALIDAD DIST. NVO. CHIMBOTE	Civil works rehabilitation	33,442.37
Peru	MUNICIPALIDAD DIST. SAN LUIS DE SHUARO	Civil works rehabilitation	31,976.05
Peru	MUNICIPALIDAD DISTRITAL DE BAMBAMARCA	Civil works rehabilitation	105,629.47
Peru	MUNICIPALIDAD DISTRITAL DE BAMBAMARCA	Civil works rehabilitation	90,519.09
Peru	MUNICIPALIDAD DISTRITAL DE BAÑOS	Civil works rehabilitation	38,932.37
Peru	MUNICIPALIDAD DISTRITAL DE CANCHAQUE	Civil works rehabilitation	74,314.81
Peru	MUNICIPALIDAD DISTRITAL DE CARABAYLLO	Civil works rehabilitation	112,176.61
Peru	MUNICIPALIDAD DISTRITAL DE CARABAYLLO	Civil works rehabilitation	45,902.06
Peru	MUNICIPALIDAD DISTRITAL DE CHILETE	Civil works rehabilitation	33,187.09
Peru	MUNICIPALIDAD DISTRITAL DE CHUSCHI	Civil works rehabilitation	61,437.07
Peru	MUNICIPALIDAD DISTRITAL DE COLTA	Civil works rehabilitation	109,619.44
Peru	MUNICIPALIDAD DISTRITAL DE COMAS	Civil works rehabilitation	114,217.72
Peru	MUNICIPALIDAD DISTRITAL DE CONCHUCOS	Civil works rehabilitation	202,298.29
Peru	MUNICIPALIDAD DISTRITAL DE HUANCARAYLLA	Civil works rehabilitation	52,270.88
Peru	MUNICIPALIDAD DISTRITAL DE HUAYLLACAYAN	Civil works rehabilitation	61,853.70
Peru	MUNICIPALIDAD DISTRITAL DE KANARIS	Civil works rehabilitation	77,852.62
Peru	MUNICIPALIDAD DISTRITAL DE LA ESPERANZA	Civil works rehabilitation	256,692.23
Peru	MUNICIPALIDAD DISTRITAL DE LA MERCED	Civil works rehabilitation	62,147.69
Peru	MUNICIPALIDAD DISTRITAL DE LALAQUIZ	Civil works rehabilitation	51,250.36
Peru	MUNICIPALIDAD DISTRITAL DE LOCROJA	Civil works rehabilitation	34,042.56
Peru	MUNICIPALIDAD DISTRITAL DE LUCMA	Civil works rehabilitation	100,831.76
Peru	MUNICIPALIDAD DISTRITAL DE MONOBAMBA	Civil works rehabilitation	43,681.62
Peru	MUNICIPALIDAD DISTRITAL DE ORURILLO	Civil works rehabilitation	92,618.66
Peru	MUNICIPALIDAD DISTRITAL DE ORURILLO	Civil works rehabilitation	75,418.04
Peru	MUNICIPALIDAD DISTRITAL DE PAMPAMARCA	Civil works rehabilitation	91,785.76
Peru	MUNICIPALIDAD DISTRITAL DE PATAPO	Civil works rehabilitation	53,789.80
Peru	MUNICIPALIDAD DISTRITAL DE PUEBLO NUEVO	Civil works rehabilitation	84,222.01
Peru	MUNICIPALIDAD DISTRITAL DE QUEROPALCA	Civil works rehabilitation	37,132.42
Peru	MUNICIPALIDAD DISTRITAL DE SAN JUAN	Civil works rehabilitation	58,364.54
Peru	MUNICIPALIDAD DISTRITAL DE SANTIAGO	Civil works rehabilitation	118,990.38
Peru	MUNICIPALIDAD DISTRITAL DE SARA SARA	Civil works rehabilitation	100,816.93
Peru	MUNICIPALIDAD DISTRITAL DE SEPAHUA	Civil works rehabilitation	98,080.76
Peru	MUNICIPALIDAD DISTRITAL DE TINTA	Civil works rehabilitation	192,679.20
Peru	MUNICIPALIDAD DISTRITAL DE TINTA	Civil works rehabilitation	45,329.70
Peru	MUNICIPALIDAD DISTRITAL DE TOTOS	Civil works rehabilitation	91,630.51
Peru	MUNICIPALIDAD DISTRITAL DE UNICACHI	Civil works rehabilitation	92,249.47
Peru	MUNICIPALIDAD DISTRITAL DE YARUMAYO	Civil works rehabilitation	63,306.52
Peru	MUNICIPALIDAD DISTRITAL JILILI	Civil works rehabilitation	89,929.51
Peru	MUNICIPALIDAD DISTRITAL OCALLI	Civil works rehabilitation	74,673.06
Peru	MUNICIPALIDAD DISTRITAL TUPAC AMARU	Civil works rehabilitation	61,426.23
Peru	MUNICIPALIDAD PROVINCIAL CASTROVIRREYNA	Civil works rehabilitation	121,452.08
Peru	MUNICIPALIDAD PROVINCIAL CHACHAPOYAS	Civil works rehabilitation	221,052.63
Peru	MUNICIPALIDAD PROVINCIAL DE CHURCAMP	Civil works rehabilitation	94,709.81
Peru	MUNICIPALIDAD PROVINCIAL DE AIJA	Civil works rehabilitation	51,175.07
Peru	MUNICIPALIDAD PROVINCIAL DE ANDAHUAYLAS	Civil works rehabilitation	379,113.60
Peru	MUNICIPALIDAD PROVINCIAL DE ANDAHUAYLAS	Civil works rehabilitation	199,377.75
Peru	MUNICIPALIDAD PROVINCIAL DE CHEPEN	Civil works rehabilitation	236,499.46
Peru	MUNICIPALIDAD PROVINCIAL DE EL COLLAO	Civil works rehabilitation	38,167.56
Peru	MUNICIPALIDAD PROVINCIAL DE FERRENAFE	Civil works rehabilitation	209,302.32
Peru	MUNICIPALIDAD PROVINCIAL DE HUAMALIES	Civil works rehabilitation	35,757.59
Peru	MUNICIPALIDAD PROVINCIAL DE HUAYTARA	Civil works rehabilitation	101,674.38
Peru	MUNICIPALIDAD PROVINCIAL DE ILO	Civil works rehabilitation	208,609.27
Peru	MUNICIPALIDAD PROVINCIAL DE JAEN	Civil works rehabilitation	221,902.06
Peru	MUNICIPALIDAD PROVINCIAL DE MOYOBAMBA	Civil works rehabilitation	560,231.22
Peru	MUNICIPALIDAD PROVINCIAL DE OXAPAMPA	Civil works rehabilitation	577,917.66
Peru	MUNICIPALIDAD PROVINCIAL DE PUERTO INCA	Civil works rehabilitation	95,301.71
Peru	MUNICIPALIDAD PROVINCIAL DE SAN MARTIN	Civil works rehabilitation	145,818.74
Peru	MUNICIPALIDAD PROVINCIAL DEL CUSCO	Civil works rehabilitation	182,884.99
Peru	MUNICIPALIDAD DIST. SAN JUAN DE MIRAFLORES	Civil works rehabilitation	182,573.76
Peru	NISSAN MAQUINARIAS S.A.	Civil works rehabilitation	42,647.46
Peru	NISSAN MAQUINARIAS S.A.	Vehicle maintenance and repair	190,568.42
Peru	PEDRO JOSE CRUZ JIMENEZ	Civil works rehabilitation	47,727.61
Peru	PROYECTOS DEL NORTE S.A.C.	Civil works rehabilitation	312,116.94
Peru	PROYECTOS DEL NORTE S.A.C.	Civil works rehabilitation	78,029.24
Peru	RMC CONTRATISTAS GENERALES S.A.C	Civil works rehabilitation	74,613.91
Peru	ROCA S.A.C.	Civil works rehabilitation	226,689.05

Major Contracts for Services Placed by Agency During 2010 (Contracts of \$30,000 or more)

Agency	Location of contractor	Name of contractor	Description of services	Contract value USD
UNOPS Continued				
Peru		SAN GABRIEL INGENIERIA Y CONST. SAC	Civil works rehabilitation	705,780.36
Peru		SAN GABRIEL INGENIERIA Y CONST. SAC	Civil works rehabilitation	439,699.09
Peru		SC ASOCIADOS	Construction	154,700.00
Peru		SERVICIOS DE CONSULTORES ANDINOS S.A.	Supervision of construction	76,746.79
Peru		SEVILLA RODRIGUEZ S.R.L.	Civil works rehabilitation	313,791.79
Peru		SIXTO JUAN MISAYCO VARGAS	Land Transport	36,967.97
Peru		SURGICAL MEDICAL S.R.LTDA.	Civil works rehabilitation	41,434.31
Peru		TELEFONICA DEL PERU S.A.A.	Communication satellites	363,658.56
Peru		UBILLUS GONZALES CARLOS EDGARDO	Construction	940,250.99
Peru		VICENTE CARMEN H. SANCHEZ LA TORRE Y	Civil works rehabilitation	92,036.35
Peru		WORLD COLOR PERU S.A.	Intermodal transportation technology	38,582.59
Philippines		IMO/PEMSEA - MANILA BAY	Environmental Management	223,000.00
Philippines		PEMSEA	Environmental Management	136,034.47
Philippines		PEMSEA	Environmental Management	74,670.32
Philippines		Philippine Center Water and Sanitation	Travel Service	50,000.00
Puerto Rico		Lighthouse Integrated Services, Corp.	Conference organizing services	38,975.00
Russian Federation		IZDATELSTVO VES MIR	Procurement Services	45,500.00
Russian Federation		SYNTEKO-N	Environmental Management	50,000.00
Saint Kitts and Nevis		Development Control and Planning Board	Environmental Management	40,000.00
Saint Lucia		Ministry of Agriculture, Forestry and Fis	Environmental Management	80,978.20
Saint Lucia		Ministry of Agriculture, Forestry and Fis	Environmental Management	44,866.37
Senegal		Environnement et Developpement du Tiers-	Environmental Management	37,132.00
Senegal		SAFAR TECHNOLOGIES	Service Contracts - Individual	37,596.28
Senegal		Wetlands International Africa Programme	Environmental Management	34,000.00
Serbia		Drustvo za zastitu i unapredjenje mental	Educational costs	38,945.89
Serbia		Drustvo za zastitu i unapredjenje mental	Management consultancy	37,603.10
Serbia		Swietelsky doo	Construction services, other	222,170.61
Sierra Leone		IPC Travel Ltd.	Leasing or Rental Services	248,827.85
Sierra Leone		IPC Travel Ltd.	Leasing or Rental Services	159,489.79
Sierra Leone		National Implementation Unit, EIF SLE	Conditions of employment	116,075.00
Singapore		Inya Lake Hotel	Leasing or Rental Services	39,600.00
Singapore		Inya Lake Hotel	Leasing or Rental Services	33,440.00
Solomon Islands		Biche Resources Conservation Association	Research and Development	44,380.95
South Africa		DENEL (PTY) LIMITED	Explosive ordnance disposal or mine clearing services	1,293,994.46
South Africa		DENEL (PTY) LIMITED	Explosive ordnance disposal or mine clearing services	773,679.65
South Africa		DENEL (PTY) LIMITED	Explosive ordnance disposal or mine clearing services	360,500.00
South Africa		DENEL (PTY) LIMITED	Mine Action	3,687,781.12
South Africa		DENEL (PTY) LIMITED	Mine Action	2,200,102.00
South Africa		DENEL (PTY) LIMITED	Mine Action	1,500,151.02
South Africa		DENEL (PTY) LIMITED	Mine Action	1,306,500.00
South Africa		DENEL (PTY) LIMITED	Mine Action	1,233,502.20
South Africa		DENEL (PTY) LIMITED	Mine Action	652,796.57
South Africa		DENEL (PTY) LIMITED	Mine Action	620,089.45
South Africa		DENEL (PTY) LIMITED	Mine Action	329,173.67
South Africa		DENEL (PTY) LIMITED	Mine Action	189,170.00
South Africa		Elmuatasim Ibrahim Ahmed Ali	Leasing or Rental Services	70,276.80
South Africa		Elmuatasim Ibrahim Ahmed Ali	Leasing or Rental Services	70,276.80
South Africa		Hewlett-Packard South Africa (Pty) Limit	Leasing or Rental Services	37,809.06
South Africa		International Knowledge Management	Environmental Management	300,000.00
South Africa		International Knowledge Management	Environmental Management	43,800.00
South Africa		Johann Reinder Eriens LUT,JEHARMS	Individual Consulting Service	49,500.00
South Africa		Lavender Moon Travel Agency	Air travel	76,743.96
South Africa		North West University	Environmental Management	50,297.50
South Africa		PRICE WATER HOUSE COOPERS INC	Leasing or Rental Services	49,950.00
South Africa		PRICE WATER HOUSE COOPERS INC	Leasing or Rental Services	49,950.00
South Africa		SA Institute for Aquatic Biodiversity	Environmental Management	60,319.85
South Africa		South African National Biodiversity Inst	Trade Related Services; Other	31,652.52
South Africa		University of Cape Town	Environmental Management	41,183.00
South Africa		VODACOM SERVICE PROVIDER	Telecommunications	31,241.88
Spain		Asociacion Fondo Andaluz	Technical Studies	128,277.25
Spain		Centre Internacional de Metodes Numerics	Technical Studies	150,000.00
Spain		HEGOA INSTITUTO	Technical Studies	72,302.00
Spain		HEGOA INSTITUTO	Technical Studies	69,105.00
Spain		INYPASA INFORMES Y PROYECTOS, S.A.	Construction	386,767.48
Sri Lanka		404/D5 Eksath Bedumela Farmer Org	Construction	87,499.76
Sri Lanka		Access Industrial Systems (Pvt) Limited	Recycling plant site investigation	39,753.46
Sri Lanka		AL-IHLAS Community Center Palamunai	Construction	95,807.05
Sri Lanka		Aranthalawa Farmer Organization	Construction	47,546.56
Sri Lanka		Aranthalawa Farmer Organization	Construction	39,580.05
Sri Lanka		Block J West - 01	Construction	36,666.54
Sri Lanka		Business Promoters & Partners (Pvt)Ltd	Construction	53,558.42
Sri Lanka		Ceylon Electricity Board	Office building rental	32,509.89
Sri Lanka		Ceylon Fishery Harbours Corporation	Construction	36,003.60
Sri Lanka		Ediriweera Constructions	Civil works rehabilitation	120,836.79
Sri Lanka		Ediriweera Constructions	Construction	236,116.72
Sri Lanka		Ediriweera Constructions	Construction	170,835.81
Sri Lanka		EKAMUTHU AGRICULTURAL SOCIETY	Construction	73,308.18
Sri Lanka		Eksath Govi Sanvidanaya	Civil works rehabilitation	51,583.09
Sri Lanka		Eksath Govi Sanvidanaya	Construction	35,174.49
Sri Lanka		Eksath Welfare OrganizationDehiyattakand	Construction	88,490.61
Sri Lanka		Eranga Engineering	Leasing or Rental Services	38,302.23
Sri Lanka		Eranga Engineering	Leasing or Rental Services	38,302.23
Sri Lanka		Fairzan Building Construction	Construction	301,417.95
Sri Lanka		Fairzan Building Construction	Construction	88,131.50
Sri Lanka		Fairzan Building Construction	Construction	49,935.00
Sri Lanka		G13, 14, 16 DISTRIBUTORY CANAL FARMER ORG	Construction	30,249.65
Sri Lanka		Gayathri Civil Consultancy	Construction	117,268.27
Sri Lanka		H.M Sumedha Bandara Herath	Coconut palms	44,822.49
Sri Lanka		H.W Pradeep Manjula	Leasing or Rental Services	33,421.75
Sri Lanka		Herathgama Kaniisha Govi Sanvidanaya	Civil works rehabilitation	46,048.65
Sri Lanka		Herathgama Kaniisha Govi Sanvidanaya	Construction	32,210.98
Sri Lanka		Indo Fab Engineering Lanka (Pvt) Ltd	Bridge construction work	447,144.13
Sri Lanka		Indo Fab Engineering Lanka (Pvt) Ltd	Bridge construction work	63,589.52
Sri Lanka		Indo Fab Engineering Lanka (Pvt) Ltd	Bridge construction work	37,372.06
Sri Lanka		Industrial Engineering Enterprises Co.	Construction	68,376.33
Sri Lanka		Iqrah Community Center - Huzainiya Nagar	Construction	30,619.09
Sri Lanka		Jana Pubudu Community Action Group	Civil works rehabilitation	47,826.07
Sri Lanka		Jana Pubudu Community Action Group	Construction	39,363.75
Sri Lanka		K S Trading (Pvt) Ltd	Construction	405,166.20
Sri Lanka		K.T. Mano Construction Work	Construction	58,784.15
Sri Lanka		Kalapoor Woman RuralDevelopment Society	Construction	61,298.41
Sri Lanka		KANCHIKUDIYARU RURAL DEVELOPMENT SOCIETY	Civil works rehabilitation	86,395.10
Sri Lanka		Kannakigramam 01 Rural Development	Construction	90,623.63
Sri Lanka		Keerawana Unifed Death Donation Society	Construction	57,950.47
Sri Lanka		Kolamanthalawa Rural Samurधि Force	Construction	51,738.25
Sri Lanka		Kolomanthalawa Unifed Farmer's	Construction	51,950.66
Sri Lanka		Kotikewala Farmer Association	Construction	37,741.52
Sri Lanka		Kudahasragala Swanpalitha	Civil works rehabilitation	40,480.97
Sri Lanka		Kudahasragala Swanpalitha	Construction	34,325.87
Sri Lanka		Lanka Hydraulic Institute Ltd (LHI)	Construction	34,001.43
Sri Lanka		Lanka Hydraulic Institute Ltd (LHI)	Construction	31,317.10
Sri Lanka		Lanka Hydraulic Institute Ltd (LHI)	Marine engineering	43,209.88
Sri Lanka		Laugts Engineering (Pvt) Ltd	Construction	79,220.79
Sri Lanka		Laugts Engineering (Pvt) Ltd	Construction	63,855.50
Sri Lanka		Laugts Engineering (Pvt) Ltd	Construction	57,639.94
Sri Lanka		M.F. Construction Lanka (Pvt) Ltd	Construction	138,872.50
Sri Lanka		M.F. Construction Lanka (Pvt) Ltd	Construction	49,015.13
Sri Lanka		M.R Builders and company	Construction	44,726.31
Sri Lanka		M.R Builders and company	Construction	39,769.56
Sri Lanka		Manabedda Welfare Society	Construction	43,777.59

Major Contracts for Services Placed by Agency During 2010 (Contracts of \$30,000 or more)

Agency	Name of contractor	Description of services	Contract value USD
UNOPS Continued			
Sri Lanka	Mahabedda Welfare Society	Construction	37,606.05
Sri Lanka	Mahanagapura Grama Sanvardhana Samithiya	Civil works rehabilitation	50,254.07
Sri Lanka	Mahanagapura Grama Sanvardhana Samithiya	Construction	35,651.67
Sri Lanka	Mahaoya Swanpalitha Kiri Govi Samithiya	Construction	49,595.22
Sri Lanka	Mahaoya Swanpalitha Kiri Govi Samithiya	Construction	39,240.18
Sri Lanka	Manjula Wasantha Ranasinghe	Construction	48,901.32
Sri Lanka	Mihraj Community Action Group	Construction	40,763.32
Sri Lanka	Mihraj Community Action Group	Construction	32,524.38
Sri Lanka	Miriswatta Rural Samurdhi Force	Construction	51,738.25
Sri Lanka	Miriswatta Women's Rural Development	Construction	50,971.40
Sri Lanka	Modern Engineering Lanka (Pvt) Ltd	Construction	34,406.24
Sri Lanka	Munasin Arachchige Janaka Krishantha	Construction	43,244.44
Sri Lanka	Nintavur Division No.22 Arasadi	Construction	36,092.82
Sri Lanka	Niwasa Arunodaya Prajamula Sangwidanaya	Construction	49,814.88
Sri Lanka	Niwasa Arunodaya Prajamula Sangwidanaya	Construction	39,413.97
Sri Lanka	ON Time Contracting & Construction	Construction	63,172.41
Sri Lanka	POLONNARUWA CONSTRUCTORS	Construction	59,178.60
Sri Lanka	POST GRADUATE INSTITUTE OF AGRICULTURE	Environmental Management	35,000.00
Sri Lanka	Prenchiku Savariyar Youth Club	Construction	44,201.18
Sri Lanka	Prenchiku Savariyar Youth Club	Construction	31,763.65
Sri Lanka	Priyankara Industries & Contractors	Construction	222,821.45
Sri Lanka	Progressive Builders & Resorts Pvt Ltd	Bridge construction work	549,749.90
Sri Lanka	Progressive Builders & Resorts Pvt Ltd	Bridge construction work	246,098.56
Sri Lanka	Pubudu Farmers Organization	Construction	51,700.87
Sri Lanka	R R Construction (Pvt) Ltd	Civil works rehabilitation	129,097.14
Sri Lanka	R R Construction (Pvt) Ltd	Construction	251,266.12
Sri Lanka	R R Construction (Pvt) Ltd	Construction	198,089.15
Sri Lanka	R.N.Wijewickrama	Construction	38,617.69
Sri Lanka	Resources Development Consultants (Pvt)	Environmental rehabilitation	34,886.80
Sri Lanka	Resources Development Consultants (Pvt)	Social Development	103,964.45
Sri Lanka	Resources Development Consultants (Pvt)	Social Development	48,386.81
Sri Lanka	Road Development Society Thambiluvil 2	Civil works rehabilitation	42,261.75
Sri Lanka	Rural Development Society	Construction	55,284.80
Sri Lanka	Rural Development Society - Nintavur 24	Construction	63,912.21
Sri Lanka	Rural Development Society, T.D :3	Construction	49,450.75
Sri Lanka	Rural Economics Development Society	Construction	39,078.58
Sri Lanka	Rural Economics Development Society	Construction	31,180.15
Sri Lanka	Sakthy Fisheries &Marketing Co-operative	Civil works rehabilitation	91,064.49
Sri Lanka	Samadhi Community Based Org Dehiyattakan	Construction	87,702.71
Sri Lanka	Samagi Welfare Society	Construction	89,741.49
Sri Lanka	SARVODAYAPURAM (ATHIMUNAI)	Construction	50,096.32
Sri Lanka	SARVODAYAPURAM (ATHIMUNAI)	Construction	39,971.03
Sri Lanka	Sierra Construction Ltd.	Civil works rehabilitation	32,618.55
Sri Lanka	Sierra Construction Ltd.	Construction	438,001.04
Sri Lanka	Singhe Samurdhi Society	Construction	88,964.64
Sri Lanka	SISIRA BUILDERS (PVT) LTD	Civil works rehabilitation	238,180.45
Sri Lanka	SISIRA BUILDERS (PVT) LTD	Civil works rehabilitation	34,374.98
Sri Lanka	SISIRA BUILDERS (PVT) LTD	Construction	103,274.61
Sri Lanka	SISIRA BUILDERS (PVT) LTD	Construction	97,561.67
Sri Lanka	SISIRA BUILDERS (PVT) LTD	Construction	91,721.40
Sri Lanka	SISIRA BUILDERS (PVT) LTD	Construction	31,012.77
Sri Lanka	Sma. Careem Engineering Consultancy	Construction	162,649.73
Sri Lanka	Sma. Careem Engineering Consultancy	Construction	101,852.07
Sri Lanka	Tempana Swanpalitha Kiri Govi Samithiya	Civil works rehabilitation	46,807.96
Sri Lanka	Tempana Swanpalitha Kiri Govi Samithiya	Construction	38,971.75
Sri Lanka	U.B.01 ALE FARMER ORGANIZATION	Construction	57,307.88
Sri Lanka	Uni Consultancy services	Construction	97,372.13
Sri Lanka	Unuwatura Bubula Saviya Community Based	Construction	48,786.10
Sri Lanka	V.V.Karunaratne & Company	Construction	941,064.32
Sri Lanka	Valaintha Vaddai South Kandam	Construction	48,887.29
Sri Lanka	Vijay Construction and Co	Construction	282,344.06
Sri Lanka	Wahid Construction	Construction	110,748.30
Sri Lanka	Waladowa Fresh Water Fisherman's	Construction	58,216.71
Sri Lanka	Walagamba Farmer Society	Construction	70,650.76
Sri Lanka	Weharagala Grama Sanvardana Samithiya	Civil works rehabilitation	51,562.69
Sri Lanka	Weharagala Grama Sanvardana Samithiya	Construction	35,827.25
Sudan	Kano for Trading & Investment Ltd	Common Services - Premises	98,375.00
Sudan	New Daisy General Merchants & Const.	Construction	31,707.28
Sudan	Pancaul Construction Development Company	Construction	151,769.68
Sudan	Pancaul Construction Development Company	Construction	134,955.04
Sudan	Rapid Farmers Dev't Center Cooperative	Victim Assistance Contract	32,000.00
Sudan	Remmy Technical Services (SS) Ltd	Construction	206,243.00
Sudan	Sat for Computer Co. Ltd.	Telecommunications	63,346.94
Sudan	SOUTH SUDAN LOGISTICS	Construction	92,024.80
Sudan	SOUTHERN ENGINEERS & BUILDERS CO. LTD	Construction	98,964.00
Sudan	SOUTHERN ENGINEERS & BUILDERS CO. LTD	Construction services.	231,983.60
Sudan	SOUTHERN ENGINEERS & BUILDERS CO. LTD	Office buildings construction	155,357.00
Sudan	SUDAN -Ozone Office	Technical Studies	49,500.00
Sudan	Sudanese Mobile Telephone Co. (ZAIN)	Telecommunications	42,101.28
Sudan	The National Mine Action Center	Mining	35,000.00
Sudan	Toug Trading and Engineering Co	Construction	300,000.00
Sudan	Toug Trading and Engineering Co	Construction	59,152.07
Sudan	Twasol Al-Amal Charity Organization	Mining	60,000.00
Sudan	UNITED COMPANY LIMITED	Construction	124,302.54
Sudan	WAKE REMO TRADING & CONSTRUCTION CO. LTD	Construction	86,363.54
Sudan	WFP Emergency Operation in Sudan	Telecommunications	69,469.00
Sudan	Women Link Connection People/Association	Monitoring missions, training for LMLVU, psychological sessions	35,000.00
Sweden	Myndigheten for Samhallsskydd och Beredskap	Disaster Prevention	56,061.19
Sweden	Myndigheten for Samhallsskydd och Beredskap	Politics	578,460.00
Sweden	Myndigheten for Samhallsskydd och Beredskap	Service Contracts - Individual	163,208.85
Sweden	Myndigheten for Samhallsskydd och Beredskap	Service Contracts - Individual	138,641.76
Sweden	Stockholm Environment Institute	Procurement Services	96,913.00
Sweden	Stockholm International Water Institute	Environmental Management	50,000.00
Sweden	Stockholm International Water Institute	Travel Service	45,654.06
Switzerland	ABISSA Informatique Genève SA	Telecommunications	54,234.06
Switzerland	American Express Int. - Swisscard AECS	Travel	164,574.82
Switzerland	American Express Int. - Swisscard AECS	Travel	88,422.32
Switzerland	American Express Int. - Swisscard AECS	Travel	78,173.45
Switzerland	American Express Int. - Swisscard AECS	Travel	55,658.09
Switzerland	American Express Int. - Swisscard AECS	Travel	39,579.68
Switzerland	American Express Int. - Swisscard AECS	Travel	37,823.59
Switzerland	American Express Int. - Swisscard AECS	Travel	31,139.62
Switzerland	American Express Int. - Swisscard AECS	Travel	30,050.76
Switzerland	ATZ COMMUNICATIONS	Travel Service	60,000.00
Switzerland	Compass Group (Schweiz) AG	Catering Services	61,761.78
Switzerland	GENEVA INT'L CENTRE HUMANITARIA DEMINING	Explosive ordnance disposal or mine clearing services	112,000.00
Switzerland	GENEVA INT'L CENTRE HUMANITARIA DEMINING	Explosive ordnance disposal or mine clearing services	71,400.00
Switzerland	MINEWOLF SYSTEMS AG	Mine Action	3,028,120.00
Switzerland	MINEWOLF SYSTEMS AG	Mine Action	120,310.00
Switzerland	SOCIETE PRIVEE DE GERANCE	Travel Service	97,253.89
Switzerland	SOCIETE PRIVEE DE GERANCE	Travel Service	91,116.51
Switzerland	SOUTH CENTRE	Conference organizing services	123,000.00
Switzerland	SOUTH CENTRE	Environmental Management	40,000.00
Switzerland	SOUTH CENTRE	Procurement Services	205,000.00
Switzerland	Supreme Foodservice Gmbh	Sealing	60,748.99
Switzerland	UNITAR GENEVA	Conference organizing services	34,454.00
Switzerland	United Nations Office at Geneva	Procurement Services	52,104.00
Switzerland	United Nations Office at Geneva	Service Contracts - Individual	255,860.00
Switzerland	United Nations Office at Geneva	Service Industries	50,374.00
Switzerland	World Trade Organization	General Management Services	2,625,933.72

Major Contracts for Services Placed by Agency During 2010 (Contracts of \$30,000 or more)

Agency	Location of contractor	Name of contractor	Description of services	Contract value USD
UNOPS Continued				
Switzerland		Zoi Environment Network	Project Management	125,748.00
Syrian Arab Republic		FOUR SEASONS HOTEL	Conference organizing services	46,800.00
Syrian Arab Republic		Y2AD	Conference organizing services	49,906.09
Tanzania		SimbaNET (T) Limited	Internet, Design and Construction of Websites	40,738.00
Tanzania		UNIVERSITY OF DAR ES SALAAM	Procurement Services	39,730.00
Thailand		ADPC FOUNDATION	Project Management	387,651.00
Togo		NOUVELLE SOTOTILES SARL	Road transport	36,253.40
Trinidad and Tobago		Buccoo Reef Trust	Environmental Management	210,392.26
Tunisia		Arab Institute for Human Rights	Human rights advancement	740,000.00
Tunisia		SPH KHAMSA	Conference organizing services	30,641.49
Turkey		ARGES ARITMA MAKINA LTD.STI.	Sewage treatment plants construction	73,400.00
Turkey		ARGES ARITMA MAKINA LTD.STI.	Sewage treatment plants construction	72,829.13
Turkey		EDE Construction & Trade Company Inc	Construction	1,001,322.00
Turkey		EDE Construction & Trade Company Inc	Construction	998,077.00
Turkey		EDE Construction & Trade Company Inc	Construction	871,472.00
Turkey		EDE Construction & Trade Company Inc	Construction	679,204.13
Turkey		EDE Construction & Trade Company Inc	Construction	472,638.00
Turkey		EDE Construction & Trade Company Inc	Construction	393,714.00
Turkey		EDE Construction & Trade Company Inc	Construction	350,000.00
Turkey		EDE Construction & Trade Company Inc	Construction	300,414.00
Turkey		EDE Construction & Trade Company Inc	Construction	270,843.11
Turkey		YANKI TRAVEL AGENCY	General Management Services	34,040.50
Turkmenistan		Kangar LTD-T	Environmental Management	35,000.00
Uganda		AFRICAN Skies Limited	Air charter services	36,560.00
Uganda		AFRICAN Skies Limited	Construction	1,324,881.95
Uganda		AFRICAN Skies Limited	Construction	87,380.00
Uganda		AFRICAN Skies Limited	Construction	43,160.00
Uganda		Botimore and Company	Construction	41,886.45
Uganda		Botimore and Company	Construction services,	164,565.13
Uganda		Bush Contractors Co. Ltd	Construction	188,954.00
Uganda		Bush Contractors Co. Ltd	Construction	188,954.00
Uganda		Bush Contractors Co. Ltd	Construction	188,954.00
Uganda		ENMARG GROUP INC	Civil works rehabilitation	30,330.50
Uganda		MESCO LIMITED	Construction	177,301.70
Uganda		MESCO LIMITED	Construction	50,000.00
Uganda		MESCO LIMITED	Office buildings construction	217,752.00
Uganda		New Daissy Ltd	Construction	82,823.59
Uganda		Nile Basin Initiative Secretariat	DSA International	129,754.00
Uganda		Nile Basin Initiative Secretariat	Environmental Management	52,254.00
Uganda		NITRO CHEMICALS UGANDA LTD	Explosive ordnance disposal or mine clearing services	30,175.00
Uganda		SLM and Family Enterprises Ltd	Office buildings construction	56,557.00
Uganda		TERRAIN SERVICES LTD.	Construction	41,797.00
Uganda		UNIFREIGHT TRUCKING SERVICES LIMITED	Construction services,	219,123.56
Uganda		UNIFREIGHT TRUCKING SERVICES LIMITED	Construction services,	209,182.52
Uganda		Zhonghao Overseas Const. & Eng. Co. Ltd	Construction	1,117,275.00
Uganda		Zhonghao Overseas Const. & Eng. Co. Ltd	Construction	902,916.13
Uganda		Zhonghao Overseas Const. & Eng. Co. Ltd	Construction	651,226.70
Uganda		Zhonghao Overseas Const. & Eng. Co. Ltd	Construction services,	923,299.23
Uganda		Zhonghao Overseas Const. & Eng. Co. Ltd	Construction services,	755,699.46
Uganda		Zhonghao Overseas Const. & Eng. Co. Ltd	Construction services,	241,670.30
Uganda		Zhonghao Overseas Const. & Eng. Co. Ltd	Telecommunications	240,021.90
Ukraine		KP DOBROBUT LTD	Conference organizing services	47,262.36
Ukraine		UKROBORONSERVICE State Company	Explosive ordnance disposal or mine clearing services	366,813.00
United Arab Emirates		BAKAWI INVEST. & PETROLEUM SER. CO LTD	Construction	262,809.70
United Arab Emirates		BAKAWI INVEST. & PETROLEUM SER. CO LTD	Dam maintenance	295,000.00
United Arab Emirates		BAKAWI INVEST. & PETROLEUM SER. CO LTD	Reservoir maintenance	300,000.00
United Arab Emirates		BLACKSHEEP GROUP FZC	General Management Services	32,400.00
United Arab Emirates		BLACKSHEEP GROUP FZC	General Management Services	32,400.00
United Arab Emirates		DCS FZE	Airfreight transport	81,722.59
United Arab Emirates		Eyat Roads and Bridges	Construction	2,859,919.49
United Arab Emirates		Eyat Roads and Bridges	Construction	421,161.98
United Arab Emirates		Eyat Roads and Bridges	Construction contractor, roads	4,493,493.02
United Arab Emirates		Fulbright & Jaworski L.L.P.	Legal aid	2,000,000.00
United Arab Emirates		GOLDEN RELIEF RESOURCES LLC	Bridge construction work	1,203,436.25
United Arab Emirates		GOLDEN RELIEF RESOURCES LLC	Sea freight transport	30,000.00
United Arab Emirates		Haji Abdul Hai Mohammad BASHIRI	Leasing or Rental Services	73,200.00
United Arab Emirates		Haji Abdul Hai Mohammad BASHIRI	Leasing or Rental Services	36,600.00
United Arab Emirates		Haji Abdul Hai Mohammad BASHIRI	Leasing or Rental Services	36,600.00
United Arab Emirates		HIVISION Technology LLC.	Computer Science	70,500.00
United Arab Emirates		HIVISION Technology LLC.	Computer Science	42,300.00
United Arab Emirates		MAM FOR ROADS AND BRIDGES	Road construction work	678,332.40
United Arab Emirates		RAMADA CHELSEA HOTEL	Management Training	47,683.92
United Arab Emirates		RAMADA CHELSEA HOTEL	Specialised management training	42,507.25
United Kingdom		ALLEN-VANGUARD LTD	Landmine Clearance (Demining)	42,426.90
United Kingdom		BPP Learning Media Ltd	Distance learning	39,115.02
United Kingdom		Chartered Institute Purchasing & Supply	Distance learning	63,490.85
United Kingdom		Chartered Institute Purchasing & Supply	Distance learning	51,924.88
United Kingdom		Chartered Institute Purchasing & Supply	Management consultancy	57,245.22
United Kingdom		Control Risks Group Limited	Security Services	300,951.00
United Kingdom		CRANFIELD UNIVERSITY	Vocational Training	82,712.00
United Kingdom		Emma Samman	Individual Consulting Service	45,000.00
United Kingdom		G4S Risk Management Ltd	Mine Action	4,812,495.00
United Kingdom		G4S Risk Management Ltd	Mine Action	4,499,395.00
United Kingdom		G4S Risk Management Ltd	Mine Action	1,912,998.00
United Kingdom		G4S Risk Management Ltd	Mine Action	1,588,056.50
United Kingdom		G4S Risk Management Ltd	Mine Action	863,282.02
United Kingdom		G4S Risk Management Ltd	Mine Action	633,541.00
United Kingdom		G4S Risk Management Ltd	Mine Action	312,208.00
United Kingdom		Global Network of Civil Society Org.	Procurement Services	110,000.00
United Kingdom		GREEN INK PUBLISHING SERVICES LTD.	Procurement Services	36,920.00
United Kingdom		Howe Murphy Consulting Limited	Regional Development	31,500.00
United Kingdom		Human Recognition Systems Limited	Explosive ordnance disposal or mine clearing services	99,500.00
United Kingdom		IIED-int'l. Inst. for Environment & Devt.	Environmental Management	50,000.00
United Kingdom		IIED-int'l. Inst. for Environment & Devt.	Service Contracts - Individual	41,999.76
United Kingdom		International Organisation Development	Telecommunications	245,644.00
United Kingdom		LANDMINE ACTION	Mine Action	485,000.00
United Kingdom		LANDMINE ACTION	Mine Action	289,610.37
United Kingdom		Maplecroft	Regional Development	50,121.18
United Kingdom		MINE TECH INTERNATIONAL LTD	Mine Action	3,034,626.00
United Kingdom		MINE TECH INTERNATIONAL LTD	Mine Action	2,500,091.00
United Kingdom		MINE TECH INTERNATIONAL LTD	Mine Action	2,189,169.00
United Kingdom		MINE TECH INTERNATIONAL LTD	Mine Action	2,173,338.00
United Kingdom		MINE TECH INTERNATIONAL LTD	Mine Action	2,066,154.00
United Kingdom		MINE TECH INTERNATIONAL LTD	Mine Action	1,958,569.00
United Kingdom		MINE TECH INTERNATIONAL LTD	Mine Action	1,253,583.00
United Kingdom		MINE TECH INTERNATIONAL LTD	Mine Action	1,118,627.00
United Kingdom		MINE TECH INTERNATIONAL LTD	Mine Action	1,082,342.00
United Kingdom		MINES ADVISORY GROUP	Mine Action	914,992.00
United Kingdom		MINES ADVISORY GROUP	Mine Action	335,658.78
United Kingdom		MINES ADVISORY GROUP	Mine Action	189,806.00
United Kingdom		MINES ADVISORY GROUP	Mine Action	139,669.00
United Kingdom		MINES ADVISORY GROUP	Mine Action	127,000.00
United Kingdom		MRAG LTD.	Environmental Management	40,784.32
United Kingdom		OXFORD POLICY MANAGEMENT LIMITED	Procurement Services	149,962.00
United Kingdom		SCHOOL OF ORIENTAL AND AFRICAN STUDIES	Environmental Management	30,000.00
United Kingdom		STRATEGIC AGENDA LLP	Culture	30,304.70
United Kingdom		Taylor and Francis Group	Procurement Services	33,000.00
United Kingdom		The Environment & Development Group	Environmental impact assessment	220,573.70
United Kingdom		THE HALO TRUST	Explosive ordnance disposal or mine clearing services	1,320,000.00
United Kingdom		THE HALO TRUST	Explosive ordnance disposal or mine clearing services	1,155,000.00

Major Contracts for Services Placed by Agency During 2010 (Contracts of \$30,000 or more)

Agency	Location of contractor	Name of contractor	Description of services	Contract value USD
UNOPS Continued				
United Kingdom		THE HALO TRUST	Explosive ordnance disposal or mine clearing services	660,000.00
United Kingdom		THE HALO TRUST	Explosive ordnance disposal or mine clearing services	260,000.00
United Kingdom		THE HALO TRUST	Explosive ordnance disposal or mine clearing services	65,000.00
United Kingdom		THE HALO TRUST	Mine Action	385,380.00
United Kingdom		UNITAS COMMUNICATIONS	Procurement Services	82,400.00
United Kingdom		UNITAS COMMUNICATIONS	Procurement Services	39,634.15
United Kingdom		University of Nottingham	Training	241,414.00
United Kingdom		westminster International Ltd	Landmine Clearance (Demining)	57,646.34
United Kingdom		WILLIS LIMITED	Insurance	94,496.54
United Kingdom		WS Atkins International Ltd.	Environmental Management	44,965.00
United States		ACADEMY FOR EDUCATION DEVELOPMENT	Travel Service	30,000.00
United States		ACROW CORPORATION OF AMERICA	Installation of Equipment	58,550.00
United States		AMERICAN EXPRESS TRS	Travel	75,300.00
United States		AMERICAN EXPRESS TRS	Travel	65,025.90
United States		AMERICAN MUSEUM OF NATURAL HISTORY	Leasing or Rental Services	68,740.00
United States		ARROWHEAD FILM & VIDEO	Project Management	49,973.03
United States		Bancroft Global Development	Explosive ordnance disposal or mine clearing services	372,870.00
United States		Bancroft Global Development	Explosive ordnance disposal or mine clearing services	189,718.00
United States		Bancroft Global Development	Mine Action	99,344.00
United States		Board of Trustees / UIC Great Lakes Cent	Procurement Services	110,000.00
United States		Chaffetz Lindsey LLP	Legal aid	250,000.00
United States		COMMUNICATIONS DEVELOPMENT INC. (CDI)	Communications	69,277.00
United States		Conservation International Foundation	Environmental Management	90,000.00
United States		DELOITTE & TOUCHE LLP	Accountancy	849,270.00
United States		DESIGN-ONE	Engineering Services	153,073.11
United States		DYNCORP INTERNATIONAL LLC	Engineering Services	169,312.00
United States		DYNCORP INTERNATIONAL LLC	Engineering Services	32,912.00
United States		DYNCORP INTERNATIONAL LLC	Individual Consulting Service	600,000.00
United States		DYNCORP INTERNATIONAL LLC	Individual Consulting Service	146,000.00
United States		DYNCORP INTERNATIONAL LLC	Individual Consulting Service	91,718.00
United States		DYNCORP INTERNATIONAL LLC	Individual Consulting Service	81,615.00
United States		DYNCORP INTERNATIONAL LLC	Individual Consulting Service	37,310.00
United States		DYNCORP INTERNATIONAL LLC	Technical assistance and advisory services	62,920.08
United States		DYNCORP INTERNATIONAL LLC	Telecommunications	890,511.00
United States		DYNCORP INTERNATIONAL LLC	Wages and salaries	62,025.00
United States		DYNCORP INTERNATIONAL LLC	Wages and salaries	56,860.00
United States		DYNCORP INTERNATIONAL LLC	Wages and salaries	45,250.00
United States		DYNCORP INTERNATIONAL LLC	Wages and salaries	45,250.00
United States		DYNCORP INTERNATIONAL LLC	Wages and salaries	42,350.00
United States		DYNCORP INTERNATIONAL LLC	Wages and salaries	42,350.00
United States		DYNCORP INTERNATIONAL LLC	Wages and salaries	39,020.00
United States		DYNCORP INTERNATIONAL LLC	Wages and salaries	36,773.64
United States		DYNCORP INTERNATIONAL LLC	Wages and salaries	31,430.00
United States		EMERGING MARKETS COMMUNICATIONS, INC.	Communication satellites	34,200.00
United States		FOREST TRENDS	General Management Services	300,000.00
United States		FOREST TRENDS	Procurement Services	850,000.00
United States		Gabriele Orlandi	Individual Consulting Service	47,850.00
United States		Global Defense Solutions	Management consultancy	240,000.00
United States		Health Care Without Harm	General Management Services	150,000.00
United States		HOLIDAY INN MANHATTAN VIEW	Procurement Services	42,400.38
United States		HUDSON ETHICS CONSULTING	Service Contracts - Individual	62,382.50
United States		I.E. HEALTHCARE I.E. LLC	Travel Service	34,500.00
United States		IDG Security	Security Services	42,900.00
United States		IDG Security	Security Services	34,600.00
United States		Intec Billing Inc.	Operations Support	217,038.46
United States		Intec Billing Inc.	Procurement Services	158,367.40
United States		Intec Billing Inc.	Project Management	651,692.00
United States		Intec Billing Inc.	Project Management	201,904.35
United States		Intec Billing Inc.	Special Equipment Maintenance	363,768.00
United States		INTERNATIONAL CENTER FOR JOURNALISTS	General Management Services	56,746.00
United States		INTERNATIONAL CENTER FOR JOURNALISTS	Procurement Services	56,241.00
United States		INTERNATIONAL CENTER FOR JOURNALISTS	Procurement Services	46,913.00
United States		International Coastal and Ocean Organiza	Environmental Management	349,813.00
United States		International Coastal and Ocean Organiza	Environmental Management	75,000.00
United States		International Coastal and Ocean Organiza	Environmental Management	70,000.00
United States		International Senior Lawyer Project	Payment	136,500.00
United States		Iron Mountain Records Management	Storage	33,986.22
United States		IUCN- International Union	Environmental Management	36,000.00
United States		Jordi TORRENT	Individual Consulting Service	37,800.00
United States		Jordi TORRENT	Individual Consulting Service	36,000.00
United States		Lankler Siffert & Wohl LLP	General and National Law	331,821.71
United States		Lankler Siffert & Wohl LLP	General and National Law	72,154.42
United States		Lax Sebenius LLC	Management Training	42,139.35
United States		Lax Sebenius LLC	Training, other	45,978.00
United States		MEDICAL CARE DEVELOPMENT INTERNATIONAL	Travel Service	509,083.00
United States		MEDICAL CARE DEVELOPMENT INTERNATIONAL	Travel Service	475,077.00
United States		MEDICAL CARE DEVELOPMENT INTERNATIONAL	Travel Service	94,940.00
United States		MEDICAL CARE DEVELOPMENT INTERNATIONAL	Travel Service	65,297.00
United States		Meridian Institute	Trade Related Services; Other	87,494.00
United States		Miller Advertising	Advertising	105,235.79
United States		MIYAMOTO INTERNATIONAL	Engineering Services	120,000.00
United States		MIYAMOTO INTERNATIONAL	Engineering Services	116,250.00
United States		MIYAMOTO INTERNATIONAL	Engineering Services	105,000.00
United States		MIYAMOTO INTERNATIONAL	Engineering Services	80,000.00
United States		MIYAMOTO INTERNATIONAL	Engineering Services	75,000.00
United States		MIYAMOTO INTERNATIONAL	Engineering Services	50,000.00
United States		MIYAMOTO INTERNATIONAL	Engineering Services	48,000.00
United States		MIYAMOTO INTERNATIONAL	Engineering Services	38,750.00
United States		MIYAMOTO INTERNATIONAL	Service Industries	200,000.00
United States		MORCOM INTERNATIONAL INC.	Transport information systems	205,648.84
United States		One Dream Sound Corp.	Conference organizing services	31,325.00
United States		Pan American Health Organization Pan	Project Management	73,450.00
United States		Procuserve inc	Construction of pre-fabricated buildings	199,797.97
United States		PROTECTION ENGINEERING CONSULTANTS/STONE	Construction	130,768.25
United States		PROTECTION ENGINEERING CONSULTANTS/STONE	Construction	94,928.99
United States		PROTECTION ENGINEERING CONSULTANTS/STONE	Construction	32,522.14
United States		REVENUE WATCH INSTITUTE	Supply and demand	32,000.00
United States		SAFARILAND LLC	Riots	61,210.80
United States		SEARCH FOR COMMON GROUND	General Management Services	99,000.00
United States		SEARCH FOR COMMON GROUND	Procurement Services	60,000.00
United States		Synergy International Systems, Inc.	General Building Maintenance	44,982.00
United States		TS 405 LEXINGTON OWNER , L.L.C .	Leasing or Rental Services	2,623,330.00
United States		Tumac Lumber Co.	Rural freight transport services	42,000.00
United States		Winbourne & Costas, Inc.	General Management Services	209,136.00
United States		WSI-RONCO CONSULTING CORPORATION	Mine Action	3,381,875.00
United States		WSI-RONCO CONSULTING CORPORATION	Mine Action	2,433,267.00
United States		WSI-RONCO CONSULTING CORPORATION	Mine Action	1,321,882.00
United States		WSI-RONCO CONSULTING CORPORATION	Mine Action	964,072.75
Viet Nam		Dept. of Natural Resources and Env.	Environmental Management	71,020.00
Viet Nam		HOI NONG DAN VIET NAM TINH BAC LIEU	Environmental Management	35,000.00
Viet Nam		Vietnam Administration of Seas & Island	Environmental Management	99,000.00
Virgin Islands (British)		The Development Initiative Limited	Mine Action	923,396.00
Virgin Islands (British)		The Development Initiative Limited	Mine Action	907,362.00
Virgin Islands (British)		The Development Initiative Limited	Mine Action	827,851.00
Virgin Islands (British)		The Development Initiative Limited	Mine Action	746,539.00
Virgin Islands (British)		The Development Initiative Limited	Mine Action	729,024.00
Virgin Islands (British)		The Development Initiative Limited	Mine Action	441,610.00
Virgin Islands (British)		The Development Initiative Limited	Mine Action	248,060.00
Zimbabwe		ALICE CONTRACTORS	Construction	31,569.79
Zimbabwe		WaterNet	Environmental Management	32,828.00

Major Contracts for Services Placed by Agency During 2010 (Contracts of \$30,000 or more)

Agency	Location of contractor	Name of contractor	Description of services	Contract value USD
UNOV				
Austria		Bechtle GmbH	Quantum VTL DXI7500 upgrade module incl. 5Tb De duplication license	54,044.50
Austria		Bechtle GmbH	Upgrade Novell Znetworks	54,645.83
Austria		Bewo GmbH - Hotel Deutschmeister	Hotels	30,248.70
Austria		BUEROHANDL GMBH	Toner for UNOV during 2010.	30,799.48
Austria		EVVA SICHERHEITSSYSTEME GMBH	One time preventive maintenance for the turnstilessee Annex B	55,706.54
Austria		EVVA SICHERHEITSSYSTEME GMBH	System installation	34,110.43
Austria		EXPOXX MESSEBAU GMBH	Rental and construction June 2010	50,795.87
Austria		G. Voelkl GmbH	Construction - Metal Works VOELKL	30,219.78
Austria		Hereschwerke Regeltechnik GmbH	Construction - Electrical Works, HERESCHWERKE	188,716.24
Austria		HESS Stahlbau & Montage GmbH	building and construction work	1,236,263.74
Austria		HESS Stahlbau & Montage GmbH	Security and construction - additional costs for demolition and excavation	225,030.22
Austria		HEWLETT PACKARD GMBH	Provision Hardware and software maintenance for IMIS HP server	48,074.75
Austria		HEWLETT PACKARD GMBH	Provision of hardware and software maintenance for IMIS HP server	48,074.75
Austria		KAPSCH BUSINESSCOM AG	Yearly maintenance of Video Motion Detection System.	59,315.59
Austria		MOBILKOM AUSTRIA	Mobile blackberry communication services	35,714.29
Austria		Orange Austria Telecommunication GmbH	Aug-Dec 2010	64,220.40
Austria		Orange Austria Telecommunication GmbH	Jan-July 2010	36,057.69
Austria		Orange Austria Telecommunication GmbH	Jan-July 2010	84,134.62
Austria		Orange Austria Telecommunication GmbH	Mobile BLACKBERRIES - ACA	54,945.05
Austria		Orange Austria Telecommunication GmbH	Mobile communication services	109,890.11
Austria		Rudolf GmbH	Construction - Metal Works VOELKL	324,883.24
Austria		Rudolf Kaiser GmbH & Co KG	dry cleaning and alteration services	60,435.44
Austria		SYBASE EDV-SYSTEME	Renewal of Sybase maintenance and support	34,207.54
Austria		UNISAN GmbH u. NFG. KG	Construction - Sanitation Works, UNISAN	94,180.07
Austria		WNT Telecommunication GmbH	Sept-Dec 2010	44,036.85
Austria		WNT Telecommunication GmbH	Sept-Dec 2010 UNIDO share	46,972.64
Austria		XEROX AUSTRIA GMBH	High Volume Photocopying Machines Contract extension 01/09-30/11/2010	32,626.51
Austria		XEROX AUSTRIA GMBH	High Volume Photocopying machines contract extension 01/06-31/08/2010	33,981.79
Austria		XEROX AUSTRIA GMBH	Rental cost for the period 01.03.2010 to 31.05.2010	33,981.79
Austria		XEROX AUSTRIA GMBH	Rental of photocopiers	226,648.35
Bosnia and Herzegovina		Prism Research	Corruption survey	39,560.44
Bosnia and Herzegovina		Prism Research	Household survey on corruption in Montenegro	33,750.00
Bosnia and Herzegovina		Prism Research	Household survey on corruption in Bosnia-Herzegovina	33,750.00
Canada		MDA Geospatial Services Inc.	Satellite imagery	225,468.16
China		China Translation & Publication Corporation	Translation	70,000.00
China		China Translation & Publication Corporation	Translation into Chinese UNOV's share	70,000.00
Egypt		IT Synergy	Database development and maintenance.	70,000.00
France		Tredi SA	removal and disposal of hazardous materials	65,934.07
Germany		EUROPEAN SPACE IMAGING GMBH	Satellite imagery in Myanmar.	65,000.00
Germany		Vaices GmbH	Google Search appliance GB-7007 with 3 yrs support	46,068.15
India		IntegriTV	Production of a Training Film on Migrant Smuggling	131,000.00
Italy		ARTI GRAPICHE MERONI SRL	Printing of 2000 copies + 300 Box set of the Central Asia Book	44,505.49
Italy		awb informatica	Information technology	50,795.76
Russian Federation		JSC INTERDIALECT PLUS	Translation into Russian and related typesetting services	50,000.00
Slovakia		CREATIVE IMAGES	Printing services	41,184.37
Slovakia		INVECON S.R.O.	Journal and Order Forms printing	38,461.54
Switzerland		GLANZMANN	Envelopes - 2010 First Day Covers	112,266.48
United States of America		Dalberg Global Development Advisors	UNOV Contract No. 10,576, UN.GIFT Project Evaluation	255,000.00
UN / PD				
Afghanistan		AFAQ CONSTRUCTION CO.LTD	Construction services.	1,698,577.17
Afghanistan		AHMAD SHAH	Real estate services	42,000.00
Afghanistan		AL HOOTI CONSTRUCTION LLC	Construction services.	179,179.13
Afghanistan		AMIRI NAZARI CONSTRUCTION LTD. (ANCL)	Construction services.	133,013.60
Afghanistan		Arian Mutahed Construction & Supply Company, Kandahar	Construction services.	158,986.00
Afghanistan		ASMAN-ABI CONSTRUCTION, SERVICES & SUPPLY COMPANY	Security services	142,794.58
Afghanistan		BEHSAZAN BALKH ROAD & CONSTRUCTION CO.	Construction services.	327,547.04
Afghanistan		DR. AHMAD MOSHAHED	Real estate services	30,000.00
Afghanistan		ELI DESIGN ENGINEERING & CONSTRUCTION CO. (EDEC)	Construction services.	34,537.28
Afghanistan		ELIMI LTD	Soap and cleaning preparations, perfumes and cosmetics industries	331,262.48
Afghanistan		FILM CREW PRODUCTION	Communication process	40,107.23
Afghanistan		GHULAM HASSAN	Real estate services	112,500.00
Afghanistan		HABIBULLAH HASEEB PRINTING PRESS	Printing services	35,851.92
Afghanistan		HAFEZ CONSTRUCTION COMPANY (HCRC)	Construction services.	392,925.00
Afghanistan		HAMDAST CONSTRUCTION COMPANY	Construction services.	195,205.70
Afghanistan		HAZRAT KHAN S/O HAJI QUBAD	Real estate services	306,000.00
Afghanistan		Hewadwal Construction and Roads Building Company	Construction services.	82,000.00
Afghanistan		Hewadwal Construction and Roads Building Company	Freight forwarding	154,700.00
Afghanistan		IDG Security (Afghanistan) Ltd.	Security services	5,647,381.94
Afghanistan		Ilyas Mudasser Co. Ltd	Vehicle rental	41,400.00
Afghanistan		IO-GLOBAL SERVICES PVT LTD	Data transmission	758,250.00
Afghanistan		JAWIDAN MAIHAN CONSTRUCTION COMPANY	Construction services.	196,935.00
Afghanistan		KABUL ELECTRIC	Construction services.	40,405.78
Afghanistan		KOHKAN CONSTRUCTION CO.	Construction services.	77,853.00
Afghanistan		MAJED KHALI CONSTRUCTION COMPANY	Construction services.	160,097.25
Afghanistan		MAWLADAD AZIMI CONSTRUCTION COMPANY	Construction services.	115,065.00
Afghanistan		MILKY WAY LIMITED	Printing services	56,100.00
Afghanistan		MIRAJUDDIN	Real estate services	265,500.00
Afghanistan		MOHAMMAD ESA SARDARZADA LTD (M.E.S.CO LTD)	Construction services.	61,000.00
Afghanistan		MOHAMMAD ZAHER ASSAS	Real estate services	33,600.00
Afghanistan		MR. HAJI AMANULLAH	Real estate services	36,000.00
Afghanistan		MR. HAJI BADDAM GUL	Real estate services	60,000.00
Afghanistan		MR. QUDRATULLAH	Real estate services	140,000.00
Afghanistan		MUSTAFA KHALIQ CONSTRUCTION COMPANY	Construction services.	55,421.45
Afghanistan		OROGI BALKH RECONSTRUCTION COMPANY (ORC)	Construction services.	109,300.00
Afghanistan		OVERSEAS GLOBAL SERVICES CO.	Construction services.	609,271.26
Afghanistan		PACHAKHIL ESMAT TRADING CO.LTD.	Freight forwarding	52,177.78
Afghanistan		PARYAN ROAD & BUILDING CONSTRUCTION COMPANY	Construction services.	817,186.83
Afghanistan		SAHIL TRANSPORTATION CO	Freight forwarding	130,000.00
Afghanistan		SAMARUDDIN S/O JAMALUDDIN	Real estate services	56,400.00
Afghanistan		SAMBROS INTERNATIONAL INCORPORATION	Construction services.	4,621,940.97
Afghanistan		SENAAN CONSTRUCTION & ROAD REHABILITATION COMPANY	Construction services.	373,557.93
Afghanistan		SHEKIB NAWED CONSTRUCTION COMPANY (SNCC)	Construction services.	787,322.52
Afghanistan		TARIQ YOUSAFZAI CONSTRUCTION COMPANY	Construction services.	121,659.14
Afghanistan		UNOPS AFGHANISTAN	Real estate services	189,000.00
Afghanistan		WASHINGTON KABUL INTERNATIONAL CONSTRUCTION COMP	Construction services.	358,258.00
Afghanistan		WATANYAR ELECTRONIC STORE	Construction services.	63,431.00
Afghanistan		WOOR CONSTRUCTION COMPANY (W.C.C)	Construction services.	156,340.08
Algeria		E.T.B Mimouni Mohamed	Construction services.	45,013.42
Algeria		NAFTAL SPA	Materials handling	64,000.00
Algeria		S.A.R.L AMANE PLUS	Security services	36,278.59
Angola		TRANSAFRIK CORPORATION LIMITED	Airline management and operations	3,640,941.00
Australia		AIRDUCTER PTY LTD	Climatology	35,633.93
Australia		CAPITEQ LIMITED trading as AIR NORTH	Airports	69,715.65
Australia		Hastie Services Pty Ltd t/as Spectrum Fire & Security	Disaster prevention	69,588.93
Australia		HOLYMAN SHIPPING SERVICES PTY LTD.	General project management	9,335,307.90
Australia		HOLYMAN SHIPPING SERVICES PTY LTD.	Specialised transport operations	1,331,270.87
Australia		Immediate Assistants Pty Ltd.	Professional training	74,690.00
Australia		Northern Territory of Australia	Freight forwarding	124,107.88
Australia		Northern Territory of Australia	Real estate services	149,921.94
Australia		TERRITORY TECHNOLOGY SOLUTIONS	Office support services	57,526.37
Austria		Audio Video Consulting GmbH	Printing services	30,622.95
Austria		KREPS HANDELSGESELLSCHAFT KEG.	Shipping	68,000.00
Belgium		AlteAd Devriendt NV	Road transport	48,473.90
Belgium		BELGO-IBERIAN MARITIME	Shipping	1,614,962.98
Belgium		CHANNEL RESEARCH BELGIUM	Marketing	450,004.00
Belgium		CHANNEL RESEARCH BELGIUM	Technical requirements studies for projects	238,854.00
Belgium		Mercur International For Development Co. Ltd	Freight forwarding	184,470.00
Belgium		N.V. REIBEL (Belgium) S.A.	Shipping	127,548.00
Belgium		REIBEL (BELGIUM) N.V.	Freight forwarding	77,227.84
Belgium		Reibel (Belgium) N.V.	Transport engineering	74,285.71

Major Contracts for Services Placed by Agency During 2010 (Contracts of \$30,000 or more)

Agency	Location of contractor	Name of contractor	Description of services	Contract value USD
Belgium	UN / PD Continued	REIBEL (Belgium) SA NV	Shipping	52,347.24
Belgium		REIBEL SA	Freight forwarding	828,397.38
Belgium		REIBEL SA	Shipping	4,037,436.53
Belgium		S.W.I.F.T.	Financial services and insurance	40,000.00
Belgium		SDV INTERNATIONAL LOGISTICS	Freight forwarding	409,990.00
Belgium		SOCIÉTÉ INT'L DE TELECOM AERONATIQUE	Telecommunications	105,000.00
Belgium		TELELINGUA INTERNATIONAL	Language	508,900.00
Bulgaria		HELI AIR SERVICES	Airline management and operations	6,141,245.00
Burundi		AUTOTECH	Transport engineering	40,650.41
Burundi		BURUNDI CLEANING COMPANY (BCC)	Radio communications	280,565.29
Burundi		CLEANEXPRESS BURUNDI(CLEANEX)	Cleaning services	106,587.78
Burundi		ENGEN PETROLEUM BURUNDI S.A	Fuel research	1,673,575.00
Burundi		FRANCOIS MAFUREBO	Real estate services	87,804.88
Burundi		LIBERATE MUKAYIRANGA	Real estate services	48,780.49
Burundi		PROTECTION - SURVEILLANCE - GARDIE	Security services	480,698.78
Burundi		REGIE DES SERVICES AERONAUTIQUES (RSA) (PROVISIONAL)	Air navigation services	72,457.28
Burundi		U-COM	Data transmission	43,384.00
Canada		AERONAV INC.	Telecommunication, other	49,400.00
Canada		COMMONWEALTH OF LEARNING	Literacy training	35,600.00
Canada		ENAYATULLAH	Real estate services	90,000.00
Canada		GOSS GILROY, INC.	Project identification, preparation and evaluation	87,000.00
Canada		IATA (International Air Transport Association)	Professional training	135,600.00
Canada		ICAO	Air navigation services	744,700.00
Canada		Icao	Project administration	943,360.00
Canada		INTERNATIONAL AIR TRANSPORT ASSOCIATION	Training, other	30,000.00
Canada		INTERNATIONAL AIR TRANSPORT ASSOCIATION (IATA) - CANADA	Technical vocational training	30,000.00
Canada		LOWE-MARTIN COMPANY, INC	Printing services	224,785.76
Canada		MDA GEOSPATIAL SERVICES INC	Remote sensing	78,540.00
Canada		MDA GEOSPATIAL SERVICES, INC.	Freight forwarding	51,643.88
Canada		STANTEC CONSULTING INTERNATIONAL	Maintenance of peace and security	284,500.00
Canada		TRANS CAPITAL	Air navigation services	102,500.00
Canada		TRANS CAPITAL AIR LTD.	Airline management and operations	18,338,014.18
Canada		VOYAGEUR AIRWAYS LIMITED	Air navigation services	72,000.00
Canada		VOYAGEUR AIRWAYS LIMITED	Airline management and operations	39,118,553.81
Central African Republic		GHASSAN FARHAT	Real estate services	33,835.79
Chad		ABDERAHIM BAHAR MAHAMAT ITNO	Housing	44,673.69
Chad		AL AMANNA	Construction work and site management, civil works	5,519,756.27
Chad		BIBO VILLE PROPRIÉTAIRE	Water supply and sanitation	49,787.68
Chad		BOUTIQUE SADAGUA	Construction work and site management, civil works	74,238.88
Chad		CARRIERE	Construction work and site management, civil works	1,034,756.05
Chad		COPGARD S.a.r.l	Security services	752,587.54
Chad		DJIBERA TRANSPORT ROUTIER (DTR)	Road transport	190,082.96
Chad		DOUDOU MAHAMAT HISSEIN	Real estate services	39,500.97
Chad		ECBOTP	Construction work and site management, civil works	4,387,724.42
Chad		ECOTRANS	Water supply and sanitation	719,789.61
Chad		Entreprise Mahamat Djibrine	Water supply and sanitation	140,654.20
Chad		ETBH (ENTREPRISE DE TRAVAUX EN BATIMENTS ET HYDRAULIQUES)	Construction work and site management, civil works	1,143,914.09
Chad		ETS WADIENNE	Land transport, general	254,356.97
Chad		ETS WADIENNE	Road transport	739,622.53
Chad		GARANTIE	Security services	378,290.27
Chad		GLOBAL BUSINESS CITY	Water supply and sanitation	815,740.20
Chad		HAROUN ADOUM	Housing	44,673.69
Chad		HOSPITAL LE BON SAMARITAIN	Health care delivery	40,387.03
Chad		HOTEL NOVOTEL	Hotel industry	367,065.43
Chad		L'ABECHOISE	Water supply and sanitation	44,580.26
Chad		LOGISTICS INTERNATIONAL	Road transport	208,963.96
Chad		MEGA COCOG SARL	Construction work and site management, civil works	2,014,786.57
Chad		RECONNAISSANCE GARAGE	Maintenance and repair services	364,461.32
Chad		RESTAURANT LA ROSE DU SABLE	Catering services	238,891.47
Chad		RESTAURANT LA ROSE DU SABLE	Restaurant services	115,484.72
Chad		SDV TCHAD	Housing	69,802.64
Chad		SDV TCHAD	Real estate services	86,083.35
Chad		SDV TCHAD	Road transport	52,966.24
Chad		SOCIÉTÉ DE NETTOYAGE INDUSTRIEL	Water supply and sanitation	1,017,488.48
Chad		SOPETRANS	Freight forwarding	55,398.71
Chad		SOPETRANS	Land transport, general	628,581.88
Chad		SOPETRANS	Road transport	385,942.06
Chad		SOTEC	Housing	39,089.48
Chad		SOTEC	Real estate services	43,590.63
Chad		SOTTA S.A	Customs administration	55,785.89
Chad		STAT TCHAD (Société Tchadienne d'Affrètement et de Transit)	Land transport, general	57,796.58
Chad		STH (SOCIÉTÉ TCHADIENNE D'HYDRAULIQUE)	Hydraulic structures	621,783.26
Chad		TCHAD HANDLING SERVICES	Airports	357,890.73
Chad		Toumai Air Tchad	Customs administration	39,960.44
Chad		VIDANFOSSE AMKAMIL	Water supply and sanitation	172,699.20
Chad		ZAIN TCHAD	Specialised communications systems	356,097.38
China		A. Andrews & Co.(Mail Order) Ltd.	Printing services	31,866.60
China		CHINA TRANSLATION AND PUBLISHING CO	Language	243,000.00
China		PCCW GLOBAL (HK) LIMITED	Satellite communications	366,300.00
China		Peak International Trade (Tianjin) Co. Ltd	Waste disposal	131,176.00
Congo, Dem. Rep.		ACTION SOLIDAIRE DES TRANSPORTEURS DU NORD-KIVU "A.S.T.NK"	Vehicle rental	73,560.00
Congo, Dem. Rep.		AGB (ART GRAPHIC BUSINESS)	Printing services	30,450.00
Congo, Dem. Rep.		AGENCE MARITIME INTERNATIONALE DU CONGO " AMICONGO"	Real estate services	66,000.00
Congo, Dem. Rep.		AMZA CONSTRUCTION	Hotel industry	35,000.00
Congo, Dem. Rep.		ASBL "ASSOCIATION DES PERES BARNABITES"	Real estate services	42,000.00
Congo, Dem. Rep.		ASSOCIATION DES SOEURS DE MARIE D'INGELMUNSTER DE FAYOUMBO	Real estate services	60,000.00
Congo, Dem. Rep.		BANQUE COMMERCIALE DU CONGO "BCDC" / SUCCURSALE DE MOUSSOUDI	Real estate services	72,000.00
Congo, Dem. Rep.		BANQUE COMMERCIALE DU CONGO "BCDC"	Real estate services	342,000.00
Congo, Dem. Rep.		BERTRAND BISENGIMANA MUYANGO	Real estate services	120,000.00
Congo, Dem. Rep.		BRALLOY INC	Real estate services	480,000.00
Congo, Dem. Rep.		C.F.E (EX-ALCATEL)	Real estate services	144,000.00
Congo, Dem. Rep.		COMITE DE PROTECTION DES PARCELLES DE LA POPULATION	Real estate services	113,520.00
Congo, Dem. Rep.		CONGOLAISE DES TEXTILES "COTEX"	Real estate services	858,199.75
Congo, Dem. Rep.		DENIS BISHOGO	Real estate services	184,000.00
Congo, Dem. Rep.		DHL INTERNATIONAL CONGO SPRL	Freight forwarding	617,000.00
Congo, Dem. Rep.		DHL INTERNATIONAL CONGO SPRL	Privileges and immunities	120,000.00
Congo, Dem. Rep.		DOMAINE DE KATALE	Real estate services	72,000.00
Congo, Dem. Rep.		EDOUARD KITAMBALA AZWATA	Real estate services	88,800.00
Congo, Dem. Rep.		ELLICO	Television broadcasting	69,026.00
Congo, Dem. Rep.		ETS BISHWEKA N. VANNY	Real estate services	37,500.00
Congo, Dem. Rep.		ETS LA GONAIVE	Waste disposal	35,000.00
Congo, Dem. Rep.		ETS MAISON LA VICTOIRE	Vehicle rental	41,234.00
Congo, Dem. Rep.		ETS MENJASTONE	Construction services,	40,110.00
Congo, Dem. Rep.		FADEN HOUSE	Hotel industry	50,000.00
Congo, Dem. Rep.		FNMA	Real estate services	114,000.00
Congo, Dem. Rep.		GARAGE CARROSSERIE	Maintenance and repair services	90,000.00
Congo, Dem. Rep.		HOTEL LES CHALETS	Hotel industry	35,000.00
Congo, Dem. Rep.		HOTEL ORDHID'S SAFARI	Real estate services	67,500.00
Congo, Dem. Rep.		KK SECURITY CONGO SPRL	Security services	515,470.00
Congo, Dem. Rep.		La Succession Habou Coulibaly	Real estate services	60,000.00
Congo, Dem. Rep.		LE DIOCESE DE GOMA	Real estate services	214,500.00
Congo, Dem. Rep.		L'HOTEL LINDA	Hotel industry	30,000.00
Congo, Dem. Rep.		MAGENYA-PROTECTION & GARDIENNAGE	Security services	1,235,521.00
Congo, Dem. Rep.		Maison Complet	Civil engineering	74,910.50
Congo, Dem. Rep.		MAMBOLEO MUGHUBA	Real estate services	154,500.00
Congo, Dem. Rep.		MME JEANNE NIKUZE	Real estate services	31,200.00
Congo, Dem. Rep.		Mme LUBALA NAMAVU JEANNETTE	Real estate services	85,500.00
Congo, Dem. Rep.		MR MWAMI KALINDA NDANDU	Real estate services	132,974.40
Congo, Dem. Rep.		MR. ALBERT PRIGOGINE	Real estate services	300,000.00
Congo, Dem. Rep.		MR. ANTOINE MUSANGANYA LUBONGERA	Real estate services	96,000.00

Major Contracts for Services Placed by Agency During 2010 (Contracts of \$30,000 or more)

Agency	Location of contractor	Name of contractor	Description of services	Contract value USD
Congo, Dem. Rep.	UN / PD Continued	MR. BASHIMBE CHIZA MUKE	Real estate services	38,400.00
Congo, Dem. Rep.		MR. DARIO GIA BATTÀ	Real estate services	46,800.00
Congo, Dem. Rep.		MR. JUSTIN MUSANGANYA KALAMO	Real estate services	42,000.00
Congo, Dem. Rep.		Mr. Tshiaba Mudikolele Elie (Lessor)	Real estate services	33,600.00
Congo, Dem. Rep.		MR. VICTOR NGEZAYO	Real estate services	152,400.00
Congo, Dem. Rep.		MR. YUMA BIABA	Real estate services	30,000.00
Congo, Dem. Rep.		MR. CHARLES NYUNDA MULINGANYA	Real estate services	129,000.00
Congo, Dem. Rep.		MRS. MUKE NZIGIRE NONCY	Real estate services	30,000.00
Congo, Dem. Rep.		Ntagahwa Mirenge Panda	Waste disposal	33,124.80
Congo, Dem. Rep.		OFFICE DES ROUTES:DIRTECTION PROVINCIALE -SUD KIVU	Real estate services	306,600.00
Congo, Dem. Rep.		ONATRA	Real estate services	60,000.00
Congo, Dem. Rep.		PALME D'OR SARL	Real estate services	36,000.00
Congo, Dem. Rep.		REGIE DES VOIES AERIENNES	Air navigation services	720,000.00
Congo, Dem. Rep.		SANI-BEAUTE	Waste disposal	254,756.65
Congo, Dem. Rep.		SDV-AGETRAF	Freight forwarding	4,561,255.13
Congo, Dem. Rep.		SDV-AGETRAF	Real estate services	93,803.00
Congo, Dem. Rep.		SOCIETE D' EXPLOITATION AGRICOLE ET COMMERCIALE (SEAF)	Waste disposal	34,560.00
Congo, Dem. Rep.		SOCIETE TEXTILE DE KISANGANI S.A.R.L (SOTEXKI)	Printing services	47,500.00
Congo, Dem. Rep.		STE INTERNATIONAL TRADE & CONSTRUCTION	Catering services	43,200.00
Congo, Dem. Rep.		T.M.K SOCIETE DE TRANSPORT ET MESSAGERIES AU KIVU S.P	Real estate services	42,000.00
Congo, Dem. Rep.		TAMBAKIS & FRERES	Real estate services	42,000.00
Congo, Dem. Rep.		TOLINKI (TOLERIE INDUSTRIELLE DU KIVU)	Real estate services	108,700.00
Congo, Dem. Rep.		TOP CHRONO	Publishing services	47,191.01
Congo, Dem. Rep.		TRANSPORT FLUVIAL ET COMMERCE (TFCE)	Inland water transport	713,800.00
Congo, Dem. Rep.		TSONGO KASERKA	Real estate services	60,000.00
Congo, Dem. Rep.		UTEXAFRICA	Real estate services	836,004.93
Congo, Dem. Rep.		WATSON & FRENCH SPRL	Office maintenance and repair	130,000.00
Cote d'Ivoire		AFNET INTERNET SERVICES	Data transmission	612,536.56
Cote d'Ivoire		Agence Abidjanaise de Gestion	Real estate services	35,964.40
Cote d'Ivoire		AGRO-SERVICES	Plant protection	88,092.30
Cote d'Ivoire		B.A.T.E.C	Construction work and site management, civil works	136,005.41
Cote d'Ivoire		BOLLORE AFRICA LOGISTICS -CI	Freight forwarding	535,624.57
Cote d'Ivoire		BOLLORE AFRICA LOGISTICS -CI	Land transport, general	171,677.05
Cote d'Ivoire		BOLLORE AFRICA LOGISTICS -CI	Vehicle rental	38,961.43
Cote d'Ivoire		CFAO MOTORS COTE D'IVOIRE	Vehicle rental	64,598.17
Cote d'Ivoire		COLAS	Real estate services	599,406.59
Cote d'Ivoire		Commune de Bouaké	Real estate services	35,964.40
Cote d'Ivoire		DIOUF ABY ET AMINATA DEMBELE	Radio communications	31,196.14
Cote d'Ivoire		Eglise Protestante CMA	Real estate services	59,940.66
Cote d'Ivoire		EPSS(ENTREPRISE DE PRESTATIONS DE SERVICES DE LA SAV	Security services	342,991.94
Cote d'Ivoire		ETS COULIBALY	Cleaning services	60,251.68
Cote d'Ivoire		ETS COULIBALY	Waste disposal	403,400.63
Cote d'Ivoire		EVECHE DE YAMOUSSOUKRO	Real estate services	85,717.35
Cote d'Ivoire		FORACO	Hydraulic structures	135,882.46
Cote d'Ivoire		GROUP E. DEV	Maintenance and repair services	190,516.39
Cote d'Ivoire		HOTEL PRESIDENT.YAMOUSSOUKRO	Hotel industry	34,700.33
Cote d'Ivoire		I.E.RE.B(IVOIRE ETUDE REALISATION BATIMENTS)	Construction work and site management, civil works	66,791.51
Cote d'Ivoire		IMS - CISSE MOUSTAPHA	Printing services	55,176.33
Cote d'Ivoire		INSTITUT FAMILY BEAUTY	Laundry services	30,785.52
Cote d'Ivoire		INTERNATIONAL TECHNOLOGY	Land transport, general	40,000.00
Cote d'Ivoire		IPS-CNPS	Real estate services	108,274.54
Cote d'Ivoire		LA LAVANDIERE	Art, literature and music	84,433.33
Cote d'Ivoire		LA LAVANDIERE	Cleaning services	63,949.39
Cote d'Ivoire		LA LAVANDIERE	Laundry services	231,436.84
Cote d'Ivoire		LA LAVANDIERE	Tradesman's services, other	32,594.42
Cote d'Ivoire		LA LAVANDIERE	Waste disposal	401,576.60
Cote d'Ivoire		LA MAIN VERTE ENVIRONNEMENT	Transport engineering	78,784.43
Cote d'Ivoire		LASSIRE DECHETS SERVICES	Waste disposal	210,811.92
Cote d'Ivoire		LAVEGARDE	Security services	520,644.39
Cote d'Ivoire		L'ENVOI IVOIRE	Audio-visual services	188,232.21
Cote d'Ivoire		LES CENTAURES ROUTIERS	Land transport, general	1,343,650.06
Cote d'Ivoire		LONACI PRINT	General project management	42,187.97
Cote d'Ivoire		MADINGO SARL	Marketing	192,424.52
Cote d'Ivoire		MC CANN ERIKSSON	Marketing	37,252.35
Cote d'Ivoire		MEDICIS	Airline management and operations	62,022.19
Cote d'Ivoire		MEDICIS	Health care delivery	122,673.66
Cote d'Ivoire		Meroueh Reda	Real estate services	165,118.68
Cote d'Ivoire		MGBE-CI	Maintenance and repair services	136,065.30
Cote d'Ivoire		MICI	Printing services	119,842.46
Cote d'Ivoire		Mme Beniakrou Eugénie Chantal	Real estate services	110,616.89
Cote d'Ivoire		MONSIEUR DIABY INZA	Real estate services	67,671.59
Cote d'Ivoire		MTN	Telephone services	661,703.53
Cote d'Ivoire		MULTI STAR	Laundry services	334,908.67
Cote d'Ivoire		MULTI STAR	Waste disposal	742,107.31
Cote d'Ivoire		NSIA COTE D'IVOIRE	Insurance	456,031.05
Cote d'Ivoire		Prestimex CI	Tradesman's services, other	257,435.66
Cote d'Ivoire		SCI DE LA RIVIERA	Real estate services	234,970.80
Cote d'Ivoire		SCI LA PALME	Real estate services	40,602.95
Cote d'Ivoire		SCI ROBERTSON	Real estate services	978,057.59
Cote d'Ivoire		SEKAD (ENTREPRISE GENERALE DES TRAVAUX PUBLICS -GE	Construction work and site management, civil works	40,373.46
Cote d'Ivoire		SOCIETE CIVIL IMMOBILIERE "AVENIR"	Real estate services	583,667.46
Cote d'Ivoire		SOCIETE INDUSTRIELLE THANRY	Real estate services	35,964.40
Cote d'Ivoire		SOCOPAG	Real estate services	424,316.47
Cote d'Ivoire		SOGAFER	Security services	259,806.79
Cote d'Ivoire		SONARECI - Agence Comptable des Creances Contentieuses	Real estate services	723,710.06
Cote d'Ivoire		TOTAL COTE D'IVOIRE	Road transport	43,204.19
Cote d'Ivoire		UNIMATERIAUX	Transport engineering	43,199.34
Cyprus		A. TSOULOFTAS AND SONS LTD	Waste disposal	698,292.19
Cyprus		BP EASTERN MEDITERRANEAN LTD.	Machinery, electrical equipment and vehicles maintenance and repair	48,289.31
Cyprus		CELTIC INFRASTRUCTURE SERVICES(CYPRUS) LTD	Construction services,	51,282.05
Cyprus		DICKRAN OUZOUNIAN & CO. LTD	Machinery, electrical equipment and vehicles maintenance and repair	45,871.56
Cyprus		ELECTRICITY AUTHORITY OF CYPRUS	Construction services,	101,324.03
Cyprus		Expert Panel Congress & Event Services Ltd	Language	41,000.00
Cyprus		G & M FRANTZI LTD	Machinery, electrical equipment and vehicles maintenance and repair	66,127.18
Cyprus		G4S SECURITY SERVICES (CYPRUS) LIMITED	Cleaning services	368,700.25
Cyprus		HELLENIC PETROLEUM CYPRUS LTD	Petroleum policy	337,166.45
Cyprus		Joint Venture, Astra Self Drive Cars Public Ltd & Petsas & Sons Publ	Machinery, electrical equipment and vehicles maintenance and repair	45,034.61
Cyprus		Joint Venture, Astra Self Drive Cars Public Ltd & Petsas & Sons Publ	Vehicle rental	2,532,796.64
Cyprus		LAGROME TRADING LTD.	Machinery, electrical equipment and vehicles maintenance and repair	49,665.33
Cyprus		N. BASMAN VE OGULLARI LTD.	Machinery, electrical equipment and vehicles maintenance and repair	152,146.67
Cyprus		NECIP TOZUN	Catering services	877,903.79
Cyprus		NECIP TOZUN	Cleaning services	93,155.65
Cyprus		NECIP TOZUN	Laundry services	140,059.10
Cyprus		P.S.K. KLINDEX GENERAL CLEANERS LIMITED	Cleaning services	34,940.37
Cyprus		PETROLINA (HOLDINGS) LTD.	Petroleum policy	63,913.60
Cyprus		SMC JOINT VENTURE	Construction services,	183,723.80
Cyprus		UCALSA CY LTD	Catering services	901,316.57
Cyprus		VICTOIRE INSURANCE AGENCIES LIMITED	Insurance	38,889.80
Czech Republic		BARUM CONTINENTAL SPOL. S.R.O.	Freight forwarding	57,620.00
Czech Republic		SVOS SPOL S.R.O. PRELOUC	Electronic computers and data processing equipment manufacture	77,176.39
Denmark		BUKKEHAVE A/S	Communications, other	74,966.38
Denmark		CICCI APS	Printing services	105,491.25
Denmark		CICCI APS	Radio communications	176,531.71
Denmark		CICCI HOLDING LTD.	Radio communications	535,566.80
Denmark		DAN OFFICE PLC	Freight forwarding	30,656.50
Denmark		DAN OFFICE PLC	Storage	46,595.00
Denmark		DAN OFFICE TRADING	Communications, other	224,805.25
Denmark		DANOFFICE	Data storage	670,265.22
Denmark		DANOFFICE	Freight forwarding	31,320.00
Denmark		DANOFFICE	Technical vocational training	34,140.00

Major Contracts for Services Placed by Agency During 2010 (Contracts of \$30,000 or more)

Agency	Name of contractor	Description of services	Contract value USD
Denmark	DANOFFICE	Telephone services	40,980.00
Denmark	DANOFFICE PLC	Maintenance and repair services	63,059.00
Denmark	DANOFFICE PLC	Office, computer and communication equipment maintenance and repair	45,940.00
Denmark	DSV AIR & SEA A/S	Freight forwarding	4,670,718.52
Denmark	DSV AIR & SEA A/S	Shipping	1,148,414.31
Denmark	HECKSHER LINIEAGENTURER A/S	Freight forwarding	1,285,194.22
Denmark	HECKSHER LINIEAGENTURER A/S	Shipping	112,390.00
Denmark	JOHS .GRAM-HANSSSEN A/S	Engineering planning services	73,185.45
Denmark	JOHS .GRAM-HANSSSEN A/S	Freight forwarding	33,292.23
Denmark	Kuehne & Nagel	Freight forwarding	79,030.00
Denmark	KUEHNE & NAGEL A/S	Freight forwarding	1,325,181.04
Denmark	KUEHNE & NAGEL A/S	Shipping	40,125.00
Denmark	Kuehne and Nagel	Freight forwarding	99,050.00
Denmark	Peter Justesen Company A/S	Radio communications	465,120.00
Denmark	Scan Global Logistics A/S	Freight forwarding	1,112,408.00
Denmark	Scan Global Logistics A/S	Passenger transport	150,000.00
Denmark	SCAN GLOBAL LOGISTICS A/S	Shipping	16,515,879.67
Denmark	SCAN GLOBAL LOGISTICS(PREVIOUSLY MAHE DENMARK FREL	Freight forwarding	162,180.00
Dominican Republic	BLAJIM, S.A. (Moduloffice)	Office maintenance and repair	49,108.58
Dominican Republic	C.F. HOTELS, LLC (Court yard by Marriott@ Santo Domingo)	Real estate services	338,745.20
Dominican Republic	G4S Security Services, S.A.	Security services	48,579.73
Dominican Republic	MOLINA GONZÁLEZ & ASOC., S.A.	Communications, other	34,527.05
Dominican Republic	NAP DEL CARIBE, INC.	Communications, other	56,966.78
Dominican Republic	NAP DEL CARIBE, INC.	Real estate services	142,500.00
Dominican Republic	NAP DEL CARIBE, INC.	Telecommunication, other	111,240.00
Dominican Republic	PARQUE CIBERNÉTICO SANTO DOMINGO, S.A.	Real estate services	428,417.42
Dominican Republic	PARQUE CIBERNÉTICO SANTO DOMINGO, S.A.	Waste disposal	89,850.40
Dominican Republic	PEREZ TOURS	Vehicle rental	469,375.00
Dominican Republic	SERVAIR S A	Airports	86,904.10
Egypt	EGYPT AIR	Airline management and operations	1,059,000.00
Egypt	EGYPTIAN MULTI SERVICES CO (EGMCO)	Maintenance and repair services	35,900.00
Estonia	AMHOLD LTD.	Data centres	713,000.00
Ethiopia	ETHIOPIAN AIRLINES	Airline management and operations	1,808,000.00
Ethiopia	Mr. Tsehay Bogale	Real estate services	408,000.00
Finland	INDUFOR OY	Forest conservation	490,000.00
Finland	PATRIA VEHICLES OY	Machinery, electrical equipment and vehicles maintenance and repair	566,662.00
Finland	STONESOFT CORP.	Office, computer and communication equipment maintenance and repair	308,905.56
France	AGENCE FRANÇAISE DE DEVELOPPEMENT "AFD"	Real estate services	132,000.00
France	AGENCE FRANCE-PRESSE	Data communications systems	74,599.42
France	CARTOR SECURITY PRINTING	Printing services	60,507.00
France	CMA-CGM	Freight forwarding	1,025,170.00
France	DAHER	Shipping	10,889,824.12
France	ECONOMAT DES ARMEES	Freight forwarding	40,713.32
France	ETS TIFLEX S.A.	Machinery, electrical equipment and vehicles maintenance and repair	46,604.08
France	FLORIDA PURCHASING AGENCY PARIS	Telecommunication industry	44,387.36
France	G. FERON - E. DE CLEBSATTEL S.A.	Freight forwarding	56,496.31
France	GEODIS PROJETS	Freight forwarding	255,764.88
France	GEODIS PROJETS	Shipping	1,645,834.86
France	Le Floch Depollution	Waste disposal	818,796.80
France	M. Gerhard PALME et Mme Antonine CORALLO	Real estate services	56,712.98
France	SPOT IMAGE	Photogrammetry	521,965.14
Georgia	GEORGIAN AIRWAYS	Airline management and operations	52,224,931.68
Germany	CETel GmbH	Data transmission	91,680.00
Germany	FAI RENT -A-JET AG	Air navigation services	94,000.00
Germany	FAI RENT -A-JET AG	Airline management and operations	53,000.00
Germany	FAI RENT-A-JET AKTIENGESSELLSCHAFT	Airline management and operations	14,984,766.48
Germany	FLEICHHACHER GMBH & CO.,KG	Health care delivery	47,651.40
Germany	MEDIA IN COOPERATION AND TRANSITION GMBH	Channels of communication	217,060.20
Germany	MOTOROLA INC	Radio communications	41,373.24
Germany	Motorola Ltd	Printing services	135,772.00
Germany	MULLER & PARTNER GMBH	Freight forwarding	104,790.00
Germany	NOWAR SECURITY EQUIPMENT GMBH	Training, other	77,134.69
Germany	SUPREME FOODSERVICE AG	Catering services	362,976.73
Ghana	AVIANCE GHANA LTD. (FORMERLY: AFGO)	Airports	168,000.00
Ghana	BUCK PRESS LIMITED	Printing services	46,208.45
Greece	POLYECO S A	Waste disposal	82,460.73
Guinea-Bissau	AFRICA POWER	Building engineering	72,438.44
Guinea-Bissau	BISSAU PALACE HOTEL	Training, other	39,175.28
Guinea-Bissau	ERCANO CONSTRUCOES	Construction work and site management, general	41,426.14
Guinea-Bissau	GUIESPAN Lda	Construction services,	52,991.58
Haiti	ACCESS HAITI S.A.	Telecommunication, other	184,614.00
Haiti	ANDRE MOISE	Real estate services	31,800.00
Haiti	ANEUS JEAN LOUIS	Real estate services	30,000.00
Haiti	ANTOINE HOGARTH S.A.	Freight forwarding	678,100.00
Haiti	ANTOINE HOGARTH S.A.	Shipping	86,000.00
Haiti	BOUCARD PEST CONTROL & SANITATION S.A	Plant protection	54,548.83
Haiti	CAPITAL IMMOBILIER S. A.	Real estate services	108,000.00
Haiti	CAPITOL S.A.	Real estate services	493,956.00
Haiti	Centrale Autonome Metropolitaine d'Eau Potable (CAMEP)	Hydraulic structures	88,204.11
Haiti	CLAUDE APAID	Real estate services	190,800.00
Haiti	Corail S.A.	Real estate services	312,000.00
Haiti	ECOFRA S.A.	Construction work and site management, general	100,406.00
Haiti	EDOUARD MOSCOSSO	Real estate services	36,000.00
Haiti	ENTREPRISE DE CONSTRUCTION ELECTRO-MECANIQUE S.A. (I	Real estate services	276,000.00
Haiti	ENTREPRISES GABEL	Real estate services	36,000.00
Haiti	EXPRESS COMMUNICATION	Telecommunication, other	105,840.00
Haiti	HAITI NETWORKING GROUP S.A. (HAINET)	Telecommunication, other	61,308.94
Haiti	HAYTIAN TRACTOR AND EQUIPMENT Co S.A. (Haytrac)	Vehicle rental	453,850.00
Haiti	HAYTIAN TRACTOR AND EQUIPMENT Co S.A. (Haytrac)	Waste disposal	2,714,976.00
Haiti	HINOTO S.A.	Vehicle rental	30,000.00
Haiti	Hispaniola Distribution	Fire installations maintenance and repair	126,229.93
Haiti	JEAN MARIE THOMAS	Real estate services	60,000.00
Haiti	JEAN PIERRE DELVA	Real estate services	66,000.00
Haiti	JEDCO SERVICES S.A	Waste disposal	368,760.00
Haiti	LE NOUVEAU MATIN S.A.	Channels of communication	162,000.00
Haiti	LE NOUVEAU MATIN S.A.	Television broadcasting	62,500.00
Haiti	LEFORT JEAN LOUIS	Real estate services	72,000.00
Haiti	LES ENTREPRISES ANTOINE S.A.	Real estate services	120,000.00
Haiti	L'Organisation Chretienne pour le Developpement Economique et So	Real estate services	36,000.00
Haiti	MARGARET DEGAND	Real estate services	112,666.67
Haiti	MARINETEC & CO TOWING & SALVAGE	Freight forwarding	86,000.00
Haiti	MAX MÉTAYER GNL CONTACTOR	Real estate services	48,000.00
Haiti	NADIA R. C. MENELAS	Real estate services	96,000.00
Haiti	PAP SECURITY SERVICES S.A.	Security services	775,000.00
Haiti	PISCES CONSTRUCTION	Real estate services	30,555.80
Haiti	Renaissance Films Inc.	Communications, other	493,930.20
Haiti	RONALD DELATOUR	Real estate services	72,000.00
Haiti	ROOSEVELT JACOB CHEMALY	Real estate services	72,000.00
Haiti	SANCO ENTREPRISES S.A.	Real estate services	681,951.32
Haiti	SANCO ENTREPRISES S.A.	Waste disposal	172,767.20
Haiti	SEILA KENNELS	Security services	49,000.00
Haiti	SOCIÉTÉ DU RHUM BARBANCOURT	Real estate services	319,572.00
Haiti	Societe Generale de Banque	Real estate services	60,000.00
Haiti	SODEC INTERNATIONAL	Building maintenance and repair	33,500.00
Haiti	TECHNOMOTEUR S.A.	Telecommunication, other	200,000.00
Haiti	TECHNOMOTEUR S.A.	Waste disposal	1,136,666.00
Haiti	Tony Boutros Bouassi	Real estate services	180,000.00
Haiti	TURBONET S.A.	Telecommunication, other	39,220.00
Haiti	UNIGESTION HOLDING S.A. (Digicel Haiti)	Communications, other	39,000.00
Haiti	UNIVERSAL MOTORS S. A	Vehicle rental	30,000.00

Major Contracts for Services Placed by Agency During 2010 (Contracts of \$30,000 or more)

Agency	Location of contractor	Name of contractor	Description of services	Contract value USD
UN / PD Continued				
Haiti		VALCO & CIE CONSTRUCTION	Construction work and site management, buildings	33,072.00
Haiti		Viviane Nicolas	Real estate services	38,266.67
Haiti		YVES GERMAIN	Real estate services	48,000.00
Iceland		ICELANDAIR EHF	Airline management and operations	9,400,000.00
India		ALI MOHAMMAD BABA & SONS	Electricity distribution	32,602.34
India		SRINAGAR GARAGE	Oil and gas resources	55,233.36
India		TRIGYN TECHNOLOGIES INC	Communication and mass media, other	34,720.00
Iraq		*AL-KHADHRA'A BUREAU FOR STATIONERY	Office equipment leasing and rentals	33,333.36
Iraq		*IRATRAC COMPANY	Machinery, electrical equipment and vehicles maintenance and repair	83,760.09
Iraq		77 CONSTRUCTION CONTRACTING AND TRADING COMPANY	Construction work and site management, civil works	1,572,347.00
Iraq		77 CONSTRUCTION CONTRACTING AND TRADING COMPANY	Construction work and site management, general	453,579.34
Iraq		77 CONSTRUCTION CONTRACTING AND TRADING COMPANY	Electrical industrial machinery manufacture	283,617.00
Iraq		AHMED SHOP	Building maintenance and repair	72,000.00
Iraq		AHMED SHOP	Electrical installations maintenance and repair	73,500.00
Iraq		AL SAMI GENERAL TRADE COMPANY LTD.	Construction work and site management, civil works	581,632.50
Iraq		AL SAMI GENERAL TRADE COMPANY LTD.	Construction work and site management, general	101,210.00
Iraq		ALWAND COMPANY FOR RECONSTRUCTION AND DEVELOPME	Construction work and site management, buildings	219,714.96
Iraq		ALWAND COMPANY FOR RECONSTRUCTION AND DEVELOPME	Construction work and site management, general	118,981.86
Iraq		AREEB AL-IRAQ COMPANY FOR GENERAL TRADING AND CONT	Security installations maintenance and repair	40,000.00
Iraq		DALO CONSTRUCTION COMPANY	Construction work and site management, buildings	101,262.00
Iraq		DUBAI CO. LTD. FOR GENERAL CONTRACTING	Construction work and site management, buildings	74,876.00
Iraq		DYAKO GROUP	Cleaning services	492,307.69
Iraq		DYAKO GROUP	Plumbing maintenance and repair	32,547.01
Iraq		DYAKO GROUP	Water supply and sanitation	178,800.00
Iraq		FIRST IRAQI CONTRACTING COMPANY	Tradesman's services, other	36,750.00
Iraq		KAWARIZMI BUREAU	Security services	88,000.00
Iraq		MIDDLE EAST ENGINEERING	Construction work and site management, general	44,625.00
Ireland		SOFT-EX COMMUNICATIONS LTD.	Office, computer and communication equipment maintenance and repair	119,379.62
Israel		A. DYNAMICA MAINTENANCE 2002 LTD	Cleaning services	158,362.82
Israel		ABU KTEISH BROS. CO.	Construction services,	88,473.20
Israel		BEZEQ INTERNATIONAL LTD.	Data transmission	39,249.97
Israel		BEZEQ INTERNATIONAL LTD.	Telecommunication industry	42,858.38
Israel		CLAL INSURANCE CO	Insurance	106,550.02
Israel		Ebraheem Kamal	Tradesman's services, other	62,027.86
Israel		E-Drive Technology Ltd	Machinery, electrical equipment and vehicles maintenance and repair	32,000.00
Israel		GILAT SATCOM LTD.	Wide area network (WAN) maintenance and support	294,203.84
Israel		JOHN BRYCE TRAINING LTD.	Technical vocational training	121,716.00
Israel		LADM AGENCIES	Urban services	236,500.00
Israel		Lan-Lee International Ltd	Technical vocational training	33,252.00
Israel		MR. KOBY ZITONI	Real estate services	30,888.00
Israel		OPHIR - MIZRAHI YOUSEF	Tradesman's services, other	84,744.23
Israel		PARTNER COMMUNICATIONS LTD.	Telephone services	139,308.27
Israel		QUEEN FOR INVESTMENT AND DEVELOPMENT	Construction services,	30,685.67
Israel		RAMI HOVALOT LTD	Waste disposal	45,240.00
Italy		A. Bellomi S. R. L.	Printing services	39,700.03
Italy		ABRAXAS AMBIENTE DI DE NITTO NATALE	Plant protection	203,399.74
Italy		AGMIN ITALY S.R.L.	Storage	35,020.41
Italy		AIR ITALY SPA	Airline management and operations	624,680.00
Italy		APRILE PROJECT S.P.A.	Freight forwarding	67,234.43
Italy		APRILE SPA	Shipping	307,107.24
Italy		BRINDEDIL SRL	Construction services,	6,210,270.99
Italy		BRINDEDIL SRL	Engineering Services	143,220.00
Italy		CAVED SRL	Construction services,	247,159.20
Italy		CAVED SRL	Engineering Services	233,220.00
Italy		CO.GE.PU. SpA	Pre-erection and general erection work	62,788.12
Italy		DHL Express (Italy) Srl	Delivery services	61,652.28
Italy		ECO IMPRESA SRL	Waste disposal	70,176.93
Italy		EDIL TECNO COSTRUZIONI SNC	Building engineering	409,744.81
Italy		EMERSON NETWORK POWER SRL	Building maintenance and repair	53,533.60
Italy		ENEL ENERGIA SPA	Electricity distribution	442,259.80
Italy		EUROBUS SRL	Vehicle rental	35,000.00
Italy		FAGIOLI S.P.A.	Freight forwarding	561,550.00
Italy		FAGIOLI S.P.A.	Freight forwarding	1,439,100.20
Italy		Fagioli S.P.A.	Shipping	1,668,685.98
Italy		FAGIOLI S.p.A. Socio Unico	Freight forwarding	50,600.00
Italy		FAGIOLI SPA	Shipping	41,430.50
Italy		FAGIOLI SPA MILANO	Freight forwarding	33,113.55
Italy		GIUSEPPE VETRUGNO AMBIENTE SRL	Cleaning services	53,467.89
Italy		GIUSEPPE VETRUGNO AMBIENTE SRL	Waste disposal	72,834.86
Italy		GKI srl	Technical vocational training	58,967.61
Italy		GLOBAL COSTRUCTION SRL*	Building engineering	55,748.47
Italy		GLOBAL COSTRUCTION SRL*	Engineering services relating to natural resources	60,294.12
Italy		Gorgoni SRL	Freight forwarding	496,160.39
Italy		GORGONI SRL	Shipping	34,900.00
Italy		GRUPPO CADINI SRL	Construction work and site management, buildings	84,697.72
Italy		GRUPPO CADINI SRL	Construction work and site management, civil works	61,039.00
Italy		GRUPPO CADINI SRL	Laundry services	44,604.00
Italy		IBA CENTRO MERIDIONALE SPA	Engineering Services	331,939.16
Italy		INFODOC S.R.L.	Library services	41,221.86
Italy		INTERTRADE INTERNATIONAL SERVICES	Air safety and security	31,130.00
Italy		INTERTRADE INTERNATIONAL SERVICES	Catering services	39,455.00
Italy		INTERTRADE INTERNATIONAL SERVICES	Freight forwarding	108,150.00
Italy		INTERTRADE INTERNATIONAL SERVICES	Mining industry	33,948.72
Italy		Intertrade International Services S.R.L.	Construction work and site management, general	507,096.00
Italy		Intertrade International Services S.r.L.	Electrical accessories and supplies manufacture	57,926.50
Italy		INTERTRADE INTERNATIONAL SERVICES Srl	Freight forwarding	35,986.39
Italy		ITWAY SPA	Technical vocational training	42,058.82
Italy		J.A.S - S.p.A.	Office equipment leasing and rentals	41,098.90
Italy		JAS FORWARDING WORLDWIDE	Freight forwarding	39,515.07
Italy		JAS FORWARDING WORLDWIDE S.p.A	Shipping	45,360.00
Italy		JAS FORWARDING WORLDWIDE SPA	Freight forwarding	33,250.00
Italy		JAS JET AIR SERVICE SPA	Shipping	395,344.96
Italy		JAS- Jet Air Services S.p.A	Shipping	41,388.89
Italy		JAS S.p.A - Forwarding Worldwide	Freight forwarding	910,715.00
Italy		JAS. S.P.A FORWARDING WORLDWIDE	Freight forwarding	278,620.00
Italy		NEW STAR SRL	Building services	578,791.21
Italy		Nexus International Broadcasting Association	Radio communications	202,288.82
Italy		POSEIDONE SRL	Shipping	188,487.28
Italy		R.I. SPA	Radio communications	37,381.92
Italy		R.I. SPA	Transport engineering	336,837.15
Italy		RC TRADE	Freight forwarding	227,885.81
Italy		RSO S.P.A	System design and development	30,000.00
Italy		SICURA SAS DI M. BOVE & C. (Cattolica Assicurazioni)	Insurance	46,386.10
Italy		UNITED PARCEL SERVICE ITALIA SRL	Postal services	43,667.00
Italy		VECCARI GIUSEPPE	Building services	41,284.40
Italy		VODAFONE OMNITEL N.V.	Telephone services	222,192.22
Italy		VRM ITALIA S.P.A.	Office, computer and communication equipment maintenance and repair	42,619.06
Italy		VRM ITALIA SRL	Vendor-specific software support and maintenance	36,315.79
Italy		WIND TELECOMUNICAZIONI S.P.A.	Telephone services	563,265.57
Japan		NIKKO ASSET MANAGEMENT CO. LTD.	Financial services and insurance	1,480,100.00
Japan		NISSAN TRADING CO LTD	Transport engineering	41,281.37
Japan		NISSAN TRADING CO. LTD	Hotel industry	43,676.62
Japan		NISSAN TRADING CO., LTD.	Freight forwarding	346,500.00
Japan		TOYOTA MOTOR CORPORATION	Hotel industry	46,377.22
Japan		Toyota Motor Corporation	Insurance	74,648.67
Japan		Toyota Motor Corporation	Machinery, electrical equipment and vehicles maintenance and repair	213,858.94
Jordan		AHMAD AWAD ABD AL-HALIM AL-HUSSEIN	Real estate services	254,350.00
Jordan		CASH COMMERCIAL INVESTMENT CO.,LTD(C.C.I.)	Construction work and site management, general	2,970,000.00
Jordan		G4S SECURE SOLUTIONS INTERNATIONAL INC. JORDAN LTD	Security services	35,146.89
Jordan		GLOBAL SHIELD FOR TRADE & SECURITY	Security services	106,779.66

Major Contracts for Services Placed by Agency During 2010 (Contracts of \$30,000 or more)

Agency	Name of contractor	Description of services	Contract value USD
UN / PD Continued			
Jordan	INTERNATIONAL ENGINEERING HOUSE	Construction work and site management, buildings	33,175.14
Jordan	JORDAN AVIATION	Airline management and operations	72,033,759.00
Jordan	JORDAN CENTER FOR BUILDINGS SERVICES (JASCCO)	Cleaning services	51,203.39
Jordan	JORDAN DATA COMMUNICATIONS LTD.	Data communications systems	42,372.88
Jordan	MODERN TECH. CONSTRUCTION	Construction work and site management, general	125,920.90
Jordan	Mr. HUSAM MOHAMMAD SAED IBRAHIM AL TEBAWI	Real estate services	35,310.73
Jordan	ROYAL JORDANIAN AIRLINE	Airline management and operations	270,843.00
Jordan	ROYAL WINGS	Airports	210,000.00
Jordan	WACKENHUT JORDAN LTD.	Tradesman's services, other	246,028.25
Kazakhstan	BURUNDIAVIA AIRLINE JSC	Airline management and operations	986,443.97
Kenya	African Medical & Research Foundation (AMREF)	Airline management and operations	2,283,425.00
Kenya	Aircraft Contracts Kenya Ltd	Real estate services	114,840.00
Kenya	Allied Wharfage Limited	General building equipment lease and rentals	1,265,373.06
Kenya	Alpha Logistics Services (EPZ) Ltd	Construction work and site management, civil works	6,136,808.51
Kenya	Alpha Logistics Services (EPZ) Ltd	Freight forwarding	5,164,486.36
Kenya	ALS Limited	Airline management and operations	2,066,770.08
Kenya	Amref Flying Doctor Service	Health care delivery	63,700.00
Kenya	AMREF FLYING DOCTOR SERVICE	Passenger transport	62,625.00
Kenya	Andrew Griffin Ltd	Construction work and site management, civil works	52,242.23
Kenya	Captain Andy's Fishing Supply	Seaports and river ports	32,764.01
Kenya	China National Overseas Engineering Corporation (COVEC)	Construction work and site management, civil works	165,225.67
Kenya	Deega Enterprises LLC	Hydraulic structures	1,046,275.00
Kenya	EVERETT AVIATION (CHARTER) LIMITED	Airline management and operations	13,942,703.00
Kenya	G4S Security Services Kenya Ltd	General building equipment rental and lease	44,688.68
Kenya	G4S Security Services Kenya Ltd	Security services	33,854.23
Kenya	Gaston Kenya Limited	General building equipment lease and rentals	60,327.63
Kenya	Glory Hotels & Investment Ltd	Hotel industry	352,294.63
Kenya	Glory Rent A Car of Kenya	Land transport, general	278,024.19
Kenya	Glory Rent A Car of Kenya	Vehicle rental	309,597.52
Kenya	Interdata Limited	Satellite communications	175,000.00
Kenya	John Bernard Properties Limited	Real estate services	37,547.81
Kenya	Kenya Kazi Services Ltd	General building equipment rental and lease	38,008.87
Kenya	Kenya Kazi Services Ltd	Security services	30,028.48
Kenya	Magenta (K) Ltd	Maintenance and repair services	67,214.81
Kenya	Nairobi Hospital	Health care delivery	159,262.59
Kenya	Phoenix Aviation Ltd	Airline management and operations	2,498,412.00
Kenya	Phoenix Aviation Ltd	Passenger transport	30,000.00
Kenya	Seven Four Eight Air Services (K) Ltd	Airline management and operations	1,293,700.00
Kenya	Seven Four Eight Air Services (K) Ltd	Passenger transport	60,955.46
Kenya	Toppoint (K) Limited	Materials testing	696,680.00
Kenya	Toyota East Africa Limited	Machinery, electrical equipment and vehicles maintenance and repair	96,021.74
Korea, Republic of	Caravan Engineered Structures Inc.	Construction work and site management, civil works	148,500.00
Kuwait	Agility DGS Logistics Services Co. KSC (C)	Specialised transport operations	1,037,118.00
Kuwait	AL MULLA SECURITY SERVICES COMPANY	Security services	41,359.15
Kuwait	AL MULLA SECURITY SERVICES COMPANY	Special purpose equipment maintenance and repair	207,526.50
Kuwait	BARAKAT TRAVEL COMPANY	Travel costs	392,118.73
Kuwait	DANA & BERKELEY TRADING CO. W.L.L	Cleaning services	118,091.87
Kuwait	DHL EXPRESS (DHL INTERNATIONAL TRANSPORTATION WLL)	Delivery services	49,575.97
Kuwait	DHL EXPRESS (DHL INTERNATIONAL TRANSPORTATION WLL)	Travel costs	105,457.28
Kuwait	EASTERN TECHNICAL SOLUTIONS COMPANY	Wide area network (WAN) maintenance and support	169,484.02
Kuwait	FAST TELECOMMUNICATION CO. W.L.L	Data communications systems	32,862.19
Kuwait	GROUP 4 AL-ZAHEM W.L.L	Construction services,	90,282.69
Kuwait	GULF CATERING COMPANY FOR GENERAL TRADE AND CONTR	Cleaning services	57,156.96
Kuwait	GULF CATERING COMPANY FOR GENERAL TRADE AND CONTR	Machinery, electrical equipment and vehicles maintenance and repair	66,439.20
Kuwait	INTEGRATED TECHNICAL SERVICES GEN. TRADING & CONT. C	Construction work and site management, general	57,887.32
Kuwait	INTEGRATED TECHNICAL SERVICES GEN. TRADING & CONT. C	Electrical installations maintenance and repair	32,310.95
Kuwait	KUWAIT AVIATION FUELLING CO. (KAFCO)	Airports	144,878.05
Kuwait	MERCATO DEL GOLFO (GULF MARKETS GENERAL TRADING CO	Freight forwarding	482,000.00
Kuwait	MOBILE TELECOMMUNICATIONS COMPANY - ZAIN	Specialised communications systems	92,607.77
Kuwait	NATIONAL AVIATION SERVICES (NAS)	Airports	78,000.00
Kuwait	PWC Logistics Services Co K.S.C. (c)	Freight forwarding	283,218.00
Kuwait	SOLUTION MANAGERS FOR GENERAL TRADING & CONTRACTIN	Construction work and site management, buildings	74,559.00
Kuwait	TRANS ATLANTIC GEN. TRAD. & CONT. CO. W.L.L.	Construction work and site management, general	528,205.00
Lebanon	A TO Z SERVICES	Environmental protection specialisms	82,200.00
Lebanon	ALL TRANSPORT AGENCY (ATA)	Freight forwarding	180,000.00
Lebanon	ALL TRANSPORT AGENCY (CLEARING)	Freight forwarding	75,000.00
Lebanon	ALLIED COMPUTER SERVICES SAL	PC and local area network (LAN) hardware installation	30,307.50
Lebanon	Assiyana	Cleaning services	31,992.00
Lebanon	Assiyana SARL	Cleaning services	33,672.75
Lebanon	BEIRUT CARGO CENTER SARL (BCC)	Freight forwarding	212,938.00
Lebanon	CLIMAT TECHNOLOGY "CLIMATEC"	Building maintenance and repair	476,066.00
Lebanon	CONSTRUCTION SERVICES COMPANY SARL *	Construction work and site management, civil works	994,763.00
Lebanon	DAHER FOR CONTRACTING	Construction work and site management, general	289,825.00
Lebanon	DALAL STEEL INDUSTRIES	Construction services,	94,850.00
Lebanon	DALAL STEEL INDUSTRIES	Construction work and site management, buildings	176,017.00
Lebanon	DALAL STEEL INDUSTRIES	Construction work and site management, civil works	233,542.00
Lebanon	ENGINEERING & BLDG. CO. (EBCO BITAR)	Construction work and site management, buildings	859,108.00
Lebanon	ENGINEERING & BLDG. CO. (EBCO BITAR)	Construction work and site management, civil works	603,834.00
Lebanon	ENGINEERING & BLDG. CO. (EBCO BITAR)	Industrial pollution	78,100.00
Lebanon	FARJALLAH TRADING COMPANY S.A.L.	Construction work and site management, buildings	139,800.00
Lebanon	Ghorayeb International Freight Forwarding Co.	Road transport	60,650.00
Lebanon	Halal Rent A Car	Vehicle rental	255,000.00
Lebanon	HAMMOUD HOSPITAL UNIVERSITY MEDICAL CENTER SAL	Health care delivery	95,000.00
Lebanon	HANNA KHOURY AND BROTHERS CO.*	Construction work and site management, civil works	979,744.00
Lebanon	HISHAM KARIM	Waste disposal	49,668.85
Lebanon	HUSSEIN CHAABAN	Waste disposal	42,450.00
Lebanon	HUSSEIN DIAB*	Water supply and sanitation	30,600.00
Lebanon	JJS Family Foundation SAL	Housing	480,000.00
Lebanon	Kamal Saad El Haber	Construction work and site management, general	48,937.00
Lebanon	Kamal Saad El Haber	Real estate services	143,600.00
Lebanon	MAROUN ASSAF	Construction work and site management, buildings	449,818.00
Lebanon	MAROUN ASSAF	Construction work and site management, general	1,661,913.76
Lebanon	MAROUN ASSAF	Pre-erection and general erection work	265,691.87
Lebanon	MEGA PREFAB S.A.L.	Construction work and site management, general	39,000.00
Lebanon	MIC 2 (Mobile Interim Company N2 SAL)	Telephone services	36,000.00
Lebanon	Middle East Airlines Ground Handling (MEAG)	Airports	64,683.00
Lebanon	MTC Touch	Telephone services	72,000.00
Lebanon	NEW TRADING AND CONTRACING COMPANY (NTCC)	Waste disposal	107,000.00
Lebanon	ONE WORLD - LEBANON	Environmental protection specialisms	600,202.11
Lebanon	PARISSIS STEEL ENG. & CONT. CO. SARL	Construction work and site management, general	2,731,480.90
Lebanon	PROTECTRON	Security services	39,780.00
Lebanon	SANABEL S.A.R.L.	Construction services,	191,900.00
Lebanon	SECURITY & SAFETY SOLUTIONS SAL	Maintenance and repair services	93,800.04
Lebanon	Servicomm SARL	Civil works rehabilitation	307,495.00
Lebanon	SODEXO SERVICES LIBAN SAL	Cleaning services	328,745.40
Lebanon	SPAN S.A.R.L	Construction work and site management, civil works	39,000.00
Liberia	ANDALUCIA ESTATE CORP.	Plumbing maintenance and repair	138,300.00
Liberia	ANDALUCIA ESTATE CORP.	Waterworks/waterways and related construction work	57,750.00
Liberia	ATLANTIC PORT SERVICES LIBERIA LTD.	Vehicle rental	42,000.00
Liberia	AVIS VEHICLE RENTAL INC.	Vehicle rental	45,500.00
Liberia	CONSOLIDATED GROUP INC.	Satellite communications	74,376.50
Liberia	DENNIS THELMA AND GABRIELLE	Real estate services	33,000.00
Liberia	DHL INTERNATIONAL LTD.	Real estate services	40,000.00
Liberia	GEORGE RAHEB	Real estate services	63,750.00
Liberia	INTER-CON SECURITY SYSTEMS OF LIBERIA LTD.	Security services	1,350,366.98
Liberia	INTERNATIONAL INSURANCE COMPANY (LIBERIA) LTD.	Insurance	130,000.00
Liberia	LIBERIA FIRE SAFETY & ENGINEERING SERVICES INC. (LIFSES)	Construction work and site management, buildings	43,200.00
Liberia	MR. TONY T. HAGE	Real estate services	75,000.00
Liberia	NO LEMON LIBERIA, INC.	Machinery, electrical equipment and vehicles maintenance and repair	75,000.00
Liberia	PAGS BODY REPAIR & MAINTENANCE SERVICES	Road transport	58,000.00

Major Contracts for Services Placed by Agency During 2010 (Contracts of \$30,000 or more)

Agency	Location of contractor	Name of contractor	Description of services	Contract value USD
UN / PD Continued				
Liberia		REELIN (LIBERIA) INC.	Machinery, electrical equipment and vehicles maintenance and repair	75,000.00
Liberia		SAMER S. HALABI	Real estate services	42,000.00
Liberia		ST. MICHAEL CONSTRUCTION COMPANY	Maintenance and repair services	786,013.20
Liberia		THE PAN AFRICAN REAL ESTATE CORP. (PAREC)	Insurance, other	37,500.00
Liberia		THE PAN AFRICAN REAL ESTATE CORP. (PAREC)	Real estate services	1,576,248.30
Liberia		TOTAL LIBERIA INC.	Economic development	73,118.00
Liberia		UNIQUE FUMIGATION & ENGINEERING SERVICES	Cleaning services	165,561.70
Liberia		UNIQUE FUMIGATION & ENGINEERING SERVICES	Maintenance and repair services	45,000.00
Liberia		UNIQUE FUMIGATION & ENGINEERING SERVICES	Plant protection	33,355.00
Liberia		W. R. MAINTENANCE & JANITORAL CO.	Cleaning services	303,175.20
Liberia		W. R. MAINTENANCE & JANITORAL CO.	Waste disposal	90,825.00
Macedonia, Former Yugoslav Rep		INSTITUTE OF EARTHQUAKE ENGINEERING	Real estate services	46,990.00
Malaysia		Institute of Training and Development (ITD)	Professional training	73,100.00
Mauritius		SupplyQuip Limited	Office equipment leasing and rentals	39,224.70
Mauritius		SUPPLYQUIP LTD.	Airports	85,329.59
Morocco		GIBAS CEMENT ET MARBRE	Real estate services	72,000.00
Morocco		LA SOCIETE ATLAS SAHARA S.A.	Materials handling	541,284.37
Morocco		SAHARA HOSPITALITY (PARADOR - AL MASSIRA)	Cleaning services	31,500.50
Morocco		SAHARA HOSPITALITY (PARADOR - AL MASSIRA)	Maintenance and repair services	33,645.08
Morocco		SAHARA HOSPITALITY (PARADOR - AL MASSIRA)	Payment	36,318.00
Morocco		SOMATIME	Freight forwarding	157,370.54
Morocco		STE SOUDURE TAGOUNITE sarl	Manufacture of fabricated metal products (excluding machinery)	68,276.38
Nepal		MERCANTILE COMMUNICATIONS PVT. LTD.	Communications, other	78,600.00
Nepal		SHREE AIRLINES (P) LTD.	Airline management and operations	3,362,625.00
Nepal		THAPA CONSTRUCTION	Maintenance and repair services	41,164.27
Netherlands		AedifComm	Office, computer and communication equipment maintenance and repair	36,000.00
Netherlands		Agility Project Logistics B.V.	Freight forwarding	50,156.57
Netherlands		Akxifo	Printing services	74,607.33
Netherlands		Asilo	Cleaning services	417,889.00
Netherlands		Croon Electrotecniek	Construction services,	195,826.62
Netherlands		Dalkia	Maintenance and repair services	65,742.97
Netherlands		DEVOTRA B.V.	Machinery, electrical equipment and vehicles maintenance and repair	45,316.01
Netherlands		EMC Computer Systems	Vendor-specific software support and maintenance	58,630.00
Netherlands		Esprit Telecom	Telephone services	85,140.56
Netherlands		Fox-IT	Computer security	31,777.78
Netherlands		HOLLAND AVIATION	Airports	31,202.69
Netherlands		Hoogendoorn	Construction work and site management, buildings	33,838.89
Netherlands		IMRES	Drugs and medicines industry	77,911.29
Netherlands		IMRES BV	Drugs and medicines industry	291,134.37
Netherlands		IMRES BV	Freight forwarding	68,968.25
Netherlands		IMRES BV	Real estate services	48,801.15
Netherlands		IMRES BV	Vaccines, sera and antibiotics industry	146,189.56
Netherlands		INTERNATIONAL INSTITUTE OF SOCIAL	Hotel industry	30,221.95
Netherlands		SANQUIN BLOEDVOORZIENING	Scientific, optical and precision instruments maintenance and repair	143,297.16
Netherlands		Santpoort Project Supplies BV	Freight forwarding	43,015.01
Netherlands		SANTPOORT PROJECT SUPPLIES BV	Radio communications	84,969.48
Netherlands		TNT INTERNATIONAL MAIL	Delivery services	147,500.00
New Zealand		4RF COMMUNICATIONS	Freight forwarding	31,100.00
New Zealand		4RF COMMUNICATIONS	Radio communications	174,830.00
New Zealand		Milner Consulting	Building engineering	33,500.00
Norway		GEOCAP AS	Vendor-specific software support and maintenance	59,103.00
Norway		VIZADA NETWORKS AS	Satellite communications	100,988.00
Oman		RENAISSANCE SERVICES SAOG	Catering services	2,754,659.05
Pakistan		AIRBLUE LIMITED	Airline management and operations	549,498.00
Pakistan		BARKHA INTERNATIONAL (Pvt) LIMITED	Construction services,	34,991.81
Pakistan		INVINCIBLE TRADERS	Construction services,	45,094.06
Pakistan		MALIK MUHAMMAD ZUBAIR & BROTHERS	Oil and gas resources	32,539.61
Pakistan		OCEAN AIR INTERNATIONAL	Construction work and site management, civil works	30,000.00
Pakistan		PAKISTAN INTERNATIONAL AIRLINES	Airline management and operations	1,870,604.00
Pakistan		PAKISTAN STATE OIL COMPANY LIMITED	Oil and gas resources	71,899.82
Pakistan		Wackenhut Pakistan (Pvt) Ltd	Security services	86,829.04
Panama		ES-KO INTERNATIONAL INC.	Economic development	423,253.10
Panama		ES-KO INTERNATIONAL INC.	Food supply	32,532,369.69
Panama		ES-KO INTERNATIONAL INC.	Rural and non-farm production	282,015.71
Panama		ES-KO INTERNATIONAL INC.	Warehouse Management	1,739,636.00
Portugal		LEADERSHIP BUSINESS CONSULTING -	Management training	212,797.00
Portugal		TRADUCTA - TRADUÇÃO, INTERPRETAÇÃO	Language	100,000.00
Qatar		Retaj Al Rayyan Hotel	Real estate services	89,403.97
Russian Federation		AEROSPETSERVICE AIRLINES	Freight forwarding	10,271,000.00
Russian Federation		JSC "ABAKAN AVIA"	Airline management and operations	7,172,458.44
Russian Federation		JSC INTERDIALECT PLUS	Language	609,400.00
Russian Federation		NEFTYEGANSK UNITED AIRLINE	Airline management and operations	48,042,800.42
Russian Federation		OJSC "NIZHNEVARTOVSKAVIA"	Airline management and operations	9,500,000.00
Russian Federation		RUSSIAN SKY AIRLINES JSC	Airline management and operations	6,200,000.00
Russian Federation		SKOL AIRLINE, LLC	Airline management and operations	4,973,365.00
Russian Federation		UTAIR AVIATION, JSC	Airline management and operations	353,145,009.91
Russian Federation		VIM AVIA AIRLINES	Airline management and operations	19,257,091.00
Russian Federation		VOSTOK AVIATION COMPANY	Airline management and operations	19,864,983.68
Rwanda		DR VINCENT BIRUTA	Real estate services	84,960.00
Rwanda		VOLCANO EXPRESS	Freight forwarding	57,348.00
Serbia		AUTOTRADE SH.P.K.	Machinery, electrical equipment and vehicles maintenance and repair	37,500.00
Serbia		BALKAN INTERNATIONAL	Security services	494,737.57
Serbia		DIPOS	Public administration	81,000.00
Serbia		FACOM D.O.O.	Cleaning services	70,283.60
Serbia		G4S Security Service	Security services	40,096.65
Serbia		KUJTESA - NET L.L.C	Satellite communications	222,375.34
Serbia		N.P.N. "UNI-PROJECT"	Cleaning services	359,640.55
Serbia		Prompt Prishtina SH.P.K	Construction work and site management, general	235,991.37
Serbia		QAZIM GASHI and VALDET GASHI	Agricultural economics and finance	42,170.16
Sierra Leone		AFRITEX RESOURCES LTD	Oil pollution	34,000.00
Sierra Leone		AMINA AJAMI CATERING SERVICES	Catering services	117,635.49
Sierra Leone		OLUFEMI BOYLE-HEBRON	Cleaning services	33,152.00
Sierra Leone		OLUFEMI BOYLE-HEBRON	Real estate services	300,000.00
Sierra Leone		SECURITY SUPPORT GROUP INTERNATIONAL (SSGI)	Security services	111,555.36
Somalia		I.A.G. General Trading Co. LLC	Pre-erection and general erection work	319,239.52
South Africa		C AND G AIR	Airline management and operations	12,849,087.98
South Africa		EXECUTIVE TURBINE AVIATION (PTY) LT	Airline management and operations	1,832,000.00
South Africa		INDIGOSAT(SOUTH AFRICA)(PTY) LTD (former Telematic Technol	Data transmission	85,000.00
South Africa		KING AIR SERVICES	Airline management and operations	4,039,832.45
South Africa		Mrs Gail Roberts	Real estate services	34,189.39
South Africa		NATIONAL AIRWAYS CORPORATION	Airline management and operations	3,267,533.00
South Africa		NATURELINK AVIATION	Airline management and operations	6,276,827.25
South Africa		Q-Kon PTY Ltd	Satellite communications	302,196.20
South Africa		RCS Africa, Leephy Studios	Data communications systems	33,469.49
South Africa		SAFAIR OPERATIONS (PTY) LTD	Airline management and operations	12,600,000.00
South Africa		SAFAIR PTY LTD	Airline management and operations	4,813,106.15
South Africa		SAS INSTITUTE (PTY) LTD	Training	30,000.00
South Africa		TORQUE TECHNICAL COMPUTER TRAINING (PTY) LTD.	Technical vocational training	47,824.00
South Africa		X-PERT SECURITY SERVICES	Security services	39,407.41
Spain		AIR EUROPA LINEAS AEREAS S.A.U.	Airline management and operations	10,833,836.00
Spain		CELER PAWLOWSKY, S.L.	Language	100,000.00
Spain		COBRA INSTALACIONES Y SERVICIOS S.A.	Electricity distribution	158,594.63
Spain		COMUNICACION MULTILINGUE, SL	Language	540,000.00
Spain		INGENIERIA DE SISTEMAS PARA DE DEFENSA DE ESPANA (ISD	Management advisory services	39,796.22
Spain		INGENIERIA DE SISTEMAS PARA LA	Maintenance of peace and security	175,000.00
Spain		KRANNICH SOLAR SPAIN	Inland water transport	171,660.56
Spain		PARADOR DE EL SALER	Technical vocational training	41,524.97
Spain		SECURITAS SEGURIDAD ESPAÑA S.A.	Security services	336,752.82
Spain		SWIFTAIR	Airline management and operations	16,726,821.77
Sudan		A.O.G Engineering Enterprise	Waste disposal	117,700.00

Major Contracts for Services Placed by Agency During 2010 (Contracts of \$30,000 or more)

Agency	Name of contractor	Description of services	Contract value USD
UN / PD Continued			
Sudan	Abu Dasha For Trading and Transport and Consultants Co. Ltd	Waste disposal	139,024.00
Sudan	Adam Abdallah Ali	Real estate services	43,560.00
Sudan	Advanced Engineering Works Co. Ltd.	Construction services,	18,177,906.75
Sudan	Advanced Engineering Works Co. Ltd.	Construction work and site management, buildings	3,725,620.18
Sudan	Advanced Engineering Works Co. Ltd.	Construction work and site management, civil works	29,273,790.36
Sudan	ADVANCED ENGINEERING WORKS CO. LTD.	Machinery, electrical equipment and vehicles maintenance and repair	123,146.81
Sudan	AFRAH ALSHAMALIA TRADING CO. LTD. ASOCO	Real estate services	108,405.00
Sudan	Afro Power and Energy Services Co. Ltd	Construction work and site management, civil works	8,801,032.21
Sudan	Agricultural Research Corporation(ARC)	Real estate services	96,000.00
Sudan	AGS for Contracting & Trading	Waste disposal	94,536.55
Sudan	AHBA AIR HANDLING	Airports	483,777.73
Sudan	Ahmed Elghazi For Petroleum & Transportation Works	Vehicle rental	128,135.59
Sudan	Airpuss Engineering & Trade Co. Ltd.	Waste disposal	54,000.00
Sudan	Al Fadil Awadalla Dalla	Real estate services	31,680.00
Sudan	Al Romany Company for Car Maintenance	Machinery, electrical equipment and vehicles maintenance and repair	39,887.66
Sudan	Al Waleed for Transport	Freight forwarding	2,689,420.00
Sudan	AL WALEED FOR TRANSPORT	Road transport	639,652.40
Sudan	Al-Faisal Specialized Hospital	Health care delivery	140,003.78
Sudan	Aljanzar Business for Trade and Contracting	Vehicle rental	300,000.00
Sudan	ASMA DRILLING & MINING COMPANY	Hydraulic structures	135,089.83
Sudan	ASMA DRILLING & MINING COMPANY	Payment	59,370.38
Sudan	Bakawi Group of Companies (BAPIS)	Pre-erection and general erection work	849,412.50
Sudan	BASHIR MOTORS COMPANY LTD.	Machinery, electrical equipment and vehicles maintenance and repair	207,564.96
Sudan	Baskali Multi Activities Co. Ltd.	Waste disposal	196,102.59
Sudan	Bidi Steel Building Company	Construction work and site management, buildings	9,521,941.00
Sudan	Canar Telecommunications Company	Data communications systems	275,088.00
Sudan	Canar Telecommunications Company	Data transmission	106,200.00
Sudan	Darkan For Transport and Services	Vehicle rental	75,271.43
Sudan	Deal Development Company	Construction work and site management, buildings	2,010,960.00
Sudan	Dimension Group for Engineering & Services	Construction work and site management, civil works	2,268,950.00
Sudan	DND for Trading and Construction	Machinery, electrical equipment and vehicles maintenance and repair	32,000.00
Sudan	DND for Trading and Construction	Waste disposal	57,480.00
Sudan	Dr. Shadia Mohammed El-Dirdiri	Real estate services	133,350.00
Sudan	EL-NILEIN CULTURE AND INFORMATION SERVICES	Satellite communications	36,032.00
Sudan	FREE VOICE FOUNDATION	Art, literature and music	55,369.30
Sudan	Gamar Eldeen Ahmed Yagoub	Real estate services	36,000.00
Sudan	Gassr Eldiafa Hotel	Real estate services	275,800.00
Sudan	GOLDEN ARROW CO. LTD	Machinery, electrical equipment and vehicles maintenance and repair	39,887.66
Sudan	Haneer Engineering Co.	Construction work and site management, civil works	1,443,270.00
Sudan	Ismail Abubaker Ahmed Abdalla	Real estate services	54,000.00
Sudan	Ismail Joumaa Bakheet Ghani	Real estate services	45,600.00
Sudan	KALZAC CONSOLIDATED SERVICES/ DHL-DANZAS SUDAN	Airports	31,939.76
Sudan	KEY STONE FOR TRADE LTD	Real estate services	39,148.94
Sudan	Khartoum Teaching Hospital- DEPART. OF FORENSIC MEDICINE (I	Legal specialisms	30,000.00
Sudan	Mabbiti Construction Company Limited	Construction work and site management, civil works	38,150.00
Sudan	MACHOK MAJONG JONG ((OWNER OF APATHOIT HOTEL))	Real estate services	342,000.00
Sudan	Mahjoub Hassan Haroun	Real estate services	42,000.00
Sudan	MANO FOR ROADS & BRIDGES	Construction work and site management, general	463,640.00
Sudan	MINISTRY OF INTERIOR: REPUBLIC OF SUD	Real estate services	382,465.76
Sudan	Ministry of Irregation Ground Water and Wadis Department	Hydraulic structures	184,000.00
Sudan	Mohamed & Saved Abdelgadir Elkhabir	Real estate services	115,748.51
Sudan	Mohamed Abdallah Adam Hussein	Real estate services	54,000.00
Sudan	Mohamed Sulieman Ishag	Real estate services	30,000.00
Sudan	Mohammed Hessein Hasbo	Real estate services	43,560.00
Sudan	Mr. Ali Bakhat Abdalla Haran	Real estate services	120,000.00
Sudan	MUKHAYER UNITED COMPANY LTD	Publishing services	35,744.68
Sudan	NECTAR GROUP	Cleaning services	605,772.00
Sudan	NON-STOP TRANSPORT ENTERPRISE	Customs administration	500,000.00
Sudan	NON-STOP TRANSPORT ENTERPRISE	Freight forwarding	26,408,553.90
Sudan	NONSTOP TRANSPORT ENTERPRISE	Shipping	121,225.65
Sudan	O.I.C CAR SERVICES	Machinery, electrical equipment and vehicles maintenance and repair	39,887.66
Sudan	OSMAN ABDALLAH EL NAZEER	Real estate services	246,500.00
Sudan	Pancrop Commercial CO. Ltd	Catering services	786,039.15
Sudan	Pancrop Commercial CO. Ltd	Laundry services	45,840.00
Sudan	Pancrop Commercial CO. Ltd	Maintenance and repair services	104,382.10
Sudan	Pancrop Commercial CO. Ltd	Real estate services	547,452.00
Sudan	Petronas Marketing Sudan Ltd	Maintenance and repair services	6,248,000.00
Sudan	Petronas Marketing Sudan Ltd	Oil and gas distribution	4,004,000.00
Sudan	PROMARK FOR PROMOTIONS AND MARKETING CO. LTD	Printing services	60,000.00
Sudan	RA INTERNATIONAL SERVICES FZCO	Catering services	88,327.70
Sudan	Rapid Response Services (RRS)	Freight forwarding	46,000.00
Sudan	Repro Company Ltd	Printing services	168,584.62
Sudan	RING MAJAK DHOL AGUEK	Real estate services	46,153.85
Sudan	SAHARA RESORT HOTEL	Hotel industry	37,600.00
Sudan	Saleem for Contracting & Trade Co. Ltd. (SCT)	Construction work and site management, civil works	4,544,793.00
Sudan	Savanna Insurance Co Ltd	Insurance	471,599.77
Sudan	SEFERIAN & CO. LTD	Electrical installations maintenance and repair	36,000.00
Sudan	Shareef Mohamadain Adam Sabbi	Real estate services	34,320.00
Sudan	Shirian Al Shamal Company for Roads & Dams Ltd	Construction work and site management, civil works	1,731,355.01
Sudan	Silver Star Printing Press	Printing services	122,314.05
Sudan	SUDAN ACADEMY FOR COMMUNICATION SCIENCE	Real estate services	262,127.66
Sudan	Sudan Airways	Airports	30,000.00
Sudan	Sudanese Tractor Company LTD (SUTRAC)	Machinery, electrical equipment and vehicles maintenance and repair	309,989.21
Sudan	Suleiman Mustapha	Real estate services	50,400.00
Sudan	Susma Services International Co. Ltd	Hydraulic structures	773,800.00
Sudan	Taha Abdalla Abakar Business for Trading	Waste disposal	80,146.88
Sudan	Taj Elsir Mohammed Mustafa	Real estate services	91,904.00
Sudan	Tajeldin Eisa Eltayeb	Water supply and sanitation	83,516.76
Sudan	Tajeldin Eisa for Trading Business	Water supply and sanitation	73,400.36
Sudan	THE MINISTRY OF INTERIOR,DIPLOMATIC SERVICE DEPARTME	Security services	39,158.06
Sudan	Tian Jin Construction Engineering (North China) Co. Ltd	Hydraulic structures	2,102,904.00
Sudan	TNT International Express (In Affiliation With Etrias)	Customs administration	720,000.00
Sudan	TOMAK ENGINEERING CO. LTD.	Construction work and site management, general	284,380.00
Sudan	TRISTAR ENERGY	Freight forwarding	50,988,696.22
Sudan	TRISTAR ENERGY	Maintenance and repair services	8,909,242.76
Sudan	TROPICAL ENGINEERING SERVICES & CONTRACTING CO. LTD	Payment	34,490.00
Sudan	Ultra Vision Co.	Satellite communications	79,100.00
Sudan	Unity Resources Group (Southern Sudan) Limited	Cleaning services	869,511.89
Sudan	Unity Resources Group (Southern Sudan) Limited	Waste disposal	58,611.09
Sudan	YASIR AI EMAIRY	Cleaning services	126,862.81
Sweden	BIAB INTERNATIONAL AB	Materials handling	32,610.00
Sweden	Saab AB	Maintenance and repair services	580,000.00
Sweden	SAAB AEROTECH	Machinery, electrical equipment and vehicles maintenance and repair	50,517.33
Switzerland	BCOM SA	Transport computer applications	51,675.00
Switzerland	PROFEO LTD.	Professional training	38,787.48
Switzerland	SOS Assistance SA	Health care delivery	176,748.61
Switzerland	Supreme Foodservice GmbH	General project management	2,453,063.00
Switzerland	Supreme Foodservice GmbH	Special purpose equipment rental and lease	7,197,016.11
Switzerland	Supreme Foodservice GmbH	Specialised transport operations	26,125,723.07
Switzerland	United Nations Institute for Training and Research (UNITAR)	Professional training	31,007.00
Switzerland	UNOPS	Procurement services	118,155.00
Syrian Arab Republic	AHMAD MUTAZ AL HELO	Construction services,	676,017.19
Syrian Arab Republic	Al Salam Hospital	Health care delivery	50,000.00
Syrian Arab Republic	ALKARIM FOR TRADE & INDUSTRY	Waste disposal	59,278.21
Syrian Arab Republic	Bana Zoukani Al-Nabulsi	Public administration	116,592.04
Syrian Arab Republic	Electricity Co. (Qunaitra)	Construction services,	68,001.78
Syrian Arab Republic	ENG. AMMAR AL-ASSEH	Construction services,	93,650.00
Syrian Arab Republic	Grandoqa Trading & Contracting Establishment	Construction services,	121,347.78
Syrian Arab Republic	MOHAMMED MAHER AL-MADFAI	Freight forwarding	107,000.00
Syrian Arab Republic	Snow White	Cleaning services	35,439.91

Major Contracts for Services Placed by Agency During 2010 (Contracts of \$30,000 or more)

Agency	Location of contractor	Name of contractor	Description of services	Contract value USD
UN / PD Continued				
Tanzania, United Rep. of		SimbaNET (T) Ltd	Data communications systems	520,657.50
Tanzania, United Rep. of		SimbaNET (T) Ltd	Satellite communications	632,258.00
Tanzania, United Rep. of		ULTIMATE SECURITY LTD	Security services	41,976.62
Thailand		ORIENT THAI AIRLINES	Airline management and operations	2,502,680.00
Timor-Leste		ASIA PACIFIC ASSURANCE COMPANY UNIPESAOAL Lda - APAC	Security services	3,517,040.09
Timor-Leste		INSIGHT TIMOR LESTE	Social research	187,845.80
Timor-Leste		Kasmani Iron Works & Engineering	Tradesman's services, other	49,536.00
Timor-Leste		SDV LOGISTICS I, Lda.	Freight forwarding	299,848.89
Timor-Leste		T.I.C Lda	Cleaning services	265,080.00
Timor-Leste		T.I.C Lda	Plant protection	387,840.00
Timor-Leste		T.I.C Lda	Waste disposal	360,000.00
Timor-Leste		Timor Leste Media Development Center (TLMDC)	Radio communications	48,422.00
Tunisia		HB AVIATION TRAINING SERVICES	Professional training	49,419.00
Tunisia		HB AVIATION TRAINING SERVICES	Technical vocational training	62,175.00
Turkey		FREEBIRD AIRLINES	Airline management and operations	184,900.00
Turkey		METAG INSAAT TICARET A.S	Building maintenance and repair	68,652.60
Turkey		METAG INSAAT TICARET A.S	Office maintenance and repair	66,666.66
Turkey		METAG Insaat Ticaret A.S.	Construction work and site management, general	589,593.32
Turkey		METAG Insaat Ticaret A.S.	Payment	236,054.72
Uganda		A & M Executive Cleaning Services CO. LTD	Laundry services	74,000.00
Uganda		A & M Executive Cleaning Services CO. LTD	Real estate services	495,000.00
Uganda		A & M Executive Cleaning Services CO. LTD	Waste disposal	70,000.00
Uganda		A & M Executive Cleaning Services Co. Ltd.	Maintenance and repair services	77,250.00
Uganda		A & M Executive Cleaning Services Co. Ltd.	Tradesman's services, other	158,550.00
Uganda		ABOJAX INTERNATIONAL LTD	Plumbing maintenance and repair	48,336.00
Uganda		AQUA COOLERS LTD	Water supply and sanitation	42,084.00
Uganda		BCR GENERAL LTD	Concrete, sand, aggregates and stone products industry	100,000.00
Uganda		ENTEBBE HANDLING SERVICES LTD	Airports	6,250,352.00
Uganda		ENTEBBE HANDLING SERVICES LTD (ENHAS)	Airports	45,000.00
Uganda		Horizon Coaches Ltd	Laissez Passers	100,000.00
Uganda		IMPERIAL BOTANICAL BEACH HOTEL	Hotel industry	129,660.00
Uganda		IMPERIAL GROUP OF HOTELS LIMITED	Safety training	94,545.00
Uganda		KIFRA GARAGE LTD	Machinery, electrical equipment and vehicles maintenance and repair	30,291.64
Uganda		LAKE VICTORIA HOTEL	Hotel industry	171,600.00
Uganda		NEW VISION PRINTING AND PUBLISHING COMPANY LTD (Provid	Publishing services	31,379.94
Uganda		Saahib Enterprises Limited	Pre-erection and general erection work	450,000.37
Uganda		SARACEN UGANDA LTD	Security services	156,863.30
Uganda		SPEDAG (UGANDA) LTD	Freight forwarding	526,653.60
Uganda		UGANDA INFLIGHT SERVICES LTD	Catering services	263,340.00
Uganda		UGANDA TELECOM LIMITED	Office, computer and communication equipment maintenance and repair	381,623.00
Ukraine		AIR URGA	Airline management and operations	14,566,045.89
Ukraine		ANTONOV AVIATION SCIENTIFIC AND	Freight forwarding	6,005,127.00
Ukraine		INTERNATIONAL JOINT STOCK AVIATION COMPANY (URGA)	Air navigation services	74,224.02
Ukraine		UKRAINIAN HELICOPTERS	Airline management and operations	88,973,006.62
United Arab Emirates		CHELSEA TOWER HOTEL APARTMENTS	Real estate services	230,280.00
United Arab Emirates		Ebasco Trading Corporation	Disarmament and military questions	323,754.70
United Arab Emirates		GLOBAL LOGISTIC SERVICES CO. LLC	Catering services	3,137,250.00
United Arab Emirates		MENTOR FZ LLC	Vocational training	46,800.00
United Arab Emirates		O.K.I General Trading	Construction work and site management, buildings	988,459.90
United Arab Emirates		O.K.I General Trading LLC	Local area network (LAN) maintenance and support	33,760.00
United Arab Emirates		RA INTERNATIONAL	Maintenance and repair services	4,949,251.66
United Arab Emirates		RA International FCZO	Construction work and site management, buildings	273,862.89
United Arab Emirates		RA International FCZO	Construction work and site management, civil works	13,143,792.91
United Arab Emirates		RA International FCZO	Freight forwarding	327,348.36
United Arab Emirates		RA International FCZO	Water management	891,037.84
United Arab Emirates		Supreme Foodservice GmbH	General project management	306,679.63
United Arab Emirates		TRILOK Marketing & Trading LLC	Freight forwarding	57,650.00
United Arab Emirates		TRISTAR TRANSPORT LLC	Hydraulic structures	2,442,010.00
United Arab Emirates		TRUEBELL MARKETING & TRADING LLC	Data storage	102,680.00
United Arab Emirates		UNITED AVIATION SERVICES	Materials handling	156,243.36
United Arab Emirates		Zadran Group of Companies	Cleaning services	183,880.40
United Kingdom		AFA	Technical vocational training	32,045.25
United Kingdom		AIR CHARTER SERVICE PLC	Freight forwarding	312,950.00
United Kingdom		Astel (UK) Ltd	Printing services	50,407.64
United Kingdom		BAILLIE GIFFORD OVERSEAS, LTD.	Financial services and insurance	1,600,000.00
United Kingdom		BARRETT EUROPE LTD.	Communications, other	151,515.24
United Kingdom		BLUE RUBICON LIMITED	Technical vocational training	63,597.00
United Kingdom		BUSINESS SYSTEMS INTERNATIONAL LTD.	Specialised communications systems	76,925.80
United Kingdom		CEDR SERVICES LTD	Training	33,440.00
United Kingdom		CHAPMAN FREEBORN AIRCHARTERING	Freight forwarding	2,722,789.00
United Kingdom		CHARTERED INSTITUTE OF PURCHASING & SUPPLY (CIPS)	Professional training	39,274.92
United Kingdom		CILT - THE CHARTERED INSTITUTE OF LOGISTICS & TRANSPORT	Professional training	137,708.24
United Kingdom		Circus View Communications Limited	Audio-visual services	30,631.15
United Kingdom		CTEQ LTD	Local area network (LAN) maintenance and support	88,314.57
United Kingdom		CTEQ LTD	Waste disposal	54,076.90
United Kingdom		DHL GLOBAL FORWARDING	Freight forwarding	30,630.56
United Kingdom		DHL GLOBAL FORWARDING (UK) LIMITED	Freight forwarding	60,824.00
United Kingdom		DHL GLOBAL FORWARDING (UK) LTD	Freight forwarding	30,225.12
United Kingdom		DHL GLOBAL FORWARDING (UK) LTD	Shipping	139,424.00
United Kingdom		DHL Global Logistics (UK) Ltd	Freight forwarding	42,159.60
United Kingdom		DOMINO TELECOM SOLUTIONS LTD	Office, computer and communication equipment maintenance and repair	33,097.00
United Kingdom		DRAFIX SERVICES LIMITED	Furniture, household goods and hardware maintenance and repair	61,656.22
United Kingdom		ETON INTERNATIONAL	Data communications systems	31,463.00
United Kingdom		Eurocontrols Automation Inc.	Telecommunication industry	65,490.00
United Kingdom		GLOBAL OBJECTIVES LIMITED	Risk management	42,062.50
United Kingdom		I.W.S.S. LTD.	Printing services	50,000.00
United Kingdom		JANKEL ARMOURING LTD	Electronic computers and data processing equipment manufacture	209,515.89
United Kingdom		MAPLECROFT.NET LIMITED	Office, computer and communication equipment maintenance and repair	57,039.81
United Kingdom		Maven Training Limited	Professional training	31,073.09
United Kingdom		Merrett Survey Partnership	Management advisory services	39,980.00
United Kingdom		MINDWORKS INC. LTD	Technical vocational training	32,224.88
United Kingdom		MOTOROLA LIMITED	Office, computer and communication equipment maintenance and repair	837,024.71
United Kingdom		NATIONAL ACCESS AND RESCUE CENTRE (NARC)	Technical vocational training	59,596.64
United Kingdom		NRG INTERNATIONAL LIMITED	Office equipment leasing and rentals	131,008.40
United Kingdom		NRG INTERNATIONAL LTD	Office equipment leasing and rentals	1,447,768.63
United Kingdom		NRG INTERNATIONAL LTD - WORLD ACCOUNTS DIVISION	Office equipment leasing and rentals	184,364.98
United Kingdom		NRG INTERNATIONAL LTD.	Office equipment leasing and rentals	122,817.81
United Kingdom		NRG INTERNATIONAL-WORLD ACCOUNTS	Office equipment leasing and rentals	843,029.66
United Kingdom		OXFORD ANALYTICA INC.	Data communications systems	160,700.00
United Kingdom		OXFORD UNIVERSITY PRESS	Data communications systems	56,901.50
United Kingdom		PETERS & MAY LIMITED	Freight forwarding	929,435.00
United Kingdom		Peters & May Ltd	Freight forwarding	410,904.00
United Kingdom		PETERS & MAY LTD.	Freight forwarding	142,872.00
United Kingdom		RAINBO SUPPLIES AND SERVICES LTD	Urban services	110,084.00
United Kingdom		Richardson Supply Co. Ltd	Local area network (LAN) maintenance and support	31,554.72
United Kingdom		RICHARDSON SUPPLY CO.LTD.	Radio communications	114,932.96
United Kingdom		RICHARDSON SUPPLY COMPANY LIMITED	Maintenance and repair services	54,021.08
United Kingdom		Ricoh International B.V.	Office equipment leasing and rentals	1,643,166.10
United Kingdom		RICOH INTERNATIONAL BV	Office equipment leasing and rentals	113,722.84
United Kingdom		Sigma Engineered Solutions Ltd.	Local area network (LAN) maintenance and support	148,277.06
United Kingdom		SPONGE UK LIMITED	Training	87,520.00
United Kingdom		THE FINANCIAL TIMES	Data communications systems	53,612.81
United Kingdom		The National Access and Rescue Centre (NARC) (The Heightcrou	Technical vocational training	67,854.42
United Kingdom		Universal Procurement Services Ltd	Radio communications	36,873.00
United Kingdom		Wilson, David	Language	33,930.67
United States of America		(E-CORNELL) TOWER INNOVATIVE	Specialised communications systems	152,634.16
United States of America		304 E. 45th STREET ASSOCIATES	Banking and investment, other	6,775,251.00
United States of America		305 BRG - IMICO LLC	Leasing or rental services	13,603,712.00
United States of America		4G DATA SYSTEMS, INC.	PC hardware maintenance and support	644,464.00
United States of America		866 UN PLAZA ASSOCIATES LLC	Banking and investment, other	1,380,000.00

Major Contracts for Services Placed by Agency During 2010 (Contracts of \$30,000 or more)

Agency	Name of contractor	Description of services	Contract value USD
United States of America	A&A CONSULTING GROUP, LLC	Marketing	31,063.57
United States of America	A-1 INTERNATIONAL, INC.	Cleaning services	137,389.13
United States of America	A-1 INTERNATIONAL, INC.	Vehicle parking services	112,752.16
United States of America	AASTRA TELECOM SWEDEN AB	PC hardware maintenance and support	69,165.72
United States of America	Aastra Telecom Sweden AB	Radio communications	752,822.97
United States of America	Aastra Telecom Sweden AB	Telephone services	55,538.19
United States of America	AASTRA USA INC.	Specialised communications systems	1,925,785.28
United States of America	AASTRA USA INC.	Telecommunications	251,197.80
United States of America	ABM JANITORIAL SERVICES	Cleaning services	6,601,914.64
United States of America	ACCESS IT GROUP, INC.	Office, computer and communication equipment maintenance and repair	325,895.31
United States of America	ACCUIY, INC.	System design and development	73,125.00
United States of America	ACQUSTIGUIDE, INC.	Audio-visual services	435,000.00
United States of America	ACQUIRE MEDIA VENTURES INC.	Data communications systems	138,125.00
United States of America	ACTION CARTING ENVIRONMENTAL	Cleaning services	98,640.00
United States of America	ADECCO	Telecommunications	486,000.00
United States of America	AGILITY INTERNATIONAL INC.	Shipping	836,999.46
United States of America	AKAMAI TECHNOLOGIES	Computer related services	104,000.00
United States of America	ALEXANDER WOLF + SON	Architecture, engineering, construction and other technicalservices	1,590,335.00
United States of America	ALEXANDER WOLF + SON	Construction	1,653,926.00
United States of America	AMAZON WEB SERVICES LLC	Information technology	30,000.00
United States of America	AMERICAN EXPRESS	Credit	80,000.00
United States of America	AMERICAN EXPRESS TRAVEL RELATED SVC	Travel	46,008,401.98
United States of America	AMERICAN EXPRESS TRAVEL RELATED SVC	Travel agencies	1,901,940.33
United States of America	ANIXTER, INC.	Data communications systems	72,079.21
United States of America	APC - AMERICAN POWER CONVERSION	Construction	126,835.75
United States of America	ARAMEX INTERNATIONAL	Delivery services	50,000.00
United States of America	ARAMEX INTERNATIONAL	Shipping	496,000.00
United States of America	ARENSON OFFICE FURNISHINGS, INC.	Office equipment leasing and rentals	30,448.00
United States of America	ARGENT ASSOCIATES INC	Office, computer and communication equipment maintenance and repair	255,208.00
United States of America	ARISTA AIR CONDITIONING CORP.	Special purpose equipment maintenance and repair	662,982.25
United States of America	ARTEX INC.	Architecture, engineering, construction and other technicalservices	56,825.92
United States of America	ARTEX INC.	Trade related services	63,511.00
United States of America	ASTROPHYSICS INC	Special purpose equipment maintenance and repair	46,553.50
United States of America	AT&T CORP.	Computer related services	55,022.00
United States of America	AT&T CORP.	Satellite communications	477,983.88
United States of America	AT&T CORP.	Telecommunication industry	88,000.00
United States of America	BENDIXEN & ASSOCIATES, INC.	Public opinion	55,000.00
United States of America	BLOOMBERG FINANCE L.P.	Market research	867,220.00
United States of America	BLOOMBERG FINANCE L.P.	Trade and business services	214,060.00
United States of America	BNP PARIBAS	Financial services and insurance	3,249,800.00
United States of America	BP INDEPENDENT REPRO/GRAPHICS	Printing services	240,000.00
United States of America	BUREAU VAN DIJK ELECTRONIC	Information services	90,000.00
United States of America	CAPTION FIRST, INC.	Trade and business services, other	69,570.91
United States of America	CERTIFIED MOVING & STORAGE LLC	Transportation, storage and materials handling	1,000,000.00
United States of America	CHARRIER, GIBSON & ASSOCIATES, INC.	Shipping	6,702,712.67
United States of America	CISCO SYSTEMS	PC and local area network (LAN) hardware installation	3,205,804.88
United States of America	CISCO SYSTEMS INC	Maintenance and repair services	92,743.20
United States of America	CISCO SYSTEMS INC	Office, computer and communication equipment maintenance and repair	704,128.99
United States of America	CISCO SYSTEMS INC.	Office, computer and communication equipment maintenance and repair	36,497.00
United States of America	Cisco Systems, Inc.	Local area network (LAN) maintenance and support	2,391,969.46
United States of America	Cisco Systems, Inc.	PC hardware maintenance and support	115,536.00
United States of America	Cisco Systems, Inc.	Training, other	800,000.00
United States of America	CISCO SYSTEMS, INC.	Computer related services	371,746.00
United States of America	CISCO SYSTEMS, INC.	Office, computer and communication equipment maintenance and repair	854,342.74
United States of America	CISCO SYSTEMS, INC.	Telecommunication, other	52,050.00
United States of America	CISCO WEBEX LLC	Office, computer and communication equipment maintenance and repair	51,228.00
United States of America	CITRIX SYSTEMS	Computer related services	32,160.24
United States of America	CITRIX SYSTEMS	Office, computer and communication equipment maintenance and repair	43,120.00
United States of America	CITRIX SYSTEMS	Vendor-specific software support and maintenance	300,520.48
United States of America	COFFEY INTERNATIONAL	Specialised management training	303,240.04
United States of America	COMMUNITY SYSTEMS FOUNDATION	Technology	129,825.00
United States of America	COMPUFORCE	Management advisory services	893,494.79
United States of America	COMTECH EF DATA	Satellite communications	45,000.00
United States of America	CSU INDUSTRIES	Office, computer and communication equipment maintenance and repair	677,381.08
United States of America	CURTIS, MALET-PREVOST, COLT & MOSLE	Legal services	93,268.47
United States of America	CUTTER INFORMATION LLC	Management advisory services	40,000.00
United States of America	CYBER-ARK SOFTWARE, INC.	Office, computer and communication equipment maintenance and repair	59,660.00
United States of America	DADE SKY TRADING	Real estate services	45,703.75
United States of America	DAIWA SB INVESTMENTS (USA) LTD.	Financial services and insurance	600,000.00
United States of America	DALBERG CONSULTING-U.S., LLC	Management advisory services	145,500.00
United States of America	DELOITTE & TOUCHE LLP	Training, other	51,120.00
United States of America	DELOITTE CONSULTING LLP	Industrial organization and administration	656,600.00
United States of America	DELOITTE CONSULTING LLP	Insurance	140,000.00
United States of America	DEVELOPMENT SEED, INC.	Data transmission	295,000.00
United States of America	DEVLIN VIDEOSERVICE	Film and video processing and duplication	55,000.00
United States of America	DHL EXPRESS (USA) INC.	Freight forwarding	212,798.99
United States of America	DHL EXPRESS (USA) INC.	Shipping	1,498,000.00
United States of America	DI DOMENICO + PARTNERS LLP	Architecture, engineering, construction and other technicalservices	747,800.32
United States of America	DIEBOLD ENTERPRISE SECURITY SYSTEMS	Construction	271,735.25
United States of America	DIEBOLD ENTERPRISE SECURITY SYSTEMS	Construction technology, equipment and materials	42,376.67
United States of America	DIEBOLD ENTERPRISE SECURITY SYSTEMS	Security services	420,205.04
United States of America	DIEBOLD ENTERPRISE SECURITY SYSTEMS	Banking and investment, other	956,500.00
United States of America	DOMANITECH, INC.	Management advisory services	177,573.45
United States of America	DUANE MORRIS LLP	Legal services	500,000.00
United States of America	DUCT AND VENT CLEANING OF AMERICA	Cleaning services	38,800.00
United States of America	EAGLE ASSET MANAGEMENT INC.	Financial services and insurance	1,500,000.00
United States of America	EASTNETS AMERICAS CORP.	System design and development	75,660.00
United States of America	EBSCO/PUBLISHERS PUB. AND FULFILLME	Data communications systems	83,037.73
United States of America	EDUCATIONAL TESTING SERVICE	Training	36,000.00
United States of America	EINHORN YAFFEE PRESCOTT ARCHITECTUR	Architecture, engineering, construction and other technicalservices	4,410,405.49
United States of America	EMC CORPORATION	Maintenance and repair services	225,000.00
United States of America	EMC CORPORATION	Office, computer and communication equipment maintenance and repair	1,209,064.25
United States of America	EMC CORPORATION	PC hardware maintenance and support	48,102.00
United States of America	EMC CORPORATION	Computer related services	126,306.00
United States of America	EMC CORPORATION	Information services	470,508.00
United States of America	EMC CORPORATION	Legal specialisms	1,956,916.28
United States of America	EMC CORPORATION	Protection of intellectual and cultural property	430,800.00
United States of America	EMC CORPORATION	Vendor-specific software support and maintenance	1,208,432.00
United States of America	ENCOMPASS, LCC	Management training	2,015,600.00
United States of America	ENVIRONMENTAL SYSTEMS RESEARCH INST	Office, computer and communication equipment maintenance and repair	64,905.00
United States of America	ENVIRONMENTAL SYSTEMS RESEARCH INST	Vendor-specific software support and maintenance	39,900.00
United States of America	ENVIRONMENTAL SYSTEMS RESEARCH INSTITUTE, INC. (ESRI)	PC hardware maintenance and support	56,200.32
United States of America	ERICSSON FEDERAL INC.	Communications	196,075.00
United States of America	EVERGREEN HELICOPTERS OF ALASKA INC	Airline management and operations	2,836,896.00
United States of America	EXIM GROUP LLC	Electrical equipment maintenance and repair	94,590.00
United States of America	FACTIVA	Data communications systems	563,272.00
United States of America	FARRAR FILTER CO., INC.	Air pollution	69,067.58
United States of America	FIDUCIARY TRUST COMPANY	Financial services and insurance	4,278,000.00
United States of America	FIRECOM, INC.	Fire installations maintenance and repair	166,265.00
United States of America	FISHER ASSET MANAGEMENT LLC	Financial services and insurance	2,200,000.00
United States of America	FITCH INFORMATION INC	Financial services and insurance	70,675.00
United States of America	FORREST SOLUTIONS, INC.	General management, other	305,000.00
United States of America	FORRESTER RESEARCH	Office, computer and communication equipment maintenance and repair	95,600.00
United States of America	FRED WEIDNER & SON PRINTERS, INC	Printing services	57,248.00
United States of America	FULBRIGHT & JAWORSKI, LLP	Legal services	789,513.73
United States of America	GANNETT FLEMING ENGINEERS AND	Architecture, engineering, construction and other technicalservices	225,245.00
United States of America	GARDINER & THEOBALD INC	Architecture, engineering, construction and other technicalservices	2,700,165.77
United States of America	GIMCO	Real estate services	178,150.00
United States of America	GLEN COVE PROPERTY LLC/GLEN COVE	Hotel industry	66,560.00
United States of America	GLEN COVE PROPERTY LLC/GLEN COVE	Training, other	38,498.20

Major Contracts for Services Placed by Agency During 2010 (Contracts of \$30,000 or more)

Agency	Name of contractor	Description of services	Contract value USD
United States of America	GLOBAL CONTAINER LINES LIMITED	Freight forwarding	170,000.00
United States of America	GLOBAL CONTAINER LINES LIMITED	Shipping	9,797,533.57
United States of America	GLOBECOM SYSTEMS INC	Office equipment leasing and rentals	43,800.00
United States of America	Globecom System Inc.	Satellite communications	3,212,377.00
United States of America	GLOBECOMM SYSTEMS INC.	Communications, other	54,133.00
United States of America	GLOBECOMM SYSTEMS INC.	Engineering Services	341,760.00
United States of America	Globecom Systems Inc.	Satellite communications	1,023,840.00
United States of America	GOOGLE, INC.	Computer related services	496,000.00
United States of America	Gossamer Crossing	Airports	65,719.00
United States of America	Gossamer Crossing	Security installations maintenance and repair	1,475,056.05
United States of America	GRANT THORNTON LLP	Finance	114,220.00
United States of America	GRAPHNET INC	Telecommunications	57,992.00
United States of America	GROUND WORKS INC.	Construction work and site management, general	473,704.00
United States of America	Harris StrateX Networks Inc.	PC hardware maintenance and support	78,110.00
United States of America	HEWITT ENNISKNUPP, INC.	Management advisory services	350,000.00
United States of America	HEWLETT-PACKARD COMPANY	Office, computer and communication equipment maintenance and repair	492,523.30
United States of America	HEWLETT-PACKARD COMPANY	Vendor-specific software support and maintenance	43,329.60
United States of America	HIRO REAL ESTATE CO.	Leasing or rental services	479,725.04
United States of America	HLW INTERNATIONAL	Architecture, engineering, construction and other technicalservices	1,392,505.25
United States of America	HORIZON ENGINEERING ASSOCIATES, LLP	Architecture, engineering, construction and other technicalservices	163,258.74
United States of America	IBM CORPORATION	Computer related services	689,454.00
United States of America	IBM CORPORATION	Office, computer and communication equipment maintenance and repair	4,149,105.70
United States of America	IBM CORPORATION	Systems analysis	74,500.00
United States of America	ICONMA, LLC	General management, other	35,628.23
United States of America	IMPLEMENTATION & CONSULTING	Office, computer and communication equipment maintenance and repair	64,750.00
United States of America	Infor Global Solution	Software installation	70,620.00
United States of America	INFOR GLOBAL SOLUTIONS (NEW YORK)	Office, computer and communication equipment maintenance and repair	297,329.14
United States of America	INFORMATION BUILDERS, INC.	Vendor-specific software support and maintenance	72,435.40
United States of America	INTERNATIONAL COMPUTING CENTER, ICC	Operations, maintenance and support	946,224.00
United States of America	INTERNATIONAL MONETARY FUND	Data communications systems	31,760.00
United States of America	INTERNATIONAL TRANSPORT SOLUTIONS,	Postal and delivery services	484,000.00
United States of America	IVCI LLC	Specialised communications systems	107,966.00
United States of America	IVCI, LLC	Specialised communications systems	83,003.55
United States of America	JANE'S INFORMATION GROUP, INC.	Data communications systems	154,047.36
United States of America	JEAN FENIO DICETTE	Real estate services	54,000.00
United States of America	JOHN E. REID AND ASSOCIATES INC.	Training, other	32,255.00
United States of America	KELCO CONSTRUCTION INC.	Maintenance and repair services	127,000.34
United States of America	KONICA MINOLTA BUSINESS SOLUTIONS	Office equipment leasing and rentals	155,120.00
United States of America	KROLL SECURITY GROUP INC.	Architecture, engineering, construction and other technicalservices	668,313.15
United States of America	KUEHNE & NAGEL INC	Freight forwarding	62,775.00
United States of America	Kuehne & Nagel Inc.	Freight forwarding	830,058.14
United States of America	L. SIMON CORPORATION	Asbestos removal	50,000.00
United States of America	LA CRESTA COMMUNICATIONS INC.	Communications, other	42,382.00
United States of America	LAUSTER & RADU ARCHITECTS, PC	Architecture, engineering, construction and other technicalservices	335,218.10
United States of America	LAWSON SOFTWARE AMERICAS INC.	Office, computer and communication equipment maintenance and repair	122,892.90
United States of America	Lenovo (United States) Inc.	PC hardware maintenance and support	121,288.00
United States of America	LENOVO, INC.	Communications, other	123,675.00
United States of America	LEXIS-NEXIS	Data communications systems	207,024.00
United States of America	LH TARRYTOWN OPERATING, LLC	Leasing or rental services	34,486.84
United States of America	LUMAL CLEANERS INC.	Laundry services	30,000.00
United States of America	MAGIC SOFTWARE ENTERPRISES	Vendor-specific software support and maintenance	33,924.00
United States of America	MARKETLIX, INC.	Office, computer and communication equipment maintenance and repair	56,700.00
United States of America	MASNER BEAUPLAN	Real estate services	78,000.00
United States of America	MCAFFEE INC.	Computer related services	57,278.90
United States of America	MERCEDES BENZ	Passenger transport	36,000.00
United States of America	MERCER HEALTH & BENEFITS LLC	Insurance	382,000.00
United States of America	MIAMI AIR INTERNATIONAL	Airline management and operations	1,269,048.28
United States of America	MICROSOFT CORPORATION	Office, computer and communication equipment maintenance and repair	4,341,386.29
United States of America	Ministry of National Defence of the Republic of Poland	Hydraulic structures	39,244.42
United States of America	MISYS INTERNATIONAL BANKING SYSTEMS	Maintenance and repair services	115,095.78
United States of America	MOTIVATORS INC.	Printing services	140,000.00
United States of America	MOTOROLA	Conditions of employment	51,242.00
United States of America	MOTOROLA INC	Engineering Services	102,260.19
United States of America	MOTOROLA INC	Protection of intellectual and cultural property	194,769.88
United States of America	Motorola Inc	Radio communications	1,800,909.20
United States of America	MOTOROLA INC.	Communications, other	111,396.70
United States of America	MOTOROLA INC..	Engineering planning services	37,160.00
United States of America	Motorola, Inc	Radio communications	2,871,119.37
United States of America	MPEX INC	Software installation	31,401.00
United States of America	MSCI, INC.	Market research	88,160.00
United States of America	MTS-INTEGRATRAK, INC.	Office, computer and communication equipment maintenance and repair	54,800.00
United States of America	ND Satcom Inc	Building engineering	115,190.00
United States of America	ND SATCOM INC.	Office, computer and communication equipment maintenance and repair	51,810.00
United States of America	ND SATCOM INC.	Processing installations	74,600.00
United States of America	ND SATCOM, INC.	Satellite communications	366,640.00
United States of America	NEW HORIZONS CLC OF NEW YORK	Technical vocational training	40,000.00
United States of America	NICE SYSTEMS, INC.	Operations, maintenance and support	47,646.00
United States of America	NOVELL, INC.	Office, computer and communication equipment maintenance and repair	91,247.50
United States of America	OAC SHIPPING COMPANY, INC.	Freight forwarding	32,344.00
United States of America	OCE-USA, INC.	Office equipment leasing and rentals	450,000.00
United States of America	OMEGA WORLD TRAVEL	Travel costs	1,126,843.00
United States of America	OPNET TECHNOLOGIES, INC.	Office, computer and communication equipment maintenance and repair	195,653.40
United States of America	ORACLE AMERICA, INC.	System design and development	2,468,208.00
United States of America	ORACLE AMERICA, INC.	Vendor-specific software support and maintenance	330,096.69
United States of America	OTIS ELEVATOR COMPANY	Electrical installations maintenance and repair	389,145.00
United States of America	OVID TECHNOLOGIES INC.	Data communications systems	66,020.00
United States of America	PA CONSULTING GROUP INC	Logistics	364,342.00
United States of America	PA CONSULTING GROUP INC	Office, computer and communication equipment maintenance and repair	125,000.00
United States of America	PACIFIC ARCHITECTS & ENGINEERS INC.	Construction work and site management, buildings	5,471,617.30
United States of America	PACIFIC ARCHITECTS & ENGINEERS INC.	Transport engineering	945,389.43
United States of America	PACIFIC ARCHITECTS & ENGINEERS INCO	Airports	9,954,072.00
United States of America	PAISLEY CONSULTING, INC.	Vendor-specific software support and maintenance	49,400.00
United States of America	PERKINS & WILL, INC.	Architecture, engineering, construction and other technicalservices	2,263,642.00
United States of America	PETROCELLI ELECTRIC COMPANY, INC.	Electrical installations maintenance and repair	3,160,233.00
United States of America	Planson International Corporation	Printing services	53,469.00
United States of America	Planson International Corporation	Satellite communications	58,873.00
United States of America	PRICE WATERHOUSE COOPERS	Auditing	78,337.54
United States of America	PRICE WATERHOUSE COOPERS	Management advisory services	155,280.00
United States of America	PRICEWATERHOUSECOOPERS LLP	Auditing	765,999.00
United States of America	PRICEWATERHOUSECOOPERS LLP	Insurance	264,584.00
United States of America	PRICEWATERHOUSECOOPERS LLP	Management advisory services	4,382,721.77
United States of America	PRICEWATERHOUSECOOPERS LLP	System design and development	11,399,418.93
United States of America	PRICEWATERHOUSECOOPERS LLP	Training	290,996.00
United States of America	PRICEWATERHOUSECOOPERS LLP	Vendor-specific software support and maintenance	7,536,237.76
United States of America	PRIORITY PRODUCTION SERVICES LLC	Audio-visual services	6,199,809.77
United States of America	PRIORITY PRODUCTION SERVICES LLC	Engineering services	4,008,200.00
United States of America	PROQUEST INFORMATION AND LEARNING	Data communications systems	311,622.00
United States of America	QED CONSULTING	Training	223,632.95
United States of America	R. A. HEINTGES & ASSOCIATES	Architecture, engineering, construction and other technicalservices	547,434.60
United States of America	R. SIRGANIAN	Real estate services	360,000.00
United States of America	RAMAC CORPORATION (US)	Cleaning services	75,637.92
United States of America	REDMOND PRESS	Printing services	45,000.00
United States of America	RENE ST. VICTOR	Real estate services	48,000.00
United States of America	REUTERS NEW MEDIA	Data communications systems	89,700.00
United States of America	REVERE GROUP	Computer related services	295,680.00
United States of America	RICHARD L. HOFFMAN & ASSOCIATES INC	General management services	100,041.30
United States of America	RICHMAR CONTROLS & SERVICE CO., INC	Special purpose equipment maintenance and repair	35,460.00
United States of America	RISKMETRICS GROUP, INC.	Software installation	500,000.00
United States of America	ROI INSTITUTE INC.	Management training	96,000.00
United States of America	RONCO CONSULTING CORPORATION	Security services	108,477.68

Major Contracts for Services Placed by Agency During 2010 (Contracts of \$30,000 or more)

Agency	Contract value		
Location of contractor	USD		
Name of contractor	Description of services		
UN / PD Continued			
United States of America	SAP PUBLIC SERVICES, INC.	Information technology	113,510.00
United States of America	SAP PUBLIC SERVICES, INC.	Office automation software	18,345,000.17
United States of America	SAP PUBLIC SERVICES, INC.	Office, computer and communication equipment maintenance and repair	270,238.24
United States of America	SAP PUBLIC SERVICES, INC.	Vendor-specific software support and maintenance	1,275,000.00
United States of America	SAVVIS FEDERAL SYSTEMS	Computer related services	117,000.00
United States of America	SDL GLOBAL SOLUTIONS (IRELAND) LTD.	Vendor-specific software support and maintenance	94,590.00
United States of America	SDV (USA) INC.	Freight forwarding	64,483.40
United States of America	SDV USA Inc	Freight forwarding	179,210.00
United States of America	SDV USA INC.	Freight forwarding	423,756.00
United States of America	SDV USA INC.	Shipping	202,050.00
United States of America	SDV USA INC.	Land transport, general	237,899.76
United States of America	SDV(USA)INC	Freight forwarding	37,246.50
United States of America	SKAE POWER SOLUTIONS LLC	Office, computer and communication equipment maintenance and repair	65,700.00
United States of America	SKANSKA USA BUILDING INC.	Communications	143,625.00
United States of America	SKANSKA USA BUILDING INC.	Construction	288,936,970.73
United States of America	SKANSKA USA BUILDING INC.	Construction work and site management, buildings	1,024,465.00
United States of America	SKANSKA USA BUILDING INC.	Waste disposal	432,731.00
United States of America	SKIDMORE, OWINGS & MERRILL, LLP	Architecture, engineering, construction and other technicalservices	3,527,865.60
United States of America	SKILLSOFT CORPORATION	Training, other	401,300.00
United States of America	SLG 220 NEWS OWNER LLC	Banking and investment, other	2,138,304.00
United States of America	SMOOTH SOLUTIONS, INC.	Vendor-specific software support and maintenance	35,429.00
United States of America	SOFTWARE HOUSE INTERNATIONAL, INC.	Office, computer and communication equipment maintenance and repair	30,895.00
United States of America	SOLAR SECURITY FILMS, INC.	Construction services,	44,740.70
United States of America	Stanley Supply & Services	Freight forwarding	31,273.00
United States of America	STANLEY SUPPLY AND SERVICES	Local area network (LAN) maintenance and support	110,946.48
United States of America	STEVEN WINTER ASSOCIATES, INC.	Engineering services	74,704.00
United States of America	STONESOFT INC	PC hardware maintenance and support	76,474.40
United States of America	SUNDIAL TRADING COMPANY INC.	Real estate services	90,000.00
United States of America	SUPREME SYSTEMS, INC.	Delivery services	86,269.20
United States of America	SUPREME SYSTEMS, INC.	Office support services	319,833.52
United States of America	SURROUNDART LLC	Art, literature and music	188,802.76
United States of America	SYBASE, INC.	Office, computer and communication equipment maintenance and repair	203,759.02
United States of America	SYMANTEC CORPORATION	Computer related services	116,222.15
United States of America	SYMANTEC CORPORATION	Office, computer and communication equipment maintenance and repair	796,955.11
United States of America	SYSOOM INC.	Computer related services	702,144.00
United States of America	SYSKA & HENNESSY, INC. ENGINEERS	Architecture, engineering, construction and other technicalservices	8,399,074.90
United States of America	SYSKA & HENNESSY, INC. ENGINEERS	Engineering design	44,555.00
United States of America	TAG 380 LLC	Banking and investment, other	3,759,312.50
United States of America	TAG 380 LLC	Leasing or rental services	38,566,464.86
United States of America	TAYLOR & FRANCIS GROUP	Data communications systems	30,202.00
United States of America	TCS SUPPLY CO.	Payment	63,569.76
United States of America	TCS Supply Company	Printing services	56,104.00
United States of America	TEACHERS INSURANCE AND ANNUITY ASSO	Banking and investment, other	3,198,753.54
United States of America	TEACHERS INSURANCE AND ANNUITY ASSO	Leasing or rental services	4,829,004.68
United States of America	TGI OFFICE AUTOMATION	Legal specialisms	888,575.00
United States of America	TGI OFFICE AUTOMATION	Office equipment leasing and rentals	108,060.00
United States of America	TGI OFFICE AUTOMATION	Office, computer and communication equipment maintenance and repair	37,320.00
United States of America	THE ECONOMIST INTELLIGENCE UNIT	Data communications systems	425,842.06
United States of America	THE NEW YORK HELMSLEY HOTEL	Hotel industry	40,460.00
United States of America	THE NORTHERN TRUST COMPANY	Financial services and insurance	1,583,334.21
United States of America	THE REGUS GROUP PLC.	Banking and investment, other	40,500.00
United States of America	THE TOWNSEND GROUP, INC.	Financial services and insurance	495,000.00
United States of America	THE TOWNSEND GROUP, INC.	Technical vocational training	75,000.00
United States of America	THE WINTHROP GROUP, INC.	Information services	130,000.00
United States of America	THOMSON FINANCIAL INC.	Financial services and insurance	54,246.00
United States of America	THOMSON FINANCIAL INC.	Vendor-specific software support and maintenance	207,900.00
United States of America	TIME MOVING AND STORAGE	Trade and business services	658,634.00
United States of America	TLD AMERICA INC.	Transport systems	91,056.00
United States of America	T-MOBILE USA, INC.	Communications	54,000.00
United States of America	T-MOBILE USA, INC.	Telecommunication, other	939,400.00
United States of America	T-MOBILE USA, INC.	Telecommunications	80,500.00
United States of America	T-MOBILE USA, INC.	Telephone services	53,000.00
United States of America	TOTAL CONCEPT GRAPHICS	Printing services	36,880.00
United States of America	TOWER PLAZA ASSOCIATES, L.P.	Real estate services	8,012,938.48
United States of America	TRANSGROUP WORLDWIDE LOGISTICS	Freight forwarding	49,520.00
United States of America	TRIGYN TECHNOLOGIES INC	Communications, other	840,000.00
United States of America	TRIGYN TECHNOLOGIES INC	Data processing services	360,000.00
United States of America	TRIGYN TECHNOLOGIES INC	Engineering Services	1,040,580.00
United States of America	TRIGYN TECHNOLOGIES INC	Office support services	1,009,260.00
United States of America	Trigyn Technologies Inc	Office, computer and communication equipment maintenance and repair	10,585,486.28
United States of America	TRIGYN TECHNOLOGIES INC	Computer programming	98,400.00
United States of America	TRIGYN TECHNOLOGIES INC	Information services	31,200.00
United States of America	TRIGYN TECHNOLOGIES INC	Information technology	49,620.00
United States of America	TRIGYN TECHNOLOGIES INC	Maintenance of peace and security	321,880.00
United States of America	TRIGYN TECHNOLOGIES INC	Management advisory services	10,013,321.17
United States of America	TRIGYN TECHNOLOGIES INC	System design and development	90,480.00
United States of America	TRIGYN TECHNOLOGIES INC.	Communications, other	66,480.00
United States of America	TRIGYN TECHNOLOGIES INC.	Conditions of employment	604,428.90
United States of America	TRIGYN TECHNOLOGIES INC.	Employment promotion and planning	314,628.90
United States of America	TRIGYN TECHNOLOGIES INC.	Maintenance and repair services	580,883.91
United States of America	TRIGYN TECHNOLOGIES INC.	Payment	1,600,000.00
United States of America	Trigyn Technologies Inc.	PC hardware maintenance and support	3,080,300.00
United States of America	Trigyn Technologies Inc.	Radio communications	75,440.00
United States of America	TRIGYN TECHNOLOGIES INC.	Telecommunication, other	201,000.00
United States of America	TRIGYN TECHNOLOGIES INC.*	Project administration	300,000.00
United States of America	TRIGYN TECHNOLOGIES, INC	Conditions of employment	66,000.00
United States of America	TRUSTEES OF COLUMBIA UNIVERSITY IN	Management advisory services	50,000.00
United States of America	TUDOR HOTEL	Training, other	43,134.25
United States of America	ULM II HOLDING CORP.	Banking and investment, other	5,957,100.00
United States of America	ULM II HOLDING CORP.	Engineering Services	59,334.00
United States of America	ULTISAT INC.	Satellite communications	157,009.65
United States of America	UNFCU FINANCIAL SERVICES, LLC	Banking and investment, other	417,000.00
United States of America	UNIFIRST CORPORATION	Laundry services	63,303.00
United States of America	UNITED BOOK PRESS INC	Printing services	113,436.38
United States of America	UNITED NATIONS DEVELOPMENT CORP.	Banking and investment, other	23,803,872.94
United States of America	UNITED NATIONS FEDERAL CREDIT UNION	Banking and investment, other	1,217,416.20
United States of America	UNITED NATIONS FEDERAL CREDIT UNION	Leasing or rental services	2,700,875.03
United States of America	UNITED PARCEL SERVICE	Shipping	149,240.59
United States of America	UNOPS (NAO)	Construction work and site management, civil works	803,212.00
United States of America	UNOPS (NAO)	Construction work and site management, general	4,185,597.00
United States of America	VERA INSTITUTE OF JUSTICE	Management advisory services	855,766.00
United States of America	VERISIGN	Office, computer and communication equipment maintenance and repair	54,288.00
United States of America	VERIZON BUSINESS NETWORK SERVICES	Information technology	171,888.48
United States of America	VERIZON BUSINESS NETWORK SERVICES	Telecommunications	121,878.88
United States of America	VERIZON BUSINESS NETWORK SERVICES	Telephone services	122,976.53
United States of America	VERIZON WIRELESS	Telecommunication management	45,000.00
United States of America	VERIZON WIRELESS	Telecommunication, other	99,600.00
United States of America	VMWARE, INC.	Office, computer and communication equipment maintenance and repair	1,296,374.46
United States of America	W2001 METROPOLITAN HOTEL OPERATING	Management training	33,921.60
United States of America	WAMAR INTERNATIONAL, INC.	Cleaning services	108,660.00
United States of America	WEBEX COMMUNICATIONS, INC.	Data transmission	69,240.00
United States of America	WEBEX COMMUNICATIONS, INC.	Training	276,800.00
United States of America	WESTHAM TRADE CO., LTD.	Communications, other	48,082.04
United States of America	WESTLAW	Communication and mass media, other	41,718.00
United States of America	WILLIAM S. HEIN & CO., INC.	Data communications systems	72,373.05
United States of America	WILSHIRE ASSOCIATES INC	Market research	80,000.00
United States of America	WINSTON ADVERTISING AGENCY	Marketing	32,025.00
United States of America	WORLD BANK PUBLICATIONS	Data communications systems	69,035.00
United States of America	X-RAY IMAGING, INC.	Leasing or rental services	30,850.00
United States of America	ZOH0 Incorporation	Local area network (LAN) maintenance and support	45,354.00

Major Contracts for Services Placed by Agency During 2010 (Contracts of \$30,000 or more)

Agency Location of contractor	Name of contractor	Description of services	Contract value USD
UNU			
Belgium	College of Europe	UNU-CRIS core staff	655,409.32
Belgium	DePrest IT	Hard-and software maintenance	22,996.06
Japan	UNU-HQ	UNU-CRIS core staff	427,060.24
Australia	Elisabeth Hiller & Nigel Garvey	Int.Consultant	52,500.00
Canada	Heidi MacLean	Int.Consultant	61,938.00
Canada	Universalia Management Group	Int.Consultant	178,150.00
Germany	ALEX SCHLOESSER GMBH	conference support	83,620.21
Germany	Best Western Hotel Kaiserhof	conference support	39,759.06
Germany	Datamatics Technologies GmbH	ICT services	372,634.00
Germany	Gerd ARENZ GmbH	building maintenance	67,573.52
Germany	Institut Robert Schuman - Institut Franc	training	40,316.44
Germany	PHOENIX DESIGN AID	Printing/design	40,728.93
Germany	SPANISCHES FORUM	training	67,745.33
Germany	STEIGENBERGER GRANDHOTEL PETERSBERG	conference support	30,436.94
Germany	Von zur Mühlen'sche GmbH	Local Consultant	35,382.85
Germany	W.I.S. Sicherheit GmbH & Co.KG	Security	1,617,208.50
Germany	WESTTOURS	travel	1,437,865.17
Ukraine	Dilafuz Khaydarova	Int.Consultant	52,200.00
UNWRA			
Bahrain	MANAGEMENT CONSULTANCY GROUP	Training Services	55,396.80
Belgium	Chili con Carne	Management Consulting Services	45,620.15
Denmark	Baltic Control Ltd.	Other Contractual Services	118,362.63
Germany	PEM GMBH	Training Services	65,205.00
India	RAMCO SYSTEMS LIMITED	Purchase of Computer Time/ Services	248,715.58
India	Sify software Limited	Purchase of Computer Time/ Services	30,000.00
Israel	Arnie Miller Laboratories	Other Contractual Services	80,827.08
Israel	AUGUSTA VICTORIA HOSPITAL	Hospital Services	147,690.00
Israel	E-Drive Technology Ltd	Other Contractual Services	38,000.00
Israel	General Superintendence Co. Ltd. (GESCO)	Other Contractual Services	131,971.82
Israel	MAKASSED HOSPITAL	Hospital Services	129,857.70
Israel	THE JERUSALEM PRINCESS BASMA CENTER	Patient Subsidies	143,700.00
Jordan	Abu-Hijleh Contracting Est.	Construction and Alternations of Agency Premises	34,858.19
Jordan	Advanced Technologies Corp.	Training Services	66,632.34
Jordan	Al-Aseel Printing Press	Printing Services	66,723.45
Jordan	Al-Ashhab Contracting Establishment	Construction and Alternations of Agency Premises	998,215.06
Jordan	Arabian Office Automation Co. W.L.L	Other Contractual Services	512,420.90
Jordan	Bab Al-Amood for Engineering & Contracting	Construction and Alternations of Agency Premises	124,714.51
Jordan	Central Press Co.	Printing Services	34,745.76
Jordan	DEVELOPING TECHNOLOGY ACADEMY	Training Services	222,292.37
Jordan	Estarta Solution	Other Contractual Services	83,300.00
Jordan	European Arab Institute for Manag & Tech	Training Services	53,162.15
Jordan	Holiday Inn Resort-Dead sea	Workshops Accomodations Hotels Services	39,766.17
Jordan	Infinity for Construction Co.	Construction and Alternations of Agency Premises	911,716.76
Jordan	JAMAL AL BAZLAMIT EST FOR CONTR.	Maintenance of Premises	110,441.38
Jordan	Joint-efforts Group Co.	Other Contractual Services	191,737.29
Jordan	Jordan Data Communications Ltd. (Orange)	Purchase of Computer Time/ Services	83,635.59
Jordan	Kempinski Hotel (Amman)	Other Contractual Services	39,185.25
Jordan	Landmark Amman Hotel & conference center	Other Contractual Services	60,645.04
Jordan	Landmark Amman Hotel & conference center	Training Services	229,366.17
Jordan	Lead International-Jordan	Training Services	31,638.42
Jordan	Moh'd Salim & Moh'd Adawi Co.	Maintenance of Premises	411,380.32
Jordan	MOUSA SALMAN IBRAHIM ALLOUH	Maintenance of Premises	237,072.96
Jordan	MOVENPICK RESORT & SPA DEAD SEA.	Other Contractual Services	43,774.77
Jordan	MUSTAFA JAMIL MAHMOUD	Construction and Alternations of Agency Premises	110,603.07
Jordan	OMAR NAFE HARDAN	Maintenance of Premises	79,732.66
Jordan	OSKAR FOR TRANSPORT	Other Contractual Services	91,596.05
Jordan	PETRA JORDANIAN MOBILE TELECOM. CO.	Telephone and Fasimiles Services	191,499.04
Jordan	Professional Training Advisory Group	External Audit Fees	63,580.00
Jordan	Professional Training Advisory Group	Training Services	55,751.41
Jordan	Sahara for trading services	Other Contractual Services	45,762.71
Jordan	SALEM & AHMAD SHATARAT CO. CONTRACTING	Maintenance of Premises	505,518.17
Jordan	Savvytek	Purchase of Computer Time/ Services	37,050.00
Jordan	SOFTACT INCORPORATED	Other Contractual Services	84,000.00
Jordan	Specialized Technical Services (STS)	Maintenance of Equipment, Furniture, and Hardware	46,015.54
Jordan	UMNIAH	Purchase of Computer Time/ Services	38,629.94
Jordan	United For Office Supplies	Other Contractual Services	39,786.37
Jordan	W AEL & MOHD AL-SHARIF CO.	Maintenance of Premises	99,452.54
Jordan	Women Program Center (Marka)	Other Contractual Services	174,470.34
Jordan	ZIAD HEFTHY MOH'D AWARTANI	Other Contractual Services	67,205.18
Jordan	Zuhdi & Wajeeh Kan'an Contracting Co.	Construction and Alternations of Agency Premises	206,380.70
Jordan	Zuhdi & Wajeeh Kan'an Contracting Co.	Maintenance of Premises	122,248.71
Jordan	Zuhdi & Wajeeh Kan'an Contracting Co.	Other Contractual Services	38,320.90
Jordan	Zuhdi & Wajeeh Kan'an Contracting Co.	Repairs of Damaged Buildings and Structures	200,358.69
Lebanon	AL NINI HOSPITAL	Hospital Services	30,603.77
Lebanon	Al-Hanan Pharmacy	Patient Subsidies	63,971.89
Lebanon	Al-Hikma Co. Ltd.	Other Contractual Services	48,164.74
Lebanon	Al-Jalil Pharmacy	Patient Subsidies	581,881.42
Lebanon	Al-Rayan Pharmacy (Hassan Ahmad Alaara)	Patient Subsidies	213,951.62
Lebanon	Al-Rayan Pharmacy (Rabih Hasan Alaara)	Patient Subsidies	212,477.92
Lebanon	AMERICAN EDUCATIONAL INSTITUTE	Other Contractual Services	67,000.00
Lebanon	American University of Beirut (AUB)	Training Services	134,540.54
Lebanon	ATEF MOHAMMAD SHIBLY	Other Contractual Services	30,720.00
Lebanon	Bassam Moh'd El Khateeb	Maintenance of Premises	36,073.80
Lebanon	British Council/ Lebanon	Training Services	163,344.00
Lebanon	CENTRE FOR ACTIVE CITIZENSHIP	Training Services	54,900.00
Lebanon	DALLAA HOSPITAL	Hospital Services	68,235.52
Lebanon	Danash Contracting & Trading Co.	Construction and Alternations of Agency Premises	4,801,879.00
Lebanon	DAR AL AJAZEH AL ISLAMIEH HOSPITAL	Hospital Services	95,433.62
Lebanon	Dar Sabil Al-Rashad	Other Contractual Services	207,500.00
Lebanon	DIAB SAID SAID	Repairs of Damaged Buildings and Structures	49,892.00
Lebanon	EBCO - BITAR	Construction and Alternations of Agency Premises	444,847.00
Lebanon	ELIAS HRAWI GOVERNMENTAL HOSPITAL	Hospital Services	36,948.85
Lebanon	Engineer Khaled Al Sarout	Construction and Alternations of Agency Premises	1,829,135.00
Lebanon	Est. Sawaya for Engineering & Gen. Cont.	Construction and Alternations of Agency Premises	257,627.00
Lebanon	Fathi Rmavyed Rmavyed	Shelters Construction/ Reconstruction on Contractual basis	101,065.00
Lebanon	Fawzi Al-Khatib Trading & Contracting Co	Construction and Alternations of Agency Premises	37,589.00
Lebanon	Ghanem Husam Alabdullah	Shelters Construction/ Reconstruction on Contractual basis	91,185.00
Lebanon	Globalcom Data Services	Space Segment Assignment Services (Telecom)	338,396.67
Lebanon	HAMMOUD HOSPITAL	Hospital Services	144,139.78
Lebanon	Hasan Saber Mohamad	Shelters Construction/ Reconstruction on Contractual basis	97,518.00
Lebanon	HIRAM HOSPITAL	Hospital Services	159,952.84
Lebanon	HOPITAL PSYCHITRIQUE DE LA CROIX	Hospital Services	212,444.23
Lebanon	Husam Ali Tukli	Repair of Shelters on Contractual Basis	125,880.20
Lebanon	Hussien Ali Al Ali	Shelters Construction/ Reconstruction on Contractual basis	73,962.20
Lebanon	IMAD IBRAHIM AL-HAJ MOHAMMAD	Customs Clearance Services	194,008.00
Lebanon	IMADCO	Other Contractual Services	226,018.73
Lebanon	ISLAMIC WELFARE HOSPITAL	Hospital Services	33,238.52
Lebanon	ISSA AHMAD SADIK	Shelters Construction/ Reconstruction on Contractual basis	274,957.10
Lebanon	JABAL AMEL HOSPITAL	Hospital Services	59,064.46
Lebanon	Jamal Ahmad Kassab	Shelters Construction/ Reconstruction on Contractual basis	104,709.00
Lebanon	Jinane Co. s.a.l.	Construction and Alternations of Agency Premises	3,303,809.00
Lebanon	Khaled Ateveh Rmavyed	Repair of Shelters on Contractual Basis	160,777.00
Lebanon	Knowledge City Management s.a.l	Training Services	333,060.00
Lebanon	LABIB MEDICAL CENTER	Hospital Services	161,048.38
Lebanon	LEBANESE ITALIAN HOSPITAL	Hospital Services	352,389.87
Lebanon	M. Copy House	Other Contractual Services	42,007.83
Lebanon	MAHMOUD SALEH EL AWAD	Shelters Construction/ Reconstruction on Contractual basis	161,251.80
Lebanon	Marc Azar	Construction and Alternations of Agency Premises	72,960.00
Lebanon	Mohammad Mubarak Al-Ali	Shelters Construction/ Reconstruction on Contractual basis	104,534.00
Lebanon	MORES S.A.R.L	Other Contractual Services	46,786.90

Major Contracts for Services Placed by Agency During 2010 (Contracts of \$30,000 or more)

Agency	Location of contractor	Name of contractor	Description of services	Contract value USD
UNWRA Continued				
Lebanon		Mustafa Hamad Al Taha	Shelters Construction/ Reconstruction on Contractual basis	33,154.80
Lebanon		Mustafa Saaddeine Al-Dada Co.	Construction and Alternations of Agency Premises	505,313.46
Lebanon		Mustafa Saaddeine Al-Dada Co.	Shelters Construction/ Reconstruction on Contractual basis	180,134.50
Lebanon		Palestine Red Crescent Society	Hospital Services	1,441,550.70
Lebanon		RAEE HOSPITAL	Hospital Services	57,560.48
Lebanon		RAFIC AL HARIRI UNIVERSITY HOSPITAL	Hospital Services	110,939.59
Lebanon		Rashid Mohamad Mlari	Shelters Construction/ Reconstruction on Contractual basis	64,124.21
Lebanon		Riad Ghaleb Al-Moussa Co.	Construction and Alternations of Agency Premises	49,805.50
Lebanon		Riad Ghaleb Al-Moussa Co.	Shelters Construction/ Reconstruction on Contractual basis	277,404.70
Lebanon		SAIDA GOVERNMENTAL HOSPITAL	Hospital Services	399,530.18
Lebanon		Saint Joseph University	Training Services	90,660.00
Lebanon		SIBLIN GOVERNMENTAL HOSPITAL	Hospital Services	90,669.31
Lebanon		Talal Al Abed Qasem	Shelters Construction/ Reconstruction on Contractual basis	55,274.00
Lebanon		TATARI HOSPITAL	Hospital Services	65,273.80
Lebanon		TRIPOLI GOVERNMENTAL HOSPITAL	Hospital Services	80,940.93
Lebanon		WAEEL ALI HAMMOUD	Construction and Alternations of Agency Premises	522,292.00
Lebanon		Wael Ali Hammoud Contracting Est.	Construction and Alternations of Agency Premises	4,362,201.00
Lebanon		WALID MOHAMMAD MAAROUF	Shelters Construction/ Reconstruction on Contractual basis	166,087.50
Norway		VIZADA AS	Space Segment Assignment Services (Telecom)	542,706.00
Occupied Palestinian Territories		A/Fattah Mahd El Halabi	Other Contractual Services	49,572.30
Occupied Palestinian Territories		A/Salam Yaseen & Bros Co.	Maintenance of Premises	107,611.05
Occupied Palestinian Territories		Abu Daya & Salman Co.	Construction and Alternations of Agency Premises	131,723.24
Occupied Palestinian Territories		Abu Olba Co. for Tourism and Transport.	Hire of Vehicles	322,626.15
Occupied Palestinian Territories		Abu Wardah Co. for Trading & Contracting	Construction and Alternations of Agency Premises	109,952.65
Occupied Palestinian Territories		Abu Zeyada Contracting Company	Construction and Alternations of Agency Premises	4,165,179.48
Occupied Palestinian Territories		Ahi Arab Hospital	Hospital Services	1,164,235.00
Occupied Palestinian Territories		Ahmad El-Sharif Est.	Construction and Alternations of Agency Premises	103,046.03
Occupied Palestinian Territories		Ahmad Shihda Ahmad Al Da'as	Other Contractual Services	31,719.77
Occupied Palestinian Territories		Akram Sudqi Mahdi	Other Contractual Services	60,947.08
Occupied Palestinian Territories		Al-Aseel Contracting Est.	Other Contractual Services	37,030.00
Occupied Palestinian Territories		Al-Burj Al Faddi Co.	Construction and Alternations of Agency Premises	162,582.04
Occupied Palestinian Territories		Al-Ferdous Office for Eng. & Contracting	Construction and Alternations of Agency Premises	914,782.88
Occupied Palestinian Territories		Al-Karama Co. for Trading & General Con.	Construction and Alternations of Agency Premises	163,759.42
Occupied Palestinian Territories		Al-Khalifa Tourism Investment Co.	Other Contractual Services	41,341.54
Occupied Palestinian Territories		Al-Mahdawi Establishment	Other Contractual Services	31,035.00
Occupied Palestinian Territories		Almat-haf Recreational & Cultural House	Training Services	50,352.24
Occupied Palestinian Territories		Al-Mubayed Brothers Co.	Maintenance of Premises	92,514.45
Occupied Palestinian Territories		Al-Rabita Company	Other Contractual Services	217,635.00
Occupied Palestinian Territories		Al-Razi Hospital	Hospital Services	220,975.45
Occupied Palestinian Territories		Al-Sahel Co. for Instit Dev. & Comm.	Other Contractual Services	41,200.00
Occupied Palestinian Territories		Al-Sahel Company for Institutional Dev.	Other Contractual Services	142,115.00
Occupied Palestinian Territories		Al-Shayyah Co. for Building & Construct.	Construction and Alternations of Agency Premises	1,500,595.98
Occupied Palestinian Territories		Al-Zakat Hospital	Hospital Services	121,483.60
Occupied Palestinian Territories		Amer Desalination Plant	Other Contractual Services	89,122.00
Occupied Palestinian Territories		AMIDEAST/ Ramallah	Training Services	47,930.00
Occupied Palestinian Territories		Arab Contractors Company	Construction and Alternations of Agency Premises	1,510,039.84
Occupied Palestinian Territories		Atta Sons Co.	Construction and Alternations of Agency Premises	1,488,832.00
Occupied Palestinian Territories		Awni Saftawi & Partners Co.	Construction and Alternations of Agency Premises	467,623.90
Occupied Palestinian Territories		Ayman Hasab Allah for Trading	Other Contractual Services	32,818.00
Occupied Palestinian Territories		Bahloul & Salah Co. for Petrol	Customs Clearance Services	50,002.97
Occupied Palestinian Territories		Balasan Design	Other Contractual Services	67,284.89
Occupied Palestinian Territories		Baladna Charitable Association for Culture	Self Support Grants	30,000.00
Occupied Palestinian Territories		BARQOUNI & ZIBAO CO.	Patient Subsidies	34,300.00
Occupied Palestinian Territories		Beit Al-E'mar Company for General Trade	Construction and Alternations of Agency Premises	104,808.08
Occupied Palestinian Territories		Beit Al-E'mar Company for General Trade	Shelters Construction/ Reconstruction on Contractual basis	85,503.00
Occupied Palestinian Territories		Bethlehem Arab Society	Hospital Services	188,781.15
Occupied Palestinian Territories		CARITAS BABY HOSPITAL	Hospital Services	194,180.00
Occupied Palestinian Territories		Coastal Municip Water Utility, Gaza	Drinking Water (services)	57,141.16
Occupied Palestinian Territories		Doaa El Qamar Co.	Maintenance of Premises	73,203.33
Occupied Palestinian Territories		Eiffel Contracting Co.	Construction and Alternations of Agency Premises	1,431,412.42
Occupied Palestinian Territories		El Ethnad Bus Co. for Travel & Tourism	Hire of Vehicles	36,566.49
Occupied Palestinian Territories		El Khaesi Co for Ind. & Gen. Trading	Maintenance of Premises	76,331.00
Occupied Palestinian Territories		Electro Co. for Trading & Contracting	Construction and Alternations of Agency Premises	84,647.00
Occupied Palestinian Territories		El-Erfan Contracting Co.	Other Contractual Services	268,850.70
Occupied Palestinian Territories		El-Haj Ahmed Shehah Sons Co.	Maintenance of Premises	82,501.40
Occupied Palestinian Territories		El-Yarmouk Co.	Shelters Construction/ Reconstruction on Contractual basis	1,871,922.96
Occupied Palestinian Territories		Emad Hassounah & Partners Co.	Construction and Alternations of Agency Premises	536,800.84
Occupied Palestinian Territories		Esmael Alawa & Sons. Co.	Other Contractual Services	31,718.35
Occupied Palestinian Territories		Fusion Internet and Communication System	Purchase of Computer Time/ Services	98,318.03
Occupied Palestinian Territories		Gaza & Southern Villages Cars Co.	Hire of Vehicles	215,383.08
Occupied Palestinian Territories		Gaza Electricity Distribution Co.	Construction and Alternations of Agency Premises	333,661.87
Occupied Palestinian Territories		GENERAL UNION OF CULTURAL CENTERS	Other Contractual Services	606,230.00
Occupied Palestinian Territories		Hafil Tours & Travelling Co.	Hire of Vehicles	237,698.49
Occupied Palestinian Territories		HAIDER ATA BUSTAN	Hire of Vehicles	259,136.16
Occupied Palestinian Territories		Hajjar Broth. Co.	Maintenance of Premises	46,506.42
Occupied Palestinian Territories		HANQON FOR GENERAL & CONTRACTING CO.	Maintenance of Premises	41,553.43
Occupied Palestinian Territories		Hisham Mohammad Imedat	Other Contractual Services	71,333.79
Occupied Palestinian Territories		HOLY FAMILY HOSPITAL	Hospital Services	225,000.00
Occupied Palestinian Territories		Ibn El Haytham Optical Center	Patient Subsidies	149,193.76
Occupied Palestinian Territories		Ibrahim Mohd. Abu-Sharara	Other Contractual Services	30,000.00
Occupied Palestinian Territories		Ilfaf Co.	Shelters Construction/ Reconstruction on Contractual basis	115,113.00
Occupied Palestinian Territories		Illa A Tyba CO	Hire of Vehicles	152,461.46
Occupied Palestinian Territories		Jabal Tareq Co.	Maintenance of Premises	35,107.81
Occupied Palestinian Territories		Jabalia Rehabilitation Society	Patient Subsidies	42,227.00
Occupied Palestinian Territories		Joint Services Council of Solid Waste	Other Contractual Services	65,059.98
Occupied Palestinian Territories		Khuwwat Trading Co.	Construction and Alternations of Agency Premises	158,843.00
Occupied Palestinian Territories		Kuhail & Safadi Co.	Construction and Alternations of Agency Premises	55,554.42
Occupied Palestinian Territories		Mahmoud Hassan Mahmoud Redwan	Other Contractual Services	85,965.00
Occupied Palestinian Territories		Mansour Bookshop & Press	Printing Services	33,152.08
Occupied Palestinian Territories		MARWAN MOHD ABU INJILA	Patient Subsidies	40,005.36
Occupied Palestinian Territories		MOHD ABU OLBA & SONS CO.	Hire of Vehicles	404,759.18
Occupied Palestinian Territories		MOHD HAMD OAMAR MARZOUQ	Hire of Vehicles	521,468.89
Occupied Palestinian Territories		Mughari Co.	Shelters Construction/ Reconstruction on Contractual basis	111,320.00
Occupied Palestinian Territories		Municipality of Gaza	Patient Subsidies	120,982.21
Occupied Palestinian Territories		Mustafa Hunaideq & Partners Co.	Construction and Alternations of Agency Premises	129,624.89
Occupied Palestinian Territories		Mustafa Hunaideq & Partners Co.	Maintenance of Premises	54,881.63
Occupied Palestinian Territories		Mustafa Murtaja & Sons Co.	Other Contractual Services	45,242.13
Occupied Palestinian Territories		Muta' adedah Alola Co.	Construction and Alternations of Agency Premises	31,467.70
Occupied Palestinian Territories		NABLUS SPECIALITY HOSPITAL	Hospital Services	392,790.80
Occupied Palestinian Territories		NATIONAL INSURANCE COMPANY	Insurance Services (exc. medical insurance)	82,367.00
Occupied Palestinian Territories		Palestine Red Crescent Society	Hospital Services	308,956.65
Occupied Palestinian Territories		PATIENT'S FRIEND SOCIETY	Hospital Services	774,595.85
Occupied Palestinian Territories		Public Services Committee (Aida Camp)	Other Contractual Services	42,510.00
Occupied Palestinian Territories		Public Services Committee (Arroub Camp)	Other Contractual Services	128,093.19
Occupied Palestinian Territories		Public Services Committee (Balata Camp)	Other Contractual Services	46,415.00
Occupied Palestinian Territories		Public Services Committee (Camp #1)	Other Contractual Services	31,585.99
Occupied Palestinian Territories		Public Services Committee (Dheisheh Camp)	Other Contractual Services	43,468.08
Occupied Palestinian Territories		Public Services Committee (Dheisheh Camp)	Other Contractual Services	118,772.67
Occupied Palestinian Territories		Public Services Committee (Far'a Camp)	Other Contractual Services	60,559.18
Occupied Palestinian Territories		Public Services Committee (Fawwar Camp)	Other Contractual Services	155,985.00
Occupied Palestinian Territories		Public Services Committee (Jalazone)	Other Contractual Services	109,794.00
Occupied Palestinian Territories		RAMALLAH MUNICIPALITY	Other Contractual Services	30,000.00
Occupied Palestinian Territories		SADI SHUHAIBER SONS CO.	Hire of Vehicles	60,025.27
Occupied Palestinian Territories		SADI SHUHAIBER SONS CO.	Other Contractual Services	152,024.41
Occupied Palestinian Territories		Sama Al-Madenah CO	Maintenance of Premises	85,713.53
Occupied Palestinian Territories		SAMER ADEL SROUJI	Other Contractual Services	78,692.48
Occupied Palestinian Territories		SERRA CO. FOR TRADING & CONTRACTING	Shelters Construction/ Reconstruction on Contractual basis	279,809.76
Occupied Palestinian Territories		Shanan Son's Company	Construction and Alternations of Agency Premises	311,323.70
Occupied Palestinian Territories		Shanan Son's Company	Shelters Construction/ Reconstruction on Contractual basis	472,385.00
Occupied Palestinian Territories		SHAREK YOUTH FORUM	Other Contractual Services	409,883.00

Major Contracts for Services Placed by Agency During 2010 (Contracts of \$30,000 or more)

Agency	Location of contractor	Name of contractor	Description of services	Contract value USD
UNWRA Continued				
Occupied Palestinian Territories		SHUHAIBER TRANSPORT CO.	Hire of Vehicles	114,156.58
Occupied Palestinian Territories		ST. JOHN OPHTHALMIC HOSPITL	Hospital Services	267,645.00
Occupied Palestinian Territories		Sweetly Tours Co.	Hire of Vehicles	317,262.07
Occupied Palestinian Territories		Tabareya Company	Construction and Alterations of Agency Premises	378,579.54
Occupied Palestinian Territories		Tal El Eslam Company	Maintenance of Premises	109,724.18
Occupied Palestinian Territories		Talal Ferwana & Partners Co.	Construction and Alterations of Agency Premises	71,455.88
Occupied Palestinian Territories		TECHNICAL ELECTRICAL COMPANY	Other Contractual Services	48,836.00
Occupied Palestinian Territories		THEATRE DAY PRODUCTIONS	Other Contractual Services	182,177.30
Occupied Palestinian Territories		Women's Affairs Center	Other Contractual Services	148,320.00
Occupied Palestinian Territories		Women's Affairs Technical Committee	Other Contractual Services	86,520.00
Occupied Palestinian Territories		Women's Empowerment Program (WEP)	Other Contractual Services	30,944.00
Switzerland		SGS SOCIETE GENERALE DE SURVEILLANCE S.A	Other Contractual Services	30,316.00
Syria		Adnan Ahmad Kubeisi	Maintenance of Premises	35,076.58
Syria		Arkan for development	Construction and Alterations of Agency Premises	66,853.07
Syria		Bassam Madallah Hajeer	Construction and Alterations of Agency Premises	679,797.18
Syria		Bilal Hasan Shihabi	Construction and Alterations of Agency Premises	31,856.10
Syria		Fareed Mohammad Al Ali	Construction and Alterations of Agency Premises	634,349.84
Syria		HUSEIN & TAHA SULEIMAN NASER	Construction and Alterations of Agency Premises	52,234.20
Syria		Hussein & Taha Suleiman Naser Co.	Construction and Alterations of Agency Premises	1,521,110.12
Syria		Jamal Khalil Saqer	Repairs of Damaged Buildings and Structures	47,702.80
Syria		Khaled Awnallah Walid Ekhlas	Construction and Alterations of Agency Premises	562,695.18
Syria		Mohammed & Ahmad Badie'a Hasan Co.	Construction and Alterations of Agency Premises	1,557,642.39
Syria		Oranos for Computer Technology	Maintenance of Equipment, Furniture, and Hardware	36,652.79
Syria		Sami Ali Al-Khabour	Construction and Alterations of Agency Premises	544,683.69
Syria		WASIM HOUSAMI	Customs Clearance Services	150,476.00
Syria		Ziyad Ahmad Sabri Istanbuli	Construction and Alterations of Agency Premises	1,035,340.79
Turkey		GENERAL SURVEY GOZETME LTD.STL.	Other Contractual Services	56,635.00
United Arab Emirates		HayGroup	Management Consulting Services	791,700.00
United Kingdom		Bidna Copeira	Other Contractual Services	60,000.00
United Kingdom		DDF International Limited	Other Contractual Services	72,840.00
United Kingdom		Oxford Policy Management	Management Consulting Services	38,152.00
United Kingdom		TERRA FIRMA ASSOCIATES	Investment Consulting Services	93,213.11
United States		Wise Solutions LLC	Management Consulting Services	68,000.00
WFP				
Afghanistan		VARIOUS	TRANSPORT	11,665,671.00
Algeria		VARIOUS	TRANSPORT	2,524,246.00
Angola		VARIOUS	TRANSPORT	69,460.00
Antigua & Barbuda		VARIOUS	TRANSPORT	76,480.00
Argentina		VARIOUS	TRANSPORT	2,526.00
Armenia		VARIOUS	TRANSPORT	202,579.00
Australia		VARIOUS	TRANSPORT	38,943.00
Bangladesh		VARIOUS	TRANSPORT	1,099,699.00
Belgium		VARIOUS	TRANSPORT	185,962.00
Benin		VARIOUS	TRANSPORT	1,162,021.00
Bhutan		VARIOUS	TRANSPORT	15,064.00
Bolivia		VARIOUS	TRANSPORT	164,151.00
Bulgaria		VARIOUS	TRANSPORT	7,470,638.00
Burkina Faso		VARIOUS	TRANSPORT	1,128,485.00
Burundi		VARIOUS	TRANSPORT	3,185,214.00
Cambodia		VARIOUS	TRANSPORT	1,251,713.00
Cameroon		VARIOUS	TRANSPORT	24,307,876.00
Canada		VARIOUS	TRANSPORT	23,147,379.00
Central African Republic		VARIOUS	TRANSPORT	2,901,966.00
Chad		VARIOUS	TRANSPORT	23,412,906.00
China		VARIOUS	TRANSPORT	296,938.00
Colombia		VARIOUS	TRANSPORT	4,849,422.00
Congo, Dem. Rep.		VARIOUS	TRANSPORT	23,011,917.00
Congo, Rep. Of The		VARIOUS	TRANSPORT	2,331,526.00
Cote D'Ivoire		VARIOUS	TRANSPORT	698,939.00
Cyprus		VARIOUS	TRANSPORT	1,406,760.00
Denmark		VARIOUS	TRANSPORT	13,386,644.00
Djibouti		VARIOUS	TRANSPORT	4,119,128.00
Dominican Republic		VARIOUS	TRANSPORT	781,282.00
Ecuador		VARIOUS	TRANSPORT	92,345.00
El Salvador		VARIOUS	TRANSPORT	493,059.00
Ethiopia		VARIOUS	TRANSPORT	114,662,142.00
France		VARIOUS	TRANSPORT	13,972,335.00
Gambia		VARIOUS	TRANSPORT	158,450.00
Georgia		VARIOUS	TRANSPORT	261,924.00
Germany		VARIOUS	TRANSPORT	2,095,009.00
Ghana		VARIOUS	TRANSPORT	459,217.00
Greece		VARIOUS	TRANSPORT	4,150,380.00
Guatemala		VARIOUS	TRANSPORT	953,791.00
Guinea		VARIOUS	TRANSPORT	907,700.00
Guinea-Bissau		VARIOUS	TRANSPORT	357,259.00
Haiti		VARIOUS	TRANSPORT	22,808,773.00
Honduras		VARIOUS	TRANSPORT	1,936,727.00
Iceland		VARIOUS	TRANSPORT	1,800,000.00
India		VARIOUS	TRANSPORT	1,131,395.00
Indonesia		VARIOUS	TRANSPORT	703,827.00
Iran (Islamic Republic Of)		VARIOUS	TRANSPORT	210,551.00
Iraq		VARIOUS	TRANSPORT	853,015.00
Israel		VARIOUS	TRANSPORT	5,439,162.00
Italy		VARIOUS	TRANSPORT	1,767,953.00
Japan		VARIOUS	TRANSPORT	1,965,389.00
Kazakhstan		VARIOUS	TRANSPORT	354,624.00
Kenya		VARIOUS	TRANSPORT	74,372,416.00
Korea, Dem People'S Rep Of		VARIOUS	TRANSPORT	1,967,201.00
Korea, Republic Of		VARIOUS	TRANSPORT	187,328.00
Kuwait		VARIOUS	TRANSPORT	731,113.00
Kyrgyzstan		VARIOUS	TRANSPORT	935,917.00
Lao P.D.R.		VARIOUS	TRANSPORT	1,721,965.00
Latvia		VARIOUS	TRANSPORT	264,058.00
Lebanon		VARIOUS	TRANSPORT	15,500.00
Lesotho		VARIOUS	TRANSPORT	1,217,852.00
Liberia		VARIOUS	TRANSPORT	3,277,268.00
Libyan Arab Jamahiriya		VARIOUS	TRANSPORT	11,554,964.00
Madagascar		VARIOUS	TRANSPORT	1,798,901.00
Malawi		VARIOUS	TRANSPORT	1,862,602.00
Malaysia		VARIOUS	TRANSPORT	4,099,581.00
Mali		VARIOUS	TRANSPORT	3,388,493.00
Malta		VARIOUS	TRANSPORT	189,167.00
Mauritania		VARIOUS	TRANSPORT	1,593,984.00
Mauritius		VARIOUS	TRANSPORT	7,603,858.00
Mexico		VARIOUS	TRANSPORT	7,513,387.00
Monaco		VARIOUS	TRANSPORT	1,434,003.00
Montenegro		VARIOUS	TRANSPORT	15,186.00
Mozambique		VARIOUS	TRANSPORT	4,711,787.00
Myanmar		VARIOUS	TRANSPORT	2,076,827.00
Nepal		VARIOUS	TRANSPORT	5,812,495.00
Netherlands		VARIOUS	TRANSPORT	577,219.00
Nicaragua		VARIOUS	TRANSPORT	641,377.00
Niger		VARIOUS	TRANSPORT	32,252,458.00
Oman		VARIOUS	TRANSPORT	755,961.00
Pakistan		VARIOUS	TRANSPORT	45,187,517.00
Panama		VARIOUS	TRANSPORT	1,286,426.00
Philippines		VARIOUS	TRANSPORT	2,086,140.00
Portugal		VARIOUS	TRANSPORT	443,748.00
Russian Federation		VARIOUS	TRANSPORT	13,150,519.00
Rwanda		VARIOUS	TRANSPORT	1,608,591.00

Major Contracts for Services Placed by Agency During 2010 (Contracts of \$30,000 or more)

Agency			Contract value
Location of contractor	Name of contractor	Description of services	USD
WFP Continued			
Samoa	VARIOUS	TRANSPORT	20,773.00
Saudi Arabia	VARIOUS	TRANSPORT	90,215.00
Senegal	VARIOUS	TRANSPORT	1,490,597.00
Sierra Leone	VARIOUS	TRANSPORT	1,029,377.00
Singapore	VARIOUS	TRANSPORT	7,779,354.00
Somalia	VARIOUS	TRANSPORT	17,337,207.00
South Africa	VARIOUS	TRANSPORT	13,869,119.00
Sri Lanka	VARIOUS	TRANSPORT	2,154,990.00
Sudan	VARIOUS	TRANSPORT	180,054,716.00
Swaziland	VARIOUS	TRANSPORT	363,758.00
Switzerland	VARIOUS	TRANSPORT	22,028,453.00
Syrian Arab Republic	VARIOUS	TRANSPORT	8,378,796.00
Tajikistan	VARIOUS	TRANSPORT	869,219.00
Tanzania	VARIOUS	TRANSPORT	5,376,901.00
Thailand	VARIOUS	TRANSPORT	452,227.00
Togo	VARIOUS	TRANSPORT	203,497.00
Turkey	VARIOUS	TRANSPORT	797,814.00
Uganda	VARIOUS	TRANSPORT	13,643,508.00
Ukraine	VARIOUS	TRANSPORT	3,438,409.00
United Arab Emirates	VARIOUS	TRANSPORT	3,211,215.00
United Kingdom	VARIOUS	TRANSPORT	16,710,866.00
United States	VARIOUS	TRANSPORT	148,082,148.00
Uzbekistan	VARIOUS	TRANSPORT	285,602.00
Viet Nam	VARIOUS	TRANSPORT	77,077.00
Yemen	VARIOUS	TRANSPORT	4,168,452.00
Zambia	VARIOUS	TRANSPORT	1,295,064.00
Zimbabwe	VARIOUS	TRANSPORT	17,933,825.00
WMO			
Canada	Language Marketplace Inc.	Interpretation services for ETR symposium.	41,630.00
Czech Republic	Ataco spol. s r.o.	Clidata implementation services.	35,320.00
Netherlands	WebEx Communications BV	Conferencing and Teleconferencing services.	61,720.00
Switzerland	Arndt Sécurité et Service	Security services.	309,200.00
Switzerland	Atiks	Cleaning services.	95,150.00
Switzerland	CeRFI SA	Partnership agreement for ITD heldesk.	34,110.00
Switzerland	CGC Dalkia SA	Maintenance of the ventilation system.	237,350.00
Switzerland	Connectis Communications	Lan and WIFI support contract.	34,430.00
Switzerland	Helvetia Assurances	Insurance services for the WMO building.	110,090.00
Switzerland	ISS Facility Services SA	Cleaning services.	262,260.00
Switzerland	Johnson Controls Systems SA	Cleaning services.	31,510.00
Switzerland	Navixia	IT security support contract.	74,230.00
Switzerland	Oracle Support Services	EBS licenses and support contract.	133,040.00
Switzerland	Otis	Maintenance of elevators.	86,070.00
Switzerland	PricewaterhouseCoopers SA	IT Audit of enhancement of ERP.	42,030.00
Switzerland	Sharp	Rental of photocopying machines.	71,110.00
Switzerland	SIG	Electricity	312,821.00
Switzerland	SIG	Gaz	203,024.00
Switzerland	SIG	Water	45,445.00
Switzerland	UNICC	Oracle of E-Business R12 upgrade (Technical).	190,900.00
Switzerland	UNICC	Preparation of Oracle E-Business R12 upgrade.	98,120.00
Switzerland	Xerox SA	Rental of machines (colour / black & white).	92,420.00
United Kingdom	b2Lateral Limited	Technical services for the Office Automation System.	102,010.00
United Kingdom	Cambridge University Press	Publication of special reports.	112,500.00
United Kingdom	Sapienza Consulting Limited	IT services for the searchable version of IPCC AR4 reports.	92,290.00
United States	CTI	Cloud-based E-mail services.	90,200.00
WTO (World Tourism Organization)			
Belgium	Van Breda	Health Insurance services	1,303,936.28
China	PolyJ Technology	Consulting services	70,074.95
Germany	WERLE DESIGN INTERNATIONAL	Exhibition services	38,432.32
Spain	GRAFORAMA	Printing services	81,214.32
Spain	Iberdrola	Electricity	89,593.39
Spain	IMPACTO CREATIVO	Printing services	64,362.10
Spain	METAPRESS	Printing services	90,350.00
Spain	MOVISTAR	Telecommunication services	172,849.14
Spain	Presstour	Travel services	482,193.66
Spain	Rentokil Initial	Cleaning Services	114,451.69
Spain	Repsol	Heating services	31,270.47
Spain	Tikal / IA Viajes	Travel services	143,398.23
Spain	Tres Punto-Uno	Security services	214,663.96
Spain	Viajes Baixas	Travel services	227,044.07
Spain	XEROX ESPANA, THE DOCUMENT COM	Printing services	151,349.73



Project personnel - All sources of funding

Summary of Project Personnel by Nationality: 2010

All sources of funding												(USD Thousand)		
Country	Int'l. Experts			National Experts			UN Volunteers			Fellowships				
	Total	Female	Cost	Total	Female	Cost	Total	Female	Cost	Total	Female	Cost		
AFGHANISTAN	16	1	57.40	896	19	13,451.60	66	5	2,158.00	176	8	1,285.86		
ALBANIA	19	9	155.37	613	293	823.50	35	30	183.99	27	15	185.50		
ALGERIA	52	16	371.12	63	10	165.79	7	6	130.53	99	24	708.69		
ANDORRA														
ANGOLA	11	10	57.41	12	4	42.02	7		337.57	20	9	409.36		
ANTIGUA & BARBUDA	3	3	11.65	9	9	20.00				4	3	24.22		
ARGENTINA	447	187	1,950.33	1,092	567	1,956.52	33	27	611.31	113	37	339.94		
ARMENIA	48	17	373.51	422	98	908.32	11	9	130.71	44	9	118.84		
AUSTRALIA	910	323	4,986.94	92	30	427.63	118	80	1,531.94	14	5	75.63		
AUSTRIA	231	53	2,659.11	12	9	18.34	18	6	333.10					
AZERBAIJAN	7	4	38.92	248	55	273.62	6	4	65.83	35	7	98.74		
BAHAMAS														
BAHRAIN	4	1	380.83	14	6	46.98				6		11.76		
BANGLADESH	85	14	563.03	1,829	427	1,831.11	144	43	2,577.50	132	37	380.74		
BARBADOS	4		3.78	55	42	138.90				3	3	36.81		
BELARUS	24	16	85.77	835	418	675.81				203	107	272.83		
BELGIUM	333	143	1,973.76	25	16	125.29	183	56	3,880.63	8	1	63.28		
BELIZE	2	2	0.90	122	73	211.21				21	15	61.88		
BENIN	218	5	1,428.54	200	17	572.73	353	40	5,069.56	121	4	468.69		
BHUTAN				35	6	46.55	52	24	1,391.26	82	9	270.78		
BOLIVIA	50	11	412.31	873	349	1,247.09	108	56	669.85	284	74	355.50		
BOSNIA AND HERZEGOVINA	16	2	72.85	1,108	630	953.44	82	73	322.91	30	22	86.59		
BOTSWANA	28	25	176.06	52	10	203.96	4		80.09	27	10	183.59		
BRAZIL	316	77	1,554.48	618	343	1,469.51	158	80	1,368.91	99	28	349.84		
BRUNEI DARUSSALAM														
BULGARIA	171	76	1,041.43	630	313	659.25	16	9	210.20	56	31	188.28		
BURKINA FASO	137	1	1,138.96	221	29	715.17	300	13	1,867.63	77	4	290.78		
BURUNDI	36	4	231.74	318	107	364.77	135	34	4,313.71	7		3.56		
CAMBODIA	24	3	16.89	384	112	466.02	26	4	497.18	10	2	13.83		
CAMEROON	104	17	617.77	166	28	464.00	321	102	7,158.20	53	19	412.26		
CANADA	1,252	300	7,951.54	144	78	548.85	308	243	3,641.97	20	1	99.22		
CAPE VERDE	42	11	307.52	35	22	122.61	11	4	113.15					
CENTRAL AFRICAN REPUBLIC	16	6	48.37	62	2	114.80	62	6	1,362.66	92	14	373.44		
CHAD	26	1	108.78	274	33	490.96	78	10	1,322.81	28		137.22		
CHILE	194	53	872.90	439	187	1,304.12	2	1	63.20	59	25	180.21		
CHINA	101	17	644.37	448	201	899.89	41	33	439.80	128	39	580.46		
COLOMBIA	376	124	1,624.40	1,878	879	15,361.60	239	160	1,391.85	46	15	275.91		
COMOROS	5		23.72	37	6	46.31	28	5	395.49	3		11.57		
CONGO	41	10	418.47	804	188	936.17	999	115	10,131.94	151	10	168.63		
CONGO, DEM. REP.	15	5	53.25	121	5	233.55	121	5	684.21	11		1.69		
COSTA RICA	155	47	428.04	579	286	1,200.70	14	1	78.16	41	13	163.70		
COTE D'IVOIRE	102	13	1,257.83	161	41	413.91	225	30	4,201.09	179	19	401.79		
CROATIA	86	28	420.02	1,332	441	1,162.26	12	6	371.92	48	28	94.46		
CUBA	102	26	629.26	104	68	206.76	17	7	170.60	108	50	503.67		
CYPRUS	6	3	20.56	424	236	834.87	1		53.30	3	1	5.48		
CZECH REPUBLIC	118	11	558.86	55	9	89.27	13	6	421.96	15	5	68.45		
DENMARK	158	65	1,390.96	7	2	68.28	30	5	455.03	6	1	5.27		
DJIBOUTI	1		0.05	30	6	38.70	4	2	81.98					
DOMINICA				9	9	4.81	1		53.30	6	3	38.47		
DOMINICAN REPUBLIC	32	13	97.28	1,199	529	2,618.82	21	16	145.20	608	272	771.81		
DPR KOREA	1		158.30	23		6.40	3	3	0.20	89	21	959.18		
ECUADOR	74	42	361.66	1,010	325	2,040.01	48	30	656.02	67	28	191.74		
EGYPT	160	49	883.63	226	63	813.24	40	17	736.31	93	17	369.06		
EL SALVADOR	54	39	99.47	449	246	1,019.08	4		84.43	33	4	102.93		
EQUATORIAL GUINEA	1		1.49	6		30.70	7		8.73	1	1	0.36		
ERITREA	3		40.73	37	15	130.81	68	24	2,308.36	9		81.35		
ESTONIA	66	34	459.45	31	15	65.69	2	1	53.30	19	8	93.48		
ETHIOPIA	85	4	302.80	161	32	477.12	505	111	5,689.80	77	16	613.51		
FIJI	10	5	39.96	180	107	111.83	83	26	403.15	5	3	31.96		
FINLAND	121	47	835.15	12	9	29.66	75	59	1,979.31	5		15.00		
FRANCE	967	271	6,542.61	261	101	778.39	205	132	4,281.28	10	2	1.20		
GABON	5		47.60	26	1	91.49				16	7	58.90		
GAMBIA	9		126.31	117	6	221.43	75	9	728.95	22		24.31		
GEORGIA	57	28	234.27	448	126	416.66	9	2	310.63	34	14	109.87		
GERMANY	554	173	4,777.28	27	7	104.03	125	82	2,008.68	28	16	192.97		
GHANA	94	13	581.71	160	41	739.97	317	85	5,889.45	91	10	438.18		
GREECE	48	23	689.92	20	10	39.19	10	6	364.22	12	6	47.06		
GRENADA										11	4	44.96		
GUATEMALA	41	28	162.35	584	287	1,249.95	41	25	378.07	31	5	91.07		
GUINEA	81	58	226.30	123	17	346.64	147	15	3,621.35	148	40	56.62		
GUINEA-BISSAU	47	1	224.62	527	36	462.46	14		231.42					
GUYANA	11		55.65	81	37	104.90	52	27	562.83					
HAITI	40	15	176.12	808	167	617.37	171	27	3,128.91	21	6	332.00		
HONDURAS	12	7	42.47	431	170	842.16	26	20	291.07	53	31	94.14		
HUNGARY	189	9	1,250.93	107	21	174.85	2	2	57.74	32	10	45.22		
ICELAND	1		4.58											
INDIA	698	267	4,993.14	550	218	1,199.62	921	199	7,874.43	74	10	150.36		
INDONESIA	87	70	267.77	2,692	1,014	3,395.77	206	94	2,092.88	109	28	277.55		
IRAN (ISLAMIC REPUBLIC OF)	42	19	160.53	537	182	884.63	11	6	202.49	107	9	251.55		
IRAQ	30	1	134.56	108	15	861.41	6	1	235.41	122	33	526.20		
IRELAND	127	15	1,117.21	9	8	37.20	101	72	1,960.12					
ISRAEL	23	5	115.36	51	31	98.32	2	2	53.30	6		18.33		
ITALY	549	240	7,253.44	129	88	422.23	360	225	6,347.61	21	2	77.09		
JAMAICA	60	20	201.10	49	25	132.50	8	5	347.47	11	2	60.80		
JAPAN	180	81	1,655.97	65	46	252.15	231	158	3,088.23	4	4	18.31		

Summary of Project Personnel by Nationality: 2010

All sources of funding												(USD Thousand)		
Country	Int'l. Experts			National Experts			UN Volunteers			Fellowships				
	Total	Female	Cost	Total	Female	Cost	Total	Female	Cost	Total	Female	Cost		
JORDAN	78	21	335.73	134	24	305.03	12	3	461.30	59	8	209.07		
KAZAKHSTAN	35	25	72.19	1,027	523	865.10	129	59	177.59	63	25	133.23		
KENYA	284	116	999.08	591	252	1,042.94	654	239	11,329.35	125	35	412.03		
KIRIBATI	6		22.71	28		22.63				11	1	55.47		
KUWAIT	2		35.29	18	1	37.66				113	9	982.21		
KYRGYZSTAN	19	10	151.81	936	367	816.35	164	58	231.30	90	61	79.15		
LAO P.D.R.	2		1.80	71	48	164.52	23	12	199.78	30	9	10.87		
LATVIA	70	24	482.26	39	10	60.23				8	2	3.17		
LEBANON	144	59	512.13	361	131	976.34	94	54	658.39	57	14	223.22		
LESOTHO	3	1	11.00	63	37	127.35	8	6	139.40	5	3	37.98		
LIBERIA	14	4	16.93	127	22	171.51	408	52	9,105.57	94	21	88.50		
LIBYAN ARAB JAMAHIRIYA	7		47.76	33	2	109.66	14	7	143.73	61	12	554.43		
LIECHTENSTEIN														
LITHUANIA	60	25	370.66	198	75	420.65	3	3	1.27	60	22	165.50		
LUXEMBOURG	27	1	117.63	3		24.21	1	1	8.88					
MACEDONIA (TFYR)	56	22	183.58	200	98	382.70	32	4	289.68	13	8	38.21		
MADAGASCAR	41	23	277.54	105	39	151.91	50	21	664.86	41	15	246.99		
MALAWI	30	16	259.58	202	61	596.10	54	17	895.72	32	6	216.10		
MALAYSIA	103	84	581.91	110	44	307.64	17	9	551.05	71	28	278.50		
MALDIVES	2		2.01	63	56	59.93				42	14	230.12		
MALI	64	9	255.27	344	55	602.22	123	22	1,992.19	56	10	327.31		
MALTA	4	1	105.29	11	5	24.46				15	3	46.07		
MARSHALL ISLANDS										2	1	17.19		
MAURITANIA	23	6	85.57	127	4	195.94	35	3	314.18	25	3	172.49		
MAURITIUS	47	11	257.03	124	27	141.00	1		53.30	125	53	206.25		
MEXICO	208	93	1,128.89	1,203	497	3,928.36	37	21	777.14	97	22	289.02		
MICRONESIA (FED. STATES OF)										9	3	154.88		
MOLDOVA (REPUBLIC OF)	60	36	329.52	1,510	634	1,414.54	4	3	66.63	29	14	171.44		
MONACO	6	4	26.21											
MONGOLIA	12	1	50.55	110	60	390.76	14	5	215.51	35	18	231.50		
MONTENEGRO				39	24	107.94	2	2	19.80	21	13	35.18		
MOROCCO	41	9	412.49	83	17	628.45	29	6	716.50	62	25	218.61		
MOZAMBIQUE	18	17	90.24	76	35	318.04	63	15	711.59	60	17	148.32		
MYANMAR	35	9	51.96	279	81	285.98	27	4	950.21	56	29	409.97		
NAMIBIA	9	2	70.14	54	33	97.20	25	17	179.73	39	24	407.78		
NAURU														
NEPAL	81	9	488.92	880	139	820.91	271	35	5,589.83	44		105.86		
NETHERLANDS	335	81	2,338.45	56	44	199.23	57	32	1,057.65	2	2	0.25		
NEW ZEALAND	147	18	1,006.22	23	5	60.43	33	27	438.07	2		1.37		
NICARAGUA	52	15	239.42	522	216	645.47	79	27	538.57	37	19	105.62		
NIGER	32	10	212.65	109	35	207.47	442	127	4,159.17	82	13	659.54		
NIGERIA	196	33	1,311.48	301	81	771.65	283	54	4,326.64	64	9	360.09		
NORWAY	69	40	769.22	13	10	19.97	48	46	356.87	15	15	59.21		
OMAN				8		14.27				22	2	86.60		
PALAU	45	6	205.20	113	14	347.30				158	16	497.17		
PAKISTAN	152	8	608.32	501	97	1,134.66	192	17	3,955.80	12	7	20.21		
PANAMA	57	22	187.43	1,610	742	3,043.76	4	2	71.64	91	33	196.05		
PAPUA NEW GUINEA	19		166.41	14	3	23.75	2		106.60	16	8	83.31		
PARAGUAY	50		220.08	331	135	586.50				33	17	69.98		
PERU	112	47	981.47	4,588	1,819	7,637.79	58	32	536.95	80	28	157.06		
PHILIPPINES	285	137	1,784.43	305	199	967.15	406	179	12,098.30	56	28	212.48		
POLAND	176	30	1,085.80	110	38	235.21	13	11	320.06	35	20	74.74		
PORTUGAL	389	132	2,403.58	44	15	120.65	49	40	1,052.99	12	7	36.85		
QATAR				9	5	19.98				8	1	30.45		
REPUBLIC OF KOREA	101	6	574.90	54	6	161.92	38	26	1,008.20	20	2	88.09		
ROMANIA	42	15	187.77	182	85	421.55	14	3	565.11	49	22	137.47		
RUSSIAN FEDERATION	268	32	1,531.89	790	312	2,259.01	30	16	1,041.58	48	17	64.93		
RWANDA	22	3	102.34	77	14	410.99	216	29	4,808.39	9		21.49		
SAMOA	1		9.12	17	10	35.57	2	1	4.13	28	16	358.14		
SAN MARINO														
SAO TOME & PRINCIPE	1		4.80	11		36.42	55	54	121.14	360	52	283.50		
SAUDI ARABIA				33	2	85.70				37		137.50		
SENEGAL	130	28	948.18	176	60	727.42	112	50	2,016.90	64	18	336.12		
SERBIA	50	17	155.90	105	49	339.13	16	7	692.90	46	30	174.39		
SEYCHELLES				27	2	61.28	1		53.30	75	30	177.90		
SIERRA LEONE	38	24	181.50	86	9	238.57	308	110	9,644.04	76	5	165.76		
SINGAPORE	3		8.92	11	3	21.88	3	3	93.28	18	5	33.00		
SLOVAKIA	105	15	719.56	126	29	265.65	5	1	49.56	40	15	58.59		
SLOVENIA	125	13	720.08	63	30	112.33				16	4	42.17		
SOLOMON ISLANDS				96	33	56.31				2	1	135.08		
SOMALIA	8		28.58	32		52.03	3		133.25	1				
SOUTH AFRICA	293	95	2,158.84	136	71	162.39	12	4	433.83	50	28	289.88		
SPAIN	417	166	2,932.59	142	109	308.66	197	85	3,685.70	10	7	40.55		
SRI LANKA	91	31	783.38	874	205	838.45	162	61	2,099.58	38	9	99.39		
ST KITTS & NEVIS										3	1	27.90		
ST. LUCIA	1		6.00							9	7	21.35		
ST. VINCENT & THE GRENADINES	3	1	0.96	31	30	14.74				12	10	22.50		
SUDAN	181	43	417.35	474	111	997.20	364	100	2,316.53	3,340	490	2,235.84		
SURINAME				25	12	70.02				9	7	0.91		
SWAZILAND	4		20.55	35	18	94.70	1	1	48.86					
SWEDEN	192	75	1,354.97	24	15	52.87	36	21	1,281.62	4	2	9.20		
SWITZERLAND	184	45	1,159.94	34	22	110.79	89	62	2,358.72					
SYRIAN ARAB REPUBLIC	45	16	298.11	536	97	837.75	166	52	545.15	80	14	374.93		
TAJIKISTAN	17	3	39.44	172	40	173.09	18	6	600.08	425	51	109.72		
THAILAND	27	19	70.46	254	151	734.07	6	3	222.08	56	27	443.56		

Summary of Project Personnel by Nationality: 2010

All sources of funding												(USD Thousand)		
Country	Int'l. Experts			National Experts			UN Volunteers			Fellowships				
	Total	Female	Cost	Total	Female	Cost	Total	Female	Cost	Total	Female	Cost		
TIMOR-LESTE				17	8		38	7	1,852.18					
TOGO	139	24	291.78	159	23	282.16	185	5	1,856.39	21	2	42.06		
TONGA	4		9.32							23	13	142.05		
TRINIDAD & TOBAGO	30	5	190.98	47	38	162.80	17	2	305.33					
TUNISIA	102	22	1,251.67	121	46	284.94	15	11	208.84	72	19	321.62		
TURKEY	76	15	1,619.86	1,061	417	3,640.85	37	27	489.57	50	13	154.46		
TURKMENISTAN				344	207	151.99	4	1	44.42	12	12	-0.09		
TUVALU				14		16.06				2	2	5.67		
UNITED ARAB EMIRATES	3	3	17.73	15	5	27.75				20	10	65.05		
UGANDA	177	64	1,751.45	128	38	439.69	609	127	7,909.86	104	19	417.03		
UKRAINE	114	33	458.20	1,486	675	2,166.64	184	120	1,251.42	68	23	190.20		
UNITED KINGDOM	1,586	345	11,730.08	148	39	425.64	192	130	2,512.65	14	1	51.92		
UNITED REP. OF TANZANIA	35	4	176.86	383	73	741.62	321	109	4,186.32	82	15	378.18		
URUGUAY	76	11	247.55	7,844	4,653	11,140.91	18	6	453.94	81	34	215.47		
USA	1,994	699	11,814.08	631	368	2,372.44	265	201	3,388.82	71	13	96.61		
UZBEKISTAN	39	19	236.95	1,385	362	1,025.96	31	7	305.37	47	33	100.96		
VANUATU							1		9.90					
VENEZUELA	70	61	159.57	620	280	738.96	14	10	276.64	57	32	181.46		
VIET NAM	46	9	193.57	295	119	804.12	31	25	365.72	131	41	355.22		
YEMEN	16		28.68	220	59	287.15	39	5	291.46	108	17	534.29		
ZAMBIA	55	18	269.27	155	29	422.72	202	73	1,679.68	34	10	256.19		
ZIMBABWE	119	15	790.06	237	115	398.25	112	44	2,234.39	88	46	485.18		
SUB-TOTAL	21,388	6,528	138,449.08	66,870	26,652	140,018.86	16,414	5,698	245,357	13,049	3,294	35,395.46		
UNSPECIFIED COUNTRIES	189	81	1,277.90	563	185	1,110.25	53	26	48.34	432	42	558.45		
GLOBAL PROJECTS														
INTERREGIONAL PROJECTS														
ARAB COUNTRIES	5		111.42	16	3	114.39	39	22	509.99					
AFRICAN COUNTRIES							1	1	44.42					
ASIAN COUNTRIES	2	1	11.62											
EUROPEAN COUNTRIES	16	4	48.29	144	46	161.80	29	20	156.41					
LATIN AMERICA AND THE CARIB.	40		140.43	6	2	15.63								
GRAND-TOTAL	21,640	6,614	140,038.74	67,599	26,888	141,420.93	16,536	5,767	246,115.99	13,481	3,336	35,953.91		
INDUSTRIALIZED COUNTRIES:	11,068	3,377	79,139	2,762	1,374	8,903	2,763	1,787	47,109	312	102	974		
Percentage	51.15%	51.06%	56.51%	4.09%	5.11%	6.30%	16.71%	30.99%	19.14%	2.31%	3.06%	2.71%		
DEVELOPING COUNTRIES/ ECONOMIES IN TRANSITION:	10,383	3,156	59,622	64,274	25,329	131,407	13,720	3,954	198,959	12,737	3,192	34,421		
Percentage	47.98%	47.72%	42.58%	95.08%	94.20%	92.92%	82.97%	68.56%	80.84%	94.48%	95.68%	95.74%		
ARAB STATES	921	259	5,428	3,071	785	7,589	843	292	7,372	4,467	704	7,841		
Percentage	4.26%	3.92%	3.88%	4.54%	2.92%	5.37%	5.10%	5.06%	3.00%	33.14%	21.10%	21.81%		
AFRICA	2,880	707	17,962	7,453	1,773	15,661	8,058	1,788	124,425	2,844	597	10,272		
Percentage	13.31%	10.69%	12.83%	11.03%	6.59%	11.07%	48.73%	31.00%	50.56%	21.10%	17.90%	28.57%		
ASIA & PACIFIC	2,039	697	12,366	11,112	3,372	28,586	2,737	811	44,904	1,663	433	7,913		
Percentage	9.42%	10.54%	8.83%	16.44%	12.54%	20.21%	16.55%	14.06%	18.25%	12.34%	12.98%	22.01%		
EUROPE & CIS	1,821	527	11,523	15,247	6,296	19,377	856	465	6,731	1,566	585	2,873		
Percentage	8.41%	7.97%	8.23%	22.56%	23.42%	13.70%	5.18%	8.06%	2.73%	11.62%	17.54%	7.99%		
LATIN AMERICA & THE CARIBBEAN	2,672	949	12,187	27,216	13,022	59,731	1,170	582	12,961	2,128	828	5,307		
Percentage	12.35%	14.35%	8.70%	40.26%	48.43%	42.24%	7.08%	10.09%	5.27%	15.78%	24.82%	14.76%		
OTHERS	189	81	1,277.90	563	185	1,110.25	53	26	48.34	432	42	558.45		
Percentage	0.87%	1.22%	0.91%	0.83%	0.69%	0.79%	0.32%	0.45%	0.02%	3.21%	1.26%	1.55%		



Annexes

Annex 1 - Abbreviations

AFDB African Development Bank	UNIDIR United Nations Institute for Disarmament Research
ASDB Asian Development Bank	UNIDO United Nations Industrial Development Organization
ECA Economic Commission for Africa	UNITAR United Nations Institute for Training and Research
ECE Economic Commission for Europe	UN/OCHA United Nations Office for the Coordination of Humanitarian Affairs
ECLAC Economic Commission for Latin America & the Caribbean	UNODC United Nations Office on Drugs and Crime
ESCAP Economic Commission for Asia and the Pacific	UNOG United Nations Office at Geneva
ESCWA Economic & Social Commission for Western Asia	UNON United Nations Office in Nairobi
FAO Food and Agricultural Organization of the United Nations	UNOPS United Nations Office for Project Services
GATT General Agreement on Tariffs and Trade	UNOV United Nations Office in Vienna
HABITAT See UNCHS	UN/PD UN Procurement Division
IAEA International Atomic Energy Agency	UNRISD United Nations Research Institute for Social Development
IBRD International Bank for Reconstruction & Development	UNRWA United Nations Relief and Works Agency
ICAO International Civil Aviation Organization	UNU United Nations University
ICJ International Court of Justice	UNV United Nations Volunteers
IDA International Development Association	UPU Universal Postal Union
IDB Inter-American Development Bank	WB World Bank
IFAD International Fund for Agricultural Development	WFC World Food Council
IFC International Finance Corporation	WFP World Food Programme
ILO International Labour Organization	WHO World Health Organization
IMF International Monetary Fund	WIPO World Intellectual Property Organization
IMO International Maritime Organization	WMO World Meteorological Organization
INSTRAW International Research and Training Institute for the Advancement of Women	WTO World Tourism Organization
ITC International Trade Center	
ITU International Telecommunication Union	
PAHO Pan American Health Organization	
OPCW Organisation for the Prohibition of Chemical Weapons	
TCDC Technical Cooperation among Developing Countries	
UMDC Under-Utilized Major Donor Country	
UN United Nations	
UNCHS United Nations Centre for Human Settlements	
UN/FALD UN Field Administration and Logistics Division	
UNCTAD United Nations Conference on Trade and Development	
UNDP United Nations Development Programme	
UNEP United Nations Environmental Programme	
UNESCO United Nations Educational, Scientific and Cultural Organization	
UNFPA United Nations Population Fund	
UNHCR United Nations High Commissioner for Refugees	
UNICEF United Nations Children's Fund	
UNCHS United Nations Centre for Human Settlements	
UNICRI United Nations Interregional Crime and Justice Research Institute	

Note: IAPSO Inter-Agency Procurement Services Office (UNDP) no longer exists

Annex 2 - Developing Countries / Economies in transition

1 Afghanistan	50 Eritrea
2 Albania	51 Estonia
3 Algeria	52 Ethiopia
4 Angola	53 Fiji
5 Antigua & Barbuda	54 Gabon
6 Argentina	55 Gambia
7 Armenia	56 Georgia
8 Azerbaijan	57 Ghana
9 Bahamas	58 Grenada
10 Bahrain	59 Guatemala
11 Bangladesh	60 Guinea
12 Barbados	61 Guinea-Bissau
13 Belarus	62 Guyana
14 Belize	63 Haiti
15 Benin	64 Honduras
16 Bhutan	65 Hungary
17 Bolivia	66 India
18 Bosnia & Herzegovina	67 Indonesia
19 Botswana	68 Iran
20 Brazil	69 Iraq
21 Brunei Darussalam	70 Jamaica
22 Bulgaria	71 Jordan
23 Burkina Faso	72 Kazakhstan
24 Burundi	73 Kenya
25 Cambodia	74 Kiribati
26 Cameroon	75 Kuwait
27 Cape Verde	76 Kyrgyzstan
28 Central African Republic	77 Lao, People's Democratic Rep. of
29 Chad	78 Latvia
30 Chile	79 Lebanon
31 China	80 Lesotho
32 Colombia	81 Liberia
33 Comoros	82 Libya Arab Jamahiriya
34 Congo	83 Lithuania
35 Congo, Democratic Republic of	84 Macedonia (TFYR)
36 Costa Rica	85 Madagascar
37 Côte D'Ivoire	86 Malawi
38 Croatia	87 Malaysia
39 Cuba	88 Maldives
40 Cyprus	89 Mali
41 Czech Republic	90 Malta
42 Dem. People's Republic of Korea	91 Marshall Islands
43 Djibouti	92 Mauritania
44 Dominica	93 Mauritius
45 Dominican Republic	94 Mexico
46 Ecuador	95 Micronesia
47 Egypt	96 Moldova Republic of
48 El Salvador	97 Mongolia
49 Equatorial Guinea	98 Montenegro

99 Morocco	146 Tonga
100 Mozambique	147 Trinidad & Tobago
101 Myanmar	148 Tunisia
102 Namibia	149 Turkey
103 Nauru	150 Turkmenistan
104 Nepal	151 Uganda
105 Nicaragua	152 Ukraine
106 Niger	153 United Arab Emirates
107 Nigeria	154 United Republic of Tanzania
108 Oman	155 Uruguay
109 Pakistan	156 Uzbekistan
110 Palau	157 Vanuatu
111 Panama	158 Venezuela
112 Papua New Guinea	159 Viet Nam
113 Paraguay	160 Yemen
114 Peru	161 Zambia
115 Philippines	162 Zimbabwe
116 Poland	
117 Qatar	
118 Republic of Korea	
119 Romania	
120 Rwanda	
121 Samoa	
122 San Marino	
123 Sao Tome & Principe	
124 Saudi Arabia	
125 Senegal	
126 Serbia	
127 Seychelles	
128 Sierra Leone	
129 Singapore	
130 Slovakia	
131 Slovenia	
132 Solomon Islands	
133 Somalia	
134 South Africa	
135 Sri Lanka	
136 St. Kitts & Nevis	
137 St. Lucia	
138 St. Vincent & the Grenadines	
139 Sudan	
140 Suriname	
141 Swaziland	
142 Syrian Arab Republic	
143 Tajikistan	
144 Thailand	
145 Togo	

Annex 3 - Industrialized Countries

1. Andorra
2. Australia
3. Austria
4. Belgium
5. Canada
6. Denmark
7. Finland
8. France
9. Germany
10. Greece
11. Iceland
12. Ireland
13. Israel
14. Italy
15. Japan
16. Liechtenstein
17. Luxembourg
18. Monaco
19. Netherlands
20. New Zealand
21. Norway
22. Portugal
23. Russian Federation
24. Spain
25. Sweden
26. Switzerland
27. United Kingdom
28. United States of America



2010 Annual Statistical Report on United Nations Procurement

Published in
July 2011 by



UNOPS

This document is available online at www.ungm.org and www.unops.org. It has been published in electronic format to limit the use of paper, ink, and transport emissions.