



Government of the Kyrgyz Republic



The United Nations in the Kyrgyz Republic

The United Nations Development Assistance Framework (UNDAF) for the Kyrgyz Republic 2018-2022

Bishkek, May 2017

Declaration of commitment


The Government of the Kyrgyz Republic and the United Nations are committed to working together to achieve the country's national vision¹ and priorities². This Government-United Nations Development Assistance Framework (UNDAF) will guide the work of the Government, the UN Country Team (UNCT)³, and their partnerships until 2022. It builds on the successes of the previous UNDAF and continues the *Delivering-as-One* approach⁴. It bolsters the strong relationships between the partners to work in concert to achieve country strategic priorities, the Sustainable Development Goals (SDGs), and the country's human rights commitments and other internationally agreed development goals and treaty obligations.

The four expected outcomes of this UNDAF were identified jointly by the Government, the UN, civil society and other development partners. They concern:

- I. Sustainable and inclusive economic growth
- II. Good Governance, rule of law, human rights and gender equality
- III. Environment, climate change, and disaster risk management
- IV. Social protection, health and education


The outcomes are achievable, relevant, and measurable. Together with mechanisms for joint steering and effective results monitoring, evaluation, and reporting, this UNDAF represents a mutual accountability framework between the Government and the UNCT⁵.

Government of The Kyrgyz Republic:



Mr. Sooronbay Jeenbekov
Prime Minister

United Nations Country Team:



Mr. Alexander Avanesov
Resident Coordinator

Bishkek

19 May 2017

¹ 'A strong and independent country that is part of the developed countries, a place that is comfortable for living, a place where their rights, freedoms and security are ensured, a multi-lingual and friendly domestic environment governed by the rule of law, a country with high level of education, healthy natural environment, public stability, international image of state with stable background, robust economic growth and high attractiveness for investors.' NATIONAL SUSTAINABLE DEVELOPMENT STRATEGY FOR THE KYRGYZ REPUBLIC (NSDS), 2013-2017. 7.

² The Kyrgyz Republic Government Program - Trust and Unity, 2016 (translated from original Russian by Akipress).

³ The UN Country Team (UNCT) refers to the totality of UN operations in The Kyrgyz Republic by resident and non-resident agencies, funds and programmes.

⁴ Final evaluation of the United Nations Development Assistance Framework (UNDAF) for the Kyrgyz Republic, 2012-2017, Ms. Graziella Piga, Mr. Tomislav Novovic, Mr. Roman Mogilevskii, July 2016.

⁵ The content of this UNDAF Framework defines priorities for cooperation between the Government of the Kyrgyz Republic and UN agencies; does not constitute an international treaty; is implemented on the basis of agreements signed between the Government of the Kyrgyz Republic and the United Nations agencies in the Kyrgyz Republic.

Signatures

In witness, thereof the undersigned, being duly authorized, have signed this Government-United Nations Development Assistance Framework (UNDAF) for the period 2018-2022 on **19 May 2017**, in Bishkek, to affirm their joint commitment to its priorities, expected outcomes, and strategies.

For FAO

Mr. Dorjee Kinlay
Representative



For IAEA

Mr. Martin Krause
Director, Division for Europe
Department of Technical
Cooperation,



For ILO

Ms. Olga Koulaeva, Director of ILO Decent
Work Technical Support Team and Country
Office for EECA



For UNAIDS

Ms. Meerim Sarybaeva,
Country Manager



For UNCTAD

Dr. Mukhisa Kituyi (Mr.)
Secretary-General



For UNDP

Ms. Aliona Niculita, Deputy Resident
Representative




For OHCHR

Mr. Ryszard Komenda,
Regional Representative




For UNEP

Mr. Jan Dusik, Director and
Regional Representative,
Europe Office



For UNESCO

Ms. Krista Pikkat, Director, Representative



For UNFPA

Mr. Alexander Avanesov, Representative




For UNHCR

Ms. Yasuko Oda, Regional
Representative in Central
Asia



For UNICEF

Ms. Yukie Mokuo,
Representative



For UNIDO

Mr. Jacek Cukrowski, Chief, Programme for Europe and Central Asia




For UNODC

Ms. Ashita Mittal, Regional Representative in Central Asia



For UN Women

Mr. Gerald Gunther, Representative



For WFP

Mr. Ram Saravanamuttu
Country Director



For WHO

Dr. Zsuzsanna Jakab,
Regional Director



For IOM

Mr. Dejan Keserovic, IOM Coordinator for Central Asia



or ITC

Ms. Elena Boutrimova
Chief, Office for Eastern Europe and Central Asia



For UNV

Mr. Olivier Adam
Executive Coordinator



For UNECE

Ms. Catherine Haswell, Senior Programme Officer, Officer in Charge, Programme Management Unit



Executive summary

This Government of the Kyrgyz Republic and United Nations Development Assistance Framework (UNDAF) for the period 2018-2022 is a framework of cooperation results and strategies that will contribute to the achievement of country strategic priorities⁶, aligned with the Sustainable Development Goals (SDGs). This framework builds on the successes of the previous UNDAF and continues the *Delivering-as-One* approach⁷. It describes how the Government and UN system agencies will, drawing on their full range of expertise and resources, work in partnership to achieve development results.

Four major results, or *outcomes*, were identified jointly by the Government, the UN, civil society and other development partners⁸:

Priority	Outcome
I. Sustainable and inclusive economic growth, industrial, rural and agricultural development, food security and nutrition	1. By 2022, inclusive and sustainable industrial, agricultural and rural development contribute to economic growth, decent work, improved livelihoods, food security and nutrition, especially among women and vulnerable groups
II. Good Governance, rule of law, human rights and gender equality	2. By 2022, institutions at all levels are more accountable and inclusive ensuring justice, human rights, gender equality and sustainable peace for all
III. Environment, climate change, and disaster risk management	3. By 2022, communities are more resilient to climate and disaster risks and are engaged in sustainable and inclusive natural resource management and risk-informed development
IV. Social Protection, Health and Education	4. By 2022, social protection, health and education systems are more effective and inclusive, and provide quality services

These outcomes serve as a mutual accountability framework between the Government and UN system agencies. The 'Delivering-as-One' approach entails:

- » A Strategic Coordination Committee comprising senior Government and UN representatives to provide overall strategic guidance and oversight,
- » A single set of coherent results and strategies for cooperation between the Government and UN system agencies, and
- » Results Groups at the outcome level responsible for joint work planning, implementation support, monitoring, and reporting against planned results.

This UNDAF reinforces the strong partnership between the Government and UN system agencies to achieve country priorities. The Government has the primary responsibility and accountability for achieving the planned UNDAF outcomes. Based on their comparative advantages in the Kyrgyz Republic (KR), UN system agencies will contribute policy advice, in accordance with international norms, standards, best practices, and support capacity development at national and local levels – both within and beyond government institutions. These new capacities will strengthen the implementation and monitoring of national strategies, policies and plans. Emphasis is placed on those strategies, policies and plans that align strongly with the Sustainable

⁶ The Kyrgyz Republic Government Program - Trust and Unity, 2016 (translated from original Russian by Akipress); and the expected results and strategies of the next National Sustainable Development Strategy (NSDS).

⁷ UN Country Team in the Kyrgyz Republic adopted the [Delivering as One \(DaO\)](#) as a self-starter in 2010. The DaO approach is intended to increase the UN system's impact through more coherent programmes, reduced transaction costs for governments, and lower business operating costs. The Delivering as One approach is guided by [Standard Operating Procedures \(SOPs\)](#).

⁸ The priorities and results for the UNDAF were identified on the basis of a series of reports and consultations that culminated in a Strategic Planning Retreat, conducted from 01-02 November 2016, with 120 representatives of the Government, civil society organisations, and UN system agencies at country and regional levels.

Development Goals (SDGs) and targets, which provide the fundamental basis for cooperation with UN system agencies⁹.

The UNDAF common budget framework (CBF) provides the UN system agencies contributions with an overview of required and available resources to support implementation, and any funding gaps. Full implementation of the UNDAF will require an estimated total of USD 221,171 mln. This includes the committed USD 74,742 mln from core and non-core resources. The estimated funding gap is USD 144,877 mln. The SCC will support UN system's efforts to raise funds required for implementation of UNDAF.

This UNDAF represents a joint commitment by the Government and UN to work together in a spirit of cooperation with the people of the Kyrgyz Republic to realise changes that will help them to live longer, healthier and more prosperous lives.

⁹ Outcomes and indicators in this UNDAF and the outputs to be formulated as part of annual and biennial work plans will be reviewed and aligned, as appropriate, with the forthcoming National Sustainable Development Strategy (NSDS).

Map of the Kyrgyz Republic and Basic Data



The Kyrgyz Republic: Basic Data

Location	Central Asia, west of China, south of Kazakhstan
Area and borders	199,951 sq km; Border countries (4): China 1,063 km, Kazakhstan 1,212 km, Tajikistan 984 km, Uzbekistan 1,314 km
Capital	Bishkek
Administrative units	7 provinces and 2 cities*: <i>Batken Oblusu, Bishkek Shaary*, Chuy Oblusu (Bishkek), Jalal-Abad Oblusu, Naryn Oblusu, Osh Oblusu, Osh Shaary*, Talas Oblusu, Ysyk-Kol Oblusu (Karakol)</i>
Government type	Parliamentary republic
Political system	Multi-party democracy
Population	6,000,000 (November 2016 est.); urban population: 36% of total population (2015)
Annual pop. growth	1.09% (2016 est.)
Median age:	Total: 26.2 years
HDI	Value: 0.655 (2014); Rank:120/188 countries
Dependency ratio	Total: 55.3%
Life expectancy at birth	Total population: 70.7 years; Male: 66.5 years; Female: 75.1 years (2016 est.)
Total fertility rate	2.64 children born/woman (2016 est.)
Ethnic groups	Kyrgyz 71%, Uzbek 14%, Russian 8%, Dungan 1%, other 6% (includes Uyghur, Tajik, Turk, Kazakh, Tatar, Ukrainian, Korean, German) (2009 est.)
Religion	Muslim 75%, Russian Orthodox 20%, other 5%
Languages	Kyrgyz (official) 71.4%, Uzbek 14.4%, Russian (official) 9%, other 5.2% (2009 est.)
Labour force	2.732 million (2015 est.)
GNP PER CAPITA	\$3,310 (PPP), (2015 est.)
GDP	\$20.1 billion USD (PPP) (2015 est.)
Inflation rate	6.5% (2015 est.)
Unemployment rate	8.1% (2014 est.); Young people (15-28) total: 11.7%, male: 9.8%, female: 14.8% (2014 est.)
Budget	Revenues: \$1.987 billion; Expenditures: \$2.085 billion (2015 est.)
Public debt (% GDP)	68.8% of GDP (2015 est.)
Natural resources	Arable land 7%; Permanent crops 0.4%; Permanent pasture 48.3%; Forest: 5.1%; Abundant hydropower; gold, rare earth metals; locally exploitable coal, oil, and natural gas; other deposits of nepheline, mercury, bismuth, lead, and zinc

Sources: Government-National Statistical Committee; UN; World Bank; World Fact-book.

Table of contents

DECLARATION OF COMMITMENT	II
SIGNATURES	III
EXECUTIVE SUMMARY	V
MAP OF THE KYRGYZ REPUBLIC AND BASIC DATA	VII
TABLE OF CONTENTS.....	IX
ACRONYMS AND ABBREVIATIONS	X
1. INTRODUCTION.....	11
2. PRIORITIES, OUTCOMES, AND STRATEGIES	12
2.1 PRINCIPLES AND APPROACHES FOR INTEGRATED PROGRAMMING	12
2.2 EXPECTED OUTCOMES	15
PRIORITY I. SUSTAINABLE AND INCLUSIVE ECONOMIC GROWTH	15
PRIORITY II. GOOD GOVERNANCE AND THE RULE OF LAW.....	22
PRIORITY III. ENVIRONMENT, CLIMATE CHANGE, AND DISASTER RISK MANAGEMENT	26
PRIORITY IV. SOCIAL PROTECTION, HEALTH, AND EDUCATION.....	30
2.3 ASSUMPTIONS AND RISKS.....	37
3. COMMON BUDGET FRAMEWORK	38
3.1 RESOURCE REQUIREMENTS.....	38
3.2 RESOURCES AND RESOURCE MOBILISATION STRATEGY	40
4. MANAGEMENT AND ACCOUNTABILITY	42
STRATEGIC COORDINATION COMMITTEE.....	42
RESULTS GROUPS	43
UN MONITORING AND EVALUATION GROUP.....	43
OPERATIONS MANAGEMENT TEAM.....	44
UN COMMUNICATIONS GROUP.....	44
UN GENDER THEMATIC GROUP.....	45
5. MONITORING, REPORTING, AND EVALUATION.....	46
6. COMMUNICATIONS	47
7. COMMITMENTS BY ALL PARTIES	48
ANNEX A. RESULTS MATRIX	50
ANNEX B. COSTED MONITORING AND EVALUATION PLAN	69
ANNEX C. BASIC AGREEMENTS	75

Acronyms and abbreviations

National institutions

LSG	Local Self Governments	MoH	Ministry of Health
MFA	Ministry of Foreign Affairs	MoJ	Ministry of Justice
MHIF	Mandatory Health Insurance Fund	MoLSD	Ministry of Labour and Social Development
MoA	Ministry of Agriculture and Melioration	NSDS	National Sustainable Development Strategy
MoEcon	Ministry of Economy	NSC	National Statistical Committee
MoES	Ministry of Education and Science		
MoF	Ministry of Finance		
PMO	Prime Minister's Office		

United Nations Agencies and Bodies

FAO	Food and Agriculture Organization	UNEP	United Nations Environment Programme
IAEA	International Atomic Energy Agency	UNFPA	United Nations Population Fund
ILO	International Labour Organization	UNHCR	United Nations High Commissioner for Refugees
IOM	International Organization for Migration	UNICEF	United Nations Children's Fund
ITC	International Trade Center	UNIDO	United Nations Industrial Development Organization
OMT	Operations Management Team	UNISDR	United Nations International Strategy for Disaster Risk Reduction
UNAIDS	Joint United Nations Programme on HIV/AIDS	UNODC	United Nations Office on Drugs and Crime
UNCT	United Nations Country Team	UNRC	United Nations Resident Coordinator
UNCTAD	United Nations Conference on Trade and Development	UNV	United Nations Volunteers
UNDG	United Nations Development Group	UN Women	United Nations Entity for Gender Equality and the Empowerment of Women
UNDP	United Nations Development Programme	WFP	World Food Programme
UNESCAP	United Nations Economic Commission for Asia and the Pacific	WHO	World Health Organization
UNESCO	United Nations Educational, Scientific and Cultural Organization		

Other

CBF	Common Budget Framework	MIC	Middle Income Country
CCA	Common Country Assessment	MSME	Micro, medium, and small enterprises
CSO	Civil Society Organisation	NSDS	National Sustainable Development Strategy
DaO	Delivering as One	RBM	Results Based Management
DRR	Disaster Risk Reduction	RG	Results Group for the UNDAF
GDP	Gross Domestic Product	SCC	Strategic Coordination Committee
GEWE	Gender equality and women' empowerment	SDG	Sustainable Development Goal
GHG	Greenhouse Gas	SUN	Scaling Up Nutrition Movement
HRBA	Human Rights-based Approach	UNDAF	Government-UN Development Assistance Framework, 2018-2022
IFI	International Financial Institution		
JWP	Joint Work Plan		
KR	The Kyrgyz Republic	UPR	Universal Periodic Review
LGBTI	Lesbian, Gay, Bisexual, and Transgender, Intersex		
ME	Monitoring and Evaluation		
MDG	Millennium Development Goal		
MEA	Multilateral Environmental Agreement		

1. Introduction

Purpose of the Development Assistance Framework

1. This Government of the Kyrgyz Republic (Government) and United Nations (UN) Development Assistance Framework (UNDAF) for the period 2018-2022 describes the cooperation results and strategies that will contribute to the achievement of country strategic priorities¹⁰, aligned with the Sustainable Development Goals (SDGs). The four major results, called *outcomes*, were identified jointly by the Government, the UN, civil society and other development partners. This framework builds on the successes of the previous UNDAF and continues the *Delivering-as-One* approach¹¹. It describes how the Government and UN will work together to deliver on these commitments, including jointly-managed steering and implementation arrangements, partnerships, joint resource mobilization, and effective progress monitoring, reporting, and evaluation. The UNCT is committed to transparent and accountable use of all resources available to it, and to the implementation of the delivering-as-one approach.
2. The Government has the primary responsibility and accountability for achieving the planned UNDAF outcomes. Based on their comparative advantages in the Kyrgyz Republic, UN system agencies will contribute policy advice, in accordance with international norms, standards, and best practices, and build capacity at national and local levels – both within and beyond government institutions – to strengthen the implementation and monitoring of country strategies, policies and plans. Emphasis is placed on those strategies, policies and plans that align strongly with the Sustainable Development Goals (SDGs) and targets, which provide the fundamental basis for cooperation with UN system agencies.
3. The outcomes expected from this partnership and the agreed strategies will advance equitable economic growth and reduce vulnerabilities, strengthen accountability systems and support the delivery of quality, inclusive social services. This UNDAF will, in respect of each of the signatory UN organisations, be read, interpreted, and implemented in a manner that is consistent with the basic agreements between United Nations system agencies and the Government of the Kyrgyz Republic. These basic agreements are the legal basis for the relationship between the Government and each UN system agency. They are provided in Annex C.

Structure of the UNDAF

4. The UNDAF contains six additional sections:
 - » Section 2 is the core of the document. It describes the priorities and expected outcomes of Government-UN cooperation for the period 2018-2022,
 - » Section 3 describes the financial and human resource commitments of the UN system agencies to support UNDAF implementation, and it outlines mechanisms and approaches for mobilizing resources,
 - » Section 4 describes the mechanisms and processes for coordination and implementation of the UNDAF, including the roles and responsibilities of the Government and UN system agencies,
 - » Section 5 outlines the arrangements for monitoring, reporting and evaluation of UNDAF results, based on the results framework and joint work plans;
 - » Section 6 offers a brief summary of the communication strategy; and
 - » Section 7 provide the legal basis for the UNDAF.

¹⁰ The Kyrgyz Republic Government Program - Trust and Unity, 2016 (translated from original Russian by Akipress); and the expected results and strategies of the next National Sustainable Development Strategy (NSDS).

¹¹ At the request of the Government, The Kyrgyz Republic was one of 8 “[Delivering as One](#)” pilot countries that sought to capitalize on the strengths and comparative advantages of the different members of the UN family to increase the UN system’s impact through more coherent programmes, reduced transaction costs for governments, and lower business operating costs. The Delivering as One approach is guided by [Standard Operating Procedures \(SOPs\)](#).

2. Priorities, outcomes, and strategies

5. This is the main section of the document. It describes the expected outcomes and the overarching principles and approaches for integrated programming. The complete results framework including indicators, baselines, targets, means of verification, and risks and assumptions is provided in **Annex A**.

Priority	Outcome
I. Sustainable and inclusive economic growth, industrial, rural and agricultural development, food security and nutrition	1. By 2022, inclusive and sustainable economic growth is increased through agricultural, industrial and rural development, decent work, improved livelihoods, food security and nutrition
Priority II. Good Governance, rule of law, human rights and gender equality	2. By 2022, institutions at all levels are more accountable and inclusive ensuring justice, human rights, gender equality and sustainable peace for all
Priority III. Environment, climate change, and disaster risk management	3. By 2022, communities are more resilient to climate and disaster risks and are engaged in sustainable and inclusive natural resource management and risk-informed development
Priority IV. Social Protection, Health and Education	4. By 2022, social protection, health and education systems are more effective and inclusive, and provide quality services

2.1 Principles and approaches for integrated programming

6. To support the achievement of outcomes and to ensure their contribution to national priorities and related SDGs, the following principles and approaches for integrated programming will be employed. In addition, each outcome has specific strategies, partners, and vulnerable groups¹² expected to benefit from programme results. These are described below in section 2.2:

Inclusion and equity to reach most disadvantaged – ‘leave no one behind’

7. Growing prosperity has not been shared equitably. Despite the gradual increase in incomes, several pockets of the population have been left behind, principally women, children of the rural poor, migrant workers, refugees, and people with disabilities. Instrumental to an overall approach focused inclusion and equity are a human rights-based approach and gender equality:

» **Human rights-based approach**

8. A human rights-based approach (HRBA) to development aims to support better, more sustainable development outcomes by analyzing and addressing inequalities and discriminatory practices. At country level, a HRBA proceeds from the commitments of the state on the basis of its ratified human rights conventions. It works to ensure that human rights standards and principles guide development cooperation with a focus on developing the capacities of ‘duty-bearers’, primarily the state, to meet their obligations and of ‘rights-holders’, especially vulnerable groups, to claim their rights. The KR is a state party to all main UN human rights treaties that provide for economic, social and cultural rights, civil

¹² For this UNDAF, vulnerable groups are persons affected by inequalities and discrimination. These include: Children and adolescents, human rights defenders, indigenous peoples, internally displaced persons, refugees, migrants, minorities, peasants, persons deprived of liberty, persons of African descent, persons with albinism, persons with disabilities, persons with HIV/AIDS, stateless persons, the poor, union leaders, survivors of trafficking, women, youth, and other groups of persons identified by UN human rights norms and principles. Specific vulnerable groups are determined for each outcome.

liberties and fundamental freedoms. And while the legislative and institutional framework for the observance of international human rights law is mostly in place, implementation is under-funded and inconsistent. Further efforts are needed to ensure full implementation of the legal framework and international instruments. Across all priorities, the UN support will help to develop and institutionalize new capacities to implement the recommendations of both UN human rights mechanisms as well as recommendations from independent state oversight bodies¹³.

» **Gender equality**

9. The goal of gender equality is that everyone despite their different gender-based experiences is provided with equal opportunities. Gender mainstreaming aims to identify and address stereotypical cultural norms and structures that sustain gender inequality and then facilitating change that is both institutional and systemic. The KR is a signatory to CEDAW¹⁴ which is a binding international treaty that guarantees the equality of men and women and prohibits gender-based discrimination. Despite progress in the KR to establish a legal and policy framework for the advancement of women's rights and gender equality, inequalities continue to be pervasive. Patriarchal attitudes are still prominent, gender inequalities are present in all spheres of social and economic life, and violence against women is still widespread¹⁵. For 2015, the KR has a gender inequality index score of 0.353, ranking it 67 out of 155 countries¹⁶.
10. To accelerate implementation, UN system agencies will work with the Government to mainstream gender-sensitive analysis, results, indicators, and monitoring instruments in national plan frameworks, strategies, and policies. For the UNDAF, a twin-track approach¹⁷ will be applied. This ensures that all outcomes are measured with indicators that address issues related to gender inequality and gender-based discrimination, as well as dedicated outputs focused on new capacities and services that will promote women's rights, empowerment, and gender mainstreaming.

Sustainability and resilience

11. The 2030 Agenda for Sustainable Development has the objective to ensure the lasting protection of the planet and its natural resources, support inclusive and sustained economic growth, end poverty and hunger and enhance human well-being. It has the resilience of societies and ecosystems at its core and aims to promote multi-sectoral, integrated approaches that harness the assets and capacities of institutions and communities to reduce risks and vulnerabilities, and to enhance human well-being. Cooperation between the Government and UN system agencies will work to enhance the resilience of the Kyrgyz society, economy, and its natural environment. This will involve measures to:
 - » Strengthen implementation of environment policies and strengthen the nature conservation and sustainable use of natural resources,
 - » Incorporate potential environmental considerations during programme design and implementation,
 - » Strengthen the formulation of local action plans to address ecosystem and land degradation, deforestation, and help communities to withstand shocks and manage risks and uncertainties, and
 - » Encourage equal participation of women in natural resource management.

Results-focused programming

12. A results focus requires that Government and UN energies and resources are focused on the results expected from this UNDAF, rather than on planned activities. It requires a demand for performance

¹³ This is in line with the UN Secretary-General's [Rights Up Front Action Plan](#)

¹⁴ The United Nations Convention on the Elimination of All Forms of Discrimination against Women (CEDAW)

¹⁵ The 2012 Health and Demographic Survey indicated that 23% of all women between the ages of 15-49 had experienced domestic violence: 13% had suffered violence in the preceding 12 months; Only two out of five women sought help after an incident. CCA, 41-42.

¹⁶ The index reflects gender-based inequalities in three dimensions – reproductive health, empowerment, and economic activity.

¹⁷ UNDG, Resource Book for Mainstreaming Gender in UN Common Programming at the Country Level, July 2014.3.

information from the leadership of the Government and UN as well as clearly defined accountabilities and mechanisms for monitoring and reporting progress against planned results. Results groups will support the implementation, management, monitoring, and reporting of progress towards the expected UNDAF outcomes. Indicators for the outcomes listed in Annex A and the outputs to be formulated as part of work plans will be reviewed and aligned, as appropriate, with the forthcoming NSDS and indicator framework. The results groups are described in more detail in section 4.

Capacity development

13. Capacity development is the process whereby people, organizations and society as a whole unleash, strengthen, create, adapt, and maintain capacity over time. Capacity development is equally critical for the implementation of the Kyrgyz Republic Government Program and 2030 Agenda for Sustainable Development. In order to ensure that development efforts are nationally owned, sustainable and achieve the goals of Agenda 2030, a capacity development approach will inform all aspects of this UNDAF. The Government and UN system agencies will base capacity development initiatives on sound capacity assessments and innovative measures to address institutional bottlenecks. Capacity development initiatives will be as technically relevant as possible to the specific tasks at hand to produce actionable results. The Government and UN will continue to promote stronger, deeper engagement with civil society groups and to sustain their support and services for vulnerable groups. Civil society groups will have a full range of roles as development actors and change agents, for the delivery of basic services, support to local development, policy-influencing and accountability. Within each of these roles, CSOs will also engage in programmes and interventions at the local level that contribute to develop the capacities of targeted communities, institutions and themselves.

Risk-informed programming

14. Embracing uncertainties and managing risks are instrumental for the UN to make informed decisions, thereby maximizing gains for national partners and targeted groups while avoiding unnecessary losses. Risk is viewed from a common UN system-wide rather than an individual agency perspective. Importantly, risk-informed development takes into account economic, social, and environmental 'risks to' programming as well as 'risks from' programming. Risk-informed development programming not only entails managing disaster risks and climate impacts but also seeks to protect development gains. Considering the post-conflict context in the southern parts of country, UN will ensure that its interventions are conflict-sensitive to avoid negative impacts and maximize positive impacts toward promoting peace and stability. The sustainability of public and private investment also depends upon sound risk management. Please see section 2.3 for a summary of the major risks anticipated during the programme period and the risk management strategy.

Coherent policy support

15. Policy coherence is crucial for achievement of the Kyrgyz Republic Government Program and the SDGs. To support greater policy coherence in the Kyrgyz Republic:

- » UNDAF outcomes are aligned with and will make tangible contribution to the achievement of country priorities,
- » Cooperation between the Government and UN system agencies will strive for vertical policy coherence at central and local levels through constant assessment together of the national development and policy landscape,
- » In line with the focus on cross-sectoral linkages between the SDGs, the UN will support the Government and civil society partners to apply multi-sectoral thinking and approaches to UNDAF implementation. This will enable the consideration of different policy options and models with multi-sectoral benefits and it will encourage greater inter-ministry and inter-departmental coordination in planning, budgeting, service delivery, and monitoring in line with international standards

Enhanced data quality and availability

16. For all outcomes, UN system agencies will work with the Government, especially the National Statistical Committee (NSC) to strengthen the quality and availability of data for effective policy-making and programme implementation. Support will also be provided to effectively monitor the KR Government Program and related SDGs and indicators. Particular attention will be given to support the capacity of Government ministries and the NSC to produce data that is disaggregated by sex and sub-population groups and to strengthen the dissemination and use of data and statistics at national and local level for evidence-based policy formulation and planning.

Partnership

17. Through convening and leveraging different partners, the UN can promote leadership of initiatives by best-placed partner(s), and increase national ownership. The UN's advocacy and normative work supports strengthened, new and innovative partnerships to leverage resources from a wide range of partners. In keeping with the focus on capacity development and coordination, partnership is a key theme of this UNDAF. The strategies and expected results can only be achieved if there is ongoing mutual commitment by the Government and the UN system agencies, in close collaboration with civil society, the private sector, local and international NGOs and regional development institutions.

2.2 Expected outcomes¹⁸

18. This part describes the expected outcomes of the UNDAF. Each outcome section describes
- » The expected contribution of the outcome to Government priorities and related SDGs,
 - » The rationale for the outcome, with available evidence about the causes of the problems to be addressed,
 - » The expected strategies that will lead to the outcome, as well as beneficiary groups and partners to be involved in implementation, monitoring, and reporting, and
 - » Critical assumptions and risks are further described in section 2.3.
19. Taken together these sections offer a *theory of change* for how the contributions of the UN system agencies, working together in partnership with Government and civil society partners, will make tangible, measureable contributions to country priorities and the SDGs.

Priority I. Sustainable and inclusive economic growth, including: industrial, rural and agricultural development, food security and nutrition

Outcome 1.

By 2022, inclusive and sustainable economic growth is increased through agricultural, industrial and rural development, decent work, improved livelihoods, food security and nutrition

Links with country priorities and the SDGs

20. The outcome will support the Government to achieve more inclusive and sustainable economic growth and it will contribute to the following national priorities:
- » Reduce poverty and inequality,
 - » Improve food security and nutrition,
 - » Promote industrial production with high value-added,
 - » Stimulate agricultural and livelihood development and create decent work conditions,
 - » Build household resilience and boost incomes, and

¹⁸ All data and information related to the outcomes are from: (1) United Nations Country Team – Common Country Assessment for the Kyrgyz Republic, September 2016. (2) The Kyrgyz Republic Government Program - Trust and Unity, 2016 (translated from original Russian by Akipress).

- » Improve integration into the international and regional trading systems with strong multiplier effects in the rural areas.

21. Programme cooperation with UN system agencies will also contribute to Government efforts to achieve several related **SDGs**¹⁹ and targets:

SDG	Target ²⁰
1. End poverty in all its forms everywhere	1.b Create sound policy frameworks at the national, regional and international levels, based on pro-poor and gender-sensitive development strategies, to support accelerated investment in poverty eradication actions
2. End hunger, achieve food security and improved nutrition and promote sustainable agriculture	2.1 By 2030, end hunger and ensure access by all people, in particular the poor and people in vulnerable situations, including infants, to safe, nutritious and sufficient food all year round 2.2 By 2030, end all forms of malnutrition, including achieving, by 2025, the internationally agreed targets on stunting and wasting in children under 5 years of age, and address the nutritional needs of adolescent girls, pregnant and lactating women and older persons 2.3 By 2030, double the agricultural productivity and incomes of small-scale food producers, in particular women, indigenous peoples, family farmers, pastoralists and fishers, including through secure and equal access to land, other productive resources and inputs, knowledge, financial services, markets and opportunities for value addition and non-farm employment 2.4 By 2030, ensure sustainable food production systems and implement resilient agricultural practices that increase productivity and production, that help maintain ecosystems, that strengthen capacity for adaptation to climate change, extreme weather, drought, flooding and disasters and progressively improve land & soil quality 2.a Increase investment, including through enhanced international cooperation, in rural infrastructure, agricultural research and extension services, technology development and plant and livestock gene banks in order to enhance agricultural productive capacity in developing countries, in particular least developed countries
5. Achieve gender equality and empower all women and girls	5.4 Recognize and value unpaid care and domestic work through the provision of public services, infrastructure and social protection policies and the promotion of shared responsibility within the household and the family as nationally appropriate 5.a Undertake reforms to give women equal rights to economic resources, as well as access to ownership and control over land and other forms of property, financial services, inheritance and natural resources, in accordance with national laws 5.5 Ensure women's full and effective participation and equal opportunities for leadership at all levels of decision making in political, economic and public life
7. Ensure access to affordable, reliable, sustainable and modern energy for all	7.1 By 2030, ensure universal access to affordable, reliable and modern energy services 7.3 By 2030, double the global rate of improvement in energy efficiency 7.a By 2030, enhance international cooperation to facilitate access to clean energy research and technology, including renewable energy, energy efficiency
8. Promote sustained, inclusive and sustainable economic growth, full and productive employment and decent work for all	8.2 Achieve higher levels of economic productivity through diversification, technological upgrading and innovation, including through a focus on high-value added and labour-intensive sectors 8.3 Promote development-oriented policies that support productive activities, decent job creation, entrepreneurship, creativity and innovation, and encourage the formalization and growth of MSMEs, including through access to financial services 8.5 By 2030, achieve full and productive employment and decent work for all women and men, including for young people and persons with disabilities, and equal pay for work of equal value

¹⁹<https://sustainabledevelopment.un.org/post2015/transformingourworld>, <http://unstats.un.org/sdgs/indicators/indicators-list/>

²⁰ Indicators and targets will be reviewed and aligned, as appropriate, with the forthcoming NSDS indicator framework.

SDG	Target ²⁰
	8.8 Protect labour rights and promote safe and secure working environments for all workers, including migrant workers, in particular women migrants, and those in precarious employment 8.9 By 2030, devise and implement policies to promote sustainable tourism that creates jobs and promotes local culture and products
9. Build resilient infrastructure, promote inclusive and sustainable industrialization and foster innovation	9.1 Develop quality, reliable, sustainable and resilient infrastructure, including regional and trans border infrastructure, to support economic development and human well-being, with a focus on affordable and equitable access for all 9.2 Promote inclusive and sustainable industrialization and, by 2030, significantly raise industry's share of employment and gross domestic product, in line with national circumstances, and double its share in least developed countries 9.4 By 2030, upgrade infrastructure and retrofit industries to make them sustainable, with increased resource-use efficiency and greater adoption of clean and environmentally sound technologies and industrial processes
10. Reduce inequality within and among countries	10.1 By 2030, progressively achieve and sustain income growth of the bottom 40 per cent of the population at a rate higher than the national average 10.2 By 2030, empower and promote the social, economic and political inclusion of all, Irrespective of age, sex, disability, race, ethnicity, origin, religion or economic or other status
12. Ensure sustainable consumption and production patterns	12.b Develop and implement tools to monitor sustainable development impacts for sustainable tourism that creates jobs and promotes local culture and products
17. Strengthen the means of implementation and revitalize the Global Partnership for Sustainable Development	17.9 Enhance international support for implementing effective and targeted capacity-building in developing countries to support national plans to implement all the Sustainable Development Goals, including through North-South, South-South and triangular cooperation 17.14 Enhance policy coherence for sustainable development

Rationale

22. Since 2014, Kyrgyzstan is a lower-middle income country with an average annual GDP growth of 3.9 percent. Despite the progress in economic growth, **one third of the population lives below the national poverty line**²¹ and 2 in 3 of the poor live in rural areas. In 2015, the annual, per capita poverty line was 31,573 soms or approximately USD \$455²². Rural poverty and unemployment has driven migration from rural to urban areas and abroad for improved employment opportunities. It is estimated that approximately 850,000 people are seeking employment abroad primarily in the Russian Federation and Republic of Kazakhstan.

23. The private sector is a backbone of the economy of Kyrgyzstan producing more than 90% of total output in all key sectors of the economy. Significant foreign direct investment²³ (FDI) inflows occurred in recent years in various sectors, however these largely focused on the exploration and exploitation of gold and other mining activities, with limited investment in other sectors. Important reform efforts have established effective financial and debt institutions and allowed a move towards a market-based

²¹ National poverty lines are the benchmark for estimating poverty indicators that are consistent with the country's specific economic and social circumstances. : Poverty line is an estimated (by NSC) value (in KGS) of per capita consumption expenditures per year (food and non-food), which is associated with poor living standards (approach using Cost of Basic Needs). National poverty lines reflect local perceptions of the level and composition of consumption or income needed to be non-poor, see also: <http://data.worldbank.org/country/kyrgyz-republic>. As per the law of the KR on "guaranteed minimum social standards" from May 26, 2009 #170, the poverty line is defined as a border of minimum income per capita, necessary to meet the minimum needs.

²² The poverty line is estimated annually at national level and at subnational level by the NSC. It's estimated in accordance with the Government's decree from March 25, 2011, #115 on "Methods for estimation of the poverty line".

²³ Kyrgyzstan is a WTO member since 1998 and joined the Eurasian Economic Union (EAEU) in 2015

economy. However, several critical challenges to socioeconomic development still need to be addressed, including high indebtedness, appropriate institutional and legal structures for effective debt management and increasing trade imbalances²⁴. Trade and regulatory policies in KR will be strengthened to address capacity shortfalls in the areas of: (i) trade facilitation measures; (ii) quality control systems embodied in standardization policies, technical regulations, quality assurance, accreditation and metrology (SQAM); and (iii) trade-related infrastructure, including transport and logistical support²⁵.

24. While arable land is limited to 7% of the total land area of the country, agriculture plays a significant role in the economy of the country and the resilience of the population, contributing 14% of total GDP²⁶, employing an estimated one-third of the country's population, including and estimated 70% of the poor and vulnerable. Rural poverty in Kyrgyzstan is underpinned by the small size of farms²⁷, limited access to agricultural inputs, such as seeds, fertilizer, machinery, and affordable finance, poor harvesting practices, inadequate storage, and high post-harvest losses and with little value-added processing.
25. Despite improved coordination and growing numbers of nutrition advocates and alliances, food insecurity and malnutrition, are still a problem in the Kyrgyz Republic. Dietary intake is significantly lower among the poorest quintile of the population both for dietary energy consumption (measured by daily per capita calorie intake) and protein consumption. Low levels of income are one of the main causes of poor food consumption and dietary diversity. In 2015, energy consumption and protein consumption levels of the poorest group were 13% and 35% lower compared to wealthier groups. Some 6% of the population still faces dietary energy deficiencies. Dietary patterns are characterized by a high consumption of starchy rather than nutrient-dense foods which can lead to nutrient deficiencies, especially in micronutrients. According to the recent Demographic and Health Survey (DHS) in 2012, four in ten have anemia, and 39% of women were diagnosed with anemia while pregnant. Three in ten women of childbearing age are overweight or obese. Stunting prevalence among children under five is 13%. In addition, there is an absence of policy measures related to salt intake, trans-fatty acids, sugar intake, fruit and vegetable intake and the marketing of food and alcoholic beverages.
26. Food insecurity and malnutrition carry a high cost in terms of foregone economic opportunities. Eliminating malnutrition during the window of opportunity from pregnancy to 24 months could significantly raise the economic growth potential. Economic analysis of nutrition and early childhood development programmes show benefits such as higher, future wages of from \$6 to \$17 per dollar invested and estimated overall economic returns on investment of up to \$12 per dollar invested²⁸. A targeted approach is therefore required to address poor food consumption and dietary diversity.
27. Industry is the second largest sector of the economy of Kyrgyzstan contributing 14% of GDP and employing 10% of the population. Its major components include manufacturing (metallurgy, production of garments, foods, construction materials and some other subsectors), energy and water supply, and mining. Despite the current decline in manufacturing's share in GDP due to the slowdown of gold, garment production and food industry, industry remains one of the backbones of the economy and

²⁴ See also Investment Policy Review for more details: http://unctad.org/en/PublicationsLibrary/diaepcb2015d3_en.pdf

²⁵ Regulatory and Procedural Barriers to Trade in Kyrgyzstan <http://www.unece.org/index.php?id=40565&L=0>

²⁶ NSC, 2015.

²⁷ 350,000 peasant farms and 730,000 household gardens with average 3-4 ha of land dominate most of the farming in the country and produce more than 90% of agricultural output. The small holding size of farms is the main constraint for applying improved agricultural practices, improving agricultural production cycle and managing climate risks.

²⁸ The 'productivity-nutrition' relationships for human capital development in early life are unequivocal: Malnutrition costs countries billions of dollars, with estimates ranging **up to 3% of GDP per year** 1) [Invest in Early Childhood Development: Reduce Deficits, Strengthen the Economy](#), J.J. Heckman at the [Heckman Equation](#). December 2015; (2) UNICEF, [Evidence for ECD Investment](#), December 2015; (3) World Bank, [Why invest in ECD?](#), December 2015; [Why invest in Nutrition?](#) dd. December 2016.

among the strongest drivers of sustained economic development. Food and agro-processing industry in Kyrgyzstan has a substantive potential for expansion and job creation as only 7% of agricultural produce is processed inside the country²⁹. The development of a strategy for sustainable industrial development is a government priority that could lead to significant economic diversification and economic growth for the country. Increased private sector development, enhanced productivity, improved skills, and eco-friendly industrial and agro-industrial parks, could be important tools for inclusive and sustainable development of Kyrgyzstan. Appropriate tourism management approaches are needed to increase the stakeholder participation and responsibility for the maintenance and development of common cultural and natural heritage.

28. Ongoing challenges to expand the industrial and manufacturing sector, including for micro, medium, and small enterprises (MSME), are a lack of skilled labour, governance, inadequate infrastructure and access to finance, and high transportation costs that limit integration in global supply chains, especially for MSMEs and agricultural producers. These factors have encouraged many MSMEs to remain in the informal sector with limited growth prospects and more restricted access to export markets, new technologies and management practices, and the formal labour market. About 70% of total employment in the Kyrgyz Republic and the overwhelming majority of the working poor are in the informal sector. It is characterized by low productivity and wages, low standards of work safety, few long-term labour contracts, discrimination, and limited protection of workers' rights.
29. Women's participation in the labour force is 56% compared with 80% for men. In rural areas women tend to work in lower-end value chains with less predictable incomes. Women engaged in unpaid productive work and women outside the labour force account for 72% of the total working age population living below poverty line. Women's reproductive roles are not fully recognized or supported by the state and society, which is a pre-requisite for greater maternity benefits and a fairer division of labour in the household. The following factors present structural barriers to women's participation in the labour force: the burden of unpaid care work: women spend 2.8 times more time on housekeeping compared to men, inadequate childcare facilities and lack of affordable government social provisioning, lack of decent job opportunities, providing maternity and social protection, as well as increasing influence of the traditional stereotypes assigning women as primary caregivers. In addition, there are structural barriers that impede women from establishing their own business and transitioning from the informal to the formal private sector market. These factors make the rural population significantly vulnerable to natural and external economic shocks that drive many families, especially female-headed households, into poverty³⁰.

Strategies

30. UN system agencies are well placed to support Government addressing the complexities of poverty reduction in a volatile transitional environment. The following strategies will be employed to promote inclusive and sustainable economic growth focused on sectors that employ and directly support households in or near poverty. For each strategy, the numbers in brackets refer to the relevant SDG targets (see above) to which it will contribute.
 - » Remove regulatory and procedural barriers to trade, trade facilitation measures, including agricultural trade, improve transport and logistics infrastructure for internal, regional and global market access (2.a, 9.1, 9.4)
 - » Invest into local infrastructure development in both rural and urban areas to improve livelihoods and provide the most vulnerable an access to basic socio-economic services (9.1, 9.2),

²⁹ For example, food and agri-food processing could generate new growth and jobs but just 7% of agricultural produce is processed within the Kyrgyz Republic

³⁰ Poor households with a high share of expenditure on food are more vulnerable to food insecurity, for example: in 2015, the total population spent an average of 38% of their income on food compared with 74% for the poorest group.

- » Strengthen formulation of evidence-based policies for sustainable housing and urban development (1.b, 9.1)
- » Promote a pro-poor business, green/sustainable entrepreneurship and investment environment to increase economic productivity, including labour productivity, especially for women (1.b, 5.4, 5.5, 8.2)
- » Support establishment of legislative and regulatory framework for the formal labour market and decent work, aligned with international labour standards (5.4, 5.5, 8.3, 8.5, 8.8),
- » Strengthen value chains and increase knowledge about good nutrition and dietary practices, sustainable agriculture and natural resource management (2.3, 2.4),
- » Enhance policies and implementation measures for food security, agriculture, nutrition and social protection (2.1, 2.2, 2.3),
- » Strengthen livelihoods, especially in rural areas, and promote greater community resilience in line with national priorities and international standards (2.1, 2.4)
- » Identify, pilot, and scale-up productivity-enhancing and green investments in the specific sectors that are most relevant for job creation and job quality improvement, including sustainable tourism, and measures to integrate more smallholders into local and regional markets (2.3, 2.a, 8.2, 8.3, 12.b),
- » Promote a policy and regulatory framework to accelerate the application of clean, renewable and alternative energy technologies, and strengthen capacities to develop a national action plan for sustainable energy provision (7.1, 7.3, 7.a),
- » Create conditions for safe migration and facilitate labour migration to provide migrant workers with opportunities to find jobs abroad with better working conditions and increase remittances (8.8, 10.1, 10.2)
- » Support rural women from vulnerable backgrounds and other women producers to incorporate value-added processing of food and commodities and to 'move up' value chains (5.a, 8.2, 8.3, 10.1, 10.2),
- » Advocate for rural women to have improved access to natural resources, affordable finance, access to services, knowledge, market information, and decent employment opportunities, as well as increased participation in decision-making at all levels,
- » Advocate for greater investments in social infrastructure and the 'care economy' to recognize, reduce and redistribute the burden of unpaid work and enable more women to participate in the economy and in civic and political life (5.4, 5.5),
- » Support a long-term strategy for sustainable industrial development introducing innovative scalable technologies including eco-friendly industrial and agro-industrial parks (9.2).

Vulnerable groups

31. This outcome will respond to:

- » Households living at or near poverty
- » Children from low income households and ethnic minorities
- » Working women and female headed households
- » Young people (15-24), unemployed or not in education, especially in rural areas
- » Persons with disabilities
- » Unpaid family and domestic workers
- » Own-account workers
- » Internal migrant and migrant workers
- » Informal sector workers
- » Rural smallholders living at or near poverty and communities affected by climate change and environmental degradation.

Partners

32. Successful implementation of this outcome will require the contributions of multiple partners, including:
- » The President's Office
 - » The Office of the Prime Minister
 - » The Parliament and its Committees
 - » The Ministries of Finance, Economy, Labour and Social Development, Agriculture, Food industries and Amelioration, Health, and Education and Science and others
 - » The State Agency on Environmental Protection and Forestry
 - » The State Migration Service
 - » National Gender Mechanism of the Government
 - » State committee for industry, energy and sub-soil use
 - » The National Statistical Committee
 - » State Commission on Architecture, construction and Communal Services
 - » The Federation of Trade Unions of Kyrgyzstan, National Confederation of Employers of KR, JIA Business Association, International Business Council, National Alliance of Business Associations (NABA)
 - » SUN Multi-sectoral platform
 - » Kyrgyz CSOs Alliance on nutrition and food security
 - » Women's NGOs.
33. UN system agencies that will contribute to outcome 1 are: FAO, WFP, ILO, ITC, IOM, UNDP, UNESCO, UNCTAD, UNECE, UNIDO, UN Women, UNEP and IAEA.

Priority II.

Good Governance, rule of law, human rights and gender equality

Outcome 2.

By 2022, institutions at all levels are more accountable and inclusive ensuring justice, human rights, gender equality and sustainable peace for all

Links with country priorities and the SDGs

34. Constitutional reform in 2010 and parliamentary elections in 2011 and 2015 have created a more responsive parliamentary system building the foundation for an improved governance system and application of rule of law and human rights. However, public sector effectiveness, efficiency, accountability, and transparency of institutions and processes remain key areas for improvement. To date, citizens' expectations for more transparent, effective basic services have yet to be met, and polls continue to show that corruption, accountability, and economic development are perceived by the citizens as priorities.
35. The outcome is expected to support state efforts to deliver on these expectations, including: more transparent and efficient executive institutions, increased financial responsibility and accountability of state bodies and fair competition, and improved public safety and people's trust in law enforcement bodies³¹. Under this outcome, programme cooperation with UN system agencies will contribute in tangible ways to more inclusive and accountable government, with a stronger more responsive justice system. These are expected to support greater social stability and inclusive economic growth based on international and national commitments on rule of law and human rights. These efforts will also contribute to joint UN-Government efforts to formulate and implement a National Action Plan on the Prevention of Violent extremism.

In line with Government priorities, UN programme support will contribute to efforts to achieve several SDGs³² and targets:

SDG	Target ³³
5. Achieve gender equality and empower all women and girls	5.2 Eliminate all forms of violence against all women and girls in the public and private spheres, including trafficking and sexual and other types of exploitation 5.5 Ensure women's full and effective participation and equal opportunities for leadership at all levels of decision-making in political, economic and public life 5.c Adopt and strengthen sound policies and enforceable legislation for the promotion of gender equality and the empowerment of all women and girls at all levels
10. Reduce inequality within and among countries	10.2 By 2030, empower and promote the social, economic and political inclusion of all, irrespective of age, sex, disability, race, ethnicity, origin, religion or economic or other status 10.3 Ensure equal opportunity and reduce inequalities of outcome, including by eliminating discriminatory laws, policies and practices and promoting appropriate legislation, policies and action in this regard 10.7 Facilitate orderly, safe, regular and responsible migration and mobility of people, including through the implementation of planned and well-managed migration policies
16. Promote peaceful and inclusive societies for sustainable development,	16.1 Significantly reduce all forms of violence and related death rates everywhere

³¹ The Kyrgyz Republic Government Program - Trust and Unity, 2016 (translated from original Russian by Akipress).

³² <https://sustainabledevelopment.un.org/post2015/transformingourworld>, <http://unstats.un.org/sdgs/indicators/indicators-list/>

³³ Indicators and targets will be reviewed and aligned, as appropriate, with the forthcoming NSDS indicator framework.

SDG	Target ³³
provide access to justice for all and build effective, accountable and inclusive institutions at all levels	16.2 End abuse, exploitation, trafficking and all forms of violence against and torture of children 16.3 Promote the rule of law at the national and international levels and ensure equal access to justice for all 16.4 By 2030, significantly reduce illicit financial and arms flows, strengthen the recovery and return of stolen assets and combat all forms of organized crime 16.5 Substantially reduce corruption and bribery in all their forms 16.6 Develop effective, accountable and transparent institutions at all levels 16.7 Ensure responsive, inclusive, participatory and representative decision-making at all levels 16.10 Ensure public access to information and protect fundamental freedoms, in accordance with national legislation and international agreements 16.a.1 Strengthen relevant national institutions for building capacity at all levels... to prevent violence and combat terrorism and crime

Rationale

36. Public sector effectiveness and efficiency, including transparency and accountability of public institutions and their operational procedures are key areas for improvement. Governance and rule of law is an area where the Kyrgyz Republic (KR) requires improvement, with a composite score of 0.47 out of 1 and a country rank of 83 from 113 countries in the 2015 WJP Rule of Law Index³⁴. Governance institutions still face important organizational, financial, and technical capacity gaps. More shall be done to ensure that policy-making and implementation and service delivery are citizen-centred based on full respect of human rights standards and system of public oversight and budget accountability and transparency. Key constraints at both national and local levels include planning and administrative capacities, weak coordination between ministries and departments, fragmented ways of delivering services. A culture of decision-making based on data and evidence has yet to be firmly established for more effective policy monitoring and evaluation.
37. Rule of law and access to justice is high on the government agenda. Various efforts to reform the justice sector, law enforcement bodies, forensic services and the prison system have been initiated to make it more efficient and human rights-compliant. Parliament has approved important legislation to uphold the rule of law, such as the Criminal Code, Criminal Procedure Code, the Criminal Executive Code, the Law on State Guaranteed Free legal Aid, Civil Procedure Code, Administrative Procedure Code, along with other important legislation. While this is an important step forward in advancing rule of law and protecting human rights with particular focus on most vulnerable by applying age and gender-sensitive approaches, the justice sector still needs more efforts to ensure the implementation of the laws along with strengthened judicial actors and human rights institutions. International human rights standards need to be further translated into the national context through implementation of recommendations stemming from all applicable UN human rights mechanisms, including the UPR, treaty bodies and special procedures. Community policing approaches and social partnerships on crime prevention require further institutionalisation. Government peace building efforts over the past five years resulted in increased stability and trust of population in government institutions and reduced conflicts in the cross-border areas. Continuous support, including to prevent violent extremism, is needed to ensure the sustainability of these efforts.
38. State efforts have strived to establish a legal and policy framework for greater inclusiveness in all spheres. The country ranks 67th in the Gender Inequality Index (2014)³⁵ and notable progress has been made to ensure equality between women and men and address gender gaps³⁶. Women play an important role in

³⁴ Scores ranging from 0 to 1 (with 1 indicating strongest adherence to the rule of law). [WJP Rule of Law index](#), 2015

³⁵ The value for 2014 was 0.353 ref to: <http://hdr.undp.org/en/composite/GII>

³⁶ In 2011, the Electoral Law was amended and now specifies a 30 percent quota for either sex on electoral lists

country development; majority of civil society activists and agents of progressive changes at national and local levels are women. However, additional level at political level are needed to address the challenges of gender and ethnic under-representation in public and political life, including in civil service, law enforcement, and judiciary, as well as in political life³⁷, still exists due to structural barriers. There is a need for a more inclusive and gender blind sensitive service provision.

39. Women make a significant contribution to economic, social, and political development. However, they face disadvantages due to deep-rooted gender stereotypes. Domestic violence, violence against women and girls, child marriage, adolescent pregnancy, access to and quality of family planning services, and the economic and social status of rural women, especially young women all need consistent attention and action by government.
40. Ethnic minorities continue to remain significantly under-presented social, economic and political life, in particular in civil service, law enforcement, and judiciary. The need for high level political efforts should be further enhanced.
41. Especially relevant for women and youth facing multiple forms discrimination. Migration also poses number of challenges in ensuring rule of law and protection of the rights of migrants and their family members. More than 90 percent of all human trafficking cases represent trafficking for labour exploitation, while slightly less than 10% of those trafficked were sexually exploited. Men mainly become victims of trafficking for labour exploitation whereas majority of female victims suffer from sexual exploitation. As victims do not trust state protection, many refuse to file charges against their traffickers reducing the likelihood of convictions.

Strategies

42. To respond to these governance and rule of law challenges, programme strategies are closely aligned with those of the Government to strengthen key institutions to be more accountable and inclusive, and to improve the delivery of more effective, efficient, and people-centered services. For each strategy, the numbers in brackets refer to the relevant SDG targets (see above) to which it will contribute.
 - » Reinforce the work of parliamentary and independent oversight mechanisms to improve legislation with stronger links to budget processes and national ME (16.3, 16.5,16.6, 16.7),
 - » Strengthen central and local public administration capacities to implement and monitor existing policies and strategies in a gender-responsive manner (5.2, 5.5, 5.c, 10.2, 10.3,16.3, 16.6, 16.7),
 - » Improve access to information, e-governance and open data platforms and tools, and engage CSOs and the general public in a transparent and inclusive decision-making processes at national and local levels (16.6, 16.7),
 - » Support institutions to foster effective and non-discriminatory basic service provision, ensure accountability for service delivery, and extend state services to remote areas and most vulnerable population (5.5, 5.c, 10.2, 10.3,10.7,16.6),
 - » Enhance access to justice for all and strengthen the justice system to be more human rights-compliant age appropriate and gender sensitive mechanisms and improve inclusive legal aid services. These should focus on women, children, and people with disabilities, and key populations at higher risk to HIV, ethnic minorities and support stronger institutional responses to violence against women and children in line with national and international commitments (5.2, 5.5, 5.c,16.1, 16.2),
 - » Support strengthening the National Human Rights Institutions, including the Ombudsman (all targets),
 - » Enable legal environment and expanded opportunities for volunteerism to strengthen youth inclusion and community participation in sustainable development and governance (all targets),

³⁷ There were 25 women (21%) out of 120 seats in the Parliament in 2012 and now only 16%; in 2012 only 15% of women were in ministerial positions in the Government.

- » Support accountability and reform of law enforcement, strengthen forensic services, improve prison management and promote alternatives to imprisonment and social reintegration of offenders in line with international standards (10.2, 16.3, 16.6, 16.a.1),
- » Strengthen Government efforts to prevent conflicts, crime, and violence and create conditions for a peaceful society, including through a stronger, more unified response to corruption, organised crime, illicit drugs trafficking, radicalisation and violent extremism, irregular migration and trafficking in human beings, (16.1, 16.3, 16.4, 16.6, 16.a.1)
- » Strengthen national and local capacities to mainstream gender equality and women’s empowerment considerations into policy making, planning, and budgeting processes.
- » Build greater awareness amongst rights holders, especially women, children, youth and people with disabilities, about their rights and services (5.5, 10.2, 16.7),
- » Support further development and implementation of planned and well-managed migration policies and bolster asylum systems, including effective prevention and prosecution of human trafficking and smuggling of migrants (5.2, 10.7, 16.2),
- » Improve data quality, collection, reporting, and use, especially for the production and dissemination of internationally comparable statistics , especially sex-disaggregated data, that comply with international standards, including i.a. the United Nations Fundamental Principles of Official Statistics (FPOs) and the International Classification of Crimes for Statistical Purposes (ICCS) (all targets). This includes support to the development of a robust national system of monitoring and evaluation to ensure evidence based policy formulation and state institutions’ accountability.

43. Support from UN system agencies will also focus on efforts by Government to track the progress to implement recommendations from UN human rights mechanisms. This will require investments to establish functioning national human rights institutions (NHRI) and to strengthen the public oversight role of the parliament.

Vulnerable groups

44. This outcome will respond to and situation and needs of:

- » Inhabitants of rural and remote areas,
- » Women (survivors of gender-based violence, rural women, female headed-households, young women),
- » Children living in difficult life circumstances,
- » Youth out of education, training and employment,
- » People living under and or near poverty line,
- » People susceptible to religious radicalization and violence,
- » Older persons,
- » Persons with disabilities,
- » Ethnic minorities, Migrant workers and their families, and Un-registered persons
- » LGBTI,
- » Offenders serving custodial and non-custodial sentences (focus on social reintegration).

Partners

45. Successful implementation will require the contributions of multiple partners, including:

- | | |
|---|---|
| » The President’s Office | » Institute of Ombudsperson |
| » The Office of the Prime Minister | » The National Statistical Committee, |
| » The Parliament and its Committees | » Local Self Governments (LSG), |
| » The Ministries of Finance, Justice, Interior, | » State Personnel Service, |
| Labour and Social Protection, Education, | » Judicial Bodies, including the Prosecutor |
| Health, and other relevant Ministries | General’s Office and Supreme Court, |
| » The State Agency on Local Self Governance | » The Prison Service, |
| and Inter-Ethnic Relations | » State Commission on Religious Affairs, |

- » Professional Organisations and Associations
- » Central Elections Committee
- » State Migration Service
- » Faith-based organizations,
- » Educational and Research Institutions,
- » CSOs and media.

UN system agencies that will contribute to outcome 2 are: OHCHR, UNDP, UNESCO, UNFPA, UNHCR, UNICEF, UNODC, UNV, UN Women, and IOM.

Priority III. Environment, climate change, and disaster risk management

Outcome 3.

By 2022, communities are more resilient to climate and disaster risks and are engaged in sustainable and inclusive natural resource management and risk-informed development

Links with country priorities and the SDGs

46. The outcome will support the Government to improve environmental protection, including through the use of enhanced environmental assessment and ecosystems analysis, and strengthen waste and water resources management, including the provision of rural drinking water and irrigation management³⁸. Under this outcome, programme cooperation with UN system agencies will enable the Government and other partners to find greater balance in the use of ecosystem services and resources, in line with the country's international commitments³⁹. The UN will promote knowledge and awareness about sustainable development and support the government at national and local levels to combat effects of climate change, emergencies, and disasters and strengthen the system for emergency preparedness and disaster risk management.

47. UN programme support will also contribute to Government efforts to achieve several related **SDGs**⁴⁰ and targets:

SDG	Target ⁴¹
2. End hunger, achieve food security and improved nutrition and promote sustainable agriculture	2.4 By 2030, ensure sustainable food production systems and implement resilient agricultural practices that increase productivity and production, that help maintain ecosystems, that strengthen capacity for adaptation to climate change, extreme weather, drought, flooding and other disasters and that progressively improve land and soil quality
3. Ensure healthy lives and promote well-being for all at all ages	3.9 By 2030, substantially reduce the number of deaths and illnesses from hazardous chemicals and air, water and soil pollution and contamination 3.d.1 International health regulations (IHR) capacity and health emergency preparedness

³⁸ The Kyrgyz Republic Government Program - Trust and Unity, 2016 (translated from original Russian by Akipress),21-22.

³⁹ The Kyrgyz Republic is a signatory to the following major MEAs: 1.The UN Basel Convention on the Control of Transboundary Movements of Hazardous Wastes and their Disposal; 2.The Rotterdam Convention United Nations on Prior Informed Consent Procedure for Certain Hazardous Chemicals and Pesticides in International Trade; 3. The UN Convention on Biological Diversity The Cartagena Protocol on Biosafety; 4. The Vienna UN Convention on ozone layer protection; The Montreal protocol; 5. The Ramsar Convention on Wetlands, the UN Convention on Wetlands of International Importance especially as Waterfowl Habitat; 6. Stockholm UN Convention on Persistent Organic Pollutants; 7. The United Nations Framework Convention on Climate Change; The Kyoto protocol; 8. The UNECE Convention on Environmental Impact Assessment in a Transboundary Context; 9. Convention on Transboundary Air Pollution on Long-Range; 10. The Aarhus Convention on access to environmental information and public participation in decision-making and access to justice in environmental matters medium; 11. The UN Convention on International Trade in Endangered Species of Wild Fauna and Flora; 12.The Bonn Convention on the Conservation of Migratory Species of Wild Animals; 13. The Nagoya Protocol on Access to Genetic Resources management and benefit-sharing to the Convention on Biological Diversity.

⁴⁰<http://unstats.un.org/sdgs/indicators/indicators-list/>

⁴¹ Indicators and targets will be reviewed and aligned, as appropriate, with the forthcoming NSDS indicator framework.

SDG	Target ⁴¹
5. Achieve gender equality and empower all women and girls	5.a Undertake reforms to give women equal rights to economic resources, as well as access to ownership and control over land and other forms of property, financial services, inheritance and natural resources, in accordance with national laws
6. Ensure availability and sustainable management of water and sanitation for all	6.4 By 2030, substantially increase water-use efficiency across all sectors and ensure sustainable withdrawals and supply of freshwater to address water scarcity and substantially reduce the number of people suffering from water scarcity 6.5 By 2030, implement integrated water resources management at all levels, including through transboundary cooperation as appropriate
7. Ensure access to affordable, reliable, sustainable and modern energy for all	7.3 By 2030, double the global rate of improvement in energy efficiency 7.a By 2030, enhance international cooperation to facilitate access to clean energy research and technology, including renewable energy, energy efficiency
11. Make cities and human settlements inclusive, safe, resilient and sustainable	11.b By 2020, substantially increase the number of cities and human settlements adopting and implementing integrated policies and plans towards inclusion, resource efficiency, mitigation and adaptation to climate change, resilience to disasters, and develop and implement, in line with the Sendai Framework for Disaster Risk Reduction 2015-2030, holistic disaster risk management at all levels
12. Ensure sustainable consumption and production patterns	12.2 By 2030, achieve the sustainable management and efficient use of natural resources 12.4 By 2020, achieve the environmentally sound management of chemicals and all wastes throughout their life cycle, in accordance with agreed international frameworks, and significantly reduce their release to air, water and soil in order to minimize their adverse impacts on human health and the environment
13. Take urgent action to combat climate change and its impacts	13.1 Strengthen resilience and adaptive capacity to climate-related hazards and natural disasters in all countries 13.2 Integrate climate change measures into national policies, strategies and planning 13.3 Improve education, awareness-raising and human and institutional capacity on climate change mitigation, adaptation, impact reduction and early warning
15. Protect, restore and promote sustainable use of terrestrial ecosystems.. halt and reverse land degradation and biodiversity loss	15.1 By 2020, ensure the conservation, restoration and sustainable use of terrestrial and inland freshwater ecosystems and their services, in particular forests, wetlands, mountains and drylands, in line with obligations under international agreements 15.4 By 2030, ensure the conservation of mountain ecosystems, including their biodiversity, in order to enhance their capacity to provide benefits that are essential for sustainable development 15.9 By 2020, integrate ecosystem and biodiversity values into national and local planning, development processes, poverty reduction strategies and accounts
17. Strengthen the means of implementation and revitalize the Global Partnership for Sustainable Development	17.9 Enhance international support for implementing effective and targeted capacity-building in developing countries to support national plans to implement all the Sustainable Development Goals, including through North-South, South-South and triangular cooperation

Rationale

48. While the Kyrgyz Republic enjoys rich biodiversity, the country faces a number of important challenges in terms of environmental sustainability and protection. Exploitation of natural resources over the past 50 years has made a severe damage to natural ecosystems such as forests, pastures and land thus presenting accumulated risks amalgamated over time. The country's poor are highly dependent on natural resources for their livelihoods and the effects of land and water degradation are evident: an estimated 60% of land is affected by topsoil loss and 6% by salinization. These combined with uncertain land tenure and overall financial insecurity have pushed many smallholders to concentrate their capital in livestock and herds are estimated to be twice that of the carrying capacity of existing pasture lands. Overgrazing and over-use of fragile mountain ecosystems contributes to more frequent natural disasters.

49. Climate change will adversely impact agricultural productivity in the Kyrgyz Republic and is likely to lead to decreased water supply, increase the frequency, magnitude, and intensity of extreme weather events, damage ecosystems, and jeopardize the health of the local populations. Mountainous regions, lowlands, glacier areas, and the country's limited arable lands are all going to be impacted significantly. Understanding these dynamics in the future will be instrumental to supporting the country's adaptation strategies.⁴²
50. With some 92 mining sites containing an estimated 250 m cubic meters of toxic and radioactive waste, the sound institutional⁴³ management, including risk management of industrial waste requires urgent attention. Exposure of people, and the livelihoods on which they rely, to highly toxic and carcinogenic heavy metals and other persistent pollutants is creating long term local development challenges. It also poses significant threats to peoples' health⁴⁴ and contributes to the burden of NCDs. National and local governments lack funds and expertise to carry on such projects and need assistance. In addition, household waste management does not comply with sanitary and environmental standards and poorly managed solid waste and sewerage disposal has led to contamination of land and water resources.
51. The post-Soviet agreements among the five Central Asian republics regulate access to water resources at the regional level. The water supply and sanitation (WSS) infrastructure is between 40 and 50 years old and requires upgrading: it is estimated that over 70% of the nation's water supply network is in need of repair or replacement, which in turn generates risks. The quality of drinking water from this aging system is poorly monitored and often not sufficient and is reported to be below the standards⁴⁵ as such, contributes to the cause of mortality from unsafe water, sanitation and lack of hygiene.
52. Over the past two decades, the frequency and scale of disasters in the KR has been growing⁴⁶. Disasters⁴⁷ have a disproportionate impact on rural livelihoods and the vulnerable. Ongoing population growth and resettlement without risk-considerations further undermine vulnerability of both communities and institutions. And disaster impacts have been largely 'mispriced' at the macro and micro economic levels⁴⁸. The cumulative social, economic, humanitarian and environmental value of disaster impacts may be considerably higher.
53. Existing silo-like disaster management arrangements rely heavily on the specialized emergency management authority. This is not always sufficient to address risks in a system-wide approach. A new multidisciplinary *Risk-Governance and Risk-Informed Development Paradigm* is needed that embeds risk analysis into broader development and governance policies and builds resilience capacities⁴⁹ across

⁴² "Vulnerability, Risk Reduction and Adaptation to Climate Change". World Bank Report, 2011.

⁴³ Legal, operational and financial management

⁴⁴ There are 27 settlements in Kyrgyzstan where close to 100,000 people are in regular contact with persistent and highly toxic pollutants, primarily heavy metals such as uranium, lead, arsenic, cadmium, and mercury.

⁴⁵ Ombudsman's report on human rights and freedoms in 2015, cited from

http://24.kg/obschestvo/32085_v_nekotoryih_regionah_kyrgyzystana_kachestvo_pitevoy_vodyi_ne_sootvetstvuet_standartam/

⁴⁶ Number of disasters occurred in 2001-2010 equals to 2354, while during foregoing 1991-2000 decade, it was 1333 and during the first half of 2011-2020 decade (i.e. 2011-2015) it consists of 1324 events.

⁴⁷ 'Disaster' is an end product of risk-blind decisions & investments and poor planning and do not necessarily limited to weather related hazards only. 'Disaster' is already incurred damage, loss and impact, while 'Risks' are factors that able to both disrupt development progress and inflict significant direct and indirect costs.

⁴⁸ According to estimates of World Bank in Central Asia, the annual direct economic losses alone from natural disasters are estimated in the range of 1.0 - 1.5% of GDP. The losses are likely to grow symmetrically and exponentially over time with GDP.

⁴⁹ Resilience capacities: adaptive, anticipatory and absorptive capacities to stresses and shocks. 'Resilience' is an inherent as well as acquired condition achieved by managing risks over time at individual, household, community and societal levels in ways that minimize costs, build capacity to manage and sustain development momentum, and maximize transformative potential. "Risk-Governance" and "Risk-informed development" Paradigm has also been explicitly defined in SDGs and the Sendai Framework.

sectors. For example, a recent survey⁵⁰ revealed that 85% of education facilities have poor structural safety, exposing an estimated 1 million children to disaster risks.

54. Development and approval of the national disaster risk reduction strategy will help to strengthen disaster preparedness and response, including capacities for the implementation of international health regulations (IHR) to detect, assess, notify, report and respond to public health emergencies of international concern. As identified in the UN second Environmental Performance Review of Kyrgyzstan⁵¹, planning, implementation and financing of environmental policies, integration of environmental concerns into economic sectors, in particular the sustainable management and protection of water resources, land and biodiversity as well as land management protection and spatial planning are still representing the challenges to be addressed by the Government.
55. Environmental degradation, climate change, and associated disaster impacts have different and disproportionate impacts on the lives of women and girls. Gender inequalities increase their vulnerability and hinder access to information and resources to help reduce their risks. National policy-making has not adequately addressed gender inequalities in environmental management and disaster risk management and recovery actions. The potential role of women and girls is overlooked despite the fact that they are key actors in the food system and can be powerful leaders and agents of change in the transition to climate resilient agricultural production and risk-aware community development interventions.

Strategies

56. In line with the cross-sectoral linkages in SDGs, the overall programme strategy will build institutional capacity, data, and knowledge to integrate environment, climate, and disaster risk considerations more fully into country policies and plans at central and local levels. For each strategy, the numbers in brackets refer to the relevant SDG targets (see above) to which it will contribute.
- » Support implementation of environment policies and strengthen the conservation and sustainable use of natural resources including through improving interagency cooperation and coordination, enhancing protected area management, supporting educational and training activities on all levels, (2.4, 6.4, 6.5, 12.2, 13.2, 15.1, 15.9, 17.9),
 - » Strengthen the formulation of local action plans to address ecosystems and land degradation deforestation, and enhance capacities for sustainable forest management (12.2, 12.4, 13.1, 13.2, 15.1, 15.9),
 - » Support a national action plan for sustainable energy and strengthen national capacities to adopt clean, renewable and alternative energy technologies (7.3, 7.a, 11.b),
 - » Support in implementation of strategic documents in the field of environmental protection and climate change, conservation of biodiversity, wetlands, biological and chemical safety (2.4, 6.4, 6.5, 12.2, 13.2, 15.1, 15.9, 17.9)
 - » Strengthen formulation of evidence-based policies for sustainable housing and urban development (7.3, 7.a, 11.b),
 - » Assist the Government to shift the focus of existing national disaster policies and practices from post-disaster management to risk-informed development⁵² (2.4, 6.5, 11.b, 13.1, 13.3),
 - » Strengthen national capacities to implement International Health Regulations (IHR) and improve preparedness for health emergencies, (3.9, 3.d.1, 13.1),
 - » Support targeted disaster risk reduction plans in vulnerable communities to help people adapt to fragile ecosystems, climate change, and man-made and natural disasters, (11.b, 13.1, 13.2, 13.3),
 - » Encourage equal participation of both men and women in natural resource management and promote gender-responsive policymaking, monitoring and evaluation for policy and programmes

⁵⁰ School Safety Assessment was held in 2011 – 2014 by the Ministry of Education and Science, Ministry of Emergency Situations, State Agency for Architecture, Construction and Communal Services of the Kyrgyz Republic with technical support of UNICEF and financial support of USAID.

⁵¹ <http://www.unece.org/environmental-policy/environmental-performance-reviews/enveprpublications/environmental-performance-reviews/2009/2nd-environmental-performance-review-of-kyrgyzstan/docs.html>

⁵² UNDAF Evaluation

related to environmental management, climate change, and disaster risk reduction policy and programmes, (5.a, 11.b, 13.1, 13.2, 13.3),

- » Develop policy measures to ensure women's access to land ownership and other forms of property including issues related with inheritance (5.a),
- » Integrate gender considerations into vulnerability mapping, risk and capacity assessments, (5.a, 13.1, 13.3, 13.3)
- » Ensure that community-based NRM and disaster risk reduction initiatives require women's participation and leadership, (2.4, 5.a, 12.2),
- » Strengthen Government efforts to collect and use sex- and age-disaggregated data for evidence-based and inclusive decision-making (all targets),
- » Support the Government to fulfil its international monitoring and reporting commitments to Multilateral Environmental Agreements (MEAs), especially monitoring, reporting and verification (all targets).

Vulnerable groups

57. This outcome will respond to:

- » Households, including farming households, living at or near poverty
- » Female headed households
- » Children living in disaster prone areas
- » Communities especially affected by climate change, severe disaster risks, and environmental degradation⁵³
- » Internally displaced environmental migrants.

Partners

58. Successful implementation of this outcome will require the contributions of multiple partners:

- | | |
|--|--|
| » The President's Office | » Department of development of drinking water supply and sanitation under the State Agency on architecture, construction and communal services of the KR |
| » The Office of the Prime Minister | » Private sector employers in the resource extraction sector and workers organizations |
| » The Parliament and its Environment and Emergencies committee | » Farmers' organizations |
| » The Ministries of Finance, Economy, Agriculture, Health, Education and Science, Labor and Social Development and Emergencies | » NGOs |
| » The State Agency on Environmental Protection and Forestry | » Rural Advisory Services |
| » The National Statistical Committee, | » Academic Institutions |

UN Agencies that will contribute to outcome 3 are: FAO, UNDP, UNESCO, UNICEF, UN Women, WHO, WFP, UNEP, UNECE, IAEA, UN OCHA, UNISDR and UNFPA.

Priority IV. Social Protection, health, and education

Outcome 4.

By 2022, social protection, health and education systems are more effective and inclusive, and provide quality services

⁵³ All other categories of vulnerable groups such as people living in remote disaster prone areas (rural and mountainous areas), women and children living in remote areas, disabled, elderly people and ethnic minorities are included in communities especially affected by climate change and environmental degradation

Links with country priorities and the SDGs

59. As per the Constitution of Kyrgyz Republic Everyone has the right to education, to health and guaranteed social security in old age, sickness and disability, and loss of a breadwinner (articles 45, 47 and 53). The outcome will support the Government to achieve the national programme priority to improve the quality and availability of social protection services and cash transfer programs, health and education services, including efforts to:

- » Strengthen access to and quality of health care systems, promote healthy lifestyles, health education, and protect mothers and children, victims of human trafficking;
- » Increase preschool education coverage, strengthen education financing system, school meals, and include children and young people with disabilities in high-quality education services; and
- » Protect the social rights of children, especially during the early years, prevent family separation, reduce child poverty rate, gap and severity.

60. Under this outcome, programme cooperation with UN system agencies will provide access to good practice global policies and models, expertise and support for the implementation of international norms and standards, and will promote new skills, and more inclusive systems and ways of working that can help to expand the quality of basic services and reach vulnerable groups.

61. UN programme support will also contribute to Government efforts to achieve several **SDGs**⁵⁴ and targets with particular focus on the following:

SDG	Target ⁵⁵
1. End poverty in all its forms everywhere	1.3 Implement nationally appropriate social protection systems and measures for all, including floors, and by 2030 achieve substantial coverage of the poor and the vulnerable
3. Ensure healthy lives and promote well-being for all at all ages	3.1 By 2030, reduce the global maternal mortality ratio to less than 70 per 100,000 live births 3.2 By 2030, end preventable deaths of newborns and children under 5 years of age, with all countries aiming to reduce neonatal mortality to at least as low as 12 per 1,000 live births and under-5 mortality to at least as low as 25 per 1,000 live births 3.3 By 2030, end the epidemics of AIDS, tuberculosis, malaria and neglected tropical diseases and combat hepatitis, water-borne diseases, other communicable diseases 3.4 By 2030, reduce by one third premature mortality from non-communicable diseases through prevention and treatment and promote mental health and well-being 3.6 By 2020, halve the number of global deaths and injuries from road traffic accidents 3.7 By 2030, ensure universal access to sexual and reproductive health-care services, including for family planning, information and education, and the integration of reproductive health into national strategies and programmes 3.8 Achieve universal health coverage, including financial risk protection, access to quality essential health-care services 3.a Strengthen the implementation of World Health Organization Framework Convention on Tobacco Control in all countries as appropriate 3.b Support the research and development of vaccines and medicines for communicable and non-communicable diseases., provide access to affordable essential medicines and vaccines, in accordance with the Doha Declaration on the TRIPS Agreement and Public Health

⁵⁴<https://sustainabledevelopment.un.org/post2015/transformingourworld>, <http://unstats.un.org/sdgs/indicators/indicators-list/>

⁵⁵ Indicators and targets will be reviewed and aligned, as appropriate, with the forthcoming NSDS indicator framework.

SDG	Target ⁵⁵
	3.c Substantially increase health financing and the recruitment, development, training and retention of the health workforce in developing countries...
4. Ensure inclusive and equitable quality education and promote lifelong learning opportunities for all	4.1 By 2030, ensure that all girls and boys complete free, equitable and quality primary and secondary education leading to relevant and effective learning outcomes 4.2 By 2030, ensure that all girls and boys have access to quality early childhood development, care and pre-primary education so that they are ready for primary education 4.5 By 2030, eliminate gender disparities in education and ensure equal access to all levels of education and vocational training for the vulnerable, including persons with disabilities, indigenous peoples and children in vulnerable situations
5. Achieve gender equality and empower all women and girls	5.1 End all forms of discrimination against all women and girls everywhere 5.2 Eliminate all forms of violence against all women and girls in the public and private spheres, including trafficking and sexual and other types of exploitation 5.4. Recognize and value unpaid care and domestic work through the provision of public services, infrastructure and social protection policies and the promotion of shared responsibility within the household and the family as nationally appropriate 5.6. Ensure universal access to sexual and reproductive health and reproductive rights as agreed in accordance with the Programme of Action of the International Conference on Population and Development and the Beijing Platform for Action and the outcome documents of their review conferences
8. Promote inclusive, sustainable economic growth, full and productive employment and decent work for all	Target 8.7. Take immediate and effective measures to eradicate forced labour, end modern slavery and human trafficking and secure the prohibition and elimination of the worst forms of child labour.
10. Reduce inequality within and among countries	10.4 Adopt policies, especially fiscal, wage and social protection policies, and progressively achieve greater equality 10.7 Facilitate orderly, safe, regular and responsible migration and mobility of people, including through the implementation of planned and well-managed migration policies

Rationale

Health

62. A long-term and consistent approach to improve health services delivery has led to gradual improvements in the health status of the population. From 2011 to 2015, life expectancy increased by more than one year for both women and men, infant mortality rates fell below 20 per 1,000 live births, and mortality from tuberculosis (TB) fell below 100 per 100,000 persons. From the previous Soviet-style system, the objectives, institutions, areas of focus, service coverage and means of pooling resources and purchasing of health care services have undergone major changes. Reforms include: a Mandatory Health Insurance Fund (MHIF) that purchases services through a single payer system; an increased focus on primary health care and family medicine accompanied by a rationalization of hospitals; and provision of defined services guaranteed under the State-Guaranteed Benefit Package (SGBP). Country has prioritized health where Government expenditure on health has been maintained at 13% of total government expenditure.
63. Despite these achievements, there are many health areas that continue to be a matter of concern. Maternal mortality neonatal mortality and family planning remain pressing challenges and the reproductive rights of women appear to be under threat, especially among the rural population and younger women. Children in life-threatening situations lack access to quality integrated services at the primary and secondary levels of the health system. HIV infection is still growing in the country, affecting more women and young people. Non-communicable diseases (NCDs) are reaching epidemic levels in

Kyrgyzstan with 80% of all deaths attributable to cardiovascular, cancer, diabetes and chronic respiratory diseases. NCDs, including risk factors such as tobacco use, poor nutrition, limited physical activity, but also accidents and mental health disorders are the main causes of disability, reduced incomes, and high household expenditures. These have contributed to surging health care costs are increased demands for social care and welfare support. Interventions on the risk factors for NCDs are not achieving the expected results. Effective implementation of actions to reduce NCD risk factors, requires a whole-of-government and whole-of-society approach. There is a need to strengthen coordination and accountability for an inter-sectoral and intra-sectoral response, as well action at local level.

64. There are significant barriers in access to health services for vulnerable groups who are almost completely deprived of access to health services. Health services continue to be costly for community and patients: out-of-pocket payments include official and informal co-payments for services and expenses for medicines. Current service delivery network is fragmented, inefficient and does not respond to population needs, as well requires investments, modernization and innovation, starting from primary care. Over past years the availability of nurses and doctors has become limited, especially in remote areas. The considerable steps towards Universal Health Coverage are expected to achieve SDG goals.

Social Protection

65. The KR has a range of social protection and social insurance schemes⁵⁶ whose cost exceeds 10 per cent of GDP and benefits about 1 in 5 of the population. Although a significant amount of GDP is spent on the social sphere, social assistance directly addressing poverty is limited in terms of both coverage and value, constituting only 0.5 per cent of GDP. In the last several years the government worked on increase of the poverty-targeted benefit size, however, the increase was accompanied by reduction in the number of the beneficiaries.
66. The social services system is under-performing and not based on the needs of the population despite the prioritisation of different vulnerable groups: poor families with children, children without parental care, children and adults with disabilities, working children, and the elder. Community-based non-residential and mainstreamed services, in addition to the national school meals programme and productive safety net measures such as paid public works, trainings, and microcredit schemes, should be expanded and enhanced. Some vulnerable groups are excluded from service delivery such as children or families of migrant workers, victims of human trafficking, despite provision in law of shelter, medical and psychological support, as well as social reintegration. Current services are largely focused on response and rely on the old fashioned and ineffective residential services. A very few community-based ones are unsustainable due to the gaps and clarity on their financing. Gender inequalities in labour market participation, horizontal and vertical segregation, and concentration of women in informal sectors of employment result in high gaps in the social security coverage.
67. Further enhancement of social protection standards are needed, based on international norms and best practices, to shift the positioning of social protection policy from an expenditure burden to a strategic public investment⁵⁷. Decent work policies and programmes can help to establish social protection floors for health care and income security for vulnerable groups. Example of such programmes or policies are employment programmes to formalize informal sector work, especially for women, and the extension of maternity protection benefits.
68. Kyrgyzstan is a country of origin for human trafficking due to poor socio-economic situation in the country, unemployment and people's poor awareness about their rights. The Kyrgyz Ministry of Interior

⁵⁶ The key components include pensions, monthly benefit for poor families with children (MBPF), monthly social benefit (MSB), and many small programmes funded from both central and local budgets.

⁵⁷ The Impact of Public Investment in Social Care Services on Employment, Gender Equality, and Poverty: The Turkish Case. İPEK ILKKARACAN, KIJONG KIM, and TOLGA KAYA. August 2015

reported a total of 247 investigations during the period of 2002-2015. The Supreme Court of the Kyrgyz Republic reported 54 court proceedings within period 2010-2014. The country lacks national standards on social protection and rehabilitation of victims of human trafficking (VoTs), despite legal provisions for social protection and rehabilitation⁵⁸. Due to the migration of the parents, many children are left behind in the care of extended families or being without parental care. This is a cause for concern in terms of limited social protection and increased risk of offending and victimization. Cooperation efforts are needed to increase access to safe shelter, medical and psychological support, as well as social reintegration, and to strengthen counter-trafficking efforts.

Education

69. The country maintains close to universal access to primary and basic secondary education. Despite the introduction of a universal one-year school preparatory programme, access to early childhood development and education programmes for children under 5 is still low at 23% and only 6% in rural areas. Access for children with physical and mental disabilities is inadequate which affects the ability of caregivers, especially mothers, to work. There is strong evidence that combined early childhood interventions in the areas of education, care and nutrition, are significant measures to improve the lives of young children and future employability⁵⁹.
70. While the net enrolment and net attendance rates are high for primary education, net attendance is lower for upper secondary education (59% for boys and 56% for girls.) Out of school children (OOSC) or those at risk of dropout come from socially vulnerable families (working children, children with disabilities, of migrant families), and 33% of school children combine study and work that jeopardize their health and development⁶⁰. The quality of education is still a challenge with over 60% of students performing below established standards and very poor performance in mathematics⁶¹. Moreover, accessibility, quality and safety of school meal, WASH facilities and school building in general are not protective of children's health and conducive for quality learning.
71. Young people experience the highest unemployment and informal employment rates, and do not have adequate access to quality health and education services. Poor functional literacy, high migration, and unemployment all contribute to the vulnerability of young people, including their susceptibility to criminal behaviour and violent extremism. Special emphasis will be put on increasing the coverage and quality of education, providing life skills and global citizenship education, and improving monitoring and evaluation systems.

Strategies

72. To respond to these challenges, programme cooperation by UN system agencies and the Government will employ the following programme strategies. For each strategy, the numbers in brackets refer to the relevant SDG targets (see above) to which it will contribute.

73. **Stronger health systems and care for Universal Health Coverage**

1. *Strengthen health system performance (1.3, all SDG3 targets, 5.1, 5.6,10.4)*
 - » Support policy, budgeting, design of health financing arrangements and service delivery efforts to move towards universal health coverage,
 - » Support improving the governance arrangements and national capacities to lead and manage national health strategies and programs,

⁵⁸ Special report on the results of monitoring and evaluation of the implementation of the Law of the Kyrgyz Republic "On Preventing and Combating Trafficking in Persons", 2015, Committee on Social Policy of the Jogorku Kenesh of the Kyrgyz Republic, 2015.

⁵⁹ *ibid*

⁶⁰ National Statistical Committee "Working children. National Child labour Survey 2014-2015".

⁶¹ There is also significant inequality in education performance: girls are doing much better than boys, children attending school in Bishkek outperform schoolchildren from rural areas, students from schools with Russian language of instruction have better results than students who attend schools with Kyrgyz or Uzbek instruction language. CCA, 77.

- » Strengthen the coordinated service delivery model with primary health care at the centre and including quality assurance and improvement, evidence based care, access to essential medicines and consumables, and access to basic services such as safe water, sanitation and hygiene.
 - » Improve health information systems (including data, information, analysis and dissemination), health statistics and data quality, including surveillance of communicable and non-communicable, and
 - » Promote inter-sectoral policy dialogue to target bottlenecks in implementation at municipal and community levels.
2. *Healthy start including health status of women and generation 0-28 (newborn, child, adolescent, victims of human trafficking and young people (all SDG3 targets, 5.1, 5.2, 5.6)*
- » Under the framework of the Kyrgyz Government Programme priorities and the UN Secretary General's Strategy for Maternal, Newborn, Child and Adolescent Health (2015-2030), strengthen quality and increase availability of integrated package of gender responsive health services: family planning, maternal health, newborns, children and adolescents, victims of human trafficking.
 - » Policies, regulation and practices support healthy lifestyle behaviors (e.g. improve maternal nutrition and breastfeeding, address marketing unhealthy food to children, ensure healthy environment),
 - » Support evidence based interventions into clinical practice to ensure quality services and promote availability and access to services including immunization,
 - » Address the problems of drug use through evidence based prevention strategies addressing schools, families, workplace and the community and increase the quality, availability and access to services for people affected by drug use disorders, including prisoners,
 - » Promote greater inclusion and access to services by addressing socio-cultural determinants including gender and ethnic stereotypes, and
 - » Particular attention will be given to children and young people, people living with HIV and key populations at higher risk.
3. *A comprehensive, whole government approach to ensure policy coherence and mutual accountability for the prevention and control of non-communicable diseases (3.4, 3.6, 3.8, 3.a, 3.b)*
- » Assist the Government and other partners to strengthen joint efforts to better control main risk factors (smoking, unhealthy diet, high salt consumption, low physical activity, harmful use of alcohol), and comprehensive tobacco control measures, defined by the Framework Convention on Tobacco control (FCTC). Support policies to set incentives for healthy,
 - » Support the capacity development of public and private sector to manage NCDs, promote healthy life styles among the population and community for healthy choices, and sharing evidence based information,
 - » Support policies to ensure availability of the affordable basic technologies and essential medicines, including generics, required to treat major noncommunicable diseases in both public and private facilities,
 - » Improve road safety policies, legislation and dialogue for improvement of infrastructure.
 - » Advocacy and promotion of a healthy lifestyle among the population for healthy choices; dissemination of evidence based information.

74. Effective social protection

4. Enhance the effectiveness of social protection systems and measures to reach more of the poor and vulnerable (1.3, 3.8, 4.5, 5.6, 8.7, 10.4, 10.7)

- » Strengthen policy, budgetary frameworks and monitoring system at the national and local levels to support improved investment in poverty reduction actions,

- » Support Government efforts to build a system to track public allocations for pro-poor, gender and age sensitive programmes,
- » Enhance outreach to the most vulnerable, detecting and addressing vulnerabilities through social and economic case management and strengthening family support and alternative care system,
- » Improve coverage and effectiveness of poverty-targeted social assistance,
- » Enhance social service system planning and delivery for the most vulnerable: existing and emerging groups,
- » Introduce productive social services and other pro-active support schemes such as trainings, paid public works, microcredits etc., to cover not only registered unemployed, but all poor and vulnerable families,
- » Promote public policies and provision of public services and social protection measures that support unpaid care (childcare, elderly care, care of the sick and disabled) and reduce the time burdens on women and girls (water, energy use) to facilitate their entry into employment,
- » Enhance social protection standardization based on international norms and best practices, including through introduction of social protection floors,
- » Improve coordination with other sectors as to better address multiple deprivations.

75. Quality, inclusive education

5. Increase preschool coverage (4.1, 4.2, 4.5, 5.1)

- » Support enhanced systems and institutional capacities to provide quality education beginning with early childhood development and education,
- » Promote effective and responsive care of the young child by the primary caregiver, family and community,
- » Develop and apply quality assurance and monitoring frameworks for early childhood education, including the application of Early Learning Development Standards.

6. Improve access and quality of primary and secondary education (4.1, 4.2, 4.5, 5.1)

- » Support sustainable access to quality learning for the most vulnerable children and adolescents,
- » Contribute to establishment of favorable learning environment for children in pre-schools and schools, including the provision of school meals, through existing Government programmes,
- » Strengthen decision-making and budgeting with:
 - Stronger monitoring of child-friendly, inclusive, gender-sensitive education, including learning achievements; and
 - Capacity development to operationalize a national Education Management Information System (EMIS) to provide useful and timely information on service coverage and bottlenecks,
- » Support second chance education programmes for out-of-school children,
- » Strengthen student learning assessments to ensure alignment with newly revised competency-based curriculum and to inform education system policy reforms
- » Introduce education for sustainable development and support integration of peace, tolerance, and global citizenship education into the formal and non-formal curriculum,
- » Advocate for national scale up of multilingual and multicultural education means.

7. Empowerment of young people (1.3, 3.8, 4.1, 5.1, 5.2, 5.6, 8.7)

- » Strengthen the collection and analysis of data on young people who are not in employment, education, or training (NEET) and support the Government to develop strategies to respond to the most vulnerable young people,
- » Support the Government to design, implement, and monitor youth policies,
- » Promote youth leadership and empowerment through formal and non-formal education, which will lead to involvement of young people as agents for change in their communities,
- » Improve wellbeing of young people, in particular young girls, by strengthening youth friendly health services, integration of life skills based education into formal and non-formal education, and support gender sensitive youth policies and strategies.

- » Ensure young victims of human trafficking have systemized access to vocational education and training to prevent re-victimization, and
- » Enhance non-formal education to support young people in difficult life circumstances to connect to education and employment opportunities.

Vulnerable groups

76. This outcome will respond to:

- » Households living at or near poverty
- » Children in difficult life situation (as defined in the Code of the Kyrgyz Republic on Children), including children living in poverty, out of school, ethnic minorities
- » Vulnerable women and girls (*unregistered and child marriages, victims of violence*)
- » Young people (15-24), unemployed or not in education
- » Children and young people with disabilities
- » Older persons
- » Vulnerable migrants and their families, including victims of human trafficking
- » Informal sector workers
- » Stateless people, refugees
- » Key populations at higher risk to HIV infection, including LGBT persons and people living with HIV
- » Persons affected by drug use, with special focus toward vulnerable groups such as children, pregnant women, women who inject drugs, their families, and populations in closed settings, such as prisoners. People suffering chronic diseases and need constant care or medication

Partners

77. Successful implementation of this outcome will require the efforts of multiple partners, including:

- | | |
|--|---|
| <ul style="list-style-type: none"> » The President's Office » The Office of the Prime Minister and coordination councils » The Parliament and its Committees » The Ministries of Health, Education and Science, Finance, Labour and Social Development, Justice, Interior, Economy, , Internal Affairs, Agriculture, Transport, and other line ministries and state committees » The State Agencies for Youth, Physical Culture and Sports, and Local Self Governance and Inter-Ethnic Relations » National Institute for Strategic Studies » The National Statistical Committee, » Local Self Governments (LSG) | <ul style="list-style-type: none"> » Mandatory Health Insurance Fund » Ombudsman's Office » Professional Associations and CSOs working on GEWE issues » Schools and kindergartens » Oblast and rayon level coordination structures, Health networks, Village Health Committees, Religious leaders » Federation of Trade Unions » Private sector: Confederation of Employers, JIA Business Association, National Alliance of Business Associations » Civil society organizations » Development partners » Regional treaty organizations (e.g. EA, EU, NIS) |
|--|---|

UN Agencies that will contribute to outcome 4 are: FAO, IAEA, ILO, IOM, UNAIDS, UNDP, UNFPA, UNICEF, UNODC, UN Women, WFP, WHO, UNESCO

2.3 Assumptions and Risks

Across all outcomes, the major assumptions and risks are:

78. Assumptions

- » The NSDS, 2018-2022 is approved by Parliament, fully funded, and under implementation, especially for sectors and themes related to UNDAF results and strategies,

- » There is ongoing political commitment to reach out to the margins of Kyrgyz society and deliver inclusive, responsive services to vulnerable groups⁶².
- » There is continued high prioritization of domestic funding for the social sector

79. Risks

The major risks identified for the programme period include:

- » Limited inter-sectoral links in policy and programme implementation especially between the human services sectors and the finance and macroeconomic ones,
- » Ongoing ethnic tensions in parts of *Osh* and *Jalalabad* regions,
- » Ongoing contraction in real GDP growth, due to recession in Russia and constraints in gold production, may constrain funding for health, education, social and economic programmes,
- » High dependence from donor assistance and slow move toward domestic financing.

80. The risk management strategy involves:

1. Stronger, more sustained cross-sectoral policy and programme coordination, led by the Strategic Coordination Committee and UNCT, to ensure that the synergies between the UNDAF outcomes and with SDG-related country priorities are achieved and data and evidence are being used to influence policy processes, especially in the finance and macro-economic sectors.
2. Intensive efforts to operationalize *existing* GoK policies, strategies and service delivery frameworks and build new capacities for effective, cross-sectoral approaches at local levels, with a focus on vulnerable groups and under-served areas of the country where people are experiencing multiple deprivations.
3. Consistent, impartial advocacy and policy dialogue, based on the SDGs, to strengthen links between the key implementing ministries and UN system agencies,
4. Responding to the weaker fiscal situation by demonstrating cost-effective models and options to sustain and improve the quality and coverage of essential services, within existing budgetary constraints.
5. Achievement of the UNDAF outcomes will require a concerted resource mobilization strategy driven jointly by the SCC and UNCT. This will explore and promote government cost-sharing and stronger partnerships with the private sector, including individual donors and corporate partners, to address funding gaps for the planned outcomes, and related programmes and projects.

3. Common budget framework

3.1 Resource requirements

81. This budget provides the Government, the UN system agencies, and bilateral and multi-lateral development partners and donors with an overview of the required and available resources to support implementation of planned outcomes and any funding gaps. It is a basis for joint mobilisation of resources and contributes to better delivery of development cooperation by the Government and UN system agencies.
82. Sources of funding from UN Agencies include regular, or core resources and other, or non-core resources that UN Agencies are able to mobilize on the strength of the expected results and strategies. Budgets are indicative and may be subject to changes by the governing bodies of UN Agencies and by internal management decisions. Regular and other resources are exclusive of funding received in response to emergency appeals.

⁶² See: NSDS, 2013-2017. 13,25,37,40,44; and The Kyrgyz Republic Government Program - Trust and Unity, 2016. 17-19.

83. Full implementation of the UNDAF will require an estimated total of USD 221,171 mln. This includes the committed USD 74,742 mln from core and non-core resources. The estimated funding gap is USD 144,877 mln. This will need to be mobilized over the period of the UNDAF. The overall resource requirements are summarized below:

Table: UNDAF Resource Requirements by Outcome (2018-2022) ⁶³

Government of Kyrgyz Republic-United Nations Development Assistance Framework [2018-2022]				
Outcomes	Agencies	Common Budget Framework (221,171 mln USD)		
		Total [A]	Projected available [B]	To mobilize [A-B]
Outcome 1. By 2022, inclusive and sustainable economic growth is increased through agricultural, industrial and rural development, decent work, improved livelihoods, food security and nutrition	WFP	\$31,500	\$4,000	\$27,500
	UNDP	\$17,700	\$5,200	\$12,500
	UNIDO	\$2,100	\$1,000	\$1,100
	ILO	\$1,200	\$300	\$900
	ITC	\$3,000	\$30	2,970
	FAO	\$5,000	\$4,000	\$1,000
	UNICEF	\$2,500	\$1,500	\$1,000
	UN Women	\$1,650	\$150	\$1,500
	IOM	\$139	\$64	\$75
	UNESCO	\$370	\$270	\$100
	UNCTAD	\$1,500	\$100	\$1,400
	UNECE	\$150	0	0
	UNEP	\$1000	\$500	\$500
	TOTAL	\$67,809	\$17,114	\$50,545
Outcome 2. By 2022, institutions at all levels are more accountable and inclusive ensuring justice, human rights, gender equality and sustainable peace for all	UNDP	\$26,863	\$10,000	\$16,863
	UN Women	\$7,000	\$1,400	\$5,600
	OHCHR	\$5,700	\$3,200	\$2,500
	UNICEF	\$4,500	\$3,000	\$1,500
	IOM	\$1,360	\$1,200	\$160
	UNHCR	\$1,000	\$700	\$300
	UNODC	\$11,500	\$5,000	\$6,500
	UNESCO	\$567	\$258	\$308
	UNV	\$215	\$15	\$200
		TOTAL	\$47,205	\$19,773
Outcome 3. By 2022, communities are more resilient to climate and disaster risks	WFP*	\$11,000	\$0	\$11,000
	UN WOMEN	\$1,100	\$200	\$900
	UNICEF	\$2,500	\$1,500	\$1,000

⁶³ These figures are indicative only and will depend on the availability of regular and other resources from UN Agencies and contributions from donors.

Government of Kyrgyz Republic-United Nations Development Assistance Framework [2018-2022]				
Outcomes	Agencies	Common Budget Framework (221,171 mIn USD)		
		Total [A]	Projected available [B]	To mobilize [A-B]
and are engaged in sustainable and inclusive natural resource management and risk-informed development	UNESCO	\$1,230	\$230	\$1,000
	FAO	\$13,000	\$3,000	\$10,000
	UNDP	\$31,856	\$10,855	\$20,000
	UNECE	\$400		
	UNEP	\$500	\$200	\$300
	UNIDO	\$300	\$100	\$200
	WHO	\$1,000	\$200	\$800
	TOTAL	\$62,886	\$16,285	\$45,200
Outcome 4. By 2022, social protection, health and education systems are more effective and inclusive, and provide quality services	FAO	\$800	\$800	\$0
	ILO	\$450	\$250	\$200
	IOM	\$500	\$300	\$200
	UNAIDS	\$2,800	\$2,000	\$800
	UNDP	\$560	\$560	\$0
	UNESCO	\$760	\$260	\$500
	UNFPA	\$4,800	\$3,600	\$1,200
	UNICEF	\$12,700	\$10,200	\$2,500
	WFP	\$11,001	\$0	\$11,001
	WHO	\$8,600	\$3,500	\$5,100
	UNODC	\$300	\$100	\$200
	TOTAL	\$43,271	\$21,570	\$21,701
GRAND TOTAL		\$221,171	\$74,742	\$144,877

3.2 Resources and resource mobilisation strategy

84. The UN system agencies will provide support for the development and implementation of activities within the UNDAF, which may include technical support, cash assistance, supplies, commodities and equipment, procurement services, transport, funds for advocacy, research and studies, consultancies, programme development, implementation, monitoring and evaluation, training activities, and staff support. Part of the UN system agencies' support may be provided to non-governmental and civil society organizations as agreed within the framework of the individual work plans and project documents.
85. Additional support may include access to UN organization-managed global information systems, the network of the UN system agencies' country offices and specialized information systems, including rosters of consultants and providers of development services, and access to the support provided by the network of UN specialized agencies, funds, and programmes.
86. The UN system agencies shall appoint staff and consultants for programme development, programme support, technical assistance, as well as monitoring and evaluation activities.
87. Subject to annual reviews and progress in implementation, the funds of UN system agencies are distributed by calendar year and in accordance with this UNDAF. These budgets will be reviewed and further detailed in the work plans. By mutual consent between the Government and the UN system

agencies, funds not earmarked by donors to the UN system agencies for specific activities may be re-allocated to other programmatically equally worthwhile activities.

88. The Government and UN system agencies will jointly develop a resource mobilization strategy to reduce the funding gaps. The strategy will include both joint and individual UN system agency fundraising initiatives. It will provide responsibilities and guiding principles, mechanisms for fund-raising, indicators, and reporting arrangements.

Cash Transfers⁶⁴

89. In case of direct cash transfer or reimbursement, the UN system agencies shall notify the Implementing Partner of the amount approved by the UN system agencies and shall disburse funds to the Implementing Partner in 5 working days.
90. In case of direct payment to vendors or third parties for obligations incurred by the Implementing Partners on the basis of requests signed by the designated official of the Implementing Partner; or to vendors or third parties for obligations incurred by the UN system agencies in support of activities agreed with Implementing Partners, the UN system agencies shall proceed with the payment within 5 working days.
91. The UN system agencies shall not have any direct liability under the contractual arrangements concluded between the Implementing Partner and a third party vendor. Where the UN system agencies and other UN system agency provide cash to the same Implementing Partner, programme monitoring, financial monitoring and auditing will be undertaken jointly or coordinated with those UN system agencies.

⁶⁴ The Harmonized Approach to Cash Transfers (HACT) is mandatory for UNDP, UNFPA, UNICEF, and WFP.

4. Management and accountability

92. This UNDAF enables more efficient and effective coordination and delivery of UN assistance. The management arrangements will ensure that support from UN system agencies for the achievement of the outcomes is delivered in a coherent way that enhances joint programming, reduces duplication, and ensures a convergence of support in targeted areas and for vulnerable groups. All participating UN system agencies have aligned their programming processes with this UNDAF. The UNDAF priorities and outcomes are the basis for the development of programme documents by UN system agencies.
93. The UNDAF is implemented under the overall guidance of a Strategic Coordination Committee (SCC). Government Ministries, NGOs, INGOs and UN system agencies will implement programme activities.
94. The UNDAF is made operational through the development of joint work plans (JWPs)⁶⁵ and/or agency-specific work plans and project documents, as necessary, which describe the specific results to be achieved and will form an agreement between the UN system agencies and each implementing partner, as necessary, on the use of resources. To the extent possible the UN system agencies and partners will use the minimum documents necessary, namely the signed UNDAF and signed joint or agency-specific work plans and project documents to implement programmatic initiatives. However, as necessary and appropriate, project documents can be prepared using, inter alia, the relevant text from the UNDAF and joint or agency-specific work plans and/or project documents⁶⁶.
95. Results Groups ensure efficient planning and coordination and the timely delivery of development results. Other working groups are: the UNDAF Monitoring and Evaluation Group (MEG), the Operations Management Team (OMT), the UN Communications Group (UNCG), Gender Theme Group (GTG) and other thematic working group for youth, SDGs, HIV and AIDS and other thematic areas. The specific roles and responsibilities of the management groups are provided below⁶⁷:

Strategic Coordination Committee

96. The Strategic Coordination Committee (SCC) provides overall programme steering for the UNDAF. The SCC is co-chaired by the Government Representative and the UN Resident Coordinator (UNRC). Members are heads of the participating UN system agencies, or authorized representatives. On an *ad-hoc* basis, the SCC may include representatives of implementing ministries and departments, including implementing partners from civil society. It meets at least once per year, but may be convened by the co-chairs if and when necessary. Responsibilities are to:
- » Provide advice and guidance on strategic decisions with regard to implementation of the UNDAF,
 - » Assess overall progress against planned UNDAF outcomes and their contribution to country priorities and related SDGs,
 - » Ensure ongoing alignment and coordination between UNDAF outcomes and strategies and those of the national development strategy and related programmes and implementation mechanisms,
 - » Conduct the annual review and review and endorse major changes to UNDAF results and strategies,
 - » Provide guidance on the development of the terms of reference of the UNDAF evaluation and approval of its commissioning,

⁶⁵ As per the UNDG Standard Operating Procedures (SOPs) for countries adopting the “Delivering as One” approach

⁶⁶ In the case of UNDP, the Government Coordinating Authority will nominate the Government Co-operating Agency directly responsible for the Government’s participation in each UNDP-assisted AWP. The reference to “Implementing Partner(s)” shall mean “Executing Agency(s)” as used in the SBAA. Where there are multiple implementing partners identified in an Annual Work Plan, a Principal Implementing Partner will be identified as who will have responsibility for convening, co-ordinating and overall monitoring (programme and financial) of all the Implementing Partners identified in the AWP to ensure that inputs are provided and activities undertaken in a coherent manner to produce the results of the AWP.

⁶⁷ The responsibilities of UN programme staff to their respective working groups will be reflected in their individual work plans and performance appraisals.

- » Advise and assist the Results Groups, as required, in their responsibilities.

The work of the SCC will be supported by the UN Resident Coordinator's Office acting as Secretariat.

97. In line with the principle of mutual accountability and joint ownership of the UNDAF, the SCC will explore and promote opportunities for government cost-sharing and stronger partnerships with the private sector, including individual donors and corporate partners, to address funding gaps for the planned outcomes, and related programmes and projects.

Results Groups

98. Results Groups (RGs) are a coordination mechanism for the UNDAF at the operational level. One inter-agency RG will be established for each outcome. They provide oversight and support for planning, implementation, monitoring and evaluation of UNDAF results. They advise the SCC and UNCT, as appropriate, on opportunities and challenges linked to UNDAF implementation, specific programme management issues, and they coordinate training for staff and national partners. Responsibilities are to:
 - » Prepare biennial Joint Work Plans with outputs, indicators, baselines, targets, means of verification, and assumptions and risks, in consultation with all members of the RG. Each Work Plan is paired with an annual Common Budget Framework,
 - » Undertake joint analysis of the policy environment, key development issues and emerging trends related to priority areas to ensure that the Results Groups' work plans address pressing development constraints,
 - » Contribute to the development of common UNCT advocacy messages and communication products, and support policy dialogue with government counterparts, civil society and other development partners with substantive inputs,
 - » Mainstream normative programming principles and any crosscutting themes and issues relevant to the country into the design, implementation, monitoring and evaluation of the UNDAF, ensuring normative-operational linkages while addressing national needs and priorities,
 - » Share information on proposed and ongoing initiatives of national and international partners in relation to UNDAF priorities for improved synergy and to address gaps in programming,
 - » Produce sector needs assessments and identify capacity requirements of partners, including those needed for the implementation of UNDAF ME Plan,
 - » Track progress and reporting on results within the Joint Work Plan and contribute to the preparation of the Annual UNCT/Resident Coordinator's Report, United Nations Country Results Report and any other strategic document requested by the Resident Coordinator, UNCT or the Government,
 - » Contribute to the terms of reference for the UNDAF evaluation, and
 - » Where UN system agencies wish to establish a joint programme, assist with its formulation ensuring that it is aligned with UNDAF priorities and developed in accordance with UNDG guidelines.
99. The Results Groups are led by a head of UN system agency and member of the UNCT. The head of the RG is appointed by the UNCT and empowered to lead the RG and take decisions for the effective coordination and implementation of the joint work plans. The RG Chair is responsible for the overall performance of the RG and is accountable to the UNCT and SCC for the achievement of results in joint work plans. The position may rotate on a periodic basis.

UN Monitoring and Evaluation Group

100. The Monitoring and Evaluation Group (MEG) works to harmonize the ME approaches and activities of the Results Groups (RGs) to improve consistency, promote best practices, and reduce transaction costs. The MEG is chaired by a Head of Agency and UNCT member, who reports directly to the UNCT on the group's planned activities and results. MEG members are nominated by UN system agencies and will

normally be programme staff responsible for data collection, analysis, monitoring, reporting, and evaluation. Representatives of Civil Society members have expressed an interest to be considered as members of MEG. Each RG will have a focal point from MEG. Overall responsibilities are to:

- » Elaborate the costed Monitoring, Reporting, and Evaluation (MRE) Plan (see section 5 and Annex B) with detailed guidelines, tools and formats for the RGs,
- » Contribute to the preparation of high quality biennial work plans and ensure alignment with the UNDAF results framework,
- » Provide technical advice about methods and tools to measure UN-supported results, especially as they relate to: (1) policy advice and advocacy; (2) changes for vulnerable and disadvantaged groups,
- » Provide assistance to planned monitoring and data collection activities, and evaluations during the UNDAF cycle as per the MRE Plan to ensure that key criteria and indicators are covered,
- » Wherever possible, ensure alignment of UNDAF ME activities with those of the Government and other development partners,
- » As requested, identify and address the capacity development needs of partners for data collection, analysis, monitoring, reporting, and evaluation,
- » Provide inputs for the Resident Coordinator's Annual Report and Country Results Report (coordinated by UNRCO),
- » Contribute to the terms of reference for the UNDAF evaluation and support the evaluation process, as required by the SCC,
- » Support the UNCT and UNRCO to prepare the roadmap for the next UNDAF preparation process.

Operations Management Team

101. The Operations Management Team (OMT) provides support and advice to the UNCT about efforts to harmonize business operations and contribute to the delivery of UNDAF results. The OMT will pursue higher quality, more effective, and cost-efficient common services in procurement, human resources, ICT, finance, logistics and transport. The OMT is chaired by a UNCT member and consists of each UN system agency's most senior operations or procurement officers. OMT responsibilities are to:

- » Implement common business solutions, such as common procurement systems for tendering and bidding, long term agreements (LTAs) for joint procurement, common ICT platforms, banking arrangements, office security and cleaning services,
- » Monitor and report to the UNCT about progress to achieve higher quality, more effective, and cost-efficient business support services, and
- » Communicate effectively about the aims and expected results of common business solutions to all UN staff and concerned country partners.

UN Communications Group

102. The United Nations Communication Group (UNCG) serves as a mechanism to pool communications expertise and resources and enhance communications by UN system agencies to increase the visibility and impact of UN programmatic work. The UN Communications Group is comprised of communications experts and focal points from UN system agencies. It is chaired by a Head of Agency and UNCT member, who reports directly to the UNCT on the group's planned activities and results. Communications focal points are appointed for each RG. Priorities for joint communications and advocacy will be identified by the SCC and UNCT. Each RG will have a focal point from UNCG. Specific responsibilities of the UNCG are to:

- » Jointly implement the UN Communication Strategy: 'Communicating as One' and Annual Communication Plans in line with Delivering as One principles,
- » Develop common templates to harmonize visual identity;

- » Annually, develop and/or update key messages related to UNDAF results in consultation with the Results Groups and UNCT,
- » Harmonize the timing of each agency's events as well as common ones by drawing up a common communication calendar,
- » Collaborate on common communication products such as the UN.KG website, the UN social media accounts, and provide the necessary planning and operational tools to ensure all resident and non-resident agencies are correctly represented,
- » Draw up joint plans for key events and campaigns, in particular for international days related to the mandates of UN system agencies,
- » Share information about key developments related to each agency, and disseminate key information received in the UNCG,
- » Prepare contributions to the Resident Coordinator's Annual Report, the annual Country Results Report and any other strategic document requested by the Resident Coordinator or the UNCT.

UN Gender Thematic Group

103. The United Nations Gender Thematic Group (UN GTG) aims to strengthen UNCT performance on gender equality and women's empowerment (GEWE) by mainstreaming GEWE approach into all key policies and programmes cycles as one out of six mandatory programmatic principles of UN country programming in line with UN System-Wide Action Plan on GE. The UN GTG serves to enhance UN coordination and strategic partnership with key stakeholders and other development agencies to ensure coherent and integrated support of national partners in implementation international and national country commitments in GEWE area, and to create a platform for regular sharing of knowledge, best practices and lessons learned.

The composition of the UN GTG will be based on UN agencies nomination of programme staff at the level sufficient for decision-making to implement functions of gender focal points. The UN GTG will be chaired by the Representative of UN Women Country Office as per the mandate given by resolution A/RES/64/289. The Chair will provide input to the annual UNCT report items, the ARC, and will report regularly to the UNCT.

The UN GTG will implement the following functions:

- » Provide technical and facilitation support to UNCT in implementation GEWE programmatic principle within UNDAF development, implementation, M&E and budgeting framework, including by closely coordinating with and supporting the work of the UNDAF Results Groups.
- » Support the strengthening of implementation of normative commitments of the Kyrgyz Republic to advance gender equality and women's and girls' empowerment, including BPfA, CEDAW, UPR, UN Security Council Resolutions on Women, Peace and Security, the SDGs and national gender legislation and policy framework.
- » Create a platform for coordination and the regular sharing of knowledge and experience among UN agencies and non-UN development agencies on programming, normative support and experiences on actions in pursuit of gender equality and women's and girls' empowerment.
- » Facilitate joint advocacy and prepare joint communications on gender equality issues contributing to implementing GEWE normative commitments and achieving gender targets and indicators of the nationalized SDGs in collaboration with the UN Communications Group.
- » To serve as a forum for the UNCT to interact with other actors, including donor agencies, academia, media, and NGOs, committed to gender equality and women' and girls' empowerment in Kyrgyzstan.

104. In addition, Thematic Working Groups will continue to support the work of the SCC, UNCT, RGs, and MEG in thematic areas such as (1) SDGs (2) Youth, (3) HIV/AIDS and other. These groups will share information

and support the integration of thematic concerns during UNDAF implementation, monitoring, and evaluation.

Cash Transfers

105. All cash transfers to an Implementing Partner are based on the Work Plans agreed between the Implementing Partner and the UN system agencies. Cash transfers for activities detailed in the joint work plans can be made by the UN system agencies using the following modalities:
 1. Cash transferred to a national institution for forwarding to the Implementing Partner:
 - a. Prior to the start of activities (direct cash transfer), or
 - b. After activities have been completed (reimbursement).
 2. Direct payment to vendors or third parties for obligations incurred by the Implementing Partners on the basis of requests signed by the designated official of the Implementing Partner.
 3. Direct payments to vendors or third parties for obligations incurred by UN system agencies in support of activities agreed with Implementing Partners.
106. Where cash transfers are made to a national institution, the national institution shall transfer such cash promptly to the Implementing Partner.
107. Direct cash transfers shall be requested and released for programme implementation periods not exceeding three months. Reimbursements of previously authorized expenditures shall be requested and released quarterly or after the completion of activities. The UN system agencies shall not be obligated to reimburse expenditure made by the Implementing Partner over and above the authorized amounts.
108. Following the completion of any activity, any balance of funds shall be refunded or programmed by mutual agreement between the Implementing Partner and the UN system agencies.
109. Cash transfer modalities, the size of disbursements, and the scope and frequency of assurance activities may depend on the findings of a review of the public financial management capacity in the case of a Government Implementing Partner, and of an assessment of the financial management capacity of the non-UN⁶⁸ Implementing Partner. A qualified consultant, such as a public accounting firm, selected by the UN system agencies may conduct such an assessment, in which the Implementing Partner shall participate. The Implementing Partner may participate in the selection of the consultant.
110. Cash transfer modalities, the size of disbursements, and the scope and frequency of assurance activities may be revised in the course of programme implementation based on the findings of programme monitoring, expenditure monitoring and reporting, and audits.

5. Monitoring, reporting, and evaluation

111. An effective monitoring, reporting, and evaluation system enables stakeholders involved in UNDAF implementation to compare actual progress against expected results. The primary responsibility for assessing performance rests with the SCC and UNCT on the basis of routine monitoring and reporting by Results Groups (RGs) and MEG. At each step in the ME process, ownership and leadership by the Government, through its co- leadership of the SCC, is essential to sustain the demand for performance information about the UNDAF and to use performance information for learning, managing, and adjusting strategy and resources for greater impact.

⁶⁸ For the purposes of these clauses, "the UN" includes the IFIs.

112. As noted above in section 2.1 particular attention will be given to develop the capacity of Government Ministries and the NSC to assess, localise, produce, and monitor SDG-related data, particularly for those indicators and targets related to the cooperation outcomes in this UNDAF. As far as possible data will be disaggregated by sex and sub-population groups, especially the vulnerable groups that are intended beneficiaries of UNDAF results. The UN system agencies will work in concert to strengthen the dissemination and use of data and statistics at national and local level for evidence-based policy formulation and planning. On an annual basis the Results Groups will consider the sufficiency of statistics and data to measure expected results and propose measures to strengthen country data collection and analysis systems.

113. The main steps involved in monitoring, reporting, and evaluation of this UNDAF are:

- » Routine progress monitoring and reviews by RGs to share information, highlight implementation progress and constraints against planned outcomes, outputs, and activities and identify key issues for the consideration of the SCC.
- » Annual reviews that are focused on assessing progress towards expected UNDAF outcomes. RG annual reports will describe actual outputs or the results of major activities delivered against those planned in joint work plans and use data from monitoring efforts.
- » Preparation of one annual country results report⁶⁹, on the basis of routine monitoring and the annual review. The progress report will describe actual outputs delivered against those planned in joint work plans and *progress towards* the outcomes in this UNDAF, using specified indicators.
- » An evaluation between the 3rd and 4th years of the programme cycle to measure achievements and to support the formulation of the next UNDAF. The evaluation will assess the relevance of the UNDAF outcomes, the effectiveness and efficiency of implementation by UN system agencies and implementing partners, and the sustainability of results and their contribution to country priorities. The evaluation will also gauge the performance of the SCC, RGs, and other management groups.

Anticipated activities are described in the costed monitoring, evaluation, and reporting plan (Annex B).

Cash transfers

114. Implementing Partners agree to cooperate with the UN system agencies for monitoring all activities supported by cash transfers and will facilitate access to relevant financial records and personnel responsible for the administration of cash provided by the UN system agencies. To that effect, Implementing Partners agree to the following:

1. Periodic on-site reviews and spot checks of their financial records by the UN system agencies or their representatives,
2. Programmatic monitoring of activities following the UN system agencies' standards and guidance for site visits and field monitoring,
3. Special or scheduled audits. Each UN organization, in collaboration with other UN system agencies (where so desired and in consultation with the respective coordinating Ministry) will establish an annual audit plan, giving priority to audits of Implementing Partners with large amounts of cash assistance provided by the UN system agencies, and those whose financial management capacity needs strengthening.

115. The audits will be commissioned by the UN system agencies and undertaken by private audit services.

6. Communications

⁶⁹ The progress update will follow the UNDG Standard Operational Format and Guidelines for Reporting Progress on UNDAF.

116. Successful UNDAF implementation requires effective communications. The United Nations Communication Group (UNCG), described above in section 5, assists the UN system agencies and the Government to communicate in a more coordinated way to explain the work of the UN in the Kyrgyz Republic, demonstrate results, support policy advocacy and resource mobilization, and help to raise awareness about development challenges. It is guided by a joint communication strategy.
117. Results expected from effective joint communications are:
- » Coherent communication and effective joint advocacy about country development challenges.
 - » Increased awareness among UNDAF stakeholders, the donor community, and the interested public about UNDAF results.
 - » Increased awareness by the public of the results of the Government of the Kyrgyz Republic and civil society organizations, as supported by the United Nations.
 - » Increased visibility and profile of the United Nations in the Kyrgyz Republic.
 - » Strengthened partnerships to accelerate development in the Kyrgyz Republic and give voice to country views on development issues.
118. The United Nations Communication Group (UNCG) serves as a coordination mechanism that ensures that agency communication is complementary rather than competitive, and enhances their individual communication efforts by pooling communication resources and expertise. It provides recommendations to Country Team (UNCT) on communication issues and identifies opportunities for collaboration and innovation to increase the visibility and impact of UN programmatic work.

7. Commitments by all parties

119. Joint leadership and ownership of this UNDAF by the Government and the UN system agencies is essential to ensure the quality of the process and the full achievement of planned results.
120. The commitments of UN system agencies with regard to partnerships, results and strategies, indicative resource requirements, and arrangements for management, monitoring, reporting, and evaluation are specified in sections 1 thru 6 (above).
121. The Government commits to:
- i. Provide leadership through the SCC and support the planning, review, and reporting process for the UNDAF and to address or mitigate against major institutional, partnership or logistical constraints that may impede the achievement of UNDAF results
 - ii. Maintain and strengthen country development coordination structures, and promote the fullest possible links between these structures and those for management and implementation of the UNDAF
 - iii. Support the UN system agencies' efforts to raise funds required to meet the needs of this UNDAF and will cooperate with the UN system agencies including:
 - Encouraging potential donor Governments to make available to the UN system agencies the funds needed to implement unfunded components of the programme;
 - Endorsing the UN system agencies' efforts to raise funds for the programme from the private sector both internationally and in the Kyrgyz Republic; and
 - Permitting contributions from individuals, corporations and foundations in the Kyrgyz Republic to support this programme which will be tax exempt for the Donor, to the maximum extent permissible under applicable law.

- iv. Cash assistance for travel, stipends, honoraria and other costs shall be set at rates commensurate with those applied in the country, but not higher than those applicable to the United Nations system (as stated in the ICSC circulars).
- v. The Government will honor its commitments to the implementation of the provisions of the Conventions, as well as bilateral and other agreements signed with the agencies of the United Nations system and entered into force in accordance with the legislation of the Kyrgyz Republic outlined in paragraph 93 and Annex C.

Cash Transfers

- vi. A standard Fund Authorization and Certificate of Expenditures (FACE) report, reflecting the activity lines of joint work plans will be used by Implementing Partners (IPs) to request the release of funds, or to secure the agreement that the UN organization will reimburse or directly pay for planned expenditure. IPs will use the FACE to report on the utilization of cash received. The Implementing Partner shall identify the designated official(s) authorized to provide the account details, request and certify the use of cash. The FACE will be certified by the designated official(s) of the IP.
- vii. Cash transferred to Implementing Partners should be spent for the purpose of activities and within the timeframe as agreed in the WPs only.
- viii. Cash received by the Government and national NGO IPs shall be used in accordance with established national regulations, policies and procedures consistent with international standards, in particular ensuring that cash is expended for activities as agreed in the WPs, and ensuring that reports on the utilization of all received cash are submitted to the relevant UN organization within six months after receipt of the funds. Where any of the national regulations, policies and procedures is not consistent with international standards, the UN system agency financial and other related rules and system agency regulations, policies and procedures will apply.
- ix. In the case of IPs that are international NGOs, CSOs, and IGOs, cash received shall be used in accordance with international standards in particular ensuring that cash is expended for activities as agreed in the WPs, and ensuring that reports on the full utilization of all received cash are submitted to the UN organization within six months after receipt of the funds.
- x. To facilitate scheduled and special audits each IP receiving cash from a UN system agency will provide the UN system agency or its representative with timely access to:
 - All financial records which establish the transactional record of the cash transfers provided by a UN system agency, together with relevant documentation
 - All relevant documentation and personnel associated with the functioning of the Implementing Partners' internal control structure through which the cash transfers have passed
- xi. The findings of each audit will be reported to the IP and UN system agency. Each IP will furthermore:
 - Receive and review the audit report issued by the auditors,
 - Provide a timely statement of the acceptance or rejection of any audit recommendation to the UN organization that provided cash, and to the SAI, before submitting it to the UN system agency,
 - Undertake timely actions to address the accepted audit recommendations,
 - Report on the actions taken to implement accepted recommendations, to the UN system agencies and to the SAI, on a quarterly basis or as locally agreed.

ANNEX A. Government of Kyrgyz Republic and United Nations Results Framework

Government of Kyrgyz Republic-United Nations Results Framework [2018-2022]			
Summary of Outcomes	Common Budget Framework		
	Total [A]	Projected available [B]	To mobilize [A-B]
Priority I. Sustainable and inclusive economic growth, industrial, rural and agricultural development, food security and nutrition Outcome 1. By 2022, inclusive and sustainable economic growth is increased through agricultural, industrial and rural development, decent work, improved livelihoods, food security and nutrition	\$67,809	\$17,114	\$50,545
Priority II. Good Governance, rule of law, human rights and gender equality Outcome 2 By 2022, institutions at all levels are more accountable and inclusive ensuring justice, human rights, gender equality and sustainable peace for all	\$47,205	\$19,773	\$27,431
Priority III. Environment, climate change, and disaster risk management Outcome 3. By 2022, communities are more resilient to climate and disaster risks and are engaged in sustainable and inclusive natural resource management and risk-informed development	\$62,886	\$16,285	\$45,200
Priority IV. Social Protection, Health and Education Outcome 4. By 2022, social protection, health and education systems are more effective and inclusive, and provide quality services	\$43,271	\$21,570	\$21,701
TOTAL	\$221,171	\$74,742	\$144,877

Indicators in the results framework for national goals and outcomes (see below) have been aligned with the indicator framework for the SDGs⁷⁰. This helps to demonstrate a clear theory of change between support provided by UN system agencies and the SDG-related priorities of the Government. Some targets are pending discussion with GoK and other partners. These will be identified not later than end 2018.

Outcomes and indicators, and the outputs and indicators to be formulated as part of work plans, will be reviewed and aligned as appropriate with the forthcoming National Sustainable Development Strategy (NSDS).

Indicators marked with * indicate that data are not yet available from national survey or service systems. UN system agencies will continue to advocate with Government for their collection, analysis, and dissemination.

⁷⁰ See: <https://sustainabledevelopment.un.org/post2015/transformingourworld>, <http://unstats.un.org/sdgs/indicators/indicators-list/>

Government of Kyrgyz Republic-United Nations Results Framework [2018-2022]

Outcomes	Indicators, Baselines, Targets	Means of Verification
Priority I. Sustainable and inclusive economic growth, industrial, rural and agricultural development, food security and nutrition		
National Development Goals⁷¹: Poverty reduction, economic growth, decent employment, improved livelihoods, improved food security and nutrition		
Sentinel indicators: (1) Proportion of population living at a) national poverty line, b) USD\$1.90 (PPP) per day; (2) Growth rates of income per capita among the total population and bottom 40% (4 th and 5 th income quintiles) (10.1.1); (3) Annual growth rate of real GDP per employed person (8.2.1); (4) Proportion of medium and high-tech industry value added in total value added (9.b.1); (5) Existence of a legal framework (including customary law) that guarantees women's equal rights to land ownership and control (5.a.2); (6) Under-five mortality rate (3..2.1); (7) Dietary diversity score; (8) Working poverty rate; (9) Informal sector employment		
SDGs⁷²: 1. End Poverty in all forms, everywhere [1.1 Eradicate extreme poverty; 1.3 Nationally appropriate social protection schemes; 1.5 Strengthen resilience of the poor and vulnerable; 1.b Pro-poor and gender sensitive strategies]; 2. End hunger, achieve food security and improved nutrition and promote sustainable agriculture; 5. Achieve gender equality and empower all women and girls; 7. Ensure access to affordable, reliable, sustainable and modern energy for all. 8. Sustained, inclusive economic growth and decent work for all; 9. Inclusive, sustainable industrialization and foster innovation. 12. Ensure sustainable consumption and production patterns.		
Outcome 1. By 2022, inclusive and sustainable economic growth is increased through agricultural, industrial and rural development, decent work, improved livelihoods, food security and nutrition	1.1 Growth rates of income per capita among the bottom 40% and total <u>Baseline:</u> <u>Target:</u> Total 0.4 (2014) TBD (2018) Bottom 40% 0.4 (2014) TBD (2018)	World Bank
	1.2 Employment in the informal sector, including agriculture <u>Baseline:</u> <u>Target:</u> Total: 71.7% (2015) TBD (2018) Male: 76.8 % (2015) TBD (2018) Female: 64.1 % (2015) TBD (2018) Urban: 57.2 % (2015) TBD (2018) Rural: 79.2 % (2015) TBD (2018) without agriculture, forestry and fishery	National Statistical Committee: Labor Force Survey

⁷¹ Outline of potential priorities for the Kyrgyz Republic National Sustainable Development Strategy (NSDS), 2018-2022 including: Road Map for the NSDS, National Council for Sustainable Development, November 2016, and Statement by E. Abdyldaev, MoFA at the 71th session of the UN General Assembly, September, 2016; The Kyrgyz Republic Government Program - Trust and Unity, 2016 (translated from original Russian by Akipress).

⁷² See: <https://sustainabledevelopment.un.org/post2015/transformingourworld>, <http://unstats.un.org/sdgs/indicators/indicators-list/>

	42.% (2015)	TBD (2018)	
1.3 Manufacturing value added (% share of GDP, per capita) (SDG 9.2.1)	<u>Baseline:</u> 14.8 (2015)	<u>Target:</u> (2018)	National Statistical Committee
1.4 Manufacturing employment, as proportion of total employment (SDG 9.2.2)	<u>Baseline:</u> 7.4% (2015)	<u>Target:</u> (2018)	Labour Force Survey
1.5 .5 Average income of small-scale food producers (SDG 2.3.2)	<u>Baseline:</u> Total TBD (2017)	<u>Target:</u> TBD (2018)	National Statistical Committee
	Male TBD (2017)	TBD (2018)	
	Female TBD (2017)	TBD (2018)	
1.6 % Moderate or severe food insecurity in the population (SDG 2.1.2)	<u>Baseline:</u> Total TBD (2017)	<u>Target:</u> TBD (2018)	- National Statistical Committee - Food Insecurity Experience Scale (FIES)
1.7 % Children under five years of age suffering from stunting ⁷³ (SDG 2.2.1)	<u>Baseline:</u> Total 12.9 (2014)	<u>Target:</u> <12.9 (TBD 2018)	- National Statistical Committee - Multiple-Indicator Cluster Survey (Past data from Kyrgyz Rep. or neighboring countries will be used to estimate the target values)
	Male 13.8 (2014)	<13.8 (TBD 2018)	
	Female 12.0 (2014)	<12.0 (TBD 2018)	
	Urban 11.8 (2014)	<11.8 (TBD 2018)	
	Rural 13.4 (2014)	<13.4 (TBD 2018)	
	Wealth quintile: (bottom 20% - poorest) 17.7 (2014)	<17.7 (TBD 2018)	
	HH head mother tongue: Kyrgyz		

⁷³ Stunting: proportion of children less than 5 years of age with length or height for age < -2 z-scores of the median WHO child growth standards. IYCF Indicators, WHO 2010.

	<p>12.0 (2014) <12.0 (TBD 2018) HH head mother tongue: Russian 11.7 (2014) <11.7 (TBD 2018) HH head mother tongue: Uzbek 17.1 (2014) <17.1 (TBD 2018) HH head mother tongue: Other 15.8 (2014) <15.8 (TBD 2018)</p> <p>1.8 Minimum Dietary Diversity (% Children age 6–23 mos who received foods from 4 or more food groups during previous day)</p> <table border="0"> <thead> <tr> <th><u>Baseline:</u></th> <th><u>Target:</u></th> </tr> </thead> <tbody> <tr> <td>Total</td> <td></td> </tr> <tr> <td>50.9 (2014)</td> <td>>50.9 (TBD 2018)</td> </tr> <tr> <td>Male</td> <td></td> </tr> <tr> <td>51.7 (2014)</td> <td>>51.7 (TBD 2018)</td> </tr> <tr> <td>Female</td> <td></td> </tr> <tr> <td>50.1 (2014)</td> <td>>50.1 (TBD 2018)</td> </tr> <tr> <td>Urban</td> <td></td> </tr> <tr> <td>54.1 (2014)</td> <td>>54.1 (TBD 2018)</td> </tr> <tr> <td>Rural</td> <td></td> </tr> <tr> <td>49.6 (2014)</td> <td>>49.6 (TBD 2018)</td> </tr> <tr> <td>Wealth quintile: poorest</td> <td></td> </tr> <tr> <td>42.6 (2014)</td> <td>>42.6 (TBD 2018)</td> </tr> <tr> <td>HH head mother tongue: Kyrgyz</td> <td></td> </tr> <tr> <td>51.9 (2014)</td> <td>>51.9 (TBD 2018)</td> </tr> <tr> <td>HH head mother tongue: Russian</td> <td></td> </tr> <tr> <td>67.2 (2014)</td> <td>>67.2 (TBD 2018)</td> </tr> <tr> <td>HH head mother tongue: Uzbek</td> <td></td> </tr> <tr> <td>42.8 (2014)</td> <td>>42.8 (TBD 2018)</td> </tr> <tr> <td>HH head mother tongue: Other</td> <td></td> </tr> <tr> <td>49.6 (2014)</td> <td>>49.6 (TBD 2018)</td> </tr> </tbody> </table> <p>1.9 Anemia prevalence among women of reproductive age (15-49)</p> <table border="0"> <thead> <tr> <th><u>Baseline:</u></th> <th><u>Target:</u></th> </tr> </thead> <tbody> <tr> <td>43%</td> <td>30%</td> </tr> </tbody> </table> <p>1.10 % Female-headed households owning land and livestock</p> <table border="0"> <thead> <tr> <th><u>Baseline:</u></th> <th><u>Target:</u></th> </tr> </thead> <tbody> <tr> <td>Total</td> <td></td> </tr> <tr> <td>TBD (2017)</td> <td>TBD (2018)</td> </tr> </tbody> </table>	<u>Baseline:</u>	<u>Target:</u>	Total		50.9 (2014)	>50.9 (TBD 2018)	Male		51.7 (2014)	>51.7 (TBD 2018)	Female		50.1 (2014)	>50.1 (TBD 2018)	Urban		54.1 (2014)	>54.1 (TBD 2018)	Rural		49.6 (2014)	>49.6 (TBD 2018)	Wealth quintile: poorest		42.6 (2014)	>42.6 (TBD 2018)	HH head mother tongue: Kyrgyz		51.9 (2014)	>51.9 (TBD 2018)	HH head mother tongue: Russian		67.2 (2014)	>67.2 (TBD 2018)	HH head mother tongue: Uzbek		42.8 (2014)	>42.8 (TBD 2018)	HH head mother tongue: Other		49.6 (2014)	>49.6 (TBD 2018)	<u>Baseline:</u>	<u>Target:</u>	43%	30%	<u>Baseline:</u>	<u>Target:</u>	Total		TBD (2017)	TBD (2018)	<p>- National Statistical Committee - Multiple-Indicator Cluster Survey</p> <p>GoK, MoH routine data collection</p> <p>National Statistical Committee</p>
<u>Baseline:</u>	<u>Target:</u>																																																					
Total																																																						
50.9 (2014)	>50.9 (TBD 2018)																																																					
Male																																																						
51.7 (2014)	>51.7 (TBD 2018)																																																					
Female																																																						
50.1 (2014)	>50.1 (TBD 2018)																																																					
Urban																																																						
54.1 (2014)	>54.1 (TBD 2018)																																																					
Rural																																																						
49.6 (2014)	>49.6 (TBD 2018)																																																					
Wealth quintile: poorest																																																						
42.6 (2014)	>42.6 (TBD 2018)																																																					
HH head mother tongue: Kyrgyz																																																						
51.9 (2014)	>51.9 (TBD 2018)																																																					
HH head mother tongue: Russian																																																						
67.2 (2014)	>67.2 (TBD 2018)																																																					
HH head mother tongue: Uzbek																																																						
42.8 (2014)	>42.8 (TBD 2018)																																																					
HH head mother tongue: Other																																																						
49.6 (2014)	>49.6 (TBD 2018)																																																					
<u>Baseline:</u>	<u>Target:</u>																																																					
43%	30%																																																					
<u>Baseline:</u>	<u>Target:</u>																																																					
Total																																																						
TBD (2017)	TBD (2018)																																																					

	<p>1.11 Proportion of time spent on unpaid domestic and care work, by sex and location (SDG 5.4.1)</p> <table border="0"> <tr> <td><u>Baseline:</u></td> <td><u>Target:</u></td> </tr> <tr> <td>Male</td> <td></td> </tr> <tr> <td>7.7 (2015)</td> <td>TBD (2018)</td> </tr> <tr> <td>Male Urban</td> <td></td> </tr> <tr> <td>7.1</td> <td>TBD (2018)</td> </tr> <tr> <td>Male Rural</td> <td></td> </tr> <tr> <td>8.3</td> <td>TBD (2018)</td> </tr> <tr> <td>Female</td> <td></td> </tr> <tr> <td>20.4 (2015)</td> <td>TBD (2018)</td> </tr> <tr> <td>Female Urban</td> <td></td> </tr> <tr> <td>19.1 (2015)</td> <td>TBD (2018)</td> </tr> <tr> <td>Female Rural</td> <td></td> </tr> <tr> <td>21.9 (2015)</td> <td>TBD (2018)</td> </tr> </table> <p>1.12. Volume of remittances (in United States dollars) as % GDP (SDG 17.3.2)</p> <table border="0"> <tr> <td><u>Baseline:</u></td> <td><u>Target:</u></td> </tr> <tr> <td>TBD (2017)</td> <td>TBD (2018)</td> </tr> </table> <p>1.13 Proportion of population living below the national poverty line disaggregated by sex, age and geographic location (SDG 1.2.1)</p> <table border="0"> <tr> <td><u>Baseline:</u></td> <td><u>Target:</u></td> </tr> <tr> <td>Total: 32.1%,</td> <td>TBD (2018)</td> </tr> <tr> <td>Men:31.5%</td> <td></td> </tr> <tr> <td>Women:32.7%</td> <td></td> </tr> <tr> <td>Children: 40.5%</td> <td></td> </tr> <tr> <td>Young people: 29%;</td> <td></td> </tr> <tr> <td>Urban: 29.3%;</td> <td></td> </tr> <tr> <td>Rural: 33.6%;</td> <td></td> </tr> <tr> <td>Mountainous areas: 38.4%</td> <td></td> </tr> </table>	<u>Baseline:</u>	<u>Target:</u>	Male		7.7 (2015)	TBD (2018)	Male Urban		7.1	TBD (2018)	Male Rural		8.3	TBD (2018)	Female		20.4 (2015)	TBD (2018)	Female Urban		19.1 (2015)	TBD (2018)	Female Rural		21.9 (2015)	TBD (2018)	<u>Baseline:</u>	<u>Target:</u>	TBD (2017)	TBD (2018)	<u>Baseline:</u>	<u>Target:</u>	Total: 32.1%,	TBD (2018)	Men:31.5%		Women:32.7%		Children: 40.5%		Young people: 29%;		Urban: 29.3%;		Rural: 33.6%;		Mountainous areas: 38.4%		<p>National Statistical Committee, Women and Men of KR</p> <p>National Bank, Ministry of Finance, Ministry of Economy, World Bank</p>
<u>Baseline:</u>	<u>Target:</u>																																																	
Male																																																		
7.7 (2015)	TBD (2018)																																																	
Male Urban																																																		
7.1	TBD (2018)																																																	
Male Rural																																																		
8.3	TBD (2018)																																																	
Female																																																		
20.4 (2015)	TBD (2018)																																																	
Female Urban																																																		
19.1 (2015)	TBD (2018)																																																	
Female Rural																																																		
21.9 (2015)	TBD (2018)																																																	
<u>Baseline:</u>	<u>Target:</u>																																																	
TBD (2017)	TBD (2018)																																																	
<u>Baseline:</u>	<u>Target:</u>																																																	
Total: 32.1%,	TBD (2018)																																																	
Men:31.5%																																																		
Women:32.7%																																																		
Children: 40.5%																																																		
Young people: 29%;																																																		
Urban: 29.3%;																																																		
Rural: 33.6%;																																																		
Mountainous areas: 38.4%																																																		

Partners

- » Government: President’s Office, Office of the Prime Minister, Parliament and its Committees; Ministries: Finance, Economy, Labour and Social Development, Agriculture, Food Industry and Melioration, Education; National Statistical Committee; State Migration Service, State Agency on Environmental Protection and Forestry, State Commission on Architecture, construction and Communal Services
- » Private sector employers and workers organizations: Federation of Trade Unions of Kyrgyzstan, National Confederation of Employers of KR, JIA Business Association, National Alliance of Business Associations (NABA), Association of Millers, Salt producers , Chamber of Commerce
- » Non-Government organizations
- » Academic institutions, consulting centers/think tanks, higher education schools, innovation laboratories
- » Smallholders and Farmers’ organizations Agricultural Associations (veterinary, livestock, dairy, vegetable, seeds, fertilizers)

-
- » Private sector employers in the food and agricultural sector
 - » UN System Agencies: WFP, UNDP, UNIDO, UNECE, UNCTAD, FAO, ILO, ITC, UNICEF, UN Women, IOM, WHO, UNEP.
-

Assumptions

- » NSDS, 2018-2022 is fully funded and under implementation, especially for employment, innovation and skills, agriculture, food and nutrition
- » National Economic Reform Programme prepared
- » There is ongoing political commitment to TVET and labour market reforms

Risks

- » Limited linkages with other sectoral policies (fiscal and macroeconomic policy, environment)
 - » Presidential elections in 2017 and potential for political instability
 - » Ongoing contraction in real GDP growth, due to recession in Russia and constraints in gold production, may impede funding for social and economic programmes.
-

<p>2.4 % Population who believe decision making is inclusive and responsive*(16.7.2)</p> <table border="0"> <thead> <tr> <th><u>Baseline:</u></th> <th><u>Target:</u></th> </tr> </thead> <tbody> <tr> <td>Total</td> <td></td> </tr> <tr> <td>Xx (20zz)</td> <td>yy</td> </tr> <tr> <td>Male</td> <td></td> </tr> <tr> <td>Xx</td> <td>yy</td> </tr> <tr> <td>Female</td> <td></td> </tr> <tr> <td>Xx</td> <td>yy</td> </tr> <tr> <td>Persons with disability</td> <td></td> </tr> <tr> <td>Xx</td> <td>yy</td> </tr> <tr> <td>Kyrgyz</td> <td></td> </tr> <tr> <td>Xx</td> <td>yy</td> </tr> <tr> <td>Uzbek</td> <td></td> </tr> <tr> <td>Xx</td> <td>yy</td> </tr> <tr> <td>Russian</td> <td></td> </tr> <tr> <td>Xx</td> <td>yy</td> </tr> <tr> <td>Other</td> <td></td> </tr> <tr> <td>Xx</td> <td>yy</td> </tr> </tbody> </table>	<u>Baseline:</u>	<u>Target:</u>	Total		Xx (20zz)	yy	Male		Xx	yy	Female		Xx	yy	Persons with disability		Xx	yy	Kyrgyz		Xx	yy	Uzbek		Xx	yy	Russian		Xx	yy	Other		Xx	yy	National Statistical Committee
<u>Baseline:</u>	<u>Target:</u>																																		
Total																																			
Xx (20zz)	yy																																		
Male																																			
Xx	yy																																		
Female																																			
Xx	yy																																		
Persons with disability																																			
Xx	yy																																		
Kyrgyz																																			
Xx	yy																																		
Uzbek																																			
Xx	yy																																		
Russian																																			
Xx	yy																																		
Other																																			
Xx	yy																																		
<p>2.5 % Population satisfied with their last experience of public services* (16.6.2)</p> <table border="0"> <thead> <tr> <th><u>Baseline:</u></th> <th><u>Target:</u></th> </tr> </thead> <tbody> <tr> <td>Total</td> <td></td> </tr> <tr> <td>Xx (20zz)</td> <td>yy</td> </tr> <tr> <td>Female</td> <td></td> </tr> <tr> <td>Xx</td> <td>yy</td> </tr> <tr> <td>Persons with disability</td> <td></td> </tr> <tr> <td>Xx</td> <td>yy</td> </tr> <tr> <td>Low income (bottom 40%)</td> <td></td> </tr> <tr> <td>Xx</td> <td>yy</td> </tr> </tbody> </table>	<u>Baseline:</u>	<u>Target:</u>	Total		Xx (20zz)	yy	Female		Xx	yy	Persons with disability		Xx	yy	Low income (bottom 40%)		Xx	yy	National Statistical Committee																
<u>Baseline:</u>	<u>Target:</u>																																		
Total																																			
Xx (20zz)	yy																																		
Female																																			
Xx	yy																																		
Persons with disability																																			
Xx	yy																																		
Low income (bottom 40%)																																			
Xx	yy																																		
<p>2.6 % Positions (by sex, age, <u>persons with disabilities</u> and population groups) in public institutions (national and local legislatures, public service, law enforcement and judiciary) compared to national distributions (16.7.1a.)</p> <table border="0"> <thead> <tr> <th><u>Baseline:</u></th> <th><u>Target:</u></th> </tr> </thead> <tbody> <tr> <td>Total</td> <td></td> </tr> <tr> <td>Xx (20zz)</td> <td>yy</td> </tr> <tr> <td>Male</td> <td></td> </tr> <tr> <td>Xx</td> <td>yy</td> </tr> <tr> <td>Female</td> <td></td> </tr> <tr> <td>Xx</td> <td>yy</td> </tr> <tr> <td>Persons with disability</td> <td></td> </tr> </tbody> </table>	<u>Baseline:</u>	<u>Target:</u>	Total		Xx (20zz)	yy	Male		Xx	yy	Female		Xx	yy	Persons with disability		<p>National Statistical Committee</p> <p><i>*Data not yet available from national systems. UN will advocate with Government for inclusion</i></p>																		
<u>Baseline:</u>	<u>Target:</u>																																		
Total																																			
Xx (20zz)	yy																																		
Male																																			
Xx	yy																																		
Female																																			
Xx	yy																																		
Persons with disability																																			

Assumptions

- » NSDS, 2018-2022 is fully funded and under implementation, especially for governance and justice system reforms
- » National institutions and policies that reflect GE commitments of KR, are funded with responsible authorities for implementation

Risks

- » Limited linkages with other sectoral policies (fiscal and macroeconomic policy, health, education, agriculture, industry and mining)
 - » Presidential elections in 2017 and potential for political instability
 - » Ongoing contraction in real GDP growth, due to recession in Russia and constraints in gold production, may impede funding for social and economic programmes.
 - » Lack of political commitment to implement human rights and GEWE commitments
-

Government of Kyrgyz Republic-United Nations Results Framework [2018-2022]

Outcomes	Indicators, Baselines, Targets	Means of Verification
Priority III. Environment, climate change, and disaster risk management		
National Development Goals ⁷⁶ : Poverty reduction, Environmental Protection, Adaptation to Climate Change, Mitigation of natural calamities		
Sentinel Indicators: (1) Number of deaths, missing persons and persons affected by disaster per 100,000 people (1.5.1); (2) Direct disaster economic loss in relation to global gross domestic product (GDP) (1.5.2); (3) Official development assistance and public expenditure on conservation and sustainable use of biodiversity and ecosystems (15.a.1); (4) Forest area as a proportion of total land area (15.1.1); (5) Mortality rate attributed to unsafe water, unsafe sanitation and lack of hygiene (3.9.2.); (6) <u>Mountain Green Cover Index</u> (15.4.2); (7) <u>IUCN Red List Index</u> (15.5.1)		
SDGs ⁷⁷ : 5. Achieve gender equality and empower all women and girls; 6. Sustainable management of water and Sanitation; 7. Ensure access to affordable, reliable, sustainable and modern energy for all 11. Inclusive, Safe, and Resilient settlements; 13. Take urgent action to combat climate change and its impacts; 15. Ecosystems and biodiversity		
Outcome 3. By 2022, communities and institutions are more resilient to climate and disaster risks and are engaged in sustainable and inclusive natural resource management and risk-informed development	3.1 Existence of national and local disaster risk reduction strategies, adopted and financed, in line with the Sendai Framework for Disaster Risk Reduction 2015-2030 (11.b.1;11.b.2) <u>Baseline:</u> No (2017)	- Ministry of Emergencies (MoEm) reports, - Regional Office of the United Nations Office for Disaster Risk Reduction for Central Asia and Caucasus report - Jogorku Kenesh reports - PMO reports - State Agency on Environment Protection and Forestry (quarterly, annual reports) - Department of water resources under the Ministry of Agriculture, Food Industry and Melioration reports - State Agency on Environmental Protection and Forestry under the Government reports
	<u>Target:</u> Yes (2022)	
	3.2 % Coverage by protected areas of important sites for mountain biodiversity (15.4.1) <u>Baseline:</u> 6.2% (2016)	
	<u>Target:</u> 10.5% (2022)	
3.3 Degree of integrated water resource management implementation (scale 0-100) (6.5.1) <u>Baseline:</u> 6 % (2017)	<u>Target:</u> 15 % (2022)	
3.4 GoK submits information and reports per its commitment to international environmental agreements on hazardous waste, and other chemicals (12.4.1) <u>Baseline:</u> No (2017)	<u>Target:</u> Yes (2022)	

⁷⁶ Outline of potential priorities for the Kyrgyz Republic National Sustainable Development Strategy (NSDS), 2018-2022 including: Road Map for the NSDS, National Council for Sustainable Development, November 2016, and Statement by E. Abdyldaev, MoFA at the 71th session of the UN General Assembly, September 2016; The Kyrgyz Republic Government Program - Trust and Unity, 2016 (translated from original Russian by Akipress).

⁷⁷ See: <https://sustainabledevelopment.un.org/post2015/transformingourworld>, <http://unstats.un.org/sdgs/indicators/indicators-list/>

<p>3.5 Proportion of local administrative units with established and operational policies and procedures for participation of local communities in water and sanitation management (6.b.1)</p> <table border="0"> <tr> <td><u>Baseline:</u></td> <td><u>Target:</u></td> </tr> <tr> <td>89,1 % (water) (2017)</td> <td>100 % (water) (2022)</td> </tr> <tr> <td>28,6 % (san.) (2017)</td> <td>38 % (sanitation) (2022)</td> </tr> </table> <p>3.6 Renewable energy share in the total final energy consumption(7.2.1)</p> <table border="0"> <tr> <td><u>Baseline:</u></td> <td><u>Target:</u></td> </tr> <tr> <td>2.1% (2017)</td> <td>10 % (2022)</td> </tr> </table> <p>3.7 Presence of approved, funded policy/strategy/plan for sustainable forest management (15.2.1)</p> <table border="0"> <tr> <td><u>Baseline:</u></td> <td><u>Target:</u></td> </tr> <tr> <td>No (2018)</td> <td>Yes (2022)</td> </tr> </table> <p>3.8 Presence of approved, funded policy/strategy/plan for adaptation to the adverse impacts of climate resilience and low greenhouse gas emissions development in a manner that does not threaten food production (13.2.1)</p> <table border="0"> <tr> <td><u>Baseline:</u></td> <td><u>Target:</u></td> </tr> <tr> <td>No (2018)</td> <td>Yes (2022)</td> </tr> </table> <p>3.9 % Total agricultural population with ownership or secure rights over agricultural land, by sex and share of women among owners or right-bearers of agricultural land, by type of tenure (5.a.1)</p> <table border="0"> <tr> <td><u>Baseline:</u></td> <td><u>Target:</u></td> </tr> <tr> <td>% (2017)</td> <td>10 % (2020)</td> </tr> <tr> <td>Male</td> <td></td> </tr> <tr> <td>Xx</td> <td>yy</td> </tr> <tr> <td>Female</td> <td></td> </tr> <tr> <td>Xx</td> <td>yy</td> </tr> </table> <p>3.10 % Women in the boards of land committees, pasture committees and water and forest users associations.</p> <table border="0"> <tr> <td><u>Baseline:</u></td> <td><u>Target:</u></td> </tr> <tr> <td>% of women in pasture committees TBD (2017)</td> <td>TBD</td> </tr> <tr> <td>% of women in land committees TBD (2017)</td> <td>TBD</td> </tr> <tr> <td>% of women in water users association boards TBD (2017)</td> <td>TBD</td> </tr> </table>	<u>Baseline:</u>	<u>Target:</u>	89,1 % (water) (2017)	100 % (water) (2022)	28,6 % (san.) (2017)	38 % (sanitation) (2022)	<u>Baseline:</u>	<u>Target:</u>	2.1% (2017)	10 % (2022)	<u>Baseline:</u>	<u>Target:</u>	No (2018)	Yes (2022)	<u>Baseline:</u>	<u>Target:</u>	No (2018)	Yes (2022)	<u>Baseline:</u>	<u>Target:</u>	% (2017)	10 % (2020)	Male		Xx	yy	Female		Xx	yy	<u>Baseline:</u>	<u>Target:</u>	% of women in pasture committees TBD (2017)	TBD	% of women in land committees TBD (2017)	TBD	% of women in water users association boards TBD (2017)	TBD	<p>- State Agency on Environmental Protection and Forestry under the Government reports</p> <p>- Department for Development of Drinking Water Supply and Sanitation, State Agency for Construction, Architecture and Communal Services (Annual reports).</p> <p>- State Committee for Industry, Energy and Subsoil Management reports</p> <p>- State Agency on Environmental Protection and Forestry under the Government reports</p> <p>Administrative data of MOAMPI</p>
<u>Baseline:</u>	<u>Target:</u>																																						
89,1 % (water) (2017)	100 % (water) (2022)																																						
28,6 % (san.) (2017)	38 % (sanitation) (2022)																																						
<u>Baseline:</u>	<u>Target:</u>																																						
2.1% (2017)	10 % (2022)																																						
<u>Baseline:</u>	<u>Target:</u>																																						
No (2018)	Yes (2022)																																						
<u>Baseline:</u>	<u>Target:</u>																																						
No (2018)	Yes (2022)																																						
<u>Baseline:</u>	<u>Target:</u>																																						
% (2017)	10 % (2020)																																						
Male																																							
Xx	yy																																						
Female																																							
Xx	yy																																						
<u>Baseline:</u>	<u>Target:</u>																																						
% of women in pasture committees TBD (2017)	TBD																																						
% of women in land committees TBD (2017)	TBD																																						
% of women in water users association boards TBD (2017)	TBD																																						

	% of women in forest users association boards TBD (2017) TBD	
--	--	--

Partners

- » Government: President’s Office, Office of the Prime Minister, Parliament and its Environment and Emergencies committee; Ministries: Economy, Health, Education and Science, Agriculture; Emergencies; State Agency on Environmental Protection and Forestry; National Statistical Committee, Department for Development of Drinking Water Supply and Sanitation, State Agency for Construction, Architecture and Communal Services,
- » Private sector employers in the resource extraction sector and workers organizations:
- » Academic Institutions, NGOs, farmers’ organizations
- » UN System Agencies: FAO, UNDP, UNESCO, UNICEF, UN Women, WHO, WFP, UNEP, UNECE, IAEA, UNISDR

Assumptions

- » NSDS, 2018-2022 is fully funded and under implementation, especially for environmental management, climate change adaptation, and disaster risk management

Risks

- » Limited linkages with other sectoral policies (fiscal and macroeconomic policy, agriculture, industry and mining initiatives)
 - » Presidential elections in 2017 and potential for political instability
 - » Ongoing contraction in real GDP growth, due to recession in Russia and constraints in gold production, may impede funding for environment and climate change programmes
-

Government of Kyrgyz Republic-United Nations Results Framework [2018-2022]

Outcomes	Indicators, Baselines, Targets	Means of Verification																										
Priority IV. Social Protection, Health, and Education																												
<p>National Development Goals⁷⁸: Strengthen public health care: Promote healthy lifestyles and sport, Protect mothers and children; Deliver quality education: full coverage of preschool education, strengthen the education financing system; Protect the rights and safety of children, especially during the early years; Decrease child poverty gap and severity , » Local Self Governance should be tasked to create jobs, attract investments, reduce poverty, and exit from subsidised support etc</p> <p>Sentinel Indicators: (2) Social assistance performance (Coverage of poorest quintile by social assistance, social insurance, and labor markets programs), Baseline: 61% (World Bank-ASPIRE, 2016); (3) Maternal mortality ratio (3.1.1); (2) Under-five mortality rate (3..2.1); (4) Neonatal mortality rate (3.2.2); (5) Number of new HIV infections per 1,000 population, by sex, age and key population groups (3.3.1); (6) Tuberculosis incidence per 1,000 population (3.3.2); (7) Mortality rate attributed to non-communicable diseases (cardiovascular disease, cancer, diabetes or chronic respiratory disease) (3.4.1); (8) Children U5 development rate, Baseline 78.3 % (SDG 4.2.1); (9) Minimum proficiency level of children and young people in reading and mathematics, Baseline: 40% (SDG 4.1.1); (10) Availability and use of Youth Wellbeing and Development Index, Baseline: no (SDG 8.6.1)</p> <p>SDGs⁷⁹: 1. End poverty; 1.3 Implement nationally appropriate social protection systems and measures for all; 3. Ensure healthy lives and promote well-being for all at all ages; 4. Ensure inclusive and equitable quality education and promote life-long learning opportunities for all; 5. Achieve gender equality and empower all women and girls; 5.4 Recognize unpaid care and domestic work through the provision of public services and social protection policies; 8.7. Take measures to eradicate forced labour, modern slavery, human trafficking and the worst forms of child labour;10. Reduce inequality within and among countries; 10.4 Adopt fiscal, wage and social protection policies to progressively achieve greater equality; 16. Promote peaceful and inclusive societies</p>																												
<p>Outcome 4. By 2022, social protection, health and education systems are more effective and inclusive, and provide quality services</p>	<p>4.1 % Households with catastrophic health expenditures (WHO/Europe methodology)¹³</p> <table style="width: 100%; border-collapse: collapse;"> <thead> <tr> <th style="text-align: left; border-bottom: 1px solid black;"><u>Baseline:</u></th> <th style="text-align: left; border-bottom: 1px solid black;"><u>Target:</u></th> </tr> </thead> <tbody> <tr> <td>Total</td> <td></td> </tr> <tr> <td>12.8% (2014)</td> <td>10.0% (2022)</td> </tr> <tr> <td>Bottom 20% of households by income</td> <td></td> </tr> <tr> <td>40.2%</td> <td>30.0%</td> </tr> <tr> <td>Top 20% of households by income</td> <td></td> </tr> <tr> <td>Xx</td> <td>Yy</td> </tr> <tr> <td>2.5%</td> <td>2.5%</td> </tr> <tr> <td>Urban households</td> <td></td> </tr> <tr> <td>Xx</td> <td>Yy</td> </tr> <tr> <td>12.2%</td> <td>10%</td> </tr> <tr> <td>Rural households</td> <td></td> </tr> <tr> <td>13.1%</td> <td>11%</td> </tr> </tbody> </table>	<u>Baseline:</u>	<u>Target:</u>	Total		12.8% (2014)	10.0% (2022)	Bottom 20% of households by income		40.2%	30.0%	Top 20% of households by income		Xx	Yy	2.5%	2.5%	Urban households		Xx	Yy	12.2%	10%	Rural households		13.1%	11%	<ul style="list-style-type: none"> - MoH reports - Household survey (annual with health module)
<u>Baseline:</u>	<u>Target:</u>																											
Total																												
12.8% (2014)	10.0% (2022)																											
Bottom 20% of households by income																												
40.2%	30.0%																											
Top 20% of households by income																												
Xx	Yy																											
2.5%	2.5%																											
Urban households																												
Xx	Yy																											
12.2%	10%																											
Rural households																												
13.1%	11%																											

⁷⁸ Outline of potential priorities for the Kyrgyz Republic National Sustainable Development Strategy (NSDS), 2018-2022 including: Road Map for the NSDS, National Council for Sustainable Development, November 2016, and Statement by E. Abdylbaev, MoFA at the 71th session of the UN General Assembly, September, 2016; The Kyrgyz Republic Government Program - Trust and Unity, 2016 (translated from original Russian by Akipress).

⁷⁹ See: <https://sustainabledevelopment.un.org/post2015/transformingourworld>, <http://unstats.un.org/sdgs/indicators/indicators-list/>

¹³ Proportion of households whose out-of-pocket payments account for more than 40% of their capacity to pay estimated using the WHO/Europe methodology

<p>4.2 % Women of reproductive age (aged 15-49 years) who have their need for family planning satisfied with modern methods (CPR) (3.7.1)</p> <table border="0"> <thead> <tr> <th><u>Baseline:</u></th> <th><u>Target:</u></th> </tr> </thead> <tbody> <tr> <td>Total</td> <td></td> </tr> <tr> <td>68,7% (2014)</td> <td>75% (2022)</td> </tr> <tr> <td>Ages 15-34</td> <td></td> </tr> <tr> <td>60.3%</td> <td>68%</td> </tr> <tr> <td>Ages 35-49</td> <td></td> </tr> <tr> <td>71.7%</td> <td>73%</td> </tr> <tr> <td>Place of residence</td> <td></td> </tr> <tr> <td>Urban 71.1%</td> <td>74%</td> </tr> <tr> <td>Rural 67.6%</td> <td>73%</td> </tr> <tr> <td colspan="2"> </td> </tr> <tr> <td colspan="2">Bottom 20% of households by income</td> </tr> <tr> <td colspan="2">Wealth quintile</td> </tr> <tr> <td colspan="2">Lowest</td> </tr> <tr> <td>68.0</td> <td>71.00</td> </tr> <tr> <td colspan="2">Highest</td> </tr> <tr> <td>73.6</td> <td>74.00</td> </tr> <tr> <td colspan="2"> </td> </tr> <tr> <td colspan="2">Education</td> </tr> <tr> <td>Basic 62</td> <td>68.00</td> </tr> <tr> <td>Higher 71</td> <td>75.00</td> </tr> </tbody> </table>	<u>Baseline:</u>	<u>Target:</u>	Total		68,7% (2014)	75% (2022)	Ages 15-34		60.3%	68%	Ages 35-49		71.7%	73%	Place of residence		Urban 71.1%	74%	Rural 67.6%	73%			Bottom 20% of households by income		Wealth quintile		Lowest		68.0	71.00	Highest		73.6	74.00			Education		Basic 62	68.00	Higher 71	75.00	<p>MICS http://mics.unicef.org/news_entries/33. DHS</p>
<u>Baseline:</u>	<u>Target:</u>																																										
Total																																											
68,7% (2014)	75% (2022)																																										
Ages 15-34																																											
60.3%	68%																																										
Ages 35-49																																											
71.7%	73%																																										
Place of residence																																											
Urban 71.1%	74%																																										
Rural 67.6%	73%																																										
Bottom 20% of households by income																																											
Wealth quintile																																											
Lowest																																											
68.0	71.00																																										
Highest																																											
73.6	74.00																																										
Education																																											
Basic 62	68.00																																										
Higher 71	75.00																																										
<p>4.3. Proportion of newborns who have postnatal care visit with within 2 days following discharge from health facility (MICS 2014)</p> <table border="0"> <thead> <tr> <th><u>Baseline:</u></th> <th><u>Target:</u></th> </tr> </thead> <tbody> <tr> <td>Total</td> <td></td> </tr> <tr> <td>24.7 % (2014)</td> <td>at least 30%</td> </tr> <tr> <td colspan="2"> </td> </tr> <tr> <td colspan="2">Bottom 20% of households by income</td> </tr> <tr> <td>24%</td> <td>at least 30%</td> </tr> <tr> <td colspan="2">Urban</td> </tr> <tr> <td>23.3%</td> <td>at least 30%</td> </tr> <tr> <td colspan="2">Rural</td> </tr> <tr> <td>25.3%</td> <td>at least 30%</td> </tr> <tr> <td colspan="2"> </td> </tr> <tr> <td colspan="2">4.4 Prevalence of current Tobacco use among adults (25-64)</td> </tr> <tr> <td><u>Baseline:</u></td> <td><u>Target:</u></td> </tr> <tr> <td>25.7% (2013)</td> <td>22% (2022)</td> </tr> <tr> <td colspan="2">Men</td> </tr> <tr> <td>48.2%</td> <td>40.5% (2022)</td> </tr> </tbody> </table>	<u>Baseline:</u>	<u>Target:</u>	Total		24.7 % (2014)	at least 30%			Bottom 20% of households by income		24%	at least 30%	Urban		23.3%	at least 30%	Rural		25.3%	at least 30%			4.4 Prevalence of current Tobacco use among adults (25-64)		<u>Baseline:</u>	<u>Target:</u>	25.7% (2013)	22% (2022)	Men		48.2%	40.5% (2022)	<p>MICS MoH reports</p>										
<u>Baseline:</u>	<u>Target:</u>																																										
Total																																											
24.7 % (2014)	at least 30%																																										
Bottom 20% of households by income																																											
24%	at least 30%																																										
Urban																																											
23.3%	at least 30%																																										
Rural																																											
25.3%	at least 30%																																										
4.4 Prevalence of current Tobacco use among adults (25-64)																																											
<u>Baseline:</u>	<u>Target:</u>																																										
25.7% (2013)	22% (2022)																																										
Men																																											
48.2%	40.5% (2022)																																										

	<p>Women 2.7% 2.0% (2022)</p> <p>4.5. % Population covered by social protection systems/floors (1.3.1)</p> <p>(a) <i>Percentage of children receiving benefits;</i> <u>Baseline:</u> <u>Target:</u> Total 14 % (2016) 17 % (2022) Bottom 20% of households by income Xx yy</p> <p>(b) <i>Percentage of persons with disabilities receiving benefits;</i> <u>Baseline:</u> TBD <u>Target:</u> TBD Total 24,8% (2016) yy Male Xx yy Female Xx yy</p> <p>(c) <i>Percentage of women receiving maternity benefits at childbirth;</i> <u>Baseline:</u> TBD <u>Target:</u> TBD Total 25% (2016) yy Male Xx yy Female Xx yy</p> <p>(d) <i>Households living at or near poverty line receiving Government/social assistance (Source: MSLD -MBLIF as the Baseline)</i> <u>Baseline:</u> <u>Target:</u> 5% (Source: MLSL, 2015) 32% currently living in poverty</p> <p>(e) <i>Percentage of primary school children receiving nutritious meals as direct transfer to children and their families (conditional social transfer) through the national school meals programme.</i> <u>Baseline:</u> 45% <u>Target:</u> 65% by 2022 (2016, Source: MoES)</p> <p>4.6. Government recurrent and capital spending to Health, Education, Labour and Social Development sectors that disproportionately benefit women, the poor and vulnerable groups (1.b.1) <u>Baseline:</u> <u>Target:</u> Xx (20zz) yy</p>	<p>STEPS survey</p> <p>MLSD report</p> <p>MLSD report</p> <p>- National Statistical Committee - Ministry of Finance (MoF) reports - Ministry of Labour and Social Development (MoLSD) reports</p>
--	---	---

<p>4.7. Number of cases referred to social services and other support schemes based on rigorous individual assessment, planning and review during the year</p> <p>(a) Number of cases referred to productive support schemes, i.e. trainings, paid public works, microcredits, etc.)</p> <p><u>Baseline:</u> <u>Target:</u> 1,400 (2016) 10,000 (2022) Male: 51% Female 49%</p> <p>(b) <i>Percentage of children aged 5-17 years engaged in child labour, by sex and age</i></p> <p><u>Baseline:</u> <u>Target:</u> 27.8 (2014) yy 22 (2022) Male 31.6 (2014) Male 27.0 (2022) Female 23.5 (2014) Female 20.0 (2022)</p> <p>(c) <i>Number of Victims of Trafficking (VoTs) referred through the Counter-Trafficking Referral Mechanism by 2022</i></p> <p><u>Baseline:</u> <u>Target:</u> 10 VoTs (Mol,2015) at least 100</p> <p>4.8 % of children from 3 to 5 covered by preschool education programmes</p> <p><u>Baseline:</u> <u>Target:</u> 22.7% (2014) 30%</p> <p>Boys- 22.8% (MICS 2014) Boys- 30% (MICS 2018) Girls- 22,6% (MICS 2014) Girls- 30% (MICS 2018)</p> <p>4.9 Net enrollment rate in primary and lower secondary school</p> <p>a) primary school (Grade 1-4)</p> <p><u>Baseline:</u> <u>Target:</u> 98% (2014) 99%</p> <p>Boys – 98% Boys – 99% Girls - 98% Girls – 99%</p> <p>b) lower secondary school (Grade 5-9)</p>	<ul style="list-style-type: none"> - MoES - Social Fund reports - National Statistics Committee: - Child Labor Survey - National Statistical Committee Yearbook - Ministry of Interior - Ministry of Labour and Social Development (MoLSD)⁸⁰ - National Statistical Committee Yearbook - Ministry of Finance (MoF) reports - Ministry of Labour and Social Development (MoLSD) reports - Ministry of Labour and Social Development administrative data
--	--

⁸⁰ Ministry of Interior is shown as the source for the baseline data. For the final target, the data will be obtained from the Ministry of Interior, Ministry of Labour and Social Development and National Statistics Committee since, currently, IOM is implementing a multi-year project together with partners on establishing a National Referral Mechanism for victims of human trafficking. The process is under way and the mechanism is expected to be in place by 2020. In that case Mol, MoLSD and NSC will be able to report on this indicator and serve as a source of information.

<p><u>Baseline:</u> 92% (2014) Boys – 92% Girls - 92%</p> <p><u>Target:</u> 94% Boys – 94% Girls - 94%</p> <p>4.10 Net attendance rate in primary, lower secondary and upper secondary school</p> <p>a) primary school (Grade 1-4)</p> <p><u>Baseline:</u> 99.3% (2014) Boys – 99.37% Girls – 99.24%</p> <p><u>Target:</u> 99.5% Boys – 99.5% Girls – 99.5%</p> <p>b) lower secondary school (Grade 5-9)</p> <p><u>Baseline:</u> 96% (2014) Boys – 95.9% Girls – 96.1%</p> <p><u>Target:</u> 97% Boys – 97% Girls - 97%</p> <p>c) upper secondary school (Grade 9-11)</p> <p><u>Baseline:</u> Boys 59.1 % (2014) Girls 55.6% (2014)</p> <p><u>Target:</u> 65% 65%</p> <p>4.11 Proportion of youth (15-24) not in education, employment or training (SDG 8.6.1)</p> <p>14,9% (2016) TBD</p> <p><u>Baseline:</u> 21,4% (NSC, 2015) 13,6% male 29,5% female</p>	<p>- National Statistical Committee Data - Ministry of Education and Science (MoES) reports - MICS 2018 - Global Education Monitoring Reports</p> <p>- Government and ILO assessment: Key Indicators of the Labour Market database</p>
---	--

Partners

- » Government: Office of the President; PMO and departments, Parliament and its committees; Ministries: Health, Education and Science, Labour and Social Development, Justice, Interior, Economy, and Finance; State Agencies for Youth, Physical Culture and Sports, and Local Self Governance and Inter-Ethnic Relations; National Statistical Committee; Local Self Government, Ombudsman’s Office
- » Mandatory Health Insurance Fund (MHIF)
- » NGOs, Federation of Trade Unions of Kyrgyzstan Professional Associations: CSOs working with GEWE issues; Mass media: specify; Private sector : National Confederation of Employers, JIA Business Association, National Alliance of Business Associations
- » Village Health Committees, Communities, Religious leader
- » UN System Agencies: FAO, IAEA, UNAIDS, UNDP, UNFPA, UNICEF, UNODC, UN Women, WFP, WHO, UNESCO, ILO, IOM

Assumptions

- » NSDS, 2018-2022 is fully funded and under implementation, especially for social protection policies and programmes, health and health financing, educational access and quality

Risks

- » Limited linkages with other sectoral policies (Economy, Labour and employment)
 - » Privatization of services
 - » Presidential elections in 2017 and potential for political instability
 - » Ongoing contraction in real GDP growth, due to recession in Russia and constraints in gold production, may impede funding for social and economic programmes.
-

ANNEX B. Costed monitoring and evaluation plan

This annex describes the major monitoring, reporting, and evaluation (MRE) activities expected during the UNDAF cycle, along with estimated costs. It is comprised of:

- » B1. A calendar of major, expected MRE activities, and
- » B2. The indicative costs for these activities.

A1. MRE Calendar

The calendar provides an *at-a-glance* view of the major MRE activities during the UNDAF cycle. It is driven by the results framework (see Annex A). Tracking progress towards the outcomes and indicators will involve:

- » **Routine progress monitoring and reviews** by Results Groups (RGs) to share information, highlight implementation progress and constraints against planned outcomes, outputs, and activities and identify key issues for the consideration of the Strategic Coordination Committee (SCC).
- » **Annual reviews** that are focused on assessing progress towards expected UNDAF outcomes. RG annual reports will describe actual outputs or the results of major activities delivered against those planned in joint work plans and use data from monitoring efforts.
- » Preparation of **one annual progress report**⁸¹, on the basis of routine monitoring and the annual review. The progress report will describe actual outputs delivered against those planned in joint work plans and *progress towards* the outcomes in this UNDAF, using specified indicators.
- » An **evaluation** in the penultimate year of the programme cycle to support the formulation of the next UNDAF. The evaluation will assess the relevance of the UNDAF outcomes, the effectiveness and efficiency of implementation by partners, and their sustainability and contribution to country priorities. The evaluation will also gauge the performance of the SCC, RGs, and other management groups.

The table below provides a calendar of these and other major, expected MRE activities including:

- » Surveys and studies;
- » Support for monitoring systems related to UNDAF cooperation initiatives;
- » Major reviews; and
- » Programme and thematic evaluations.

Many of these activities respond to gaps in existing survey or administrative data for several of the specified outcome indicators.

⁸¹ The progress update will follow the UNDG Standard Operational Format and Guidelines for Reporting Progress on UNDAF.

B1. Monitoring, reporting, and evaluation calendar

	2018	2019	2020	2021	2022
A. Surveys and Studies	<ol style="list-style-type: none"> 1. Baseline data survey(s)ⁱ 2. Multiple Indicator Cluster Survey (MICS) 3. Capacities for Kyrgyz Integrated Household survey 4. Internal migration causes and flows 		<ol style="list-style-type: none"> 5. COSI survey (obesity among children) 6. Situation analysis of children and women in Kyrgyzstan (SitAn) 	<ol style="list-style-type: none"> 7. Kyrgyz Integrated Household survey – health module 8. STEPS survey 9. Country Analysis (next cycle) 	
B. Monitoring Systemsⁱⁱ	<p><u>Outcome 1.</u></p> <p>1. WFP bi-annual Food Security Monitoring System (FSOM) in targeted areas to track progress made in achieving household food security and communities resilience</p> <p><u>Outcome 2. Governance and rule of law</u></p> <p>1. Monitoring and evaluation of the implementation of the National Law on combatting human trafficking (2018, 2019, and 2020)</p> <p><u>Outcome 4. Health</u></p> <p>2. Strengthen local, routine health monitoring systems (data collection and analysis) on Life Expectancy, morbidity and mortality (disaggregated data and vulnerable groups) including Key gaps U5M and Neonatal mortality; RH; Satisfaction of family planning needs for women 15-49 (SDG3.7.1); Coverage of essential health services (SDG 3.8.1); Health worker density and distribution (SDG3.c.1). Support for the monitoring of SDG's data (collection, analysis).</p> <p>3. Strengthen collection, analysis of health financing data</p> <p>4. Support MoH to improve data on health system inputs and performance (1) Performance of health system managers (central and local); (2) International assistance to health system; (3) Private health and pharmaceutical spending; (4) Post-natal home visiting; (5) maternal death data (Confidential Enquiries into Maternal Death; (6) Cervical cancer data; (6) National health management; (7) information systems on contraceptive usage and FP indicator database to ensure the monitoring of indicators</p> <p>5. Support for the monitoring of health SDG indicators</p> <p><u>Outcome 4. Education</u></p> <p>6. Strengthen Education Management Information System (EMIS)</p> <p>7. Raise awareness of education data producers and advocate for an educational data platform for relevant SDGs and EFA 2030 indicators and targets.</p> <p>8. Review data collection and support the analysis of education data produced by household surveys.</p>				
C. Reviews	<ol style="list-style-type: none"> 1. Results Group (RG) reviews (2x/yr) 2. UNDAF Annual Review (AR) and Results Report 	<ol style="list-style-type: none"> - RG reviews (2x/yr) - UNDAF AR, Results Report 3. WFP Country Programme mid-term review 	<ol style="list-style-type: none"> - RG reviews (2x/yr) - UNDAF AR, Results Report 	<ol style="list-style-type: none"> - RG reviews (2x/yr) - UNDAF AR, Results Report 	<ol style="list-style-type: none"> - RG reviews (2x/yr) - UNDAF AR, Results Report

D. Evaluations	1. UNCT Gender Assessment (Gender Scorecard)	3. WFP's Country Programme End-line Evaluation
	2. Education sector analysis	4. UNDAF Evaluation (btw. end 2020 and mid 2021)

Notes:

ⁱ **The following outcome indicators, including specified data disaggregation, are currently not available through existing survey or administrative data:**

Outcome 2

2.1 % Population who believe decision making is inclusive and responsive

2.2 % Positions (by sex, age, persons with disabilities and population groups) in public institutions (national and local legislatures, public service, and judiciary) compared to national distributions

2.5 % Population subjected to physical, psychological or sexual violence in the previous 12 months

2.6 % Population satisfied with their last experience of public services

Outcome 3

Direct disaster economic loss as % GDP (Goal)

Outcome 4

4.4 Government recurrent and capital spending to sectors that disproportionately benefit women, the poor and vulnerable groups (Social protection, the indicator value can be derived from existing information sources in the course of Public Expenditures Review)

ⁱⁱ **Activities in support of country monitoring systems are annual, unless otherwise stated.**

B2. MRE indicative costs

This cost table is based on the MRE calendar (B1). It provides the indicative costs for each major MRE activity and the provisional source of funds from regular or core resources and other or non-core resources. These costs are included in the overall budget in section 3.1.

MRE Activity	UNDAF outcome ref.	Intended use of MRE information and findings	Start	Indicative Cost (USD)	Source of Funds (Agency: Regular-RR; Other-OR)
A. Surveys and Studies					
1. Baseline data survey(s)	All (see ⁱ above)	- Provide baseline and data - Inform programming strategy and results	2018	\$ 10,000 1,000	UNICEF RR UNDP RR
2. Multiple Indicator Cluster Survey (MICS)	1, 4	- Provide baseline data - Inform programming strategy and results	2018	\$ 400,000 20,000	UNICEF OR UNFPA OR
3. Assessment of capacities for Kyrgyz Integrated Household survey (HIS)	4 (Health)	Support for decision making on HIS implementation	2018	\$ 30,000	WHO
4. Study of Internal migration causes and flows	1 (Employment)	- Understand the scale and causes of internal migration - Understand the risks of being trafficked within the country	2018	\$ 100,000	IOM
5. COSI survey	4 (Health)	Assessment obesity among children (7-9 yrs)	2020	\$ 30,000	WHO
6. Situation analysis of children and women in Kyrgyzstan (SitAn)	All	- Comprehensive analysis of situation of children and women in the country - Provide recommendations for the remaining part of UNICEF programme implementation	2020	\$ 50,000	UNICEF RR
7. STEPS survey	4 (Health)	Assessment of the progress of NCD risk factors	2021	\$ 160,000	WHO
8. Kyrgyz Integrated Household survey (HIS)– health module	4 (Health)	Support for decision making on universal health coverage	2021	\$ 10,000	WHO
9. Country Analysis (next cycle)	na	Understand critical changes in country context, especially vis. SDG achievement, and support for preparation of next UNDAF	2021	\$ 50,000	UNCT (TBD)
10. Agricultural Census	na	Understand the structure of agriculture	2018	\$ 317,000	FAO (TCP Funds)
TOTAL				\$ 1,178,000	
B. Monitoring Systems					

MRE Activity	UNDAF outcome ref.	Intended use of MRE information and findings	Start	Indicative Cost (USD)	Source of Funds (Agency: Regular-RR; Other-OR)
Ongoing assessment of implementation of the National Law on combatting human trafficking	1	- Monitor and evaluate implementation of law and adherence with international commitment	2018, 2019, 2010	\$ 24,000	IOM
1. WFP's bi-annual Food Security Monitoring System (FSOM) in targeted areas	1	- Track progress made in achieving household food security and communities resilience for activity achievement reporting		\$ 70,000	WFP OR
2. Strengthen local, routine health monitoring systems	4 (Health)	- Build capacity for routine collection and analysis of key health data (LE, Morbidity, mortality) to track; U5M and Neonatal mortality and system performance	2018-2022	\$ 20,000	WHO
3. Strengthen collection, analysis of health financing data	4 (Health)	- Build capacity for routine collection and analysis of health financing data to track system efficiency	2018-2022	\$ 50,000	WHO
4. Support MoH to improve data on health system inputs and performance	4 (Health)	Build capacity for routine health data collection, collation, processing, analyses and use for decision-making, monitoring and evaluation for health data including maternal mortality, family planning FP and HIV	2018-2022	\$ 20,000	UNFPA OR
5. Support for the monitoring of health SDG indicators	4 (Health)	To assess progress of achieving of SDG global and national SDG targets	2018-2022	\$ 20,000	WHO
6. Strengthen Education Management Information System (EMIS)	4 (Education)	Build capacity for routine collection and analysis of education data to track system performance	2018-2022	\$ 50,000	UNICEF RR
7. Build capacity to collect and analyse education data produced by multiple data sources, including household surveys, to monitor SDG4 implementation	4 (Education)	Organize trainings; raise awareness of education data producers and advocate for an educational data platform for SDG4 indicators and targets	2018-2022	Total \$ 80,000 UNESCO \$40,000 Gap \$40,000	UNESCO (TA from Almaty and UIS regional unit)
8. Based on the Data Quality Assessment Framework, review education data collection and support the analysis of education data produced by multiple data sources	Education	Review and strengthening of the data production chain in the country to support in assessing progress of achieving SDG4 global and national indicators	2018-2022	Total \$130,000 UNESCO \$65,000 Gap \$65,000	UNESCO (TA from Almaty and UIS regional unit)
TOTAL				\$359,000	
Gap				\$105,000	
C. Reviews					
1. Results Group (RG) reviews (2x/yr)	All	- Major input to the UNDAF annual review and progress report	2018-2022	na	

MRE Activity	UNDAF outcome ref.	Intended use of MRE information and findings	Start	Indicative Cost (USD)	Source of Funds (Agency: Regular-RR; Other-OR)
2. UNDAF Annual Review (AR) and Progress Report	All	AR: Share information with all UNDAF partners, highlight implementation progress and constraints against planned outcomes and outputs (in JWP) Progress report: Describe actual outputs delivered against those planned in joint work plans and <i>progress towards</i> the outcomes, using specified indicators; highlight implementation progress and constraints	2018-2022	\$50,000 (\$10,000/annum)	UNCT
3. WFP Country Programme Mid-term Review	1	Inform on activity relevance, accountability and progress achieved to inform further programming	2019	\$70,000	WFP
4. FAO Country Programme Framework (2018-2022)	1,3,4	Formulation of the new country programme for FAO and its partners	2017	\$70,000	FAO (RR)
TOTAL				\$ 190,000	
D. Evaluations					
1. UNCT Gender Assessment (Gender Scorecard)	All	Mandatory gender assessment of UNCT to be done within each UNDAF cycle to ensure implementation of UN SAWP on Gender Equality and Empowerment of Women at country level. The methodology updated by UNGD in 2016.	2017-2018	\$ 40,000 6,000 2,000 2,000	UNICEF OR UN Women OR UNRCO Others
2. Evaluation of Education Sector and Revision of the Education Sector Plan	4	Comprehensive analysis of education sector performance and its current status; based on the analysis, technical assistance and capacity development on the development of the next education sector plan to achieve the SDG4	2018-2022	Total \$150,000 UNESCO \$75,000 Gap \$75,000	UNESCO (TA from Almaty, UNESCO Regional Bureau, HQ and/or IIEP)
3. WFP's Country Programme End-line Evaluation	1	Inform on achieved results, accountability and future prioritization	2020	\$ 160,000	WFP
4. UNDAF Evaluation	All	- Evaluate the relevance of the UNDAF outcomes, the effectiveness and efficiency of implementation by partners, and their sustainability and contribution to country priorities. - Provide recommendations for strategic focus of next UNDAF	2021	\$ 60,000	UNCT
TOTAL				\$ 345,000	
Gap				\$ 75,000	
GRAND TOTAL MRE Plan				\$ 2,072,000	
GRAND TOTAL Gap				\$ 180,000	

ANNEX C. Basic Agreements

This UNDAF will, in respect of each of the United Nations system agencies signing, be read, interpreted, and implemented in accordance with and in a manner that is consistent with the basic agreement between such United Nations system agency and the Host Government.

Whereas the Government of the Kyrgyz Republic (hereinafter referred to as ‘the Government’) has entered into the following:

Agency	Agreement	Date signed
FAO	The Agreement for the opening of the FAO Representation in the Kyrgyz Republic: Exchange of letters between FAO and Ministry of Agriculture and Melioration, on behalf of Government; Country Programme Framework	23 November 2007
ILO	Exchange of letters between the Government of the Kyrgyz Republic, represented by the Ministry of Labour and Social Protection of the Kyrgyz Republic, Federation of Trade Unions of Kyrgyzstan, Confederation of Employers of the Kyrgyz Republic and ILO.	8 August 2005 and 14 December 2006
IOM	Agreement between IOM and the Government of the Kyrgyz Republic on for cooperation in the field of migration signed on 9 February 1998 and ratified by the Law #81 of the Kyrgyz Republic as of 15 April 2003.	9 February 1998
UNDP	WHEREAS the Government and the United Nations Development Programme (hereinafter referred to as UNDP) have entered into a basic agreement to govern UNDP’s assistance to the country (Standard Basic Assistance Agreement (SBAA)), which was signed by both parties on 14 September 1992 . Based on Article I, paragraph 2 of the SBAA, UNDP’s assistance to the Government shall be made available to the Government and shall be furnished and received in accordance with the relevant and applicable resolutions and decisions of the competent UNDP organs, and subject to the availability of the necessary funds to the UNDP. In particular, decision 2005/1 of 28 January 2005 of UNDP’s Executive Board approved the new Financial Regulations and Rules and along with them the new definitions of ‘execution’ and ‘implementation’ enabling UNDP to fully implement the new Common Country Programming Procedures resulting from the UNDG simplification and harmonization initiative. In light of this decision this UNDAF together with an work plan (which shall form part of this UNDAF, and is incorporated herein by reference) concluded hereunder constitute together a project document as referred to in the SBAA.	14 September 1992
UNFPA	Standard Basic Assistance Agreement (SBAA) between the Government of the Kyrgyz Republic and UNDP	14 September 1992
UNHCR	Standard Basic Assistance Agreement (SBAA) between the Government of the Kyrgyz Republic and UNDP	14 September 1992
UNICEF	Basic Cooperation Agreement (BCA) concluded between the Government and UNICEF on 26 October 1994 .	26 October 1994
UNIDO	Exchange of letters between UNIDO and the Government of Kyrgyz Republic on the establishment of the UNIDO Office.	10 May 2008
UNODC	Standard Basic Assistance Agreement (SBAA) between the Government of the Kyrgyz Republic and UNDP Programme for Central Asia: A Partnership Framework for impact related action in Central Asia (Kazakhstan, Kyrgyzstan, Tajikistan, Turkmenistan, Uzbekistan) 2015-2019	14 September 1992 5 May 2015
UNV	United Nations Volunteers (hereinafter referred as UNV) is administered by the UNDP and governed by the Standard Basic Agreement of UNDP’s assistance to the country, which was signed by the Government and UNDP on 14 September 1992.	14 September 1992
UN WOMEN	Standard Basic Assistance Agreement (SBAA) between the Government of the Kyrgyz Republic and UNDP Extension to UN Women of the terms of UNDP SBAA with host governments	14 September 1992 25 May 2011

Agency	Agreement	Date signed
WFP	MoU between the Government of the Kyrgyz Republic, represented by the Ministry of Labour and Social Development, and WFP for the implementation of development project 200662 "Support to national productive safety nest and longer-term resilience in the Kyrgyz Republic". MoU between the Ministry of Education of the Kyrgyz Republic and WFP for the implementation of the development project 200176 "Optimizing primary school meals in the Kyrgyz Republic".	20 of November 2014 07 February 2016
WHO	Basic Agreement between the World Health Organization and the Government of Kyrgyzstan.	27 December 1994

For all other UN system agencies, including: IAEA, OHCHR, UNAIDS, UNCTAD, UNECE, UNEP, UNESCO, ITC assistance to the Government shall be made available and shall be furnished and received in accordance with the relevant and applicable resolutions and decisions of the competent UN system agency's governing structures.