



2011 Annual Statistical Report on United Nations Procurement



- Procurement of goods and services - all sources of funding
 - Procurement profiles of the Development Assistance Committee member countries
 - Procurement profiles of the top twenty developing countries and countries with economies in transition
-

2011 Annual Statistical Report on United Nations Procurement

UNOPS would like to acknowledge the contribution of the various organizations to the 2011 Annual Statistical Report on United Nations Procurement. The views expressed in this publication do not necessarily reflect those of the United Nations.

Copyright © 2012



All rights reserved. The use of data from this publication must be accompanied by a reference to the title and a website location of this report.

This publication and the accompanying Annual Thematic Supplement may be reproduced for personal use but may not otherwise be reproduced or, stored in a retrieval system or transmitted, in any form or by any means, electronic, photocopying, recording or otherwise, without prior written permission of UNOPS.

This document is available online at www.ungm.org and www.unops.org. It has been published in electronic format to limit the use of paper, ink, and transport emissions to further support UNOPS' leadership role in advancing sustainable practices.

Table of Contents

Introduction	1
Glossary of terms	2
Executive Summary	3
Total procurement of goods and services for operational activities of the UN system.....	3
Ten major countries of supply to the UN system in 2011.....	4
Procurement by UN agencies in 2010 – 2011.....	5
Procurement from developing countries and countries with economies in transition.....	6
Procurement from developing countries and countries with economies in transition by region.....	7
Procurement from developing countries and countries with economies in transition by top 10 UN agencies.....	8
Top 20 developing countries and countries with economies in transition supplying UN operations in 2011.....	9
United Nations procurement and the Global Compact.....	10
Procurement from Global Compact members as a percentage of orders of \$30,000 or more.....	10
Sustainability reporting in the UN system	12
About the report	16
Procurement profiles of the DAC member countries	17
Australia.....	18
Austria.....	19
Belgium.....	20
Canada.....	21
Denmark.....	22
Finland.....	23
France.....	24
Germany.....	25
Greece.....	26
Ireland.....	27
Italy.....	28
Japan.....	29
Luxemburg.....	30
Netherlands.....	31
New Zealand.....	32
Norway.....	33
Portugal.....	34
Republic of Korea.....	35
Spain.....	36
Sweden.....	37
Switzerland.....	38
United Kingdom.....	39
United States.....	40

Procurement profiles of the top twenty developing countries and countries with economies in transition	41
Afghanistan	42
Argentina	43
Brazil	44
China	45
Congo, Democratic Republic of.....	46
Ethiopia	47
Haiti	48
India.....	49
Indonesia.....	50
Jordan	51
Kenya	52
Pakistan.....	53
Panama	54
Peru.....	55
Russian Federation	56
South Africa	57
Sudan	58
Uganda.....	59
Ukraine	60
United Arab Emirates	61
Procurement of goods and services - all sources of funding	62
Total procurement of goods by country of procurement and services by country of head office	63
Total procurement by UN agency	66
Procurement of goods by country of procurement and source of funds	67
Total procurement of goods by UN agency and country of procurement	70
Procurement of services by contractor's country of head office and source of funds	85
Total procurement of services by agency and country of procurement.....	88
Top 10 items/product groups procured by UN agencies	103
Agency share by category of goods and services	110
Major goods and supplies ordered by UN agencies	123
Major service and works contracts placed by UN agencies	210
Project personnel - all sources of funding	337
Annexes	341
Annex 1 - Abbreviations	323
Annex 2 - Developing countries	324
Annex 3 - Economies in transition.....	331
Annex 4 - Developed countries.....	332

Introduction

United Nations procurement delivery in 2011 has decreased slightly in comparison to the previous year. The total UN procurement volume has decreased by \$268 million over the previous year, representing a decrease of 1.9 percent. In terms of procurement of goods and services, procurement of goods decreased by \$10 million, while procurement of services decreased by \$258 million over 2010. The 2011 data further confirms that the UN's requirement for services exceeds that of goods, reversing the trend of previous years where the proportion of goods procured far outweighed that of services contracted.

The 2011 report analyzes procurement from developing countries and countries with economies in transition, and examines United Nations system performance in increasing opportunities for vendors in developing countries and countries with economies in transition. Significant progress has been made towards achieving that objective (refer to Figures 4-8 in the Executive Summary for further details).

In addition, the 2011 report looks at procurement by United Nations organizations from vendors that support the 'Global Compact'. The Compact measures engagement by the United Nations system with companies that take corporate social responsibility seriously, an increasingly important consideration in the global marketplace. The number of vendors that have signed the Global Compact has almost doubled over the past five years and currently has approximately 10,000 members. While United Nations organizations give no preferential treatment to Compact signatories, the volume of procurement with registered Global Compact vendors shows an increase of six percent over the period 2006-2011

The distribution of countries and territories used in the report has been revised to follow those used by the Statistics Division, Department of Economic and Social Affairs (DESA) of the United Nations. In previous reports the designations used were developing countries, countries with economies in transition and industrialized countries. The 2011 report uses the following designations developing countries, countries with economies in transition and developed countries. The designations 'developing', 'in transition' and 'developed' are intended for statistical convenience and do not necessarily express a judgment about the stage reached by a particular country or area in the development process.

The 2011 statistical report features an annual thematic supplement, now in its fourth year, that focuses on current issues in procurement. For 2011, the focus of the supplement is on the issue of transparency and its effects on public procurement in the context of the global move towards creating a more accountable and robust system of development cooperation. The supplement provides an overview of the benefits and challenges of transparency, as well as case studies and contributions from practitioners and experts.

This publication has been produced by the United Nations Office for Project Services (UNOPS) on behalf of the United Nations system of organisations. UNOPS is grateful to the United Nations organizations listed in Table 2 on page five for their continuous support and contributions that make the publication possible. UNOPS hopes that this report provides useful information on the breadth and spectrum of United Nations procurement to the reader. UNOPS continually strives to improve and refine the report to better serve expectations and objectives of government stakeholders, donors, the business community and United Nations organizations.

This report is available online at the website locations shown below.

United Nations Global Marketplace (UNGM)

UNOPS

Glossary of terms

All sources of UN funding: Covers technical cooperation and other development assistance from regular, extra budgetary and trust funds, as well as emergency, humanitarian and peacekeeping operations.

Development Assistance Committee (DAC) member countries: A key forum of major bilateral donors who work together to increase the effectiveness of their common efforts to support sustainable development. DAC consists of 22 member countries as well as the Commission of the European Communities.

Developing countries and countries with economies in transition (DC/ET): Countries for which the United Nations provides financial/technical assistance. A list of these countries is attached as Annex 2 and 3.

Fellowships: Scholarships and study tours awarded to individuals for study and training within various operational activity programmes. Activities which do not involve individual award of a scholarship, such as group training and seminars, are not included.

Goods: Includes both equipment and supplies.

International Project Personnel: Experts and consultants hired internationally for technical cooperation activities.

National Project Personnel: National personnel of all categories, including experts and consultants, hired locally for technical cooperation activities.

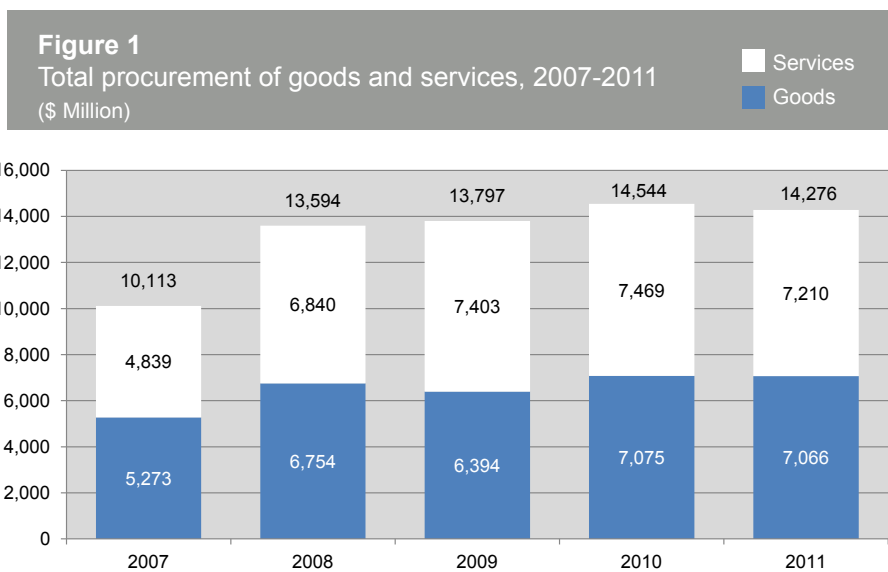
Procurement: The acquisition of goods and services.

Services: Contracts with companies/contractors or consulting firms. This does not include the hiring of individual experts and consultants.

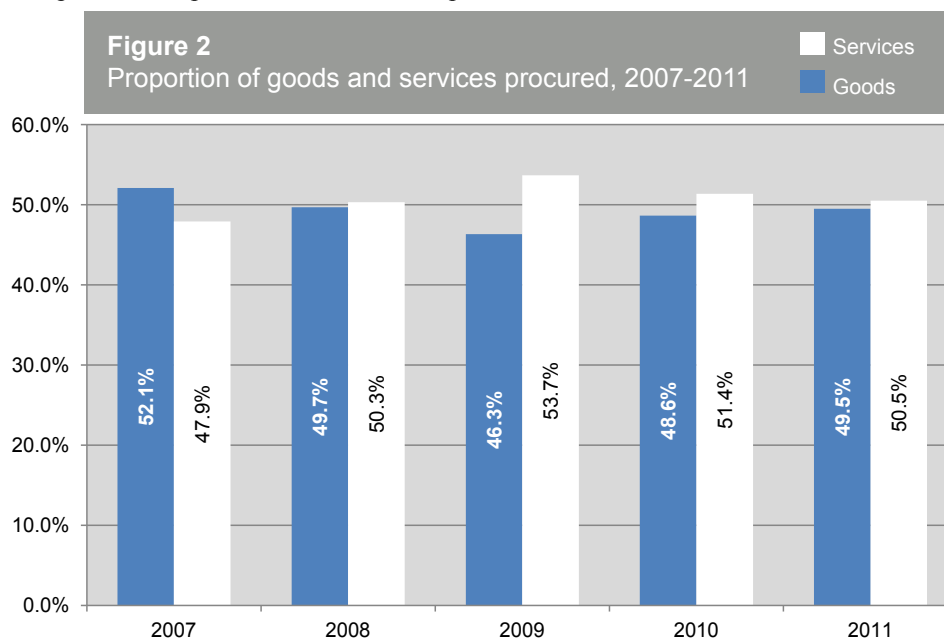
Executive Summary

Total procurement of goods and services for operational activities of the UN system

The overall procurement volume (goods and services combined) of United Nations organizations during 2011 decreased to \$14.3 billion, from \$14.5 billion in 2010 – a reduction of 1.9 percent, this is the first recorded decrease in the annual reporting of UN procurement volume since 2002¹. The total procurement of goods decreased \$10 million, a decrease of 0.1 percent, while procurement of services dropped by \$258 million, a decrease of 3.5 percent. Between 2007 and 2011, United Nations procurement volume increased from \$10.1 billion to \$14.3 billion, attributable to a \$1.8 billion growth in the procurement of goods and a \$2.4 billion growth in the procurement of services for the same period.



From 2007 to 2011, the procurement of services by the United Nations system rose as a share of total procurement, and in 2008 slightly overtook the procurement share goods. In 2011, the share of services still exceeded that of goods albeit only by a margin of 1 percent compared to 7.3 percent in 2009 and 2.7 percent in 2010.



¹ In 2002 the total UN procurement volume decreased to \$4.5 billion from \$4.6 billion in 2001, a decrease of 1.5 percent.

Ten major countries of supply to the UN system in 2011

The 10 major countries to supply United Nations organizations in 2011 (see Table 1) included two developing countries and one country with its economy in transition, with Afghanistan, India and the Russian Federation accounting for 30.7 percent of the total procurement volume of the top 10 countries of supply.

Afghanistan is among the 10 major countries to supply the UN for the third year running, despite its share of total United Nations procurement volume decreasing by 0.8 percentage points in 2011. Procurement from Afghanistan consisted primarily of construction, transport and demining services executed with national contractors by the United Nations Development Programme (UNDP) and United Nations Office for Project Services (UNOPS) respectively.

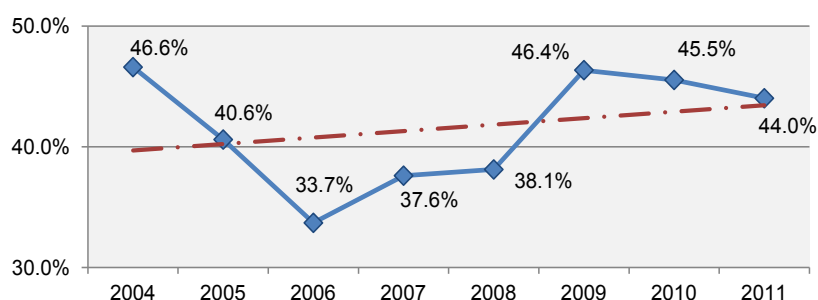
India has featured in this list since 2000, and in 2011, was the third largest supplier to the United Nations system, with a 5.1 percent share of total United Nations procurement volume representing an increase of 1.2 percentage points over 2010. Procurement from India included vaccines, pharmaceuticals and medical equipment procured primarily by the United Nations Children's Fund (UNICEF).

The Russian Federation's share of total procurement volume for 2011 was of 4.2 percent representing an increase of 0.4 percentage points over 2010. Procurement from the Russian Federation consisted primarily of airline management and operations services and food supplies, procured by the United Nations Procurement Division (UN/PD) and the World Food Programme (WFP) respectively.

Countries	Goods	Services	Total \$ Million	% of Total
United States of America	409.9	1,124.9	1,534.8	10.8%
Switzerland	386.5	349.3	735.9	5.2%
India	658.0	66.6	724.6	5.1%
Russian Federation	143.6	453.6	597.2	4.2%
Afghanistan	66.8	470.5	537.3	3.8%
Belgium	413.5	41.8	455.3	3.2%
France	374.2	62.5	436.7	3.1%
Italy	236.0	187.3	423.3	3.0%
Denmark	298.0	124.4	422.4	3.0%
United Kingdom	260.6	156.4	417.0	2.9%
Top 10 Total	3,247.1	3,037.4	6,284.5	44.0%
Grand Total	7,065.6	7,210.5	14,276.0	100.0%

The percentage share of total goods and services procured from the top 10 major countries of supply showed a decreasing trend between 2004 and 2006, reflecting a broadening of the geographical spread of UN procurement. Between 2007 and 2009 (see Figure 3) this downward trend reversed with the total procurement share of the top ten countries of supply to the United Nations increasing. During this period the percentage share has increased by 9 percent. However, since 2009 the total share of procurement from the top ten countries of supply has again been declining, with an initial decline of 0.9 percent in 2010 followed by a further decline of 1.5 percent in 2011 indicating a reduction in the concentration of UN procurement spend within the primary supplier countries and widening of supply sources.

Figure 3
Percentage share of total procurement volume of the top 10 countries to supply the UN system



Procurement by UN agencies in 2010 - 2011

The following table lists the procurement volume of individual United Nations organizations in 2010 and 2011. Data is presented by the percentage share from developing countries and those with economies in transition, which has increased by 2 percentage points from 2010 to 2011. Total procurement volume from 2010 to 2011 decreased by \$268 million². Despite this decrease, 15 of the 30 reporting United Nations organizations increased their procurement volume over the previous year. The United Nations High Commissioner for Refugees (UNHCR) and the United Nations Children's Fund (UNICEF) recorded the largest volume increases.

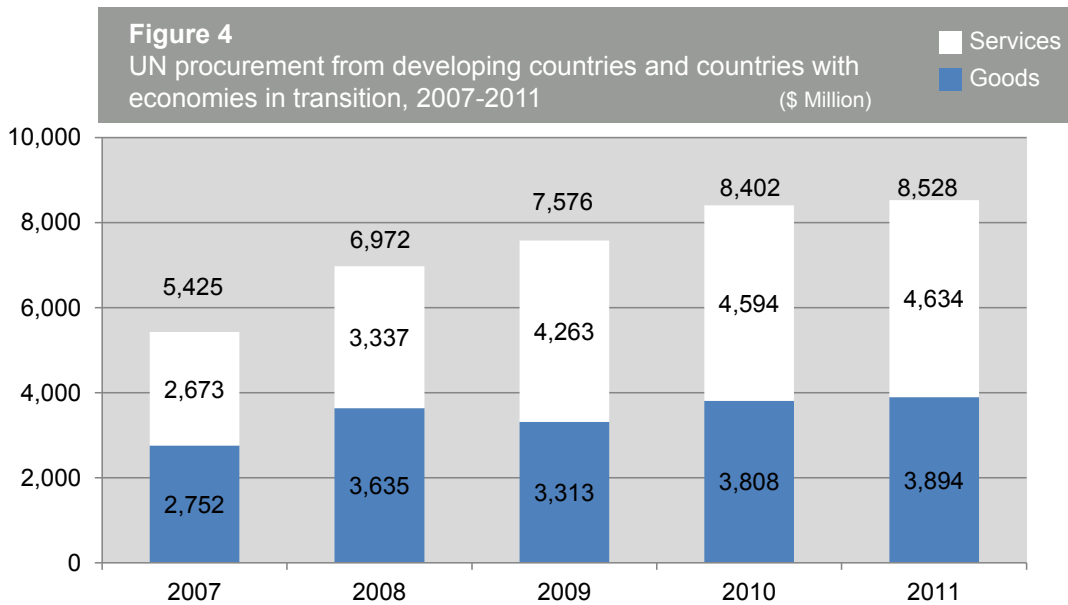
Table 2
Procurement by UN agencies, including percentage procured in developing countries and countries with economies in transition, 2010-2011
(\$ Million)

Agency	Goods	Services	Total	(%)	Goods	Services	Total	(%)
ESCAP	2.54	5.06	7.61	79.08%	4.41	7.11	11.52	83.15%
ESCWA	0.43	1.44	1.87	83.88%	1.39	1.39	2.77	64.98%
ECLAC	2.58	6.29	8.87	84.02%	2.83	12.19	15.02	88.92%
FAO	122.18	45.63	167.81	60.71%	78.25	56.85	135.10	41.20%
IAEA	66.06	79.13	145.19	12.24%	69.02	94.11	163.12	15.39%
IFAD	0.91	46.19	47.09	11.71%	1.16	46.39	47.55	10.83%
ILO	9.42	89.51	98.93	40.23%	14.28	79.21	93.49	33.04%
INSTRAW	0.05	0.08	0.13	85.29%	Now UNWOMEN - Data not received			
ITC	1.17	9.87	11.04	7.62%	1.02	11.93	12.94	93.19%
ITU	4.81	7.72	12.53	11.72%	No data received			
OPCW	1.36	5.79	7.15	0.23%	2.68	6.30	8.98	0.11%
PAHO	693.12	15.21	708.33	27.30%	593.24	13.43	606.67	33.30%
UNDP	649.08	2,279.37	2,928.44	79.47%	652.04	2,039.93	2,691.97	78.52%
UNECA	3.36	4.90	8.26	69.86%	17.24	5.39	22.63	33.04%
UNESCO	43.02	139.49	182.51	62.54%	23.91	121.03	144.94	62.20%
UNFPA	160.95	220.94	381.89	60.02%	148.84	213.52	362.36	60.53%
UNHCR	244.43	178.38	422.81	69.32%	264.71	270.40	535.10	59.95%
UNICEF	1,823.74		1,823.74	40.89%	2,153.57	0.00	2,153.57	38.96%
UNIDO	30.47	41.49	71.96	48.27%	47.77	38.24	86.01	44.18%
UN/DPD	977.40	2,167.12	3,144.52	36.14%	1,073.85	2,099.90	3,173.75	54.01%
UNOG	14.24	73.96	88.20	1.04%	24.01	86.21	110.22	0.88%
UNON	9.54	25.38	34.92	53.89%	24.33	82.76	107.08	52.73%
UNOPS	496.23	519.29	1,015.52	79.62%	318.29	459.96	778.25	73.00%
UNOV	4.23	7.08	11.30	10.26%	5.15	9.61	14.76	23.32%
UNRWA	144.42	76.48	220.90	87.67%	141.19	140.79	281.97	86.51%
UNU	0.02	1.11	1.13	13.18%	0.02	1.10	1.13	24.29%
UNV	0.53	14.89	15.42	0.97%	0.90	15.10	16.00	1.71%
UPU	0.83		0.83	74.57%	0.94	0.00	0.94	74.90%
WFP	1,451.75	1,265.28	2,717.03	75.80%	1,395.08	1,137.26	2,532.34	76.69%
WHO	110.91		110.91	42.78%	No data received			
WIPO		133.19	133.19	2.05%	0.00	146.12	146.12	2.53%
WMO	5.70	5.15	10.84	3.60%	5.01	10.71	15.72	6.08%
WTO	0.03	3.29	3.32	11.74%	0.43	3.53	3.96	24.15%
TOTAL	7,075.49	7,468.70	14,544.20	57.77%	7,065.56	7,210.48	14,276.04	59.74%

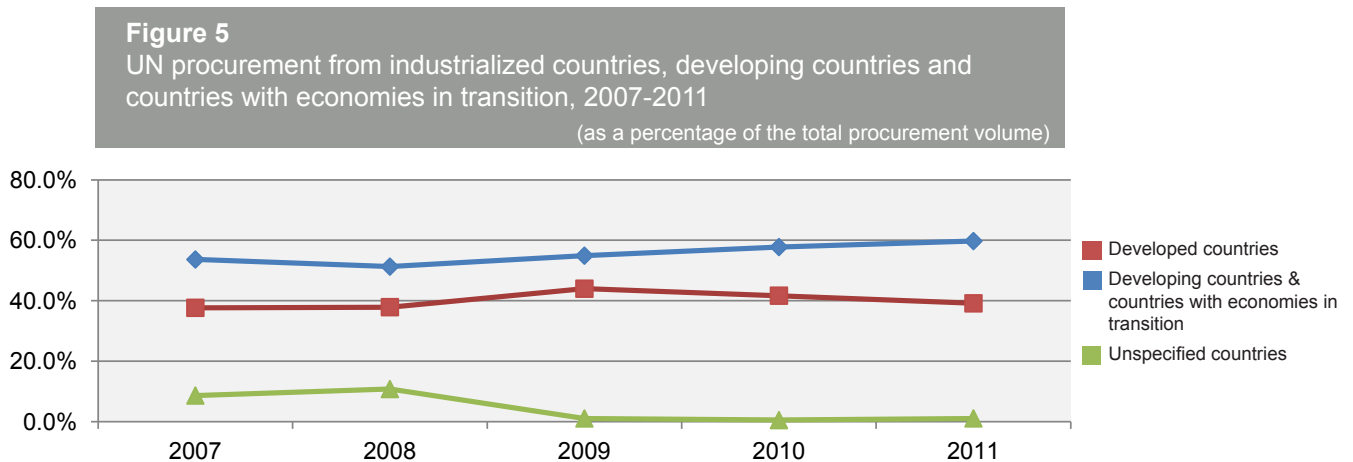
² The total number UN reporting agencies was 30 agencies compared to 33 agencies the previous year where a portion of the decrease in total UN procurement volume may be attributed to.

Procurement from developing countries and countries with economies in transition

General Assembly resolution 57/279 (2005) on procurement reform (specifically paragraph six), encourages United Nations organizations to increase sourcing opportunities for suppliers from developing countries and countries with economies in transition. General Assembly resolution 61/246 (2007) (specifically paragraph 24), reiterates the request. In response, United Nations organizations have placed more orders with suppliers from these countries. The growth of such orders has steadily grown over the 2007 to 2011 period (as shown in Figure 4), a cumulative increase of 57.2 percent for the same period.



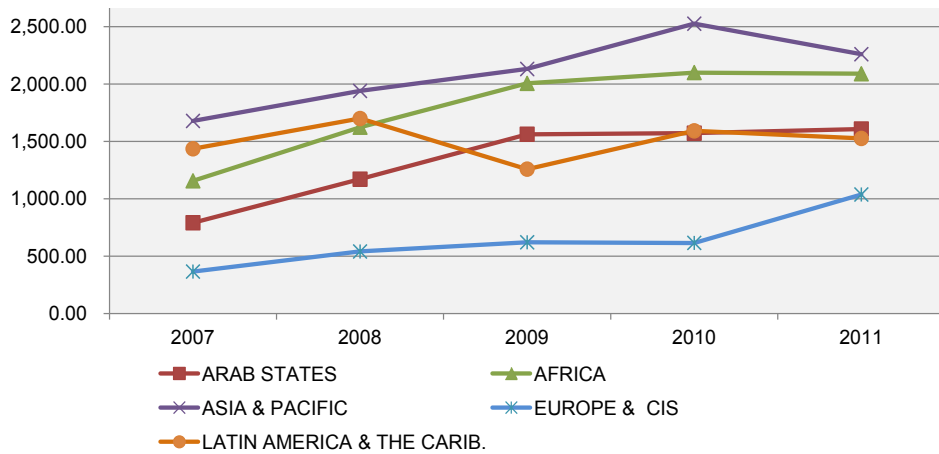
In 2011, procurement from developing countries and countries with economies in transition increased by \$126 million over 2010 further building upon the \$826 million increase from 2009 to 2010, the \$600 million increase from 2008 to 2009 and the \$1.5 billion increase from 2007 to 2008. This is reflected by an increase in the percentage share from 57.7 percent in 2010 to 59.7 percent of total United Nations procurement volume in 2011, while procurement from developed countries decreased from 41.7 percent in 2010 to 39.2 percent in 2011. Procurement from unspecified countries was \$159 million in 2011. Countries are unspecified when organizations cannot attribute the origin of the supplier in their management information systems.



Procurement from developing countries and countries with economies in transition by region

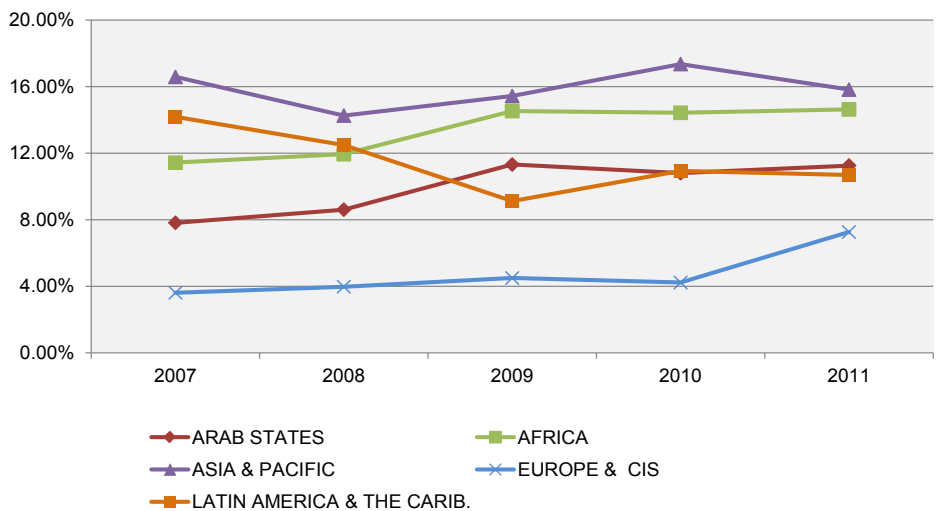
United Nations procurement from African, Latin American, Caribbean and Arab states has remained stable in the period from 2010 to 2011, despite the reduction in the overall United Nations procurement volume. The Asia Pacific region experienced a reduction of \$266 million in their share of procurement from the United Nations organizations in 2011. Notably, Europe and the Commonwealth of Independent States have experienced an increase of \$422 million in UN procurement across the region in the period from 2010 to 2011.

Figure 6
UN procurement from developing countries and countries with economies in transition by region, 2007-2011 (\$ Million)



Regional data from developing countries and countries with economies in transition show that all regions except the Asia and Pacific region and CIS states have seen a stable trend in procurement business. The percentage share has decreased from Asia and Pacific region by 1.5 percent and increased from the CIS states by 3 percent.

Figure 7
UN procurement from developing countries and countries with economies in transition by region, 2007-2011 (percentage of total UN procurement)



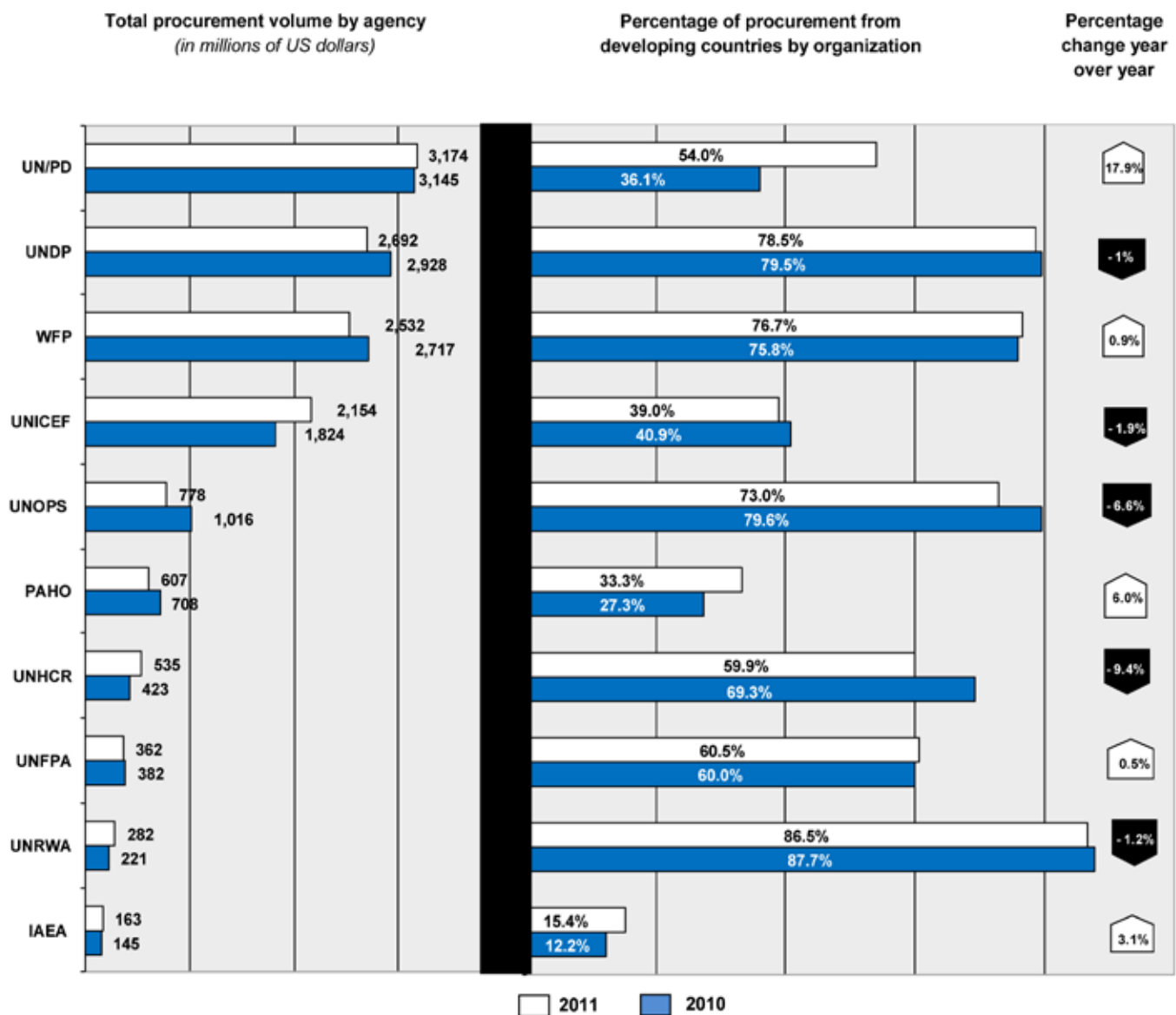
Procurement from developing countries and countries with economies in transition by top 10 UN agencies

Figure 8 represents percentage of procurement volume by the 10 largest United Nations organizations (which account for 93 percent of total procurement), from developing countries and countries with economies in transition in 2011, as well as the percentage change compared with 2010. Organizations are listed in descending order by total procurement volume, detailed in the left hand column.

Figure 8

UN agency procurement from developing countries and countries with economies in transition by region by top 10 UN agencies

2011
2010



Top 20 developing countries and countries with economies in transition supplying UN operations in 2010

In total, procurement of goods and services from the top 20 developing countries and countries with economies in transition represents 38.5 percent of overall United Nations procurement volume, an increase of 1.7 percentage points over 2010. For a detailed overview of procurement volume trends, categories of goods and services procured, as well United Nations organizations shares for each of the countries listed in Table 3, please refer to the procurement profiles of these countries available on page 41 onwards.

Table 3				
Top 20 developing countries and countries with economies in transition supplying UN operations in 2011				
(\$ Million)				
Countries	Goods	Services	Total	% of Total
India	658.0	66.6	724.6	5.1%
Russian Federation	143.6	453.6	597.2	4.2%
Afghanistan	66.8	470.5	537.3	3.8%
Sudan*	170.8	234.0	404.8	2.8%
Kenya	115.0	283.9	398.8	2.8%
Argentina	206.1	159.7	365.8	2.6%
United Arab Emirates	249.9	56.7	306.6	2.1%
Pakistan	162.4	105.2	267.7	1.9%
Panama	113.8	82.4	196.2	1.4%
Brazil	109.8	79.1	188.9	1.3%
South Africa	114.9	73.3	188.2	1.3%
Indonesia	144.2	34.4	178.6	1.3%
Ethiopia	79.8	94.0	173.8	1.2%
Congo, DRC	56.3	96.6	152.9	1.1%
Peru	67.2	82.0	149.3	1.0%
Ukraine	14.8	134.3	149.1	1.0%
Jordan	19.4	129.5	148.9	1.0%
Haiti	41.6	88.0	129.6	0.9%
China	86.9	40.6	127.5	0.9%
Turkey	84.7	27.3	111.9	0.8%
Top twenty	2,706.0	2,791.7	5,497.7	38.5%
Grand Total	7,065.6	7,210.5	14,276.0	100.0%

* Due to limitations in management information systems of the reporting agencies, some goods and services attributed to Sudan may have originated in South Sudan following the country's independence on 9 July 2011.

United Nations Procurement and the Global Compact

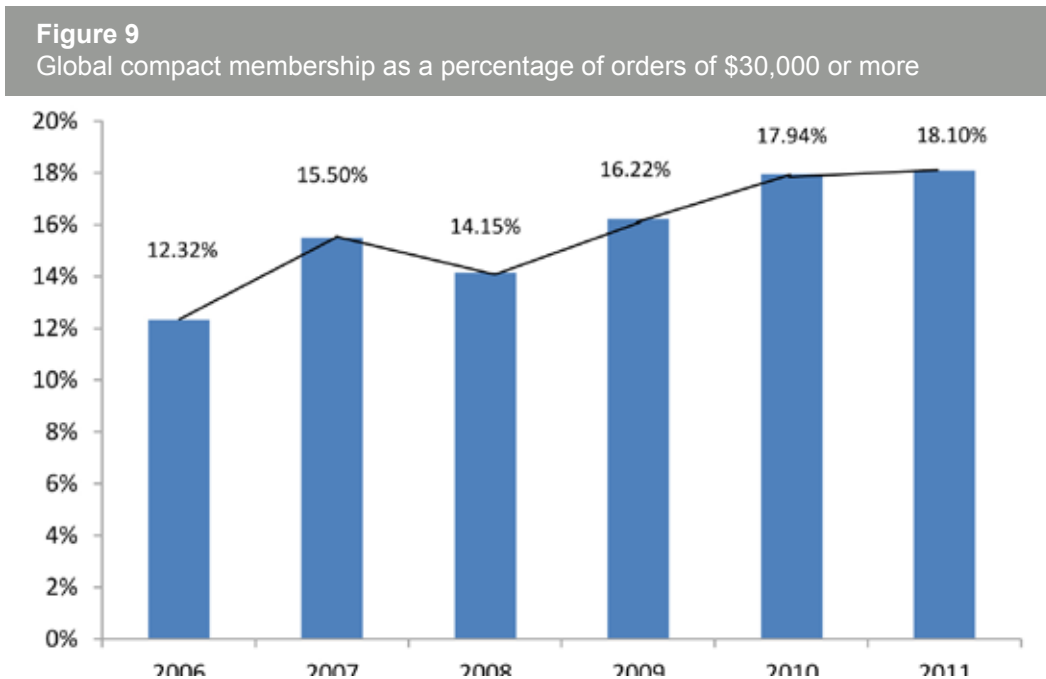
UN agencies, in cooperation with their suppliers, are increasingly trying to 'buy for a better world'. They are looking beyond traditional economic parameters to make decisions based on life-cycle costs and associated environmental and social implications, to help producers - especially in the developing world - become more efficient and competitive in larger markets.

For the fifth consecutive year, the Annual Statistical Report 2011 features an analysis of the participation of UN suppliers in the world's largest global corporate citizenship initiative, the Global Compact. The United Nations strongly encourages its suppliers to support the Global Compact and its principles³.

- In 1999, the United Nations Secretary General Kofi Annan challenged the business leaders gathered at the World Economic Forum in Davos to develop greater social and environmental responsibility in their business activities. He offered them a new compact of shared values and principles, to give a human face to the global market: the Global Compact.
- The Global Compact is a framework for businesses that are committed to aligning their operations and strategies with ten universally accepted principles in the areas of human rights, labour, the environment and anti-corruption. As the world's largest global corporate citizenship initiative, the Global Compact is a voluntary scheme, a learning dialogue and a platform for action.

Procurement from Global Compact members as a percentage of orders of \$30,000 or more

Overall, the total procurement volume of the UN has slightly decreased from 2010 to 2011. However, the percentage of procurement volume which comes from contracts with Global Compact members has constantly increased over the period 2006-2011, reaching 18.10 percent in 2011. The number of vendors that have signed the Global Compact has almost doubled over the past 5 years and currently has almost 7,000 business members.



³ Being a signatory to the UN Global Compact does not provide a company preferential treatment throughout a procurement process. The procurement process as applied by UN organisations ensures that all prospective bidders are treated equally, fairly and in a transparent manner.

Year	Total of UN Procurement (million)	Total contracts of \$30,000 or more (million)	Procurement from Global Compact members (million)	Percentage
2006	9,404	6,141	756	12.32%
2007	10,029	6,819	1,056	15.50%
2008	13,594	9,338	1,321	14.15%
2009	13,801	10,964	1,778	16.22%
2010	14,765	11,271	2,022	17.94%
2011	14,276	11,182	2,024	18.10%

Global Compact Geographical Origin according to the volume of orders

Since 2006, the geographical origin of Global Compact members has evolved from a northern hemisphere majority (Europe and North America) to a more widespread representation. In comparison to the previous years' analysis, data for 2011 show a positive evolution, as the aggregated share of UN suppliers from Africa, Asia and Central/South America with Global Compact membership has dramatically increased to reach almost half of the overall procurement volume. On the other hand, share of the suppliers from Europe has decreased from 46.7 percent to 12.6 percent in 2011 to the benefit of North American suppliers. Participation of supplier from the Oceania continues to be very limited.

Figure 10
Regional breakdown of Global Compact registered suppliers in 2011

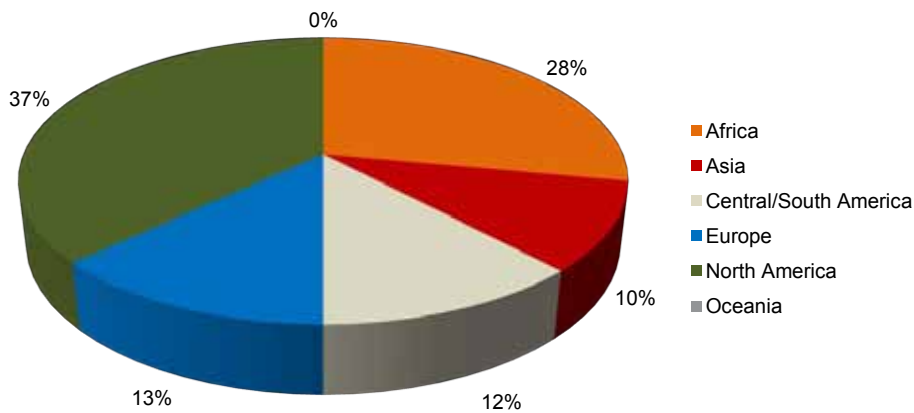
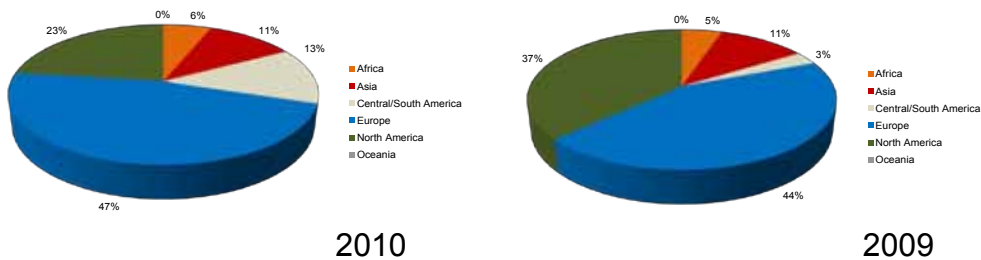


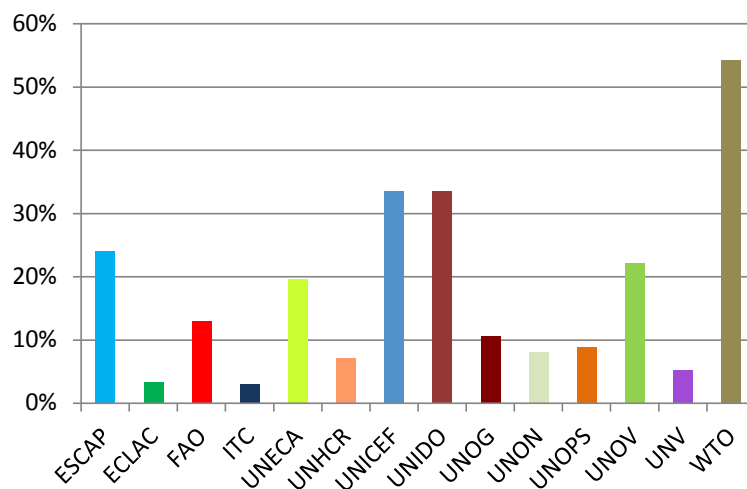
Figure 11
Regional breakdown of Global Compact registered suppliers 2010 and 2009



United Nations procurement spend with Global Compact members in 2011

For the fourth year, procurement statistics on contracts of \$30,000 or more have been cross-referenced with the list of Global Compact members. The result of the analysis shows that the percentage of spend with Global Compact members varies across the reporting agencies, depending on the agencies' procurement volume and spend profile.

Figure 12
Percentage of expenditure with Global Compact suppliers



Sustainability reporting in the UN System

The United Nations has an impact on the economic, environmental and social fabric where it conducts its operations. Acknowledging this, the UN has committed to achieving climate neutrality and overall environmental sustainability, and it is pursuing this goal with a system-wide initiative since 2009.

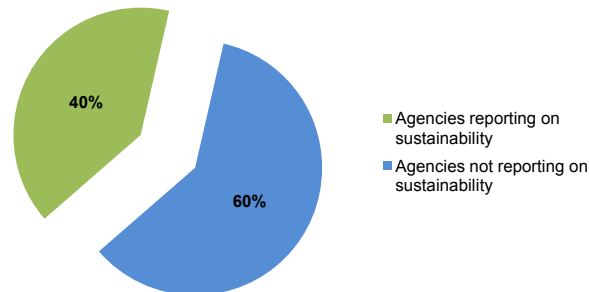
Openness and transparency on the way UN operations are managed and donor funds are employed are in the best interest of UN stakeholders and of the international community. For these reasons, a sustainability reporting system has been introduced.

For the fourth year, the Annual Statistical Report contains a section on sustainability reporting. The report focuses on two key areas of sustainability performance for the UN: sustainable procurement and sustainable office management

Out of the 30 agencies that returned statistical information for 2011 and are therefore included in the ASR, 40 percent provided (in whole or in part) information on their sustainability performance³. Despite difficulties in collecting information on sustainability factors, the participating agencies have returned more detailed and comprehensive reports, showing their growing interest in initiating internal measures towards sustainable procurement activities.

3. The reports provided by ECLAC, FAO, UNOPS and UNIDO refer to the respective HQ only. UNICEF reports on its Supply Division, with the exception of some procurement environmental information which refer to the global procurement function

Figure 13
Sustainability reporting among UN agencies for 2011



From vision to implementation: description of measures by agency

Some of the major advances in practice and measurement of sustainable procurement initiatives reported by United Nations agencies include;

- United Nations Volunteers (UNV) and the International Trade Centre (ITC) reported the implementation of a sustainable procurement policy (SPP), and the World Trade Organization (WTO), the UN Refugee Agency (UNHCR) and UNOPS have indicated plans to adopt a SPP in 2012, complemented by the adoption of a global sustainable procurement programme.
- The Food and Agricultural Organization (FAO) and UNV apply, where appropriate, environmental criteria for in the evaluation of certain tenders (cleaning contract, furniture, construction, stationary, paper and IT). UNV has also applied its sustainable procurement policy to cases where environment and social issues are prevalent, such as printing, travel and contracts.
- ITC estimates that about 26 percent of its suppliers have a written statement of their environmental policy, and 100 percent of procurement and resources consumption for administrative needs are recycled, eco-labelled or based on the Sustainable Procurement Guidelines.
- UNICEF reported that 47 percent of its orders are placed with suppliers holding an ISO 14001 certification (or equivalent), while 43 percent are placed with suppliers holding the SA 8000 certification (or equivalent), a global social accountability standard for decent working conditions.
- Recycling initiatives and waste management programmes have been initiated in UNOPS offices, encouraging personnel to reduce paper, water and electricity consumption. The UNOPS sustainability team in cooperation with UNDP, UNFPA and WFP have developed initiatives for the Common Facilities to raise awareness on sustainability by implementing recycling measures and by proposing suggestions to the management to move toward improved environmental performance.
- The UN World Trade Organization (WTO) has implemented “green office” initiatives to raise awareness of actions staff should undertake towards neutralizing the organization’s carbon footprint. This includes for instance the circulation by the Management team of an internal note with recommendations and measures to follow, as well as the organization of debates on environmental issues during the management and Staff Association meetings. A “Climate-neutral” focal points has also been designated, and measures regarding paper recycling and reduction have been reinforced, as no printed documents are sent in the context of WTO statutory meetings.

Environmental performance

The use of resources, materials and production of office waste has also been explored within the theme of environmental office performance. This is an area that intersects with sustainable procurement for administrative functions, and with the carbon neutrality goal of the UN System. The number of agencies which have been able to report on 2011 water consumption, waste production and electricity consumption has slightly increased compared to 2010 reporting exercise.

Figure 14 illustrates water consumption in relation to the number of office occupants across the ten reporting agencies.

Figure 14
Water consumption by agency in metres cubed per occupant

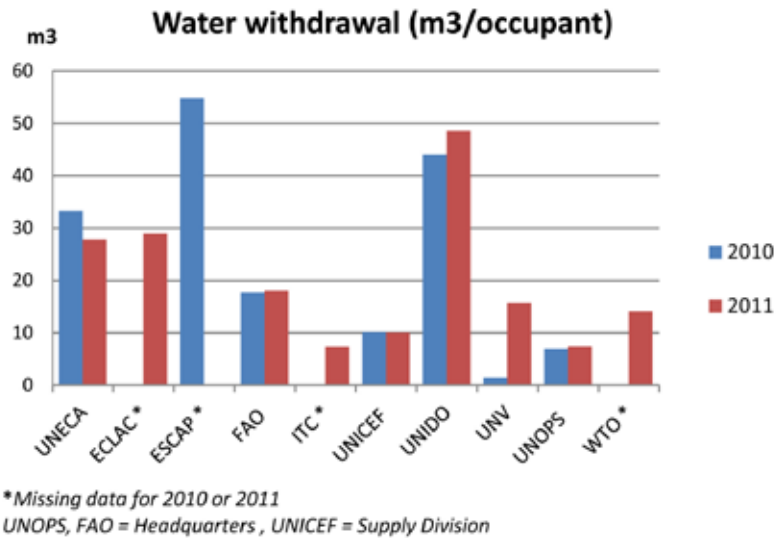


Figure 15 shows the level of energy consumption per office occupant across 11 reporting agencies.

Figure 15
Electricity consumption by agency in kilowatt/hours per occupant

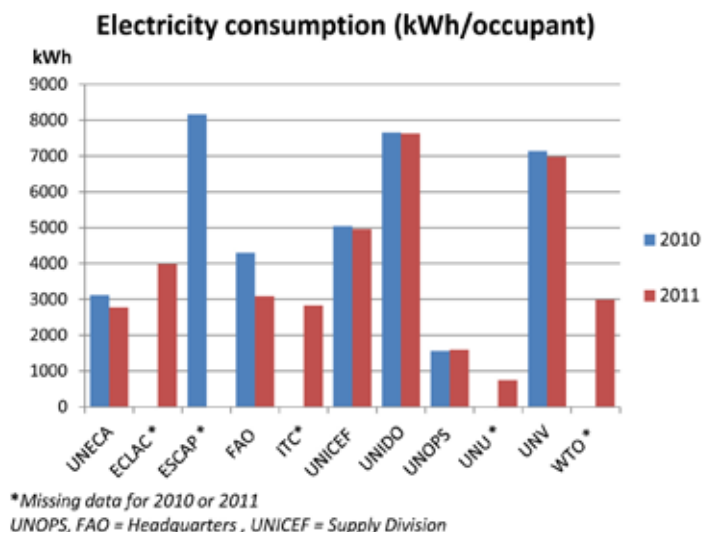
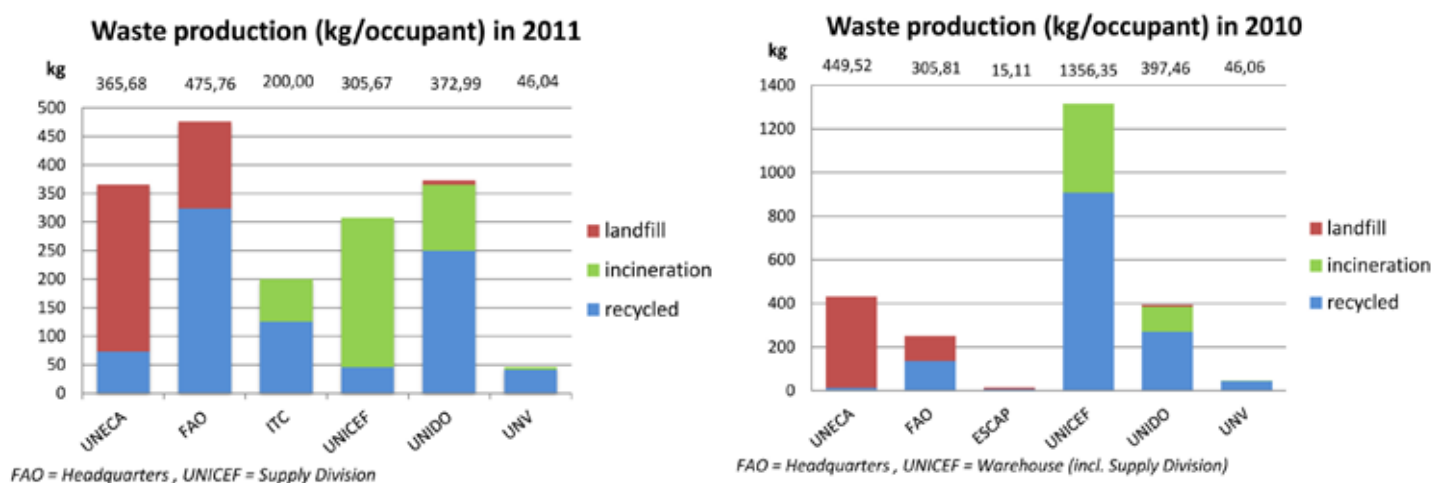


Figure 16 on waste production and management provides information not only on the amount of waste produced (in kilograms per office occupant), but also on the disposal system where figures exist for 2011 and 2010. According to the waste hierarchy, recycling is the most favoured option, followed by energy recovery (incineration) with disposal in landfill being the least favoured option.

Figure 16
Waste production (kilogram per occupant) and disposal method per agency



The objective for future reporting is to increase the amount of information received, involving a higher number of agencies and improving data quality. The sustainability report will also reinforce coordination with other existing UN programmes that share its objectives and partly also its tools, such as the UN Global Compact or the Sustainable UN (SUN) initiative.

While acknowledging that the report may reflect the significant challenges that underlie the measurement and reporting of sustainability initiatives that are ongoing across the United Nations system of organisations, there is much interest and progress in the important area.

We are confident that our work in this area sends the right signal to the international community, to UN suppliers and the market at large, and finally to civil society and all our stakeholders about the strategic intent of the United Nations to support sustainability objectives through our operations.

About the report

Background

The first annual statistical report on procurement by UN agencies in respect of operational activities, prepared by the Inter-Agency Procurement Services Office (IAPSO) of the United Nations Development Programme, was submitted to the 39th session of the General Assembly (Doc. A/39/417) in 1984. By resolution 39/220 the General Assembly established the need for recurrent reporting of such information on operational activities and encouraged organizations of the UN system to co-operate with IAPSO in this important exercise. Since 2008 the report has been compiled by UNOPS (United Nations Office for Project Services) as a result of the partial merger between UNOPS and IAPSO in 2008.

Methodology

Statistical data on procurement of goods and services and the personnel components for operational activities are requested from UN organizations. To facilitate collection and compilation of the large amount of data, UNOPS provides pro-forma tables available from the UNGM website, together with instructions for completing the reporting requirements.

The 2011 report compiles information supplied by 31 UN organizations in total (of which 30 provided procurement data and 8 personnel data). UNOPS relies entirely on the co-operation of the participating entities in the compilation and reporting of the statistics. In general, response rates were satisfactory and data quality has improved with the use of better reporting tools.

Data is reported on goods based on countries of supply and on services based on country of contractor. Moreover, procurement orders and contracts for services are reported by contract amount and not by expenditures incurred. Most UN agencies cannot report data based on country of origin of goods, or on actual expenditures at the present time.

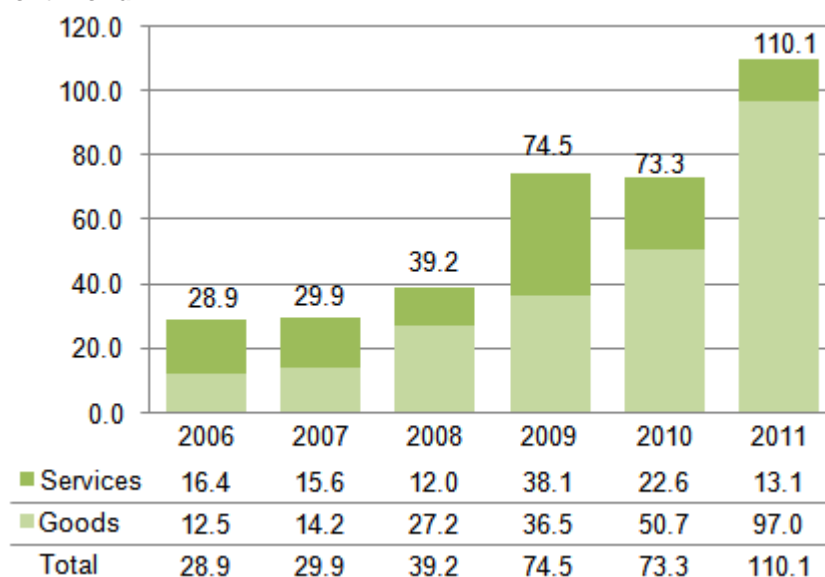


Procurement profiles of the DAC member countries

Share of Total Procurement Value 2011
 Goods & Services
 UN SYSTEM USD 110.1 mill. 0.8%

1. Procurement Trend

(\$ Million)



2. Procurement by Agency of Goods & Services

(\$ Million)

UN/PD	81.58
WFP	13.03
UNDP	6.57
PAHO	3.59
UNOPS	1.56
IAEA	0.79
UNICEF	0.69
UNFPA	0.58
UNHCR	0.49
FAO	0.45
UNESCO	0.29
UNV	0.24
OTHER	0.22
TOTAL	110.11

3. Commonly Procured Goods & Services

Goods

- Petroleum Products
- Electric Motors, Generators
- Telecommunications Equipment
- Laboratory & Medical Equipment
- Food Supplies

Services

- Transport Services
- General Project Management
- Logistics Support
- Medical Services
- Freight Forwarding

Share of Total Procurement Value 2011

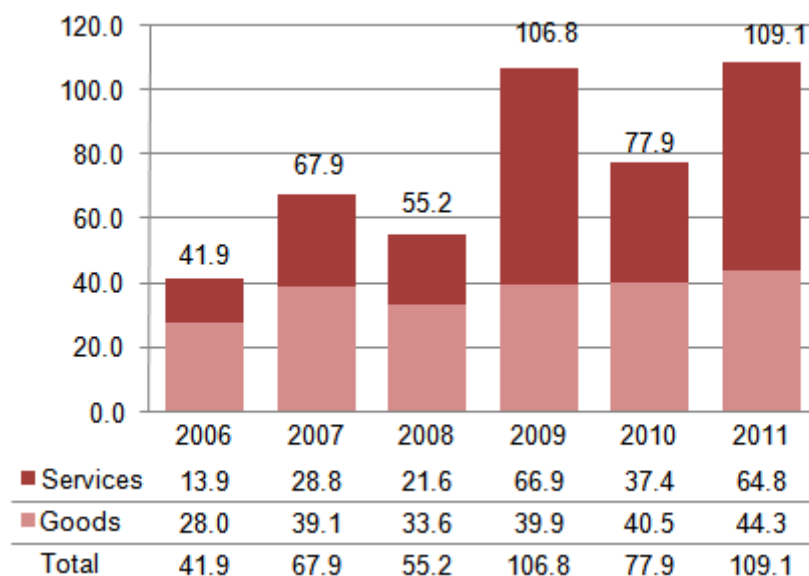
Goods & Services

UN SYSTEM

USD 109.1 mill. 0.76%

1. Procurement Trend

(\$ Million)



2. Procurement by Agency of Goods & Services

(\$ Million)

IAEA	77.56
UNDP	14.61
UNOV	5.12
UNIDO	4.86
UN/PD	4.49
FAO	0.90
UNOPS	0.36
UNFPA	0.17
UNHCR	0.13
WFP	0.12
UNESCO	0.10
ILO	0.08
OTHER	0.21
TOTAL	109.1

3. Commonly Procured Goods & Services

Goods

- IT Equipment
- Medical & Lab. Equipment and Supplies
- Telecommunication Equipment
- Motor Vehicles

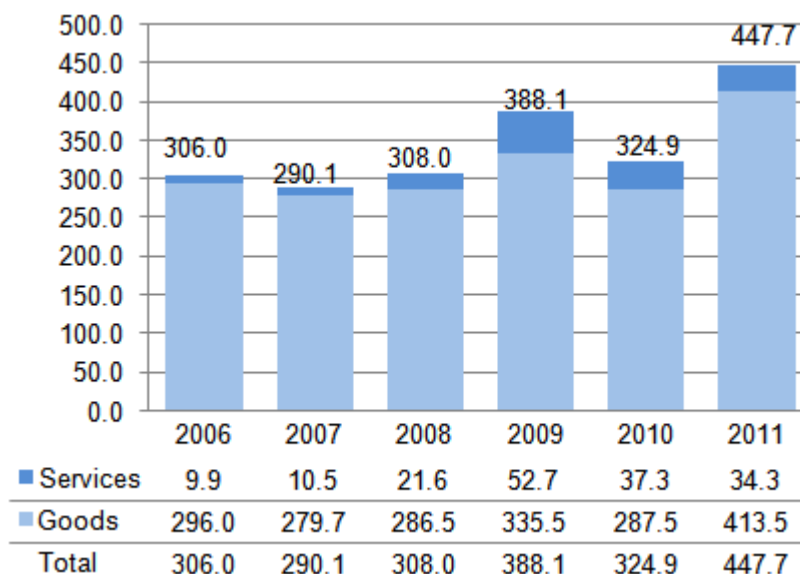
Services

- Building and Construction Services
- Energy and Policy Management
- Cleaning Services
- Equipment Installation, Maintenance, Repairs
- Environmental Management

Share of Total Procurement Value 2011
 Goods & Services
 UN SYSTEM USD 447.7 mill. 3.14%

1. Procurement Trend

(\$ Million)



2. Procurement by Agency of Goods & Services

(\$ Million)

UNICEF	243.36
PAHO	106.78
WFP	51.19
UNDP	9.71
UNHCR	9.61
UN/PD	7.22
UNRWA	5.22
UNESCO	2.99
UNOPS	2.53
ILO	1.52
FAO	1.29
WTO	1.22
UNU	1.13
WIPO	1.08
IAEA	0.86
UNFPA	0.83
UNIDO	0.41
OPCW	0.39
OTHER	0.28
TOTAL	447.7

3. Commonly Procured Goods & Services

Goods

- Vaccines, Biologicals
- Food Supplies
- Medical & Laboratory Supplies, Renewables
- Pharmaceuticals
- Tent/Camp outdoor Equipment
- Telecommunication & Software Equipment

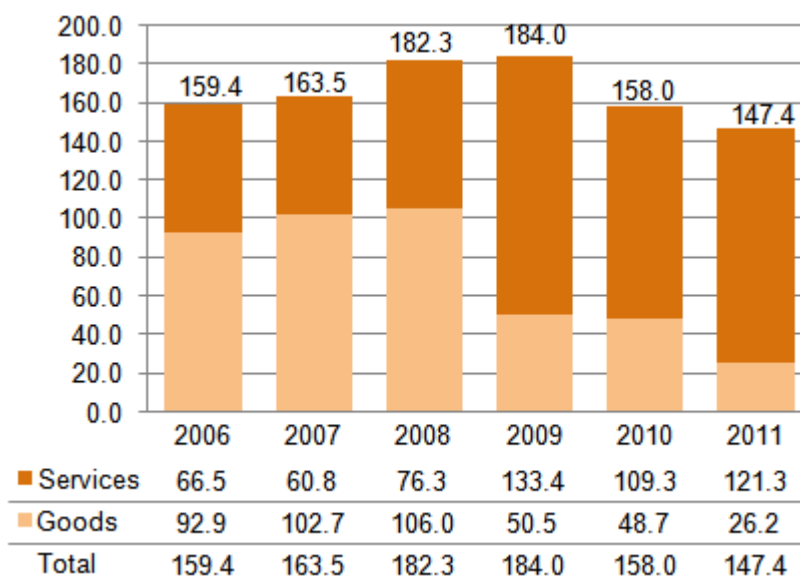
Services

- Freight Forwarding
- Insurance Services
- Consultancy Services & Health Management
- Translation services
- IT Services
- Industrial Planing & Programming
- Telecommunication Services

Share of Total Procurement Value 2011
Goods & Services
 UN SYSTEM USD 147.4 mill. 1.03%

1. Procurement Trend

(\$ Million)



2. Procurement by Agency of Goods & Services

(\$ Million)

UN/PD	78.22
WFP	31.28
UNDP	17.49
IAEA	2.10
UNESCO	1.98
UNICEF	1.75
UNHCR	1.29
UNOPS	1.19
PAHO	1.12
ILO	1.07
FAO	0.82
UNFPA	0.77
UNOV	0.75
UNV	0.31
OTHER	0.65

TOTAL 147.4

3. Commonly Procured Goods & Services

Goods

- Food Supplies
- Vaccines, Biologicals
- Pharmaceuticals
- Election Equipment
- Computer Equipment
- Nuclear Research

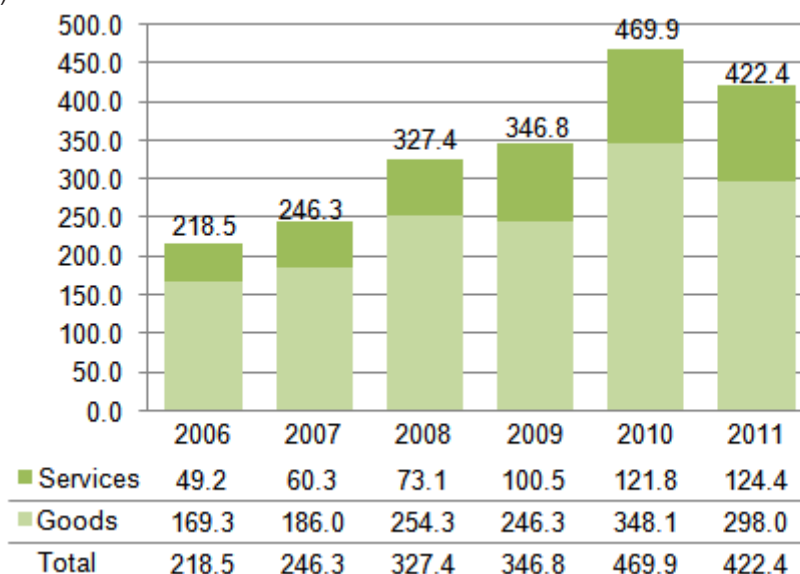
Services

- Transport Services
- Airline Management Operations
- Environmental Management
- Construction Services
- Consulting Services

Share of Total Procurement Value 2011
 Goods & Services
 UN SYSTEM USD 422.4 mill. 2.96%

1. Procurement Trend

(\$ Million)



2. Procurement by Agency of Goods & Services

(\$ Million)

UNICEF	128.59
UNDP	91.60
UNHCR	61.17
UNOPS	37.70
UN/PD	35.20
WFP	22.30
UNFPA	16.44
PAHO	14.31
FAO	5.01
ILO	1.88
UNIDO	1.75
UNESCO	1.13
UNOV	1.11
ECA	0.78
WIPO	0.66
UNRWA	0.52
IAEA	0.47
OTHER	1.33

TOTAL 422.4

3. Commonly Procured Goods & Services

Goods

- IT Equipment & Office Supplies
- Vaccines, Medical Supplies
- Bednets
- Elections Equipment
- Telecommunications Equipment
- Motor Vehicles

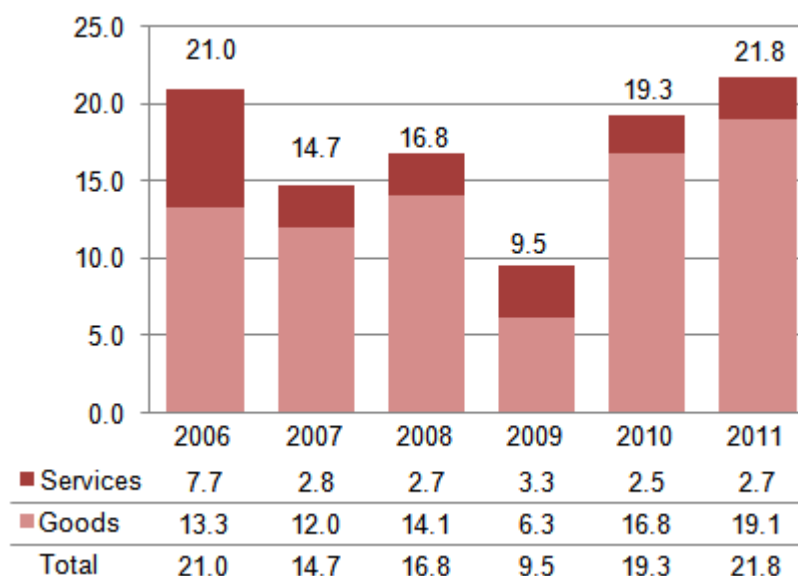
Services

- Freight & Transport Services
- Mine Clearance Services
- Management Advisory Services
- Leasing Services

Share of Total Procurement Value 2011
Goods & Services
 UN SYSTEM USD 21.8 mill. 0.15%

1. Procurement Trend

(\$ Million)



2. Procurement by Agency of Goods & Services 3. Commonly Procured Goods & Services

(\$ Million)

UNFPA	8.31
UNDP	5.98
UNICEF	2.24
UN/PD	1.45
UNHCR	1.25
WFP	1.05
OPCW	0.43
WMO	0.41
IAEA	0.16
UNESCO	0.14
ILO	0.11
UNOV	0.10
UNOG	0.08
UNV	0.05
UNRWA	0.05
OTHER	0.01
TOTAL	21.8

Goods

- Contraceptives
- Personal Safty and Protection
- Telecommunication Equipment
- Cold Chain Equipment
- Education Supplies

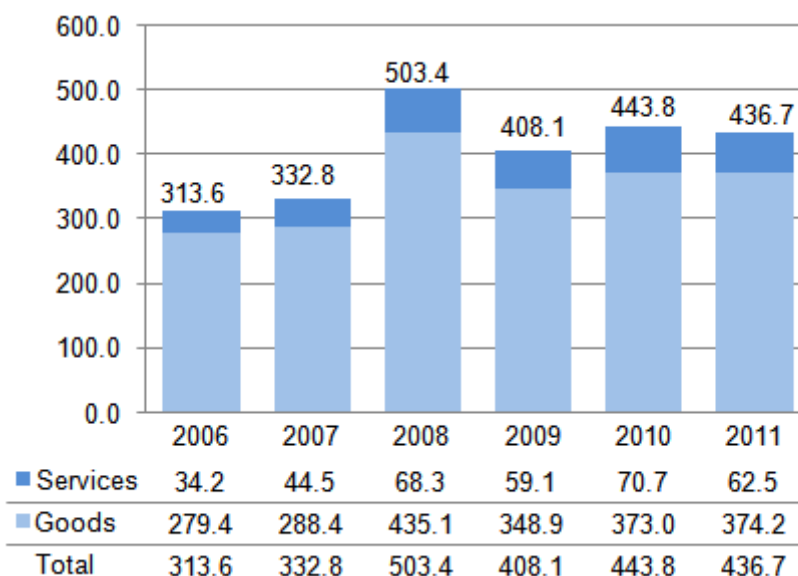
Services

- Machinery & Vehicle Maintenance
- Engineering Training Services
- Consulting Services

Share of Total Procurement Value 2011
Goods & Services
 UN SYSTEM USD 436.7 mill. 3.06%

1. Procurement Trend

(\$ Million)



2. Procurement by Agency of Goods & Services

(\$ Million)

UNICEF	164.48
PAHO	103.19
WFP	68.06
UNESCO	29.98
UN/PD	24.77
UNDP	14.14
UNOPS	7.03
UNHCR	5.21
UNOG	4.26
WIPO	3.04
FAO	2.72
ILO	2.42
IAEA	1.72
UNFPA	1.14
WMO	0.41
ITC	0.26
UNV	0.14
OTHER	0.48
TOTAL	436.7

3. Commonly Procured Goods & Services

Goods

- Vaccines, Biologicals
- Food Supplies
- Pharmaceuticals
- Construction Equipment
- Medical Equipment & supplies

Services

- Freight Forwarding
- Consultancy Services
- Environmental Management Services
- Construction Services

Share of Total Procurement Value 2011

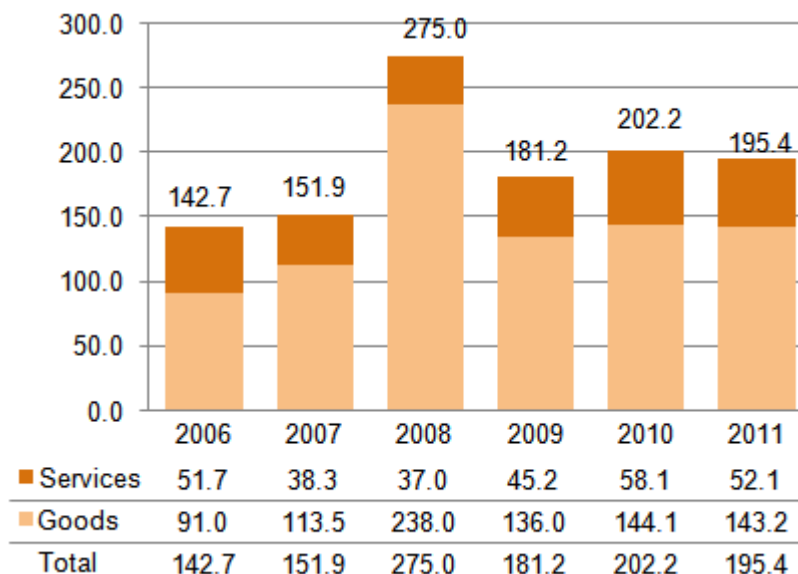
Goods & Services

UN SYSTEM

USD 195.4mill. 1.37%

1. Procurement Trend

(\$ Million)



2. Procurement by Agency of Goods & Services

(\$ Million)

UN/PD	44.63
UNDP	28.58
UNFPA	25.14
UNICEF	24.81
WFP	20.79
IAEA	18.39
UNV	6.53
UNHCR	5.19
UNIDO	3.67
UNOPS	3.67
PAHO	2.02
FAO	1.44
ECA	1.38
WMO	1.25
ILO	1.04
UNESCO	0.91
WIPO	0.88
OTHER	3.24

TOTAL 195.4

3. Commonly Procured Goods & Services

Goods

- Vaccines/biologicals
- Contraceptives
- Food Supplies & Nutrition
- Laboratory Equipment
- Packing and Sealing Articles of Plastics

Services

- Transport Services
- Airline Management & operations
- Security Services
- Management Consultancy Services
- Investment and Funds Services

Share of Total Procurement Value 2011

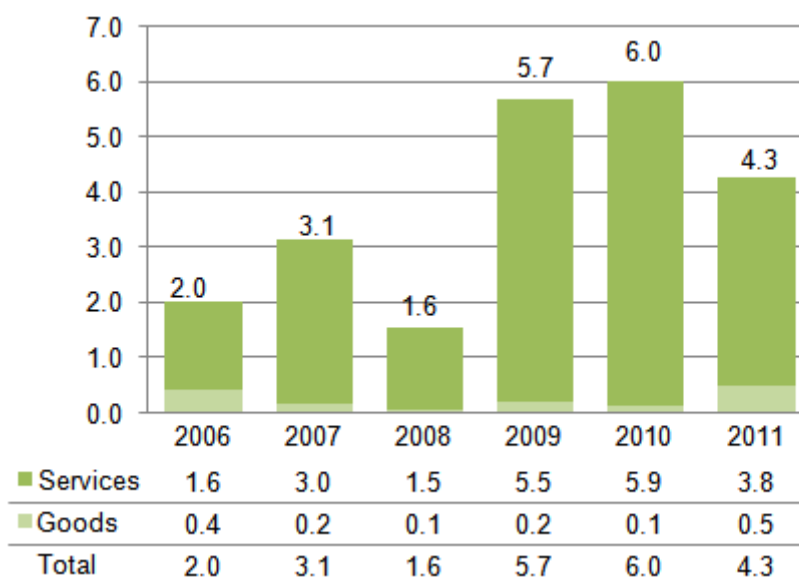
Goods & Services

UN SYSTEM

USD 4.3 mill. 0.03%

1. Procurement Trend

(\$ Million)



2. Procurement by Agency of Goods & Services

(\$ Million)

WFP	1.69
UNHCR	0.80
UNDP	0.50
IAEA	0.28
UN/PD	0.17
UNOPS	0.16
UNESCO	0.09
UNV	0.01
ILO	0.01
OTHER	0.00
TOTAL	4.3

3. Commonly Procured Goods & Services

Goods

- Fire Protection
- Radiation Detectors and Monitors
- Security/ Detection Equipment

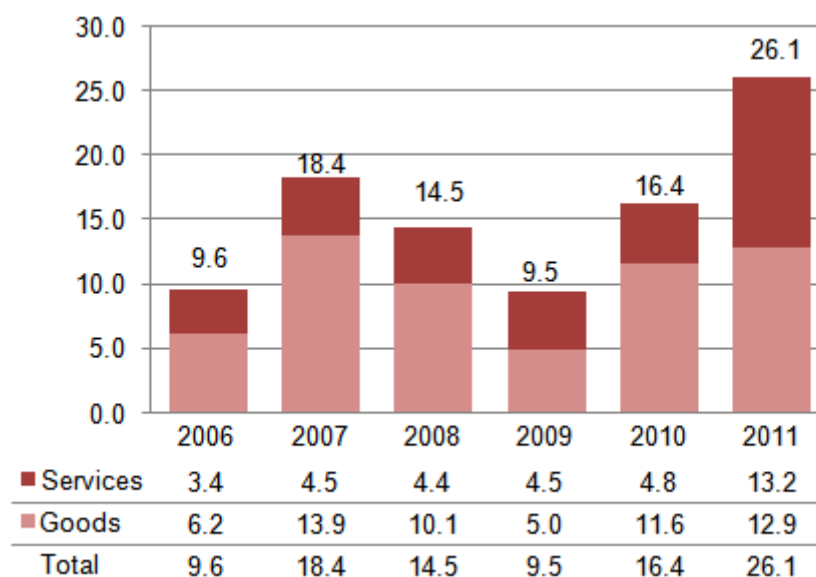
Services

- Transport Services
- Environmental Management Services
- Waste Disposal

Share of Total Procurement Value 2011
 Goods & Services
 UN SYSTEM USD 26.1 mill. 0.18%

1. Procurement Trend

(\$ Million)



2. Procurement by Agency of Goods & Services

(\$ Million)

WFP	10.12
UNICEF	4.82
UN/PD	2.93
UNDP	1.84
ILO	1.48
UNHCR	1.38
UNESCO	0.83
UNOPS	0.59
UNOG	0.37
OPCW	0.24
PAHO	0.22
ITC	0.20
WIPO	0.14
ECA	0.13
UNIDO	0.11
OTHER	0.28

TOTAL 26.1

3. Commonly Procured Goods & Services

Goods

- Water & Sanitation Equipment
- Electric Motors & Generators
- Pharmaceuticals
- Food Supplies
- Diagnostic Test Kits

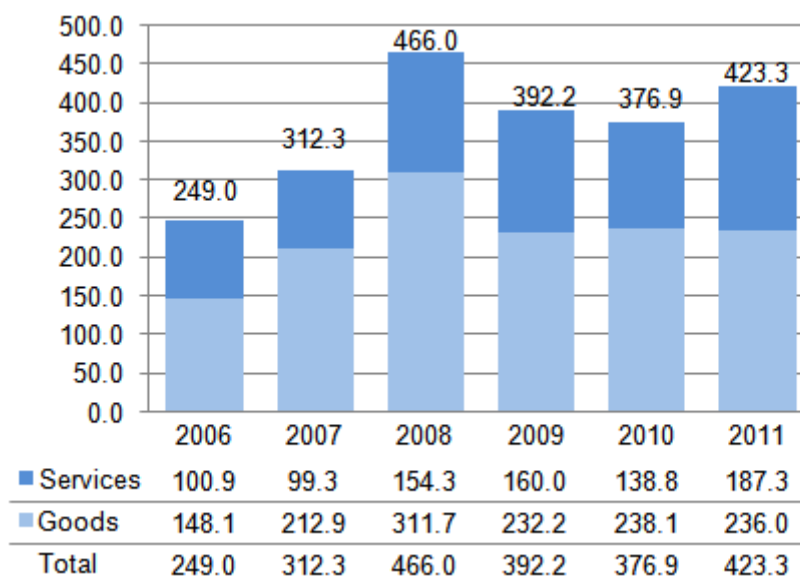
Services

- Computer Services
- Transportation and Logistics
- Office, Computer & Communication Equi. Maintenance & Repair
- Training Services

Share of Total Procurement Value 2011
 Goods & Services
 UN SYSTEM USD 423.3mill. 2.97%

1. Procurement Trend

(\$ Million)



2. Procurement by Agency of Goods & Services

(\$ Million)

WFP	122.02
UN/PD	68.12
UNICEF	53.18
FAO	49.78
IFAD	29.62
UNHCR	23.39
UNIDO	23.13
UNDP	16.08
PAHO	11.22
ILO	8.05
IAEA	4.99
UNOPS	3.77
UNESCO	2.73
UNFPA	1.93
UNOG	1.51
UNRWA	1.42
OTHER	1.53

TOTAL 423.3

3. Commonly Procured Goods & Services

Goods

- Vaccines/biologicals
- Prefabricated buildings
- Food Supplies
- Electric motors & Generators
- Water & Sanitation Equipment
- Motor Vehicles

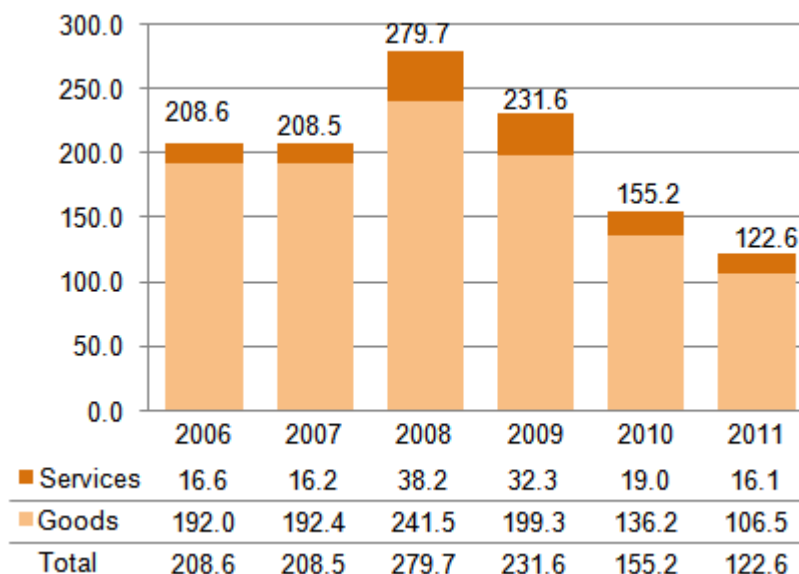
Services

- Freight Forwarding
- Air Charter services
- Advertising and Information Services
- Engineering Consultancies
- Office Building Rental
- Environmental Services

Share of Total Procurement Value 2011
 Goods & Services
 UN SYSTEM USD 122.6 mill. 0.9 %

1. Procurement Trend

(\$ Million)



2. Procurement by Agency of Goods & Services 3. Commonly Procured Goods & Services

(\$ Million)

UNOPS	34.69
UNICEF	24.11
UN/PD	22.48
UNHCR	18.52
UNDP	7.54
WFP	5.58
WIPO	4.89
IAEA	1.98
UNESCO	1.49
FAO	0.33
UNFPA	0.32
ILO	0.19
UNIDO	0.08
OTHER	0.17
TOTAL	122.6

Goods

- Motor Vehicles
- Motor Cycles
- Food Supplies
- Household technology
- Rescue Vehicles & Ambulances
- Vaccines/Biologicals

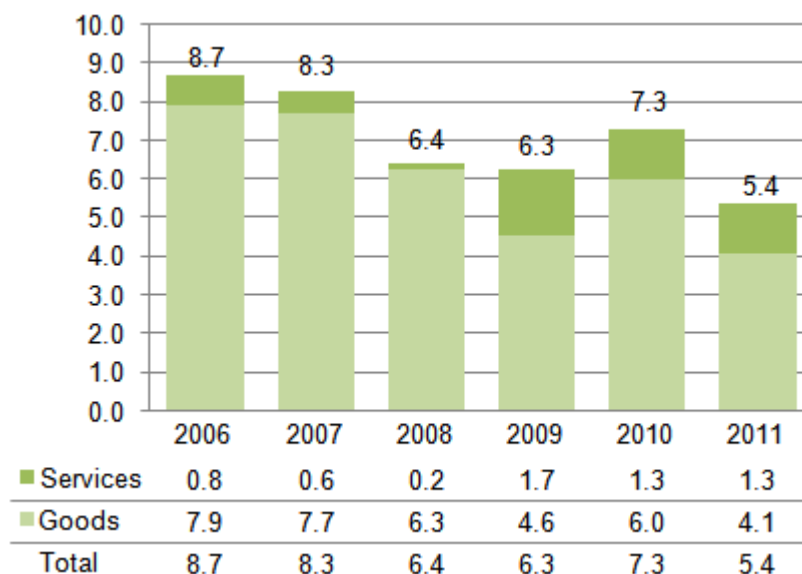
Services

- Leasing Services
- Security Services
- Consultancy Services
- Transport Services
- Financial Services & Insurance

Share of Total Procurement Value 2011
 Goods & Services
 UN SYSTEM USD 5.4 mill. 0.04%

1. Procurement Trend

(\$ Million)



2. Procurement by Agency of Goods & Services

(\$ Million)

UNICEF	4.11
UNHCR	0.54
UNESCO	0.49
UNDP	0.05
ITC	0.05
UNFPA	0.04
UNOG	0.02
UN/PD	0.02
FAO	0.02
WFP	0.02
OTHER	0.02
TOTAL	5.4

3. Commonly Procured Goods & Services

Goods

- Cold Chain Equipment

Services

- Printing & Publishing Services
- Design/Photographic Services

Share of Total Procurement Value 2011

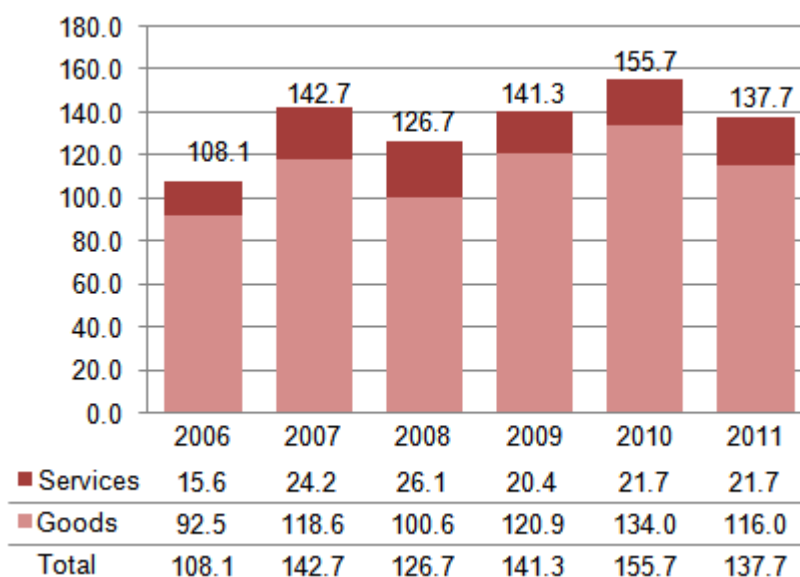
Goods & Services

UN SYSTEM

USD 137.7 mill. 0.96%

1. Procurement Trend

(\$ Million)



2. Procurement by Agency of Goods & Services 3. Commonly Procured Goods & Services

(\$ Million)

UNDP	30.76
UNFPA	21.83
UNRWA	18.97
UNICEF	14.48
UN/PD	14.20
PAHO	13.62
OPCW	6.53
WFP	5.12
UNHCR	3.48
FAO	2.10
UNOPS	1.52
UNIDO	1.23
ILO	0.98
IAEA	0.80
UNESCO	0.57
IFAD	0.34
OTHER	0.88
TOTAL	137.7

Goods

- Pharmaceuticals
- Food Supplies
- Medical & Laboratory Equipment
- Trailers & Machinery
- Communication Equipment
- Vaccines

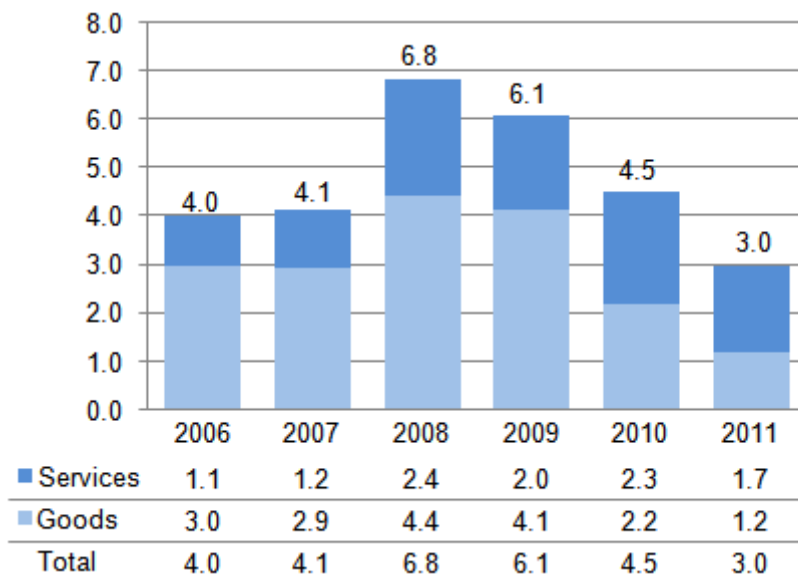
Services

- Rental Services
- Transport Services
- Construction Services
- Environmental Management
- IT Services & PC Software Maintenance & Repair
- Consultancy Services

Share of Total Procurement Value 2011
 Goods & Services
 UN SYSTEM USD 3.0 mill. 0.02%

1. Procurement Trend

(\$ Million)



2. Procurement by Agency of Goods & Services

(\$ Million)

UNDP	1.34
UN/PD	0.93
UNOPS	0.19
UNICEF	0.17
UNESCO	0.09
UNFPA	0.08
WFP	0.06
ILO	0.05
IAEA	0.03
OTHER	0.02
TOTAL	3.0

3. Commonly Procured Goods & Services

Goods

- Telecommunication Equipment
- Software
- Cold Chain Equipment

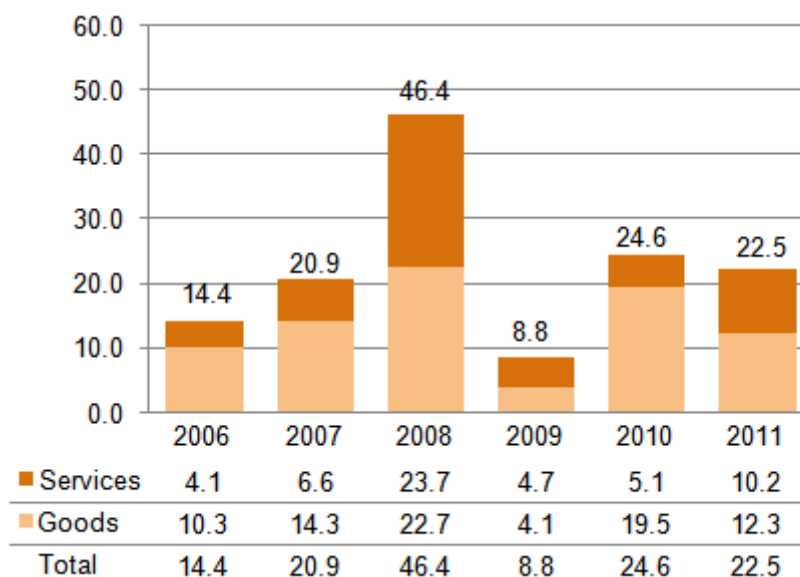
Services

- Consultant Services
- Telecommunication Services

Share of Total Procurement Value 2011
 Goods & Services
 UN SYSTEM USD 22.5 mill. 0.16%

1. Procurement Trend

(\$ Million)



2. Procurement by Agency of Goods & Services

(\$ Million)

WFP	8.36
UNICEF	3.32
UNOG	1.94
UNDP	1.87
UNHCR	1.86
UNIDO	1.76
UNRWA	0.95
FAO	0.81
PAHO	0.51
UNOPS	0.25
OTHER	0.43
TOTAL	22.5

3. Commonly Procured Goods & Services

Goods

- Food Supplies
- Education Supplies
- Electric Motors & Generators
- Satellite Communication Systems
- Water and Sanitation

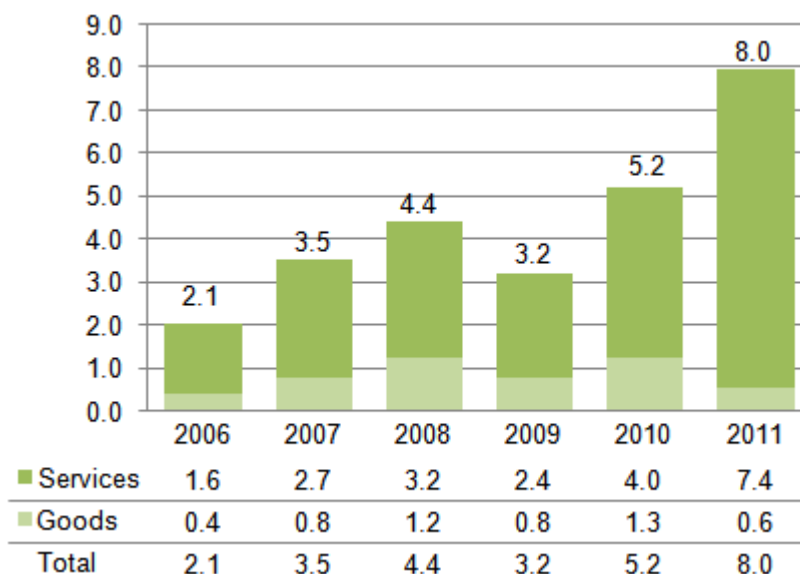
Services

- Trade Data Interchange
- Transport and Logistics
- Construction Services

Share of Total Procurement Value 2011
 Goods & Services
 UN SYSTEM USD 8.0mill. 0.06%

1. Procurement Trend

(\$ Million)



2. Procurement by Agency of Goods & Services

(\$ Million)

UNDP	4.36
UN/PD	2.53
WFP	0.32
UNIDO	0.25
UNOPS	0.16
ECA	0.13
IAEA	0.09
UNHCR	0.05
UNESCO	0.04
UNICEF	0.02
UNOG	0.01
ILO	0.01
OTHER	0.01
TOTAL	8.0

3. Commonly Procured Goods & Services

Goods

- Industrial Products
- Mobile Clinics
- Wood & Paper Products

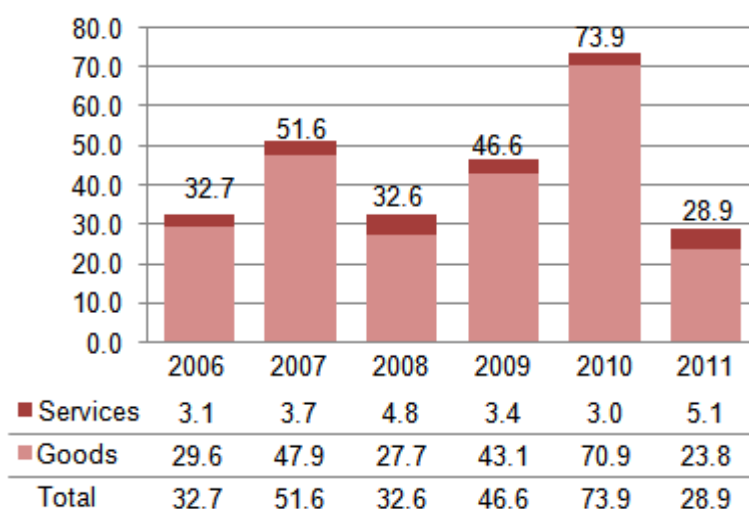
Services

- Airline Management and Operation Services
- Consultancy Services
- Engineering Services

Share of Total Procurement Value 2011
 Goods & Services
 UN SYSTEM USD 28.9.2mill. 0.20%

1. Procurement Trend

(\$ Million)



2. Procurement by Agency of Goods & Services

(\$ Million)

PAHO	14.08
UNDP	6.77
UNICEF	4.70
IAEA	1.20
UNHCR	1.17
WIPO	1.05
UNFPA	0.40
UNOPS	0.37
ESCAP	0.31
UNESCO	0.30
OTHER	-1.49
TOTAL	28.9

3. Commonly Procured Goods & Services

Goods

- Laboratory Equipment
- Vaccines & Biological
- Office Furniture
- Medical Equipment
- Vehicles

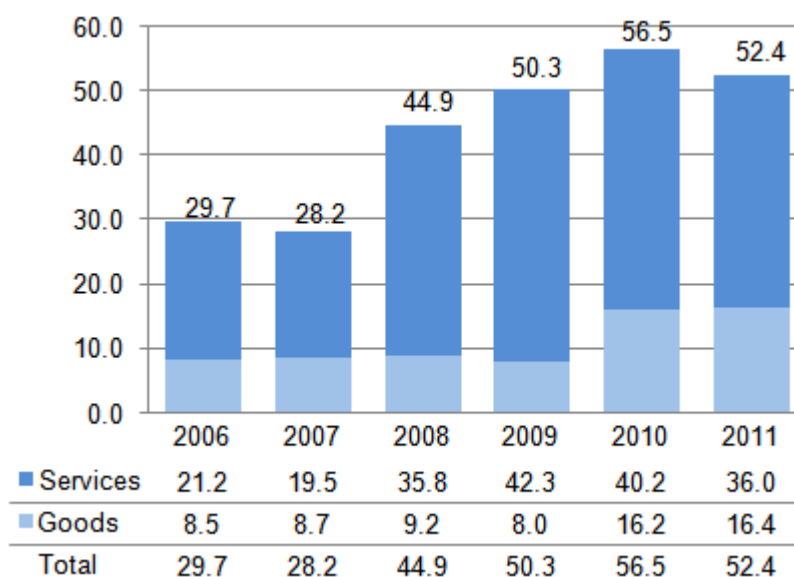
Services

- Radioactive material disposal and decontamination
- Information & Printing Services
- Electrical Installation Services
- Technical Studies
- Construction Services
- Environmental Management

Share of Total Procurement Value 2011
Goods & Services
 UN SYSTEM USD 52.4 mill. 0.37%

1. Procurement Trend

(\$ Million)



2. Procurement by Agency of Goods & Services

(\$ Million)

UN/PD	26.19
UNDP	13.34
UNIDO	4.20
WTO	2.22
UNICEF	1.72
UNESCO	0.90
UNOPS	0.65
UNHCR	0.60
FAO	0.59
UNFPA	0.58
UNOG	0.30
PAHO	0.29
ILO	0.19
ITC	0.15
IAEA	0.10
OTHER	0.07
TOTAL	52.4

3. Commonly Procured Goods & Services

Goods

- Green Houses
- Water & Sanitation
- Office Furniture
- Medical Equipment
- Pharmaceuticals

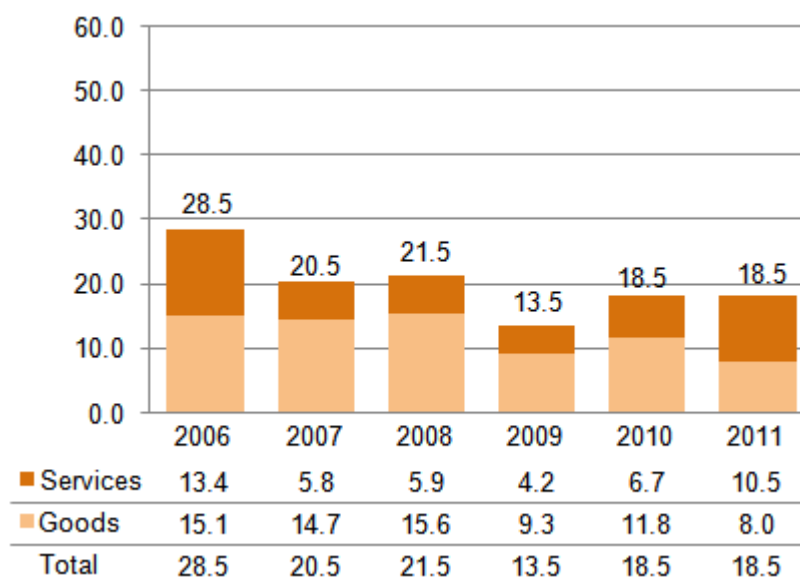
Services

- Airline Management & Operations
- Information & Printing Services
- Electrical Installation Services
- Construction Services
- Advisory Services

Share of Total Procurement Value 2011
Goods & Services
 UN SYSTEM USD 18.5 mill. 0.13%

1. Procurement Trend

(\$ Million)



2. Procurement by Agency of Goods & Services 3. Commonly Procured Goods & Services

(\$ Million)

UN/PD	6.34
UNICEF	4.94
UNDP	2.36
WFP	1.22
UNHCR	1.18
UNOPS	0.65
UNFPA	0.36
UNON	0.31
UNOG	0.20
FAO	0.19
UNIDO	0.19
IAEA	0.15
OTHER	0.38
TOTAL	18.5

Goods

- Medical Consumables
- Education Supplies
- Cold Chain Equipment
- Laboratory Supplies
- Cargo Trucks

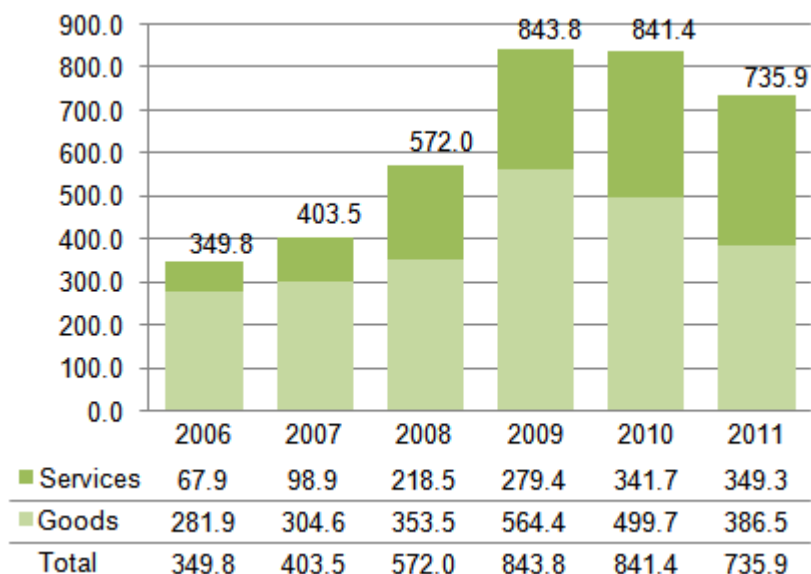
Services

- Maintenance & Repair Services
- Environmental Management Services
- Professional Consultancy Services
- Advertising & Information Services
- Procurement Services

Share of Total Procurement Value 2011
Goods & Services
 UN SYSTEM USD 735.9 mill. 5.16%

1. Procurement Trend

(\$ Million)



2. Procurement by Agency of Goods & Services

(\$ Million)

UNICEF	297.28
WIPO	117.61
UNOG	90.62
UNHCR	40.31
ILO	37.82
PAHO	34.22
WFP	27.80
UN/PD	21.95
UNDP	21.42
WMO	10.16
ITC	10.03
UNOPS	7.95
IAEA	3.32
IFAD	2.71
UNIDO	2.41
FAO	2.15
UNESCO	2.05
UNFPA	1.20
UNRWA	0.81
UNOV	0.08
OTHER	0.20

TOTAL 735.9

3. Commonly Procured Goods & Services

Goods

- Vaccines & Biologicals
- Household Technology
- Pharmaceuticals
- Mosquito Nets
- Food Supplies

Services

- Travel Services
- Computer Services (Programming)
- Construction & Engineering Services
- Leasing & Rental Services
- Building Maintenance & Repair
- Transport Services

Share of Total Procurement Value 2011

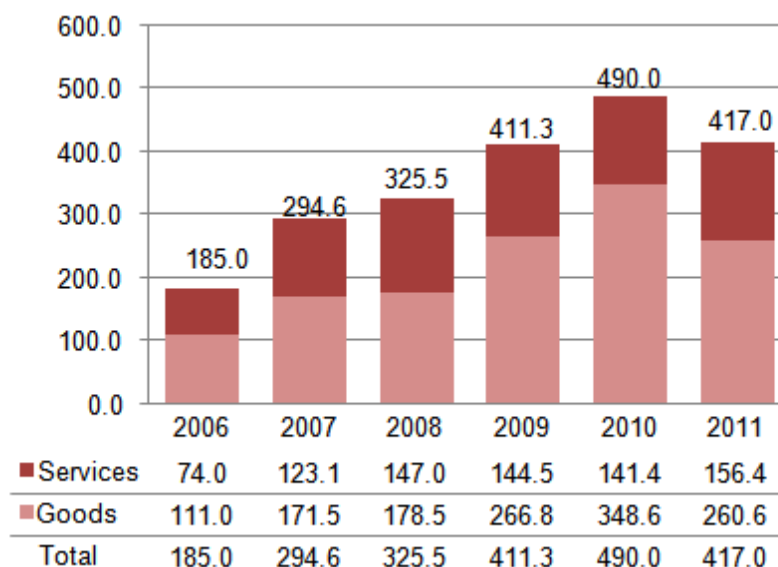
Goods & Services

UN SYSTEM

USD 417.0 mill. 2.92%

1. Procurement Trend

(\$ Million)



2. Procurement by Agency of Goods & Services

(\$ Million)

UN/PD	87.59
PAHO	87.09
UNOPS	59.80
UNICEF	37.02
UNDP	28.45
WFP	27.67
UNFPA	25.23
UNHCR	16.73
IAEA	8.74
FAO	7.21
WIPO	6.84
UNOG	6.08
IFAD	3.03
UNESCO	2.95
UNIDO	2.75
ILO	1.94
UNOV	1.34
ECA	1.28
OPCW	0.78
WMO	0.64
OTHER	1.43

TOTAL 417.00

3. Commonly Procured Goods & Services

Goods

- Vaccines
- Contraceptives
- Telecommunication Equipment
- Pharmaceuticals
- Electric Motors and Generators

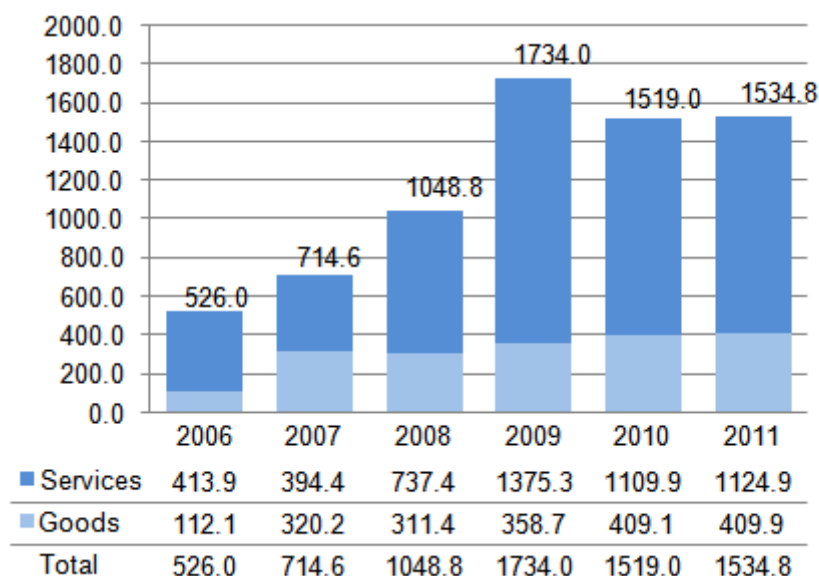
Services

- Mine Clearance Services
- Catering Services
- Office Equipment Leasing & Rentals
- Professional Consultancy Services
- Transport Services

Share of Total Procurement Value 2011
Goods & Services
 UN SYSTEM USD 1,534.8 mill. 10.8%

1. Procurement Trend

(\$ Million)



2. Procurement by Agency of Goods & Services

(\$ Million)

UN/PD	865.82
UNICEF	183.53
UNDP	160.09
WFP	153.06
UNOPS	44.15
UNFPA	36.76
PAHO	26.34
UNHCR	18.76
IAEA	8.34
WIPO	6.60
IFAD	5.28
ECA	4.06
UNOG	2.65
FAO	2.64
ILO	2.55
UNESCO	2.50
UNOV	1.55
ESCAP	1.51
WMO	1.41
OTHER	3.77
TOTAL	1534.8

3. Commonly Procured Goods & Services

Goods

- Telecommunications & EDP Equipment
- Vaccines/Biologicals
- Contraceptives
- IT & Office Supplies
- Food and Nutrition Supplies
- Motor Vehicles

Services

- Construction Services
- Transport Services
- Communication & Telecom. Services
- Mine Clearance Services
- Leasing & Rental Services

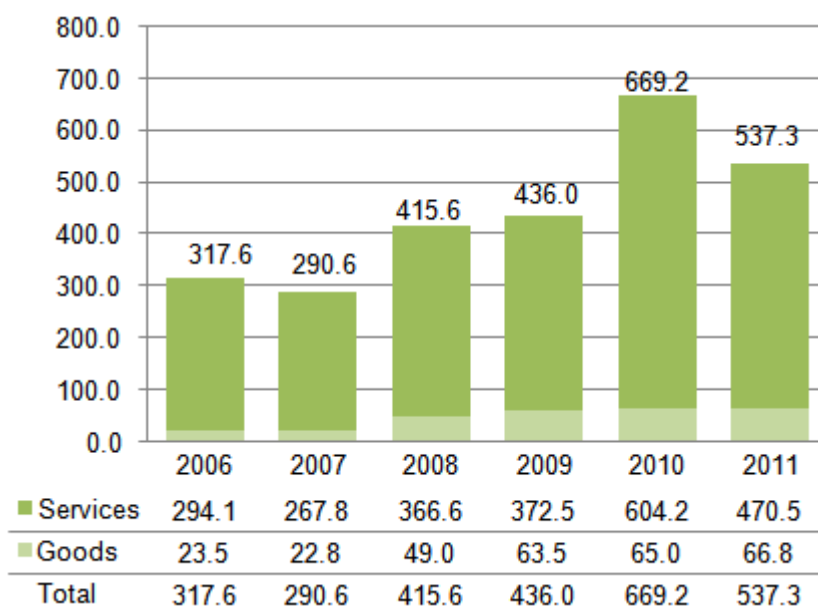


Procurement profiles of the top 20 developing countries and countries with economies in transition

Share of Total Procurement Value 2011
Goods & Services
 UN SYSTEM USD 537.3 mill. 3.77%

1. Procurement Trend

(\$ Million)



2. Procurement by Agency of Goods & Services

(\$ Million)

UNDP	325.95
UNOPS	80.25
WFP	43.71
UN/PD	41.56
UNHCR	20.42
UNESCO	5.17
FAO	4.95
UNICEF	3.65
UNFPA	2.77
UNOV	2.44
UNOG	0.01
OTHER	0.00
TOTAL	537.30

3. Commonly Procured Goods & Services

Goods

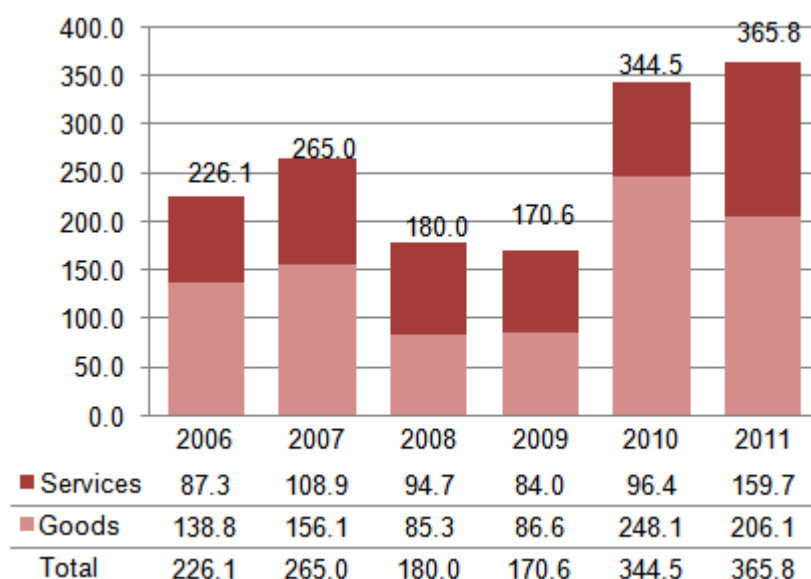
- Fuels Oils (primarily Aviation fuel)
- Building Materials
- Fertilizer
- IT & Office Supplies
- Food Supplies

Services

- Transport Services
- Security & Safety Services
- Demining Services
- Construction Services
- HR Support Services

Share of Total Procurement Value 2011
Goods & Services
 UN SYSTEM USD 365.8 mill. 2.56%

1. Procurement Trend
 (\$ Million)



2. Procurement by Agency of Goods & Services
 (\$ Million)

UNDP	226.52
UNOPS	118.28
WFP	15.52
UNICEF	1.44
PAHO	1.30
UNESCO	0.76
UNFPA	0.62
IAEA	0.48
UNOG	0.23
UNHCR	0.19
ECLAC	0.16
WIPO	0.10
OTHER	0.22
TOTAL	365.80

3. Commonly Procured Goods & Services

Goods

- IT Equipment & Software
- Food Supplies
- Pharmaceuticals
- Security & Safety Equipment
- Medical Equipment
- Office Machinery & Supplies
- Audio Visual & Telecommunication Equip.

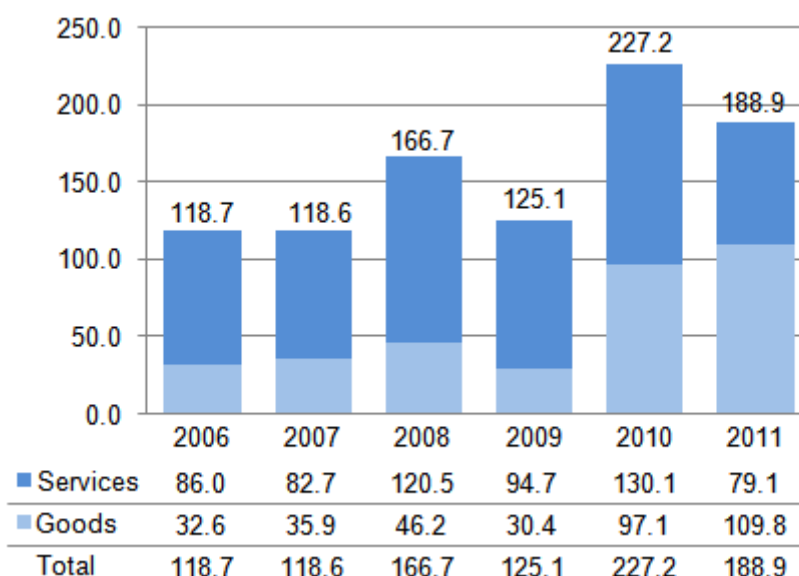
Services

- Construction Services
- ICT Maintenance & Support
- Printing Services
- Environmental Management

Share of Total Procurement Value 2011
Goods & Services
 UN SYSTEM USD 188.9 mill. 1.32%

1. Procurement Trend

(\$ Million)



2. Procurement by Agency of Goods & Services

(\$ Million)

PAHO	73.26
UNDP	61.60
WFP	27.80
UNESCO	19.04
UNICEF	2.01
UNFPA	1.94
UNOPS	0.72
IAEA	0.67
FAO	0.51
ILO	0.51
UNHCR	0.30
WIPO	0.29
OTHER	0.07
TOTAL	188.9

3. Commonly Procured Goods & Services

Goods

- Ozone Depleting Substances
- Food & Nutrition
- Vaccines and Biologicals
- Insecticides
- Office Supplies & Equipment
- Agricultural Machinery

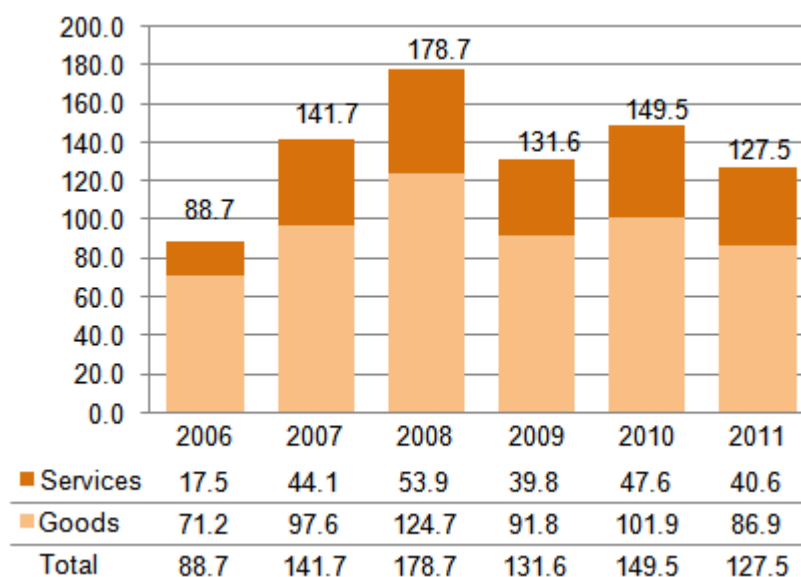
Services

- Consultancies, Social Aspects
- Project Management
- Rental & Leasing Services
- Printing Services

Share of Total Procurement Value 2011
Goods & Services
UN SYSTEM USD 127.5 mill. 0.89%

1. Procurement Trend

(\$ Million)



2. Procurement by Agency of Goods & Services

(\$ Million)

UNICEF	29.16
UNDP	27.11
UN/PD	23.98
UNFPA	14.66
UNIDO	7.50
WFP	7.33
UNHCR	6.21
UNESCO	2.64
UNRWA	1.79
FAO	1.58
WIPO	1.53
UNOPS	1.45
IAEA	1.00
UNOG	0.37
ILO	0.27
WMO	0.21
OTHER	0.50

TOTAL 127.5

3. Commonly Procured Goods & Services

Goods

- Food Supplies
- Medical Equipment
- Pharmaceuticals
- Cold Chain Equipment
- Educational Supplies
- Electric Motors & Generators

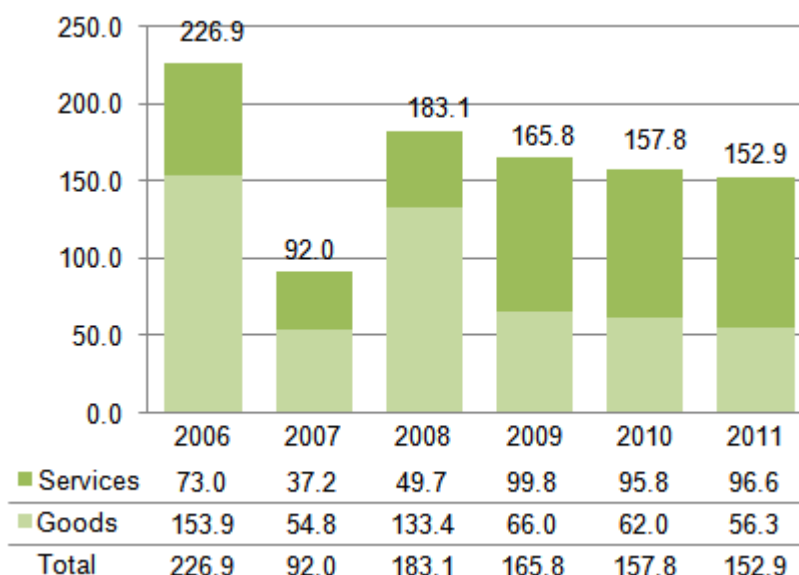
Services

- Environmental Management & Protection
- Ozone Layer Depletion
- Freight Forwarding
- Maintenance & Repair Services
- Technical Services
- Printing Services

Share of Total Procurement Value 2011
Goods & Services
 UN SYSTEM USD 152.9 mill. 1.1%

1. Procurement Trend

(\$ Million)



2. Procurement by Agency of Goods & Services

(\$ Million)

UN/PD	39.21
UNDP	38.41
WFP	30.55
UNOPS	23.16
UNHCR	7.08
UNICEF	6.87
UNFPA	5.63
ILO	1.12
UNESCO	0.47
IFAD	0.19
OTHER	016

3. Commonly Procured Goods & Services

Goods

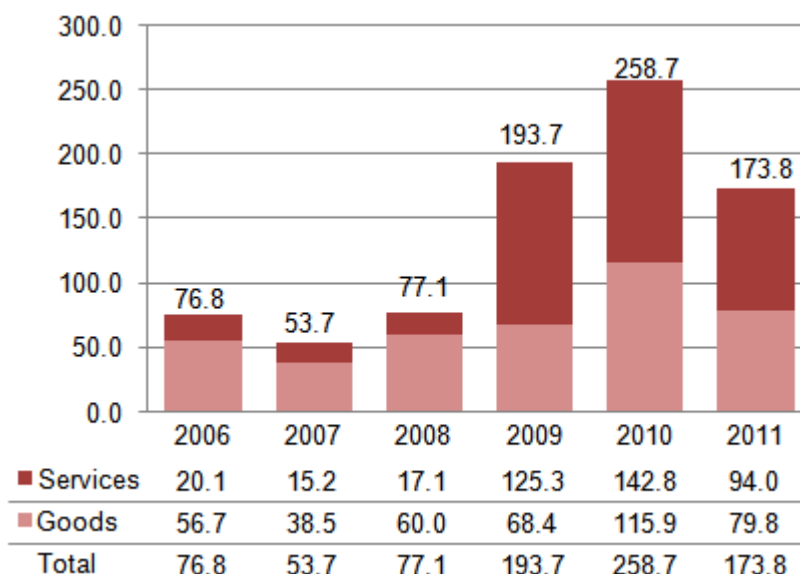
- Fuel Oils
- Food Supplies
- Motors, Generators
- Building Materials
- Professional Toolkits
- Vehicles
- IT & Office Supplies

Services

- Professional Consultancy Services
- Security Services
- Freight Forwarding
- Real Estate Services
- Construction Services

Share of Total Procurement Value 2011
Goods & Services
 UN SYSTEM USD 173.8 mill. 1.2%

1. Procurement Trend
 (\$ Million)



2. Procurement by Agency of Goods & Services
 (\$ Million)

WFP	109.81
UNICEF	18.14
UNDP	15.43
UNHCR	12.31
ECA	5.32
UNOPS	4.98
UNFPA	3.17
UNESCO	2.72
UN/PD	1.56
UNOG	0.12
IAEA	0.11
ILO	0.09
OTHER	0.04
TOTAL	173.8

3. Commonly Procured Goods & Services

Goods

- Food & Nutrition
- Transportation Equipment
- Education supplies
- Shelter & Field Equipment
- IT & Office Supplies

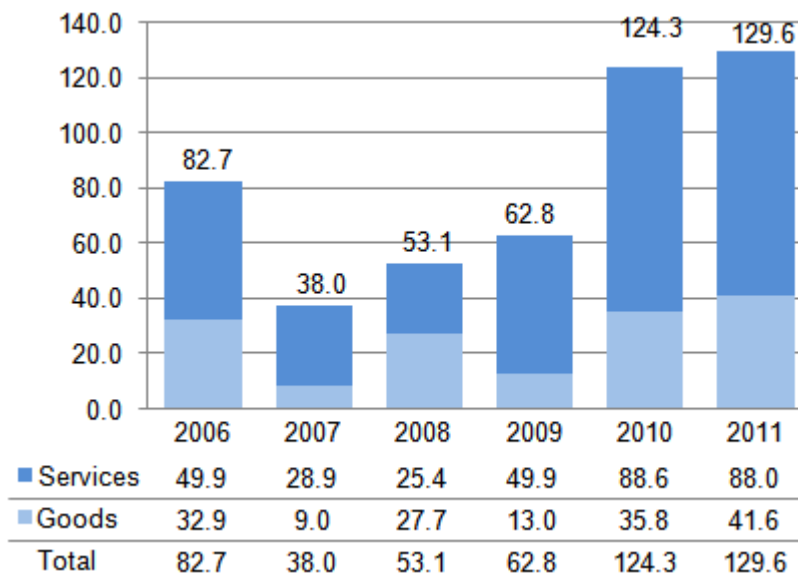
Services

- Transport Services
- Airline Management Operations
- Construction Works
- Security Services
- IT and Communication Services

Share of Total Procurement Value 2011
Goods & Services
 UN SYSTEM USD 129.6 mill. 0.9%

1. Procurement Trend

(\$ Million)



2. Procurement by Agency of Goods & Services

(\$ Million)

UNDP	45.94
UN/PD	31.82
WFP	21.17
UNOPS	12.69
PAHO	7.71
UNICEF	5.70
ILO	1.50
FAO	1.42
UNFPA	1.30
IFAD	0.26
OTHER	0.00
TOTAL	129.6

3. Commonly Procured Goods & Services

Goods

- Food supplies
- Gas & Oils
- Education supplies
- Shelter & Field Equipment
- Tele Communication Equipment

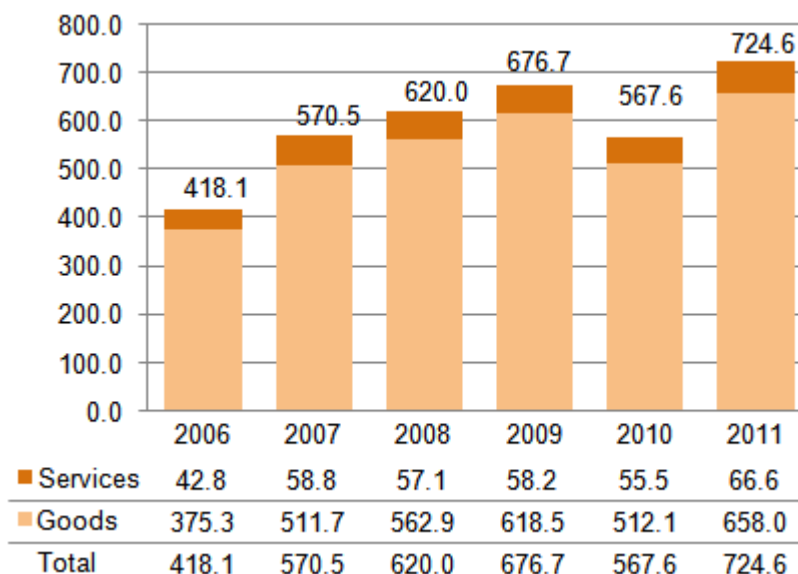
Services

- Transport Services
- Airline Management Operations
- Construction Works
- Security Services
- Electricity Distribution Services

Share of Total Procurement Value 2011
Goods & Services
UN SYSTEM USD 724.6 mill. 5.08%

1. Procurement Trend

(\$ Million)



2. Procurement by Agency of Goods & Services

(\$ Million)

UNICEF	473.91
WFP	88.03
PAHO	58.30
UNDP	33.05
UNOPS	18.95
UNHCR	17.94
UNIDO	10.67
UNFPA	7.40
IAEA	6.73
FAO	3.27
ILO	2.44
UN/PD	1.31
UNESCO	0.95
IFAD	0.63
UNRWA	0.41
ESCAP	0.24
OTHER	0.34

TOTAL 724.6

3. Commonly Procured Goods & Services

Goods

- Vaccines & Biologicals
- Food Supplies
- Medical Equipment
- Pharmaceuticals & contraceptives
- Cold Chain Equipment
- Diagnostic Test Kits

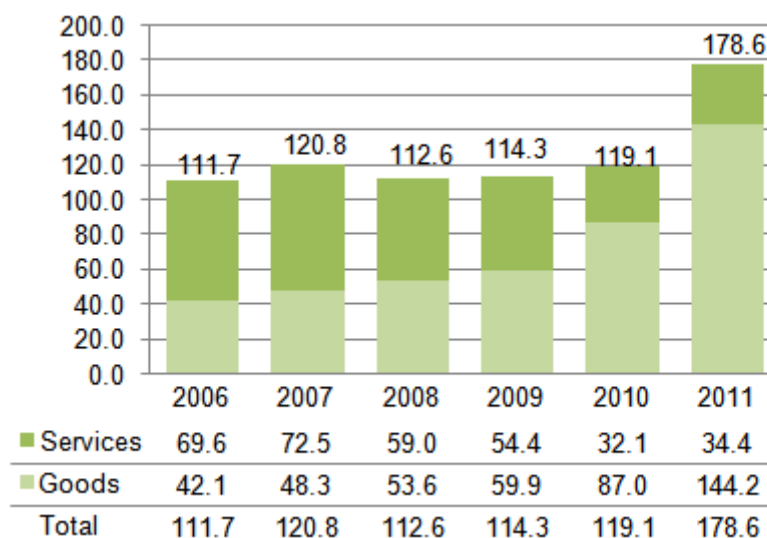
Services

- Transport Services
- IT & Software Development (Computer Programming)
- Printing & Publication Services
- Technical Consulting Services
- Environmental Protection

Share of Total Procurement Value 2011
Goods & Services
 UN SYSTEM USD 178.6 mill. 1.3%

1. Procurement Trend

(\$ Million)



2. Procurement by Agency of Goods & Services

(\$ Million)

WFP	119.69
UNDP	23.33
UNICEF	22.57
UNOPS	5.45
ILO	2.90
UNFPA	2.23
UNESCO	1.46
UNHCR	0.43
UNIDO	0.21
IAEA	0.12
ESCAP	0.11
UPU	0.02
OTHER	0.03
TOTAL	178.6

3. Commonly Procured Goods & Services

Goods

- Food Supplies
- Vaccines/Biologicals
- Pharmaceuticals
- Contraceptives
- Medical & Laboratory Equipment

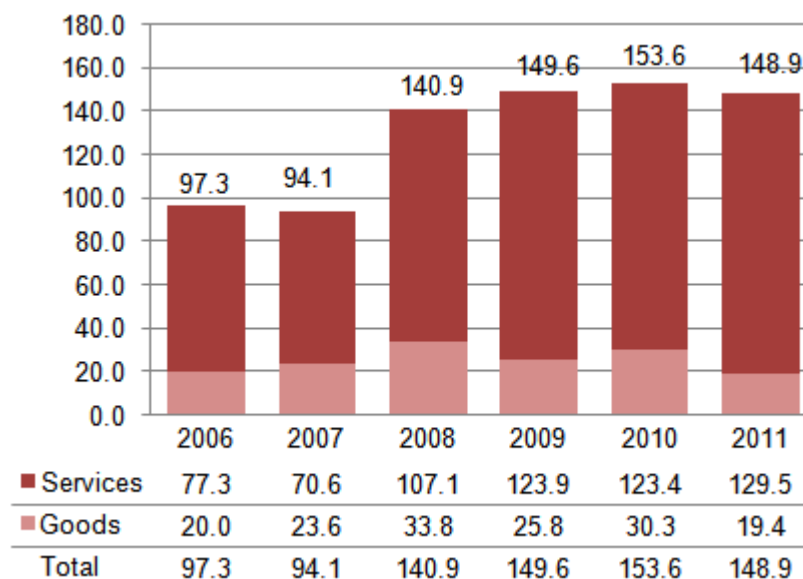
Services

- Transport Services
- Environmental Management Services
- IT & Software Development
- Printing Services
- Construction Services

Share of Total Procurement Value 2011
Goods & Services
 UN SYSTEM USD 148.9 mill. 1.04%

1. Procurement Trend

(\$ Million)



2. Procurement by Agency of Goods & Services

(\$ Million)

UN/PD	89.25
UNDP	16.13
UNRWA	15.50
UNOPS	7.56
UNHCR	6.17
UNESCO	2.98
UNICEF	2.96
UNFPA	2.85
WFP	1.76
UNIDO	0.79
FAO	0.38
ILO	0.25
OTHER	0.14
TOTAL	148.9

3. Commonly Procured Goods & Services

Goods

- Food Supplies
- Pharmaceuticals & Medical Supplies
- Communication Equipment
- Fuels, Oils & Lubricants
- IT Equipment & Office Supplies
- School Kits & Books

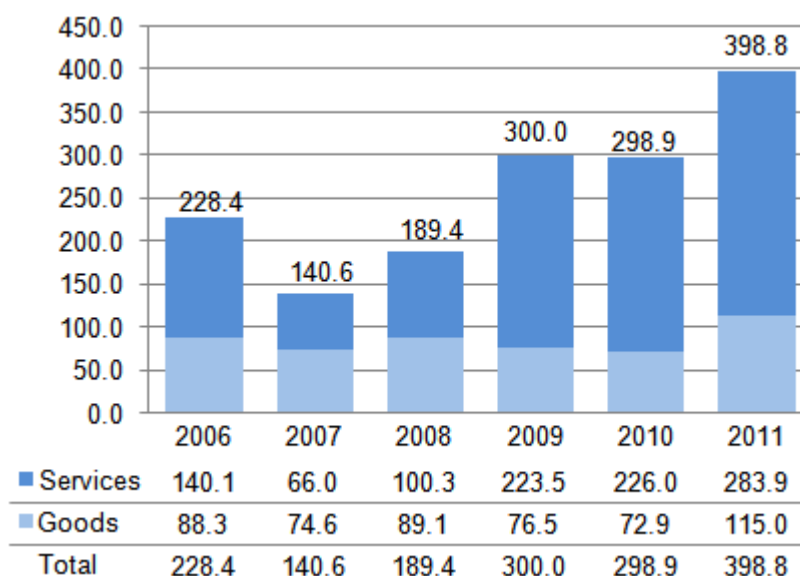
Services

- Airline Management & Operations
- Leasing & Rental Services
- Construction & Engineering Services
- Professional Training Services
- Security Services

Share of Total Procurement Value 2011
Goods & Services
 UN SYSTEM USD 398.8 mill. 2.8%

1. Procurement Trend

(\$ Million)



2. Procurement by Agency of Goods & Services

(\$ Million)

WFP	156.82
UN/PD	65.92
UNHCR	34.41
UNDP	29.47
UNICEF	29.00
UNOPS	26.07
FAO	3.31
UNFPA	2.98
UNESCO	1.71
ILO	1.04
ECA	0.58
IFAD	0.34
OTHER	0.51
TOTAL	398.8

3. Commonly Procured Goods & Services

Goods

- Food Supplies
- Shelter & Field Equipment
- Construction Material
- Motor Vehicles, Machinery & Parts Thereof
- Fuels, Oils & Lubricants

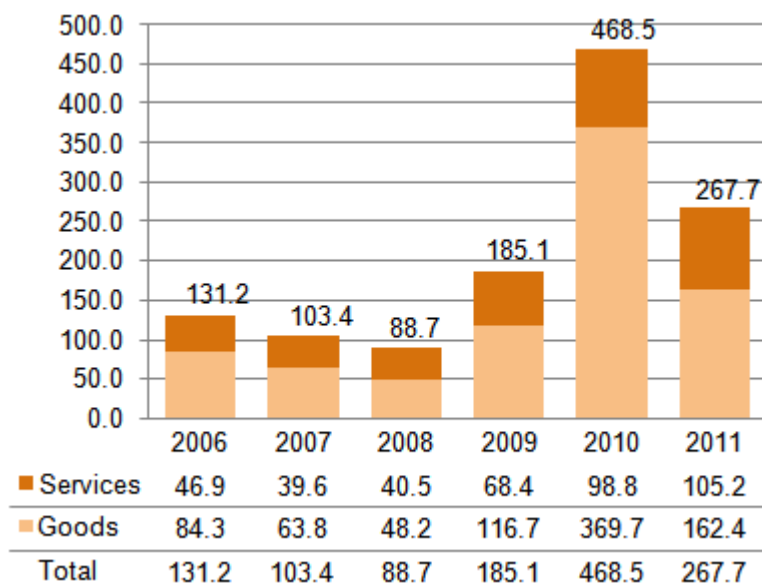
Services

- Transport Services
- Construction
- Architectural & Engineering Services
- Management Consultancy
- Trade & Business Services
- Airline Management & Operations

Share of Total Procurement Value 2011
Goods & Services
 UN SYSTEM USD 267.7 mill. 1.9%

1. Procurement Trend

(\$ Million)



2. Procurement by Agency of Goods & Services

(\$ Million)

WFP	139.44
UNDP	37.45
UNICEF	32.07
UNHCR	25.47
UN/PD	8.63
FAO	6.45
UNFPA	4.10
UNESCO	2.76
UNOPS	2.64
IAEA	1.98
ILO	0.58
UNRWA	0.33
UPU	0.14
OTHER	0.12
TOTAL	267.7

3. Commonly Procured Goods & Services

Goods

- Shelter & Field Equipment
- Food Products & Nutrition
- Mattresses, Blankets
- Kitchen Ware
- Water Cans

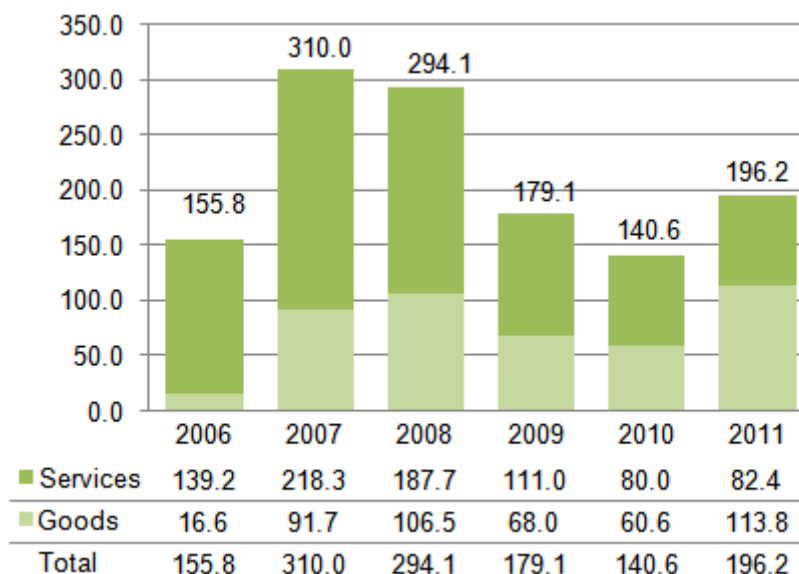
Services

- Transport Services
- Construction Services
- Training
- Mine Clearance Services
- Shelter Construction
- Security Services

Share of Total Procurement Value 2011
Goods & Services
 UN SYSTEM USD 196.2 mill. 1.38%

1. Procurement Trend

(\$ Million)



2. Procurement by Agency of Goods & Services

(\$ Million)

UN/PD	144.43
UNDP	38.63
PAHO	7.13
UNFPA	2.08
WFP	0.98
UNOPS	0.57
UNICEF	0.41
UNESCO	0.40
UNHCR	0.24
FAO	0.14
OTHER	0.00
TOTAL	196.2

3. Commonly Procured Goods & Services

Goods

- Food Supplies
- IT & Office Supplies
- Vehicles
- Laboratory Supplies

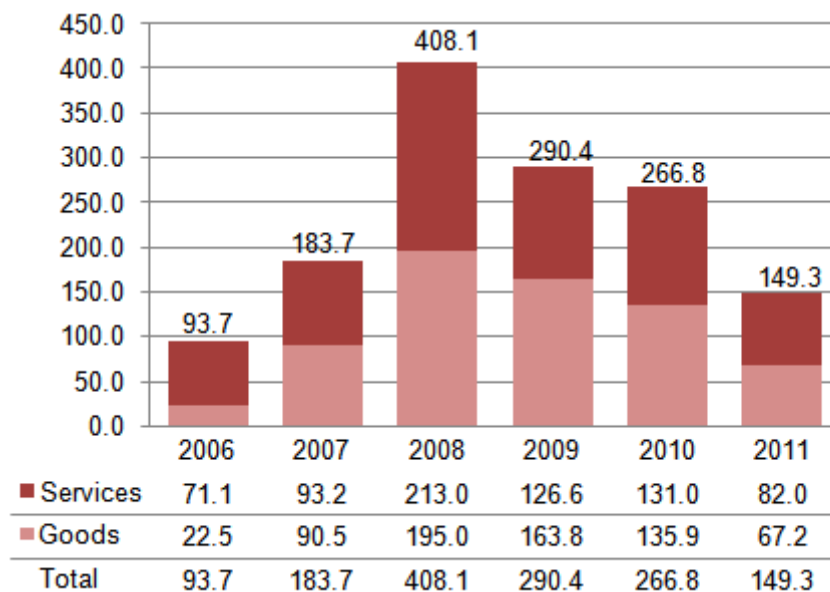
Services

- Construction Services
- Freight Forwarding Services
- Engineering Services
- Health Services
- Marine & Environmental Management

Share of Total Procurement Value 2011
Goods & Services
 UN SYSTEM USD 149.3 mill. 1.05%

1. Procurement Trend

(\$ Million)



2. Procurement by Agency of Goods & Services

(\$ Million)

UNOPS	110.18
UNDP	32.72
UNFPA	2.11
PAHO	1.64
WFP	1.09
UNICEF	0.59
UNESCO	0.28
ILO	0.19
IAEA	0.19
WIPO	0.05
IFAD	0.05
OTHER	0.06
TOTAL	149.3

3. Commonly Procured Goods & Services

Goods

- Food Supplies
- Medical & Surgical Equipment
- Uniforms
- Telecommunication Equipment
- Motor Vehicles

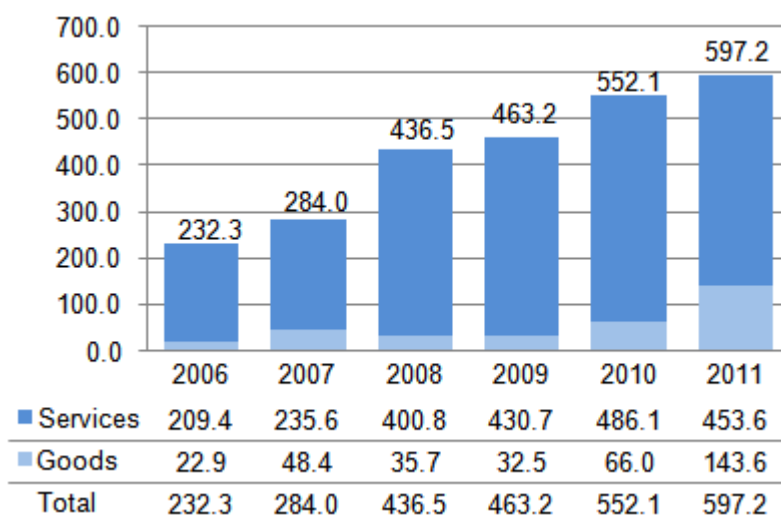
Services

- Civil works & Construction Services
- Leasing & Rental Services
- Engineering Services
- Technical Services
- Transport Services

Share of Total Procurement Value 2011
Goods & Services
 UN SYSTEM USD 597.2 mill. 4.19%

1. Procurement Trend

(\$ Million)



2. Procurement by Agency of Goods & Services

(\$ Million)

UN/PD	437.54
WFP	138.94
UNDP	8.08
UNICEF	5.24
IAEA	2.37
UNIDO	1.36
UNHCR	1.13
UNESCO	0.70
FAO	0.66
UNFPA	0.62
UNOV	0.19
ILO	0.15
OTHER	0.10
TOTAL	597.20

3. Commonly Procured Goods & Services

Goods

- Food Supplies
- Vaccines and Biologicals
- Education Supplies
- Telecommunication Equipment
- Motor Vehicles

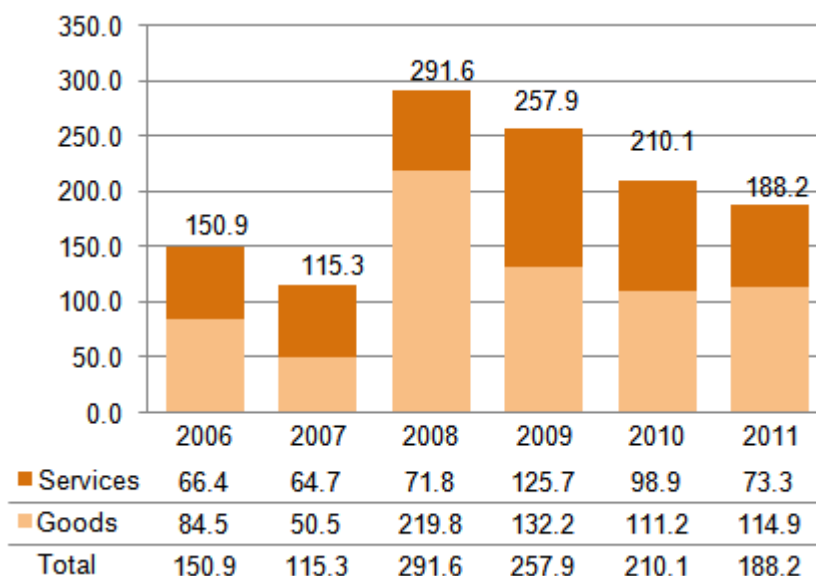
Services

- Airline management and operations
- Leasing & Rental Services
- Engineering Services
- Technical Services
- Transport Services

Share of Total Procurement Value 2011
Goods & Services
 UN SYSTEM USD 188.2 mill. 1.3%

1. Procurement Trend

(\$ Million)



2. Procurement by Agency of Goods & Services

(\$ Million)

WFP	70.02
UN/PD	42.53
UNDP	28.12
UNICEF	26.65
UNOPS	9.27
UNFPA	3.14
UNIDO	2.07
UNESCO	1.93
UNHCR	1.22
FAO	0.67
ILO	0.59
IFAD	0.46
IAEA	0.42
ECA	0.37
OTHER	0.15
TOTAL	188.2

3. Commonly Procured Goods & Services

Goods

- Food Supplies
- Motor Vehicles
- Medical & Lab Equipment
- Fertilizers
- Education Supplies
- Pharmaceuticals

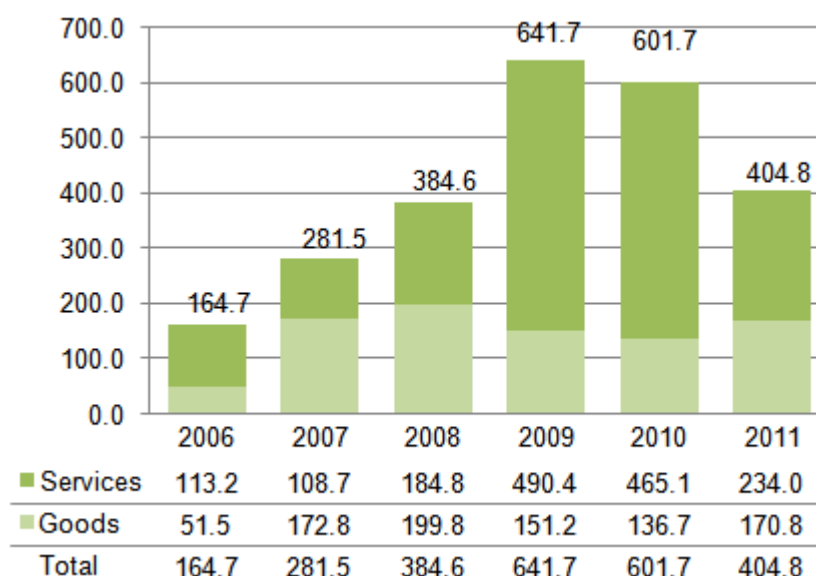
Services

- Airline Management & Operations
- Engineering Services
- Mine Clearance Services
- Environmental Management
- Technical Services

Share of Total Procurement Value 2011
Goods & Services
 UN SYSTEM USD 404.8 mill. 2.8%

1. Procurement Trend

(\$ Million)



2. Procurement by Agency of Goods & Services

(\$ Million)

UN/PD	160.30
WFP	157.47
UNDP	52.99
UNHCR	12.98
UNICEF	8.01
UNFPA	7.57
UNOPS	4.73
UNESCO	0.23
FAO	0.16
IAEA	0.12
UNIDO	0.11
OTHER	0.17
TOTAL	404.8

3. Commonly Procured Goods & Services

Goods

- Fuel Oils
- Food Supplies
- Construction Materials
- Water & Sanitation
- Bednets & Insecticides
- Motor Vehicles & Spare Parts
- Communication Equipment

Services

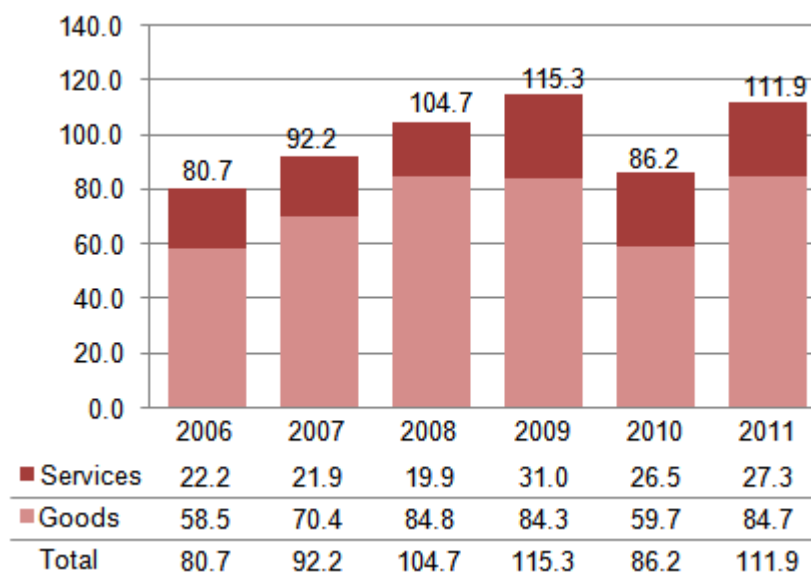
- Transport Service
- Construction Services
- Oil & Gas Distribution
- Maintenance & Repair Services
- Cleaning & Catering Services
- Economic Reintegration Support
- Communication Services
- Freight Forwarding

Note: Due to limitations in management information systems of the reporting agencies, some goods and services attributed to Sudan may have originated in South Sudan following the country's independence on 9 July 2011.

Share of Total Procurement Value 2011
Goods & Services
UN SYSTEM USD 111.9 mill. 0.78%

1. Procurement Trend

(\$ Million)



2. Procurement by Agency of Goods & Services

(\$ Million)

WFP	57.73
UNRWA	19.82
UNDP	15.59
UN/PD	4.96
UNOPS	3.91
FAO	3.84
UNFPA	2.20
UNHCR	1.21
UNIDO	1.00
UNICEF	0.98
IAEA	0.21
UNESCO	0.19
ITC	0.14
OTHER	0.10
TOTAL	111.9

3. Commonly Procured Goods & Services

Goods

- Food Supplies
- Seeds, Cereals, Oils & Fats
- Pharmaceuticals
- Water & Sanitation Equipment
- Education Supplies

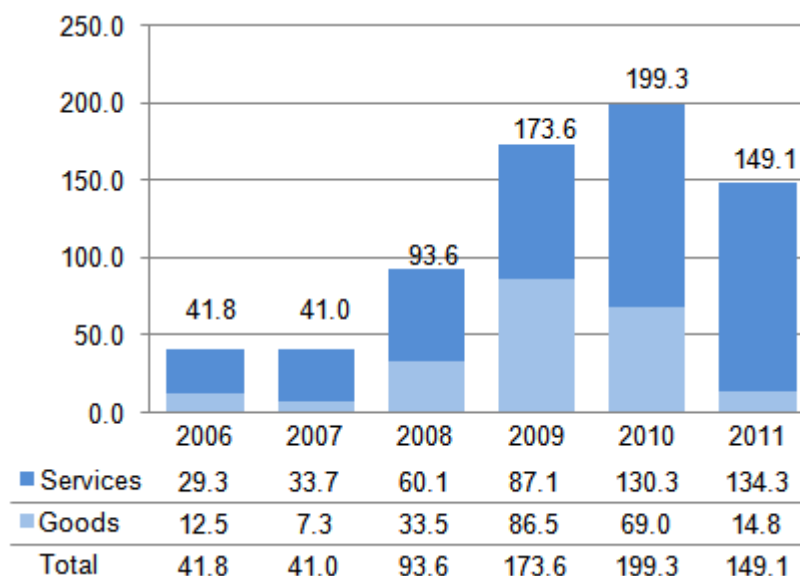
Services

- Transport Services
- Construction Works
- Security Services
- IT & Communication Services
- Engineering Services

Share of Total Procurement Value 2010
Goods & Services
 UN SYSTEM USD 149.1 mill. 1.0%

1. Procurement Trend

(\$ Million)



2. Procurement by Agency of Goods & Services

(\$ Million)

UN/PD	120.10
WFP	14.45
UNDP	10.40
UNOPS	1.04
IAEA	0.89
UNFPA	0.56
UNHCR	0.53
ILO	0.48
UNIDO	0.30
UNICEF	0.29
OTHER	0.10
TOTAL	149.1

3. Commonly Procured Goods & Services

Goods

- Food Supplies
- Medical & Laboratory Equipment
- Pharmaceuticals
- Education Supplies

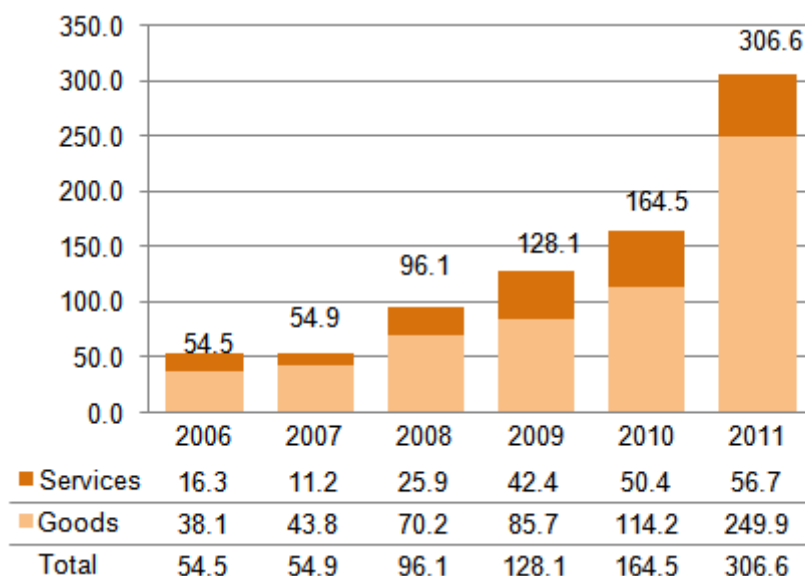
Services

- Airline Management & Operations
- Transport Services
- Construction Works
- Demining Services
- Environmental Management

Share of Total Procurement Value 2011
Goods & Services
UN SYSTEM USD 306.6 mill. 2.15%

1. Procurement Trend

(\$ Million)



2. Procurement by Agency of Goods & Services

(\$ Million)

UN/PD	197.81
UNHCR	31.93
WFP	30.94
UNICEF	11.23
UNOPS	9.66
UNRWA	8.39
UNDP	7.76
FAO	5.69
PAHO	0.99
UNFPA	0.63
ECA	0.48
UNIDO	0.18
UNESCO	0.14
ILO	0.07
OTHER	0.02
TOTAL	306.6

3. Commonly Procured Goods & Services

Goods

- Food Supplies
- Motor Vehicles & Armoured Vehicles
- Building Materials
- Communication Equipment
- Safety Equipment

Services

- Construction Services
- Air Transport Services
- Freight Forwarding
- Catering Services
- Professional Training Services



Procurement of goods and services - All sources of funding

Total Procurement of Goods by Supplier Country and Services by Country of Contractor: 2010-2011

(USD Thousand)

Country	2010				2011			
	Goods	Services	Total	%	Goods	Services	Total	%
Afghanistan	65,045.39	604,162.67	669,208.06	4.60%	66,773.38	470,527.13	537,300.51	3.76%
Albania	1,733.56	5,872.00	7,605.56	0.05%	1,307.44	6,371.61	7,679.05	0.05%
Algeria	4,820.85	5,911.35	10,732.20	0.07%	4,338.57	6,210.28	10,548.85	0.07%
Andorra	56.28	7.47	63.75	0.00%				
Angola	3,000.74	10,221.20	13,221.94	0.09%	2,401.51	3,615.39	6,016.90	0.04%
Antigua and Barbuda	42.10	451.57	493.67	0.00%	9.61	676.96	686.58	0.00%
Argentina	248,051.95	96,436.55	344,488.50	2.37%	206,061.01	159,748.65	365,809.66	2.56%
Armenia	2,163.69	4,275.91	6,439.60	0.04%	1,897.10	3,970.23	5,867.33	0.04%
Australia	50,706.15	22,573.80	73,279.95	0.50%	97,015.23	13,097.97	110,113.20	0.77%
Austria	40,457.54	37,394.25	77,851.79	0.54%	44,279.86	64,829.48	109,109.33	0.76%
Azerbaijan	3,338.15	5,647.89	8,986.05	0.06%	3,729.70	5,468.05	9,197.76	0.06%
Bahamas	6.52	459.84	466.36	0.00%	242.81	288.18	530.99	0.00%
Bahrain	484.39	999.99	1,484.39	0.01%	90.57	817.77	908.34	0.01%
Bangladesh	30,610.38	46,495.19	77,105.57	0.53%	33,558.85	42,420.37	75,979.23	0.53%
Barbados	1,309.67	945.76	2,255.43	0.02%	1,812.86	1,279.44	3,092.30	0.02%
Belarus	4,228.77	7,088.52	11,317.29	0.08%	2,226.33	5,570.66	7,796.99	0.05%
Belgium	287,523.18	37,338.45	324,861.63	2.23%	413,459.77	41,840.27	455,300.04	3.19%
Belize	694.96	1,630.68	2,325.64	0.02%	510.12	1,156.94	1,667.06	0.01%
Benin	18,069.77	21,045.16	39,114.93	0.27%	7,107.10	26,549.03	33,656.13	0.24%
Bhutan	1,370.33	1,877.61	3,247.94	0.02%	1,100.05	1,895.16	2,995.22	0.02%
Bolivia (Plurinational State of)	13,324.32	9,030.81	22,355.13	0.15%	9,098.01	9,864.67	18,962.67	0.13%
Bosnia and Herzegovina	2,854.66	13,772.95	16,627.60	0.11%	2,930.22	18,084.89	21,015.11	0.15%
Botswana	1,040.76	5,627.90	6,668.66	0.05%	1,672.96	5,351.94	7,024.90	0.05%
Brazil	97,135.87	130,107.47	227,243.35	1.56%	109,841.26	79,059.80	188,901.06	1.32%
Brunei Darussalam						2.00	2.00	0.00%
Bulgaria	1,662.66	17,724.17	19,386.83	0.13%	3,152.55	28,366.57	31,519.12	0.22%
Burkina Faso	14,092.66	15,086.94	29,179.60	0.20%	9,908.32	13,630.90	23,539.22	0.16%
Burundi	10,540.42	30,973.97	41,514.39	0.29%	8,765.56	14,460.64	23,226.21	0.16%
Cambodia	11,833.89	18,596.72	30,430.61	0.21%	7,862.15	10,302.36	18,164.50	0.13%
Cameroon	9,148.12	32,938.39	42,086.51	0.29%	6,853.20	46,602.16	53,455.36	0.37%
Canada	48,717.01	109,321.58	158,038.58	1.09%	26,159.02	121,256.55	147,415.57	1.03%
Cape Verde	1,729.76	4,161.99	5,891.75	0.04%	2,818.57	4,376.98	7,195.54	0.05%
Central African Republic	7,875.65	11,871.45	19,747.10	0.14%	12,044.88	13,924.90	25,969.78	0.18%
Chad	15,263.87	63,194.39	78,458.26	0.54%	13,097.04	47,116.76	60,213.80	0.42%
Chile	10,045.65	14,045.64	24,091.28	0.17%	3,863.71	21,039.11	24,902.82	0.17%
China	101,906.05	47,615.41	149,521.47	1.03%	86,857.66	40,617.46	127,475.12	0.89%
Colombia	18,920.65	55,696.21	74,616.86	0.51%	20,212.31	50,019.22	70,231.53	0.49%
Comoros	1,655.33	1,842.82	3,498.15	0.02%	1,372.89	1,939.15	3,312.04	0.02%
Congo, Republic of the	3,274.21	11,525.69	14,799.90	0.10%	7,262.01	14,058.84	21,320.85	0.15%
Costa Rica	3,760.45	6,962.31	10,722.76	0.07%	3,062.86	7,036.13	10,098.99	0.07%
Côte D'Ivoire	22,190.40	50,010.59	72,200.99	0.50%	29,442.21	52,575.24	82,017.45	0.57%
Croatia	724.43	5,706.25	6,430.68	0.04%	837.82	6,254.10	7,091.93	0.05%
Cuba	7,176.75	2,813.97	9,990.72	0.07%	8,993.93	4,547.14	13,541.07	0.09%
Cyprus	18,690.84	20,733.42	39,424.25	0.27%	12,986.94	14,455.28	27,442.22	0.19%
Czech Republic	8,051.26	4,264.64	12,315.89	0.08%	11,565.31	2,850.44	14,415.75	0.10%
Democratic People's Rep. of Korea	4,802.46	2,504.84	7,307.30	0.05%	4,104.13	1,900.60	6,004.73	0.04%
Democratic Republic of the Congo	61,998.76	95,761.51	157,760.28	1.08%	56,314.65	96,565.18	152,879.83	1.07%
Denmark	348,053.28	121,842.51	469,895.79	3.23%	298,004.83	124,395.71	422,400.54	2.96%
Djibouti	2,667.68	8,433.23	11,100.91	0.08%	3,460.85	18,944.19	22,405.04	0.16%
Dominica	47.19	165.50	212.69	0.00%	749.50	270.48	1,019.98	0.01%
Dominican Republic	28,784.79	10,677.00	39,461.79	0.27%	20,912.09	10,624.11	31,536.21	0.22%
Ecuador	6,856.74	11,560.05	18,416.80	0.13%	8,642.83	9,021.67	17,664.50	0.12%
Egypt	14,430.26	75,952.48	90,382.74	0.62%	24,783.98	75,314.55	100,098.52	0.70%
El Salvador	12,327.39	12,040.31	24,367.69	0.17%	15,904.74	18,327.15	34,231.88	0.24%
Equatorial Guinea	164.34	1,122.49	1,286.84	0.01%	200.90	1,141.34	1,342.24	0.01%
Eritrea	1,646.52	10,191.67	11,838.19	0.08%	1,632.27	6,057.24	7,689.51	0.05%
Estonia	3,133.44	1,295.85	4,429.29	0.03%	1.73	564.73	566.46	0.00%
Ethiopia	115,919.18	142,750.82	258,670.00	1.78%	79,836.52	93,959.85	173,796.37	1.22%
Fiji	1,410.19	4,460.59	5,870.78	0.04%	1,181.44	5,090.53	6,271.98	0.04%
Finland	16,818.11	2,460.84	19,278.95	0.13%	19,079.15	2,736.18	21,815.33	0.15%
France	373,044.96	70,725.80	443,770.77	3.05%	374,166.58	62,545.25	436,711.83	3.06%
Gabon	1,988.82	2,059.76	4,048.57	0.03%	816.95	3,260.49	4,077.44	0.03%
Gambia	1,108.45	3,202.55	4,311.01	0.03%	1,042.98	2,668.34	3,711.32	0.03%
Georgia	2,345.45	59,882.07	62,227.52	0.43%	2,433.88	20,313.64	22,747.52	0.16%
Germany	144,109.51	58,134.54	202,244.05	1.39%	143,209.48	52,146.23	195,355.72	1.37%
Ghana	12,605.88	12,916.12	25,522.00	0.18%	12,536.82	15,378.05	27,914.87	0.20%
Greece	134.25	5,897.14	6,031.38	0.04%	522.17	3,761.55	4,283.72	0.03%
Grenada	71.96	128.63	200.59	0.00%		242.96	242.96	0.00%
Guatemala	25,384.92	43,588.85	68,973.78	0.47%	24,337.01	46,763.32	71,100.33	0.50%
Guinea Bissau	2,543.21	6,782.32	9,325.54	0.06%	3,319.86	6,315.49	9,635.34	0.07%
Guinea	5,139.86	11,603.69	16,743.55	0.12%	3,419.18	10,941.66	14,360.84	0.10%
Guyana	1,039.73	1,251.42	2,291.15	0.02%	579.99	1,502.34	2,082.34	0.01%
Haiti	35,756.63	88,591.25	124,347.87	0.85%	41,571.86	87,992.20	129,564.06	0.91%
Honduras	22,928.66	24,358.87	47,287.53	0.33%	31,055.85	15,079.02	46,134.88	0.32%
Hungary	5,858.92	2,712.81	8,571.72	0.06%	4,347.22	2,947.77	7,295.00	0.05%
Iceland		11,873.39	11,873.39	0.08%		16,090.28	16,090.28	0.11%
India	512,148.47	55,459.78	567,608.26	3.90%	658,002.80	66,627.23	724,630.02	5.08%
Indonesia	86,985.87	32,124.56	119,110.43	0.82%	144,198.73	34,360.15	178,558.88	1.25%
Iran (Islamic Republic of)	4,874.83	13,130.44	18,005.28	0.12%	4,783.65	25,196.45	29,980.10	0.21%
Iraq	14,722.55	27,065.82	41,788.37	0.29%	11,479.39	30,239.10	41,718.49	0.29%
Ireland	11,617.50	4,778.99	16,396.49	0.11%	12,947.79	13,171.99	26,119.78	0.18%

Total Procurement of Goods by Supplier Country and Services by Country of Contractor: 2010-2011

(USD Thousand)

Country	2010				2011			
	Goods	Services	Total	%	Goods	Services	Total	%
Afghanistan	65,045.39	604,162.67	669,208.06	4.60%	66,773.38	470,527.13	537,300.51	3.76%
Israel	34,698.13	15,392.79	50,090.92	0.34%	35,204.32	19,141.34	54,345.66	0.38%
Italy	238,134.66	138,764.21	376,898.87	2.59%	235,976.56	187,281.92	423,258.48	2.96%
Jamaica	1,240.19	3,399.46	4,639.66	0.03%	1,108.86	3,792.03	4,900.89	0.03%
Japan	136,185.44	19,012.53	155,197.96	1.07%	106,499.34	16,137.33	122,636.68	0.86%
Jordan	30,255.10	123,360.08	153,615.18	1.06%	19,366.88	129,535.38	148,902.26	1.04%
Kazakhstan	15,743.48	6,162.77	21,906.25	0.15%	13,708.90	4,630.24	18,339.14	0.13%
Kenya	72,877.29	226,024.89	298,902.18	2.06%	114,956.85	283,866.75	398,823.60	2.79%
Kiribati	45.27	273.83	319.10	0.00%	29.43	219.63	249.06	0.00%
Kuwait	17,257.65	5,431.59	22,689.24	0.16%	32,953.53	8,055.67	41,009.21	0.29%
Kyrgyzstan	9,498.13	9,561.46	19,059.59	0.13%	6,746.11	8,543.50	15,289.61	0.11%
Lao People's Democratic Republic	6,912.32	8,318.40	15,230.73	0.10%	4,363.16	6,389.85	10,753.01	0.08%
Latvia	1,176.69	1,174.22	2,350.91	0.02%	589.59	1,459.42	2,049.01	0.01%
Lebanon	38,425.24	60,233.05	98,658.29	0.68%	49,257.37	48,932.27	98,189.64	0.69%
Lesotho	3,987.65	4,883.92	8,871.58	0.06%	2,113.65	3,663.46	5,777.11	0.04%
Liberia	33,426.93	34,319.31	67,746.24	0.47%	44,535.81	39,287.62	83,823.42	0.59%
Libya	327.98	12,336.02	12,664.01	0.09%	429.22	6,679.45	7,108.67	0.05%
Liechtenstein						94.91	94.91	0.00%
Lithuania	73.57	2,063.50	2,137.07	0.01%	778.22	2,527.57	3,305.79	0.02%
Luxembourg	5,985.93	1,326.75	7,312.68	0.05%	4,116.54	1,259.82	5,376.37	0.04%
Madagascar	7,360.57	7,829.31	15,189.88	0.10%	9,334.65	7,955.19	17,289.84	0.12%
Malawi	23,844.10	15,245.28	39,089.39	0.27%	48,956.44	13,519.90	62,476.35	0.44%
Malaysia	27,668.68	8,492.89	36,161.57	0.25%	9,845.55	10,941.10	20,786.65	0.15%
Maldives	404.04	1,268.70	1,672.74	0.01%	212.79	1,431.53	1,644.33	0.01%
Mali	11,978.88	18,258.38	30,237.26	0.21%	17,246.98	19,210.20	36,457.18	0.26%
Malta	2,913.17	665.72	3,578.89	0.02%	31.42	8,009.09	8,040.52	0.06%
Marshall Islands	29.13	100.50	129.63	0.00%	15.51	136.17	151.68	0.00%
Mauritania	2,810.88	11,785.91	14,596.79	0.10%	2,252.92	8,819.78	11,072.70	0.08%
Mauritius	3,408.08	8,981.06	12,389.13	0.09%	3,889.20	12,176.38	16,065.58	0.11%
Mexico	11,082.88	30,864.81	41,947.69	0.29%	14,213.37	30,923.52	45,136.88	0.32%
Micronesia (Federated States of)	98.97	368.95	467.92	0.00%	21.19	576.40	597.59	0.00%
Monaco	18.57	1,686.61	1,705.18	0.01%		266.02	266.02	0.00%
Mongolia	2,884.23	4,711.36	7,595.59	0.05%	2,936.99	4,550.52	7,487.51	0.05%
Montenegro	178.82	494.64	673.45		155.76	597.06	752.82	0.01%
Morocco	9,034.65	12,029.02	21,063.67	0.14%	12,035.53	12,697.62	24,733.15	0.17%
Mozambique	15,106.72	21,150.00	36,256.72	0.25%	20,117.14	24,134.30	44,251.44	0.31%
Myanmar	20,789.68	12,913.96	33,703.64	0.23%	23,014.88	11,606.25	34,621.13	
Namibia	1,839.70	8,085.23	9,924.93	0.07%	1,379.38	8,741.65	10,121.02	0.07%
Nauru	36.76	137.44	174.20	0.00%	313.84	164.97	478.81	0.00%
Nepal	12,463.95	32,432.91	44,896.86	0.31%	8,401.93	41,389.22	49,791.15	0.35%
Netherlands	133,994.56	21,656.53	155,651.09	1.07%	115,975.43	21,675.87	137,651.30	0.96%
New Zealand	2,192.41	2,335.64	4,528.04	0.03%	1,222.19	1,743.50	2,965.69	0.02%
Nicaragua	12,001.19	18,143.51	30,144.70	0.21%	7,937.09	19,114.41	27,051.50	0.19%
Niger	23,094.14	45,772.33	68,866.47	0.47%	33,705.90	22,127.04	55,832.94	0.39%
Nigeria	9,408.14	33,618.62	43,026.76	0.30%	4,298.52	38,529.44	42,827.96	0.30%
Norway	19,462.71	5,104.94	24,567.65	0.17%	12,343.38	10,155.56	22,498.94	0.16%
Oman	8,033.30	3,843.73	11,877.03	0.08%	4,778.63	2,341.87	7,120.51	0.05%
Pakistan	369,680.18	98,817.51	468,497.69	3.22%	162,422.85	105,230.94	267,653.79	1.87%
Palau	10.50	124.81	135.31	0.00%	33.79	319.57	353.36	0.00%
Panama	60,570.19	79,999.47	140,569.67	0.97%	113,818.58	82,426.36	196,244.95	1.37%
Papua New Guinea	1,677.16	5,041.84	6,719.00	0.05%	686.25	3,746.70	4,432.96	0.03%
Paraguay	4,127.82	11,013.51	15,141.33	0.10%	4,282.00	17,003.33	21,285.33	0.15%
Peru	135,880.13	130,956.82	266,836.94	1.83%	67,243.06	82,021.19	149,264.25	1.05%
Philippines	15,092.58	16,444.45	31,537.03	0.22%	6,723.58	16,314.35	23,037.93	0.16%
Poland	436.90	1,624.55	2,061.45	0.01%	399.51	2,639.71	3,039.23	0.02%
Portugal	1,252.26	3,989.45	5,241.71	0.04%	555.54	7,418.37	7,973.91	0.06%
Qatar	27.90	310.24	338.14	0.00%	95.20	691.88	787.08	0.01%
Republic of Korea, (South)	70,908.97	2,975.47	73,884.43	0.51%	23,751.28	5,100.29	28,851.57	0.20%
Republic of Moldova	3,264.31	5,318.04	8,582.35	0.06%	2,551.55	7,211.79	9,763.34	0.07%
Romania	1,297.70	1,575.61	2,873.31	0.02%	3,472.90	1,957.63	5,430.54	0.04%
Russian Federation	66,009.42	486,075.00	552,084.42	3.80%	143,570.69	453,603.42	597,174.11	4.18%
Rwanda	9,056.56	13,809.74	22,866.30	0.16%	8,462.99	10,927.59	19,390.58	0.14%
Saint Kitts and Nevis	0.44	238.15	238.59	0.00%	22.00	258.38	280.38	0.00%
Saint Lucia	21.33	441.40	462.72	0.00%	12.07	554.04	566.12	0.00%
Saint Vincent and the Grenadines	13.98	236.51	250.49	0.00%	0.72	283.58	284.30	0.00%
Samoa	588.85	1,827.08	2,415.93	0.02%	850.98	3,225.31	4,076.29	0.03%
San Marino	31.34	591.51	622.84	0.00%	26.15	864.37	890.52	0.01%
Sao Tome and Principe	168.90	491.32	660.23	0.00%	225.90	875.94	1,101.84	0.01%
Saudi Arabia	1,302.66	9,225.02	10,527.68	0.07%	408.93	19,704.95	20,113.87	0.14%
Senegal	7,269.43	21,103.71	28,373.14	0.20%	6,749.39	24,891.96	31,641.35	
Serbia	3,073.77	17,706.00	20,779.77		2,370.55	6,496.75	8,867.30	0.06%
Seychelles	182.25	764.24	946.49	0.01%	168.77	2,852.84	3,021.61	0.02%
Sierra Leone	11,422.84	16,551.09	27,973.93	0.19%	10,009.84	13,556.49	23,566.33	0.17%
Singapore	5,975.48	8,451.79	14,427.28	0.10%	1,395.98	4,922.90	6,318.89	0.04%
Slovakia	359.18	2,213.45	2,572.63	0.02%	966.76	2,597.78	3,564.54	0.02%
Slovenia	76.30	929.69	1,005.99	0.01%	60.98	1,056.57	1,117.54	0.01%
Solomon Islands	751.40	2,089.61	2,841.01	0.02%	506.89	1,854.79	2,361.68	0.02%
Somalia	6,234.25	41,002.29	47,236.54	0.32%	4,546.13	41,898.07	46,444.20	0.33%
South Africa	111,249.70	98,879.92	210,129.62	1.44%	114,949.53	73,256.23	188,205.76	1.32%
South Sudan					1,199.10	3,888.19	5,087.29	0.04%
Spain	16,218.44	40,232.83	56,451.27	0.39%	16,399.04	36,005.46	52,404.50	0.37%

Total Procurement of Goods by Supplier Country and Services by Country of Contractor: 2010-2011

(USD Thousand)

Country	2010				2011			
	Goods	Services	Total	%	Goods	Services	Total	%
Afghanistan	65,045.39	604,162.67	669,208.06	4.60%	66,773.38	470,527.13	537,300.51	3.76%
Sri Lanka	34,577.44	33,008.90	67,586.34	0.46%	18,625.07	24,014.37	42,639.44	0.30%
Sudan	136,657.90	465,050.12	601,708.02	4.14%	170,814.95	234,026.32	404,841.26	2.84%
Suriname	381.70	1,041.47	1,423.17	0.01%	560.60	835.27	1,395.87	0.01%
Swaziland	2,591.56	3,337.35	5,928.91	0.04%	2,200.94	1,940.58	4,141.52	0.03%
Sweden	11,754.22	6,717.76	18,471.98	0.13%	8,020.34	10,463.03	18,483.37	0.13%
Switzerland	499,702.09	341,651.98	841,354.06	5.78%	386,549.63	349,343.70	735,893.33	5.15%
Syrian Arab Republic	18,517.94	30,980.55	49,498.49	0.34%	15,487.49	18,938.33	34,425.83	0.24%
Tajikistan	5,158.25	13,435.61	18,593.86	0.13%	4,362.68	18,632.65	22,995.33	0.16%
Thailand	20,288.35	19,005.89	39,294.24	0.27%	20,008.61	17,024.50	37,033.11	0.26%
The former Yugoslav Republic of Mac	500.01	8,782.81	9,282.82	0.06%	1,070.08	11,802.06	12,872.14	0.09%
Timor-Leste	4,604.08	5,230.67	9,834.75	0.07%	3,308.67	7,707.80	11,016.47	0.08%
Togo	5,043.77	16,391.90	21,435.67	0.15%	5,199.56	6,817.71	12,017.26	0.08%
Tonga	30.68	138.71	169.39	0.00%	60.50	317.50	378.00	0.00%
Trinidad and Tobago	2,228.05	2,380.04	4,608.09	0.03%	1,263.89	1,855.89	3,119.79	0.02%
Tunisia	227.13	5,558.08	5,785.21	0.04%	8,421.24	8,424.91	16,846.15	0.12%
Turkey	59,661.28	26,521.20	86,182.49	0.59%	84,670.19	27,255.23	111,925.42	0.78%
Turkmenistan	609.08	2,109.22	2,718.30	0.02%	727.71	1,340.44	2,068.16	0.01%
Tuvalu	40.29	512.45	552.74	0.00%	94.76	447.06	541.82	0.00%
Uganda	74,338.62	53,287.32	127,625.94	0.88%	52,824.74	58,794.24	111,618.98	0.78%
Ukraine	68,996.54	130,265.54	199,262.08	1.37%	14,847.02	134,290.24	149,137.26	1.04%
United Arab Emirates	114,176.59	50,355.06	164,531.64	1.13%	249,879.68	56,685.20	306,564.89	2.15%
United Kingdom	348,606.66	141,387.20	489,993.86	3.37%	260,628.50	156,409.31	417,037.81	2.92%
United Republic of Tanzania	28,279.43	29,577.96	57,857.40	0.40%	41,334.60	34,806.69	76,141.29	0.53%
United States of America	409,114.22	1,109,905.76	1,519,019.98	10.44%	409,948.99	1,124,854.03	1,534,803.02	10.75%
Uruguay	4,807.16	19,306.82	24,113.98	0.17%	3,444.16	17,349.84	20,794.00	0.15%
Uzbekistan	1,678.03	4,574.93	6,252.96	0.04%	1,412.58	4,473.70	5,886.28	0.04%
Vanuatu	33.06	129.88	162.95	0.00%	46.24	164.27	210.51	0.00%
Venezuela (Bolivarian Republic of)	2,213.92	6,499.37	8,713.29	0.06%	4,086.52	3,649.23	7,735.75	0.05%
Viet Nam	24,078.40	12,704.58	36,782.98	0.25%	13,435.84	12,091.13	25,526.97	0.18%
Yemen	20,840.83	13,840.58	34,681.41	0.24%	30,161.77	19,131.32	49,293.09	0.35%
Zambia	12,155.27	10,621.94	22,777.21	0.16%	14,483.14	9,880.76	24,363.90	0.17%
Zimbabwe	32,324.83	39,304.79	71,629.61	0.49%	28,020.97	54,635.40	82,656.37	0.58%
Sub-Total	6,935,641.84	7,356,635.40	14,292,277.24	98.27%	6,880,477.20	7,035,677.02	13,916,154.22	97.48%
Unspecified Countries	22,891.97	56,701.60	79,593.57	0.55%	110,969.90	48,077.61	159,047.51	1.11%
Global Projects								
Interregional Projects								
Arab Countries	113,272.57	49,380.06	162,652.63	1.12%	70,921.37	110,160.63	181,081.99	1.27%
African Countries	30.35	75.59	105.95	0.00%	219.51	212.80	432.31	0.00%
Asian Countries	33.93	276.30	310.24	0.00%	536.74	705.32	1,242.06	0.01%
European Countries	920.42	529.18	1,449.60	0.01%	1,860.76	8,380.62	10,241.38	0.07%
Latin America And The Caribbean	2,701.76	5,104.17	7,805.93	0.05%	574.34	7,262.10	7,836.44	0.05%
Grand-Total	7,075,492.86	7,468,702.30	14,544,195.15	100.00%	7,065,559.82	7,210,476.09	14,276,035.91	100.00%
	48.65%	51.35%	100.00%		49.49%	50.51%	100.00%	
Developed Countries:	3,244,598.80	2,818,180.24	6,062,779.04		3,060,662.96	2,528,418.58	5,589,081.55	
Percentage	45.86%	37.73%	41.69%		43.32%	35.07%	39.15%	
Developing Countries/ Economies In Transition:	3,808,002.08	4,593,820.45	8,401,822.54		3,893,926.95	4,633,979.90	8,527,906.85	
Percentage	53.82%	61.51%	57.77%		55.11%	64.27%	59.74%	
Arab States	556,592.26	1,014,428.81	1,571,021.07		722,120.75	885,385.14	1,607,505.89	
Percentage	7.87%	13.58%	10.80%		10.22%	12.28%	11.26%	
Africa	814,253.34	1,285,042.55	2,099,295.89		844,258.42	1,244,722.77	2,088,981.18	
Percentage	11.51%	17.21%	14.43%		11.95%	17.26%	14.63%	
Asia & Pacific	1,435,817.40	1,089,096.28	2,524,913.68		1,305,248.69	954,015.90	2,259,264.59	
Percentage	20.29%	14.58%	17.36%		18.47%	13.23%	15.83%	
Europe & Cis	230,401.45	384,684.61	615,086.07		290,865.53	746,079.10	1,036,944.63	
Percentage	3.26%	5.15%	4.23%		4.12%	10.35%	7.26%	
Latin America & The Caribbean	770,937.62	820,568.21	1,591,505.83		728,882.00	796,565.21	1,525,447.21	
Percentage	10.90%	10.99%	10.94%		10.32%	11.05%	10.69%	
Others	22,891.97	56,701.60	79,593.57		110,969.90	48,077.61	159,047.51	
Percentage	0.32%	0.76%	0.55%		1.57%	0.67%	1.11%	

Total Procurement by Agency: 2010-2011

Agency	2010				2011			
	Goods	Services	Total	% of Total	Goods	Services	Total	% of Total
ESCAP	2.54	5.06	7.61	0.05%	4.41	7.11	11.52	0.08%
ESCWA	0.43	1.44	1.87	0.01%	1.39	1.39	2.77	0.02%
ECLAC	2.58	6.29	8.87	0.06%	2.83	12.19	15.02	0.11%
FAO	122.18	45.63	167.81	1.15%	78.25	56.85	135.10	0.95%
IAEA	66.06	79.13	145.19	1.00%	69.02	94.11	163.12	1.14%
IFAD	0.91	46.19	47.09	0.32%	1.16	46.39	47.55	0.33%
ILO	9.42	89.51	98.93	0.68%	14.28	79.21	93.49	0.65%
INSTRAW	0.05	0.08	0.13	0.00%	Now UNWOMEN - Data not submitted			
ITC	1.17	9.87	11.04	0.08%	1.02	11.93	12.94	0.09%
ITU	4.81	7.72	12.53	0.09%	Data not submitted			
OPCW	1.36	5.79	7.15	0.05%	2.68	6.30	8.98	0.06%
PAHO	693.12	15.21	708.33	4.87%	593.24	13.43	606.67	4.25%
UNDP	649.08	2,279.37	2,928.44	20.13%	652.04	2,039.93	2,691.97	18.86%
UNECA	3.36	4.90	8.26	0.06%	17.24	5.39	22.63	0.16%
UNESCO	43.02	139.49	182.51	1.25%	23.91	121.03	144.94	1.02%
UNFPA	160.95	220.94	381.89	2.63%	148.84	213.52	362.36	2.54%
UNHCR	244.43	178.38	422.81	2.91%	264.71	270.40	535.10	3.75%
UNICEF	1,823.74		1,823.74	12.54%	2,153.57		2,153.57	15.09%
UNIDO	30.47	41.49	71.96	0.49%	47.77	38.24	86.01	0.60%
UN/PD	977.40	2,167.12	3,144.52	21.62%	1,073.85	2,099.90	3,173.75	22.23%
UNOG	14.24	73.96	88.20	0.61%	24.01	86.21	110.22	0.77%
UNON	9.54	25.38	34.92	0.24%	24.33	82.76	107.08	0.75%
UNOPS	496.23	519.29	1,015.52	6.98%	318.29	459.96	778.25	5.45%
UNOV	4.23	7.08	11.30	0.08%	5.15	9.61	14.76	0.10%
UNRWA	144.42	76.48	220.90	1.52%	141.19	140.79	281.97	1.98%
UNU	0.02	1.11	1.13	0.01%	0.02	1.10	1.13	0.01%
UNV	0.53	14.89	15.42	0.11%	0.90	15.10	16.00	0.11%
UPU	0.83		0.83	0.01%	0.94		0.94	0.01%
WFP	1,451.75	1,265.28	2,717.03	18.68%	1,395.08	1,137.26	2,532.34	17.74%
WHO	110.91		110.91	0.76%	Data not submitted			
WIPO		133.19	133.19	0.92%		146.12	146.12	1.02%
WMO	5.70	5.15	10.84	0.07%	5.01	10.71	15.72	0.11%
WTO	0.03	3.29	3.32	0.02%	0.43	3.53	3.96	0.03%
TOTAL	7,075.49	7,468.70	14,544.20	100.00%	7,065.56	7,210.48	14,276.04	100.00%

The UN Annual Statistical Report presents all data in US dollars. Some agencies, as is the case with WIPO which has its budgets and accounting in currencies other than US dollars thereby necessitating currency conversion using an average annual conversion rate. Due to extreme exchange rate fluctuations, data presented in US dollars may show trends in terms of procurement volume increases or decreases that are the reciprocal of the trend shown by the data in the original currency. This is the case with the WIPO procurement volume from 2010 and 2011, where the change in the procurement volume for the period in Swizz Francs denotes a decrease of 8.3%, however after conversion to US dollars and due to the currency exchange rate fluctuations between the two currencies throughout the period, the change in the procurement volume denotes an increase of 9.7%.

Procurement of Goods by Supplier Country: 2011

Supplier Country	(USD Thousand)	
	Procurement of Goods	%
Afghanistan	66,773.38	0.95%
Albania	1,307.44	0.02%
Algeria	4,338.57	0.06%
Andorra		
Angola	2,401.51	0.03%
Antigua and Barbuda	9.61	0.00%
Argentina	206,061.01	2.92%
Armenia	1,897.10	0.03%
Australia	97,015.23	1.37%
Austria	44,279.86	0.63%
Azerbaijan	3,729.70	0.05%
Bahamas	242.81	0.00%
Bahrain	90.57	0.00%
Bangladesh	33,558.85	0.47%
Barbados	1,812.86	0.03%
Belarus	2,226.33	0.03%
Belgium	413,459.77	5.85%
Belize	510.12	0.01%
Benin	7,107.10	0.10%
Bhutan	1,100.05	0.02%
Bolivia (Plurinational State of)	9,098.01	0.13%
Bosnia and Herzegovina	2,930.22	0.04%
Botswana	1,672.96	0.02%
Brazil	109,841.26	1.55%
Brunei Darussalam		
Bulgaria	3,152.55	0.04%
Burkina Faso	9,908.32	0.14%
Burundi	8,765.56	0.12%
Cambodia	7,862.15	0.11%
Cameroon	6,853.20	0.10%
Canada	26,159.02	0.37%
Cape Verde	2,818.57	0.04%
Central African Republic	12,044.88	0.17%
Chad	13,097.04	0.19%
Chile	3,863.71	0.05%
China	86,857.66	1.23%
Colombia	20,212.31	0.29%
Comoros	1,372.89	0.02%
Congo, Republic of the	7,262.01	0.10%
Costa Rica	3,062.86	0.04%
Côte D'Ivoire	29,442.21	0.42%
Croatia	837.82	0.01%
Cuba	8,993.93	0.13%
Cyprus	12,986.94	0.18%
Czech Republic	11,565.31	0.16%
Democratic People's Rep. of Korea (North)	4,104.13	0.06%
Democratic Republic of the Congo	56,314.65	0.80%
Denmark	298,004.83	4.22%
Djibouti	3,460.85	0.05%
Dominica	749.50	0.01%
Dominican Republic	20,912.09	0.30%
Ecuador	8,642.83	0.12%
Egypt	24,783.98	0.35%
El Salvador	15,904.74	0.23%
Equatorial Guinea	200.90	0.00%
Eritrea	1,632.27	0.02%
Estonia	1.73	0.00%
Ethiopia	79,836.52	1.13%
Fiji	1,181.44	0.02%
Finland	19,079.15	0.27%
France	374,166.58	5.30%
Gabon	816.95	0.01%
Gambia	1,042.98	0.01%
Georgia	2,433.88	0.03%
Germany	143,209.48	2.03%
Ghana	12,536.82	0.18%
Greece	522.17	0.01%
Grenada		
Guatemala	24,337.01	0.34%
Guinea Bissau	3,319.86	0.05%
Guinea	3,419.18	0.05%
Guyana	579.99	0.01%
Haiti	41,571.86	0.59%
Honduras	31,055.85	0.44%
Hungary	4,347.22	0.06%
Iceland		
India	658,002.80	9.31%
Indonesia	144,198.73	2.04%
Iran (Islamic Republic of)	4,783.65	0.07%
Iraq	11,479.39	0.16%

Procurement of Goods by Supplier Country: 2011

Supplier Country	Procurement of Goods	(USD Thousand) %
Ireland	12,947.79	0.18%
Israel	35,204.32	0.50%
Italy	235,976.56	3.34%
Jamaica	1,108.86	0.02%
Japan	106,499.34	1.51%
Jordan	19,366.88	0.27%
Kazakhstan	13,708.90	0.19%
Kenya	114,956.85	1.63%
Kiribati	29.43	0.00%
Kuwait	32,953.53	0.47%
Kyrgyzstan	6,746.11	0.10%
Lao People's Democratic Republic	4,363.16	0.06%
Latvia	589.59	0.01%
Lebanon	49,257.37	0.70%
Lesotho	2,113.65	0.03%
Liberia	44,535.81	0.63%
Libya	429.22	0.01%
Liechtenstein		
Lithuania	778.22	0.01%
Luxembourg	4,116.54	0.06%
Madagascar	9,334.65	0.13%
Malawi	48,956.44	0.69%
Malaysia	9,845.55	0.14%
Maldives	212.79	0.00%
Mali	17,246.98	0.24%
Malta	31.42	0.00%
Marshall Islands	15.51	0.00%
Mauritania	2,252.92	0.03%
Mauritius	3,889.20	0.06%
Mexico	14,213.37	0.20%
Micronesia (Federated States of)	21.19	0.00%
Monaco		
Mongolia	2,936.99	0.04%
Montenegro	155.76	0.00%
Morocco	12,035.53	0.17%
Mozambique	20,117.14	0.28%
Myanmar	23,014.88	0.33%
Namibia	1,379.38	0.02%
Nauru	313.84	0.00%
Nepal	8,401.93	0.12%
Netherlands	115,975.43	1.64%
New Zealand	1,222.19	0.02%
Nicaragua	7,937.09	0.11%
Niger	33,705.90	0.48%
Nigeria	4,298.52	0.06%
Norway	12,343.38	0.17%
Oman	4,778.63	0.07%
Pakistan	162,422.85	2.30%
Palau	33.79	0.00%
Panama	113,818.58	1.61%
Papua New Guinea	686.25	0.01%
Paraguay	4,282.00	0.06%
Peru	67,243.06	0.95%
Philippines	6,723.58	0.10%
Poland	399.51	0.01%
Portugal	555.54	0.01%
Qatar	95.20	0.00%
Republic of Korea, (South)	23,751.28	0.34%
Republic of Moldova	2,551.55	0.04%
Romania	3,472.90	0.05%
Russian Federation	143,570.69	2.03%
Rwanda	8,462.99	0.12%
Saint Kitts and Nevis	22.00	0.00%
Saint Lucia	12.07	0.00%
Saint Vincent and the Grenadines	0.72	0.00%
Samoa	850.98	0.01%
San Marino	26.15	0.00%
Sao Tome and Principe	225.90	0.00%
Saudi Arabia	408.93	0.01%
Senegal	6,749.39	
Serbia	2,370.55	0.03%
Seychelles	168.77	0.00%
Sierra Leone	10,009.84	0.14%
Singapore	1,395.98	0.02%
Slovakia	966.76	0.01%
Slovenia	60.98	0.00%
Solomon Islands	506.89	0.01%
Somalia	4,546.13	0.06%
South Africa	114,949.53	1.63%
South Sudan	1,199.10	0.02%

Procurement of Goods by Supplier Country: 2011

Supplier Country	Procurement of Goods	(USD Thousand)
		%
Spain	16,399.04	0.23%
Sri Lanka	18,625.07	0.26%
Sudan	170,814.95	2.42%
Suriname	560.60	0.01%
Swaziland	2,200.94	0.03%
Sweden	8,020.34	0.11%
Switzerland	386,549.63	5.47%
Syrian Arab Republic	15,487.49	0.22%
Tajikistan	4,362.68	0.06%
Thailand	20,008.61	0.28%
The former Yugoslav Republic of Macedonia	1,070.08	0.02%
Timor-Leste	3,308.67	0.05%
Togo	5,199.56	0.07%
Tonga	60.50	0.00%
Trinidad and Tobago	1,263.89	0.02%
Tunisia	8,421.24	0.12%
Turkey	84,670.19	1.20%
Turkmenistan	727.71	0.01%
Tuvalu	94.76	0.00%
Uganda	52,824.74	0.75%
Ukraine	14,847.02	0.21%
United Arab Emirates	249,879.68	3.54%
United Kingdom	260,628.50	3.69%
United Republic of Tanzania	41,334.60	0.59%
United States of America	409,948.99	5.80%
Uruguay	3,444.16	0.05%
Uzbekistan	1,412.58	0.02%
Vanuatu	46.24	0.00%
Venezuela (Bolivarian Republic of)	4,086.52	0.06%
Viet Nam	13,435.84	0.19%
Yemen	30,161.77	0.43%
Zambia	14,483.14	0.20%
Zimbabwe	28,020.97	0.40%
Sub-Total	6,880,477.20	97.38%
Unspecified Countries	110,969.90	1.57%
Global Projects		
Interregional Projects		
Arab Countries	70,921.37	1.00%
African Countries	219.51	0.00%
Asian Countries	536.74	0.01%
European Countries	1,860.76	0.03%
Latin America And The Caribbean	574.34	0.01%
Grand-Total	7,065,559.82	100.00%
Industrialized Countries:	3,060,662.96	
Percentage	43.32%	
Developing Countries/ Economies In Transition:	3,893,926.95	
Percentage	55.11%	
Arab States	722,120.75	
Percentage	10.22%	
Africa	844,258.42	
Percentage	11.95%	
Asia & Pacific	1,305,248.69	
Percentage	18.47%	
Europe & Cis	290,865.53	
Percentage	4.12%	
Latin America & The Caribbean	728,882.00	
Percentage	10.32%	
Others	110,969.90	
Percentage	1.57%	

Total Procurement of Goods by Agency and Supplier Country: 2011

Procurement of Goods		Agencies					(USD Thousand)
Supplier Country	ESCAP	ESCWA	ECA	ECLAC	FAO	IAEA	
Afghanistan					4,946.00		
Albania							
Algeria							
Andorra							
Angola							
Antigua and Barbuda							
Argentina					68.01	22.07	
Armenia					206.25	95.05	
Australia					337.57	516.46	
Austria	6.14	22.16			901.17	22,190.36	
Azerbaijan							
Bahamas							
Bahrain							
Bangladesh					1,197.51		
Barbados							
Belarus							
Belgium				29.84	30.44	104.34	
Belize							
Benin					26.28		
Bhutan							
Bolivia (Plurinational State of)							
Bosnia and Herzegovina							
Botswana					2.02		
Brazil					512.68		
Brunei Darussalam							
Bulgaria					17.09		
Burkina Faso					3,060.62	26.30	
Burundi							
Cambodia					155.49		
Cameroon					130.70		
Canada			18.86		234.48	1,731.38	
Cape Verde							
Central African Republic					1,322.95		
Chad							
Chile				1,117.20	2.62	5.48	
China	0.86		137.75		1,582.06	28.57	
Colombia					91.42		
Comoros							
Congo, Republic of the							
Costa Rica				6.74		17.06	
Côte D'Ivoire					9.25		
Croatia						0.98	
Cuba					328.96		
Cyprus		4.87	499.05				
Czech Republic					16.44	1,780.56	
Democratic People's Rep. of Korea (North)							
Democratic Republic of the Congo							
Denmark	74.10	130.54	699.29	205.78	4,823.90	352.19	
Djibouti			36.73		40.57		
Dominica							
Dominican Republic					1,135.13		
Ecuador							
Egypt					135.28		
El Salvador							
Equatorial Guinea							
Eritrea							
Estonia							
Ethiopia			1,298.72				
Fiji	10.26						
Finland					12.23	0.81	
France			57.32	28.66	1,552.28	1,641.06	
Gabon							
Gambia							
Georgia					60.23		
Germany	70.49	53.34	1,381.80		1,348.35	16,170.43	
Ghana					34.15		
Greece						251.88	
Grenada							
Guatemala					23.48		
Guinea Bissau							
Guinea							
Guyana							
Haiti					1,056.38		
Honduras					1,865.80		
Hungary					2.56	2,777.96	
Iceland							
India	29.44				1,940.89	1,165.35	
Indonesia							
Iran (Islamic Republic of)						117.83	
Iraq		84.92					
Ireland			134.85	29.78			

Total Procurement of Goods by Agency and Supplier Country: 2011

Procurement of Goods		(USD Thousand)				
Supplier Country	Agencies					
	ESCAP	ESCWA	ECA	ECLAC	FAO	IAEA
Israel			5,180.79			149.24
Italy		22.05	1,089.53		7,544.07	1,034.93
Jamaica					95.52	
Japan		32.57			328.44	1,308.47
Jordan					377.14	31.34
Kazakhstan						
Kenya			471.90		3,305.12	
Kiribati						
Kuwait						
Kyrgyzstan						
Lao People's Democratic Republic						
Latvia						288.09
Lebanon		495.43			1,249.22	426.13
Lesotho						
Liberia						
Libya						
Liechtenstein						
Lithuania						57.81
Luxembourg						
Madagascar						
Malawi						
Malaysia						103.96
Maldives						
Mali					960.33	
Malta						
Marshall Islands						
Mauritania						
Mauritius						
Mexico				353.93	35.15	
Micronesia (Federated States of)						
Monaco						
Mongolia						
Montenegro						
Morocco					25.62	
Mozambique						
Myanmar						
Namibia						7.59
Nauru						
Nepal	8.70					
Netherlands		9.14	119.29		1,997.50	431.69
New Zealand						
Nicaragua					771.50	
Niger					2.01	
Nigeria						
Norway						
Oman						
Pakistan					6,449.59	
Palau						
Panama					143.13	
Papua New Guinea						
Paraguay						
Peru						11.81
Philippines					471.03	
Poland						95.93
Portugal						
Qatar						
Republic of Korea, (South)	7.05					939.44
Republic of Moldova						
Romania						5.31
Russian Federation					663.03	708.63
Rwanda					239.00	
Saint Kitts and Nevis						
Saint Lucia						
Saint Vincent and the Grenadines						
Samoa						
San Marino					14.67	
Sao Tome and Principe						
Saudi Arabia						
Senegal					145.38	
Serbia						
Seychelles						
Sierra Leone						
Singapore	5.32					20.59
Slovakia						60.61
Slovenia						48.92
Solomon Islands						
Somalia						
South Africa			325.37		670.67	4.20
South Sudan						
Spain					590.39	66.65

Total Procurement of Goods by Agency and Supplier Country: 2011

Procurement of Goods		Agencies					(USD Thousand)
Supplier Country	ESCAP	ESCWA	ECA	ECLAC	FAO	IAEA	
Sri Lanka					2,021.84		
Sudan					69.23		
Suriname							
Swaziland					1,545.30		
Sweden			86.98		183.37	117.85	
Switzerland			37.99		1,123.31	1,815.05	
Syrian Arab Republic					644.87		
Tajikistan							
Thailand	2,789.56				47.69		
The former Yugoslav Republic of Macedonia							
Timor-Leste							
Togo							
Tonga							
Trinidad and Tobago				33.98			
Tunisia							
Turkey					3,844.96		
Turkmenistan							
Tuvalu							
Uganda					206.70		
Ukraine						334.38	
United Arab Emirates	2.69		478.83		5,688.30		
United Kingdom	74.83	51.75	1,213.69		2,781.95	5,875.60	
United Republic of Tanzania							
United States of America	1,256.63	480.87	3,971.49	1,022.50	708.65	6,038.28	
Uruguay				2.75			
Uzbekistan							
Vanuatu							
Venezuela (Bolivarian Republic of)							
Viet Nam							
Yemen							
Zambia							
Zimbabwe					2,069.00		
Sub-Total	4,336.07	1,387.63	17,240.21	2,831.15	76,224.89	68,978.59	
Unspecified Countries	59.53					36.94	
Global Projects							
Interregional Projects							
Arab Countries *					2,029.14		
African Countries							
Asian Countries	12.42				0.75		
European Countries							
Latin America And The Caribbean							
Grand-Total	4,408.01	1,387.63	17,240.21	2,831.15	78,254.78	69,015.54	
Developed Countries:	1,482.19	807.29	14,490.91	1,316.55	24,548.86	64,911.85	
Percentage	33.62%	58.18%	84.05%	46.50%	31.37%	94.05%	
Developing Countries/ Economies In Transition:	2,866.29	580.34	2,749.29	1,514.60	53,705.92	4,066.75	
Percentage	65.02%	41.82%	15.95%	53.50%	68.63%	5.89%	
Arab States *	2.69	580.34	515.55		10,259.36	575.30	
Percentage	0.06%	41.82%	2.99%		13.11%	0.83%	
Africa			2,095.99		13,729.48	38.09	
Percentage			12.16%		17.54%	0.06%	
Asia & Pacific	2,863.61		137.75		18,812.85	2,257.91	
Percentage	64.96%		0.80%		24.04%	3.27%	
Europe & Cis					4,774.47	1,139.03	
Percentage					6.10%	1.65%	
Latin America & The Caribbean				1,514.60	6,129.76	56.42	
Percentage				53.50%	7.83%	0.08%	
Others	59.53					36.94	
Percentage	1.35%					0.05%	

* Procurement from the Palestine Authority Autonomous Area (West Bank and Gaza Strip).

Total Procurement of Goods by Agency and Supplier Country: 2011

Procurement of Goods		Agencies					(USD Thousand)
Supplier Country	IFAD	ILO	ITC	OPCW	PAHO	UNDP	
Afghanistan						8,518.28	
Albania		0.77				438.17	
Algeria						290.60	
Andorra							
Angola		2.26				774.27	
Antigua and Barbuda							
Argentina					1,297.67	95,855.12	
Armenia		1.36				1,321.55	
Australia		2.15			3,589.51	358.00	
Austria						11,362.31	
Azerbaijan		0.56				3,434.53	
Bahamas					242.81		
Bahrain						64.48	
Bangladesh		648.51				7,565.65	
Barbados					1,342.62	362.88	
Belarus						1,820.40	
Belgium				3.07	106,749.71	1,518.85	
Belize					187.76	183.73	
Benin		10.52				2,923.33	
Bhutan						490.53	
Bolivia (Plurinational State of)					1,472.00	1,464.14	
Bosnia and Herzegovina		1.13				2,160.20	
Botswana						338.54	
Brazil		22.98			72,850.31	6,354.01	
Brunei Darussalam							
Bulgaria						2,184.68	
Burkina Faso			16.89			2,097.94	
Burundi						2,340.06	
Cambodia		3.72				801.02	
Cameroon			89.75			1,132.07	
Canada		4.70		16.56	933.52	4,022.52	
Cape Verde						1,004.60	
Central African Republic						2,647.28	
Chad						1,394.81	
Chile					1,021.80	1,282.45	
China		188.38		0.47		6,047.19	
Colombia					8,812.54	5,690.88	
Comoros						655.39	
Congo, Republic of the						5,017.27	
Costa Rica					696.75	1,677.05	
Côte D'Ivoire						1,013.16	
Croatia						577.89	
Cuba					1,938.09	5,257.17	
Cyprus						372.03	
Czech Republic		0.02		3.43		20.65	
Democratic People's Rep. of Korea (North)						271.99	
Democratic Republic of the Congo		1,124.88				13,866.69	
Denmark	125.57	1,781.04			14,266.00	57,635.67	
Djibouti						599.46	
Dominica						8.21	
Dominican Republic					2,549.54	11,516.34	
Ecuador					1,793.63	959.25	
Egypt		31.46				4,974.77	
El Salvador					2,471.26	6,377.97	
Equatorial Guinea						158.82	
Eritrea						869.11	
Estonia						1.73	
Ethiopia		12.25				8,130.72	
Fiji						833.43	
Finland		37.61		4.58		5,076.42	
France	0.63	279.34	48.39	9.83	103,089.89	3,961.60	
Gabon			26.72			464.46	
Gambia						380.71	
Georgia						1,176.33	
Germany	10.23	251.84	0.83	184.54	2,011.50	12,770.26	
Ghana						3,926.67	
Greece						11.53	
Grenada							
Guatemala		4.17			5,005.18	3,994.56	
Guinea Bissau						1,827.83	
Guinea						1,318.48	
Guyana					291.89	210.00	
Haiti		83.88			7,709.07	3,563.57	
Honduras		0.85			1,721.33	1,104.52	
Hungary		73.39				16.52	
Iceland							
India		14.45	3.24		58,304.88	11,941.02	
Indonesia		595.05				1,949.19	
Iran (Islamic Republic of)						1,049.50	
Iraq						534.80	
Ireland		902.54		242.51	224.25	171.30	

Total Procurement of Goods by Agency and Supplier Country: 2011

Procurement of Goods		Agencies					(USD Thousand)
Supplier Country	IFAD	ILO	ITC	OPCW	PAHO	UNDP	
Israel		43.88			43.97	1,167.17	
Italy	1,012.83	6.99	1.49		11,186.54	6,580.71	
Jamaica					443.69	266.23	
Japan		119.26			1.60	4,920.97	
Jordan		52.36				1,154.62	
Kazakhstan						554.89	
Kenya						4,951.32	
Kiribati						21.48	
Kuwait						17.95	
Kyrgyzstan						2,529.53	
Lao People's Democratic Republic						1,348.56	
Latvia						301.50	
Lebanon		244.33				3,953.16	
Lesotho						302.05	
Liberia						6,253.68	
Libya						32.46	
Liechtenstein							
Lithuania						435.78	
Luxembourg		2.11					
Madagascar						708.85	
Malawi						1,501.32	
Malaysia					1.00	447.43	
Maldives						159.90	
Mali						2,050.95	
Malta						-1.19	
Marshall Islands						15.51	
Mauritania						569.34	
Mauritius						695.12	
Mexico					1,878.20	2,715.58	
Micronesia (Federated States of)						18.69	
Monaco							
Mongolia						821.85	
Montenegro		48.28					
Morocco						3,260.44	
Mozambique						3,688.05	
Myanmar						708.61	
Namibia						466.65	
Nauru						10.95	
Nepal		10.89				2,369.46	
Netherlands		198.75	5.85	1,987.34	13,624.33	24,973.31	
New Zealand						174.22	
Nicaragua		25.96			1,707.30	1,856.84	
Niger						18,576.87	
Nigeria						1,166.18	
Norway					514.28	44.68	
Oman							
Pakistan	9.90	59.92				5,479.07	
Palau						33.79	
Panama					7,132.70	11,324.85	
Papua New Guinea						175.54	
Paraguay					664.66	2,536.34	
Peru					1,642.85	13,662.49	
Philippines						883.39	
Poland						193.12	
Portugal				0.06		454.97	
Qatar							
Republic of Korea, (South)					14,084.86	6,248.98	
Republic of Moldova		16.94				2,369.35	
Romania					1.75	355.54	
Russian Federation		35.13				1,561.55	
Rwanda						1,132.98	
Saint Kitts and Nevis							
Saint Lucia						2.55	
Saint Vincent and the Grenadines						0.72	
Samoa						654.91	
San Marino							
Sao Tome and Principe						188.72	
Saudi Arabia						275.42	
Senegal						2,087.95	
Serbia		17.28					
Seychelles						156.20	
Sierra Leone						4,781.00	
Singapore							
Slovakia						205.12	
Slovenia						8.16	
Solomon Islands						456.15	
Somalia						1,199.36	
South Africa		133.14				15,574.41	
South Sudan							
Spain		4.87			71.55	6,238.88	

Total Procurement of Goods by Agency and Supplier Country: 2011

Procurement of Goods		Agencies					(USD Thousand)
Supplier Country	IFAD	ILO	ITC	OPCW	PAHO	UNDP	
Sri Lanka						2,473.19	
Sudan		50.55				13,703.82	
Suriname					298.28	217.77	
Swaziland		0.72				190.40	
Sweden			6.81			141.90	
Switzerland		6,258.91	806.06	10.34	34,198.39	5,361.92	
Syrian Arab Republic						1,141.43	
Tajikistan						3,428.46	
Thailand					20.89	1,310.89	
The former Yugoslav Republic of Macedonia		4.54				163.68	
Timor-Leste		100.00					
Togo						988.79	
Tonga						60.50	
Trinidad and Tobago					1,022.01	194.84	
Tunisia						455.38	
Turkey						1,115.82	
Turkmenistan						617.69	
Tuvalu						94.76	
Uganda						2,031.97	
Ukraine		13.64				2,002.83	
United Arab Emirates		69.81			991.16	5,150.15	
United Kingdom		399.29	12.08	150.16	86,739.13	6,572.08	
United Republic of Tanzania						2,735.43	
United States of America	4.88	135.87		70.58	14,537.05	35,186.14	
Uruguay					1,537.43	1,233.72	
Uzbekistan						641.57	
Vanuatu						2.90	
Venezuela (Bolivarian Republic of)					322.76	2,832.54	
Viet Nam		28.40				1,060.39	
Yemen						2,056.05	
Zambia						2,809.15	
Zimbabwe						4,979.23	
Sub-Total	1,164.04	14,161.63	1,018.09	2,683.46	593,239.89	635,477.68	
Unspecified Countries		11.04				15,617.44	
Global Projects							
Interregional Projects							
Arab Countries *		111.48					
African Countries							
Asian Countries						72.22	
European Countries						335.88	
Latin America And The Caribbean						538.38	
Grand-Total	1,164.04	14,284.15	1,018.09	2,683.46	593,239.89	652,041.60	
Developed Countries:	1,154.14	10,502.55	881.50	2,682.99	391,782.98	192,799.05	
Percentage	99.15%	73.53%	86.58%	99.98%	66.04%	29.57%	
Developing Countries/ Economies In Transition:	9.89	3,770.57	136.59	0.47	201,456.90	443,625.11	
Percentage	0.85%	26.40%	13.42%	0.02%	33.96%	68.04%	
Arab States *		560.00			991.16	41,138.58	
Percentage		3.92%			0.17%	6.31%	
Africa		1,283.77	133.35			128,639.49	
Percentage		8.99%	13.10%			19.73%	
Asia & Pacific	9.90	1,649.33	3.24	0.47	72,411.62	63,313.63	
Percentage	0.85%	11.55%	0.32%	0.02%	12.21%	9.71%	
Europe & Cis		122.69				23,880.97	
Percentage		0.86%				3.66%	
Latin America & The Caribbean		137.84			128,054.13	184,283.09	
Percentage		0.96%			21.59%	28.26%	
Others		11.04				15,617.44	
Percentage		0.08%				2.40%	

* Procurement from the Palestine Authority Autonomous Area (West Bank and Gaza Strip).

Total Procurement of Goods by Agency and Supplier Country: 2011

Procurement of Goods		(USD Thousand)				
Supplier Country	Agencies					UNOG
	UNESCO	UNFPA	UNHCR	UNICEF	UNIDO	
Afghanistan	30.54	586.15	8,509.02	3,646.91		
Albania	7.50	550.78		296.61		
Algeria		3.54	262.65	153.44		
Andorra						
Angola	47.39	16.63	128.30	1,289.87	138.85	
Antigua and Barbuda						
Argentina	31.89	17.56	25.55	1,444.64		
Armenia		3.66	33.78	115.73		
Australia	14.70	15.92	271.12	688.95		
Austria	10.38	29.76		60.01	3,311.59	
Azerbaijan	29.70	128.68	19.64	113.04		
Bahamas						
Bahrain						
Bangladesh		3,525.25	620.91	7,487.92	92.45	
Barbados	3.79			103.57		
Belarus		2.17	113.42	290.33		
Belgium	132.47	344.35	9,047.74	243,363.12		45.66
Belize		2.11		126.58		
Benin	13.48	339.91	56.29	983.74		
Bhutan	0.20			581.36		
Bolivia (Plurinational State of)	0.35	92.97		1,128.47	182.31	
Bosnia and Herzegovina	72.77		76.01	620.11		
Botswana		107.78	1,136.88	82.60		
Brazil	412.19	53.34	8.73	2,012.60		
Brunei Darussalam						
Bulgaria			2.57	500.11		
Burkina Faso	14.71	204.93		973.14		
Burundi		55.68	1,958.42	1,360.64		
Cambodia		16.42	6.24	1,027.24		
Cameroon	260.60	186.80	1,926.03	366.39		
Canada	254.61	83.20	20.13	1,748.91	54.82	
Cape Verde						
Central African Republic	107.24	603.76	2,248.37	1,125.43		
Chad	25.03	338.17	8,671.60	2,392.96		
Chile	115.42		2.70	304.05		
China	318.05	12,276.58	4,748.67	29,155.39	2,383.04	
Colombia	1.03	141.53	368.69	398.18		
Comoros	15.65	66.64		635.21		
Congo, Republic of the	110.45	237.91	826.45	558.52		
Costa Rica	502.06	6.66	36.56	119.58		
Côte D'Ivoire	1.35	1,388.30	652.41	3,668.69	186.04	
Croatia			4.15	254.81		
Cuba	35.82	1.01		1,419.99		
Cyprus			8.82	5,220.87		
Czech Republic				225.92		
Democratic People's Rep. of Korea (North)		1,112.44		2,086.43		
Democratic Republic of the Congo		1,127.93	4,338.73	6,873.58		
Denmark	844.17	13,024.37	17,507.33	128,593.98	1,692.26	275.18
Djibouti	19.34	22.13	1,428.46	843.53		
Dominica						
Dominican Republic	46.69	33.99		3,688.19		
Ecuador	154.80	4,249.77	235.40	101.42		
Egypt	181.35	521.99	2,850.46	785.77	5.00	
El Salvador		153.84		498.80		
Equatorial Guinea		14.93		7.54		
Eritrea		5.35	39.74	718.07		
Estonia						
Ethiopia	152.60	184.28	7,480.39	18,138.53		
Fiji	3.41	70.10		263.91		
Finland		8,229.68	1,117.02	2,241.15		75.91
France	10,065.82	440.46	4,377.95	164,476.96	25.24	1,031.73
Gabon	80.76	80.94	21.67	133.68		
Gambia		76.07	102.20	208.42		
Georgia		9.25	909.17	253.93		
Germany	339.67	22,773.90	4,592.00	24,806.88	3,674.61	187.14
Ghana	60.18	194.12	616.72	2,586.87		
Greece			227.36			
Grenada						
Guatemala		71.12		1,993.85		
Guinea Bissau	58.24	14.48	17.48	712.32		
Guinea	39.70	300.95	800.36	668.54		
Guyana		9.01		69.10		
Haiti		303.38		5,695.89		
Honduras	26.37	147.09		203.81		
Hungary		120.20	120.71	1,185.36		
Iceland						
India	72.76	3,172.28	15,260.34	473,911.39	289.50	
Indonesia	155.75	500.65	27.51	22,573.41	208.71	
Iran (Islamic Republic of)	15.82	15.01	2,151.66	249.94		
Iraq	139.39		5,242.44	1,019.68		
Ireland	411.60	9.05	218.88	4,815.94		117.74

Total Procurement of Goods by Agency and Supplier Country: 2011

Procurement of Goods		(USD Thousand)				
Supplier Country	Agencies					
	UNESCO	UNFPA	UNHCR	UNICEF	UNIDO	UNOG
Israel	15.13	177.64	40.43	14,863.45		
Italy	157.92	1,115.80	2,152.50	53,182.84	18,760.12	1,469.27
Jamaica	24.02	18.70		252.61		
Japan	146.84	82.92	17,886.86	24,111.57	18.35	
Jordan	169.80	109.96	2,456.76	2,959.48	119.18	
Kazakhstan	27.29	79.13	107.22	67.76		
Kenya	376.51	533.49	21,864.78	29,004.83		
Kiribati				7.95		
Kuwait	15.00		2.64			
Kyrgyzstan		16.36	119.62	957.53		
Lao People's Democratic Republic	8.08	86.29		784.62	1,801.11	
Latvia						
Lebanon	96.09	141.89	178.19	135.99	862.55	
Lesotho	3.33	38.71		157.59		
Liberia	46.92	315.11	3,564.96	2,717.99		
Libya			7.17			
Liechtenstein						
Lithuania						
Luxembourg				4,109.65		
Madagascar	16.49	425.77		6,744.39		
Malawi		252.08	429.43	5,952.06		
Malaysia	31.61	2,674.89	343.84	1,532.37		
Maldives		6.42		40.93		
Mali	224.91	269.35	57.52	1,729.40		
Malta			29.71			
Marshall Islands						
Mauritania	8.75	117.58	242.72	1,069.05		
Mauritius		0.50			454.02	
Mexico	12.30	101.33	64.26	604.78	681.28	
Micronesia (Federated States of)		2.50				
Monaco						
Mongolia	154.56	1,045.57		915.01		
Montenegro			19.51	87.97		
Morocco	84.62	46.86	85.50	225.69		
Mozambique	208.54	346.90	747.67	2,562.73		
Myanmar	9.54	86.33	1,007.68	2,578.43		
Namibia	123.37	43.58	34.94	303.57		
Nauru		302.89				
Nepal	66.71	62.08	224.99	1,483.47		
Netherlands	47.58	18,343.44	3,119.78	14,477.72	1,183.14	17.17
New Zealand	6.91			171.07		
Nicaragua	63.39	126.25		683.49		
Niger	0.20	375.86		12,119.02		
Nigeria		643.41	106.37	1,977.98	260.04	
Norway			1,822.72	3,321.72		1,279.78
Oman		34.17	1,473.49	67.08		
Pakistan	571.70	367.13	20,325.20	32,072.17		
Palau						
Panama	40.92	81.05	26.42	410.11		
Papua New Guinea	52.51	102.05	15.37	340.79		
Paraguay		42.40		138.28		
Peru	1.12	69.37		592.94		
Philippines		705.12	327.30	2,417.79		
Poland		1.95	1.23	101.41		
Portugal		4.26		18.14		
Qatar	16.98					
Republic of Korea, (South)			28.22	4,704.94		
Republic of Moldova		64.14	54.29	46.83		
Romania			52.30	2,022.06		
Russian Federation	42.87	2.62	127.27	5,237.92		
Rwanda	19.24	91.78	1,004.96	666.40		
Saint Kitts and Nevis						
Saint Lucia				5.58		
Saint Vincent and the Grenadines						
Samoa	88.69					
San Marino						
Sao Tome and Principe		9.13		28.05		
Saudi Arabia			23.85			
Senegal	849.30	195.36	229.95	1,345.53		
Serbia		1.71	1,100.97	280.40		
Seychelles				10.18		
Sierra Leone		477.54	449.42	1,205.18		
Singapore	5.96	81.69		272.73	157.80	
Slovakia			1.85	666.78		
Slovenia						
Solomon Islands				50.74		
Somalia		175.13	303.67	1,578.40		
South Africa	1,107.91	180.59	281.57	26,646.93	693.20	
South Sudan	1.19		118.24			
Spain			336.25	1,721.47	4,197.06	

Total Procurement of Goods by Agency and Supplier Country: 2011

Procurement of Goods		(USD Thousand)				
Supplier Country	Agencies					
	UNESCO	UNFPA	UNHCR	UNICEF	UNIDO	UNOG
Sri Lanka	1.05	248.44	512.14	2,690.15		
Sudan	55.38	747.25	4,944.29	8,006.99		
Suriname		10.78		33.77		
Swaziland		123.92		256.45		
Sweden	6.87	33.15	650.73	4,943.91	191.01	49.58
Switzerland	877.30	117.13	3,949.87	297,284.06	600.80	12,607.78
Syrian Arab Republic		502.55	1,743.93	1,619.21		
Tajikistan		41.80	46.46	696.77		
Thailand	249.05	1,123.42	617.62	6,321.07	248.81	
The former Yugoslav Republic of Macedonia	0.55		69.48	147.09		
Timor-Leste	97.29	436.75	1.64	862.81		
Togo	69.13	90.81	989.71	547.19		
Tonga						
Trinidad and Tobago		7.85		5.21		
Tunisia	1.68	52.45	4,056.22	267.77		
Turkey	89.65	198.62	282.77	976.53	939.51	
Turkmenistan		42.03	0.27	67.72		
Tuvalu						
Uganda	90.49	464.26	2,230.91	3,068.19		
Ukraine		41.52	140.74	291.14		
United Arab Emirates		502.98	31,464.15	11,228.41	178.74	
United Kingdom	711.71	18,858.94	8,477.25	37,024.01	2,131.65	5,373.49
United Republic of Tanzania	184.31	287.12	3,737.74	12,711.92		
United States of America	392.00	14,243.20	2,788.80	183,533.68	872.66	1,478.58
Uruguay	70.37	18.66		179.57		
Uzbekistan		0.08		770.93		
Vanuatu		28.80		14.54		
Venezuela (Bolivarian Republic of)	65.17	8.43	66.49	211.14	580.00	
Viet Nam	75.52	41.81	11.89	68.19		
Yemen	21.84	54.18	2,042.37	3,921.95		
Zambia		54.71	509.66	1,578.63	292.21	
Zimbabwe	224.28	1,119.08	829.72	17,178.69		
Sub-Total	23,666.23	148,594.38	264,640.24	2,057,503.70	47,467.67	24,008.99
Unspecified Countries	243.36			95,000.00		
Global Projects						
Interregional Projects						
Arab Countries *		234.89		738.30		
African Countries			65.96			
Asian Countries						
European Countries		0.67		306.09	304.90	
Latin America And The Caribbean		8.50		25.74		
Grand-Total	23,909.59	148,838.44	264,706.20	2,153,573.83	47,772.57	24,008.99
Developed Countries:	14,435.70	98,049.32	78,821.89	1,219,481.68	36,713.31	24,008.99
Percentage	60.38%	65.88%	29.78%	56.63%	76.85%	100.00%
Developing Countries/ Economies In Transition:	9,230.53	50,789.12	185,884.31	839,092.14	11,059.25	
Percentage	38.61%	34.12%	70.22%	38.96%	23.15%	
Arab States *	841.69	3,349.18	60,960.62	35,505.88	1,165.47	
Percentage	3.52%	2.25%	23.03%	1.65%	2.44%	
Africa	4,517.82	11,817.99	68,275.55	171,362.43	2,024.36	
Percentage	18.90%	7.94%	25.79%	7.96%	4.24%	
Asia & Pacific	1,992.99	28,662.03	52,588.57	597,892.67	5,181.42	
Percentage	8.34%	19.26%	19.87%	27.76%	10.85%	
Europe & Cis	270.33	1,119.08	3,170.48	11,832.42	1,244.41	
Percentage	1.13%	0.75%	1.20%	0.55%	2.60%	
Latin America & The Caribbean	1,607.70	5,776.70	834.79	22,451.91	1,443.59	
Percentage	6.72%	3.88%	0.32%	1.04%	3.02%	
Others	243.36			95,000.00		
Percentage	1.02%			4.41%		

* Procurement from the Palestine Authority Autonomous Area (West Bank and Gaza Strip).

Total Procurement of Goods by Agency and Supplier Country: 2011

Procurement of Goods		(USD Thousand)				
Supplier Country	Agencies					
	UNON	UNOPS	UNOV	UN/PD	UNRWA	UNU
Afghanistan	1,299.94	4,608.72		16,247.33		
Albania		13.62				
Algeria				130.29		
Andorra						
Angola		3.94				
Antigua and Barbuda						
Argentina		91,828.48				
Armenia		0.28				
Australia		777.11	1.01	77,608.92		
Austria	370.80	32.45	1,418.40	4,453.54	71.45	
Azerbaijan		3.56				
Bahamas						
Bahrain	26.09					
Bangladesh		5.08				
Barbados						
Belarus						
Belgium	4.77	266.15	0.69	105.06	1,026.56	23.03
Belize		9.94				
Benin		9.59				
Bhutan						
Bolivia (Plurinational State of)						
Bosnia and Herzegovina						
Botswana		5.14				
Brazil	47.04	66.10				
Brunei Darussalam						
Bulgaria		119.75				
Burkina Faso		23.12				
Burundi		861.18		1,813.15		
Cambodia			11.32			
Cameroon		66.05				
Canada	810.35	4.64	0.58	1,619.60	20.65	
Cape Verde			178.56			
Central African Republic		71.61		946.20		
Chad		6.77		71.45		
Chile				12.00		
China		673.93		20,831.02	1,794.13	
Colombia		1.08				
Comoros						
Congo, Republic of the		36.26				
Costa Rica		0.40				
Côte D'Ivoire		912.92		19,490.06		
Croatia						
Cuba		12.35				
Cyprus	34.89	67.47		4,129.26	2,649.68	
Czech Republic		20.43	2.44	9,256.90		
Democratic People's Rep. of Korea (North)		16.51				
Democratic Republic of the Congo		3,876.08		19,201.25		
Denmark	187.14	26,949.81	1,074.77	22,021.81	238.92	
Djibouti		0.41				
Dominica		14.69				
Dominican Republic	210.38	77.34		1,654.50		
Ecuador		284.98				
Egypt		266.68		14.69	24.78	
El Salvador		100.78				
Equatorial Guinea						
Eritrea						
Estonia						
Ethiopia		104.79				
Fiji		0.34				
Finland				776.83		
France	59.69	4,783.68	33.80	22,471.48	34.76	
Gabon		8.72				
Gambia		88.25		24.02		
Georgia		3.62				
Germany	226.94	3,235.55	81.22	30,632.05	805.77	
Ghana		28.46		88.53		
Greece	26.32			4.13	0.96	
Grenada						
Guatemala	3.18	3,686.07				
Guinea Bissau				406.58		
Guinea		10.17				
Guyana						
Haiti	16.63	3,853.49		14,064.64		
Honduras						
Hungary			45.09	5.43		
Iceland						
India		13,371.65	0.36	916.70		
Indonesia		44.19				
Iran (Islamic Republic of)						
Iraq	5.42	21.76		4,261.29		
Ireland	2.13			2,710.00		

Total Procurement of Goods by Agency and Supplier Country: 2011

Procurement of Goods		(USD Thousand)				
Supplier Country	Agencies					
	UNON	UNOPS	UNOV	UN/PD	UNRWA	UNU
Israel		238.01		8,312.61	4,948.90	
Italy	218.96	1,062.39	81.48	50,989.64	1,105.76	
Jamaica	8.09					
Japan	153.49	33,598.84		20,117.14		
Jordan	79.79	1,258.09		813.01	9,569.81	
Kazakhstan		6.26				
Kenya	13,501.70	3,495.15		4,130.58		
Kiribati						
Kuwait		141.54		32,776.40		
Kyrgyzstan		225.94		0.13		
Lao People's Democratic Republic		2.16				
Latvia						
Lebanon	8.30	2,081.97	0.14	31,362.21	8,019.39	
Lesotho						
Liberia		1,166.86		29,579.08		
Libya				136.91		
Liechtenstein						
Lithuania						
Luxembourg			4.78			
Madagascar		4.45				
Malawi		0.03				
Malaysia		1,158.18				
Maldives		5.55				
Mali		12.20				
Malta						
Marshall Islands						
Mauritania						
Mauritius	153.52	592.64		1,993.39		
Mexico		19.66				
Micronesia (Federated States of)						
Monaco						
Mongolia						
Montenegro						
Morocco		133.77		3,911.11		
Mozambique						
Myanmar		960.00				
Namibia		56.54		64.36		
Nauru						
Nepal		10.32		-75.24		
Netherlands	10.48	1,305.12	5.82	11,630.96	18,966.81	
New Zealand		182.98		687.00		
Nicaragua		882.15				
Niger		5.00				
Nigeria		41.99		102.54		
Norway	14.77	102.00				
Oman				42.82	36.94	
Pakistan	3,109.74	571.58		917.14	328.20	
Palau						
Panama	230.14	108.65		94,187.75		
Papua New Guinea						
Paraguay		894.83				
Peru		51,198.15				
Philippines		14.84				
Poland		0.50				
Portugal		77.10	0.06			
Qatar		10.55		67.67		
Republic of Korea, (South)		275.52		-2,537.73		
Republic of Moldova						
Romania				1,035.94		
Russian Federation			0.53	0.18		
Rwanda		1.81		102.05		
Saint Kitts and Nevis	22.00					
Saint Lucia	3.94					
Saint Vincent and the Grenadines						
Samoa		7.75				
San Marino				11.48		
Sao Tome and Principe						
Saudi Arabia		53.13				
Senegal		121.14		13.25		
Serbia		164.91		805.29		
Seychelles		2.39				
Sierra Leone		228.10		1,634.79		
Singapore	153.86	138.09		462.94		
Slovakia			32.41			
Slovenia			3.90			
Solomon Islands						
Somalia				67.33		
South Africa	124.45	5,753.57		8,560.74		
South Sudan		596.63				
Spain	234.61	113.21	0.18	2,388.38		

Total Procurement of Goods by Agency and Supplier Country: 2011

Procurement of Goods		(USD Thousand)				
Supplier Country	Agencies					
	UNON	UNOPS	UNOV	UN/PD	UNRWA	UNU
Sri Lanka	92.06	4,868.33				
Sudan		874.05		105,953.92		
Suriname						
Swaziland						
Sweden	38.80	179.50	45.52	1,209.25	11.75	
Switzerland	1,175.87	1,633.22	79.76	17,488.89	1.11	
Syrian Arab Republic		0.54		4,188.97	4,381.01	
Tajikistan		41.73				
Thailand		912.41		43.17	918.05	
The former Yugoslav Republic of Macedonia		6.31		678.42		
Timor-Leste				1,784.70		
Togo						
Tonga						
Trinidad and Tobago						
Tunisia		12.40				
Turkey		998.66		75.91	19,762.97	
Turkmenistan						
Tuvalu						
Uganda		1,173.63		22,956.83		
Ukraine		5.63				
United Arab Emirates	52.20	2,929.14		159,191.44	8,020.40	
United Kingdom	596.31	22,039.86	890.07	55,464.57	206.12	
United Republic of Tanzania		12.77		877.53		
United States of America	861.58	7,645.43	1,150.47	123,499.34	211.87	
Uruguay		246.16				
Uzbekistan						
Vanuatu						
Venezuela (Bolivarian Republic of)						
Viet Nam						
Yemen			6.06			
Zambia						
Zimbabwe		11.36				
Sub-Total	24,176.35	314,009.57	5,149.40	1,073,673.50	83,156.75	23.03
Unspecified Countries						
Global Projects						
Interregional Projects						
Arab Countries *		3,365.68		18.09	58,028.71	
African Countries				153.55		
Asian Countries	149.16					
European Countries		913.22				
Latin America And The Caribbean		1.73				
Grand-Total	24,325.51	318,290.21	5,149.40	1,073,845.14	141,185.46	23.03
Developed Countries:	5,027.89	104,435.20	4,952.43	468,630.21	30,301.08	23.03
Percentage	20.67%	32.81%	96.17%	43.64%	21.46%	100.00%
Developing Countries/ Economies In Transition:	19,297.62	213,855.00	196.97	605,214.93	110,884.38	
Percentage	79.33%	67.19%	3.83%	56.36%	78.54%	
Arab States *	171.80	11,149.71	6.19	342,936.16	88,081.03	
Percentage	0.71%	3.50%	0.12%	31.94%	62.39%	
Africa	13,779.67	19,389.35		112,209.93		
Percentage	56.65%	6.09%		10.45%		
Asia & Pacific	4,804.76	27,645.16	11.68	38,590.03	3,040.38	
Percentage	19.75%	8.69%	0.23%	3.59%	2.15%	
Europe & Cis		2,383.76	0.53	1,559.92	19,762.97	
Percentage		0.75%	0.01%	0.15%	14.00%	
Latin America & The Caribbean	541.40	153,287.02	178.56	109,918.89		
Percentage	2.23%	48.16%	3.47%	10.24%		
Others						
Percentage						

* Procurement from the Palestine Authority Autonomous Area (West Bank and Gaza Strip).

Total Procurement of Goods by Agency and Supplier Country: 2011

Procurement of Goods						(USD Thousand)	
Supplier Country	Agencies					Total	%
	UNV	UPU	WFP	WMO	WTO	All	
Afghanistan			18,380.50			66,773.38	0.95%
Albania						1,307.44	0.02%
Algeria			3,498.06			4,338.57	0.06%
Andorra							
Angola						2,401.51	0.03%
Antigua and Barbuda			9.61			9.61	0.00%
Argentina			15,470.03			206,061.01	2.92%
Armenia			119.44			1,897.10	0.03%
Australia			12,833.82			97,015.23	1.37%
Austria			39.34			44,279.86	0.63%
Azerbaijan						3,729.70	0.05%
Bahamas						242.81	0.00%
Bahrain						90.57	0.00%
Bangladesh			12,415.58			33,558.85	0.47%
Barbados						1,812.86	0.03%
Belarus						2,226.33	0.03%
Belgium			50,663.91			413,459.77	5.85%
Belize						510.12	0.01%
Benin		49.27	2,694.70			7,107.10	0.10%
Bhutan			27.95			1,100.05	0.02%
Bolivia (Plurinational State of)			4,757.77			9,098.01	0.13%
Bosnia and Herzegovina						2,930.22	0.04%
Botswana						1,672.96	0.02%
Brazil			27,501.28			109,841.26	1.55%
Brunei Darussalam							
Bulgaria			328.36			3,152.55	0.04%
Burkina Faso			3,490.67			9,908.32	0.14%
Burundi			376.43			8,765.56	0.12%
Cambodia			5,840.69			7,862.15	0.11%
Cameroon			2,694.80			6,853.20	0.10%
Canada			14,577.62	1.90		26,159.02	0.37%
Cape Verde			1,635.40			2,818.57	0.04%
Central African Republic			2,972.05			12,044.88	0.17%
Chad			196.24			13,097.04	0.19%
Chile						3,863.71	0.05%
China			6,582.71	108.84		86,857.66	1.23%
Colombia			4,706.97			20,212.31	0.29%
Comoros						1,372.89	0.02%
Congo, Republic of the		15.40	459.75			7,262.01	0.10%
Costa Rica						3,062.86	0.04%
Côte D'Ivoire			2,120.03			29,442.21	0.42%
Croatia						837.82	0.01%
Cuba			0.54			8,993.93	0.13%
Cyprus						12,986.94	0.18%
Czech Republic			3.90	234.63		11,565.31	0.16%
Democratic People's Rep. of Korea (North)			616.76			4,104.13	0.06%
Democratic Republic of the Congo			5,905.51			56,314.65	0.80%
Denmark		46.41	5,451.05	3.54		298,004.83	4.22%
Djibouti			470.23			3,460.85	0.05%
Dominica			726.60			749.50	0.01%
Dominican Republic						20,912.09	0.30%
Ecuador			863.58			8,642.83	0.12%
Egypt			14,991.74			24,783.98	0.35%
El Salvador			6,302.08			15,904.74	0.23%
Equatorial Guinea		19.62				200.90	0.00%
Eritrea						1,632.27	0.02%
Estonia						1.73	0.00%
Ethiopia			44,334.24			79,836.52	1.13%
Fiji						1,181.44	0.02%
Finland	48.53		1,050.14	408.25		19,079.15	0.27%
France	87.22	62.72	55,205.15	340.92		374,166.58	5.30%
Gabon						816.95	0.01%
Gambia			163.30			1,042.98	0.01%
Georgia			21.34			2,433.88	0.03%
Germany	721.36	28.85	15,619.67	1,230.26		143,209.48	2.03%
Ghana			5,001.11			12,536.82	0.18%
Greece						522.17	0.01%
Grenada							
Guatemala			9,555.40			24,337.01	0.34%
Guinea Bissau			282.93			3,319.86	0.05%
Guinea			266.99	13.99		3,419.18	0.05%
Guyana						579.99	0.01%
Haiti			5,224.92			41,571.86	0.59%
Honduras			25,986.09			31,055.85	0.44%
Hungary						4,347.22	0.06%
Iceland							
India			77,608.54			658,002.80	9.31%
Indonesia		19.73	118,124.52			144,198.73	2.04%
Iran (Islamic Republic of)			1,183.90			4,783.65	0.07%
Iraq			169.70			11,479.39	0.16%
Ireland			2,957.25			12,947.79	0.18%

Total Procurement of Goods by Agency and Supplier Country: 2011

Procurement of Goods						(USD Thousand)	
Supplier Country	Agencies					Total	
	UNV	UPU	WFP	WMO	WTO	All	%
Israel			23.09			35,204.32	0.50%
Italy			77,188.16	12.59		235,976.56	3.34%
Jamaica						1,108.86	0.02%
Japan		76.64	3,551.77	43.63		106,499.34	1.51%
Jordan			215.54			19,366.88	0.27%
Kazakhstan			12,866.35			13,708.90	0.19%
Kenya			33,228.13	93.34		114,956.85	1.63%
Kiribati						29.43	0.00%
Kuwait						32,953.53	0.47%
Kyrgyzstan			2,897.00			6,746.11	0.10%
Lao People's Democratic Republic		38.32	294.02			4,363.16	0.06%
Latvia						589.59	0.01%
Lebanon			2.40			49,257.37	0.70%
Lesotho		145.97	1,465.99			2,113.65	0.03%
Liberia		33.87	857.35			44,535.81	0.63%
Libya			252.69			429.22	0.01%
Liechtenstein							
Lithuania			284.63			778.22	0.01%
Luxembourg						4,116.54	0.06%
Madagascar			1,434.70			9,334.65	0.13%
Malawi		55.08	40,766.44			48,956.44	0.69%
Malaysia			3,552.26			9,845.55	0.14%
Maldives						212.79	0.00%
Mali			11,942.32			17,246.98	0.24%
Malta			2.90			31.42	0.00%
Marshall Islands						15.51	0.00%
Mauritania		11.52	233.97			2,252.92	0.03%
Mauritius						3,889.20	0.06%
Mexico			7,746.90			14,213.37	0.20%
Micronesia (Federated States of)						21.19	0.00%
Monaco							
Mongolia						2,936.99	0.04%
Montenegro						155.76	0.00%
Morocco			4,261.92			12,035.53	0.17%
Mozambique		36.72	12,526.52			20,117.14	0.28%
Myanmar			17,664.29			23,014.88	0.33%
Namibia			278.77			1,379.38	0.02%
Nauru						313.84	0.00%
Nepal			4,240.53			8,401.93	0.12%
Netherlands			3,520.21			115,975.43	1.64%
New Zealand						1,222.19	0.02%
Nicaragua			1,820.21			7,937.09	0.11%
Niger		13.23	2,613.71			33,705.90	0.48%
Nigeria						4,298.52	0.06%
Norway			5,243.42			12,343.38	0.17%
Oman			3,124.13			4,778.63	0.07%
Pakistan		137.42	92,024.10			162,422.85	2.30%
Palau						33.79	0.00%
Panama			132.86			113,818.58	1.61%
Papua New Guinea						686.25	0.01%
Paraguay				5.49		4,282.00	0.06%
Peru			64.34			67,243.06	0.95%
Philippines			1,904.11			6,723.58	0.10%
Poland				5.38		399.51	0.01%
Portugal			0.94			555.54	0.01%
Qatar						95.20	0.00%
Republic of Korea, (South)						23,751.28	0.34%
Republic of Moldova						2,551.55	0.04%
Romania						3,472.90	0.05%
Russian Federation			135,190.96			143,570.69	2.03%
Rwanda			5,204.77			8,462.99	0.12%
Saint Kitts and Nevis						22.00	0.00%
Saint Lucia						12.07	0.00%
Saint Vincent and the Grenadines						0.72	0.00%
Samoa		74.81		24.81		850.98	0.01%
San Marino						26.15	0.00%
Sao Tome and Principe						225.90	0.00%
Saudi Arabia			56.52			408.93	0.01%
Senegal			1,761.54			6,749.39	0.10%
Serbia						2,370.55	0.03%
Seychelles						168.77	0.00%
Sierra Leone			1,233.81			10,009.84	0.14%
Singapore			97.01			1,395.98	0.02%
Slovakia						966.76	0.01%
Slovenia						60.98	0.00%
Solomon Islands						506.89	0.01%
Somalia			1,222.24			4,546.13	0.06%
South Africa			54,884.57	8.21		114,949.53	1.63%
South Sudan			483.04			1,199.10	0.02%
Spain			4.12		431.41	16,399.04	0.23%

Total Procurement of Goods by Agency and Supplier Country: 2011

Procurement of Goods						(USD Thousand)	
Supplier Country	Agencies					Total	%
	UNV	UPU	WFP	WMO	WTO	All	
Sri Lanka			5,717.88			18,625.07	0.26%
Sudan		54.28	36,355.18			170,814.95	2.42%
Suriname						560.60	0.01%
Swaziland			84.15			2,200.94	0.03%
Sweden			123.35			8,020.34	0.11%
Switzerland			1.34	1,120.54		386,549.63	5.47%
Syrian Arab Republic			1,264.99			15,487.49	0.22%
Tajikistan			107.45			4,362.68	0.06%
Thailand			5,405.99			20,008.61	0.28%
The former Yugoslav Republic of Macedonia						1,070.08	0.02%
Timor-Leste			25.47			3,308.67	0.05%
Togo			2,513.93			5,199.56	0.07%
Tonga						60.50	0.00%
Trinidad and Tobago						1,263.89	0.02%
Tunisia			3,575.35			8,421.24	0.12%
Turkey			56,384.80			84,670.19	1.20%
Turkmenistan						727.71	0.01%
Tuvalu						94.76	0.00%
Uganda			20,601.77			52,824.74	0.75%
Ukraine			12,017.13			14,847.02	0.21%
United Arab Emirates			23,931.29			249,879.68	3.54%
United Kingdom	9.96	21.67	4,928.62	23.74		260,628.50	3.69%
United Republic of Tanzania			20,787.78			41,334.60	0.59%
United States of America	33.48		8,492.12	1,332.87		409,948.99	5.80%
Uruguay			155.52			3,444.16	0.05%
Uzbekistan						1,412.58	0.02%
Vanuatu						46.24	0.00%
Venezuela (Bolivarian Republic of)						4,086.52	0.06%
Viet Nam			12,149.64			13,435.84	0.19%
Yemen			22,059.32			30,161.77	0.43%
Zambia			9,238.78			14,483.14	0.20%
Zimbabwe			1,609.61			28,020.97	0.40%
Sub-Total	900.54	941.53	1,388,377.65	5,012.92	431.41	6,880,477.20	97.38%
Unspecified Countries			1.60			110,969.90	1.57%
Global Projects							
Interregional Projects							
Arab Countries *			6,395.07			70,921.37	0.01
African Countries						219.51	0.00
Asian Countries			302.20			536.74	0.00
European Countries						1,860.76	0.00
Latin America And The Caribbean						574.34	0.00
Grand-Total	900.54	941.53	1,395,076.52	5,012.92	431.41	7,065,559.82	100.00%
Developed Countries:	900.54	236.29	262,094.87	4,758.24	431.41	3,060,662.96	43.32%
Percentage	100.00%	25.10%	18.79%	94.92%	100.00%	43.32%	
Developing Countries/ Economies In Transition:		705.23	1,132,980.05	254.68		3,893,926.95	55.11%
Percentage		74.90%	81.21%	5.08%		55.11%	
Arab States *		65.80	123,264.23			722,120.75	
Percentage		6.99%	8.84%			10.22%	
Africa		369.15	294,476.47	115.54		844,258.42	
Percentage		39.21%	21.11%	2.30%		11.95%	
Asia & Pacific		270.28	382,974.76	133.65		1,305,248.69	
Percentage		28.71%	27.45%	2.67%		18.47%	
Europe & Cis			219,604.47			290,865.53	
Percentage			15.74%			4.12%	
Latin America & The Caribbean			112,660.11	5.49		728,882.00	
Percentage			8.08%	0.11%		10.32%	
Others			1.60			110,969.90	
Percentage			0.00%			1.57%	

* Procurement from the Palestine Authority Autonomous Area (West Bank and Gaza Strip).

Procurement of Services and Works by Country of Contractor/Supplier: 2011

Country of Contractor/Supplier	Procurement of Services	(USD Thousand)
		%
Afghanistan	470,527.13	6.53%
Albania	6,371.61	0.09%
Algeria	6,210.28	0.09%
Andorra		
Angola	3,615.39	0.05%
Antigua and Barbuda	676.96	0.01%
Argentina	159,748.65	2.22%
Armenia	3,970.23	0.06%
Australia	13,097.97	0.18%
Austria	64,829.48	0.90%
Azerbaijan	5,468.05	0.08%
Bahamas	288.18	0.00%
Bahrain	817.77	0.01%
Bangladesh	42,420.37	0.59%
Barbados	1,279.44	0.02%
Belarus	5,570.66	0.08%
Belgium	41,840.27	0.58%
Belize	1,156.94	0.02%
Benin	26,549.03	0.37%
Bhutan	1,895.16	0.03%
Bolivia (Plurinational State of)	9,864.67	0.14%
Bosnia and Herzegovina	18,084.89	0.25%
Botswana	5,351.94	0.07%
Brazil	79,059.80	1.10%
Brunei Darussalam	2.00	0.00%
Bulgaria	28,366.57	0.39%
Burkina Faso	13,630.90	0.19%
Burundi	14,460.64	0.20%
Cambodia	10,302.36	0.14%
Cameroon	46,602.16	0.65%
Canada	121,256.55	1.68%
Cape Verde	4,376.98	0.06%
Central African Republic	13,924.90	0.19%
Chad	47,116.76	0.65%
Chile	21,039.11	0.29%
China	40,617.46	0.56%
Colombia	50,019.22	0.69%
Comoros	1,939.15	0.03%
Congo, Republic of the	14,058.84	0.19%
Costa Rica	7,036.13	0.10%
Côte D'Ivoire	52,575.24	0.73%
Croatia	6,254.10	0.09%
Cuba	4,547.14	0.06%
Cyprus	14,455.28	0.20%
Czech Republic	2,850.44	0.04%
Democratic People's Rep. of Korea (North)	1,900.60	0.03%
Democratic Republic of the Congo	96,565.18	1.34%
Denmark	124,395.71	1.73%
Djibouti	18,944.19	0.26%
Dominica	270.48	0.00%
Dominican Republic	10,624.11	0.15%
Ecuador	9,021.67	0.13%
Egypt	75,314.55	1.04%
El Salvador	18,327.15	0.25%
Equatorial Guinea	1,141.34	0.02%
Eritrea	6,057.24	0.08%
Estonia	564.73	0.01%
Ethiopia	93,959.85	1.30%
Fiji	5,090.53	0.07%
Finland	2,736.18	0.04%
France	62,545.25	0.87%
Gabon	3,260.49	0.05%
Gambia	2,668.34	0.04%
Georgia	20,313.64	0.28%
Germany	52,146.23	0.72%
Ghana	15,378.05	0.21%
Greece	3,761.55	0.05%
Grenada	242.96	0.00%
Guatemala	46,763.32	0.65%
Guinea Bissau	6,315.49	0.09%
Guinea	10,941.66	0.15%
Guyana	1,502.34	0.02%
Haiti	87,992.20	1.22%
Honduras	15,079.02	0.21%
Hungary	2,947.77	0.04%
Iceland	16,090.28	0.22%
India	66,627.23	0.92%
Indonesia	34,360.15	0.48%
Iran (Islamic Republic of)	25,196.45	0.35%
Iraq	30,239.10	0.42%

Procurement of Services and Works by Country of Contractor/Supplier: 2011

Country of Contractor/Supplier	(USD Thousand)	
	Procurement of Services	%
Ireland	13,171.99	0.18%
Israel	19,141.34	0.27%
Italy	187,281.92	2.60%
Jamaica	3,792.03	0.05%
Japan	16,137.33	0.22%
Jordan	129,535.38	1.80%
Kazakhstan	4,630.24	0.06%
Kenya	283,866.75	3.94%
Kiribati	219.63	0.00%
Kuwait	8,055.67	0.11%
Kyrgyzstan	8,543.50	0.12%
Lao People's Democratic Republic	6,389.85	0.09%
Latvia	1,459.42	0.02%
Lebanon	48,932.27	0.68%
Lesotho	3,663.46	0.05%
Liberia	39,287.62	0.54%
Libya	6,679.45	0.09%
Liechtenstein	94.91	0.00%
Lithuania	2,527.57	0.04%
Luxembourg	1,259.82	0.02%
Madagascar	7,955.19	0.11%
Malawi	13,519.90	0.19%
Malaysia	10,941.10	0.15%
Maldives	1,431.53	0.02%
Mali	19,210.20	0.27%
Malta	8,009.09	0.11%
Marshall Islands	136.17	0.00%
Mauritania	8,819.78	0.12%
Mauritius	12,176.38	0.17%
Mexico	30,923.52	0.43%
Micronesia (Federated States of)	576.40	0.01%
Monaco	266.02	0.00%
Mongolia	4,550.52	0.06%
Montenegro	597.06	0.01%
Morocco	12,697.62	0.18%
Mozambique	24,134.30	0.33%
Myanmar	11,606.25	0.16%
Namibia	8,741.65	0.12%
Nauru	164.97	0.00%
Nepal	41,389.22	0.57%
Netherlands	21,675.87	0.30%
New Zealand	1,743.50	0.02%
Nicaragua	19,114.41	0.27%
Niger	22,127.04	0.31%
Nigeria	38,529.44	0.53%
Norway	10,155.56	0.14%
Oman	2,341.87	0.03%
Pakistan	105,230.94	1.46%
Palau	319.57	0.00%
Panama	82,426.36	1.14%
Papua New Guinea	3,746.70	0.05%
Paraguay	17,003.33	0.24%
Peru	82,021.19	1.14%
Philippines	16,314.35	0.23%
Poland	2,639.71	0.04%
Portugal	7,418.37	0.10%
Qatar	691.88	0.01%
Republic of Korea, (South)	5,100.29	0.07%
Republic of Moldova	7,211.79	0.10%
Romania	1,957.63	0.03%
Russian Federation	453,603.42	6.29%
Rwanda	10,927.59	0.15%
Saint Kitts and Nevis	258.38	0.00%
Saint Lucia	554.04	0.01%
Saint Vincent and the Grenadines	283.58	0.00%
Samoa	3,225.31	0.04%
San Marino	864.37	0.01%
Sao Tome and Principe	875.94	0.01%
Saudi Arabia	19,704.95	0.27%
Senegal	24,891.96	0.35%
Serbia	6,496.75	0.09%
Seychelles	2,852.84	0.04%
Sierra Leone	13,556.49	0.19%
Singapore	4,922.90	0.07%
Slovakia	2,597.78	0.04%
Slovenia	1,056.57	0.01%
Solomon Islands	1,854.79	0.03%
Somalia	41,898.07	0.58%
South Africa	73,256.23	1.02%
South Sudan	3,888.19	0.05%

Procurement of Services and Works by Country of Contractor/Supplier: 2011

Country of Contractor/Supplier	Procurement of Services	(USD Thousand) %
Spain	36,005.46	0.50%
Sri Lanka	24,014.37	0.33%
Sudan	234,026.32	3.25%
Suriname	835.27	0.01%
Swaziland	1,940.58	0.03%
Sweden	10,463.03	0.15%
Switzerland	349,343.70	4.84%
Syrian Arab Republic	18,938.33	0.26%
Tajikistan	18,632.65	0.26%
Thailand	17,024.50	0.24%
The former Yugoslav Republic of Macedonia	11,802.06	0.16%
Timor-Leste	7,707.80	0.11%
Togo	6,817.71	0.09%
Tonga	317.50	0.00%
Trinidad and Tobago	1,855.89	0.03%
Tunisia	8,424.91	0.12%
Turkey	27,255.23	0.38%
Turkmenistan	1,340.44	0.02%
Tuvalu	447.06	0.01%
Uganda	58,794.24	0.82%
Ukraine	134,290.24	1.86%
United Arab Emirates	56,685.20	0.79%
United Kingdom	156,409.31	2.17%
United Republic of Tanzania	34,806.69	0.48%
United States of America	1,124,854.03	15.60%
Uruguay	17,349.84	0.24%
Uzbekistan	4,473.70	0.06%
Vanuatu	164.27	0.00%
Venezuela (Bolivarian Republic of)	3,649.23	0.05%
Viet Nam	12,091.13	0.17%
Yemen	19,131.32	0.27%
Zambia	9,880.76	0.14%
Zimbabwe	54,635.40	0.76%
Sub-Total	7,035,677.02	97.58%
Unspecified Countries	48,077.61	0.67%
Global Projects		
Interregional Projects		
Arab Countries	110,160.63	1.53%
African Countries	212.80	0.00%
Asian Countries	705.32	0.01%
European Countries	8,380.62	0.12%
Latin America And The Caribbean	7,262.10	0.10%
Grand-Total	7,210,476.09	100.00%
Developed Countries:	2,528,418.58	
Percentage	35.07%	
Developing Countries/ Economies In Transition:	4,633,979.90	
Percentage	64.27%	
Arab States	885,385.14	
Percentage	12.28%	
Africa	1,244,722.77	
Percentage	17.26%	
Asia & Pacific	954,015.90	
Percentage	13.23%	
Europe & Cis	746,079.10	
Percentage	10.35%	
Latin America & The Caribbean	796,565.21	
Percentage	11.05%	
Others	48,077.61	
Percentage	0.67%	

Total Procurement of Services and Works by Agency and Supplier Country: 2011

Procurement of Services & Works		(USD Thousand)				
Supplier Country	Agency					
	ESCAP	ESCWA	ECA	ECLAC	FAO	IAEA
Afghanistan						
Albania						49.62
Algeria			40.00			65.13
Andorra						
Angola			45.00			
Antigua and Barbuda						
Argentina				159.24		453.92
Armenia						8.39
Australia					117.42	274.95
Austria						55,373.81
Azerbaijan						
Bahamas						
Bahrain						
Bangladesh	62.04					190.73
Barbados						
Belarus						25.16
Belgium			52.18		1,264.20	759.91
Belize						
Benin						37.08
Bhutan						
Bolivia (Plurinational State of)						
Bosnia and Herzegovina						15.70
Botswana			39.00			40.82
Brazil				44.35		673.03
Brunei Darussalam						
Bulgaria						136.13
Burkina Faso						154.73
Burundi						9.79
Cambodia	6.88					31.45
Cameroon						72.92
Canada				22.96	590.27	366.91
Cape Verde						
Central African Republic						75.41
Chad			34.50			
Chile				9,130.14		166.12
China	55.65					967.12
Colombia				39.50		102.45
Comoros						
Congo, Republic of the						44.50
Costa Rica				5.68		53.05
Côte D'Ivoire						35.70
Croatia						88.31
Cuba						187.06
Cyprus						
Czech Republic						244.26
Democratic People's Rep. of Korea (North)						
Democratic Republic of the Congo						
Denmark	6.86		84.93	3.19	188.89	120.65
Djibouti			35.00			
Dominica						
Dominican Republic						
Ecuador						
Egypt		28.89	35.00			134.69
El Salvador						0.86
Equatorial Guinea						
Eritrea						7.48
Estonia						40.12
Ethiopia			4,020.84			107.92
Fiji						
Finland						155.85
France					1,168.30	81.14
Gabon						
Gambia						
Georgia						8.39
Germany					92.12	2,223.11
Ghana						173.60
Greece						29.35
Grenada				16.09		
Guatemala				26.03		61.39
Guinea Bissau						
Guinea			40.00			5.87
Guyana						
Haiti					359.23	
Honduras						23.28
Hungary					1.13	249.94
Iceland						
India	215.38				1,327.19	5,561.20
Indonesia	107.87					124.26
Iran (Islamic Republic of)						71.19
Iraq					25.52	5.59
Ireland		59.67		5.19	40.94	6.54

Total Procurement of Services and Works by Agency and Supplier Country: 2011

Procurement of Services & Works

(USD Thousand)

Supplier Country	Agency					
	ESCAP	ESCWA	ECA	ECLAC	FAO	IAEA
Israel						17.47
Italy			74.73		42,235.57	3,958.13
Jamaica				3.75		59.40
Japan	14.04					675.86
Jordan						3.49
Kazakhstan	1.70					12.55
Kenya			108.13			269.83
Kiribati						
Kuwait						
Kyrgyzstan						
Lao People's Democratic Republic						
Latvia						
Lebanon		1,176.87				172.50
Lesotho						11.18
Liberia						
Libya						9.49
Liechtenstein						
Lithuania						39.29
Luxembourg					15.52	
Madagascar			41.00			21.06
Malawi						33.55
Malaysia	4.89					216.26
Maldives	5.32					
Mali						22.54
Malta						
Marshall Islands						
Mauritania						12.62
Mauritius			33.20			54.55
Mexico				1,884.38		304.77
Micronesia (Federated States of)						
Monaco						245.95
Mongolia	6.93					31.45
Montenegro						1.12
Morocco						138.87
Mozambique						17.12
Myanmar	7.36					5.87
Namibia						4.19
Nauru						
Nepal	9.32					
Netherlands	95.40		163.08		106.84	366.76
New Zealand						28.44
Nicaragua						47.37
Niger						6.99
Nigeria						65.83
Norway					810.81	
Oman						
Pakistan	10.21					1,981.20
Palau						
Panama				1.88		
Papua New Guinea						
Paraguay						
Peru				13.50		178.29
Philippines						177.54
Poland						208.41
Portugal			132.68			85.26
Qatar						
Republic of Korea, (South)	300.05					265.37
Republic of Moldova						3.20
Romania						143.10
Russian Federation	0.89					1,664.61
Rwanda						31.81
Saint Kitts and Nevis						
Saint Lucia				24.86	49.78	
Saint Vincent and the Grenadines						
Samoa	17.20					
San Marino					864.37	
Sao Tome and Principe						
Saudi Arabia						39.42
Senegal					8.00	256.14
Serbia						2,023.89
Seychelles						
Sierra Leone						29.04
Singapore	4.82					44.45
Slovakia						344.54
Slovenia						91.20
Solomon Islands						
Somalia						
South Africa			49.41			414.73
South Sudan						
Spain				38.90		29.35

Total Procurement of Services and Works by Agency and Supplier Country: 2011

Procurement of Services & Works

(USD Thousand)

Supplier Country	Agency					
	ESCAP	ESCWA	ECA	ECLAC	FAO	IAEA
Sri Lanka	2.57					96.16
Sudan					90.30	116.39
Suriname						
Swaziland						
Sweden					10.94	30.75
Switzerland		8.94		17.09	1,024.72	1,506.65
Syrian Arab Republic						167.73
Tajikistan						102.80
Thailand	5,877.20					255.36
The former Yugoslav Republic of Macedonia						59.24
Timor-Leste						
Togo						
Tonga						
Trinidad and Tobago				492.97		10.48
Tunisia			35.00		99.70	221.90
Turkey	4.86					211.37
Turkmenistan						
Tuvalu						
Uganda		16.78				122.81
Ukraine						558.23
United Arab Emirates						13.98
United Kingdom	28.35	2.56	69.55	12.67	4,429.68	2,868.25
United Republic of Tanzania			50.00			124.76
United States of America	255.31	93.08	84.26	247.92	1,927.28	2,302.39
Uruguay				2.57		139.27
Uzbekistan						15.03
Vanuatu						
Venezuela (Bolivarian Republic of)						2.78
Viet Nam						190.58
Yemen						28.02
Zambia			73.14			83.38
Zimbabwe			46.50			44.13
Sub-Total	7,101.10	1,386.79	5,387.13	12,192.88	56,848.69	94,035.01
Unspecified Countries						70.85
Global Projects						
Interregional Projects						
Arab Countries *						
African Countries						
Asian Countries	13.50					
European Countries						
Latin America And The Caribbean						
Grand-Total	7,114.60	1,386.79	5,387.13	12,192.88	56,848.69	94,105.86
Developed Countries:	399.95	164.26	661.41	347.93	54,888.97	73,004.47
Percentage	5.62%	11.84%	12.28%	2.85%	96.55%	77.58%
Developing Countries/ Economies In Transition:	6,714.64	1,222.53	4,725.73	11,844.95	1,959.72	21,030.54
Percentage	94.38%	88.16%	87.72%	97.15%	3.45%	22.35%
Arab States *		1,205.75	145.00		215.52	1,201.00
Percentage		86.95%	2.69%		0.38%	1.28%
Africa		16.78	4,580.73		8.00	2,379.44
Percentage		1.21%	85.03%		0.01%	2.53%
Asia & Pacific	6,707.19				1,327.19	10,139.00
Percentage	94.27%				2.33%	10.77%
Europe & Cis	7.45					4,844.39
Percentage	0.10%					5.15%
Latin America & The Caribbean				11,844.95	409.01	2,463.51
Percentage				97.15%	0.72%	2.62%
Others						70.85
Percentage						0.08%

* Procurement from the Palestine Authority Autonomous Area (West Bank and Gaza Strip).

Total Procurement of Services and Works by Agency and Supplier Country: 2011

Procurement of Services & Works		Agency					(USD Thousand)
Supplier Country	IFAD	ILO	ITC	OPCW	PAHO	UNDP	
Afghanistan		1.83				317,431.95	
Albania	13.36	385.84				4,587.02	
Algeria		0.30	32.77			1,446.59	
Andorra							
Angola		62.24				2,241.70	
Antigua and Barbuda						487.24	
Argentina	50.00	40.47				130,666.43	
Armenia		4.21				2,893.05	
Australia		58.51	16.33		1.93	6,213.28	
Austria	3.13	79.92				3,245.41	
Azerbaijan		3.37				4,543.96	
Bahamas						69.33	
Bahrain						597.89	
Bangladesh		2,938.56	26.75			32,610.48	
Barbados		24.98				788.92	
Belarus						4,754.19	
Belgium	20.86	1,520.74		387.17	34.69	8,187.35	
Belize						910.85	
Benin		6.00				17,507.48	
Bhutan						1,747.66	
Bolivia (Plurinational State of)	20.11	683.82				6,834.94	
Bosnia and Herzegovina		95.34				16,325.49	
Botswana	20.81	31.40				2,996.17	
Brazil	29.00	482.05			410.88	55,242.21	
Brunei Darussalam							
Bulgaria		55.00				6,088.30	
Burkina Faso	79.52	130.00	11.56			7,364.42	
Burundi		1.52				8,479.43	
Cambodia	24.15	480.55	20.78			6,278.91	
Cameroon			81.33			3,222.80	
Canada	147.25	1,068.94	7.84	3.59	190.25	13,464.61	
Cape Verde		15.61				3,677.47	
Central African Republic						4,863.08	
Chad						15,068.38	
Chile	117.00	11.75				9,904.86	
China	51.29	86.59	64.31			21,060.98	
Colombia	160.00	222.33			85.04	33,595.26	
Comoros	368.88					798.51	
Congo, Republic of the						9,404.55	
Costa Rica	116.10	105.69				4,300.94	
Côte D'Ivoire						9,196.54	
Croatia		76.94				5,483.16	
Cuba						1,994.55	
Cyprus		4.10				8,518.58	
Czech Republic		4.38				404.12	
Democratic People's Rep. of Korea (North)	3.36					294.00	
Democratic Republic of the Congo	192.10					24,547.80	
Denmark	51.20	96.81	181.94	6.35	42.85	33,967.79	
Djibouti						1,712.97	
Dominica						124.54	
Dominican Republic						6,943.90	
Ecuador	4.56	387.16				4,180.05	
Egypt	143.84	32.94	28.78			60,332.73	
El Salvador		0.66				14,832.43	
Equatorial Guinea						578.34	
Eritrea						5,641.73	
Estonia		3.23				521.38	
Ethiopia	21.70	72.90	10.84			7,298.23	
Fiji	47.15	7.11				3,207.94	
Finland		75.28		425.12		904.29	
France	71.32	2,138.27	207.53	42.34	103.38	10,180.23	
Gabon	13.09					1,682.81	
Gambia						1,672.03	
Georgia		0.75				5,337.90	
Germany	839.43	785.27	69.72	6.39	10.00	15,814.65	
Ghana	258.98	1,060.01	21.02			6,422.99	
Greece		5.25				486.05	
Grenada							
Guatemala						26,790.83	
Guinea Bissau						2,885.83	
Guinea		265.38				5,874.60	
Guyana		271.21				929.73	
Haiti	257.95	1,420.47				42,375.25	
Honduras	25.91					8,481.19	
Hungary		531.27	12.14			820.14	
Iceland		28.40				545.40	
India	630.15	2,426.80	108.85	0.42		21,109.72	
Indonesia		2,303.65				21,379.14	
Iran (Islamic Republic of)		9.28				8,186.74	
Iraq	5.19					7,125.84	
Ireland	70.46	575.00	202.44	0.97		1,663.75	

Total Procurement of Services and Works by Agency and Supplier Country: 2011

Procurement of Services & Works

(USD Thousand)

Supplier Country	Agency					
	IFAD	ILO	ITC	OPCW	PAHO	UNDP
Israel	2.00	29.94			2.00	4,147.70
Italy	28,611.49	8,044.30	83.87	9.29	28.48	9,502.27
Jamaica		9.26	44.19			1,742.03
Japan		70.19				2,623.29
Jordan	100.00	195.45				14,974.16
Kazakhstan	1.00	4.57	33.78			2,523.64
Kenya	337.02	1,041.14	55.66			24,522.98
Kiribati		4.50				140.79
Kuwait		31.80		6.55		1,009.95
Kyrgyzstan		98.46				6,175.41
Lao People's Democratic Republic	7.17	3.40				3,950.66
Latvia		2.26				1,441.02
Lebanon	16.60	580.50				9,956.12
Lesotho						1,423.90
Liberia		26.79				18,152.02
Libya						375.43
Liechtenstein			94.91			
Lithuania						2,417.81
Luxembourg	0.70	7.23	49.68			54.01
Madagascar			21.13			3,542.70
Malawi	50.00	686.94				7,038.99
Malaysia		8.77				1,915.39
Maldives						1,058.71
Mali	1.32	522.21				8,987.40
Malta			66.76			184.44
Marshall Islands						83.49
Mauritania	50.00					3,699.48
Mauritius	17.00	7.20	7.28			723.63
Mexico		933.02				15,624.21
Micronesia (Federated States of)						104.90
Monaco						
Mongolia		53.83				2,515.42
Montenegro		153.32				
Morocco		13.12	39.64			7,428.25
Mozambique						10,614.73
Myanmar						3,555.78
Namibia		58.16				5,941.70
Nauru						114.29
Nepal	44.68	76.75				15,491.66
Netherlands	340.41	778.58	60.83	4,546.25		5,782.35
New Zealand	6.78	46.47	0.43		3.86	1,167.41
Nicaragua	31.68					11,928.30
Niger						6,936.67
Nigeria	150.00	64.39				33,813.78
Norway		76.61				1,827.64
Oman		57.63				
Pakistan	11.90	519.35				31,966.30
Palau						226.27
Panama		0.43				27,300.65
Papua New Guinea		0.33				1,867.85
Paraguay		386.67				15,854.09
Peru	47.90	191.05	42.07			19,052.76
Philippines	100.27	546.56				8,156.13
Poland		33.34			0.45	2,071.15
Portugal		10.06				3,902.87
Qatar	0.49	8.02				
Republic of Korea, (South)	1.91	10.38				519.36
Republic of Moldova		268.11				6,234.77
Romania		19.92				1,034.59
Russian Federation		112.94		2.19		6,517.92
Rwanda	4.01		67.74			5,242.78
Saint Kitts and Nevis						176.48
Saint Lucia		2.04	45.41			273.40
Saint Vincent and the Grenadines						157.00
Samoa	88.00		9.35			2,890.38
San Marino						
Sao Tome and Principe		3.56				748.30
Saudi Arabia		101.70				11,229.03
Senegal	309.60	666.59	41.60			10,023.92
Serbia		620.54				13.55
Seychelles						1,063.20
Sierra Leone		187.92				6,848.65
Singapore		154.05				
Slovakia		14.36				1,879.83
Slovenia	2.88				5.76	774.99
Solomon Islands		3.50				1,727.07
Somalia						19,867.61
South Africa	464.25	453.06				12,541.97
South Sudan						
Spain	0.58	181.58	152.86	3.52	214.25	7,100.62

Total Procurement of Services and Works by Agency and Supplier Country: 2011

Procurement of Services & Works

(USD Thousand)

Supplier Country	Agency					
	IFAD	ILO	ITC	OPCW	PAHO	UNDP
Sri Lanka		71.55				11,042.68
Sudan	65.86					39,282.45
Suriname						652.96
Swaziland		9.37				740.54
Sweden	60.75	62.28				2,220.52
Switzerland	2,712.91	31,558.96	9,225.66	49.04	16.82	16,053.81
Syrian Arab Republic	52.85	27.25				2,863.83
Tajikistan	25.00	22.22				16,642.45
Thailand	4.00	34.62	18.33			3,488.20
The former Yugoslav Republic of Macedonia		150.99				10,521.06
Timor-Leste	60.00					
Togo		806.52				3,344.50
Tonga						198.66
Trinidad and Tobago	90.96	3.66	53.38		98.00	854.20
Tunisia	44.80	44.34	19.33			1,901.00
Turkey	44.54	28.75	144.41			14,477.91
Turkmenistan						877.68
Tuvalu						418.93
Uganda	89.60	581.12	2.87			8,141.03
Ukraine		464.00				8,398.74
United Arab Emirates						2,606.45
United Kingdom	3,034.59	1,541.40	161.12	630.37	350.61	21,880.23
United Republic of Tanzania	2.80	8.32	4.76			10,068.23
United States of America	5,272.62	2,414.26	192.02	172.81	11,798.51	124,899.38
Uruguay	48.00	1.36				14,056.93
Uzbekistan						3,708.15
Vanuatu						72.26
Venezuela (Bolivarian Republic of)		1.54				1,991.79
Viet Nam	123.50	875.80	52.87			8,230.51
Yemen		1.48				2,265.12
Zambia		73.04	29.60			5,295.84
Zimbabwe		10.00				37,469.14
Sub-Total	46,390.25	78,155.70	11,926.45	6,298.56	13,391.54	1,987,495.16
Unspecified Countries		165.19579			39.86	47,704.01
Global Projects						
Interregional Projects						
Arab Countries *		886.09462				
African Countries						2.06
Asian Countries						334.04
European Countries						4,232.85
Latin America And The Caribbean						163.30
Grand-Total	46,390.25	79,206.99	11,926.45	6,298.56	13,431.40	2,039,931.42
Developed Countries:	41,249.35	51,922.11	10,786.08	6,289.40	12,797.62	321,991.26
Percentage	88.92%	65.55%	90.44%	99.85%	95.28%	15.78%
Developing Countries/ Economies In Transition:	5,140.89	27,119.68	1,140.37	9.17	593.92	1,670,236.15
Percentage	11.08%	34.24%	9.56%	0.15%	4.42%	81.88%
Arab States *	848.50	1,989.88	120.53	6.55		197,660.15
Percentage	1.83%	2.51%	1.01%	0.10%		9.69%
Africa	2,011.79	6,835.75	355.38			360,177.57
Percentage	4.34%	8.63%	2.98%			17.66%
Asia & Pacific	1,197.53	10,608.48	301.24	0.42		524,964.24
Percentage	2.58%	13.39%	2.53%	0.01%		25.73%
Europe & Cis	83.90	2,222.25	178.18	2.19		118,014.13
Percentage	0.18%	2.81%	1.49%	0.03%		5.79%
Latin America & The Caribbean	999.16	5,195.21	185.04		593.92	463,185.29
Percentage	2.15%	6.56%	1.55%		4.42%	22.71%
Others		165.20			39.86	47,704.01
Percentage		0.21%			0.30%	2.34%

* Procurement from the Palestine Authority Autonomous Area (West Bank and Gaza Strip).

Total Procurement of Services and Works by Agency and Supplier Country: 2011

Procurement of Services & Works		Agency					(USD Thousand)
Supplier Country	UNESCO	UNFPA	UNHCR	UNIDO	UNOPS	UNOG	
Afghanistan	5,140.07	2,188.64	11,913.47		75,639.16	14.50	
Albania	511.36	676.60	45.31	84.95	14.76		
Algeria	5.00	221.44	953.76		208.62		
Andorra							
Angola	289.27	215.56	666.54	39.05	3.70		
Antigua and Barbuda	29.91	33.48			58.97		
Argentina	725.09	599.04	162.88	59.09	26,448.24	225.86	
Armenia	48.43	208.23	86.40	345.00	16.47		
Australia	278.81	565.55	222.55	80.79	779.58		
Austria	92.08	135.32	132.33	1,545.46	330.78	11.68	
Azerbaijan	120.17	382.13	236.15		182.27		
Bahamas	79.18	30.96			108.71		
Bahrain	54.09	1.18			29.08		
Bangladesh	47.50	2,583.97	1,305.84		139.47		
Barbados	224.13	88.59			151.60		
Belarus	219.31	265.22	221.17		39.99		
Belgium	2,862.17	484.35	558.84	409.71	2,261.33	67.00	
Belize	37.60	134.13			74.37		
Benin	120.44	2,542.43	102.58		67.01		
Bhutan	10.30	109.34			27.87		
Bolivia (Plurinational State of)	150.61	1,215.11	4.74	377.27	141.65		
Bosnia and Herzegovina	762.90	351.80	421.36		89.98		
Botswana	20.39	1,077.70	182.61		943.04		
Brazil	18,628.81	1,886.92	290.09		650.04		
Brunei Darussalam	2.00						
Bulgaria	76.26	173.36	80.56		13.51	49.72	
Burkina Faso	464.91	2,155.57	87.73		381.98		
Burundi	29.70	867.73	641.94		327.68		
Cambodia	29.80	920.32	46.43		300.10	6.00	
Cameroon	1,160.23	1,951.99	1,148.08	248.22	351.86		
Canada	1,729.87	690.06	1,266.09		1,181.41	124.07	
Cape Verde	306.31	70.74		275.00	31.85		
Central African Republic	161.06	3,058.58	955.56		1,108.22		
Chad	98.01	4,461.39	4,502.05		138.14		
Chile	1,289.03	169.76	36.85		56.06		
China	2,323.47	2,384.10	1,463.85	5,118.34	773.38	365.74	
Colombia	464.01	3,765.91	1,236.26	46.19	505.59		
Comoros	131.70	577.06		43.28	19.72		
Congo, Republic of the	127.64	1,445.35	464.07		43.65		
Costa Rica	1,087.08	813.39	243.58		265.30		
Côte D'Ivoire	122.74	5,195.60	777.21	81.31	4,824.69		
Croatia	118.41	7.05	42.68	95.00	250.49		
Cuba	1,059.18	98.80		1,000.00	167.86		
Cyprus	30.10	0.50	34.75		84.54		
Czech Republic	1,777.65	30.10	123.46		206.80	24.46	
Democratic People's Rep. of Korea (North)	49.80	171.25			0.52		
Democratic Republic of the Congo	466.94	4,504.55	2,743.87	164.72	19,288.72		
Denmark	286.15	3,414.17	43,658.25	56.99	10,751.14	6.37	
Djibouti	90.91	225.97	1,632.00		55.90		
Dominica	6.01	10.14			108.01		
Dominican Republic	221.01	400.47	1.12		80.57		
Ecuador	433.15	2,108.34	1,001.57	100.00	61.21		
Egypt	899.59	2,534.05	964.08	50.00	1,348.32		
El Salvador	89.34	1,290.71		48.97	297.96		
Equatorial Guinea	29.90	528.77			4.33		
Eritrea	14.45	244.09	84.22		8.79		
Estonia							
Ethiopia	2,568.98	2,984.34	4,828.46		4,871.39	124.00	
Fiji	243.79	1,433.37			77.06		
Finland	139.17	78.66	135.49				
France	19,914.63	700.47	827.17	89.63	2,242.16	3,223.97	
Gabon	301.31	560.57	599.55		63.23		
Gambia	92.51	362.18	106.65		72.95		
Georgia	75.66	317.97	1,629.42		26.15		
Germany	574.58	2,370.06	597.80		436.51	283.10	
Ghana	776.68	1,499.10	1,294.41		318.83		
Greece	91.94		571.17		161.50		
Grenada	139.34	21.52			15.43		
Guatemala	106.26	2,029.57		112.50	15,255.92		
Guinea Bissau	93.68	328.99	29.86		24.39		
Guinea	395.75	2,039.22	251.96		83.65		
Guyana	28.85	262.67			1.03		
Haiti	3.00	995.44			8,833.56		
Honduras	984.23	1,383.91		94.52	447.04		
Hungary	22.00	29.69	1,059.15		63.03		
Iceland							
India	881.31	4,229.46	2,677.65	10,378.16	5,575.50		
Indonesia	1,304.31	1,732.20	400.68		5,400.94	15.47	
Iran (Islamic Republic of)	243.79	302.19	15,835.41		158.74		
Iraq	748.15	94.45	487.61	442.22	632.38		
Ireland	418.68	28.75	1,163.01	107.66	593.04	256.55	

Total Procurement of Services and Works by Agency and Supplier Country: 2011

Procurement of Services & Works

(USD Thousand)

Supplier Country	Agency					
	UNESCO	UNFPA	UNHCR	UNIDO	UNOPS	UNOG
Israel	45.30	188.31	194.41		506.86	
Italy	2,568.35	816.09	21,236.27	4,371.80	2,706.72	39.85
Jamaica	355.91	1,078.18			159.53	
Japan	1,342.61	234.55	634.86	60.92	1,090.00	
Jordan	2,807.79	2,737.14	3,712.17	671.72	6,304.29	
Kazakhstan	549.22	548.83	563.81		258.85	
Kenya	1,337.56	2,443.65	12,544.97		22,578.37	
Kiribati	50.14	24.20				
Kuwait	98.52	76.02	1,616.46		1,570.81	
Kyrgyzstan	209.39	379.00	487.37		78.82	
Lao People's Democratic Republic	460.09	840.13			28.10	
Latvia		8.29			4.26	
Lebanon	599.31	821.47	373.05		1,649.53	
Lesotho	212.49	680.51			45.17	
Liberia	576.87	885.26	2,574.47		3,884.07	
Libya		17.00	353.49		218.36	38.43
Liechtenstein						
Lithuania	2.00	31.04	7.88			
Luxembourg	491.58	35.40	537.08		8.53	22.54
Madagascar	163.45	1,651.52			54.67	
Malawi	288.24	1,469.14	451.67	45.46	41.99	
Malaysia	380.18	838.57	1,512.53	127.61	67.00	
Maldives	71.50	239.24			35.17	
Mali	987.29	2,072.40	59.40		224.83	
Malta		8.50	52.97		4.23	
Marshall Islands	40.00	12.68				
Mauritania	152.13	1,766.80	460.29		37.16	
Mauritius	230.88	121.56			95.73	
Mexico	255.12	1,465.66	338.46	180.00	75.59	
Micronesia (Federated States of)	59.00	18.22			394.28	
Monaco						
Mongolia	751.51	1,154.50			26.73	
Montenegro	21.32		129.55	270.75		
Morocco	999.18	592.22	139.74	1,016.53	943.23	67.80
Mozambique	1,838.19	1,863.19	695.94	224.42	80.37	
Myanmar	19.98	1,073.38	796.03		3,013.29	
Namibia	1,165.18	761.93	265.53		358.91	
Nauru	50.68					
Nepal	43.70	1,395.99	784.30		601.68	
Netherlands	518.86	3,490.48	364.31	48.93	211.43	86.59
New Zealand	85.40	83.66			11.09	
Nicaragua	903.49	2,043.64		30.00	2,642.49	
Niger	694.82	3,001.51			280.81	
Nigeria	72.05	2,693.20	557.41		862.55	
Norway	60.00	83.55	42.04	1,757.32	143.21	661.74
Oman	132.23	150.92	2.50			
Pakistan	2,183.33	3,735.36	5,145.67	87.90	2,069.76	
Palau	88.00	2.97			2.33	
Panama	356.99	1,997.48	217.64		457.25	
Papua New Guinea	225.74	1,605.47	8.74		38.56	
Paraguay	277.07	465.73			8.42	
Peru	282.34	2,044.98	7.90		58,986.60	
Philippines	257.60	3,333.89	256.37		615.34	8.37
Poland	28.05	0.50	165.37		79.45	
Portugal	38.08	2.50	50.17	246.25	84.77	14.63
Qatar	354.84	25.24			0.67	
Republic of Korea, (South)	298.20	397.60	1,137.43	72.74	92.91	
Republic of Moldova	84.59	387.14	202.21		7.82	
Romania	19.25	365.46	278.02		6.34	27.00
Russian Federation	655.07	614.35	1,003.86	1,362.67	120.91	64.98
Rwanda	89.18	1,692.07	1,162.62		25.73	
Saint Kitts and Nevis	30.07	1.68			50.16	
Saint Lucia	82.66	18.82			12.55	
Saint Vincent and the Grenadines	33.40	34.38			0.05	
Samoa	160.44	45.32			14.63	
San Marino						
Sao Tome and Principe	19.70	99.87			4.52	
Saudi Arabia	17.01	0.54	353.09	235.00	10.00	
Senegal	1,983.60	3,323.30	1,497.44	35.00	1,689.94	
Serbia	365.46	193.13	1,253.59		663.99	
Seychelles	96.57	10.28			1,677.36	
Sierra Leone	72.52	3,133.83	276.13		105.91	
Singapore	142.69	95.61			515.56	
Slovakia		23.48	91.38		125.32	
Slovenia	32.30	2.35	34.22	92.56		
Solomon Islands	63.34	36.66			14.09	
Somalia	23.51	108.86	623.34			
South Africa	826.96	2,963.60	943.15	1,376.87	3,512.30	11.85
South Sudan	1.47		542.57		601.51	
Spain	904.17	584.43	266.18		537.32	302.64

Total Procurement of Services and Works by Agency and Supplier Country: 2011

Procurement of Services & Works

(USD Thousand)

Supplier Country	Agency					
	UNESCO	UNFPA	UNHCR	UNIDO	UNOPS	UNOG
Sri Lanka	141.97	613.11	992.43	605.99	6,419.40	
Sudan	176.27	6,821.27	8,032.48	114.64	3,860.85	
Suriname	10.27	158.44			13.60	
Swaziland	32.81	531.46			28.82	
Sweden	66.33	325.09	532.41		469.06	154.56
Switzerland	1,174.24	1,085.74	36,360.71	1,809.49	6,313.01	78,007.31
Syrian Arab Republic	10.01	928.26	3,386.39		20.36	
Tajikistan	99.99	433.86	102.81		16.18	
Thailand	1,073.27	2,704.63	1,509.20		583.97	
The former Yugoslav Republic of Macedonia	414.32	228.24	227.55		38.35	21.48
Timor-Leste	298.07	1,864.28	64.52		78.84	
Togo	480.94	680.98	1,198.86		79.42	
Tonga	39.32	50.62			28.90	
Trinidad and Tobago	68.27	116.73			49.25	
Tunisia	410.01	623.06	2,403.13	332.60	225.78	
Turkey	103.21	1,997.35	930.84	60.00	2,913.27	
Turkmenistan		405.42	33.37		23.98	
Tuvalu		5.58			22.56	
Uganda	212.41	2,734.81	1,387.26		15,904.21	
Ukraine	100.30	514.14	390.42	301.39	1,030.50	
United Arab Emirates	135.04	123.76	468.41		6,735.66	
United Kingdom	2,236.00	6,369.84	8,257.10	614.11	37,761.56	709.95
United Republic of Tanzania	1,518.26	975.29	2,141.02		356.45	
United States of America	2,103.45	22,521.20	15,970.81	7.80	36,507.89	1,170.76
Uruguay	529.55	1,021.15	4.17		1,546.83	
Uzbekistan	31.71	659.65			51.58	
Vanuatu	43.31	30.62			18.07	
Venezuela (Bolivarian Republic of)	148.72	778.62	442.73	250.00	33.04	
Viet Nam	1,008.71	1,117.38	4.31	335.01	82.00	
Yemen	44.97	765.00	3,986.25		41.60	
Zambia	124.58	1,460.85	630.54		43.07	
Zimbabwe	531.14	2,978.07	499.28		1,337.34	
Sub-Total	120,935.82	212,921.16	270,201.39	38,239.52	442,865.60	86,208.96
Unspecified Countries	97.70					
Global Projects						
Interregional Projects						
Arab Countries *		340.02			7,278.63	
African Countries			195.44			
Asian Countries		21.30			45.21	
European Countries		219.36			3,915.66	
Latin America And The Caribbean		15.09			5,856.97	
Grand-Total	121,033.52	213,516.93	270,396.83	38,239.52	459,962.07	86,208.96
Developed Countries:	40,010.06	44,961.51	135,506.80	11,299.43	105,676.38	85,244.48
Percentage	33.06%	21.06%	50.11%	29.55%	22.98%	98.88%
Developing Countries/ Economies In Transition:	80,925.76	168,555.42	134,890.03	26,940.10	354,285.69	964.47
Percentage	66.86%	78.94%	49.89%	70.45%	77.02%	1.12%
Arab States *	8,134.04	19,853.90	45,783.66	2,905.99	31,349.69	106.23
Percentage	6.72%	9.30%	16.93%	7.60%	6.82%	0.12%
Africa	20,891.72	74,251.96	47,091.05	2,215.05	86,800.32	135.85
Percentage	17.26%	34.78%	17.42%	5.79%	18.87%	0.16%
Asia & Pacific	17,895.14	37,006.93	30,019.47	16,725.75	102,740.06	410.08
Percentage	14.79%	17.33%	11.10%	43.74%	22.34%	0.48%
Europe & Cis	4,406.24	8,402.34	7,805.66	2,519.77	9,732.19	86.46
Percentage	3.64%	3.94%	2.89%	6.59%	2.12%	0.10%
Latin America & The Caribbean	29,514.03	28,653.15	3,987.98	2,573.54	123,655.60	225.86
Percentage	24.39%	13.42%	1.47%	6.73%	26.88%	0.26%
Others	97.70					
Percentage	0.08%					

* Procurement from the Palestine Authority Autonomous Area (West Bank and Gaza Strip).

Total Procurement of Services and Works by Agency and Supplier Country: 2011

Procurement of Services & Works

(USD Thousand)

Supplier Country	Agency					
	UNON	UNOV	UN/PD	UNRWA	UNU	UNV
Afghanistan	5,109.94	2,443.64	25,315.64			
Albania		2.79				
Algeria		15.05	81.66			
Andorra						
Angola						
Antigua and Barbuda	67.37					
Argentina	10.00					
Armenia						
Australia	10.00	45.00	3,969.54			244.44
Austria	26.94	3,706.35	31.71			
Azerbaijan						
Bahamas						
Bahrain	122.18			13.34		
Bangladesh						
Barbados						
Belarus						
Belgium	114.40	12.60	7,114.94	4,190.22	1,102.32	7,578.40
Belize						
Benin						
Bhutan						
Bolivia (Plurinational State of)	10.54					
Bosnia and Herzegovina		15.13				
Botswana						
Brazil	137.54					
Brunei Darussalam						
Bulgaria	1.36		14,594.60			
Burkina Faso						
Burundi			1,071.84			
Cambodia						
Cameroon			42.44			
Canada	5,808.55	753.93	76,599.16	41.25		305.82
Cape Verde						
Central African Republic			749.92			
Chad	332.58		343.18			
Chile	14.66					
China	208.18	150.00	3,150.73			5.00
Colombia	153.85					21.00
Comoros						
Congo, Republic of the	16.43					
Costa Rica	44.79					
Côte D'Ivoire			27,755.74			
Croatia	6.39	0.50	85.17			
Cuba	22.73					
Cyprus	19.16		3,439.28			
Czech Republic	12.57	18.67	3.97			
Democratic People's Rep. of Korea (North)						
Democratic Republic of the Congo			20,012.88			
Denmark	245.68	33.26	13,180.21	285.98		210.17
Djibouti	1,335.78	34.03				
Dominica	18.00					
Dominican Republic		86.48	2,625.21			
Ecuador	100.03					
Egypt	20.82		5,027.32	15.59		
El Salvador	45.04					
Equatorial Guinea						
Eritrea						
Estonia						
Ethiopia			1,561.84			
Fiji	53.40					
Finland		104.22	671.48	46.61		
France	3,210.67	21.54	2,302.02			51.99
Gabon			39.93			
Gambia			29.34			
Georgia	15.60		12,668.07			
Germany	1,545.75	553.41	13,997.42			5,809.57
Ghana	5.38	7.98	1,571.82			
Greece	545.39		168.75			14.07
Grenada	50.58					
Guatemala	5.00					
Guinea Bissau			841.58			
Guinea						
Guyana	8.86					
Haiti	51.09		17,755.85			
Honduras	79.36					
Hungary	70.00	0.49	3.09			
Iceland			15,516.48			
India	45.95	15.60	396.77	407.94		5.00
Indonesia	8.00		15.82			
Iran (Islamic Republic of)			44.50			
Iraq	3,862.60		15,143.46			
Ireland	417.94	2.21	224.16			11.83

Total Procurement of Services and Works by Agency and Supplier Country: 2011

Procurement of Services & Works

(USD Thousand)

Supplier Country	Agency					
	UNON	UNOV	UN/PD	UNRWA	UNU	UNV
Israel	5,331.91		5,454.80	571.28		
Italy	565.89	67.79	17,126.42	315.08		
Jamaica	339.78					
Japan	115.90		2,358.23			
Jordan	2,121.03		88,435.15	5,926.57		
Kazakhstan	1.59					
Kenya	33,151.50	30.00	61,792.44			14.30
Kiribati						
Kuwait			2,935.68			
Kyrgyzstan						
Lao People's Democratic Republic						
Latvia						
Lebanon	18.19		9,305.45	23,838.45		
Lesotho						
Liberia	3.17		8,656.32			
Libya			73.75			
Liechtenstein						
Lithuania						
Luxembourg			21.47			
Madagascar						
Malawi						3.75
Malaysia	31.49		198.69			
Maldives						
Mali						
Malta	167.56	65.14	629.61			
Marshall Islands						
Mauritania						
Mauritius			106.73			
Mexico	20.49					11.65
Micronesia (Federated States of)						
Monaco	6.24	13.83				
Mongolia						
Montenegro	21.00					
Morocco	12.89		1,283.65			
Mozambique						
Myanmar						
Namibia						
Nauru						
Nepal			14,192.99			
Netherlands	231.56	3.38	2,571.77			9.61
New Zealand			238.28			
Nicaragua						
Niger						
Nigeria		56.32	80.26			
Norway	415.14		210.92	946.21		
Oman			1,998.60			
Pakistan	2,388.89		7,716.16			
Palau						
Panama	1,002.69		50,245.31			
Papua New Guinea						
Paraguay	11.36					
Peru	98.73					
Philippines						
Poland		6.24	41.36			
Portugal			2,526.88			
Qatar			302.62			
Republic of Korea, (South)	8.40		896.75			
Republic of Moldova						
Romania	63.96					
Russian Federation	1.07	190.79	437,538.51			
Rwanda	51.25		738.95			
Saint Kitts and Nevis						
Saint Lucia	44.53					
Saint Vincent and the Grenadines	58.75					
Samoa						
San Marino						
Sao Tome and Principe						
Saudi Arabia	7.29		7,711.88			
Senegal	80.63		42.54			173.40
Serbia	46.68		1,260.83			
Seychelles						
Sierra Leone			732.39			
Singapore	164.98		4.65			
Slovakia	1.87	96.95		15.78		
Slovenia		4.50	15.80			
Solomon Islands						
Somalia	62.13		2,297.81			
South Africa	468.99	57.69	33,973.25			24.88
South Sudan						
Spain	67.54		23,803.70			

Total Procurement of Services and Works by Agency and Supplier Country: 2011

Procurement of Services & Works

(USD Thousand)

Supplier Country	Agency					
	UNON	UNOV	UN/PD	UNRWA	UNU	UNV
Sri Lanka	1,093.34					
Sudan			54,351.00			
Suriname						
Swaziland		90.57	63.00			
Sweden	270.68		5,130.25			23.18
Switzerland	2,621.72		4,461.17	809.73		41.15
Syrian Arab Republic	16.41		1,555.49	6,718.63		
Tajikistan						
Thailand	4.77	44.00				6.26
The former Yugoslav Republic of Macedonia			134.00			
Timor-Leste			5,342.09			
Togo						
Tonga						
Trinidad and Tobago	18.00					
Tunisia	22.79		216.55			
Turkey	45.36		4,881.69	52.70		0.89
Turkmenistan						
Tuvalu						
Uganda	1,463.77		13,025.32			
Ukraine			120,104.35			
United Arab Emirates	601.16		38,614.33	372.90		
United Kingdom	1,832.78	454.30	32,126.05	370.20		311.11
United Republic of Tanzania	988.50		1,703.28			
United States of America	2,572.23	403.16	742,318.12	149.22		219.72
Uruguay						
Uzbekistan	3.02					
Vanuatu						
Venezuela (Bolivarian Republic of)						
Viet Nam	26.20					
Yemen		5.55				
Zambia						
Zimbabwe						
Sub-Total	82,756.81	9,613.09	2,099,694.82	45,087.67	1,102.32	15,097.18
Unspecified Countries						
Global Projects						
Interregional Projects						
Arab Countries *			190.87	95,688.92		
African Countries			15.30			
Asian Countries						
European Countries				12.75		
Latin America And The Caribbean						7.25
Grand-Total	82,756.81	9,613.09	2,099,900.99	140,789.33	1,102.32	15,104.43
Developed Countries:	26,293.38	6,366.98	990,851.66	7,741.56	1,102.32	14,831.05
Percentage	31.77%	66.23%	47.19%	5.50%	100.00%	98.19%
Developing Countries/ Economies In Transition:	56,463.43	3,246.11	1,109,049.34	133,047.78		273.38
Percentage	68.23%	33.77%	52.81%	94.50%		1.81%
Arab States *	8,203.26	54.62	229,569.76	132,574.40		
Percentage	9.91%	0.57%	10.93%	94.17%		
Africa	36,562.18	242.55	174,950.29			216.34
Percentage	44.18%	2.52%	8.33%			1.43%
Asia & Pacific	9,143.52	2,653.24	57,230.29	407.94		16.26
Percentage	11.05%	27.60%	2.73%	0.29%		0.11%
Europe & Cis	140.72	209.21	576,672.62	65.45		0.89
Percentage	0.17%	2.18%	27.46%	0.05%		0.01%
Latin America & The Caribbean	2,413.74	86.48	70,626.37			39.90
Percentage	2.92%	0.90%	3.36%			0.26%
Others						
Percentage						

* Procurement from the Palestine Authority Autonomous Area (West Bank and Gaza Strip).

Total Procurement of Services and Works by Agency and Supplier Country: 2011

Procurement of Services & Works					(USD Thousand)	
Supplier Country	Agency				Total	
	WFP	WIPO	WMO	WTO	All	%
Afghanistan	25,328.29				470,527.13	6.53%
Albania					6,371.61	0.09%
Algeria	3,139.96				6,210.28	0.09%
Andorra						
Angola	52.34				3,615.39	0.05%
Antigua and Barbuda					676.96	0.01%
Argentina	48.83	99.56			159,748.65	2.22%
Armenia	360.06				3,970.23	0.06%
Australia	198.86	13.22	5.57	1.65	13,097.97	0.18%
Austria	82.25	16.11	12.32	3.89	64,829.48	0.90%
Azerbaijan					5,468.05	0.08%
Bahamas					288.18	0.00%
Bahrain					817.77	0.01%
Bangladesh	2,512.72	2.31			42,420.37	0.59%
Barbados			1.23		1,279.44	0.02%
Belarus		45.62			5,570.66	0.08%
Belgium	524.06	1,079.57	37.83	1,215.44	41,840.27	0.58%
Belize					1,156.94	0.02%
Benin	6,166.01				26,549.03	0.37%
Bhutan					1,895.16	0.03%
Bolivia (Plurinational State of)	425.88				9,864.67	0.14%
Bosnia and Herzegovina		7.19			18,084.89	0.25%
Botswana					5,351.94	0.07%
Brazil	294.72	290.17			79,059.80	1.10%
Brunei Darussalam					2.00	0.00%
Bulgaria	7,070.40	27.36			28,366.57	0.39%
Burkina Faso	2,800.49				13,630.90	0.19%
Burundi	3,031.01				14,460.64	0.20%
Cambodia	2,036.81	0.67		119.51	10,302.36	0.14%
Cameroon	38,322.27				46,602.16	0.65%
Canada	16,699.90	162.32	31.50		121,256.55	1.68%
Cape Verde					4,376.98	0.06%
Central African Republic	2,953.06				13,924.90	0.19%
Chad	22,138.54				47,116.76	0.65%
Chile	93.88	11.51		37.51	21,039.11	0.29%
China	745.71	1,534.17	99.16	9.69	40,617.46	0.56%
Colombia	9,594.89	26.93			50,019.22	0.69%
Comoros					1,939.15	0.03%
Congo, Republic of the	2,512.66				14,058.84	0.19%
Costa Rica			0.52		7,036.13	0.10%
Côte D'Ivoire	4,585.73				52,575.24	0.73%
Croatia					6,254.10	0.09%
Cuba	16.96				4,547.14	0.06%
Cyprus	2,324.26				14,455.28	0.20%
Czech Republic					2,850.44	0.04%
Democratic People's Rep. of Korea (North)	1,233.73		147.94		1,900.60	0.03%
Democratic Republic of the Congo	24,643.60				96,565.18	1.34%
Denmark	16,853.85	657.03	5.00		124,395.71	1.73%
Djibouti	13,821.63				18,944.19	0.26%
Dominica	3.78				270.48	0.00%
Dominican Republic	265.37				10,624.11	0.15%
Ecuador	645.61				9,021.67	0.13%
Egypt	3,716.84		1.08		75,314.55	1.04%
El Salvador	1,721.17				18,327.15	0.25%
Equatorial Guinea					1,141.34	0.02%
Eritrea	56.47				6,057.24	0.08%
Estonia					564.73	0.01%
Ethiopia	65,478.16	10.26			93,959.85	1.30%
Fiji	4.80	15.91			5,090.53	0.07%
Finland					2,736.18	0.04%
France	12,858.12	3,036.79	73.12	0.49	62,545.25	0.87%
Gabon					3,260.49	0.05%
Gambia	330.70			1.99	2,668.34	0.04%
Georgia	233.73				20,313.64	0.28%
Germany	5,171.44	881.78	18.63	65.52	52,146.23	0.72%
Ghana	1,967.27				15,378.05	0.21%
Greece	1,687.98	0.10			3,761.55	0.05%
Grenada					242.96	0.00%
Guatemala	2,375.82				46,763.32	0.65%
Guinea Bissau	2,093.63	17.53			6,315.49	0.09%
Guinea	1,985.23				10,941.66	0.15%
Guyana					1,502.34	0.02%
Haiti	15,940.35				87,992.20	1.22%
Honduras	3,559.60				15,079.02	0.21%
Hungary		83.76		1.94	2,947.77	0.04%
Iceland					16,090.28	0.22%
India	10,426.38	205.20		2.58	66,627.23	0.92%
Indonesia	1,567.81				34,360.15	0.48%
Iran (Islamic Republic of)	344.63				25,196.45	0.35%
Iraq	1,666.09				30,239.10	0.42%
Ireland	7,162.03	141.80		19.38	13,171.99	0.18%

Total Procurement of Services and Works by Agency and Supplier Country: 2011

Procurement of Services & Works

(USD Thousand)

Supplier Country	Agency				Total	
	WFP	WIPO	WMO	WTO	All	%
Israel	2,649.37				19,141.34	0.27%
Italy	44,831.78	87.74			187,281.92	2.60%
Jamaica					3,792.03	0.05%
Japan	2,028.73	4,888.15			16,137.33	0.22%
Jordan	1,541.30	5.13			129,535.38	1.80%
Kazakhstan	130.71				4,630.24	0.06%
Kenya	123,588.96		50.24		283,866.75	3.94%
Kiribati					219.63	0.00%
Kuwait	709.89				8,055.67	0.11%
Kyrgyzstan	1,115.04				8,543.50	0.12%
Lao People's Democratic Republic	1,100.30				6,389.85	0.09%
Latvia	3.60				1,459.42	0.02%
Lebanon	424.25				48,932.27	0.68%
Lesotho	1,290.20				3,663.46	0.05%
Liberia	4,528.65				39,287.62	0.54%
Libya	5,593.50				6,679.45	0.09%
Liechtenstein					94.91	0.00%
Lithuania		29.55			2,527.57	0.04%
Luxembourg	15.51	0.60			1,259.82	0.02%
Madagascar	2,459.66				7,955.19	0.11%
Malawi	3,410.18				13,519.90	0.19%
Malaysia	5,639.53			0.19	10,941.10	0.15%
Maldives		21.60			1,431.53	0.02%
Mali	6,332.81				19,210.20	0.27%
Malta	6,826.20		3.68		8,009.09	0.11%
Marshall Islands					136.17	0.00%
Mauritania	2,641.30				8,819.78	0.12%
Mauritius	10,778.62				12,176.38	0.17%
Mexico	9,819.27		10.90		30,923.52	0.43%
Micronesia (Federated States of)					576.40	0.01%
Monaco					266.02	0.00%
Mongolia		10.15			4,550.52	0.06%
Montenegro					597.06	0.01%
Morocco	22.50				12,697.62	0.18%
Mozambique	8,792.35	7.98			24,134.30	0.33%
Myanmar	3,134.56				11,606.25	0.16%
Namibia	186.05				8,741.65	0.12%
Nauru					164.97	0.00%
Nepal	8,748.15				41,389.22	0.57%
Netherlands	1,595.57	231.37	71.53		21,675.87	0.30%
New Zealand	58.83	12.85			1,743.50	0.02%
Nicaragua	1,487.44				19,114.41	0.27%
Niger	11,206.25				22,127.04	0.31%
Nigeria	95.80	6.34	11.50		38,529.44	0.53%
Norway	3,118.25	2.12			10,155.56	0.14%
Oman					2,341.87	0.03%
Pakistan	47,414.91				105,230.94	1.46%
Palau					319.57	0.00%
Panama	846.03				82,426.36	1.14%
Papua New Guinea					3,746.70	0.05%
Paraguay					17,003.33	0.24%
Peru	1,022.56	52.51			82,021.19	1.14%
Philippines	2,849.94	12.33			16,314.35	0.23%
Poland			5.38		2,639.71	0.04%
Portugal	316.34	7.88			7,418.37	0.10%
Qatar					691.88	0.01%
Republic of Korea, (South)	53.23	1,045.96			5,100.29	0.07%
Republic of Moldova		23.95			7,211.79	0.10%
Romania					1,957.63	0.03%
Russian Federation	3,746.13	4.97		1.55	453,603.42	6.29%
Rwanda	1,821.47				10,927.59	0.15%
Saint Kitts and Nevis					258.38	0.00%
Saint Lucia					554.04	0.01%
Saint Vincent and the Grenadines					283.58	0.00%
Samoa					3,225.31	0.04%
San Marino					864.37	0.01%
Sao Tome and Principe					875.94	0.01%
Saudi Arabia					19,704.95	0.27%
Senegal	4,759.86	0.40			24,891.96	0.35%
Serbia		2.11		52.97	6,496.75	0.09%
Seychelles	5.43				2,852.84	0.04%
Sierra Leone	2,170.09				13,556.49	0.19%
Singapore	3,667.28	128.82			4,922.90	0.07%
Slovakia			4.25		2,597.78	0.04%
Slovenia					1,056.57	0.01%
Solomon Islands	10.13				1,854.79	0.03%
Somalia	18,914.81				41,898.07	0.58%
South Africa	15,130.56	1.38	41.33		73,256.23	1.02%
South Sudan	2,742.64				3,888.19	0.05%
Spain	13.19	9.90	1.64	1,793.07	36,005.46	0.50%

Total Procurement of Services and Works by Agency and Supplier Country: 2011

Procurement of Services & Works					(USD Thousand)	
Supplier Country	Agency				Total	
	WFP	WIPO	WMO	WTO	All	%
Sri Lanka	2,935.18				24,014.37	0.33%
Sudan	121,114.81				234,026.32	3.25%
Suriname					835.27	0.01%
Swaziland	444.02				1,940.58	0.03%
Sweden	1,098.45	2.51	5.28		10,463.03	0.15%
Switzerland	27,796.65	117,605.97	9,042.98	39.22	349,343.70	4.84%
Syrian Arab Republic	3,191.13				18,938.33	0.26%
Tajikistan	1,173.65	13.68			18,632.65	0.26%
Thailand	1,388.44	29.74	2.50		17,024.50	0.24%
The former Yugoslav Republic of Macedonia		6.84			11,802.06	0.16%
Timor-Leste					7,707.80	0.11%
Togo	226.49				6,817.71	0.09%
Tonga					317.50	0.00%
Trinidad and Tobago					1,855.89	0.03%
Tunisia	1,824.92				8,424.91	0.12%
Turkey	1,343.46	10.58	4.05		27,255.23	0.38%
Turkmenistan					1,340.44	0.02%
Tuvalu					447.06	0.01%
Uganda	14,783.93		328.30		58,794.24	0.82%
Ukraine	2,428.16				134,290.24	1.86%
United Arab Emirates	7,013.53				56,685.20	0.79%
United Kingdom	22,740.08	6,840.74	612.00	164.10	156,409.31	2.17%
United Republic of Tanzania	16,861.65		3.38		34,806.69	0.48%
United States of America	144,566.80	6,604.35	78.65		1,124,854.03	15.60%
Uruguay					17,349.84	0.24%
Uzbekistan		4.56			4,473.70	0.06%
Vanuatu					164.27	0.00%
Venezuela (Bolivarian Republic of)					3,649.23	0.05%
Viet Nam		44.27			12,091.13	0.17%
Yemen	11,993.33				19,131.32	0.27%
Zambia	2,066.72				9,880.76	0.14%
Zimbabwe	11,719.80				54,635.40	0.76%
Sub-Total	1,129,977.31	146,123.94	10,711.48	3,530.70	7,035,677.02	97.58%
Unspecified Countries					48,077.61	0.67%
Global Projects						
Interregional Projects						
Arab Countries *	5,776.09				110,160.63	1.53%
African Countries					212.80	0.00%
Asian Countries	291.27				705.32	0.01%
European Countries					8,380.62	0.12%
Latin America And The Caribbean	1,219.49				7,262.10	0.10%
	1,219,486.53					
Grand-Total	1,137,264.16	146,123.94	10,711.48	3,530.70	7,210,476.09	100.00%
Developed Countries:	328,292.52	142,423.58	10,009.36	3,304.71	2,528,418.58	35.07%
Percentage	28.87%	97.47%	93.45%	93.60%	35.07%	
Developing Countries/ Economies In Transition:	808,971.64	3,700.36	702.12	225.99	4,633,979.90	64.27%
Percentage	71.13%	2.53%	6.55%	6.40%	64.27%	
Arab States *	203,450.50	5.13	1.08		885,385.14	
Percentage	17.89%	0.00%	0.01%		12.28%	
Africa	424,519.36	43.90	434.75	1.99	1,244,722.77	
Percentage	37.33%	0.03%	4.06%	0.06%	17.26%	
Asia & Pacific	121,089.19	3,051.15	249.60	131.98	954,015.90	
Percentage	10.65%	2.09%	2.33%	3.74%	13.23%	
Europe & Cis	10,530.95	95.56	4.05	54.52	746,079.10	
Percentage	0.93%	0.07%	0.04%	1.54%	10.35%	
Latin America & The Caribbean	49,381.65	480.67	12.64	37.51	796,565.21	
Percentage	4.34%	0.33%	0.12%	1.06%	11.05%	
Others					48,077.61	
Percentage					0.67%	

* Procurement from the Palestine Authority Autonomous Area (West Bank and Gaza Strip).



Top 10 items (goods and services) - All sources of funding

Top Ten Items (Goods and Services) Procured by Agency During 2011

UN Agency

ECLAC		No. of	
Rank	Group of Goods/Services	PO's	Value (USD)
1	Construction, engineering and architectural services		7,371,173.75
2	Building & machinery maintenance & repair		1,429,171.78
3	Rent & Lease		1,213,400.10
4	IT equipm. & software		1,048,314.44
5	IT Services		631,953.75
6	Mail & printing services		615,311.50
7	Furniture		372,180.30
8	Conferences, workshops & training		227,610.38
9	Books, paper, office stationery & supplies		220,458.94
10	Security and safety equipm., incl. mine act.		195,965.25
			13,325,540.18
Total number of orders & contracts raised during 2011:		1,142	

ESCAP		No. of	
Rank	Group of Goods/Services	PO's	Value (USD)
1	Out-sourced personnel services	16	1,274,862.14
2	IT equipment	7	1,076,736.81
3	Architectural & engineering services	18	1,067,300.12
4	Cleaning services	5	486,700.92
5	IT services	4	207,869.95
6	Maintenance of installations & equipment	13	195,842.76
7	Internet services	9	194,134.42
8	Fire fighting pump system	3	121,491.81
9	Catering services	16	91,362.47
10	X-Ray baggage scanner	1	88,464.00
		92	4,804,765.40
Total number of orders & contracts raised during 2011:		820	

ESCWA		No. of	
Rank	Group of Goods/Services	PO's	Value (USD)
1	IT equipm. & software		649,100.05
2	Building & machinery maintenance & repair		645,763.56
3	Construction, engineering and architectural services		382,528.13
4	Telecom equipm. & satellite		142,453.58
5	Printing, publishing services		89,563.70
6	Service industries, hotel & catering		87,656.44
7	Security & safety equipm., incl. PPE for mine act.		53,729.45
8	Books, paper, office stationery & supplies		51,293.74
9	Furniture		47,343.89
10	Product related services		45,516.53
			2,194,949.07
Total number of orders & contracts raised during 2011:			

FAO		No. of	
Rank	Group of Goods/Services	PO's	Value (USD)
1	Chemicals, basic		18,736,978.11
2	Repair & maintenance services		17,035,432.85
3	Information technology		9,302,865.51
4	Grain mill products / Starches & starch products		8,428,414.75
5	Transportation, storage & materials handling		7,884,320.48
6	Architecture, engineering, construction and other technical rvices		7,297,825.90
7	Agricultural produce		6,118,899.82
8	Office, accounting and computing machinery		5,949,241.08
9	Transport equipment		5,888,132.31
10	Machinery, special purpose		5,857,570.03
			92,499,680.85
Total number of orders & contracts raised during 2011:		2,216	

IAEA		No. of	
Rank	Group of Goods/Services	PO's	Value (USD)
1	Politics, humanitarian assistance & mine action services		35,377,503.51
2	Medical, lab & surveillance equipm.		33,457,110.76
3	IT equipm. & software		26,021,050.87
4	Construction, engineering and architectural services		18,230,216.25
5	Quality control, research & development		11,402,097.37
6	Building & machinery maintenance & repair		9,695,574.71
7	IT services		7,628,468.02
8	Electronic Components		2,878,911.20
9	Environmental management & protection		2,489,046.83
10	Books, paper, office stationery & supplies		2,122,923.61
			149,302,903.13
Total number of orders & contracts raised during 2011:			

Top Ten Items (Goods and Services) Procured by Agency During 2011

UN Agency

IFAD Rank	Group of Goods/Services	No. of PO's	Value (USD)
1	Urban, rural & regional development	285	10,655,109.40
2	Leasing, rental of equipm.& premises	11	9,324,402.22
3	IT services, operations support	233	7,134,235.40
4	Financial services, fees, audit & insurance	48	5,772,577.07
5	Building & machinery maintenance & repair	188	2,921,622.16
6	Communication services	97	2,143,521.18
7	Public utilities; water, electr. supply	21	1,792,159.92
8	Conference, workshop & training	218	1,745,648.37
9	Printing & publishing services	218	1,412,502.86
10	Security services	57	1,071,536.99
Total number of orders & contracts raised during 2011:		1,376	43,973,315.55
		2,140	

ILO Rank	Group of Goods/Services	No. of PO's	Value (USD)
1	Social aspects, employment, languages services and Child Labour prevention		13,562,177.18
2	Subsidies and public utilities		9,778,402.52
3	Seminars, conferences, workshops		9,245,170.59
4	Travel services		9,212,219.28
5	IT equipment and & software; office machinery		7,766,714.62
6	Feasibility studies		7,005,296.55
7	Building & machinery maintenance		6,475,630.42
8	Training services		5,779,040.08
9	IT Services		4,879,843.20
10	Printing, publishing services		4,013,692.36
Total number of orders & contracts raised during 2011:		2,608	77,718,186.81

ITC Rank	Group of Goods/Services	No. of PO's	Value (USD)
1	Leasing, rental of equipm.& premises		1,877,623.92
2	IT services		1,097,602.46
3	Training		624,796.29
4	Building & machinery maintenance & repair		581,650.21
5	IT equipm. & software		539,592.14
6	Printing, publishing services		277,758.49
7	Communications		268,267.96
8	Public utilities		262,189.05
9	Telecommunications		229,912.53
10	Translation		191,819.23
Total number of orders & contracts raised during 2011:			5,951,212.29

OPCW Rank	Group of Goods/Services	No. of PO's	Value (USD)
1	Leasing & rental services		2,996,933.67
2	Medical & lab equipment		481,913.95
3	Communication services		373,300.00
4	IT services		353,808.36
5	Maintenance of office, building, equipm		323,459.82
6	Public utilities		322,550.00
7	Training		294,714.00
8	IT equipment		288,889.00
9	Transport services		280,000.00
10	Financial services		152,000.00
Total number of orders & contracts raised during 2011:		0	5,867,568.80

PAHO Rank	Group of Goods/Services	No. of PO's	Value (USD)
1	Vaccines	1,065	376,431,933.00
2	Pharmaceuticals and reagents	676	41,269,281.00
3	Insecticides/pesticides	24	19,046,112.00
4	Condoms	2	13,716,636.00
5	Laboratory/hospital equipment	182	6,031,621.00
6	Syringes	154	3,938,153.00
7	Trade and business services		2,620,183.06
8	Computer software & equipment	208	2,174,222.00
9	Construction services		2,108,090.92
10	Technical services		2,040,234.82
Total number of orders & contracts raised during 2011:		2,311	469,376,466.80
		3,236	

Top Ten Items (Goods and Services) Procured by Agency During 2011

UN Agency

UNDP		No. of PO's	Value (USD)
Rank	Group of Goods/Services		
1	HR, consultants and project staff		466,375,343.72
2	Construction, engineering services		123,834,539.05
3	Travel services		107,285,406.91
4	Pharmaceuticals & vaccines		85,479,431.28
5	Security services		62,094,863.20
6	Leasing, rental of equipm.& premises		60,937,203.07
7	Medical, lab & precision equipm.		54,930,683.31
8	Conference, workshop & training		53,441,678.45
9	Daily subst. allowance		49,569,451.35
10	Motor vehicles, parts & other transport equ.		49,084,029.24
Total number of orders & contracts raised during 2011:		394,026	1,113,032,629.58

UNECA		No. of PO's	Value (USD)
Rank	Group of Goods/Services		
1	Electronic Equipment	25	5,359,020.36
2	Construction Works	17	3,048,714.07
3	Computer Hardware	34	2,656,680.97
4	Computer Software	26	1,010,516.08
5	Institutional Contractor	31	990,292.20
6	Office Supplies & Stationery	34	975,526.58
7	Electrical Equipment	48	899,845.97
8	Vehicles	16	746,997.34
9	Medicines	135	555,064.95
10	Computer Supplies	16	501,172.90
Total number of orders & contracts raised during 2011:		856	16,743,831.42

UNESCO		No. of PO's	Value (USD)
Rank	Group of Goods/Services		
1	Conference, workshop & training		16,265,897.88
2	HR, consultants and project management		13,657,281.22
3	Culture, social & populaton science		9,705,337.63
4	Education		8,097,365.17
5	Product related services		7,463,766.40
6	Leasing, rental of equipm.& premises		5,563,538.62
7	Building & machinery maintenance & repair		4,654,886.09
8	Travel services		4,296,447.40
9	Construction, engineering services		3,926,942.60
10	IT equipm. & software		3,364,009.02
Total number of orders & contracts raised during 2011:			76,995,472.03

UNFPA		No. of PO's	Value (USD)
Rank	Group of Goods/Services		
1	Contraceptives & other pharmaceuticals		88,373,221.52
2	General & Project management services/consultancy		58,257,668.70
3	Travel		47,836,322.33
4	Medical, Lab. & Hospital equipm.		21,610,628.45
5	Conferences, workshops & training		18,865,284.23
6	Printing, publishing services		13,986,745.93
7	Trade & business services		13,450,527.49
8	Motor Vehicles & parts, incl. other transport equipm.		12,683,126.54
9	Leasing and rental services		11,660,752.92
10	Construction, engineering and architectural services		11,388,597.98
Total number of orders & contracts raised during 2011:		161,717	298,112,876.09

UNHCR		No. of PO's	Value (USD)
Rank	Group of Goods/Services		
1	Freight forwarding & air charter services	1,818	57,855,883.94
2	Tents, blankets, mattresses	133	55,461,288.77
3	Fuel oils	804	25,313,076.07
4	Communication services	273	20,216,818.68
5	Leasing & rental of equip. & buidlings	974	18,073,192.99
6	Security services	830	18,048,272.74
7	IT consultants	129	13,051,849.72
8	UN joint admin contributions	102	10,273,166.46
9	Construction of shelter & buildings	291	8,339,820.01
10	Plastic, tarpaulins	45	7,797,642.53
Total number of orders & contracts raised during 2011:		5,399	234,431,011.91
		23,933	

Top Ten Items (Goods and Services) Procured by Agency During 2011

UN Agency

UNICEF			No. of PO's	Value (USD)
Rank	Group of Goods/Services			
1	Vaccines/Biologicals			1,034,908,701.99
2	Pharmaceuticals			197,003,635.79
3	Nutrition			167,436,916.96
4	Bednets/Insecticides/Household Tech			110,577,980.52
5	Freight forwarding			105,128,120.79
6	Medical supplies & equipment			97,255,772.11
7	Construction			95,000,000.00
8	Water and sanitation equipment			69,796,225.49
9	Printing equipment			53,639,455.59
10	Education supplies			51,917,149.07
Total number of orders & contracts raised during 2011:			27,090	1,982,663,958.31

UNIDO			No. of PO's	Value (USD)
Rank	Group of Goods/Services			
1	Environmental protection			20,395,333.59
2	Trade & business services			10,803,261.87
3	Medical/surgical, lab, precision & photogra equipm.			8,562,694.24
4	Installation, inspection of equipment			5,947,812.22
5	Industrial process & domestic machinery			3,007,562.22
6	Trade & import related services			2,920,840.82
7	Pumps, engines, solar energy systems, compressors			2,914,087.78
8	Construction, engineering, environmentally sound technology			2,412,411.71
9	Natural & energy resources development			2,347,226.07
10	Agricultural & construction machinery and tools			2,261,492.61
Total number of orders & contracts raised during 2011:				61,572,723.13

UNOG			No. of PO's	Value (USD)
Rank	Group of Goods/Services			
1	Travel			27,193,000.00
2	Building & machinery maintenance			15,105,030.00
3	Trade and bussiness services, other			13,195,823.00
4	Construction, engineering and architectural services			7,455,342.00
5	IT equipm.& software; office machinery			7,359,663.00
6	IT services			7,154,743.00
7	Motor Vehicles & parts, incl. other transport equipm.			5,807,778.00
8	Communications services			3,858,274.00
9	Transport services			3,273,249.00
10	Furniture			2,408,147.00
Total number of orders & contracts raised during 2011:			2,309	92,811,049.00

UNOPS			No. of PO's	Value (USD)
Rank	Group of Goods/Services			
1	Construction, engineering and architectural services			233,326,037.97
2	Politics, humanitarian assistance & mine action services			83,294,775.69
3	Motor vehicles, parts & other transport equ.			82,913,086.97
4	Medical, lab & surveillance equipm.			60,910,927.54
5	IT equipm. & software			51,060,450.81
6	Books, paper, office stationery & supplies			26,114,804.53
7	Travel services, incl. DSA			19,322,259.35
8	Leasing, rental of equipm.& premises			16,828,082.72
9	Pharmaceuticals & Vaccines			15,508,967.55
10	Environmental management & protection			14,207,072.23
Total number of orders & contracts raised during 2011:			28,488	603,486,465.36

UNOV			No. of PO's	Value (USD)
Rank	Group of Goods/Services			
1	IT equipment, incl. software		235	2,090,722.43
2	Training services		37	927,532.38
3	IT services		96	881,516.38
4	Cartographic services		10	837,667.75
5	Communications services		40	716,482.47
6	Construction		18	647,376.06
7	Special purpose machinery		27	418,347.63
8	Translation		21	410,527.13
9	Security and safety equipment		101	383,690.75
10	Printing & publishing services		38	349,415.47
Total number of orders & contracts raised during 2011:			623	7,663,278.45
Total number of orders & contracts raised during 2011:			1,550	

Top Ten Items (Goods and Services) Procured by Agency During 2011

UN Agency

UN-PD		No. of	
Rank	Group of Goods/Services	PO's	Value (USD)
1	Air transportation services	626	863,340,304.46
2	Architecture, engineering & construction related services	891	439,304,606.92
3	Chemical & petroleum products	1,047	396,554,241.94
4	Food rations/catering services	252	241,691,283.94
5	Freight forwarding & delivery services	1,684	145,113,926.59
6	Rental & lease	893	110,908,940.00
7	Telecommunication equipment & services	1,469	99,457,868.11
8	IT equipment and maintenance services	1,805	99,191,942.67
9	Maintenance & repair services	1,078	84,852,683.67
10	Motor vehicles/parts & transportation equipment	1,022	73,423,886.98
Total number of orders & contracts raised during 2011:		10,767	2,553,839,685.28

UNRWA		No. of	
Rank	Group of Goods/Services	PO's	Value (USD)
1	Construct. & alterat. of agency premises	157	50,586,989.44
2	Agricultural products	257	50,077,115.82
3	Shelter construct/rec on contract. basis	25	44,245,172.71
4	Dairy products, other	164	18,053,698.68
5	Pharmaceuticals	599	13,903,261.73
6	Other contractual services	1,135	11,401,543.74
7	Insurance	4	9,779,020.35
8	Petroleum oils and petroleum products	403	5,923,151.02
9	Maintenance of premises and other construction services	251	5,549,541.82
10	Medical and surgical equipment and orthopaedic appliances	1,028	3,317,957.35
Total number of orders & contracts raised during 2011:		4,023	212,837,452.66

UNU		No. of	
Rank	Group of Goods/Services	PO's	Value (USD)
1	HR, consultants and project staff		963,572.30
2	Building & machinery maintenance & repair		51,260.17
3	IT services		20,168.23
4	Insurance and pension fund services		15,013.66
5	Legal services		14,733.20
6	Inorganic minerals		13,786.65
7	Service industries, hotel & catering		12,310.35
8	Communications services		9,971.55
9	Printing, publishing services		6,230.19
10	Furniture		4,899.15
Total number of orders & contracts raised during 2011:			1,111,945.45

UNV		No. of	
Rank	Group of Goods/Services	PO's	Value (USD)
1	Insurance and pension fund services		7,607,974.00
2	Security services		2,415,395.00
3	Travel		2,048,750.00
4	HR, consultants and project staff		1,461,233.00
5	IT equipm. & software		706,769.00
6	Communications services		486,980.00
7	Printing, publishing services		267,000.00
8	Building & machinery maintenance & repair		260,108.00
9	Service industries, hotel & catering		164,680.00
10	Conferences, workshops & training		163,972.00
Total number of orders & contracts raised during 2011:		1,439	15,582,861.00

UPU		No. of	
Rank	Group of Goods/Services	PO's	Value (USD)
1	IT Equipment	14	423,435.50
2	Vehicles (motorcycles included)	10	432,216.68
3	Postal items (scales and date stamps)	5	37,063.44
4	Solar panels	1	29,080.54
5	Generators	1	19,729.15
6			
7			
8			
9			
10			
Total number of orders & contracts raised during 2011:		31	941,525.30

Top Ten Items (Goods and Services) Procured by Agency During 2011

UN Agency

WFP Rank	Group of Goods/Services	No. of PO's	Value (USD)
1	Food items		1,232,031,777.35
2	Transport/freight services, logistics, air charter		857,550,854.04
3	Other services ("non food")		279,713,302.28
4	Other goods ("non food")		163,044,742.64
5			
6			
7			
8			
9			
10			
Total number of orders & contracts raised during 2011:			2,532,340,676.31

WIPO Rank	Group of Goods/Services	No. of PO's	Value (USD)
1	Building & machinery maintenance & repair		65,298,212.93
2	Social services & translation		18,357,448.94
3	Leasing, rental of equipm.& premises		12,590,863.16
4	General management services/consultancy		12,352,762.08
5	IT services, operations support		7,243,379.50
6	Financial services & insurance		4,983,168.95
7	Inter-agency co-operation		4,535,345.30
8	IT equipment		4,440,059.03
9	Postal services		3,260,422.95
10	Public utilities, e.g. electricity, gas		3,091,944.83
Total number of orders & contracts raised during 2011:			136,153,607.65

WMO Rank	Group of Goods/Services	No. of PO's	Value (USD)
1	General building & machinery maintenance and repair		4,613,496.14
2	Radiosondes & meteorological equipment		3,214,807.00
3	IT services		2,321,605.00
4	IT equipment, incl. software		930,744.53
5	Public utilities; water, electr. supply		583,386.00
6	Hotel management and organization		536,989.43
7	Security services		424,026.00
8	Leasing and rental of office equipm. & vehicles		328,103.96
9	Printing & publishing services		310,490.00
10	Public administration and finance		260,973.04
Total number of orders & contracts raised during 2011:			13,524,621.10

WTO Rank	Group of Goods/Services	No. of PO's	Value (USD)
1	Health Insurance services	1	1,225,013.84
2	Travel Services	6	812,444.10
3	Consultancy Services	26	443,223.29
4	IT Equipment	4	284,132.44
5	Security Services	3	232,203.10
6	Telecommunication Services	5	223,238.15
7	Printing Services	9	217,568.62
8	Office Equipment	29	147,276.84
9	Cleaning services	3	115,535.27
10	Exhibition Services	3	106,407.68
Total number of orders & contracts raised during 2011:		89	3,807,043.33
		537	



Agency share by category of goods and services

Agency Market Share by Category of Goods Services

Goods & services procured by UN agency	Totals	ECLAC		ESCAP		ESCWA		FAO		IAEA	
	USD 1000	USD 1000	% of total	USD 1000	% of total	USD 1000	% of total	USD 1000	% of total	USD 1000	% of total
GOODS											
Agricultural & construction machinery and tools	35,085	6	0.0%		0.0%	0.03	0.0%	5,135	14.6%	104	0.3%
Agriculture & forestry products, incl. live animals	29,754	20	0.1%		0.0%		0.0%	7,474	25.1%		0.0%
Aircon, refriger. equip a.o. gen. purpose machinery	43,037	89	0.2%		0.0%	5	0.0%	196	0.5%	327	0.8%
Audio visual equipment	34,170	33	0.1%	74	0.2%	4	0.0%	1,447	4.2%		0.0%
Bags & footwear	2,688	8	0.3%		0.0%	13	0.5%		0.0%		0.0%
Chemicals, plastics, incl fertilizer & explosives	24,263	8	0.0%		0.0%		0.0%	18,737	77.2%	371	1.5%
Construction material, glass, ceramic, cement etc.	11,708	11	0.1%		0.0%		0.0%		0.0%		0.0%
Educational equipm., books/paper, office stationery	173,127	224	0.1%		0.0%	52	0.0%	1,004	0.6%	2,123	1.2%
Electric equipm, generators, boards, cables etc.	75,027	182	0.2%		0.0%	26	0.0%	472	0.6%	1,155	1.5%
Electronic Components	5,210		0.0%		0.0%	16	0.3%		0.0%	2,879	55.3%
Food & beverage products	270,629	3	0.0%		0.0%	7	0.0%	8,428	3.1%		0.0%
Furniture	73,969	372	0.5%		0.0%	47	0.1%	1,791	2.4%	428	0.6%
Industrial process & domestic machinery	14,967	33	0.2%		0.0%	39	0.3%	2,087	13.9%	370	2.5%
Ink, reagents, cleaning prod. a.o. chemical products	17,625	66	0.4%		0.0%		0.0%	105	0.6%		0.0%
Inorganic minerals, incl. sands, stones, asphalt	7,646	0.2	0.0%		0.0%		0.0%		0.0%		0.0%
Iron, steel prod./tools for construction, storage equipm.	67,998	64	0.1%		0.0%	4	0.0%	1,777	2.6%	214	0.3%
IT equipm. & software	318,923	1,048	0.3%	1,077	0.3%	649	0.2%	7,840	2.5%	26,021	8.2%
Medical/surgical, lab, meteo. & photo equipm.	991		0.0%		0.0%		0.0%		0.0%		0.0%
Medical/surgical, lab, meteo. & photo equipm.	327,697	26	0.0%		0.0%	38	0.0%	3,140	1.0%	33,457	10.2%
Motor vehicles, parts & other transport equipm.	266,656	43	0.0%	73	0.0%	29	0.0%	5,888	2.2%	439	0.2%
Musical instruments, sports equip, games, jewellery	3,149	0.4	0.0%		0.0%	0.01	0.0%		0.0%		0.0%
Office machinery	24,282	44	0.2%		0.0%	13	0.1%	35	0.1%	251	1.0%
Petroleum & fuel products	435,914	6	0.0%		0.0%		0.0%		0.0%		0.0%
Pharmaceuticals, vaccines, nutrition, contraceptives	2,051,452	11	0.0%		0.0%	21	0.0%	4,229	0.2%	82	0.0%
Prefabricated buildings	12,518	3	0.0%		0.0%		0.0%	11	0.1%		0.0%
Pumps, engines, alt. energy systems, lifting equipm	88,015	22	0.0%		0.0%	2	0.0%	1,981	2.3%	545	0.6%
Rubber & plastic: packing equip, tyres, tubes, PVC	29,288	32	0.1%		0.0%	0.2	0.0%	571	1.9%		0.0%
Security & safety equipm., incl. PPE	37,098	198	0.5%	210	0.6%	61	0.2%	415	1.1%	249	0.7%
Stationery articles, toolkits & training equipm.	11,849	61	0.5%		0.0%		0.0%	1	0.0%		0.0%
Telecom equipm., radio, satellite	77,363	61	0.1%		0.0%	138	0.2%	1,106	1.4%		0.0%
Textiles: Tents, blankets, bednets, clothes, shelter equipm.	241,501	179	0.1%		0.0%	29	0.0%	205	0.1%		0.0%
Wood, timber, crates, pallets etc.	9,928	14	0.1%		0.0%		0.0%		0.0%		0.0%
Other goods	16,682		0.0%		0.0%	152	0.9%		0.0%		0.0%
Total Goods	4,840,211	701	0.0%	210		380	0.0%	1,727		249	0.0%

Agency Market Share by Category of Goods Services

Goods & services procured by UN agency	Totals	ECLAC		ESCAP		ESCWA		FAO		IAEA	
	USD 1000	USD 1000	% of total	USD 1000	% of total	USD 1000	% of total	USD 1000	% of total	USD 1000	% of total
SERVICES											
Agriculture and forestry management	7,446	2	0.0%		0.0%		0.0%	800	10.7%		0.0%
Building, vehicle & machinery maintenance & repair	319,759	1,429	0.4%	487	0.2%	687	0.2%	17,061	5.3%	9,696	3.0%
Communication services	149,178	162	0.1%	194	0.1%	18	0.0%	3,318	2.2%	866	0.6%
Conference, workshop & training	135,898	61	0.0%		0.0%	29	0.0%	2,532	1.9%	1,293	1.0%
Construction, engineering a.o. technical services	1,020,325	7,371	0.7%	1,067	0.1%	383	0.0%	7,298	0.7%	18,230	1.8%
Education	22,390		0.0%		0.0%		0.0%		0.0%		0.0%
Environmental management & protection	60,735	2	0.0%		0.0%		0.0%	1,314	2.2%	2,489	4.1%
Financial services, fees, audit & insurance	96,805	33	0.0%		0.0%	3	0.0%	922	1.0%	62	0.1%
General management services/consultancy	77,588	68	0.1%		0.0%		0.0%	949	1.2%	728	0.9%
Health control, disease prevention, food supply	63,778	8	0.0%		0.0%		0.0%	27	0.0%	9	0.0%
HR, consultants and project management	567,717	0.1	0.0%	1,275	0.2%		0.0%		0.0%	968	0.2%
IT services, operations support	154,974	632	0.4%	208	0.1%	4	0.0%	9,604	6.2%	7,628	4.9%
Leasing, rental of premises, vehicles a.o. equipm.	276,562	1,213	0.4%	196	0.1%	35	0.0%	1,102	0.4%	1,725	0.6%
Legal services	16,757	6	0.0%		0.0%		0.0%		0.0%		0.0%
Logistics, storage, freight forwarding, charter	1,260,787	45	0.0%		0.0%	0.3	0.0%	9,881	0.8%	1,787	0.1%
Natural & energy resources development	13,470		0.0%		0.0%		0.0%	2,636	19.6%	557	4.1%
Printing & publishing services	6,835		0.0%	633	9.3%		0.0%		0.0%		0.0%
Product related services, marketing & distribution	59,926	604	1.0%		0.0%	90	0.1%	107	0.2%	488	0.8%
Public adm, human.assistance, disaster prevention, mine action	45,480	34	0.1%		0.0%	46	0.1%	109	0.2%		0.0%
Public utilities; water, electr. supply	143,364		0.0%		0.0%	23	0.0%	2	0.0%	35,378	24.7%
Research & development, quality control	35,783	3	0.0%		0.0%	2	0.0%	115	0.3%		0.0%
Security services	21,095	4	0.0%		0.0%		0.0%	1,151	5.5%	11,402	54.1%
Service industries, hotel & catering	113,885	60	0.1%		0.0%		0.0%	143	0.1%		0.0%
Social dev., welfare, child labour prev. culture & translation	49,274	388	0.8%	91	0.2%	88	0.2%		0.0%		0.0%
Technical studies	71,422	23	0.0%		0.0%	1	0.0%	7	0.0%	2	0.0%
Trade & business services	25,670	4	0.0%		0.0%		0.0%	562	2.2%	435	1.7%
Trade & import related services	82,242		0.0%		0.0%	22	0.0%	1,120	1.4%	15	0.0%
Travel services (incl. DSA)	4,238		0.0%		0.0%		0.0%	185	4.4%		0.0%
Urban, rural & regional development	330,774		0.0%		0.0%		0.0%	84	0.0%	349	0.1%
Other services	75,614	0.4	0.0%		0.0%		0.0%		0.0%		0.0%
Total Services	5,309,766	12,154	0.2%	4,151		1,428	0.0%	61,028		94,106	1.8%
Total: Goods & Services by agency	10,149,977	15,725	0.2%	5,795	0.1%	3,154	0.0%	136,831	1.3%	163,370	1.6%
UN Grand total*	14,276,036										

*The UN grand total is not the total of the values listed in the above column. Data by category was not available from all submitting agencies.

Agency Market Share by Category of Goods Services

Goods & services procured by UN agency	Totals	IFAD		ILO		ITC		OPCW		PAHO	
	USD 1000	USD 1000	% of total	USD 1000	% of total	USD 1000	% of total	USD 1000	% of total	USD 1000	% of total
GOODS											
Agricultural & construction machinery and tools	35,085		0.0%	672	1.9%	59	0.2%		0.0%		0.0%
Agriculture & forestry products, incl. live animals	29,754		0.0%		0.0%	3	0.0%		0.0%		0.0%
Aircon, refriger. equip a.o. gen. purpose machinery	43,037	1	0.0%	99	0.2%	2	0.0%		0.0%		0.0%
Audio visual equipment	34,170		0.0%	479	1.4%	19	0.1%		0.0%		0.0%
Bags & footwear	2,688		0.0%		0.0%		0.0%		0.0%		0.0%
Chemicals, plastics, incl fertilizer & explosives	24,263		0.0%		0.0%		0.0%		0.0%		0.0%
Construction material, glass, ceramic, cement etc.	11,708		0.0%		0.0%		0.0%		0.0%		0.0%
Educational equipm., books/paper, office stationery	173,127		0.0%	734	0.4%	75	0.0%		0.0%		0.0%
Electric equipm, generators, boards, cables etc.	75,027		0.0%	45	0.1%		0.0%	34	0.0%		0.0%
Electronic Components	5,210		0.0%		0.0%		0.0%		0.0%		0.0%
Food & beverage products	270,629		0.0%		0.0%		0.0%		0.0%		0.0%
Furniture	73,969	206	0.3%	468	0.6%	178	0.2%		0.0%		0.0%
Industrial process & domestic machinery	14,967		0.0%	201	1.3%	17	0.1%		0.0%		0.0%
Ink, reagents, cleaning prod. a.o. chemical products	17,625		0.0%	4	0.0%		0.0%		0.0%		0.0%
Inorganic minerals, incl. sands, stones, asphalt	7,646		0.0%	537	7.0%	9	0.1%		0.0%		0.0%
Iron, steel prod./tools for construction, storage equipm.	67,998		0.0%	109	0.2%	3	0.0%		0.0%		0.0%
IT equipm. & software	318,923	443	0.1%	7,166	2.2%	540	0.2%	289	0.1%	2,174	0.7%
Medical/surgical, lab, meteo. & photo equipm.	991		0.0%		0.0%		0.0%		0.0%		0.0%
Medical/surgical, lab, meteo. & photo equipm.	327,697	2	0.0%	319	0.1%		0.0%	482	0.1%	23,686	7.2%
Motor vehicles, parts & other transport equipm.	266,656		0.0%	1,206	0.5%	10	0.0%		0.0%	434	0.2%
Musical instruments, sports equip, games, jewellery	3,149	7	0.2%		0.0%		0.0%		0.0%		0.0%
Office machinery	24,282		0.0%	601	2.5%	15	0.1%		0.0%		0.0%
Petroleum & fuel products	435,914		0.0%	1	0.0%	2	0.0%	29	0.0%		0.0%
Pharmaceuticals, vaccines, nutrition, contraceptives	2,051,452		0.0%		0.0%		0.0%		0.0%	436,747	21.3%
Prefabricated buildings	12,518		0.0%		0.0%		0.0%		0.0%		0.0%
Pumps, engines, alt. energy systems, lifting equipm	88,015		0.0%	14	0.0%		0.0%		0.0%		0.0%
Rubber & plastic: packing equip, tyres, tubes, PVC	29,288		0.0%	6	0.0%		0.0%		0.0%		0.0%
Security & safety equipm., incl. PPE	37,098		0.0%	54	0.1%	171	0.5%	40	0.1%		0.0%
Stationery articles, toolkits & training equipm.	11,849	199	1.7%	1,356	11.4%	90	0.8%		0.0%		0.0%
Telecom equipm., radio, satellite	77,363	129	0.2%	184	0.2%	21	0.0%		0.0%		0.0%
Textiles: Tents, blankets, bednets, clothes, shelter equipm.	241,501		0.0%	24	0.0%		0.0%		0.0%		0.0%
Wood, timber, crates, pallets etc.	9,928		0.0%	5	0.0%		0.0%		0.0%		0.0%
Other goods	16,682		0.0%		0.0%		0.0%		0.0%		0.0%
Total Goods	4,840,211	327	0.0%	1,622		282	0.0%	40		-	0.0%

Agency Market Share by Category of Goods Services

Goods & services procured by UN agency	Totals	IFAD		ILO		ITC		OPCW		PAHO	
	USD 1000	USD 1000	% of total	USD 1000	% of total	USD 1000	% of total	USD 1000	% of total	USD 1000	% of total
SERVICES											
Agriculture and forestry management	7,446		0.0%		0.0%		0.0%		0.0%		0.0%
Building, vehicle & machinery maintenance & repair	319,759	2,922	0.9%	6,476	2.0%	582	0.2%	323	0.1%		0.0%
Communication services	149,178	2,144	1.4%	1,203	0.8%	498	0.3%	520	0.3%		0.0%
Conference, workshop & training	135,898	1,746	1.3%	15,024	11.1%	2,082	1.5%	393	0.3%		0.0%
Construction, engineering a.o. technical services	1,020,325		0.0%	27	0.0%	32	0.0%		0.0%	4,148	0.4%
Education	22,390		0.0%		0.0%		0.0%		0.0%		0.0%
Environmental management & protection	60,735	11	0.0%		0.0%		0.0%		0.0%		0.0%
Financial services, fees, audit & insurance	96,805	5,773	6.0%	1,047	1.1%	18	0.0%	188	0.2%		0.0%
General management services/consultancy	77,588	416	0.5%	1,320	1.7%		0.0%		0.0%		0.0%
Health control, disease prevention, food supply	63,778	300	0.5%		0.0%		0.0%	80	0.1%		0.0%
HR, consultants and project management	567,717	179	0.0%	2,503	0.4%	61	0.0%		0.0%		0.0%
IT services, operations support	154,974	7,134	4.6%	4,880	3.1%	1,098	0.7%	354	0.2%	1,027	0.7%
Leasing, rental of premises, vehicles a.o. equipm.	276,562	9,324	3.4%	1,902	0.7%	1,878	0.7%	2,997	1.1%	1,160	0.4%
Legal services	16,757	111	0.7%	20	0.1%		0.0%		0.0%		0.0%
Logistics, storage, freight forwarding, charter	1,260,787	471	0.0%	891	0.1%	13	0.0%	280	0.0%	255	0.0%
Natural & energy resources development	13,470		0.0%		0.0%		0.0%		0.0%		0.0%
Printing & publishing services	6,835		0.0%		0.0%		0.0%		0.0%		0.0%
Product related services, marketing & distribution	59,926	1,413	2.4%	4,014	6.7%	278	0.5%		0.0%	977	1.6%
Public adm, human assistance, disaster prevention, mine action	45,480	251	0.6%	1,125	2.5%		0.0%	54	0.1%		0.0%
Public utilities; water, electr. supply	143,364		0.0%	7,188	5.0%		0.0%		0.0%		0.0%
Research & development, quality control	35,783	1,792	5.0%	2,591	7.2%	262	0.7%	323	0.9%		0.0%
Security services	21,095		0.0%	9	0.0%	67	0.3%		0.0%		0.0%
Service industries, hotel & catering	113,885	1,072	0.9%	416	0.4%		0.0%	78	0.1%	198	0.2%
Social dev., welfare, child labour prev. culture & translation	49,274	676	1.4%	170	0.3%	22	0.0%		0.0%		0.0%
Technical studies	71,422	115	0.2%	12,160	17.0%	192	0.3%		0.0%		0.0%
Trade & business services	25,670		0.0%	7,005	27.3%		0.0%		0.0%		0.0%
Trade & import related services	82,242	63	0.1%	27	0.0%	5	0.0%	35	0.0%	2,620	3.2%
Travel services (incl. DSA)	4,238	1	0.0%		0.0%		0.0%		0.0%		0.0%
Urban, rural & regional development	330,774		0.0%	9,212	2.8%	4,642	1.4%		0.0%	228	0.1%
Other services	75,614	10,655	14.1%		0.0%		0.0%		0.0%		0.0%
Total Services	5,309,766	46,568	0.9%	79,207		11,729	0.2%	5,624		10,614	0.2%
Total: Goods & Services by agency	10,149,977	47,882	0.5%	95,113	0.9%	13,227	0.1%	6,538	0.1%	473,656	4.7%
UN Grand total*	14,276,036										

*The UN grand total is not the total of the values listed in the

Agency Market Share by Category of Goods Services

Goods & services procured by UN agency	Totals	UNDP		UNECA		UNESCO		UNFPA		UNHCR	
	USD 1000	USD 1000	% of total	USD 1000	% of total	USD 1000	% of total	USD 1000	% of total	USD 1000	% of total
GOODS											
Agricultural & construction machinery and tools	35,085	10,349	29.5%		0.0%		0.0%		0.0%		0.0%
Agriculture & forestry products, incl. live animals	29,754	6,027	20.3%		0.0%		0.0%		0.0%		0.0%
Aircon, refriger. equip a.o. gen. purpose machinery	43,037	950	2.2%		0.0%	717	1.7%	204	0.5%		0.0%
Audio visual equipment	34,170	21,779	63.7%		0.0%	1,128	3.3%	638	1.9%		0.0%
Bags & footwear	2,688	656	24.4%		0.0%		0.0%		0.0%		0.0%
Chemicals, plastics, incl fertilizer & explosives	24,263	2,130	8.8%		0.0%	20	0.1%		0.0%		0.0%
Construction material, glass, ceramic, cement etc.	11,708	1,163	9.9%		0.0%		0.0%		0.0%		0.0%
Educational equipm., books/paper, office stationery	173,127	7,432	4.3%	238	0.1%	2,700	1.6%	5,458	3.2%		0.0%
Electric equipm, generators, boards, cables etc.	75,027	11,928	15.9%	6,054	8.1%	483	0.6%	1,577	2.1%		0.0%
Electronic Components	5,210	655	12.6%		0.0%		0.0%		0.0%		0.0%
Food & beverage products	270,629	1,099	0.4%		0.0%		0.0%		0.0%		0.0%
Furniture	73,969	162	0.2%	364	0.5%	1,113	1.5%	4,408	6.0%		0.0%
Industrial process & domestic machinery	14,967	1,178	7.9%	81	0.5%	96	0.6%		0.0%		0.0%
Ink, reagents, cleaning prod. a.o. chemical products	17,625	166	0.9%		0.0%	38	0.2%	769	4.4%		0.0%
Inorganic minerals, incl. sands, stones, asphalt	7,646	916	12.0%		0.0%		0.0%		0.0%		0.0%
Iron, steel prod./tools for construction, storage equipm.	67,998	15,316	22.5%		0.0%	58	0.1%		0.0%	11,990	17.6%
IT equipm. & software	318,923	44,369	13.9%	3,730	1.2%	3,364	1.1%	11,090	3.5%		0.0%
Medical/surgical, lab, meteo. & photo equipm.	991		0.0%		0.0%		0.0%	991	#####		0.0%
Medical/surgical, lab, meteo. & photo equipm.	327,697	54,921	16.8%	1,401	0.4%	204	0.1%	20,619	6.3%		0.0%
Motor vehicles, parts & other transport equipm.	266,656	49,084	18.4%	859	0.3%	1,004	0.4%	12,683	4.8%	4,380	1.6%
Musical instruments, sports equip, games, jewellery	3,149	460	14.6%		0.0%	5.8	0.2%		0.0%		0.0%
Office machinery	24,282	14,039	57.8%	614	2.5%	564	2.3%	592	2.4%		0.0%
Petroleum & fuel products	435,914	7,605	1.7%	42	0.0%	114	0.0%	139	0.0%	25,313	5.8%
Pharmaceuticals, vaccines, nutrition, contraceptives	2,051,452	85,507	4.2%	555	0.0%	12	0.0%	87,604	4.3%		0.0%
Prefabricated buildings	12,518	1,022	8.2%		0.0%	6	0.0%	173	1.4%		0.0%
Pumps, engines, alt. energy systems, lifting equipm	88,015	1,271	1.4%	263	0.3%	87	0.1%		0.0%		0.0%
Rubber & plastic: packing equip, tyres, tubes, PVC	29,288	231	0.8%		0.0%		0.0%		0.0%		0.0%
Security & safety equipm., incl. PPE	37,098	7,861	21.2%	600	1.6%	393	1.1%	684	1.8%		0.0%
Stationery articles, toolkits & training equipm.	11,849	540	4.6%	1,077	9.1%	735	6.2%		0.0%		0.0%
Telecom equipm., radio, satellite	77,363	9,233	11.9%	919	1.2%	253	0.3%	1,207	1.6%		0.0%
Textiles: Tents, blankets, bednets, clothes, shelter equipm.	241,501	8,589	3.6%	442	0.2%	41	0.0%		0.0%	63,259	26.2%
Wood, timber, crates, pallets etc.	9,928	654	6.6%		0.0%		0.0%		0.0%		0.0%
Other goods	16,682	633	3.8%		0.0%	94	0.6%		0.0%		0.0%
Total Goods	4,840,211	27,510	0.6%	3,038		1,516	0.0%	1,892		63,259	1.3%

Agency Market Share by Category of Goods Services

Goods & services procured by UN agency	Totals	UNDP		UNECA		UNESCO		UNFPA		UNHCR	
	USD 1000	USD 1000	% of total	USD 1000	% of total	USD 1000	% of total	USD 1000	% of total	USD 1000	% of total
SERVICES											
Agriculture and forestry management	7,446	3,447	46.3%		0.0%		0.0%		0.0%		0.0%
Building, vehicle & machinery maintenance & repair	319,759	30,229	9.5%	200	0.1%	4,655	1.5%	2,718	0.9%	10,273	3.2%
Communication services	149,178	22,937	15.4%		0.0%	1,978	1.3%	3,180	2.1%	20,217	13.6%
Conference, workshop & training	135,898	53,442	39.3%	55	0.0%	16,266	12.0%	18,865	13.9%		0.0%
Construction, engineering a.o. technical services	1,020,325	123,835	12.1%	2,988	0.3%	3,927	0.4%	11,389	1.1%	8,340	0.8%
Education	22,390	12,410	55.4%		0.0%	8,097	36.2%	887	4.0%		0.0%
Environmental management & protection	60,735	10,544	17.4%		0.0%	2,647	4.4%		0.0%		0.0%
Financial services, fees, audit & insurance	96,805	31,283	32.3%	531	0.5%	2,710	2.8%	4,477	4.6%		0.0%
General management services/consultancy	77,588	30,479	39.3%		0.0%	1,251	1.6%	260	0.3%		0.0%
Health control, disease prevention, food supply	63,778	8,587	13.5%		0.0%	43	0.1%		0.0%	6,837	10.7%
HR, consultants and project management	567,717	466,375	82.1%	990	0.2%	13,657	2.4%	57,997	10.2%		0.0%
IT services, operations support	154,974	27,290	17.6%		0.0%	2,133	1.4%	3,788	2.4%	13,052	8.4%
Leasing, rental of premises, vehicles a.o. equipm.	276,562	60,937	22.0%		0.0%	5,564	2.0%	11,661	4.2%	18,073	6.5%
Legal services	16,757	4,830	28.8%		0.0%		0.0%	63	0.4%		0.0%
Logistics, storage, freight forwarding, charter	1,260,787	30,552	2.4%	172	0.0%	1,381	0.1%	11,325	0.9%	57,856	4.6%
Natural & energy resources development	13,470	3,058	22.7%	178	1.3%		0.0%		0.0%		0.0%
Printing & publishing services	6,835	1,533	22.4%		0.0%	103	1.5%		0.0%		0.0%
Product related services, marketing & distribution	59,926	20,730	34.6%	267	0.4%	1,429	2.4%	13,987	23.3%		0.0%
Public adm, human.assistance, disaster prevention, mine action	45,480	15,175	33.4%		0.0%	7,464	16.4%	2,039	4.5%		0.0%
Public utilities; water, electr. supply	143,364	10,769	7.5%		0.0%	295	0.2%		0.0%		0.0%
Research & development, quality control	35,783	5,154	14.4%		0.0%	802	2.2%	2,388	6.7%		0.0%
Security services	21,095	1,846	8.7%		0.0%	44	0.2%	577	2.7%		0.0%
Service industries, hotel & catering	113,885	62,095	54.5%		0.0%	978	0.9%	2,152	1.9%	18,048	15.8%
Social dev., welfare, child labour prev. culture & translation	49,274	10,988	22.3%		0.0%	97	0.2%	3,695	7.5%		0.0%
Technical studies	71,422	22,668	31.7%		0.0%	9,705	13.6%	746	1.0%		0.0%
Trade & business services	25,670	14,385	56.0%		0.0%		0.0%		0.0%		0.0%
Trade & import related services	82,242	39,331	47.8%		0.0%	2,916	3.5%	13,451	16.4%		0.0%
Travel services (incl. DSA)	4,238	392	9.2%		0.0%		0.0%		0.0%		0.0%
Urban, rural & regional development	330,774	156,836	47.4%	5	0.0%	4,296	1.3%	47,836	14.5%		0.0%
Other services	75,614	16,852	22.3%		0.0%		0.0%	35	0.0%		0.0%
Total Services	5,309,766	1,298,989	24.5%	5,387		92,439	1.7%	213,517		152,696	2.9%
Total: Goods & Services by agency	10,149,977	1,694,422	16.7%	25,666	0.3%	107,182	1.1%	364,247	3.6%	320,897	3.2%
UN Grand total*	14,276,036										

*The UN grand total is not the total of the values listed in the

Agency Market Share by Category of Goods Services

Goods & services procured by UN agency	Totals	UNICEF		UNIDO		UNOG		UNOPS	
	USD 1000	USD 1000	% of total	USD 1000	% of total	USD 1000	% of total	USD 1000	% of total
GOODS									
Agricultural & construction machinery and tools	35,085		0.0%	2,261	6.4%	172	0.5%	10,800	30.8%
Agriculture & forestry products, incl. live animals	29,754	989	3.3%		0.0%	31	0.1%	368	1.2%
Aircon, refriger. equip a.o. gen. purpose machinery	43,037	18,778	43.6%	1,646	3.8%	231	0.5%	1,695	3.9%
Audio visual equipment	34,170		0.0%	78	0.2%	111	0.3%	4,244	12.4%
Bags & footwear	2,688		0.0%	145	5.4%	6	0.2%	104	3.9%
Chemicals, plastics, incl fertilizer & explosives	24,263		0.0%	881	3.6%	22	0.1%	614	2.5%
Construction material, glass, ceramic, cement etc.	11,708		0.0%	125	1.1%	7	0.1%	1,940	16.6%
Educational equipm., books/paper, office stationery	173,127	105,557	61.0%	338	0.2%	1,733	1.0%	25,907	15.0%
Electric equipm, generators, boards, cables etc.	75,027		0.0%	1,324	1.8%	1,282	1.7%	5,836	7.8%
Electronic Components	5,210		0.0%		0.0%	10	0.2%	76	1.5%
Food & beverage products	270,629		0.0%	33	0.0%	1	0.0%	78	0.0%
Furniture	73,969		0.0%	246	0.3%	2,408	3.3%	10,754	14.5%
Industrial process & domestic machinery	14,967		0.0%	3,008	20.1%	375	2.5%	1,749	11.7%
Ink, reagents, cleaning prod. a.o. chemical products	17,625		0.0%	179	1.0%	54	0.3%	314	1.8%
Inorganic minerals, incl. sands, stones, asphalt	7,646		0.0%		0.0%	21.0	0.3%	906	11.9%
Iron, steel prod./tools for construction, storage equipm.	67,998		0.0%	1,847	2.7%	849	1.2%	4,054	6.0%
IT equipm. & software	318,923	48,777	15.3%	466	0.1%	7,256	2.3%	51,060	16.0%
Medical/surgical, lab, meteo. & photo equipm.	991		0.0%		0.0%		0.0%		0.0%
Medical/surgical, lab, meteo. & photo equipm.	327,697	97,344	29.7%	8,563	2.6%	270	0.1%	60,911	18.6%
Motor vehicles, parts & other transport equipm.	266,656	30,902	11.6%	791	0.3%	5,808	2.2%	82,913	31.1%
Musical instruments, sports equip, games, jewellery	3,149		0.0%		0.0%		0.0%	728	23.1%
Office machinery	24,282		0.0%	57	0.2%	104	0.4%	4,562	18.8%
Petroleum & fuel products	435,914	9,378	2.2%		0.0%	161	0.0%	3,338	0.8%
Pharmaceuticals, vaccines, nutrition, contraceptives	2,051,452	1,399,349	68.2%		0.0%	97	0.0%	15,509	0.8%
Prefabricated buildings	12,518		0.0%	1,224	9.8%		0.0%	281	2.2%
Pumps, engines, alt. energy systems, lifting equipm	88,015	69,796	79.3%	2,914	3.3%	78	0.1%	2,912	3.3%
Rubber & plastic: packing equip, tyres, tubes, PVC	29,288		0.0%	667	2.3%	357	1.2%	1,380	4.7%
Security & safety equipm., incl. PPE	37,098		0.0%		0.0%	247	0.7%	2,206	5.9%
Stationery articles, toolkits & training equipm.	11,849	613	5.2%		0.0%	229	1.9%	208	1.8%
Telecom equipm., radio, satellite	77,363	6,081	7.9%	1	0.0%	1,340	1.7%	10,847	14.0%
Textiles: Tents, blankets, bednets, clothes, shelter equipm.	241,501	144,960	60.0%	40	0.0%	838	0.3%	10,098	4.2%
Wood, timber, crates, pallets etc.	9,928	4,001	40.3%	25	0.3%	16	0.2%	1,898	19.1%
Other goods	16,682	15,802	94.7%		0.0%		0.0%		0.0%
Total Goods	4,840,211	171,458	3.5%	66		2,670	0.1%	25,257	

Agency Market Share by Category of Goods Services

Goods & services procured by UN agency	Totals	UNICEF		UNIDO		UNOG		UNOPS	
	USD 1000	USD 1000	% of total	USD 1000	% of total	USD 1000	% of total	USD 1000	% of total
SERVICES									
Agriculture and forestry management	7,446		0.0%	851	11.4%	7	0.1%	936	12.6%
Building, vehicle & machinery maintenance & repair	319,759		0.0%	1,293	0.4%	15,105	4.7%	10,694	3.3%
Communication services	149,178		0.0%	185	0.1%	3,858	2.6%	8,194	5.5%
Conference, workshop & training	135,898		0.0%	1,731	1.3%	627	0.5%	6,511	4.8%
Construction, engineering a.o. technical services	1,020,325	96,118	9.4%	2,412	0.2%	7,455	0.7%	233,326	22.9%
Education	22,390		0.0%	604	2.7%		0.0%	256	1.1%
Environmental management & protection	60,735		0.0%	20,395	33.6%	430	0.7%	14,207	23.4%
Financial services, fees, audit & insurance	96,805		0.0%	794	0.8%	1,243	1.3%	4,821	5.0%
General management services/consultancy	77,588		0.0%	712	0.9%	2,323	3.0%	6,686	8.6%
Health control, disease prevention, food supply	63,778		0.0%	211	0.3%	243	0.4%	881	1.4%
HR, consultants and project management	567,717		0.0%	762	0.1%	465	0.1%	10,908	1.9%
IT services, operations support	154,974		0.0%	1,107	0.7%	7,155	4.6%	4,094	2.6%
Leasing, rental of premises, vehicles a.o. equipm.	276,562		0.0%	278	0.1%	1	0.0%	16,828	6.1%
Legal services	16,757		0.0%	2,100	12.5%	344	2.1%	2,568	15.3%
Logistics, storage, freight forwarding, charter	1,260,787	105,128	8.3%	827	0.1%	203	0.0%	13,414	1.1%
Natural & energy resources development	13,470		0.0%	2,347	17.4%	12	0.1%	2,648	19.7%
Printing & publishing services	6,835		0.0%		0.0%		0.0%		0.0%
Product related services, marketing & distribution	59,926		0.0%	148	0.2%	955	1.6%	1,484	2.5%
Public adm, human.assistance, disaster prevention, mine action	45,480		0.0%	5,948	13.1%	3,306	7.3%	1,972	4.3%
Public utilities; water, electr. supply	143,364		0.0%	898	0.6%	73	0.1%	83,295	58.1%
Research & development, quality control	35,783		0.0%	2	0.0%	20	0.1%	1,024	2.9%
Security services	21,095		0.0%	655	3.1%	30	0.1%	975	4.6%
Service industries, hotel & catering	113,885		0.0%	5	0.0%	19	0.0%	1,460	1.3%
Social dev., welfare, child labour prev. culture & translation	49,274		0.0%	139	0.3%	13,917	28.2%	3,184	6.5%
Technical studies	71,422		0.0%	318	0.4%	791	1.1%	1,381	1.9%
Trade & business services	25,670		0.0%	477	1.9%	72	0.3%	1,682	6.6%
Trade & import related services	82,242		0.0%	10,520	12.8%	220	0.3%	5,582	6.8%
Travel services (incl. DSA)	4,238		0.0%	2,921	68.9%	35	0.8%	284	6.7%
Urban, rural & regional development	330,774		0.0%	463	0.1%	27,193	8.2%	19,322	5.8%
Other services	75,614		0.0%	51	0.1%		0.0%	1,345	1.8%
Total Services	5,309,766	201,246	3.8%	59,154		86,103	1.6%	459,962	
Total: Goods & Services by agency	10,149,977	2,325,032	22.9%	86,078	0.8%	112,888	1.1%	803,510	7.9%
UN Grand total*	14,276,036								

*The UN grand total is not the total of the values listed in the

Agency Market Share by Category of Goods Services

Goods & services procured by UN agency	Totals	UNOV		UNPD		UNU		UNV	
	USD 1000	USD 1000	% of total	USD 1000	% of total	USD 1000	% of total	USD 1000	% of total
GOODS									
Agricultural & construction machinery and tools	35,085	11	0.0%	5,094	14.5%		0.0%		0.0%
Agriculture & forestry products, incl. live animals	29,754		0.0%	691	2.3%		0.0%		0.0%
Aircon, refriger. equip a.o. gen. purpose machinery	43,037		0.0%	17,267	40.1%		0.0%		0.0%
Audio visual equipment	34,170	2	0.0%	3,827	11.2%		0.0%		0.0%
Bags & footwear	2,688		0.0%	864	32.2%		0.0%		0.0%
Chemicals, plastics, incl fertilizer & explosives	24,263		0.0%	872	3.6%		0.0%		0.0%
Construction material, glass, ceramic, cement etc.	11,708		0.0%	5,199	44.4%		0.0%		0.0%
Educational equipm., books/paper, office stationery	173,127	194	0.1%	12,850	7.4%	4	0.0%	6	0.0%
Electric equipm, generators, boards, cables etc.	75,027	237	0.3%	43,032	57.4%		0.0%		0.0%
Electronic Components	5,210		0.0%	1,564	30.0%		0.0%		0.0%
Food & beverage products	270,629	6	0.0%	196,799	72.7%		0.0%		0.0%
Furniture	73,969	128	0.2%	46,888	63.4%	5	0.0%	41	0.1%
Industrial process & domestic machinery	14,967	57	0.4%	4,867	32.5%		0.0%		0.0%
Ink, reagents, cleaning prod. a.o. chemical products	17,625		0.0%	14,810	84.0%		0.0%		0.0%
Inorganic minerals, incl. sands, stones, asphalt	7,646		0.0%	4,433	58.0%	13.8	0.2%		0.0%
Iron, steel prod./tools for construction, storage equipm.	67,998	23	0.0%	28,851	42.4%		0.0%		0.0%
IT equipm. & software	318,923	2,639	0.8%	87,793	27.5%		0.0%	707	0.2%
Medical/surgical, lab, meteo. & photo equipm.	991		0.0%	0.0%	0.0%		0.0%		0.0%
Medical/surgical, lab, meteo. & photo equipm.	327,697	260	0.1%	14,147	4.3%		0.0%	87	0.0%
Motor vehicles, parts & other transport equipm.	266,656	161	0.1%	67,201	25.2%		0.0%		0.0%
Musical instruments, sports equip, games, jewellery	3,149		0.0%	1,230	39.1%		0.0%		0.0%
Office machinery	24,282	253	1.0%	1,338	5.5%		0.0%		0.0%
Petroleum & fuel products	435,914		0.0%	383,860	88.1%		0.0%		0.0%
Pharmaceuticals, vaccines, nutrition, contraceptives	2,051,452		0.0%	3,975	0.2%		0.0%		0.0%
Prefabricated buildings	12,518		0.0%	9,478	75.7%		0.0%		0.0%
Pumps, engines, alt. energy systems, lifting equipm	88,015		0.0%	7,103	8.1%		0.0%		0.0%
Rubber & plastic: packing equip, tyres, tubes, PVC	29,288	70	0.2%	25,197	86.0%		0.0%		0.0%
Security & safety equipm., incl. PPE	37,098	461	1.2%	22,659	61.1%		0.0%	27	0.1%
Stationery articles, toolkits & training equipm.	11,849		0.0%	5,293	44.7%		0.0%		0.0%
Telecom equipm., radio, satellite	77,363	488	0.6%	44,778	57.9%		0.0%		0.0%
Textiles: Tents, blankets, bednets, clothes, shelter equipm.	241,501	49	0.0%	9,462	3.9%		0.0%		0.0%
Wood, timber, crates, pallets etc.	9,928	87	0.9%	2,778	28.0%		0.0%		0.0%
Other goods	16,682		0.0%		0.0%		0.0%		0.0%
Total Goods	4,840,211	1,085	0.0%	84,969		-	0.0%	27	

Agency Market Share by Category of Goods Services

Goods & services procured by UN agency	Totals	UNOV		UNPD		UNU		UNV	
	USD 1000	USD 1000	% of total	USD 1000	% of total	USD 1000	% of total	USD 1000	% of total
SERVICES									
Agriculture and forestry management	7,446		0.0%	1,401	18.8%		0.0%		0.0%
Building, vehicle & machinery maintenance & repair	319,759	646	0.2%	115,146	36.0%	51	0.0%	19	0.0%
Communication services	149,178	726	0.5%	76,931	51.6%	10	0.0%	487	0.3%
Conference, workshop & training	135,898	913	0.7%	8,854	6.5%		0.0%	164	0.1%
Construction, engineering a.o. technical services	1,020,325	973	0.1%	440,194	43.1%		0.0%	11	0.0%
Education	22,390		0.0%	135	0.6%		0.0%		0.0%
Environmental management & protection	60,735	850	1.4%	7,729	12.7%		0.0%		0.0%
Financial services, fees, audit & insurance	96,805	25	0.0%	19,831	20.5%	19	0.0%	7,608	7.9%
General management services/consultancy	77,588		0.0%	18,380	23.7%		0.0%		0.0%
Health control, disease prevention, food supply	63,778	251	0.4%	41,005	64.3%	0	0.0%		0.0%
HR, consultants and project management	567,717	19	0.0%	10,032	1.8%	15	0.0%	1,468	0.3%
IT services, operations support	154,974	314	0.2%	52,523	33.9%	20	0.0%	125	0.1%
Leasing, rental of premises, vehicles a.o. equipm.	276,562	85	0.0%	125,222	45.3%		0.0%	241	0.1%
Legal services	16,757	494	2.9%	6,195	37.0%	15	0.1%		0.0%
Logistics, storage, freight forwarding, charter	1,260,787	167	0.0%	1,025,378	81.3%	2	0.0%		0.0%
Natural & energy resources development	13,470		0.0%	2,033	15.1%		0.0%		0.0%
Printing & publishing services	6,835		0.0%		0.0%		0.0%		0.0%
Product related services, marketing & distribution	59,926	767	1.3%	11,324	18.9%	6	0.0%	267	0.4%
Public adm, human.assistance, disaster prevention, mine action	45,480	100	0.2%	4,080	9.0%		0.0%	119	0.3%
Public utilities; water, electr. supply	143,364	3	0.0%	4,154	2.9%		0.0%		0.0%
Research & development, quality control	35,783		0.0%	17,506	48.9%		0.0%		0.0%
Security services	21,095		0.0%	4,335	20.5%		0.0%		0.0%
Service industries, hotel & catering	113,885	93	0.1%	23,486	20.6%		0.0%	2,415	2.1%
Social dev., welfare, child labour prev. culture & translation	49,274	315	0.6%	14,294	29.0%	12	0.0%	165	0.3%
Technical studies	71,422	407	0.6%	3,434	4.8%	948	1.3%		0.0%
Trade & business services	25,670		0.0%	1,049	4.1%		0.0%		0.0%
Trade & import related services	82,242	22	0.0%	5,407	6.6%		0.0%		0.0%
Travel services (incl. DSA)	4,238		0.0%	314	7.4%		0.0%		0.0%
Urban, rural & regional development	330,774		0.0%	57,393	17.4%	2	0.0%	2,049	0.6%
Other services	75,614	1	0.0%	1,784	2.4%		0.0%		0.0%
Total Services	5,309,766	7,171	0.1%	2,099,546		1,102	0.0%	15,137	
Total: Goods & Services by agency	10,149,977	13,382	0.1%	3,258,715	32.1%	1,125	0.0%	16,032	0.2%
UN Grand total*	14,276,036								

*The UN grand total is not the total of the values listed in the

Agency Market Share by Category of Goods Services

Goods & services procured by UN agency	Totals	UNWRA		WIPO		WMO		WTO	
	USD 1000	USD 1000	% of total	USD 1000	% of total	USD 1000	% of total	USD 1000	% of total
GOODS									
Agricultural & construction machinery and tools	35,085	423	1.2%		0.0%		0.0%		0.0%
Agriculture & forestry products, incl. live animals	29,754	14,151	47.6%		0.0%		0.0%		0.0%
Aircon, refriger. equip a.o. gen. purpose machinery	43,037	591	1.4%	4	0.0%	235	0.5%		0.0%
Audio visual equipment	34,170	285	0.8%	14	0.0%	9	0.0%		0.0%
Bags & footwear	2,688	892	33.2%		0.0%		0.0%		0.0%
Chemicals, plastics, incl fertilizer & explosives	24,263	607	2.5%		0.0%		0.0%		0.0%
Construction material, glass, ceramic, cement etc.	11,708	1,172	10.0%	2,092	17.9%		0.0%		0.0%
Educational equipm., books/paper, office stationery	173,127	5,455	3.2%	937	0.5%	106	0.1%		0.0%
Electric equipm, generators, boards, cables etc.	75,027	1,333	1.8%		0.0%	26	0.0%		0.0%
Electronic Components	5,210	10	0.2%		0.0%		0.0%		0.0%
Food & beverage products	270,629	64,174	23.7%		0.0%		0.0%		0.0%
Furniture	73,969	2,644	3.6%	1,169	1.6%	149	0.2%		0.0%
Industrial process & domestic machinery	14,967	604	4.0%	179	1.2%	27	0.2%		0.0%
Ink, reagents, cleaning prod. a.o. chemical products	17,625	1,078	6.1%	39	0.2%	4	0.0%		0.0%
Inorganic minerals, incl. sands, stones, asphalt	7,646	807.1	10.6%		0.0%	1.8	0.0%		0.0%
Iron, steel prod./tools for construction, storage equipm.	67,998	2,838	4.2%		0.0%		0.0%		0.0%
IT equipm. & software	318,923	4,770	1.5%	4,440	1.4%	931	0.3%	284	0.1%
Medical/surgical, lab, meteo. & photo equipm.	991		0.0%		0.0%		0.0%		0.0%
Medical/surgical, lab, meteo. & photo equipm.	327,697	4,591	1.4%	15	0.0%	3,215	1.0%		0.0%
Motor vehicles, parts & other transport equipm.	266,656	2,502	0.9%	17	0.0%	228	0.1%		0.0%
Musical instruments, sports equip, games, jewellery	3,149	614.1	19.5%	104	3.3%		0.0%		0.0%
Office machinery	24,282	1,004	4.1%	47	0.2%	2	0.0%	147	0.6%
Petroleum & fuel products	435,914	5,925	1.4%		0.0%		0.0%		0.0%
Pharmaceuticals, vaccines, nutrition, contraceptives	2,051,452	17,752	0.9%		0.0%		0.0%		0.0%
Prefabricated buildings	12,518	320	2.6%		0.0%		0.0%		0.0%
Pumps, engines, alt. energy systems, lifting equipm	88,015	472	0.5%	554	0.6%		0.0%		0.0%
Rubber & plastic: packing equip, tyres, tubes, PVC	29,288	778	2.7%		0.0%		0.0%		0.0%
Security & safety equipm., incl. PPE	37,098	344	0.9%	218	0.6%		0.0%		0.0%
Stationery articles, toolkits & training equipm.	11,849	864	7.3%	551	4.6%	35	0.3%		0.0%
Telecom equipm., radio, satellite	77,363	490	0.6%	68	0.1%	17	0.0%		0.0%
Textiles: Tents, blankets, bednets, clothes, shelter equipm.	241,501	3,241	1.3%	18	0.0%	28	0.0%		0.0%
Wood, timber, crates, pallets etc.	9,928	450	4.5%		0.0%		0.0%		0.0%
Other goods	16,682		0.0%		0.0%		0.0%		0.0%
Total Goods	4,840,211	5,388	0.1%	855		80	0.0%	-	

Agency Market Share by Category of Goods Services

Goods & services procured by UN agency	Totals	UNWRA		WIPO		WMO		WTO	
	USD 1000	USD 1000	% of total	USD 1000	% of total	USD 1000	% of total	USD 1000	% of total
SERVICES									
Agriculture and forestry management	7,446		0.0%		0.0%		0.0%		0.0%
Building, vehicle & machinery maintenance & repair	319,759	19,141	6.0%	65,298	20.4%	4,628	1.4%		0.0%
Communication services	149,178	329	0.2%	946	0.6%	56	0.0%	223	0.1%
Conference, workshop & training	135,898	3,911	2.9%	1,167	0.9%	232	0.2%		0.0%
Construction, engineering a.o. technical services	1,020,325	50,801	5.0%		0.0%		0.0%		0.0%
Education	22,390		0.0%		0.0%		0.0%		0.0%
Environmental management & protection	60,735		0.0%	96	0.2%	21	0.0%		0.0%
Financial services, fees, audit & insurance	96,805	10,286	10.6%	4,983	5.1%	137	0.1%	10	0.0%
General management services/consultancy	77,588	1,219	1.6%	12,353	15.9%		0.0%	443	0.6%
Health control, disease prevention, food supply	63,778	3,987	6.3%	83	0.1%		0.0%	1,225	1.9%
HR, consultants and project management	567,717		0.0%	40	0.0%		0.0%		0.0%
IT services, operations support	154,974	1,242	0.8%	7,243	4.7%	2,322	1.5%		0.0%
Leasing, rental of premises, vehicles a.o. equipm.	276,562	3,221	1.2%	12,591	4.6%	328	0.1%		0.0%
Legal services	16,757		0.0%	11	0.1%		0.0%		0.0%
Logistics, storage, freight forwarding, charter	1,260,787	423	0.0%	83	0.0%	253	0.0%		0.0%
Natural & energy resources development	13,470		0.0%		0.0%		0.0%		0.0%
Printing & publishing services	6,835		0.0%	4,566	66.8%		0.0%		0.0%
Product related services, marketing & distribution	59,926	40	0.1%	24	0.0%	312	0.5%	218	0.4%
Public adm, human.assistance, disaster prevention, mine action	45,480	148	0.3%	3,260	7.2%	211	0.5%	39	0.1%
Public utilities; water, electr. supply	143,364	1,026	0.7%		0.0%	261	0.2%		0.0%
Research & development, quality control	35,783	16	0.0%	3,092	8.6%	583	1.6%	107	0.3%
Security services	21,095		0.0%		0.0%		0.0%		0.0%
Service industries, hotel & catering	113,885		0.0%	511	0.4%	424	0.4%	232	0.2%
Social dev., welfare, child labour prev. culture & translation	49,274		0.0%	300	0.6%	733	1.5%		0.0%
Technical studies	71,422	27	0.0%	18,357	25.7%	139	0.2%		0.0%
Trade & business services	25,670		0.0%		0.0%		0.0%		0.0%
Trade & import related services	82,242	39	0.0%	662	0.8%	70	0.1%	116	0.1%
Travel services (incl. DSA)	4,238		0.0%		0.0%		0.0%	106	2.5%
Urban, rural & regional development	330,774	49	0.0%		0.0%		0.0%	812	0.2%
Other services	75,614	44,892	59.4%		0.0%		0.0%		0.0%
Total Services	5,309,766	140,797	2.7%	135,667		10,711	0.2%	3,533	
Total: Goods & Services by agency	10,149,977	287,363	2.8%	146,987	1.4%	15,804	0.2%	3,964	0.0%
UN Grand total*	14,276,036								

*The UN grand total is not the total of the values listed in the



Major goods and supplies ordered by UN agencies (\$30,000 or more)

Major Orders for Goods Placed by Agency During 2011 (Orders of \$30,000 or more)

AGENCY			PO Value
Location of Supplier	Name of Supplier	Description of Goods	USD
ECA			
China	TELLHOW SCI-TECH	Electrical Equipment	137,751.00
Cyprus	INTERTRADE INTERN	Building Materials	40,408.32
Cyprus	INTERTRADE INTERN	Communications Equipment	114,879.12
Cyprus	INFOTREND COMPANY	Electronic Equipment	40,078.92
Cyprus	INFOTREND COMPANY	Electronic Equipment	40,078.92
Cyprus	INFOTREND COMPANY	Furniture	35,865.86
Cyprus	INFOTREND COMPANY	Photocopiers	71,275.00
Denmark	DAN OFFICE	Communications Equipment	68,649.00
Denmark	DANOFFICE Plc	Computer Hardware	333,903.00
Denmark	DANOFFICE Plc	Computer Hardware	60,500.00
Denmark	DANOFFICE Plc	Computer Hardware	44,479.00
Denmark	DAN OFFICE IT	Computer Hardware	37,475.00
Denmark	DAN OFFICE IT	Computer Supplies	112,070.00
Denmark	DANOFFICE Plc	Computer Supplies	42,213.00
Djibouti	RED SEA AUTOMOTIV	Vehicles	36,726.57
Ethiopia	EQUATORIAL BUSINE	Medicines	35,519.61
Ethiopia	ETHIOPIAN TOURIST	Uniform Linen and Related	39,600.00
Ethiopia	ETHIOPIAN TOURIST	Uniform Linen and Related	36,674.00
France	BIOMERIEUX	Medical Equipment	57,323.09
Germany	Carestream Health	Medical Equipment	88,340.00
Germany	HEIDELBERG DRUCKM	Printing and Publishing Equipment	1,153,396.43
Germany	DAIMLER A. g.	Vehicles	63,147.44
Germany	DAIMLER A. g.	Vehicles	44,424.10
Ireland	APC by Schneider	Electronic Equipment	109,769.00
Israel	ONSET SYSTEMS ENG	Communications Equipment	194,649.00
Israel	ONSET SYSTEMS ENG	Communications Equipment	185,714.29
Israel	ORAD CONTROL SO	Electronic Equipment	4,727,280.00
Israel	ARES A. N INTERNA	Electronic Equipment	73,150.00
Italy	INTERTRADE INTERN	Computer Hardware	33,012.95
Italy	INTERTRADE INTERN	Electronic Equipment	107,313.27
Italy	INTERTRADE INTERN	Electronic Equipment	85,089.70
Italy	INTERTRADE INTERN	Fire Fighting Equipment & Supplies	59,310.00
Italy	INTERTRADE INTERN	Furniture	36,760.56
Italy	INTERTRADE INTERN	Kitchen & Cafeteria Supplies/ Cutlery	33,780.25
Italy	A BELLOMI S R L	Office Supplies & Stationery	165,162.07
Italy	A BELLOMI S R L	Office Supplies & Stationery	94,197.14
Italy	INTERTRADE INTERN	Printing and Publishing Equipment	74,734.15
Italy	INTERTRADE INTERN	Printing and Publishing Supplies	71,539.00
Italy	INTERTRADE INTERN	Server	58,180.20
Kenya	NEURONET PLC	Computer Software	99,976.89
Kenya	ESRI Eastern Afri	Computer Software	30,579.45
Kenya	VECTOR INTERNATIO	Electrical Equipment	37,812.01
Kenya	NJIMIA PHARMACEUT	Medicines	56,070.95
Kenya	NJIMIA PHARMACEUT	Medicines	39,250.78
Kenya	MFI OFFICE SOLUTI	Printing and Publishing Supplies	34,950.00
Kenya	BEDI INVESTMENTS	Uniform Linen and Related	33,403.40
Netherlands	Autocar Internati	Vehicles	57,936.00
South Africa	SCHINDLER LIFT (S	Electrical Equipment	320,627.00
Sweden	AASTRA TELECOM SW	Communications Equipment	35,799.37
Sweden	AASTRA TELECOM SW	Telephone Apparatus	38,719.37
United Arab Emirates	EBASCO TRADING CO	Banners/ Flags/ Logos	39,779.05
United Arab Emirates	TRUEBELL MARKETIN	Computer Hardware	30,020.00
United Arab Emirates	TRUEBELL MARKETIN	Electrical Equipment	44,370.00
United Arab Emirates	EBASCO TRADING CO	Office Supplies & Stationery	30,433.00
United Arab Emirates	EBASCO TRADING CO	Promotional Material	31,500.00
United Arab Emirates	EBASCO TRADING CO	Vehicles	33,677.38
United Kingdom	MOTOROLA	Communications Equipment	75,079.50
United Kingdom	UNIVERSAL PROCURE	Communications Equipment	39,763.44
United Kingdom	MOTOROLA	Communications Equipment	34,027.44
United Kingdom	KGT (UK) LTD	Electrical Equipment	56,324.75
United Kingdom	WINCHESTER PROCUR	Electrical Equipment	51,610.20
United Kingdom	WINCHESTER PROCUR	Electrical Equipment	32,303.00
United Kingdom	WINCHESTER PROCUR	Electronic Equipment	51,838.69
United Kingdom	WINCHESTER PROCUR	Gases	30,179.85
United Kingdom	SHEARGOLD LTD	ID Card	131,215.00
United Kingdom	BANNERBRIDGE Plc	ID Card	35,172.00
United Kingdom	BANNERBRIDGE Plc	ID Card	31,901.00
United Kingdom	BANNERBRIDGE Plc	Office Supplies & Stationery	58,966.40
United Kingdom	WINCHESTER PROCUR	Photocopiers	40,490.99
United Kingdom	WINCHESTER PROCUR	Printing and Publishing Supplies	74,979.50
United Kingdom	SHEARGOLD LTD	Vehicle Spare Parts/ Accessories & Rela	74,540.00
United States of America	SOMES WORLD- WIDE	Banners/ Flags/ Logos	74,317.95
United States of America	SOMES WORLD- WIDE	Banners/ Flags/ Logos	74,317.95
United States of America	Cisco Systems, In	Computer Hardware	465,624.20
United States of America	Cisco Systems, In	Computer Hardware	317,904.28
United States of America	Cisco Systems, In	Computer Hardware	294,431.20
United States of America	Cisco Systems, In	Computer Hardware	178,727.00
United States of America	Cisco Systems, In	Computer Hardware	178,727.00
United States of America	Cisco Systems, In	Computer Hardware	130,293.50
United States of America	Cisco Systems, In	Computer Hardware	107,626.80
United States of America	Cisco Systems, In	Computer Hardware	100,291.00
United States of America	Cisco Systems, In	Computer Hardware	84,827.90
United States of America	Cisco Systems, In	Computer Hardware	39,520.32
United States of America	Cisco Systems, In	Computer Hardware	38,523.60
United States of America	Cisco Systems, In	Computer Software	255,318.40
United States of America	Cisco Systems, In	Computer Software	183,245.20
United States of America	URSANAV INC	Computer Software	61,786.00
United States of America	EMC CORPORATION	Computer Software	53,403.00
United States of America	Cisco Systems, In	Computer Software	39,531.10
United States of America	Cisco Systems, In	Computer Software	37,475.00
United States of America	EMC CORPORATION	Computer Supplies	192,436.00
United States of America	PLANSON INTERNATI	Office Supplies & Stationery	86,835.00
United States of America	PLANSON INTERNATI	Office Supplies & Stationery	38,785.00
United States of America	PLANSON INTERNATI	Office Supplies & Stationery	33,099.00
United States of America	SOMES WORLD- WIDE	Uniform Linen and Related	91,488.50
United States of America	SOMES WORLD- WIDE	Uniform Linen and Related	65,943.50
United States of America	SOMES WORLD- WIDE	Uniform Linen and Related	50,236.60
United States of America	United Nations Of	Vehicles	144,549.55
United States of America	United Nations Of	Vehicles	60,297.66
United States of America	United Nations Of	Vehicles	58,023.53
United States of America	United Nations Of	Vehicles	58,023.53
United States of America	United Nations Of	Vehicles	35,472.58
United States of America	United Nations Of	Vehicles	34,146.18
United States of America	United Nations Of	Vehicles	31,091.40
ECLAC			
Chile	PERSINAS ROLLUX LTDA	Curtains	53,939.89
Chile	PERSINAS ROLLUX LTDA	Curtains	42,005.86
Chile	FERROSTAAL CHILE S.A.C.	Hotmelt machine (for binding)	50,593.72
Chile	EQUIPOS ELECTRONICOS Y COMPUT SA	IBM Lotus software	73,564.56
Chile	DIST. PAPELES INDUSTRIALES S.A.	Paper	58,161.35
Chile	NETSECURE INFORMATICA LTDA.	Security software for access via internet	30,309.00
Denmark	DAN:OFFICE APS	IT equipment (servers)	47,210.00
Mexico	INDUSTRIAS RIVIERA , S.A. DE C.V.	Furniture	47,522.29
Mexico	ADT PRIVATE SECURITY SERVICES DE ME	Security equipment	41,900.78
United States of America	LENOVO (UNITED STATES) INC.	Desktops	141,774.00
United States of America	LENOVO (UNITED STATES) INC.	Desktops	41,180.00
United States of America	ID CARD SYSTEMS, INC.	ID cards	36,044.00
United States of America	CISCO SYSTEMS, INC.	IP telephone equipment	66,504.80
United States of America	PLANSON INTERNATIONAL CORPORATION	Toners	59,279.00
United States of America	LASER SHOT, INC	Training equipment	44,181.90

Major Orders for Goods Placed by Agency During 2011 (Orders of \$30,000 or more)

AGENCY	Location of Supplier	Name of Supplier	Description of Goods	PO Value USD
ECLAC Continued				
United States of America		WALDNER'S BUSINESS ENVIRONMENTS	Workstations	82,940.51
ESCAP				
Denmark		DANOFFICE ApS	HP"printer CP4525DN:11; "HP"printer P3015DN:40	39,106.00
Germany		BERNT LORENTZ GMBH & CO. KG	Solar panels and Grid Tie Inverters	49,995.36
Thailand		FIRST INTER BUSINESS LTD.	CCTV Redundant Server with Rack for SSS	50,450.11
Thailand		PATARARUNGROJ LTD., PART.	Conference Camera System	53,503.49
Thailand		EMC INFORMATION SYSTEMS (THAILAND) LTD.	Contract No. PD/C0029/02 by UNHQ	181,380.00
Thailand		FMA GROUP CO., LTD.	Digital Multifunction Medium Duty Photocopiers	39,974.21
Thailand		SJS FINE IMPORTS CO., LTD.	Multi-purpose Van for OCHA	35,900.00
Thailand		ETON CARS CO., LTD.	Multi-purpose Vehicle for OCHA	57,601.51
Thailand		CLUNG WICHA PRESS CO., LTD.	Printing of publication on Economic and Social Survey of Asia and the Pacific 2011, MPDD	32,131.74
Thailand		NTN SOLUTION LIMITED	Provision of converged network adapter (CAN)	33,836.95
Thailand		IT TECHCOM CO., LTD.	Remarked HP server rp-3440-4 for IMCTS	117,025.18
Thailand		BMW (THAILAND) CO., LTD.	Representational car for UNESCAP (BMW 7 series)	73,158.91
Thailand		ROCKWORTH PUBLIC CO., LTD.	Rockworth Modular Furniture	48,250.25
Thailand		MODERNFORM INTEGRATION SERVICES CO., LTD.	Servers:HP Proliant DL380G7 SFF CTO Chassis	154,438.27
Thailand		MTS ENGINEERING AND RENTAL CO. LTD.	Supply of elevated work platform for FMU	45,819.07
Thailand		FASTER ENTERPRISE CO., LTD.	Supply of elevated work platforms for FMU	45,011.01
United Kingdom		N.T.E. LIMITED	"BOSCH" digital microphone:CMU-Nusra	74,163.69
United Kingdom (Gibraltar)		TOYOTA GIBRALTAR STOCKHOLDINGS LTD.	Vehicle for SRO	59,525.86
United States of America		CISCO SYSTEMS, INC.	CISCO Equipments for UNCC Infrastructure Upgrade Project	67,820.56
United States of America		CISCO SYSTEMS, INC.	Cisco Equipments for IPT project phase 2 and infrastructure upgrade	261,493.00
United States of America		CISCO SYSTEMS, INC.	Cisco License, Meeting place, Smartnet MA Service Support	138,755.36
United States of America		CISCO SYSTEMS, INC.	Cisco UC Phone for ESCAP Infrastructure Upgrade	32,030.50
United States of America		CISCO SYSTEMS, INC.	CISCO" TelePresence Codec C40 (2sets)	45,609.20
United States of America		CISCO SYSTEMS, INC.	IP Phone system (CISCO) for UNISDR's office in Incheon	30,184.60
United States of America		LENOVO (UNITED STATES) INC.	Lenovo computers for CMU	36,187.00
United States of America		LENOVO (UNITED STATES) INC.	Lenovo computers for Software Development sub-unit and CSR center	49,944.00
United States of America		LENOVO (UNITED STATES) INC.	Lenovo Desktop ThinkCenter M91p with LCD monitor for IMCTS	88,800.00
United States of America		LENOVO (UNITED STATES) INC.	Lenovo Desktops and Laptops for SSS	35,044.00
United States of America		LENOVO (UNITED STATES) INC.	Lenovo Laptop- Communications for IPT project (IMCTS)	134,845.00
United States of America		ASTROPHYSICS, INC.	Supply of one set of X-Ray Scanning System	39,186.00
United States of America		EDART GTI, INC.	UNFCCC: DLP Projectors-2011	52,500.00
United States of America		ASTROPHYSICS, INC.	Provision of baggage and luggage screening systems	88,464.00
Denmark		DAN OFFICE	HP Laserjet Printers + HP Digital Sender	30,270.00
Denmark		DAN OFFICE	Supply and Delivery of HP Toners	46,749.68
Iraq		AL-THAKIRA FOR IT AND SOFTWARE CO. LTD	Supply and delivery to MOE Baghdad and MOE Erbil of Promethean Tools	84,915.00
Japan		Nissan Trading Co, Ltd.	Supply and Delivery of Nissan Patrol 4X4 Vehicle	32,568.06
Lebanon		Group 4 Security Systems Lebanon sal	Supply and Delivery of Qty 4 Portable Vehicle Barriers/Road Blockers	126,304.52
Lebanon		ALWAN STATIONERY AND LIBRARY	Supply and Delivery of Stationery Items to UNESCWA	35,000.00
Lebanon		TECHNICAL PAPER CO.	Supply and delivery on DDU basis to UNESCWA A4 Photocopying paper	30,500.00
Lebanon		Modern House	Supply, Delivery and Installation of Blackout Rollup Curtains at UNESCWA	41,000.70
Lebanon		AUTOMATION AND COMPUTER TECHNOLOGIES	Supply, Delivery and Installation of Intrusion Prevention System	40,526.50
United Kingdom		PRESSTEK Europe Limited	Digital PlateMaker Portrait MRIP Momentum	39,300.00
United States of America		Globecomm systems Inc	Purchase of Satellite Earth Station Equipment	46,578.90
United States of America		CISCO SYSTEMS, INC.	Supply and Delivery FCA, JFK New York, through SDV USA	89,284.70
United States of America		LENOVO (UNITED STATES) INC.	Supply and delivery of IT equipment	205,320.00
United States of America		LENOVO (UNITED STATES) INC.	Supply and delivery on DDU Basis at UNESCWA, Beirut of Lenovo IT Equipment	64,440.00
United States of America		LENOVO (UNITED STATES) INC.	Supply and delivery on DDU Basis at UNESCWA, Beirut of Lenovo IT Equipment	43,400.00
FAO				
Afghanistan		GHULAM MUHAMMAD DIN CO LTD	DAP Fertilizer	162,350.00
Afghanistan		GHULAM MUHAMMAD DIN CO LTD	DAP Fertilizer	2,377,050.00
Afghanistan		GHULAM MUHAMMAD DIN CO LTD	UREA Fertilizer	2,406,600.00
Argentina		FAMACON SA	Containers for project GCP/CUB/016/SPA	68,007.00
Armenia		LOGIC INTER LLC	Laboratory Equipment	53,257.00
Armenia		CONCERN ENERGO MASH	Laboratory Equipment	51,900.00
Armenia		CONCERN ENERGO MASH	Seed processing equipment to Armenia	90,900.00
Australia		SEAGREEN RESOURCES PTY LTD	FISH FEED EQUIPMENT	258,272.00
Australia		STERIDIUM PTY LTD	Germinator / incubator and spare parts	79,295.00
Austria		PESSL INSTRUMENTS GMBH	AGROMETEOROLOGICAL EQUIPMENT	62,651.00
Austria		AMEX EXPORT- IMPORT GMBH	Lab. reagents & consumables	95,686.64
Austria		AMEX EXPORT- IMPORT GMBH	Lab. supplies, Reagents and Consumables.	122,024.00
Austria		AMEX EXPORT- IMPORT GMBH	Laboratory (diagnostic) kits	145,208.60
Austria		VWR INTERNATIONAL GMBH	Laboratory Equipment (Lots 3 & 5)	32,824.03
Austria		AMEX EXPORT- IMPORT GMBH	Laboratory Expandables	59,796.00
Austria		AMEX EXPORT- IMPORT GMBH	Miscellaneous laboratory sampling material	141,452.00
Austria		AMEX EXPORT- IMPORT GMBH	PPE Kits for Mongolia	35,000.00
Austria		AMEX EXPORT- IMPORT GMBH	Veterinary laboratory equipments and supplies for project	139,897.00
Bangladesh		SAMIN POULTRY COMPLEX	CHICKENS TO MULTIPLE LOCATIONS IN	42,080.00
Bangladesh		TARA TARI	Fiberglass boats	107,175.00
Bangladesh		SAMIN POULTRY COMPLEX	HICKENS TO MULTIPLE LOCATIONS IN BANGLADESH	261,940.00
Bangladesh		ALIM INDUSTRIES LTD.	PADDY TRESHERS + FAST MOVING SERVICE AND SPARE PARTS	164,000.00
Bangladesh		ALIM INDUSTRIES LTD.	PADDY TRESHERS + FAST MOVING SERVICE AND SPARE PARTS	150,300.00
Bangladesh		ACI MOTORS LTD	Power Tillers and implements	388,640.00
Bangladesh		ALIM INDUSTRIES LTD.	RICE THRESHERS TO TIMOR LESTE	83,370.00
Brazil		FITARELLI MAQUINAS AGRICOLAS LTDA	Agricultural equipments for various projects	87,357.00
Brazil		FITARELLI MAQUINAS AGRICOLAS LTDA	Agricultural machinery	225,286.92
Brazil		FITARELLI MAQUINAS AGRICOLAS LTDA	Conservation Agriculture Equipments	37,879.60
Brazil		TRAMONTINA MULTI SA	Garden Hand Tools	38,269.00
Brazil		FANKHAUSER LTDA	Planter and seeder machines	113,629.00
Burkina Faso		GLOBAL BUSINESS COMPANY SARL	Animal Feed (Tourteaux de Coton)	232,993.87
Burkina Faso		KING AGRO	FERTILIZER (UREA/NPK) TO BURKINA FASO	1,350,123.00
Burkina Faso		TROPIC AGRO CHEM SARL	FERTILIZERS (UREA, NPK) TO BURKINA FASO	1,477,500.00
Cambodia		HENG PICH CHHAY IMPORT-EXPORT CO.,LTD.	FERTILIZERS FOR CAMBODIA	155,492.54
Cameroon		LANAVET	Veterinary Vaccines for G. Bissau	130,700.00
Canada		UNIVERSAL AUTOMATION SYSTEMS	Telecommunication equipments for FAO Afghanistan	35,745.00
Canada		TOKMAKJIAN INTERNATIONAL INC	Tractor	34,284.00
Canada		SUPLAY INC	Windmill	134,149.04
Central African Republic		SACB	Animal Livestock: Oxen	82,793.72
Central African Republic		ALHADJI ISSA OUMAROU - SOCIETE FNEC	Animal Livestock: Oxen	76,094.21
Central African Republic		SOCAVI	Barrows for project	123,641.78
Central African Republic		ETS ROLEX 3000	Bovins	82,309.44
Central African Republic		OUSMAN SHEHOU	Bovins	71,066.53
Central African Republic		ABDEL - KARIM ALI	Bovins	83,364.73
Central African Republic		OUMAROU ALIM	Bovins	72,640.14
Central African Republic		ABDEL AZIZ MAHAMAT	Local seeds	238,684.00
Central African Republic		ABDEL - KARIM ALI	PLOUGHS (CHARRUES)	86,322.66
Central African Republic		GROUPE DJIBRO SERVICE	Amendment to the actual quantities against the original qty: 10000 PR 47272 TARPULINS	120,884.25
Central African Republic		ETS SICAAL	Semences locales	221,062.90
China		ITI COMPANY (SHANGHAI) LTD.	Agricultural Hand Tools	125,880.00
China		TAIHUA INTERNATIONAL TRADING	Hatchery machines	92,628.92
China		GUANGZHOU LAND CENTURY CO. LTD	PLASTIC SHEETING ROLLS TO NAMPO PORT IN NORTH KOREA	564,816.00
China		DANDONG IMPORT & EXPORT CORPORATION	change the quantities VEGETABLE SEEDS TO PYONGYANG	129,360.00
China		SUPERMAP SOFTWARE CO LTD	Software	68,460.00
China		DANDONG IMPORT & EXPORT CORPORATION	UREA Fertilizer	346,752.90
China, Hong Kong		GLOBAL FLEET SALES LIMITED	Vehicles Pick ups 4WD	174,800.00
Colombia		ETEC SA	Water pumps with accessories	91,419.00
Cuba		LAFUENTE SEGOVIA	Metal goods	144,188.67
Cuba		LABRECO TRADE SA	Metal goods	112,011.65
Cuba		LAFUENTE SEGOVIA	Wire and metal products for various projects	72,755.60
Denmark		DANOFFICE LTD	CISCO WI-FI EQUIP,EMT FOR FIELD OFFICES	188,929.81
Denmark		DANOFFICE LTD	Communication and IT equipments for various projects	58,391.50
Denmark		ADVIZING IT	Desktops for project OSRO/EGY/701/USA	110,542.25
Denmark		HVALPSUND NET	Fishing tools and equipments	93,300.00
Denmark		DANOFFICE LTD	HP 8540P EliteBook Laptops - GCP/GLO/208/BMG	33,934.00
Denmark		DANOFFICE LTD	HP Elite 8100 CM Mini Towers - Various TF INT Projects	49,900.50
Denmark		DANOFFICE LTD	HP Elite 8100 CM Mini Towers + HP 8540P & HP 2540P EliteBook Laptops	35,411.25
Denmark		DANOFFICE LTD	HP Elite 8100 SFF Computers + HP 8440P EliteBook Laptops	36,835.00
Denmark		DANOFFICE LTD	HP Elite 8200 CM Mini Towers	72,389.50
Denmark		DANOFFICE LTD	HP Elite 8200 CM Mini Towers	33,258.00

Major Orders for Goods Placed by Agency During 2011 (Orders of \$30,000 or more)

AGENCY	Location of Supplier	Name of Supplier	Description of Goods	PO Value USD
FAO Continued				
Denmark		DANOFFICE LTD	HP Elite 8200 CM MiniTowers + HP 8460P, HP 8560P & HP 2560P EliteBook Laptops	44,353.50
Denmark		DANOFFICE LTD	HP Elite 8200 SFF Computers + HP 8460 & HP 2560P EliteBook Laptops	36,489.25
Denmark		DANOFFICE LTD	HP PRINTERS TO MULTIPLE LOCATIONS	468,732.00
Denmark		BALTIC CONTROL LTD	Inspection at loading and unloading against PO 272937 (G. Muhammad Din Co.))	39,204.00
Denmark		BALTIC CONTROL LTD	Inspections at unloading against PO 274879 fodder to various locations in Palestine	46,000.00
Denmark		DANOFFICE LTD	IT Equipment for FAOR Sierra Leone - UNJP/SIL/037/UNJ - CIOFD	59,170.50
Denmark		DANOFFICE LTD	IT equipments for various projects	35,880.50
Denmark		KRUUSE JORGEN A/S	Laboratory tools and consumables	37,412.02
Denmark		KJAER & KJAER A/S	Motorcycles and helmets for various projects	58,188.03
Denmark		KUEHNE & NAGEL A/S	sea/land freight charges for drip irrigation equipment against	70,836.76
Denmark		KJAER & KJAER A/S	Vehicle with accessories	39,614.00
Denmark		United Nation Office for Project Services (UNOPS)	Vehicle with accessories	96,414.82
Denmark		United Nation Office for Project Services (UNOPS)	Vehicle with accessories for FAO Congo	39,916.50
Denmark		United Nation Office for Project Services (UNOPS)	Vehicle with accessories for FAO Laos	58,477.81
Djibouti		ETS AGROAMIN	Veterinary products	40,571.95
Dominican Republic		ALEJANDRO RAMIREZ BIDO	Bean Seeds	207,869.20
Dominican Republic		COMITE AGROPECUARIO SAN JUAN	Bean Seeds Arroyo Loro	369,899.02
Dominican Republic		ALEJANDRO RAMIREZ BIDO	Bean Seeds Buena Vista	329,220.80
Dominican Republic		FERTILIZANTES SANTO DOMINGO SA (FERSAN)	Fertilizers (Urea and NPK)	147,285.00
Dominican Republic		FERTILIZANTES QUIMICOS DOMINICANOS SA	UREA & NPK granular fertilizer reimbursement against	43,159.00
Egypt		Agitech- Arabian Group of Integrated Technology	Laboratory Equipment for Project	116,061.40
France		KULKER SAS	Drip irrigation equipment	362,874.90
France		BIOTOP	Ephestia Eggs for project	53,983.52
France		SPOT IMAGE SA	Images of Viet Nam	57,551.58
France		KULKER SAS	Irrigation equipment for project	69,790.28
France		TREDI SA	PACKAGING MATERIAL	75,475.00
France		GERMICOPA SA	Potato Seeds	371,000.00
France		FRARIMPEX SARL	Spunta Potato Seeds	51,108.40
France		CPS - CFAO PROCUREMENT SERVICES	Toyota Land Cruiser Vehicles	229,525.00
France		CPS - CFAO PROCUREMENT SERVICES	Vehicle with accessories for project	36,871.11
France		AQUA TEC	Water tanks for project	152,903.68
Georgia		UGT LTD	Servers and Storage Equipment	60,232.00
Germany		LABSCO GMBH & CO KG LABORATORY SUPPLY COMPANY	Backpack Sprayers & Disinfectant Virkon for Mongolia	42,612.00
Germany		E-OBS GMBH	Direct Procurement of GPS Collars to Mongolia	33,214.29
Germany		FLEISCHHACKER GMBH & CO KG	Laboratory Consumables for Mongolia	42,403.23
Germany		LABSCO GMBH & CO KG LABORATORY SUPPLY COMPANY	Laboratory Equipment for National Vet. Lab	82,102.00
Germany		TECHNOLOGIE TRANSFER MARBURG	LABORATORY EQUIPMENT FOR PROJECT	72,354.26
Germany		FLEISCHHACKER GMBH & CO KG	LABORATORY EQUIPMENT TO VARIOUS LOCATIONS	102,285.06
Germany		LABSCO GMBH & CO KG LABORATORY SUPPLY COMPANY	Laboratory equipments and reagent supplies for project	74,315.50
Germany		LABSCO GMBH & CO KG LABORATORY SUPPLY COMPANY	Laboratory equipments and supplies for project	66,570.00
Germany		LABSCO GMBH & CO KG LABORATORY SUPPLY COMPANY	Laboratory supplies	105,280.00
Germany		SANDBERG & SCHNEIDEWIND	Laboratory tools and equipments for project	61,333.49
Germany		LEICA MIKROSYSTEME VERTRIEB GMBH	Microscopes for project EP/GLO/802/GEF	64,520.00
Germany		LABSCO GMBH & CO KG LABORATORY SUPPLY COMPANY	Miscellaneous laboratory tools and consumables	43,278.00
Germany		LABSCO GMBH & CO KG LABORATORY SUPPLY COMPANY	Miscellaneous seed testing laboratory equipment	122,238.64
Germany		FLEISCHHACKER GMBH & CO KG	Poultry Isolators for Egypt	260,332.98
Haiti		SOGESAP SA	Crops Seeds for Projects	797,891.00
Haiti		VIDRO TRADING	Hand Operated PUMPS for Haiti	86,800.00
Haiti		AU JARDIN TROPICAL	Maize Seeds for Project	160,000.00
Honduras		ESCUELA AGRICOLA PANAMERICANA	Bean Seeds and Maize Seeds	322,096.65
Honduras		FERTILIZANTES DEL NORTE SA DE CV (FENORSA)	Fertilizers (DAP- UREA - NPK)	1,437,653.90
Honduras		EYL COMERCIAL - AGROPECUARIA SA	Foliar Fertilizer	91,959.76
India		MAXCARE MARKETING & TECHNICAL SERVICES	Animal feed plant for Herat under project	42,874.00
India		MAXCARE MARKETING & TECHNICAL SERVICES	FEED MILL EQUIPMENT	196,275.00
India		BRILLIANT BIO PHARMA LIMITED	FMD vaccines for DPRK	216,000.00
India		BRILLIANT BIO PHARMA LIMITED	FMD vaccines for DPRK, project	400,000.00
India		BELLSTONE HI-TECH INTERNATIONAL	Galvanized buckets for Project	32,278.00
India		INDOSAW	Laboratory consumables for project	31,245.53
India		MAALAB SCIENTIFIC EQUIPMENT (I) PVT LTD	Laboratory Equipment (Lots 1 & 2)	34,308.48
India		BELLSTONE HI-TECH INTERNATIONAL	Laboratory Equipment for Elisa Labs	59,827.00
India		OSAW AGRO INDUSTRIES PVT LTD	Laboratory equipments and consumables for project	31,245.53
India		WEBEL MEDIATRONICS LTD	Radio and Studio Equipment for Project	81,155.00
India		BRY AIR ASIA PVT LTD	SEED DRYER-OSRO/IRQ/703/UDG	65,625.00
India		OSAW AGRO INDUSTRIES PVT LTD	Seed processing equipment to Armenia	115,906.00
India		OSAW AGRO INDUSTRIES PVT LTD	Seed Treating Machines for Project	34,838.00
India		OSAW AGRO INDUSTRIES PVT LTD	Small scale seed processing plant for Mozambique	140,772.00
India		OSAW AGRO INDUSTRIES PVT LTD	VEGETABLE SEED PROCESSING PLANT	281,896.00
Italy		SOFTWAY SRL	3 Years Extension of initial lot of VMware Licenses Acquired - CIOHD	48,339.66
Italy		HARPA ITALIA SRL	Acquisition of 1 Server DL380, 2 Servers DL580 & 1 Rack	84,352.00
Italy		HARPA ITALIA SRL	Acquisition of 2 Autoloaders for Backup	95,002.73
Italy		HARPA ITALIA SRL	Acquisition of 6TB Disk Space for SAN XP24000	59,344.73
Italy		HARPA ITALIA SRL	Acquisition of GAEZ Geoprocessing Server	185,654.88
Italy		HARPA ITALIA SRL	Acquisition of Hardware for Business Continuity Planning	45,580.67
Italy		HARPA ITALIA SRL	Acquisition of Servers and Storage for Hosting	69,766.40
Italy		HARPA ITALIA SRL	Acquisition of Storage+Rack+Small Server	69,952.00
Italy		SOFTWAY SRL	Acquisition of Wmware licenses	52,195.71
Italy		SOFTWAY SRL	Acquisition of Wmware licenses	49,494.88
Italy		ECOBYTE TECHNOLOGY SRL	Additional licences	92,570.64
Italy		WORLD TRADE SERVICES SRL	Agricultural Hand Tools for Projects	120,813.45
Italy		PHYTO SERVICE SRL	Agricultural tools and equipments for project	84,793.68
Italy		SOFTWAY SRL	CISCO NETWORK EQUIPMENT	352,789.55
Italy		SFOGGIATECH SRL	Dairy Kits	37,368.62
Italy		HARPA ITALIA SRL	Disk Backup FC Part for IPSAS	64,959.15
Italy		HARPA ITALIA SRL	Disk Enclosure for Centralized GAEZ Infrastructure	34,446.87
Italy		INTERTRADE INTERNATIONAL SERVICES SRL	DNA Synthesizer for Egypt	89,692.00
Italy		CITTADINI SPA	Fishing tools for project	54,512.00
Italy		IZSLER IST ZOOPROFILATTICO SPERIMENTALE B.UBERTINI	FMDV & NSP detection kits	88,238.00
Italy		HERMAN MILLER LTD	Furniture and Fitting for open space area 7th floor - TC	332,109.73
Italy		HERMAN MILLER LTD	Furniture for ERP Project- Supply and Installation of Office Furniture for Open Spaces	141,861.14
Italy		HERMAN MILLER LTD	Furniture for ESW Open space	61,662.56
Italy		ARES LINE SRL	Furniture for Sheik Al-Zayed	161,433.74
Italy		COELMO SRL	Generator of 1000 KVA	216,542.20
Italy		CHIMICA OMNIA SRL	Lab Equipment for project	80,283.48
Italy		CHIMICA OMNIA SRL	Laboratory equipment for project	70,861.10
Italy		HERMAN MILLER LTD	Meeting furniture for OSP	53,221.20
Italy		DAL DEGAN SRL	Mistblowers	31,420.00
Italy		SOFTWAY SRL	Network equipment to replace old ones - CIOFD	31,058.10
Italy		HERMAN MILLER LTD	Office Furniture for GFCM HQ at Palazzo Blumensthal	82,778.15
Italy		HERMAN MILLER LTD	Open Space Area - FODDD	50,277.28
Italy		HERMAN MILLER LTD	Open Space Area D630/632-D660/658/656 (15 Workstations) - TCD	46,397.60
Italy		AZIENDA AGRICOLA PIETRO GIANNOCARO	PLANTS FOR PROJECT	45,322.34
Italy		WORLD TRADE SERVICES SRL	Plastic tanks and watering cans for project	43,334.90
Italy		AYNO VIDEOCONFERENZE SRL	POLYCOM VIDEO AND AUDIO EQUIPMENT FOR EGYPT	59,140.03
Italy		AYNO VIDEOCONFERENZE SRL	Polycom Video Conference	41,195.05
Italy		AYNO VIDEOCONFERENZE SRL	POLYCOM VIDEO CONFERENCE EQUIPMENT	41,704.51
Italy		GIUSEPPE TIRASSA SRL	Purchase of Bags for Diplomatic Pouch Service	35,811.97
Italy		MARCHI SRL	Refrigerators for project	51,233.45
Italy		HARPA ITALIA SRL	Renting of memory for 11 months	30,666.67
Italy		INTERTRADE INTERNATIONAL SERVICES SRL	Rice Production Equipment	52,982.50
Italy		HARPA ITALIA SRL	SAN Storage and FC Switch	45,730.77
Italy		HARPA ITALIA SRL	SDW & TechCDR Hardware	551,658.43
Italy		SOFTWAY SRL	Security Switches	36,652.50
Italy		IMPEX SRL	SEEDS (Betterave, Oignon) TO CHAD	60,531.55
Italy		IMPEX SRL	Seeds for various projects	47,391.56
Italy		SUBA & UNICO S.R.L.	Seeds for various projects	45,818.00
Italy		HARPA ITALIA SRL	Server Part for IPSAS	53,305.63
Italy		ARTIGIANA DESIGN SRL	Sheikh Sayed Center	47,094.13
Italy		HARPA ITALIA SRL	Storage for Backup on Disk	67,001.43
Italy		EDISCO SRL	Technical Assistance in System Development and Support and ICT Support	187,529.78
Italy		EDISCO SRL	Technical Assistance in System Development and Support and ICT Support	108,906.58

Major Orders for Goods Placed by Agency During 2011 (Orders of \$30,000 or more)

AGENCY			PO Value
Location of Supplier	Name of Supplier	Description of Goods	USD
FAO Continued			
Italy	ATS ADVANCED TELECOM SYSTEMS SPA	uniper Gateways	55,261.00
Italy	IMPEX SRL	Vegetable Seeds for Projects	69,185.80
Italy	SUBA & UNICO S.R.L.	Vegetable Seeds for Projects	60,952.20
Italy	SUBA & UNICO S.R.L.	Vegetable Seeds for Projects	48,350.00
Italy	SUBA & UNICO S.R.L.	VEGETABLE SEEDS TO GUATEMALA	108,596.00
Italy	AYNO VIDEOCONFERENZE SRL	Video Conference Equipment	64,356.22
Jamaica	KINGSTON INDUSTRIAL AGENCIES LTD.	Agriculture Machinery	79,370.00
Japan	GERBER, J & COMPANY (JAPAN) LTD	18 units Yamaha AG200 motorcycles for variuos projects	76,021.74
Japan	EARTH REMOTE SENSING DATA ANALYSIS CENTER	253 Images for land Cover of Fouta Djallon Countries	30,185.05
Japan	OGAWA SEIKI CO. LTD	Laboratory tools and equipments for project OSRO/SOM/107/CHS	35,168.00
Japan	TOYOTA MOTOR CORPORATION	Vehicle for FAO Cambodia	51,862.32
Japan	TOYOTA MOTOR CORPORATION	Vehicle with accessories for FAO Bangladesh	47,233.71
Japan	TOYOTA MOTOR CORPORATION	Vehicle with accessories for FAO Pakistan	55,345.30
Jordan	JOVAC - JORDAN BIO INDUSTRIES CENTER	E - PPR vaccines	150,000.00
Jordan	SAHOURY FOR LABORATORIES & SCIENTIFIC SUPPLIES	Laboratory equipment for project	40,446.00
Jordan	VAPCO Veterinary & Agriculture Products MFG CO	Laboratory supplies	30,860.00
Jordan	JOVAC - JORDAN BIO INDUSTRIES CENTER	Vaccine for Projects	124,000.00
Kenya	KENYA VET. VACCINES PRODUCTION INST. (KEVEVAPI)	CCPP and RVF Vaccines for Projects	90,000.00
Kenya	DEVJI MEGHJI & BROTHERS LTD	DAP Fertilizers	101,500.00
Kenya	KARI KATUMANI RESEARCH CENTRE	Drought Seeds	149,800.00
Kenya	DEVJI MEGHJI & BROTHERS LTD	Fertilizer for various projects	1,033,500.00
Kenya	DEVJI MEGHJI & BROTHERS LTD	Fertilizers DAP & NPK	119,655.00
Kenya	GLOBAL LINK TRADING & LOGISTICS LTD	transportation of goods purchased under FPO SOM	650,000.00
Kenya	KENHORN JUBA (K) LTD	transportation of goods	655,727.00
Kenya	KICKSTART INTERNATIONAL INC	Pressure pump for project	40,961.64
Kenya	DRYLAND SEED LIMITED (DSL)	Sorghum Seeds	68,000.00
Kenya	DEVJI MEGHJI & BROTHERS LTD	Urea	69,500.00
Kenya	SAFARI SEEDS LIMITED	Vegetable seeds for Projects	76,550.00
Kenya	BOVIQUINE SUPPLIERS	Veterinary Drugs for Projects	239,119.30
Lebanon	LIBAN SOL SARL	Dairy Equipment	65,080.00
Lebanon	LIBAN SOL SARL	ELECTRIC GENERATORS	139,426.00
Lebanon	ARD (UNIFERT) SAL	KNAPSACK SPRAYERS	196,100.00
Lebanon	N.J. SH. LATHE WORKS EST	Micro Dairy Units	152,400.00
Lebanon	LIBAN SOL SARL	MILK REFRIGERATION EQUIPMENT	279,170.00
Lebanon	ARD (UNIFERT) SAL	Repackaging of vegetable seeds	85,000.00
Lebanon	ARD (UNIFERT) SAL	WATER COOLING FOR MILK CENTRES	332,040.90
Mali	TOGUNA AGRO INDUSTRIES	Fertilizer Urea and NPK	657,230.02
Mali	TOGUNA AGRO INDUSTRIES	Fertilizers UREA 46% and NPK 15-15-15	303,100.00
Mexico	NOVATEC PAGANI SA DE CV	Animal cages for project	35,146.00
Netherlands	INTERVET INTERNATIONAL BV	Bivalent Vaccines for Turkey	733,850.00
Netherlands	JSB	Chomatographic equipment for project	98,539.57
Netherlands	SIMONIS BV INDUSTRIE-EN HANDELSONDERNERNING	Fertilizer NPK 15-15-15 and UREA 46%	237,762.50
Netherlands	BAKKER BROTHERS ZAADTEELT EN ZAADHANDEL BV	Forage and Vegetable Seeds for Project	65,934.50
Netherlands	AGRICO BV	Kondor Potato Seeds for Projects	96,480.00
Netherlands	BAKKER BROTHERS ZAADTEELT EN ZAADHANDEL BV	Seeds for various projects	39,549.00
Netherlands	BAKKER BROTHERS ZAADTEELT EN ZAADHANDEL BV	Seeds to Chad	47,596.80
Netherlands	BAKKER BROTHERS ZAADTEELT EN ZAADHANDEL BV	SEEDS TO CHAD	35,090.50
Netherlands	BAKKER BROTHERS ZAADTEELT EN ZAADHANDEL BV	Vegetable seeds for Projects	124,091.50
Netherlands	BAKKER BROTHERS ZAADTEELT EN ZAADHANDEL BV	Vegetable Seeds for Projects	99,429.00
Netherlands	AUTOCAR INTERNATIONAL BV	Vehicle for project	41,950.00
Netherlands	TRANSMOTORS BV	Vehicle for project	35,106.00
Netherlands	AUTOCAR INTERNATIONAL BV	Vehicle for various projects	106,220.00
Nicaragua	COOP DE PROD AGROPECUARIA DE INICIATIVAS LOCAL RL	Bean Seeds	96,524.56
Nicaragua	SAGSA DISAGRO S.A.	Fertilizers	253,128.51
Nicaragua	HORTICOLA ECOLOGISTA - HORTECO	Maize seeds	48,965.10
Nicaragua	DUWEST NICARAGUA	Pesticides for Project	35,358.50
Nicaragua	AGROPECUARIO EN GENERAL S.A. (AGROGENSA)	Potato seeds	197,106.10
Nicaragua	AGROPECUARIO EN GENERAL S.A. (AGROGENSA)	Potato seeds	125,445.22
Occupied Palestinian territory	AL MAKHARZEH STORES	FODDER TO PALESTINE	2,029,140.00
Pakistan	SAREMCO INTERNATIONAL	Animal Compound Feed	448,247.40
Pakistan	CHAPPAL TRADERS	Animal Feed	1,710,882.99
Pakistan	ICI PAKISTAN	Animal Feed	411,302.93
Pakistan	ICI PAKISTAN	Compound Animal Feed	917,907.44
Pakistan	SAREMCO INTERNATIONAL	Compound Animal Feed	911,006.32
Pakistan	JOINT VENTURE	DAP AND UREA	1,573,565.50
Pakistan	ICI PAKISTAN	Sunflower Seeds.	476,677.60
Panama	PROMOTORA LUX SA	Engine for project	46,342.00
Philippines	LITO ARENAS	Bucks and does for Project	211,797.40
Philippines	JHT MICRO ENTERPRISES	Sheredders Chippers for Philippines	259,235.00
Russian Federation	FEDERAL GOVERNMENTAL INSTITUTION (FGI "ARRIAH")	FMD Vaccines for Armenia, Georgia & Azerbaijan	289,394.40
Russian Federation	FEDERAL GOVERNMENTAL INSTITUTION (FGI "ARRIAH")	FMD Vaccines for PAKISTAN	183,375.00
Russian Federation	FEDERAL GOVERNMENTAL INSTITUTION (FGI "ARRIAH")	Vaccines for Georgia, Armenia & Azerbaijan	190,256.00
Rwanda	FIDEX DISTRIBUTION SARL	Vehicle for project	79,000.00
Rwanda	FIDEX DISTRIBUTION SARL	Vehicle for project	79,000.00
Rwanda	FIDEX DISTRIBUTION SARL	Vehicle for project	39,500.00
Rwanda	OSTERGAARD RWANDA LTD	Vehicle for project	41,500.00
Senegal	SENCIM	Project OSRO/LIR/101/CHA & GCP/LIR/014/EC	145,380.00
South Africa	V & M GRAINS CC	Fertilizer Compound C	95,840.00
South Africa	V & M GRAINS CC	Fertilizers (CAN + D NPK 7:14:7)	527,500.00
Spain	ANONIMA ESPAÑOLA DE COMERCIO Y ECONOMIA SA	Agricultural machinery for project	86,671.35
Spain	NOVEDADES AGRICOLAS S.A.	Items of miscellaneous irrigation equipment & material	226,831.37
Spain	EUROTRADE COMMERCE SL	Laboratory equipments for project	34,927.84
Spain	RIEGOS DE CASTILLA Y LEON S.A.	Miscellaneous sprinkler irrigation material (40 items)	141,196.85
Sri Lanka	AGSTAR SEEDS (PVT) LTD	SEEDS	145,395.46
Sri Lanka	SUPREME MARKETING COMPANY	SEEDS	142,520.00
Sri Lanka	EDNA ENGINEERING (PVT) LTD	Self priming 2"X 2" engine driven water pump and spare parts	1,342,000.00
Sri Lanka	EDNA ENGINEERING (PVT) LTD	Self Priming engine driven water pumps	391,925.00
Sudan	DOCTORS CO. LTD	Vaccines	69,225.00
Swaziland	AFRITOOL PTY LTD	Agricultural tools for project	112,200.00
Swaziland	AFRITOOL PTY LTD	Agricultural tools for project	44,423.55
Swaziland	AFRITOOL PTY LTD	Agricultural tools for project	33,183.00
Swaziland	AFRITOOL PTY LTD	Agricultural tools for project	36,000.00
Swaziland	AFRITOOL PTY LTD	Hoes without handle	106,229.76
Swaziland	AFRITOOL PTY LTD	Motorcycles to Zimbabwe	1,148,970.00
Sweden	BCC AB	RIGID CONTAINERS TO ARMENIA	37,778.25
Sweden	BIAB INTERNATIONAL AB	Water filters for project	77,400.00
Switzerland	PRIONICS AG	Antibody Detection Elisa	37,352.00
Switzerland	YARA SWITZERLAND LTD	Fertilizer NPK 15-15-15	830,060.00
Switzerland	PRIONICS AG	FMD serosurveillance FMD Elisa Ab-O type	30,400.00
Switzerland	GLOBAL MOUNTAIN BIODIVERSITY ASSESSMENT GMB	Purchase of publications "Mountain Biodiversity and Global Change"	80,322.58
Syrian Arab Republic	RURAL WOMEN EMPOWERMENT DIRECTORATE (RWED)	Ewes with lambs	229,840.36
Syrian Arab Republic	GENERAL ORGANIZATION FOR FODDER	Wheat bran and Barley	415,030.00
Turkey	IPEK YEM VE GIDA SANAYI TICARET AS	Additional qty of Animal feed for project	1,098,000.00
Turkey	IPEK YEM VE GIDA SANAYI TICARET AS	Animal Feed for project	2,645,000.00
Turkey	OST OLGUN DIS TICARET AS	Fertilizer for Iraq	83,875.00
Uganda	TIANJIN MACHINERY COMPANY (U) LTD	Hand Tools	206,700.90
United Arab Emirates	WORLD FOOD PROGRAMME	2 TOYOTA LAND CRUISERS	91,138.80
United Arab Emirates	AGRI COMMODITIES & FINANCE FZE	Fertilizer for various projects	2,325,000.00
United Arab Emirates	NATIONAL UNITED TRADING AND INVEST CO LLC (NUTICO)	Fertilizer UREA (46-0-0)	39,784.00
United Arab Emirates	NATIONAL UNITED TRADING AND INVEST CO LLC (NUTICO)	Fertilizers for project	228,100.00
United Arab Emirates	AL WATHBA MARIONNET LLC	Seedlings for project	89,130.00
United Arab Emirates	NATIONAL UNITED TRADING AND INVEST CO LLC (NUTICO)	UREA Fertilizer (granular)	73,650.00
United Arab Emirates	NATIONAL UNITED TRADING AND INVEST CO LLC (NUTICO)	Urea fertilizer for Burundi	375,177.00
United Arab Emirates	OKI GENERAL TRADING LLC	Vehicle for project	92,000.00
United Arab Emirates	STREIT GROUP FZE	Vehicle for project	106,300.00
United Arab Emirates	OKI GENERAL TRADING LLC	Vehicle for project	88,750.00
United Arab Emirates	WORLD FOOD PROGRAMME	Vehicle for project	43,747.00
United Arab Emirates	STREIT GROUP FZE	Vehicle for project OSRO/AFG/102/JPN	106,300.00
United Arab Emirates	STREIT GROUP FZE	Vehicles for project	850,400.00
United Arab Emirates	OKI GENERAL TRADING LLC	Vehicles for project	191,041.80

Major Orders for Goods Placed by Agency During 2011 (Orders of \$30,000 or more)

AGENCY	Location of Supplier	Name of Supplier	Description of Goods	PO Value USD
FAO Continued				
	United Arab Emirates	STREIT GROUP FZE	Vehicles for project	528,500.00
	United Arab Emirates	STREIT GROUP FZE	Vehicles for project	318,900.00
	United Arab Emirates	UNITED MERCANTILE RESOURCES FZC	Vehicles for project	98,500.00
	United Kingdom	PBSC LTD	Additional Items for Gas tight Doors.	95,124.15
	United Kingdom	SCIENTIFIC LABORATORY SUPPLIES LIMITED	Laboratory Equipment	64,606.15
	United Kingdom	BIOLOGICAL DIAGNOSTIC SUPPLIES LIMITED	Laboratory Expendables for	138,126.18
	United Kingdom	MICRON SPRAYERS LIMITED	Locust Control operations (Spraying Equipment)	106,878.00
	United Kingdom	VEOLIA ENVIRONMENTAL SERVICES	METALLIC DRUMS	275,972.50
	United Kingdom	MICRON SPRAYERS LIMITED	Micron sprayers for Locust Control for Afghanistan, Tajikistan and Kyrgyzstan	63,123.63
	United Kingdom	WA PRODUCTS UK LTD	PPE + VIRKON - AGAHD	97,010.00
	United Kingdom	WA PRODUCTS UK LTD	Protective equipment	31,280.00
	United Kingdom	BIOLOGICAL DIAGNOSTIC SUPPLIES LIMITED	Reagents for project	34,316.00
	United Kingdom	GREENHAM EXPORT	Safety clothing project OSRO/ETH/105/CHA	116,680.00
	United Kingdom	SWETS INFORMATION SERVICES	Subscription to Swets	296,618.51
	United Kingdom	VEOLIA ENVIRONMENTAL SERVICES	TOOLS AND HANDLING EQUIPMENT	40,010.44
	United Kingdom (Gibraltar)	TOYOTA GIBRALTAR STOCKHOLDINGS LTD (TGS)	Vehicle for FAO Ethiopia	47,776.23
	United Kingdom (Gibraltar)	TOYOTA GIBRALTAR STOCKHOLDINGS LTD (TGS)	Vehicle for FAO Gambia	62,539.00
	United Kingdom (Gibraltar)	TOYOTA GIBRALTAR STOCKHOLDINGS LTD (TGS)	Vehicle for FAO Guinea Bissau	73,354.94
	United Kingdom (Gibraltar)	TOYOTA GIBRALTAR STOCKHOLDINGS LTD (TGS)	Vehicle for FAO Kenya	51,478.32
	United Kingdom (Gibraltar)	TOYOTA GIBRALTAR STOCKHOLDINGS LTD (TGS)	Vehicle for FAO Malawi	47,762.45
	United Kingdom (Gibraltar)	TOYOTA GIBRALTAR STOCKHOLDINGS LTD (TGS)	Vehicle for FAO Mali	30,720.64
	United Kingdom (Gibraltar)	TOYOTA GIBRALTAR STOCKHOLDINGS LTD (TGS)	Vehicle for project GCP/HAI/021/SPA	38,549.73
	United Kingdom (Gibraltar)	TOYOTA GIBRALTAR STOCKHOLDINGS LTD (TGS)	Vehicle for project OSRO/IVC/104/EC	35,272.11
	United Kingdom (Gibraltar)	TOYOTA GIBRALTAR STOCKHOLDINGS LTD (TGS)	Vehicle for project OSRO/KEN/102/EC	102,229.89
	United Kingdom (Gibraltar)	TOYOTA GIBRALTAR STOCKHOLDINGS LTD (TGS)	Vehicle for project UTF/IVC/027/IVC	35,272.11
	United Kingdom (Gibraltar)	TOYOTA GIBRALTAR STOCKHOLDINGS LTD (TGS)	Vehicle for various projects	82,548.78
	United Kingdom (Gibraltar)	TOYOTA GIBRALTAR STOCKHOLDINGS LTD (TGS)	Vehicle pick up	47,905.36
	United Kingdom (Gibraltar)	TOYOTA GIBRALTAR STOCKHOLDINGS LTD (TGS)	Vehicle with accessories for FAO Sierra Leone	71,387.86
	United Kingdom (Gibraltar)	TOYOTA GIBRALTAR STOCKHOLDINGS LTD (TGS)	Vehicle with Codan radio for various projects	196,265.32
	United Kingdom (Gibraltar)	TOYOTA GIBRALTAR STOCKHOLDINGS LTD (TGS)	Vehicle with radio for FAO Ethiopia	75,274.44
	United Kingdom (Gibraltar)	TOYOTA GIBRALTAR STOCKHOLDINGS LTD (TGS)	Vehicles for FAO Gabon	91,766.60
	United States of America	SEEDBURO EQUIPMENT COMPANY	Agricultural tools for project	42,247.50
	United States of America	AG WORLD INTERNATIONAL	Livestock - goats for project	97,495.00
	United States of America	SEEDBURO EQUIPMENT COMPANY	Miscellaneous seed laboratory material	130,772.59
	United States of America	DRUMBEATERS OF AMERICA INC	PR 45131 - 1 drumcrushing for Project OSRO/MAG/004/USA	104,196.80
	United States of America	BOCA PUBLICATIONS GROUP INC	The reference manuals to multiple locations	30,820.00
	Zimbabwe	COOPERS ZIMBABWE (1992) (PVT) LTD	Amitraz Wetttable Powder	895,000.15
	Zimbabwe	ZFC LIMITED	Calcitic Lime and Compound D NPK	577,500.00
	Zimbabwe	COOPERS ZIMBABWE (1992) (PVT) LTD	Deltamethrin for Project	192,000.00
	Zimbabwe	OMNIA FERTILIZER ZIMBABWE (PVT) LTD	Fertilizers (NPK Compound D and Calcium Ammonium Nitrate)	404,500.00
IAEA				
	Armenia	Armenian Scientific Research Institute for NPP Operation	Laboratory equipment and supplies - specialized	95,046.74
	Australia	CSIRO Exploration and Mining	Non-destructive testing equipment (radioactive)	86,053.33
	Australia	GBC Scientific Instrument	Spectrometers, mass	423,778.53
	Austria	EAS Envimet Analytical Systems	Air Conditioning Equipment	227,622.96
	Austria	Minerva Wissenschaftliche Buchandlung	Books and Publications.	61,136.37
	Austria	WATERS Ges.m.b.H.	Chromatographic equipment	34,943.65
	Austria	A1 Telekom Austria AG	Computer network equipment and services.	433,267.88
	Austria	CANBERRA PACKARD Central Europe GmbH	Dosimetry Equipment	37,261.12
	Austria	CANBERRA PACKARD Central Europe GmbH	Dosimetry Equipment	36,722.98
	Austria	TecBit Handelsgesellschaft m.b.H	Electronics.	119,725.34
	Austria	Dataphone GmbH	Electronics.	78,407.97
	Austria	SCHMIDBERGER ELEKTRO Ges.m.b.H.	Electronics.	66,364.99
	Austria	NATIONAL INSTRUMENTS Ges.m.b.H.	Electronics.	64,151.47
	Austria	Kolbinger Electronic	Electronics.	62,816.60
	Austria	Kapsch BusinessCom AG	Electronics.	52,415.48
	Austria	AMEX EXPORT-IMPORT Ges.m.b.H.	Electronics.	34,249.32
	Austria	HALI-BÜROMÖBEL Ges.m.b.H.	Furniture, office and industrial	45,355.74
	Austria	PFEIFFER VACUUM Austria GmbH	Irradiators	44,628.64
	Austria	THP Medical Products Vertriebs GmbH	Isotopes, Radioactive	38,203.20
	Austria	ACP IT Solutions GmbH	IT Equipment, Special Purpose	143,462.54
	Austria	Reichholf & Reichholf GmbH	IT Equipment, Special Purpose	32,522.76
	Austria	CARL ZEISS GmbH.	Laboratory equipment and supplies - specialized	46,824.50
	Austria	L+H Vakuumtechnik Vertriebs GmbH	Laboratory equipment and supplies - specialized	35,824.32
	Austria	Thermo Fisher Scientific Messtechnik GmbH	Laboratory equipment and supplies.	768,760.37
	Austria	Thermo Fisher Scientific Messtechnik GmbH	Laboratory equipment and supplies.	768,760.37
	Austria	CANBERRA PACKARD Central Europe GmbH	Laboratory equipment and supplies.	124,063.95
	Austria	CANBERRA PACKARD Central Europe GmbH	Laboratory equipment and supplies.	82,822.37
	Austria	CANBERRA PACKARD Central Europe GmbH	Laboratory equipment and supplies.	68,839.00
	Austria	CANBERRA PACKARD Central Europe GmbH	Laboratory equipment and supplies.	65,568.27
	Austria	CANBERRA PACKARD Central Europe GmbH	Laboratory equipment and supplies.	64,768.76
	Austria	PFEIFFER VACUUM Austria GmbH	Laboratory equipment and supplies.	52,799.37
	Austria	Glogar Umwelttechnik GmbH	Laboratory equipment and supplies.	43,973.09
	Austria	PFEIFFER VACUUM Austria GmbH	Laboratory equipment and supplies.	34,296.29
	Austria	Shimadzu Handelsgesellschaft mbH	Laboratory equipment and supplies.	32,178.24
	Austria	DMG Austria, Vertriebs und Service GmbH	Machinery, Special Purpose	206,866.43
	Austria	IVELLIO-VELLIN	Notebook computers.	461,941.12
	Austria	Bechtle GmbH IT-Systemhaus Wien	Notebook computers.	421,940.42
	Austria	OCE Österreich Ges.m.b.H.	Office machines - specialized	34,230.80
	Austria	Viking Direkt GesmbH	Office supplies and consumables.	145,365.60
	Austria	Lindeberg GmbH	Operations general supplies.	34,279.72
	Austria	Mondi Uncoated Fine Paper Sales GmbH	Paper, printing and copying	108,220.49
	Austria	Mondi Uncoated Fine Paper Sales GmbH	Paper, printing and copying	77,916.60
	Austria	IVELLIO-VELLIN	Personal computers (PC), general purpose (SG Only)	767,113.83
	Austria	Bechtle GmbH IT-Systemhaus Wien	Personal computers (PC), general purpose (SG Only)	431,322.09
	Austria	S and T Austria GmbH	Personal computers (PC), general purpose (SG Only)	288,009.23
	Austria	XEROX Austria GmbH	Photocopiers	112,859.61
	Austria	OMEGA Handelsges.m.bH	Printer consumables	446,958.87
	Austria	HEWLETT-PACKARD Ges.m.b.H.	Printers	75,741.98
	Austria	CANBERRA PACKARD Central Europe GmbH	Radiation detectors and monitors - General.	439,549.23
	Austria	CANBERRA PACKARD Central Europe GmbH	Radiation detectors and monitors - General.	146,022.54
	Austria	Bruker Austria GmbH	Radiation detectors and monitors - General.	113,496.99
	Austria	CANBERRA PACKARD Central Europe GmbH	Radiation detectors and monitors - General.	102,077.40
	Austria	MEET Instruments GmbH	Radiation detectors and monitors - General.	80,062.90
	Austria	CANBERRA PACKARD Central Europe GmbH	Radiation detectors and monitors - General.	68,680.35
	Austria	CANBERRA PACKARD Central Europe GmbH	Radiation detectors and monitors - General.	51,990.91
	Austria	CANBERRA PACKARD Central Europe GmbH	Radiation detectors and monitors - General.	36,883.72
	Austria	CANBERRA PACKARD Central Europe GmbH	Radiation detectors and monitors - General.	32,497.60
	Austria	MEET Instruments GmbH	Radiation protection equipment	79,391.98
	Austria	AMEX EXPORT-IMPORT Ges.m.b.H.	Radiotherapy Equipment - Brachytherapy Equipment	32,025.16
	Austria	Bechtle GmbH IT-Systemhaus Wien	Safeguards Inspection Equipment	54,372.32
	Austria	Dell Computer GmbH	Safeguards Inspection Equipment	41,652.83
	Austria	PH Palden GmbH	Safeguards Inspection Equipment	41,471.13
	Austria	SCHMIDBERGER ELEKTRO Ges.m.b.H.	Security systems and installation.	79,207.48
	Austria	IBM Oesterreich Internationale Bueromaschinen GmbH	Software licenses, installation, and maintenance	820,298.07
	Austria	SOFTWARE AG	Software licenses, installation, and maintenance	388,260.33
	Austria	Bull GmbH	Software licenses, installation, and maintenance	208,060.68
	Austria	HEWLETT-PACKARD Ges.m.b.H.	Software licenses, installation, and maintenance	195,684.46
	Austria	Capgemini Consulting Österreich AG	Software licenses, installation, and maintenance	187,297.98
	Austria	MICROSOFT Ges.m.b.H.	Software licenses, installation, and maintenance	186,389.45
	Austria	ORACLE GmbH	Software licenses, installation, and maintenance	150,730.12
	Austria	Accenture GmbH	Software licenses, installation, and maintenance	86,660.26
	Austria	Bull GmbH	Software licenses, installation, and maintenance	82,000.17
	Austria	CA Software Österreich GmbH	Software licenses, installation, and maintenance	81,069.28
	Austria	S and T Austria GmbH	Software licenses, installation, and maintenance	74,564.53
	Austria	ORACLE GmbH	Software licenses, installation, and maintenance	64,855.16
	Austria	Syrch and Partner Informatik KEGa	Software licenses, installation, and maintenance	55,909.85
	Austria	Accenture GmbH	Software licenses, installation, and maintenance	51,996.16
	Austria	Accenture GmbH	Software licenses, installation, and maintenance	47,565.30
	Austria	arbyte web solutions GmbH	Software licenses, installation, and maintenance	47,408.75

Major Orders for Goods Placed by Agency During 2011 (Orders of \$30,000 or more)

AGENCY			PO Value
Location of Supplier	Name of Supplier	Description of Goods	USD
IAEA Continued			
Austria	IBM Oesterreich Internationale Bueromaschinen GmbH	Software licenses, installation, and maintenance	41,132.65
Austria	Comparex Austria GmbH	Software licenses, installation, and maintenance	40,041.93
Austria	ACP IT Solutions GmbH	Software licenses, installation, and maintenance	36,495.15
Austria	Accenture GmbH	Software licenses, installation, and maintenance	32,259.98
Austria	CANBERRA PACKARD Central Europe GmbH	Spectrometer.	110,072.51
Austria	MEET Instruments GmbH	Spectrometer.	91,253.25
Austria	MEET Instruments GmbH	Spectrometer.	91,253.25
Austria	Thermo Fisher Scientific: wissenschaftliche Geraete GmbH	Spectrometer.	82,045.71
Austria	MEET Instruments GmbH	Spectrometer.	79,391.98
Austria	Biolab Ges.m.b.H.	Spectrometer.	38,326.20
Austria	Thermo Fisher Scientific Messtechnik GmbH	Spectrometers, mass	908,534.99
Austria	CANBERRA PACKARD Central Europe GmbH	Therapy planning systems	87,342.36
Austria	Dlouhy GmbH	Vehicles	157,732.86
Austria	Wolfgang Denzel	Vehicles	55,909.85
Austria	SCHWANDL GmbH	Vehicles	41,834.54
Austria	SCHWANDL GmbH	Vehicles	32,018.44
Austria	AUFRICHT Gesellschaft m.b.H.	X-ray equipment	160,104.82
Belgium	IBA Molecular	Nuclear medicine and radiology QA equipment	96,074.08
Canada	BOT ENGINEERING Ltd	Electronics.	115,968.90
Canada	SEASTAR CHEMICALS	Laboratory equipment and supplies - specialized	55,092.70
Canada	BOT ENGINEERING Ltd	Radiation detectors and monitors - General.	796,966.89
Canada	BOT ENGINEERING Ltd	Radiation detectors and monitors - General.	381,826.10
Canada	BOT ENGINEERING Ltd	Radiation detectors and monitors - General.	149,111.56
Canada	Amenaza Technologies Limited	Software licenses, installation, and maintenance	49,035.73
Canada	Acura of Oakville	Vehicles	56,158.18
Czech Republic	UJP Praha a.s.	Machinery, Special Purpose	68,475.58
Czech Republic	UJP Praha a.s.	Radiotherapy teletherapy - Cobalt-60 machine	1,565,411.37
Czech Republic	Tovek spol. s.r.o.	Software licenses, installation, and maintenance	110,059.93
Denmark	RISO NATIONAL LABORATORY	Laboratory equipment and supplies.	127,194.90
France	Landauer Europe	Dosimetry Equipment	66,667.25
France	AERIAL Centre de Ressources Technologiques	Laboratory equipment and supplies.	136,210.36
France	CEM W Waves	Laboratory equipment and supplies.	43,078.54
France	IBA	Pharmaceuticals	32,025.16
France	Detec Europe	Radiation detectors and monitors - General.	115,873.15
France	Landauer Europe	Radiation detectors and monitors - General.	61,188.36
France	Landauer Europe	Radiation detectors and monitors - General.	48,900.08
France	Detec Europe	Radiation detectors and monitors - General.	43,036.60
France	MIRION TECHNOLOGIES IST	Radiation portal monitors	407,009.70
France	CIS Bio International	Software licenses, installation, and maintenance	239,669.24
France	Eurware SA	Software licenses, installation, and maintenance	196,012.93
Germany	SAM - Standards and More GmbH and Co. KG	Books and Publications.	68,945.53
Germany	Springer Customer Service Center GmbH	Books and Publications.	43,987.07
Germany	Thermo Fisher Scientific Messtechnik GmbH	Dosimetry Equipment	43,205.74
Germany	Unfors Instruments GmbH	Dosimetry Equipment	34,574.65
Germany	RadPro International GmbH	Dosimetry Equipment	32,854.72
Germany	Isotope Technologies Dresden GmbH	Electronics.	108,814.54
Germany	Dr. NEUMANN Elektronik GmbH	Electronics.	44,029.00
Germany	Zambelli Metalltechnik GmbH & Co. KG	Furniture, office and industrial	109,305.10
Germany	Gamma-Service Recycling GmbH	Isotopes, Radioactive, Large Source	123,281.21
Germany	Vaices GmbH	IT Equipment, Special Purpose	77,658.78
Germany	LABSCO Laboratory Supply Company GmbH&Co	Laboratory equipment and supplies - specialized	1,663,484.33
Germany	LABSCO Laboratory Supply Company GmbH&Co	Laboratory equipment and supplies - specialized	87,131.30
Germany	Geradts GmbH	Laboratory equipment and supplies - specialized	83,165.89
Germany	BrainLAB Sales GmbH	Laboratory equipment and supplies.	198,424.32
Germany	JEOL (Germany) GmbH	Laboratory equipment and supplies.	176,507.38
Germany	Huber GmbH Germany	Laboratory equipment and supplies.	133,344.98
Germany	CMS GmbH - Computerized Medical Systems	Laboratory equipment and supplies.	125,098.28
Germany	Analytic Consult GmbH and Co KG	Laboratory equipment and supplies.	95,854.63
Germany	INTEGRA Biosciences GmbH	Laboratory equipment and supplies.	86,997.12
Germany	LABSCO Laboratory Supply Company GmbH&Co	Laboratory equipment and supplies.	81,131.60
Germany	Retsch Technology GmbH	Laboratory equipment and supplies.	71,498.91
Germany	LECO Instrumente GmbH	Laboratory equipment and supplies.	66,043.50
Germany	Astro- und Feinwerktechnik Adlershof GmbH	Laboratory equipment and supplies.	58,579.54
Germany	QIAGEN Vertriebs GmbH	Laboratory equipment and supplies.	56,722.49
Germany	WHS Sondermetalle	Laboratory equipment and supplies.	49,088.84
Germany	FLIR Radiation GmbH	Laboratory equipment and supplies.	34,837.26
Germany	Schneider Digital	Personal computers (PC), general purpose (SG Only)	86,066.22
Germany	FLIR Radiation GmbH	Radiation detectors and monitors - General.	466,120.38
Germany	Envinet GmbH	Radiation detectors and monitors - General.	299,736.59
Germany	Thermo Fisher Scientific Messtechnik GmbH	Radiation detectors and monitors - General.	280,285.13
Germany	Thermo Fisher Scientific Messtechnik GmbH	Radiation detectors and monitors - General.	203,315.13
Germany	Thermo Fisher Scientific Messtechnik GmbH	Radiation detectors and monitors - General.	145,998.20
Germany	Envinet GmbH	Radiation detectors and monitors - General.	113,174.11
Germany	Bruker Nano GmbH	Radiation detectors and monitors - General.	94,627.41
Germany	GC TECHNOLOGY Messgeraete Vertriebs GmbH	Radiation detectors and monitors - General.	93,509.22
Germany	Saphymo GmbH	Radiation detectors and monitors - General.	88,373.90
Germany	Saphymo GmbH	Radiation detectors and monitors - General.	88,373.90
Germany	Saphymo GmbH	Radiation detectors and monitors - General.	74,877.26
Germany	AnalytiCON Instruments GmbH	Radiation detectors and monitors - General.	57,587.14
Germany	Saphymo GmbH	Radiation detectors and monitors - General.	33,696.86
Germany	CMS GmbH - Computerized Medical Systems	Radiotherapy Equipment - Simulator	208,264.17
Germany	Dr. NEUMANN Elektronik GmbH	Safeguards Inspection Equipment	4,879,475.85
Germany	FLIR Radiation GmbH	Safeguards Inspection Equipment	663,090.77
Germany	GBS Elektronik GmbH	Safeguards Inspection Equipment	457,615.38
Germany	MICROSOFT Ges.m.b.H.	Software licenses, installation, and maintenance	439,004.11
Germany	Vaices GmbH	Software licenses, installation, and maintenance	359,779.85
Germany	Open Text Software GmbH	Software licenses, installation, and maintenance	199,051.49
Germany	MICROSOFT Ges.m.b.H.	Software licenses, installation, and maintenance	139,634.84
Germany	IT-CUBE SYSTEMS GmbH	Software licenses, installation, and maintenance	75,852.66
Germany	Geosystems GmbH	Software licenses, installation, and maintenance	69,887.31
Germany	Pegatec GmbH	Software licenses, installation, and maintenance	52,806.85
Germany	BrainLAB Sales GmbH	Spectrometer.	208,106.23
Germany	Analytik Jena AG	Spectrometer.	144,233.42
Germany	JAS Joint Analytical Systems	Spectrometers, mass	380,186.95
Germany	FCI Frenzel Consulting and Instruments	Spectrophotometers	75,478.29
Germany	CMS GmbH - Computerized Medical Systems	Therapy planning systems	418,624.97
Germany	Thermo Fisher Scientific Messtechnik GmbH	TLD readers	89,531.73
Germany	SIEMENS AG	X-ray equipment	83,864.77
Germany	AnalytiCON Instruments GmbH	X-ray equipment	66,392.94
Greece	Envirocoustics A.B.E.E.	Radiation detectors and monitors - General.	232,698.52
Hungary	FALCO-SOPRON BUTOR KFT.	Furniture, office and industrial	124,224.27
Hungary	Mediso Medical Imaging Systems	Gamma camera	104,677.21
Hungary	Institute of Isotopes Co. Ltd.	Irradiators	2,000,873.59
Hungary	Institute of Isotopes Co. Ltd.	Irradiators	268,367.26
Hungary	Csepel Memokiroda Ltd.	Shielded containers.	178,659.91
Hungary	Greif Hungary Kft	Shielded containers.	35,642.53
Hungary	Jakab es Tarsai Environmental Services and Trade	Software licenses, installation, and maintenance	55,825.98
India	SYMEC ENGINEERS (India) Pvt. Ltd.	Irradiators	1,165,346.03
Iran, Islamic Republic of	Kasra Resaneh co. KasraWeb	Software licenses, installation, and maintenance	41,932.38
Isle of Man	Mastrad Ltd	Non-destructive testing equipment.	36,942.02
Israel	Attunity Israel - 1992-Ltd	Software licenses, installation, and maintenance	132,087.01
Italy	Joint Research Centre	Electronics.	92,251.24
Italy	Joint Research Centre	Electronics.	73,801.00
Italy	Comecer S.P.A	Hot Cell Devices	64,296.32
Italy	Comecer S.P.A	Laboratory equipment and supplies - specialized	173,570.72
Italy	Comecer S.P.A	Laboratory equipment and supplies - specialized	125,797.15
Italy	Comecer S.P.A	Laboratory equipment and supplies - specialized	69,887.31
Italy	Milestone S.R.L.	Laboratory equipment and supplies.	41,025.90
Italy	Comecer S.P.A	Laboratory equipment and supplies.	32,672.32
Italy	Perkin Elmer Italia S.p.A.	Liquid scintillation counters	92,654.77

Major Orders for Goods Placed by Agency During 2011 (Orders of \$30,000 or more)

AGENCY			PO Value
Location of Supplier	Name of Supplier	Description of Goods	USD
IAEA Continued			
Italy	Perkin Elmer Italia S.p.A.	Liquid scintillation counters	92,654.77
Italy	Comecer S.P.A	Nuclear medicine and radiology QA equipment	69,887.31
Italy	Perkin Elmer Italia S.p.A.	Radiation detectors and monitors - General.	38,370.23
Japan	Interactive Corporation	Electron microscope	1,237,005.33
Japan	SEISHIN Trading Co., Ltd.	Laboratory equipment and supplies - specialized	43,043.84
Korea, Republic of	EB-Tech Co.,Ltd	Laboratory equipment and supplies.	882,676.68
Korea, Republic of	Korea Atomic Energy Research Institute KAERI - DAEJEON	Laboratory equipment and supplies.	38,830.37
Latvia	Baltic Scientific. Instruments	Radiation detectors and monitors - General.	51,856.38
Latvia	ZRF RITEC SIA	Radiation detectors and monitors - SG standardized	145,561.28
Lebanon	SAKR power group	Electronics.	45,186.63
Lebanon	Intertech Batinorm SAL	Spectrometers, mass	369,501.18
Malaysia	KL ANALYTICAL SDN BHD	Laboratory equipment and supplies.	103,959.33
Netherlands	ScienceDirect Elsevier	Books and Publications.	41,161.67
Netherlands	Illumina Netherlands, B.V.	Laboratory equipment and supplies.	188,881.20
Poland	AGH University of Science and Technology (AGH-UST);	Laboratory equipment and supplies.	66,323.05
Russian Federation	Sosny	Operations general supplies.	81,638.02
Russian Federation	Aspect Scientific Production Center	Radiation portal monitors	406,597.36
Russian Federation	National Research Nuclear University MEPhI	Software licenses, installation, and maintenance	195,684.46
Slovenia	Karanta Ljubljana d.o.o	Chromatographic equipment	48,921.11
Spain	Transformaciones y Servicios	Entomological equipment - specialized	66,064.81
Sweden	Radeq	Laboratory equipment and supplies.	58,202.15
Switzerland	Agilent Technologies International SARL	Electron microscope	161,209.05
Switzerland	VAT Vakuumentile AG	Laboratory equipment and supplies - specialized	49,893.47
Switzerland	Buechi Labortechnik AG	Laboratory equipment and supplies.	43,791.57
Switzerland	Varian Medical Systems International AG	Linear accelerator, medical	1,154,883.90
Switzerland	Varian Medical Systems International AG	Radiotherapy Equipment - Brachytherapy Equipment	197,691.62
Switzerland	Xinexus Nuclear AG	Software licenses, installation, and maintenance	51,996.16
Ukraine	Atom Komplex Prylad	Laboratory equipment and supplies - specialized	67,275.17
Ukraine	Atomkomplekspylad	Operations general supplies.	92,399.41
Ukraine	Atom Komplex Prylad	Operations general supplies.	77,832.54
Ukraine	Limited Liability Company "Intellectual Technologies - Slavutich"	Software licenses, installation, and maintenance	80,817.68
United Kingdom	Elsevier EMEA	Books and Publications.	54,306.63
United Kingdom	Elsevier EMEA	Books and Publications.	42,246.88
United Kingdom	IHS Global Limited	Books and Publications.	42,064.22
United Kingdom	Elsevier EMEA	Books and Publications.	40,095.75
United Kingdom	Elsevier EMEA	Books and Publications.	35,139.34
United Kingdom	Elsevier EMEA	Books and Publications.	33,245.39
United Kingdom	Track Analysis Systems Limited -TASL	Dosimetry Equipment	71,405.62
United Kingdom	Eton International	Electronics.	101,318.77
United Kingdom	Wagtech Projects Ltd.	Laboratory equipment and supplies - specialized	83,987.53
United Kingdom	Wagtech Projects Ltd.	Laboratory equipment and supplies - specialized	61,813.90
United Kingdom	PSA - P S Analytical LTD	Laboratory equipment and supplies - specialized	43,591.73
United Kingdom	Wagtech Projects Ltd.	Laboratory equipment and supplies - specialized	32,339.67
United Kingdom	Wagtech Projects Ltd.	Laboratory equipment and supplies.	143,848.39
United Kingdom	Wagtech Projects Ltd.	Laboratory equipment and supplies.	137,071.08
United Kingdom	Wagtech Projects Ltd.	Laboratory equipment and supplies.	43,274.71
United Kingdom	Sunrise Imaging EMEA Ltd.	Office machines - specialized	46,317.66
United Kingdom	AMETEK Advanced Measurement Technology	Radiation detectors and monitors - General.	436,372.71
United Kingdom	AMETEK Advanced Measurement Technology	Radiation detectors and monitors - General.	50,764.48
United Kingdom	MIRION TECHNOLOGIES IST	Safeguards Inspection Equipment	163,456.63
United Kingdom	Palantir Technologies, Inc	Software licenses, installation, and maintenance	929,557.98
United Kingdom	SHI International Corp.	Software licenses, installation, and maintenance	136,777.80
United Kingdom	SHI International Corp.	Software licenses, installation, and maintenance	115,057.21
United Kingdom	Axios Systems Plc	Software licenses, installation, and maintenance	109,286.28
United Kingdom	BORSUK SOFTWARE ENGINEERING LTD.	Software licenses, installation, and maintenance	96,141.72
United Kingdom	SHI International Corp.	Software licenses, installation, and maintenance	88,430.37
United Kingdom	Microsoft (Ireland)	Software licenses, installation, and maintenance	64,193.90
United Kingdom	Axios Systems Plc	Software licenses, installation, and maintenance	56,248.81
United Kingdom	BYG Systems Ltd.	Software licenses, installation, and maintenance	37,126.56
United Kingdom	SHI International Corp.	Software licenses, installation, and maintenance	36,786.53
United Kingdom	Entrust Ltd.	Software licenses, installation, and maintenance	36,294.98
United Kingdom	Babcock Nuclear Ltd	Software licenses, installation, and maintenance	35,819.89
United States of America	United Nations Consortium	Books and Publications.	155,145.28
United States of America	United Nations Consortium	Books and Publications.	134,742.83
United States of America	Thomson Scientific Inc.	Books and Publications.	38,505.36
United States of America	Canberra Industries, Inc.	Electronics.	371,800.47
United States of America	Canberra Industries, Inc.	Electronics.	250,566.46
United States of America	Canberra Industries, Inc.	Electronics.	180,309.25
United States of America	QUAESTA Instruments, LLC	Electronics.	149,253.08
United States of America	Aquila Technologies	Electronics.	66,595.61
United States of America	RAD SOURCE TECHNOLOGIES, Inc.	Irradiators	207,470.95
United States of America	SONALYSTS Inc.	IT Equipment, Special Purpose	154,380.12
United States of America	Hopewell Designs Inc	Laboratory equipment and supplies - specialized	161,577.69
United States of America	American Casting & Manufacturing Corp.	Laboratory equipment and supplies - specialized	71,522.67
United States of America	National Electrostatics Corp.	Laboratory equipment and supplies - specialized	53,433.47
United States of America	Aquila Technologies	Laboratory equipment and supplies - specialized	37,791.56
United States of America	PICARRO INC	Laboratory equipment and supplies.	141,308.72
United States of America	McLane Research Laboratories Inc.	Laboratory equipment and supplies.	46,681.83
United States of America	McLane Research Laboratories Inc.	Laboratory equipment and supplies.	34,157.37
United States of America	National Electrostatics Corp.	Machinery, Special Purpose	79,794.00
United States of America	ANTECH Corporation	Radiation detectors and monitors - General.	143,574.99
United States of America	GE REUTER-STOKES Inc.	Radiation detectors and monitors - General.	88,372.50
United States of America	Chemchek Instruments, Inc.	Radiation detectors and monitors - General.	84,144.32
United States of America	GE REUTER-STOKES Inc.	Radiation detectors and monitors - General.	41,863.03
United States of America	PGT Instruments, Inc. (Princeton Gamma-Tech Instruments)	Radiation detectors and monitors - General.	33,021.75
United States of America	Canberra Industries, Inc.	Safeguards Inspection Equipment	1,359,400.79
United States of America	Canberra Industries, Inc.	Safeguards Inspection Equipment	430,177.90
United States of America	Canberra Industries, Inc.	Safeguards Inspection Equipment	35,423.64
United States of America	Canberra Industries, Inc.	Software licenses, installation, and maintenance	145,931.25
United States of America	Language Weaver	Software licenses, installation, and maintenance	76,844.64
United States of America	POINTE TECHNOLOGIES	Software licenses, installation, and maintenance	46,897.18
United States of America	POINTE TECHNOLOGIES	Software licenses, installation, and maintenance	36,795.67
United States of America	ProMax Corporation	Transport Equipment	51,701.69
IFAD			
Denmark	DANOFFICE APS	IT Equipment	125,574.25
Italy	AYNO VIDEOCONFERENZE SRL	Audio Visual Equipment	65,063.39
Italy	EDISCO SRL	Audio Visual Equipment	61,582.72
Italy	DIMENSION DATA ITALIA SRL	IT Equipment	97,197.38
Italy	SOFTWAY	IT Equipment	86,275.61
Italy	G.D. GRAFIDATA SRL	IT Equipment	61,472.00
Italy	IMPRESA PIERANTONI SRL	Office Furniture	48,909.91
Italy	CATALANO UFFICIO S.R.L.	Office Furniture	47,203.92
Italy	STUARR FORM SRL	Office Furniture	32,136.77
Italy	IL PRISMA ROMA SRL CON SOCIO UNICO	Office Furniture	31,436.25
Italy	ESKER ITALIA SRL	Office Furniture	30,309.52
Italy	ADVANCED TELECOM SYSTEMS SPA	Telecommunication Equipment	108,765.40
ILO			
Bangladesh	ADVANCE TECHNOLOGY CONSORTIUM	ELECTRICIAN COURSE EQUIPMENT	51,643.84
Bangladesh	ADVANCE TECHNOLOGY CONSORTIUM	ELECTRONIC EQUIPMENT FOR MACHINE MAINTENANCE LAB/COMPUTER SERVICING COURSE	57,260.27
Bangladesh	ADVANCE TECHNOLOGY CONSORTIUM	FOOD PROCESSING AND QUALITY TESTING EQUIPMENT	218,177.10
Bangladesh	ADVANCE TECHNOLOGY CONSORTIUM	MACHINE MAINTENANCE LEATHER	128,457.45
Bangladesh	ADVANCE TECHNOLOGY CONSORTIUM	WELDER AND FITTER COURSE EQUIPMENT	192,972.60
China	PEAK INTERNATIONAL TRADE (TIANJIN) CO., LTD.	MINING, QUARRYING AND CONSTRUCTION MACHINERY AND PARTS THEREOF	174,398.00
Democratic Rep. of the Congo	MAISON DE REFERENCE	PROFESSIONAL KITS AND INTRANTS	757,349.00
Democratic Rep. of the Congo	ETS ELDORADO	PROFESSIONAL KITS AND INTRANTS	88,795.00
Democratic Rep. of the Congo	QUICAILLERIE ALBATROS	PROFESSIONAL KITS AND INTRANTS	58,886.00
Democratic Rep. of the Congo	ETS GHAEER SPRL	PROFESSIONAL KITS AND INTRANTS	55,874.00

Major Orders for Goods Placed by Agency During 2011 (Orders of \$30,000 or more)

AGENCY			PO Value
Location of Supplier	Name of Supplier	Description of Goods	USD
ILO Continued			
Democratic Rep. of the Congo	INTER DIESEL	PROFESSIONAL KITS AND INTRANTS	43,997.00
Democratic Rep. of the Congo	MAINSONELVA	PROFESSIONAL KITS AND INTRANTS	33,735.00
Denmark	ADVIZING IT	MICRO-COMPUTERS	202,016.27
Denmark	ADVIZING IT	MICRO-COMPUTERS	193,085.09
Denmark	PLANSON EUROPE	MICRO-COMPUTERS	125,739.00
Denmark	ADVIZING IT	MICRO-COMPUTERS	52,683.45
Denmark	ADVIZING IT	MICRO-COMPUTERS	52,009.29
Denmark	ADVIZING IT	MICRO-COMPUTERS	51,709.59
Denmark	ADVIZING IT	MICRO-COMPUTERS	39,512.45
Denmark	ADVIZING IT	MICRO-COMPUTERS	39,308.53
Denmark	ADVIZING IT	MICRO-COMPUTERS	38,898.91
Denmark	ADVIZING IT	MICRO-COMPUTERS	32,060.33
Denmark	KJAER & KJAER	MOTOR VEHICLES AND PARTS AND ACCESSORIES THEREOF	126,741.00
Denmark	KJAER & KJAER	MOTOR VEHICLES AND PARTS AND ACCESSORIES THEREOF	56,505.00
Denmark	ADVIZING IT	PROCESSING UNITS FOR EDP AND ACCESSORIES AND PARTS THEREOF	62,296.68
Denmark	ADVIZING IT	PROCESSING UNITS FOR EDP AND ACCESSORIES AND PARTS THEREOF	57,139.53
Denmark	ADVIZING IT	PROTECTION DEVICES FOR EDP EQUIPMENT (UPS, ETC.)	31,725.32
Finland	VERSEIDAG BALLISTIC PROTECTION OY	SECURITY AND SAFETY EQUIPMENT	36,935.70
France	SARL AND (Animation Diffusion Nouvelle) Informatique	SOFTWARE, COMPUTER, INCLUDING MANUALS	51,778.39
Germany	BOSS PRO-TEC	AGRICULTURE MACHINERY AND PARTS THEREOF	40,816.00
Germany	DASSEL, STEFAN 144592	BOOKS, BROCHURES AND LEAFLETS, MAPS AND MUSIC	38,267.39
Germany	BOSS PRO-TEC	MINING, QUARRYING AND CONSTRUCTION MACHINERY AND PARTS THEREOF	153,033.81
Haiti	HINOTAU S.A.	VEHICLE	36,300.00
Indonesia	PT WIDYA SAPTA COLAS (WASCO).	EMULSION BITUMEN	537,167.00
Ireland	MICROSOFT IRELAND OPERATIONS LTD	SOFTWARE, COMPUTER, INCLUDING MANUALS	532,468.24
Ireland	MICROSOFT IRELAND OPERATIONS LTD	SOFTWARE, COMPUTER, INCLUDING MANUALS	186,415.35
Ireland	MICROSOFT IRELAND OPERATIONS LTD	SOFTWARE, COMPUTER, INCLUDING MANUALS	171,760.37
Israel	DELEK MOTORS	MOTOR VEHICLES PARTS AND ACCESSORIES	43,174.60
Japan	TOYOTA MOTOR CORPORATION	MOTOR VEHICLES AND PARTS AND ACCESSORIES THEREOF	40,998.96
Japan	TOYOTA MOTOR CORPORATION	MOTOR VEHICLES AND PARTS AND ACCESSORIES THEREOF	33,541.18
Japan	TOYOTA MOTOR CORPORATION	MOTOR VEHICLES AND PARTS AND ACCESSORIES THEREOF	32,468.96
Lebanon	TELETRADE	IT EQUIPMENT	77,935.00
Lebanon	KETTANEH	VEHICLES (SEDAN)	35,000.00
Netherlands	EBSO SUBSCRIPTION SERV.EUROPE	NEWSPAPERS, JOURNALS AND PERIODICALS	178,000.00
Occupied Palestinian territory	BARAQ FATOUH COMMERCIAL STORES	ALUMINIUM WORKSHOP	41,588.00
Occupied Palestinian territory	EDUCATION SCIENTIFIC SUPPLIES CO. Ltd. (ESSCO)	OFFICE EQUIPMENT	58,879.00
Pakistan	MS MIA CORPORATION PVT LTD	HVAC CHILLER	59,921.00
Russian Federation	INDEPENDENCE	VEHICLE	35,130.98
Serbia, Republic of	POSLOVNA INTELIGENCIA DOO	SOFTWARE, COMPUTER, INCLUDING MANUALS	47,369.18
South Africa	MCCARTHY TOYOTA LYNNWOOD	VEHICLES	61,307.44
South Africa	MCCARTHY TOYOTA LYNNWOOD	VEHICLES	71,830.26
Sudan	SAYED ABDALLA ALSAYED ENGINEERING COMPANY	GABIONS	50,552.00
Switzerland	DORIER S.A.	AUDIO VISUAL EQUIPMENT	354,734.58
Switzerland	ORACLE SOFTWARE (SCHWEIZ) GMBH	Equipment and Accessories for Connecting the EDP Equipment into Network	295,770.00
Switzerland	IBM SCHWEIZ	Equipment and Accessories for Connecting the EDP Equipment into Network	107,933.27
Switzerland	MTF QUADRA S.A.	EQUIPMENT AND ACCESSORIES FOR CONNECTING EDP EQUIPMENT INTO NETWORK	42,433.32
Switzerland	NOS S.A.	FURNITURE	41,939.25
Switzerland	NOS S.A.	FURNITURE	33,738.21
Switzerland	CHROMOS AG	GENERAL PURPOSE MACHINERY, OTHER AND PARTS THEREOF	35,359.91
Switzerland	ARP SUISSE SA	MICRO-COMPUTERS	61,120.73
Switzerland	NEXTIRAONE	MICRO-COMPUTERS	51,981.14
Switzerland	DOORS COMPUTER S.A.	MICRO-COMPUTERS	40,168.22
Switzerland	SHARP ELECTRONICS (SCHWEIZ) AG	OFFICE AND ACCOUNTING MACHINERY AND PARTS AND ACCESSORIES	539,138.41
Switzerland	DOORS COMPUTER S.A.	PROCESSING UNITS FOR EDP AND ACCESSORIES AND PARTS THEREOF	252,037.38
Switzerland	DOORS COMPUTER S.A.	PROCESSING UNITS FOR EDP AND ACCESSORIES AND PARTS THEREOF	176,225.45
Switzerland	CONNECTIS AG	PROCESSING UNITS FOR EDP AND ACCESSORIES AND PARTS THEREOF	119,873.07
Switzerland	DOORS COMPUTER S.A.	PROCESSING UNITS FOR EDP AND ACCESSORIES AND PARTS THEREOF	84,254.21
Switzerland	HEWLETT PACKARD (SUISSE) SARL	PROCESSING UNITS FOR EDP AND ACCESSORIES AND PARTS THEREOF	68,342.48
Switzerland	DOORS COMPUTER S.A.	PROCESSING UNITS FOR EDP AND ACCESSORIES AND PARTS THEREOF	62,962.62
Switzerland	NEXTIRAONE	PROCESSING UNITS FOR EDP AND ACCESSORIES AND PARTS THEREOF	62,704.44
Switzerland	DOORS COMPUTER S.A.	PROCESSING UNITS FOR EDP AND ACCESSORIES AND PARTS THEREOF	60,252.34
Switzerland	HEWLETT PACKARD (SUISSE) SARL	PROCESSING UNITS FOR EDP AND ACCESSORIES AND PARTS THEREOF	43,200.00
Switzerland	ANTALIS SA	PULP, PAPER AND PAPERBOARD	51,214.95
Switzerland	PAPYRUS SUISSE SA	PULP, PAPER AND PAPERBOARD	35,887.85
Switzerland	UNITED NATIONS OFFICE - GENEVA	SOFTWARE, COMPUTER, INCLUDING MANUALS	350,000.00
Switzerland	ORACLE SOFTWARE (SCHWEIZ) GMBH	SOFTWARE, COMPUTER, INCLUDING MANUALS	167,393.80
Switzerland	ORACLE SOFTWARE (SCHWEIZ) GMBH	SOFTWARE, COMPUTER, INCLUDING MANUALS	153,650.00
Switzerland	HEWLETT PACKARD (SUISSE) SARL	SOFTWARE, COMPUTER, INCLUDING MANUALS	134,640.70
Switzerland	NEXTIRAONE	SOFTWARE, COMPUTER, INCLUDING MANUALS	60,433.20
Switzerland	DL GROUPE GMG	SOFTWARE, COMPUTER, INCLUDING MANUALS	51,748.97
Switzerland	HP INVENT (COMPAQ COMPUTER AG)	SOFTWARE, COMPUTER, INCLUDING MANUALS	41,635.51
Switzerland	HEWLETT PACKARD (SUISSE) SARL	STORAGE UNITS AND STORAGE MEDIA FOR EDP	641,895.76
Switzerland	NEXTIRAONE	TELECOMMUNICATION EQUIPMENT	124,439.25
Timor-Leste	LAY SHOP UNIPESAOAL LDA	CONSTRUCTION MATERIALS	100,000.00
United Arab Emirates	VAN VLIET XL GROUP FZE	MOTOR VEHICLES AND PARTS AND ACCESSORIES THEREOF	59,740.00
United Kingdom (Gibraltar)	TOYOTA GIBRALTAR STOCKHOLDINGS LTD	MOTOR VEHICLES AND PARTS AND ACCESSORIES THEREOF	133,992.33
United Kingdom (Gibraltar)	TOYOTA GIBRALTAR STOCKHOLDINGS LTD	MOTOR VEHICLES AND PARTS AND ACCESSORIES THEREOF	69,676.99
United Kingdom (Gibraltar)	TOYOTA GIBRALTAR STOCKHOLDINGS LTD	MOTOR VEHICLES AND PARTS AND ACCESSORIES THEREOF	50,608.06
United Kingdom (Gibraltar)	TOYOTA GIBRALTAR STOCKHOLDINGS LTD	MOTOR VEHICLES AND PARTS AND ACCESSORIES THEREOF	36,480.06
United Kingdom (Gibraltar)	TOYOTA GIBRALTAR STOCKHOLDINGS LTD	MOTOR VEHICLES AND PARTS AND ACCESSORIES THEREOF	31,141.45
United States of America	UNITED NATIONS - NEW YORK	BOOKS, BROCHURES AND LEAFLETS, MAPS AND MUSIC	86,500.00
ITC			
France	OFFICE DEPOT BUSINESS SOLUTIONS S.A.S.	Stationery articles n.e.c.	40,864.27
Switzerland	MIB SUISSE SA	Computers, laptop/notebook and LAN servers	234,088.43
Switzerland	DAN OFFICE SA	Computers, laptop/notebook and LAN servers	54,005.23
Switzerland	NMB OFFICE DESIGN SA	Furniture, parts and accessories thereof	94,126.34
Switzerland	ROUND OFFICE AND COLLECTIVITES SA	Furniture, parts and accessories thereof	53,450.01
Switzerland	LAN EXPERT SA	IT Data storage (Equipment, Upgrade, Software thereof)	76,116.70
Switzerland	NEXTIRAONE	IT Data storage (Equipment, Upgrade, Software thereof)	33,838.18
Switzerland	SECURITON SA	Security equipment and supplies n.e.c.	52,141.15
OPCW			
Germany	BLÜCHER GMBH	PROTECTIVE OVERALLS OR TROUSER/JACK	55,301.66
Germany	BRUKER DALTONIK GMBH	TOXIC GAS DETECTION	42,861.92
Ireland	MICROSOFT IRELAND OPERATIONS LTD	SOFTWARE LICENSES	242,507.88
Netherlands	ISSUE INFORMATION TECHNOLOGY BV	COMPUTERS, LAPTOP/NOTEBOOK	144,280.34
Netherlands	BUYITDIRECT.COM NV	COMPUTERS, LAPTOP/NOTEBOOK	68,928.52
Netherlands	CEGELEC BV	ELECTRICAL/MECHANICAL INSTALLATION	45,088.48
Netherlands	CEGELEC BV	ELECTRICAL/MECHANICAL INSTALLATION	42,598.58
Netherlands	BUYITDIRECT.COM NV	HARD DISK ACCESSORIES	35,339.28
Netherlands	BUYITDIRECT.COM NV	LAN FILE SERVERS	32,166.64
Netherlands	DELL B.V.	LAPTOP/NOTEBOOK COMPUTER ACCESSORIE	141,500.63
Netherlands	DIMENSION DATA NEDERLAND BV	PROCESSOR UPGRADES	61,676.73
Netherlands	MOTIV	SECURITY EQUIPMENT	31,418.39
Netherlands	JOINT ANALYTICAL SYSTEMS BENELUX BV (JSB)	SPECTROMETERS, MASS, ACCESSORIES TH	116,283.96
Netherlands	FLASH SERVICES NEDERLAND B.V.	WALKIE-TALKIE, RADIO-TELEPHONE	53,235.61
Netherlands	BAVAK BEVEILIGINGSGROEP BV	X-RAY SECURITY EQUIPMENT	81,963.22
UNITED KINGDOM	CORNERSTONE ONDEMAND	SOFTWARE LICENSES	39,257.35
PAHO			
Argentina	GADOR S.A.	ANTIRETROVIRAL AGENTS	124,200.00
Australia	INVERNESS MEDICAL AUSTRALIA PTY LTD	DIAGNOSTIC TEST KITS	3,311,400.00
Belgium	GLAXOSMITHKLINE BIOLOGICA	VACCINE	101,964,943.50
Brazil	SANOFI-AVENTIS FARMACEUTICA LTDA.	ANTILEISHMANIASIS	2,695,659.20
Brazil	LAFEPE.	CHAGAS	174,544.45
Brazil	RODAGRO COMERCIO E REPRESENTACOES LTDA	INSECTICIDES	6,614,500.00
Brazil	CHAMPION FARMOQUIMICO LTD	INSECTICIDES	1,365,000.00
Brazil	FERSOL INDUSTRIA E COMERC	INSECTICIDES	532,400.00
Brazil	SYNGENTA PROTECOA DE CULT	INSECTICIDES	442,239.00
Brazil	FIOTEC.	VACCINE	1,939,382.00
Canada	INTERVAX LIMITED.	VACCINE	684,909.24

Major Orders for Goods Placed by Agency During 2011 (Orders of \$30,000 or more)

AGENCY			PO Value
Location of Supplier	Name of Supplier	Description of Goods	USD
PAHO Continued			
Colombia	FARMA RED S.A.S.	ELECTROLYTES SOLUTIONS	486,824.00
Colombia	PROFICOL ANDINA B.V	INSECTICIDES	1,112,892.80
Colombia	FITOGRAÑOS COMERCIALIZADORA AGROINDUST	INSECTICIDES	379,842.00
Colombia	ELECTROFUMIGACION TORO Y CIA. LTDA.	INSECTICIDES	345,364.20
Colombia	BAYER, S/A.	INSECTICIDES	43,246.32
Costa Rica	ROCHE SERVICIOS S.A.	ANTIRETROVIRAL AGENTS	79,550.00
Denmark	STATENS SERUM INSTITUTE	DIAGNOSTIC AGENT	62,500.00
Denmark	CHEMINOVA A/S.	INSECTICIDES	1,176,040.00
Denmark	UNFPA, PROCUREMENT SERVICES SECTION.	ADMINISTRATIVE FEES	585,197.94
Denmark	UNFPA, PROCUREMENT SERVICES SECTION.	CONDOMS	11,785,198.00
Dominican Republic	ABBOTT INTERNACIONAL CO	ANTIRETROVIRAL AGENTS	68,418.63
Dominican Republic	VICTORIA TRADING, S.A.	ELECTROLYTES SOLUTIONS	267,600.00
Dominican Republic	AUTOZAMA, S.A.	VEHICLE	235,704.00
Ecuador	GRUNENTHAL ECUATORIANA C. LTDA.	ANTIRETROVIRAL AGENTS	205,397.50
El Salvador	DROGERIA UNIVERSAL.	ANTIDIABETIC AGENT	996,116.48
France	AFRICAISOINS. (SANOFI-AVENTIS)	ANTILEISHMANIASIS	150,123.12
France	CEPHEID SAS.	DIAGNOSTIC TEST KITS	67,440.00
France	BAYER ENVIRONMENTAL SCIEN	INSECTICIDES	500,000.00
France	SANOFI PASTEUR	SERA & IMMUNOGLOBULINS	135,700.00
France	MERIAL.	VACCINE	92,960,809.30
France	CEPHEID SAS.	DIAGNOSTIC INSTRUMENTS	85,000.00
France	MERIAL.	VETERINARY VACCINE	3,359,911.00
Germany	NOVARTIS VACC. AND DIAGN. GMBH & CO. KG.	VACCINE	1,658,968.50
Guatemala	BAXTER DE GUATEMALA, S.A.	ANTINEOPLASTIC AGENT	56,385.12
Guatemala	ABBOTT LABORATORIOS S.A.	ANTIRETROVIRAL AGENTS	910,678.00
Guatemala	ABBOTT LABORATORIOS S.A.	SURFACTANT	207,258.00
India	MICRO LABS LTD.	ANTIFUNGAL	77,500.00
India	MATRIX LABORATORIES LIMITED.	ANTIRETROVIRAL AGENTS	8,001,671.00
India	HETERO DRUGS LIMITED.	ANTIRETROVIRAL AGENTS	2,231,698.71
India	STRIDES ARCOLAB LIMITED.	ANTIRETROVIRAL AGENTS	1,604,746.00
India	HETERO LABS LIMITED.	ANTIRETROVIRAL AGENTS	888,800.00
India	RANBAXY LABORATORIES LIMITED.	ANTIRETROVIRAL AGENTS	165,217.50
India	CIPLA LTD	ANTIRETROVIRAL AGENTS	131,950.00
India	MYLAN LABORATORIES LTD.	ANTIRETROVIRAL AGENTS	47,450.00
India	LUPIN LIMITED.	ANTITUBERCULOSIS	1,537,085.05
India	MICRO LABS LTD.	ANTITUBERCULOSIS	42,000.00
India	MACLEODS PHARMACEUTICALS	ANTITUBERCULOSIS	37,968.00
India	AOV INTERNATIONAL.	COLD CHAIN	36,000.00
India	TAGROS CHEMICALS INDIA LTD.	INSECTICIDES	88,950.00
India	SERUM INSTITUTE OF INDIA	VACCINE	26,264,081.62
India	BHARAT BIOTECH INTERNATIONAL LIMITED.	VACCINE	676,223.16
India	PANACEA BIOTEC LTD.	VACCINE	630,850.00
India	SHANTHA BIOTECHNICS LIMITED.	VACCINE	321,616.48
India	AUROBINDO PHARMA LIMITED.	ANTIRETROVIRAL AGENTS	4,544,735.00
Ireland	BIOTRIN INTERNATIONAL.	DIAGNOSTIC TEST KITS	136,800.00
Italy	NOVARTIS VACCINES AND DIAGNOSTICS SRL.	VACCINE	10,035,629.00
Korea, Republic of	GREEN CROSS CORPORATION.	SERA & IMMUNOGLOBULINS	3,148,900.00
Korea, Republic of	GREEN CROSS CORPORATION.	VACCINE	9,628,243.00
Mexico	MERCK SHARP & DOHME.	ANTIRETROVIRAL AGENTS	72,480.00
Netherlands	IMRES	ANALGESICS	35,000.00
Netherlands	IMRES	ANTI HYPERTENSIVE	80,000.00
Netherlands	AMSTELFARMA.	ANTIBACTERIAL	39,600.00
Netherlands	IDA FOUNDATION.	ANTIBACTERIAL	37,560.00
Netherlands	IMRES	ANTIFUNGAL	423,500.00
Netherlands	IMRES	ANTIMALARIAL	131,680.00
Netherlands	IDA FOUNDATION.	ANTINEOPLASTIC AGENT	55,210.00
Netherlands	IDA FOUNDATION.	ANTITUBERCULOSIS	1,726,615.28
Netherlands	SVIZERA EUROPE BV.	ANTITUBERCULOSIS	885,212.88
Netherlands	AMSTELFARMA.	ELECTROLYTES SOLUTIONS	212,360.00
Netherlands	AMSTELFARMA.	PSYCHOTERAPEUTIC DRUGS	142,400.00
Netherlands	IMRES	PSYCHOTERAPEUTIC DRUGS	54,000.00
Netherlands	MERCK SHARP & DOHME INTERNATIONAL	VACCINE	5,569,300.00
Netherlands	IMRES	VECTOR CONTROL	59,538.91
Netherlands	THE MEDICAL EXPORT GROUP	ANTIBACTERIAL	44,100.00
Netherlands	IMRES	MEDICAL & SURGICAL S&E	123,242.50
Netherlands	IMRES	MISCELLANEOUS	67,001.00
Norway	POLYNOR.	SYRINGES	330,249.00
Panama	STENDHAL AMERICAS, S.A.	ANTIRETROVIRAL AGENTS	2,223,824.52
Panama	CSL BEHRING PANAMA S.A	BLOOD DERIVATES	625,362.15
Panama	PRODUCTOS ROCHE INTERAMERICANA S.A.	DIAGNOSTIC TEST KITS	54,210.01
Panama	CSL BEHRING PANAMA S.A	SERA & IMMUNOGLOBULINS	1,396,196.20
Spain	TOYOTA GIBRALTAR STOCKHOL	VEHICLE	49,531.31
Switzerland	NOVARTIS PHARMA AG.	ANTIMALARIAL	219,021.00
Switzerland	CRUCCELL SWITZERLAND AG.	VACCINE	31,184,725.20
Switzerland	NOVARTIS VACCINES AND DIAGNOSTICS AG.	VACCINE	600,000.00
Switzerland	INTERNATIONAL COMPUTING CENTER (ICC)	TECHNICAL SERVICES	40,666.90
United Arab Emirates	ABU DHABI MEDICAL DEVICES CO	SYRINGES	519,409.80
United Kingdom	HOCKLEY INTERNATIONAL LTD	INSECTICIDES	338,640.00
United Kingdom	GLAXOSMITHKLINE EXPORT LTD.	VACCINE	73,208,600.00
United Kingdom	NOVARTIS VACCINES & DIAGNOSTICS LIMITED.	VACCINE	8,136,030.00
United Kingdom	BESTNET EUROPE LTD.	VECTOR CONTROL	34,820.28
United States of America	LONDON FOG, INC.	AEROSOL GENERATOR	626,900.00
United States of America	TALECRIS BIOTHERAPEUTICS.	BLOOD DERIVATES	1,869,943.00
United States of America	BMIL TECHNOLOGIES, LLC	COLD CHAIN	98,730.00
United States of America	SIEMENS HEALTHCARE DIAGNOSTICS INC	DIAGNOSTIC TEST KITS	403,610.00
United States of America	BIO-RAD LABORATORIES	DIAGNOSTIC TEST KITS	300,000.00
United States of America	APPLIED BIOSYSTEMS.	LABORATORY S&E	99,800.00
United States of America	THOMAS SCIENTIFIC.	LABORATORY S&E	97,152.00
United States of America	HELM MEDICAL.	SYRINGES	2,674,213.00
United States of America	MERCK & CO. INC	VACCINE	932,550.00
United States of America	KOONS ARLINGTON TOYOTA.	VEHICLE	65,683.20
United States of America	KOONS FORD OF FALLS CHURCH.	VEHICLE	37,372.89
United States of America	LONDON FOG, INC.	AEROSOL EQUIPMENT, GENERATOR, PARTS	48,000.00
United States of America	RAYOMED.	BODY BAGS	132,090.00
United States of America	INTERNATIONAL BUILDING SE	CLEANING SERVICES	132,000.00
United States of America	ADVIZING IT.	COMPUTER LAPTOP	48,491.40
United States of America	CORE BTS, INC.	COMPUTER S&E	36,368.80
United States of America	CORE BTS, INC.	COMPUTER SOFTWARE	40,056.00
United States of America	CORASWORKS CORPORATION	COMPUTER SOFTWARE	33,000.00
United States of America	MSLI, GP	COMPUTER SOFTWARE LICENSE	194,620.00
United States of America	NORTEC COMMUNICATIONS, INC.	COMPUTER SOFTWARE LICENSE	36,940.00
United States of America	CLEARPATH SOLUTIONS GROUP.	COMPUTER SOFTWARE LICENSE	32,427.35
United States of America	MERIDIAN BIOSCIENCE, IN	DIAGNOSTIC TEST KITS	65,400.00
United States of America	CELLESTIS, INC	HOSPITAL EQUIPMENT	44,360.00
United States of America	J.REILLY ASSOCIATES	JANITORIAL SUPPLIES	45,000.00
United States of America	NUBENCO.	MEDICAL & SURGICAL S&E	40,000.00
United States of America	RAYOMED.	MEDICAL & SURGICAL S&E	33,700.00
United States of America	FRANK PARSONS, INC.	PAPER	37,816.00
United States of America	DISTRICT CREATIVE PRINTING, INC	PRINTING SERVICES	38,788.00
United States of America	UNITED BOOK PRESS, INC	PRINTING SERVICES - PUBLI	30,770.00
United States of America	VB CONSULTING ASSOCIATES	SOFTWARE SERVICES	45,080.00
United States of America	H.D. HUDSON MANUFACTURING	SPRAYERS	51,723.00
United States of America	RAYOMED.	SURGICAL GOWN	52,260.00
United States of America	CWX GROUP, LLC.	TECHNICAL SERVICES	453,600.00
United States of America	ACCELERA SOLUTIONS, INC.	TECHNICAL SERVICES	39,385.25
United States of America	TRAVEL-ON LTD.	TRAVEL AGENCY SERVICES	177,467.00
United States of America	RAYOMED.	WATER QUALITY S&E	106,000.00
Uruguay	ROCHE INTERNATIONAL LTD.	ANTIVIRAL DRUG	367,275.00
Uruguay	BECTON DICKINSON DEL URUGUAY S.A.	SYRINGES	46,785.60

Major Orders for Goods Placed by Agency During 2011 (Orders of \$30,000 or more)

AGENCY			PO Value
Location of Supplier	Name of Supplier	Description of Goods	USD
UNDP			
Afghanistan	ABDUL MAJID ALI KHIL LTD	Armored vehicles' spare parts, as p	41,540.00
Afghanistan	AFGHAN BRITISH GROUP CO. (B.R.G)	ClothingSuplies-CTC Herat	246,870.00
Afghanistan	FARHAD ARIF LOGISTIC SERVICES CO	Copier machines-Regional EPS	128,230.00
Afghanistan	MEDIA SUPPORT PARTNERSHIP AFGHANISTAN	Dissemination of Documentary f	383,000.00
Afghanistan	MEDIA SUPPORT PARTNERSHIP AFGHANISTAN	Dissemination of PSA for TV 1	652,920.00
Afghanistan	IO GLOBAL SERVICES PRIVATE LIMITED	E) Satellite receivers	253,780.00
Afghanistan	MUSTAFA	E) Telephones	46,300.00
Afghanistan	SKILL TREE GROUP LOGITIC & SUPPLY SERVIC	Exp Adjustment 105830	243,060.00
Afghanistan	TIME PRO SUPPLY	Expenditure adjustment 97627	35,380.00
Afghanistan	TIME PRO SUPPLY	Expenditure adjustment 98582	68,350.00
Afghanistan	ZARIF ZUBAIR SEDIQ LTD	Furniture & Supplies-Drug Rehb	74,310.00
Afghanistan	FAISAL ENAIAT ZADA LTD	Furniture for CTC Kabul	95,310.00
Afghanistan	FAISAL ENAIAT ZADA LTD	Furniture for Herat RTC	65,290.00
Afghanistan	ARMAGHAN AFGHAN LOGISTICS SERVICES CO	Furniture for Justice faciliti	48,210.00
Afghanistan	ARMAGHAN AFGHAN LOGISTICS SERVICES CO	Furniture for Justice Faciliti	41,880.00
Afghanistan	ARMAGHAN AFGHAN LOGISTICS SERVICES CO	Furniture for Justice facilities un	57,020.00
Afghanistan	ARMAGHAN AFGHAN LOGISTICS SERVICES CO	Furniture for Justice Facilities un	53,140.00
Afghanistan	LIWAL LIMITED	GIS Software, Printer- EPS	50,310.00
Afghanistan	ABDULLAH OMAR LOGISTIC & TRADING LTD	Gym Equipments for PTCs	80,050.00
Afghanistan	MEGAPLUS AFGHANISTAN LTD	ICT Equipments - MOI from 2009	49,850.00
Afghanistan	TIME PRO SUPPLY	Inv#1029- Supplies for CTC	68,350.00
Afghanistan	CARTRIDGE GLOBE IT SERVICES	IT Equipment for PTC	236,920.00
Afghanistan	CARTRIDGE GLOBE IT SERVICES	IT Equipmnt,Supplies for CTC	323,210.00
Afghanistan	MEGAPLUS AFGHANISTAN LTD	ITB - ICT Equipis - MOE, the PO	60,700.00
Afghanistan	AJS LOGISTICS SERVICES	Misc Equipments-CTC KBL	380,130.00
Afghanistan	HALO TRUST	office supply/ HALO	48,650.00
Afghanistan	SKILL TREE GROUP LOGITIC & SUPPLY SERVIC	Online UPS, IT Equipmnts-LOTFA	243,060.00
Afghanistan	AFGHAN TELECOM	Payment for Afghan Telecom for the	46,280.00
Afghanistan	DA AFGHANISTAN BRISHNA SHIRKAT	Payment for electricity Charge of	37,850.00
Afghanistan	DA AFGHANISTAN BRISHNA SHIRKAT	Payment for electricy Charge	32,680.00
Afghanistan	ROSHAN TELECOM DEVELOP.CO. AFG.LTD.	Payment for Postpaid for the period	37,180.00
Afghanistan	IO GLOBAL SERVICES PRIVATE LIMITED	Payment for the cost of intern	32,340.00
Afghanistan	AL NAKHEEL PRINTING PRESS	Printing School Notesbooks-GMU	141,760.00
Afghanistan	MEDIA SUPPORT PARTNERSHIP AFGHANISTAN	Production of Documentary film	34,820.00
Afghanistan	CETENA GROUP	Provision of script writing, P	97,960.00
Afghanistan	TIME PRO SUPPLY	RDP#10-CTC Stationeries	35,380.00
Afghanistan	ALPHA TECH INTERNATIONAL LTD	Softwares for EPS- LOTFA	63,400.00
Afghanistan	CARTRIDGE GLOBE IT SERVICES	Supply &IT Equip for Herat PTC	363,870.00
Afghanistan	AFGHAN CRYSTAL CO LTD	Toners,IT Eqpmnt-EPS	53,840.00
Afghanistan	AZARM LTD	Toyota LandCrsr for DM Adm	110,000.00
Angola	EMP TRANS LDA CARGO CENTER LUANDA	Correct COA Inv 310.008/11Emp	42,220.00
Angola	EMP TRANS LDA CARGO CENTER LUANDA	EMP-TRANS Payment	34,720.00
Angola	UNICEF - COPENHGEN	Reagents, diagnostic or labora	304,860.00
Argentina	SIEMENS S.A.	Not identified	700,000.00
Argentina	DROGUERIA COMARSA S.A.	Not identified	90,160.00
Argentina	DROGUERIA COMARSA S.A.	Not identified	30,420.00
Argentina	DROGUERIA COMARSA S.A.	Not identified	58,030.00
Argentina	DROGUERIA COMARSA S.A.	Not identified	34,840.00
Argentina	FARMED S.A.	Not identified	97,450.00
Argentina	DROGUERIA COMARSA S.A.	Not identified	98,340.00
Argentina	RAYOS X DINAN S.A.	Not identified	61,300.00
Argentina	STILNOVO SA	Not identified	82,280.00
Argentina	MACOR INSUMOS HOSPITALARIOS S.R.L.	Not identified	49,390.00
Argentina	WENT S.A.	Not identified	53,870.00
Argentina	INSTRUEQUIPOS S.A.	Not identified	79,280.00
Argentina	INSTRUEQUIPOS S.A.	Not identified	67,080.00
Argentina	DROGUERIA COMARSA S.A.	Not identified	181,190.00
Argentina	INSTRUEQUIPOS S.A.	Not identified	85,820.00
Argentina	INSTRUEQUIPOS S.A.	Not identified	73,260.00
Argentina	INSTRUEQUIPOS S.A.	Not identified	106,760.00
Argentina	DROGUERIA COMARSA S.A.	Not identified	49,050.00
Argentina	DROGUERIA COMARSA S.A.	Not identified	71,190.00
Argentina	DROGUERIA COMARSA S.A.	Not identified	97,630.00
Argentina	MEDIPHARMA S.A.	Not identified	32,950.00
Argentina	MEDIFARM S.A.	Not identified	32,790.00
Argentina	DROGUERIA COMARSA S.A.	Not identified	93,820.00
Argentina	DROGUERIA COMARSA S.A.	Not identified	90,070.00
Argentina	MACOR INSUMOS HOSPITALARIOS S.R.L.	Not identified	61,970.00
Argentina	MACOR INSUMOS HOSPITALARIOS S.R.L.	Not identified	47,740.00
Argentina	FARMED S.A.	Not identified	96,490.00
Argentina	FARMED S.A.	Not identified	64,260.00
Argentina	FARMED S.A.	Not identified	94,700.00
Argentina	MEDIFARM S.A.	Not identified	59,230.00
Argentina	FARMED S.A.	Not identified	116,110.00
Argentina	FARMED S.A.	Not identified	55,570.00
Argentina	FARMED S.A.	Not identified	78,150.00
Argentina	FARMED S.A.	Not identified	98,060.00
Argentina	FARMED S.A.	Not identified	34,550.00
Argentina	FARMED S.A.	Not identified	97,490.00
Argentina	FARMED S.A.	Not identified	98,300.00
Argentina	FARMED S.A.	Not identified	97,390.00
Argentina	MEDIFARM S.A.	Not identified	44,100.00
Argentina	DROGUERIA COMARSA S.A.	Not identified	158,930.00
Argentina	MACOR INSUMOS HOSPITALARIOS S.R.L.	Not identified	32,640.00
Argentina	CASA PIRO S.A.	Not identified	31,930.00
Argentina	DROGUERIA COMARSA S.A.	Not identified	78,020.00
Argentina	DROGUERIA COMARSA S.A.	Not identified	86,570.00
Argentina	CASA PIRO S.A.	Not identified	85,260.00
Argentina	DROGUERIA COMARSA S.A.	Not identified	81,420.00
Argentina	DROGUERIA COMARSA S.A.	Not identified	73,010.00
Argentina	DROGUERIA COMARSA S.A.	Not identified	83,280.00
Argentina	DROGUERIA COMARSA S.A.	Not identified	63,950.00
Argentina	CASA PIRO S.A.	Not identified	79,780.00
Argentina	DROGUERIA COMARSA S.A.	Not identified	170,950.00
Argentina	CENTRO DE SERVICIOS HOSPITALARIOS S.A.	Not identified	142,450.00
Argentina	CENTRO DE SERVICIOS HOSPITALARIOS S.A.	Not identified	71,920.00
Argentina	MACOR INSUMOS HOSPITALARIOS S.R.L.	Not identified	51,640.00
Argentina	MACOR INSUMOS HOSPITALARIOS S.R.L.	Not identified	57,170.00
Argentina	WENT S.A.	Not identified	49,100.00
Argentina	WENT S.A.	Not identified	35,530.00
Argentina	INSTRUEQUIPOS S.A.	Not identified	49,330.00
Argentina	DROGUERIA COMARSA S.A.	Not identified	57,190.00
Argentina	DROGUERIA COMARSA S.A.	Not identified	52,910.00
Argentina	DROGUERIA COMARSA S.A.	Not identified	47,070.00
Argentina	DROGUERIA COMARSA S.A.	Not identified	95,400.00
Argentina	FARMED S.A.	Not identified	190,720.00
Argentina	FARMED S.A.	Not identified	73,180.00
Argentina	CASA PIRO S.A.	Not identified	69,240.00
Argentina	CASA PIRO S.A.	Not identified	173,290.00
Argentina	MACOR INSUMOS HOSPITALARIOS S.R.L.	Not identified	41,120.00
Argentina	MACOR INSUMOS HOSPITALARIOS S.R.L.	Not identified	52,490.00
Argentina	DROGUERIA COMARSA S.A.	Not identified	154,030.00
Argentina	DROGUERIA COMARSA S.A.	Not identified	98,020.00
Argentina	DROGUERIA COMARSA S.A.	Not identified	207,030.00
Argentina	JOSE ANACLETO E HIJOS SA	Not identified	38,140.00
Argentina	BG ANALIZADORES SA	Not identified	32,640.00
Argentina	QUIRO-MED S.A.C.I.F.	Not identified	42,550.00
Argentina	GRIENSU S.A.	Not identified	194,050.00
Argentina	GRIENSU S.A.	Not identified	43,620.00
Argentina	NETSIS SRL	Not identified	31,380.00

Major Orders for Goods Placed by Agency During 2011 (Orders of \$30,000 or more)

AGENCY			PO Value
Location of Supplier	Name of Supplier	Description of Goods	USD
UNDP Continued			
Argentina	COLOMBO DANIEL MARCELO	Not identified	38,170.00
Argentina	PRODMOBI SA	Not identified	787,890.00
Argentina	DATASTAR ARGENTINA S.A.	Not identified	252,110.00
Argentina	DELL AMERICA LATINA CORP.	Not identified	750,950.00
Argentina	JENCK S.A.	Not identified	79,200.00
Argentina	EDSI TREND ARGENTINA SA	Not identified	39,510.00
Argentina	INTELEKTRON SA	Not identified	36,440.00
Argentina	OFFICEXPERTS S.R.L.	Not identified	60,360.00
Argentina	IT NETWORK SA	Not identified	80,160.00
Argentina	PRINTER PLANET S.R.L.	Not identified	75,830.00
Argentina	QUIRO-MED S.A.C.I.F.	Not identified	56,610.00
Argentina	AEROTERRA S.A.	Not identified	94,860.00
Argentina	GRUNOW JUAN EDUARDO	Not identified	41,540.00
Argentina	MARTINS BARRIGA WALTER JAVIER	Not identified	54,590.00
Argentina	EZCA SERVICIOS GENERALES SA	Not identified	77,280.00
Argentina	M.O.S.T. SA	Not identified	98,320.00
Argentina	POLARI MARTIN LEONIDAS	Not identified	73,090.00
Argentina	ROMERO DIEGO LUIS	Not identified	54,960.00
Argentina	BRITE PRODUCTIONS LATIN AMERICA SRL	Not identified	71,950.00
Argentina	14 AL CENTRO S.A.	Not identified	60,110.00
Argentina	SORUCO JORGE NICOLAS	Not identified	38,650.00
Argentina	SOUZA ALBA	Not identified	93,380.00
Argentina	GHIO JUAN MATIAS	Not identified	72,090.00
Argentina	DINATECH S.A.	Not identified	225,500.00
Argentina	AVNET TECHNOLOGY SOLUTIONS ARGENTINA SA	Not identified	1,339,620.00
Argentina	GRUPO AUDIOVISUAL MERIDIANO ARGENTINA SA	Not identified	75,000.00
Argentina	NEC ARGENTINA S.A.	Not identified	350,570.00
Argentina	DINATECH S.A.	Not identified	169,810.00
Argentina	DELL AMERICA LATINA CORP.	Not identified	782,130.00
Argentina	DELL AMERICA LATINA CORP.	Not identified	156,430.00
Argentina	DINATECH S.A.	Not identified	2,867,550.00
Argentina	COMMSUR SRL	Not identified	288,680.00
Argentina	NEC ARGENTINA S.A.	Not identified	4,935,300.00
Argentina	EUROCALCOGRAFICA SA	Not identified	1,264,290.00
Argentina	DINATECH S.A.	Not identified	3,903,640.00
Argentina	MEGATRANS SA	Not identified	1,178,880.00
Argentina	MEGATRANS SA	Not identified	294,720.00
Argentina	INSUMOS AMG LA PLATA SA	Not identified	77,410.00
Argentina	DELL AMERICA LATINA CORP.	Not identified	156,930.00
Argentina	DELL AMERICA LATINA CORP.	Not identified	799,900.00
Argentina	PARAMETRO SA	Not identified	79,710.00
Argentina	IVECAM SA	Not identified	314,580.00
Argentina	GMS SA	Not identified	65,790.00
Argentina	NEC ARGENTINA S.A.	Not identified	1,979,520.00
Argentina	INSUMOS AMG LA PLATA SA	Not identified	294,830.00
Argentina	NEC ARGENTINA S.A.	Not identified	2,632,210.00
Argentina	INSUMOS AMG LA PLATA SA	Not identified	88,200.00
Argentina	TELESPAZIO ARGENTINA SA	Not identified	666,830.00
Argentina	TELESPAZIO ARGENTINA SA	Not identified	80,660.00
Argentina	TELESPAZIO ARGENTINA SA	Not identified	45,940.00
Argentina	DINATECH S.A.	Not identified	89,690.00
Argentina	DINATECH S.A.	Not identified	639,400.00
Argentina	DINATECH S.A.	Not identified	3,247,490.00
Argentina	DINATECH S.A.	Not identified	639,400.00
Argentina	DINATECH S.A.	Not identified	639,400.00
Argentina	DINATECH S.A.	Not identified	617,110.00
Argentina	DINATECH S.A.	Not identified	652,850.00
Argentina	DINATECH S.A.	Not identified	639,400.00
Argentina	IVECAM SA	Not identified	81,410.00
Argentina	SHC SRL	Not identified	88,170.00
Argentina	TRACKER S.A.	Not identified	1,665,830.00
Argentina	LABORATORIO LKM SA	Not identified	488,660.00
Argentina	LABORATORIO LKM SA	Not identified	488,330.00
Argentina	LABORATORIO LKM SA	Not identified	455,820.00
Argentina	LABORATORIOS FILAXIS S.A.	Not identified	512,270.00
Argentina	ROEMMERS S.A.I.C.F.	Not identified	705,090.00
Argentina	INGHEN SA	Not identified	58,960.00
Argentina	GMS SA	Not identified	53,000.00
Argentina	GMS SA	Not identified	52,010.00
Argentina	GRAFICA TADDEO SRL	Not identified	61,000.00
Argentina	ARTES GRAFICAS BUSCHI S.A.	Not identified	39,310.00
Argentina	COLAVITTO VICTOR MARCELO	Not identified	37,020.00
Argentina	BG ANALIZADORES SA	Not identified	36,840.00
Argentina	MEDIPHARMA S.A.	Not identified	34,940.00
Argentina	LABORATORIOS DUNCAN S.A.	Not identified	44,850.00
Argentina	LAFEDAR SOCIEDAD ANONIMA	Not identified	57,390.00
Argentina	LAFEDAR SOCIEDAD ANONIMA	Not identified	33,860.00
Argentina	ELI LILLY INTERAMERICA INC SUC.ARG.	Not identified	396,110.00
Argentina	LABORATORIOS DUNCAN S.A.	Not identified	45,060.00
Argentina	LABORATORIO PABLO CASSARA SRL	Not identified	114,550.00
Argentina	SAVANT PHARM S.A.	Not identified	116,790.00
Argentina	KLONAL S.R.L.	Not identified	115,490.00
Argentina	LABORATORIOS FABRA S.A.	Not identified	96,570.00
Argentina	LABORATORIOS FABRA S.A.	Not identified	95,650.00
Argentina	ROFINA S.A.I.C.F.	Not identified	41,020.00
Argentina	SANT GALL FRIBURG Q.C.I. S.R.L.	Not identified	36,230.00
Argentina	CASCALES FRANCISCO	Not identified	55,410.00
Argentina	DRAWER S.A.	Not identified	115,750.00
Argentina	NARVAEZ VILLARRUBIA CLAUDIA WUILLMA	Not identified	38,060.00
Argentina	LABORATORIOS DUNCAN S.A.	Not identified	49,320.00
Argentina	LABORATORIOS DUNCAN S.A.	Not identified	48,560.00
Argentina	KLONAL S.R.L.	Not identified	48,300.00
Argentina	LABORATORIOS FABRA S.A.	Not identified	46,380.00
Argentina	KLONAL S.R.L.	Not identified	49,440.00
Argentina	LAFEDAR SOCIEDAD ANONIMA	Not identified	354,130.00
Argentina	LABORATORIOS FABRA S.A.	Not identified	45,660.00
Argentina	SANT GALL FRIBURG Q.C.I. S.R.L.	Not identified	37,110.00
Argentina	LABORATORIO PABLO CASSARA SRL	Not identified	116,210.00
Argentina	BIOCIENTIFICA SA	Not identified	57,390.00
Argentina	MEDIPHARMA S.A.	Not identified	35,450.00
Argentina	DRAWER S.A.	Not identified	140,300.00
Argentina	MICROLAT S.R.L.	Not identified	39,250.00
Argentina	INVITROGEN ARGENTINA SA	Not identified	98,050.00
Argentina	LABORATORIO INTERNACIONAL ARGENTINO SA	Not identified	144,120.00
Argentina	KLONAL S.R.L.	Not identified	115,490.00
Argentina	DRAWER S.A.	Not identified	137,020.00
Argentina	KLONAL S.R.L.	Not identified	66,160.00
Argentina	SAVANT PHARM S.A.	Not identified	97,150.00
Argentina	INDRA SI SA	Not identified	350,860.00
Argentina	ESTUDIOS Y PROYECTOS SRL	Not identified	235,260.00
Argentina	SOUZA ALBA	Not identified	85,020.00
Argentina	ESTUDIOS Y PROYECTOS SRL	Not identified	119,350.00
Argentina	ESTUDIOS Y PROYECTOS SRL	Not identified	95,000.00
Argentina	ESTUDIOS Y PROYECTOS SRL	Not identified	139,710.00
Argentina	ESTUDIOS Y PROYECTOS SRL	Not identified	115,850.00
Argentina	DINATECH S.A.	Not identified	213,830.00
Argentina	DINATECH S.A.	Not identified	2,336,270.00
Argentina	SHC SRL	Not identified	89,790.00
Argentina	DELL AMERICA LATINA CORP.	Not identified	1,946,830.00
Argentina	TRACKER S.A.	Not identified	788,560.00

Major Orders for Goods Placed by Agency During 2011 (Orders of \$30,000 or more)

AGENCY	Location of Supplier	Name of Supplier	Description of Goods	PO Value USD
UNDP Continued				
Argentina		HEWLETT PACKARD ARGENTINA S.R.L.	Not identified	133,800.00
Argentina		EXO S.A.	Not identified	431,740.00
Argentina		GRANET S.A.	Not identified	33,140.00
Argentina		INDRA SI SA	Not identified	95,180.00
Argentina		DINATECH S.A.	Not identified	350,590.00
Argentina		MILKAO SA	Not identified	42,860.00
Argentina		PLANTIE TALLERES GRAFICOS SA	Not identified	33,320.00
Argentina		CAETANO RUBEN DARIO	Not identified	32,940.00
Argentina		RANDOM HOUSE MONDADORI SA	RBLAC PUBLICACION REPORT ON SOCIAL	58,060.00
Argentina		LATIN GRAFICA S.R.L.	REFBICENTENARIO IMPRESION DE 250 EJ	30,850.00
Armenia		AR AND AR DESIGN CONSTRUCTION	Design, manufacturing and deli	31,440.00
Armenia		MAGGA PRODUCTION COOPERATIVE	E) Agricultural machinery & eq	78,000.00
Armenia		LOGIC INTER LLC	E) Food and beverage equipment	43,330.00
Armenia		MAGGA PRODUCTION COOPERATIVE	Geizer 1600 fire extinguish mo	85,400.00
Armenia		MAGGA PRODUCTION COOPERATIVE	Geizer 1600 fire extinguish motor p	85,400.00
Armenia		GALOPER Co. Ltd.	NISSAN SLX TYPE 2 4WD	35,120.00
Armenia		SEAR GROUP LLC	Procurement of polyethylene ir	39,170.00
Armenia		LOGIC INTER LLC	Slip on Unit in inox low press	37,350.00
Australia		STERIDIUM PTY LTD	Autoclave System, Delivery: Ninh Bi	87,280.00
Austria		SCHAGERL	30% OC 0051/ AJUSTE V 30097	30,880.00
Austria		SCHAGERL	70% OC104,8 TROMPETA-2 TROMBON	38,250.00
Austria		AMEX EXPORT-IMPORT GMBH	A) Laboratory Equipment	176,640.00
Austria		AMEX EXPORT-IMPORT GMBH	AmpliSens® HIV-Monitor, packin	84,400.00
Austria		AMEX EXPORT-IMPORT GMBH	AmpliSens® HIV-Monitor-FRT TR-V0-M(43,000.00
Austria		AMEX EXPORT-IMPORT GMBH	Automated Enzyme Immunoassay A	55,730.00
Austria		AMEX EXPORT-IMPORT GMBH	Automated Enzyme Immunoassay Analyz	85,220.00
Austria		AMEX EXPORT-IMPORT GMBH	Automated system for mycobater	260,620.00
Austria		AMEX EXPORT-IMPORT GMBH	Automated system for mycobaterium d	282,850.00
Austria		AMEX EXPORT-IMPORT GMBH	BD FACS Count, PAC-50	73,070.00
Austria		AMEX EXPORT-IMPORT GMBH	BeneHeart D3 is one compact , durab	52,380.00
Austria		AMEX EXPORT-IMPORT GMBH	Biological safety cabinet and	47,520.00
Austria		AMEX EXPORT-IMPORT GMBH	Biological safety cabinet and spare	47,310.00
Austria		AMEX EXPORT-IMPORT GMBH	CD count kits and related item	31,710.00
Austria		AMEX EXPORT-IMPORT GMBH	E) Land Transport	40,120.00
Austria		AMEX EXPORT-IMPORT GMBH	E) Medical Equipment	870,440.00
Austria		AMEX EXPORT-IMPORT GMBH	E) Medical Kits - lot 1 year 2	60,010.00
Austria		AMEX EXPORT-IMPORT GMBH	E) Medical Kits - Lot 2 year 3	45,380.00
Austria		AMEX EXPORT-IMPORT GMBH	ELISA HIV test kits	79,120.00
Austria		AMEX EXPORT-IMPORT GMBH	Endoscopic equipment as per th	468,510.00
Austria		AMEX EXPORT-IMPORT GMBH	Equipment for real-time PCR an	110,850.00
Austria		AMEX EXPORT-IMPORT GMBH	Equipment for real-time PCR analysi	128,570.00
Austria		AMEX EXPORT-IMPORT GMBH	Flow Cytometer Partec PAS 3 Co	40,730.00
Austria		AMEX EXPORT-IMPORT GMBH	Flow Cytometer Reagents for Partec	42,370.00
Austria		AMEX EXPORT-IMPORT GMBH	Freezers, low temperature	73,150.00
Austria		AMEX EXPORT-IMPORT GMBH	High Frequency Mobile X-ray Equipme	35,100.00
Austria		AMEX EXPORT-IMPORT GMBH	HIV test kits and blood group	150,860.00
Austria		AMEX EXPORT-IMPORT GMBH	HIV test kits and related item	75,870.00
Austria		AMEX EXPORT-IMPORT GMBH	IFA diagnostics on HIV 1/2 ant	106,780.00
Austria		AMEX EXPORT-IMPORT GMBH	Lab furniture	86,450.00
Austria		AMEX EXPORT-IMPORT GMBH	Laboratory Equipment & Supply	271,270.00
Austria		AMEX EXPORT-IMPORT GMBH	LABORATORY EQUIPMENT - Blood D	31,240.00
Austria		AMEX EXPORT-IMPORT GMBH	LABORATORY EQUIPMENT - RT PCR	690,100.00
Austria		AMEX EXPORT-IMPORT GMBH	LABORATORY EQUIPMENT & SUPPLIE	172,670.00
Austria		AMEX EXPORT-IMPORT GMBH	Laboratory Equipment & Supply	271,270.00
Austria		AMEX EXPORT-IMPORT GMBH	LABORATORY EQUIPMENT AND REAGE	32,110.00
Austria		AMEX EXPORT-IMPORT GMBH	Laboratory equipment and suppl	271,270.00
Austria		AMEX EXPORT-IMPORT GMBH	LABORATORY EQUIPMENT- Consumab	31,530.00
Austria		AMEX EXPORT-IMPORT GMBH	LABORATORY EQUIPMENT Consumabl	45,140.00
Austria		AMEX EXPORT-IMPORT GMBH	Laboratory equipment, special	474,070.00
Austria		AMEX EXPORT-IMPORT GMBH	LABORATORY EQUIPMENT, Thermal	42,700.00
Austria		AMEX EXPORT-IMPORT GMBH	LABORATORY EQUIPMENT, Thermal Incub	39,220.00
Austria		AMEX EXPORT-IMPORT GMBH	LABORATORY SUPPLIES - item 1 and 2	110,480.00
Austria		AMEX EXPORT-IMPORT GMBH	LABORATORY SUPPLIES - item item 3 -	63,760.00
Austria		AMEX EXPORT-IMPORT GMBH	Medical supplies	157,210.00
Austria		AMEX EXPORT-IMPORT GMBH	Medical waste incinerator	134,200.00
Austria		AMEX EXPORT-IMPORT GMBH	Microscopes CX21	95,090.00
Austria		AMEX EXPORT-IMPORT GMBH	Reagents and test kits	49,190.00
Austria		AMEX EXPORT-IMPORT GMBH	Reagents for BPC Keylab analyz	88,330.00
Austria		AMEX EXPORT-IMPORT GMBH	Reagents for Global 300/600 an	112,640.00
Austria		AMEX EXPORT-IMPORT GMBH	Reagents for National Microbio	49,060.00
Austria		AMEX EXPORT-IMPORT GMBH	Reagents for Pentra 400 analyz	37,090.00
Austria		AMEX EXPORT-IMPORT GMBH	Reagents, diagnostic or laboratory,	60,780.00
Austria		AMEX EXPORT-IMPORT GMBH	Required after sales Services	91,910.00
Austria		AMEX EXPORT-IMPORT GMBH	Sea freight transport item 1 and 2	73,010.00
Austria		AMEX EXPORT-IMPORT GMBH	Sperm Washing Equipment as per	92,050.00
Austria		AMEX EXPORT-IMPORT GMBH	Sperm Washing Equipment as per the	105,170.00
Austria		AMEX EXPORT-IMPORT GMBH	Sputum cups - polypropylene (PP)	48,020.00
Austria		AMEX EXPORT-IMPORT GMBH	Swabs - Sterile swabs, specificatio	98,200.00
Austria		AMEX EXPORT-IMPORT GMBH	Syring 2ml and 5 ml with needle, an	112,750.00
Austria		AMEX EXPORT-IMPORT GMBH	Syringe 2 ml with needle	82,470.00
Austria		AMEX EXPORT-IMPORT GMBH	Tritest Reagent for CD 3/4/45 with	82,660.00
Austria		AMEX EXPORT-IMPORT GMBH	Ventilator	65,990.00
Azerbaijan		BM Texnologiya	2nd tranche (20%) final payme	46,940.00
Azerbaijan		Legenda CO	E) Controlling units or device	66,240.00
Azerbaijan		Legenda CO	E) Controlling units or device , 80	66,240.00
Azerbaijan		Hilal Elektrik Insh. Tur	E) Diesel generators	386,080.00
Azerbaijan		Hilal Elektrik Insh. Tur	E) Electrical management devi	158,980.00
Azerbaijan		Legenda CO	E) Minivans or vans for IBM pr	108,400.00
Azerbaijan		SINAM MMC	E) Network routers	1,081,140.00
Azerbaijan		New Tech LLC	E) Network routers	200,010.00
Azerbaijan		SINAM MMC	E) Network routers second inst	93,140.00
Azerbaijan		Sun Master MMC	E) Notebook computers	36,100.00
Azerbaijan		NTC LLC	E) Software (license)	522,030.00
Azerbaijan		GRAN ELECTRIC A.S.	equipment	142,190.00
Azerbaijan		STREAMFORD WORLDWIDE LIMITED	equipment	132,830.00
Azerbaijan		Streamford Worldwide Limited	pay. foe equipment	103,990.00
Azerbaijan		AzNetComp MMC	Payment to AzNetCompt for proc	62,080.00
Azerbaijan		SINAM MMC	Payment to SINAM LLC according	90,000.00
Azerbaijan		SINAM MMC	Payment to Sinam LLC according	50,000.00
Azerbaijan		SINAM MMC	Payment to SINAM LLC for part	85,500.00
Azerbaijan		GRAN ELECTRIC A.S.	procurement of special mechanic	138,550.00
Bangladesh		AAMRA NETWORKS LIMITED	Audio Conference Device	43,560.00
Bangladesh		BLUE CANVAS LTD	Billboard	35,120.00
Bangladesh		Sterling Multi Technologies Ltd	Crime Scene Kit for PRP	103,410.00
Bangladesh		Tech Valley Computers Ltd.	Delivery of 562 Open Licences	276,750.00
Bangladesh		Multistar Technologies	Desktop PC	114,840.00
Bangladesh		Initiative Limited	Desktop PC	88,360.00
Bangladesh		Information Solution Ltd	Desktop PC	69,920.00
Bangladesh		Flora Limited	Desktop PC	42,470.00
Bangladesh		Scheme Associates	Equipment and installation of	39,940.00
Bangladesh		RADIO TRANS.SA	HF , VHF & Telecom Accesories as pe	31,810.00
Bangladesh		Tech Valley Computers Ltd.	LAN Equipment & Installation f	275,560.00
Bangladesh		Tech Valley Networks Ltd	Laptop Computer with Docking s	45,650.00
Bangladesh		D Biz Corporation	Microsoft Office Professional	33,960.00
Bangladesh		Initiative Limited	Mobile Forensic Workstation	73,500.00
Bangladesh		Karnaphuli Industries Ltd.	Motor cycleBrand : YamahaMod	83,670.00
Bangladesh		Karnaphuli Industries Ltd.	Motor CycleBrand: YamahaMode	160,170.00
Bangladesh		Flora Limited	Personal Computer	44,000.00
Bangladesh		Flora Limited	Personal Printers	37,230.00
Bangladesh		Executive Technologies Ltd.	Photocopier	67,810.00

Major Orders for Goods Placed by Agency During 2011 (Orders of \$30,000 or more)

AGENCY			PO Value
Location of Supplier	Name of Supplier	Description of Goods	USD
UNDP Continued			
Bangladesh	Trade Linkers Office Automation Ltd.	Photocopier	65,700.00
Bangladesh	Flora Limited	Printer	232,100.00
Bangladesh	Thakral Information Systems Pvt. Ltd.	Printer	58,820.00
Bangladesh	MYSTIC	Second Phase (40%) (Payment up	162,880.00
Bangladesh	BRACNet Ltd	Site Router- Cisco 1941	69,690.00
Bangladesh	Graphic Associates Ltd.	Two Finger Scanner for Rolled	68,750.00
Bangladesh	Honeycom Automation & Security Pvt. Ltd.	Upgradation of CCTV Security S	102,990.00
Barbados	TOKMAKJIAN INTERNATIONAL INC.	TRUCK	36,000.00
Belarus	REPUBLIKANSKIY TEATR BEL DRAMATURGII GU	Conducting of guest performance "Wh	32,000.00
Belarus	PATRIARKH KOMPIUTER SERVIS	DESKTOP "PARTIARCH" WITH KEYBO	34,210.00
Belarus	ZHDANOVICH S. E. IP	E) Audio Visual Productions	87,900.00
Belarus	NONSTOPMEDIA, CHUP	E) Audio Visual Productions (67,290.00
Belarus	Tutankhamon CHUP	E) Audio Visual Productions, f	47,150.00
Belarus	OOO "COMPANY ALGIMED"	E) Laboratory Equipment (Therm	38,300.00
Belarus	DISTILAND OOO	PROJECTOR BenQ MX660P	50,150.00
Belarus	LABORATORNYE I VESOVYE SISTEMY, OOO	THERMOSTATE ST1200M	41,520.00
Belgium	ZETES INDUSTRIES	Continuous support and mainten	293,000.00
Belgium	ZETES INDUSTRIES	Coordination, supervision and	82,540.00
Belgium	ZETES INDUSTRIES	Deployment of Hardware for the	47,760.00
Belgium	ZETES INDUSTRIES	Design and development of Biom	61,350.00
Belgium	Toyota Gibraltar Stockholdings Ltd	Land Cruiser 200 Station Wagon	64,620.00
Belgium	Toyota Gibraltar Stockholdings Ltd	Land Cruiser Hardtop 10 seater	38,550.00
Belgium	B.D.C INTERNATIONAL S.A.	SPARE PARTS FOR LAB. EQUIPMENT	30,120.00
Belgium	ZETES INDUSTRIES	Supply of Software, including	107,770.00
Belgium	ZETES INDUSTRIES	System (hardware and software)	60,360.00
Belgium	Toyota Gibraltar Stockholdings Ltd	Toyota land cruiser	40,810.00
Belgium	Toyota Gibraltar Stockholdings Ltd	Toyota Hilux pick up	85,160.00
Belgium	Toyota Gibraltar Stockholdings Ltd	Toyota Land Cruiser Prado	41,170.00
Benin	Ets GHELOU COMMUNICATION	20.000 Affiches type A1	89,310.00
Benin	Ets GHELOU COMMUNICATION	20.000 Affiches type A2	68,540.00
Benin	Toyota Gibraltar Stockholdings Ltd	A) Vehicles - Repair Supplies	39,180.00
Benin	Toyota Gibraltar Stockholdings Ltd	A) Vehicles - Repair Supplies/	30,050.00
Benin	ELLISSA MEGASTORE	Achat d'encre pour impression	32,050.00
Benin	Toyota Gibraltar Stockholdings Ltd	ACHAT VEHICULES PVM	80,680.00
Benin	Ets GHELOU COMMUNICATION	Affiche sensibilisat type A	90,050.00
Benin	Ets GHELOU COMMUNICATION	Affiche sensibilisat type B	69,100.00
Benin	BUFALO	Bags, cotton	30,990.00
Benin	COMMUNICATION INGENIERIE SYSTEMES	Computer hardware or software	100,190.00
Benin	ETS EDITIONS FRIDZEL	E) Printing	34,150.00
Benin	Ets GHELOU COMMUNICATION	Expense Distribution	159,150.00
Benin	BENIN REGULATION	Fourniture de groupe électrogè	41,370.00
Benin	COMPTOIR BENINOIS DE PAPIERS	Paper Stcker A4	59,820.00
Benin	ENNOV	Premier payment avec une déduc	240,810.00
Benin	ENNOV	Premier payment avec une déduction	240,810.00
Benin	COMPTOIR BENINOIS DE PAPIERS	Printers, automatic typewriter	200,010.00
Benin	BETON SERVICES SARL	Réfect" infrastructures CPADD	189,190.00
Bhutan	Budget Fund Account	1st Qtr FR-NCSA-B 2011	35,780.00
Bhutan	Budget Fund Account	2nd Qtr FR-ILCCP 2011	40,710.00
Bhutan	Budget Fund Account	2nd Qtr interim FR(GLOF-DGM)A	68,450.00
Bhutan	Budget Fund Account	Expense Distribution	39,660.00
Bolivia	TAIYO MOTORS S.A.	ADQUISICIONN DE 8CAMIONETAS TB	180,000.00
Bolivia	CARLO FRANCO FLORES ESTEPA	E) Building Maintenance & Repa	68,840.00
Bolivia	VEZLA IMPORT EXPORT REPRESENTACIONES SRL	Pago correspondiente al 20% fi	98,130.00
Bolivia	CARLO FRANCO FLORES ESTEPA	REEMBOLSO DE GASTOS EN TRABAJO	39,420.00
Bolivia	ORG. ELECTORAL PLUR. TRIBUNAL SUP. ELECT	Rendición anticipo may-jun/11	33,000.00
Bosnia	AC QUATTRO	Automobiles, utility vehicles	122,190.00
Bosnia	MY MEDICO	Druga isporuka urinskih screening t	30,720.00
Bosnia	AGRO SYSTEM AGS DOO	E) Agricultural machinery & eq	70,330.00
Bosnia	AGROMEHANIKA KOMERC	E) Agricultural machinery & eq	67,050.00
Bosnia	SEMIKEM DOO	E) Medical Kits	35,410.00
Bosnia	EXCLUSIVE DOO	LOT 2 Desktops 61 psc	65,670.00
Bosnia	INFONET DOO	LOT 3 Firewall 17 psc	71,310.00
Bosnia	NEUTRINO DOO TUZLA	LOT 4. Mcrosoft Office Home an	47,300.00
Bosnia	ATTRADE DOO	Pregnant heifers - purchase an	128,310.00
Bosnia	HEKO DOO H&H	Purchase and delivery of raspb	51,210.00
Bosnia	GOREKS MM	Sheep farms - construction mat	41,440.00
Botswana	GOVERNMENT OF BOTSWANA (NACA)	Expense Distribution	85,950.00
Botswana	SHARPS ELECTRICAL (PTY) LTD	SUPPLY AND INSTALLATION OF UPS	33,470.00
Brazil	NUCELLSYS GMBH	3° TA C 47-2411 06 - Peças de	118,920.00
Brazil	CTIS TECNOLOGIA S. A.	A) 20 Desktops computers	40,690.00
Brazil	Nextel Telecomunicacoes Ltda	A) Mobile phones	181,850.00
Brazil	EMPRESA BRASIL DE COMUNICAÇÃO S/A	ACTIVITY 2	80,000.00
Brazil	TECNOMINI ICPMMEI LTDA	Aquisição de 03 unidades de ex	52,890.00
Brazil	VALSPE COMÉRCIO DE INFORMÁTICA LTDA	Aquisição de 25 computadores c	69,620.00
Brazil	Toyota Gibraltar Stockholdings Ltd	AQUISICAO DE VEICULO	39,420.00
Brazil	Toyota Gibraltar Stockholdings Ltd	AQUISICAO VEICULO HILUX	30,370.00
Brazil	Toyota Gibraltar Stockholdings Ltd	AQUISICAO VEICULO LAND CRUISER	47,480.00
Brazil	PENSALAB EQUIPAMENTOS INDUSTRIAIS S.A	BRA/00/021 - Sub 8.4	73,810.00
Brazil	PROL EDITORA GRAFICA LTDA	BRA/00/021 Sub 1	41,700.00
Brazil	EPRI INTERNATIONAL	E) Busses	545,990.00
Brazil	HYDROGENICS CORPORATION	E) Busses	186,870.00
Brazil	Toyota Gibraltar Stockholdings Ltd	E) SUV - LHD HILUX DOUBLE CABIN 5 S	34,790.00
Brazil	EMPRESA BRASIL DE COMUNICAÇÃO S/A	EBC - Adesão ao contrato com a empr	130,000.00
Brazil	EMPRESA BRASIL DE COMUNICAÇÃO S/A	EBC - Adesão ao contrato firmado co	87,830.00
Brazil	NET &Co Comercio e Serviços em Informát	ENTREGA DA DOCUMENTAÇÃO COMPLE	196,160.00
Brazil	ARINOS QUÍMICA LTDA.	Expense Distribution	48,560.00
Brazil	PURCOM QUIMICA LTDA	Expense Distribution	32,380.00
Brazil	NET &Co Comercio e Serviços em Informát	GERAÇÃO DOS RELATÓRIOS E FINE	56,050.00
Brazil	NET &Co Comercio e Serviços em Informát	INSTALAÇÃO DA SOLUÇÃO COMPLETA	273,480.00
Brazil	A. A. DE ARAÚJO ME	Lote 04 - Receptor GNSS	32,160.00
Brazil	ANIMA PUBLICIDADES E EVENTOS LTDA	MATERIAIS PROMOCIONAIS SUST	64,980.00
Brazil	SYSTECH SISTEMAS E TECNOLOGIA EM INFORMA	Nova requisição de compras par	33,250.00
Brazil	NUCELLSYS GMBH	P8 - Célula H2 - Ônibus a Hidr	87,380.00
Brazil	EPRI INTERNATIONAL	P8 - Líder Consorcio - ÔNIBUS	137,700.00
Brazil	ESCRITA E COMÉRCIO E SERVIÇOS	PLACAS DE IDENTIFICAÇÃO DE UC	47,660.00
Brazil	TST STAG SA	Storage	184,990.00
Brazil	SENAI SP	SUPRIMENTO DE FUNDOS	88,430.00
Brazil	EMBAIXADA DO BRASIL EM SAO TOME	SUPRIMENTO DE FUNDOS	43,800.00
Brazil	SERVIÇO NAC. APRENDIZAGEM INDUSTRIA	SUPRIMENTO DE FUNDOS PARC. 2	702,820.00
Burkina Faso	SONAK BURKINA	Achat de matériel informatique	34,760.00
Burkina Faso	DISTRILAB SARL	Achat de matériel Labo Physique Uni	46,700.00
Burkina Faso	CFAO MOTORS	Achat de TOYOTA LAND CRUISER	54,070.00
Burkina Faso	CFAO MOTORS	Achat Toyota Land Cruiser Prad	57,610.00
Burkina Faso	CFAO MOTORS	Achat véhicule Toyota Land Cru	70,860.00
Burkina Faso	INFORMATIQUE LOGISTIQUE & SERVICES	Equipements informatiques du P	37,250.00
Burkina Faso	IMPRESSO	S) Printing	30,880.00
Burkina Faso	CFAO MOTORS	Toyota Fortuner 4x4 Diesel	78,960.00
Burkina Faso	CFAO MOTORS	Véhicule Station Wagon 4x4 TOY	41,530.00
Burkina Faso	CFAO MOTORS	Véhicule Station Wagon 4x4 TOYOTA F	43,560.00
Burundi	GROUPE MARCK	Achat de 16000 tenues MROP pou	544,400.00
Burundi	MAGASIN BONAUTO	Achat de 2 véhicules pickups:	52,500.00
Burundi	DAN OFFICE	Achat dematériels IT conformém	44,450.00
Burundi	TOYOTA BURUNDI	Achat d'un vehicule de marque	33,220.00
Burundi	TOYOTA BURUNDI	Achat d'un vehicule tout terra	43,270.00
Burundi	NETWORK APPLIANCE CENTER	E) Network routers	50,650.00
Burundi	PROMO ART	G) Corporate uniforms: salopettes p	30,500.00
Burundi	GROUPE MARCK	G) Security uniforms	244,500.00
Burundi	SYMPHONY BURUNDI	Serveur de Reseau local	31,670.00
Burundi	SOBELEC	TRANCHE 3 (paiement solde)	104,330.00
Cambodia	PARTNERSHIPS FOR DEVELOPMENT RESULTS	2QT2011 FACE Exp 2/3-PfDR	46,100.00

Major Orders for Goods Placed by Agency During 2011 (Orders of \$30,000 or more)

AGENCY			PO Value
Location of Supplier	Name of Supplier	Description of Goods	USD
UNDP Continued			
Cameroon	UN EDUCATIONAL SCIENTIFIC AND CULTURAL	75755/MOU PNUD/UNESCO	322,000.00
Cameroon	IMPRIMERIE POLYPRESSE Sarl	CARTON DE PARAVENT 1 EX 380 X1	62,500.00
Cameroon	ETS HAMADOU ZAHRA	Livraison et installation moulins -	32,660.00
Cameroon	ETS GESCO	Plant protection /PHYTOSANITAR	54,520.00
Cameroon	ETS BETGNA	Travaux de construction du centre d	70,140.00
Canada	CODE INCORPORATED	60 L. Translucent Ballot Box	278,390.00
Canada	CODE INCORPORATED	AIR TRANSPORT	345,220.00
Canada	CODE INCORPORATED	AIR TRANSPORT and delivery to Sana'	153,300.00
Canada	CODE INCORPORATED	CARDBOARD VOTING SCREEN WITH L	40,130.00
Canada	CODE INCORPORATED	CORRUGATED PLASTIC BALLOT BOX	95,300.00
Canada	CYME INTERNATIONAL T&D INC	CYMDIST software 2 standalone	38,220.00
Canada	DMAX DISTRIBUTORS LTD	EFT 100% CTO 608036/11	100,840.00
Canada	CODE INCORPORATED	G) Cardboard booth no laminat	67,200.00
Canada	CODE INCORPORATED	Indelible Ink 25% S.N. 100MI	1,050,800.00
Canada	CODE INCORPORATED	LED CAMPING LAMP WITH BATTERIE	87,580.00
Canada	CODE INCORPORATED	Lid for ballot box, dark grey	220,430.00
Canada	CITATION INTERNATIONAL	Paiement CITATION INTERNATIONA	94,000.00
Canada	REDLINE COMMUNICATION INC	REDMAX	60,000.00
Canada	CODE INCORPORATED	Translucent Ballot Box 60Ltr -	75,750.00
Cape Verde	ASSOC. AGRI.AVIC.PECU. COLUNATO CHÃO BOM	Aquisição e Fixação de Babosa	33,460.00
Cape Verde	TECNO ATLANTIC LDA	Fact0111/Fact0112 80% Contrato	70,150.00
Cape Verde	UNICEF - COPENHGEN	NW-S0002087 REFRIG.ELECTROLUX	38,050.00
Cape Verde	CABO VERDE MOTORS,SARL	Vehicles, all terrain	41,390.00
Central African Republic	CFAO CENTRAFRIQUE	A) Automobiles or cars	41,130.00
Central African Republic	LITHOTECH EXPORTS	AIR FREIGHT AND DELIVERY TO WH	65,250.00
Central African Republic	LITHOTECH EXPORTS	Air freight and delivery to WH	65,250.00
Central African Republic	L.T. SERVICES	Compilation du Code de Procédu	42,430.00
Central African Republic	TRADEX RCA	Consommation globale de carbur	89,720.00
Central African Republic	CFAO CENTRAFRIQUE	Fourniture, installation d'un	70,500.00
Central African Republic	TRADEX RCA	Fuel oils, n.e.c.	121,780.00
Central African Republic	T.O.T.A.L-CENTRAFRIQUE	Fuel oils, n.e.c.	57,260.00
Central African Republic	STRATOS ENERGIE	Transport des équipements	53,210.00
Chad	IMPRIMERIE DU TCHAD	IMPRESSION DE 50 000 GUIDES(v	68,610.00
Chad	IMPRIMERIE KOUBIA	IMPRESSION DES DOCUMENTS DE SU	43,440.00
Chad	CSJEFOD	Observation des élections prés	120,640.00
Chad	CONCEL	Observation des élections Prés	53,180.00
Chad	Société des Construct° Refect° Entretien	Réalisation des travaux de réh	65,210.00
Chad	DGASR	S) News and publicity services	39,680.00
Chad	CSJEFOD	Sensibilisation & Education Ci	57,330.00
Chile	MEDIA PLANNING CHILE S.A.	DIFUSION CONCIERTOS AÑO JUVENT	50,020.00
Chile	Telec.y Energia Wireless Ltda.	F2774 TELECOM. Y ENERG.WIRELES	537,720.00
China	BEIJING ANDE WENHUA FAZHAN YOUXIAN GONG	E) Tents	53,170.00
China	CICETE	Expense Distribution	2,978,690.00
China	CICETE	FR-CPR/06/209-P51952-Q2/11-USD	46,770.00
China	CICETE	FR-CPR/10/201-P76400-Q1/11-USD	213,200.00
China	CICETE	FR-CPR/10/201-P76400-Q2/11-USD	1,073,830.00
China	CICETE	FR-CPR09/210-P69270-Q2/11-CNY	70,790.00
China	CICETE	FR-P51472-CPR06/508-Q2/11-CNY	108,360.00
China	GUANGZHOU WONDFO BIOTECH CO. LTD	RCC117 SupplyRapidHIVTest	48,500.00
China	GUANGZHOU WONDFO BIOTECH CO. LTD	Supply of Rapid HIV Tests	97,000.00
China	TELLHOW SCI-TECH CO.,LTD.	Supply, Delivery and Installat	63,590.00
China	VIN MART	Tables de bureau simple avec	33,600.00
China	VIN MART	Tables de bureau simple avec r	33,600.00
Columbia	METROKIA SA	11185 - OC - 8580 - 00069177 -	32,480.00
Columbia	DELL COLOMBIA INC	A) Software (license) GARANTIA	101,270.00
Columbia	INFORMACION Y TECNOLOGIA SA	ANTICPO 20% CABLEADO	49,950.00
Columbia	INFORMACION Y TECNOLOGIA SA	CABLEADO ESTRUCTURADO SEDES	181,070.00
Columbia	INFORMACION Y TECNOLOGIA SA	CONECTIVIDAD ACCESS POINTS ARR	39,560.00
Columbia	INFORMACION Y TECNOLOGIA SA	CONECTIVIDAD FACT 2981 SERV EN	40,160.00
Columbia	INFORMACION Y TECNOLOGIA SA	CONECTIVIDAD PUNTOS REGULADOS	47,770.00
Columbia	INFORMACION Y TECNOLOGIA SA	CONECTIVIDAD SEDES FACT 2971	40,250.00
Columbia	INFORMACION Y TECNOLOGIA SA	CONECTIVIDAD SEDES FACT 3000	40,640.00
Columbia	INFORMACION Y TECNOLOGIA SA	CONECTIVIDAD SEDES FACT 3004	42,310.00
Columbia	INFORMACION Y TECNOLOGIA SA	CONEXION CANALES SEDES JUL	36,970.00
Columbia	INDUSTRIAS HACEB SA	Expense Distribution	553,550.00
Columbia	MABE COLOMBIA SA	FACE 010 PAGO 30% MEMOR ACUERD	371,110.00
Columbia	CHALLENGER SA	FACE 011 PAGO 30% MEMORANDO AC	310,380.00
Columbia	MABE COLOMBIA SA	FACE 06 PRIMER PAGO MEMORA386	247,410.00
Columbia	INDUSTRIAS HACEB SA	FACE 07 30% MEMORANDO DE ACUE	553,550.00
Columbia	CHALLENGER SA	FACE 08 PAGO 30% SEGUND MEMORA	310,380.00
Columbia	DATAPPOINT DE COLOMBIA SAS	LICENCIAS BASICO MICROSOFT Y A	115,020.00
Columbia	ORACLE COLOMBIA LTDA	LICENCIAS Y MIGRACION	335,280.00
Columbia	DAVINCI EDITORES & CIA S EN C	PROCESO 11475 -PS- OBJETO: Servicio	30,020.00
Columbia	CODIGO DE DISEÑO CERTIFICADO CODICE LTDA	S) Printing	41,220.00
Columbia	DISTECAR LTDA DISEÑOS TECNOLOGICOS EN AR	SERV ARCHIVO 15% CONTRATO DIAG	45,870.00
Columbia	ORACLE COLOMBIA LTDA	SOFTWARE EXTENCION GARANTIAS	67,010.00
Columbia	QUINTEC COLOMBIA SA	SOFTWARE Y SERVICIOS CONEXOS	61,650.00
Columbia	ORACLE COLOMBIA LTDA	SUMINISTRO SOFTWARE ORACLE	81,840.00
Comoros	ENTREPRISE MASSULAHA	CONFECTION TABLES BANCS ET LIT	45,610.00
Comoros	ELEVAGE BARAKA	E) Agricultural machinery & eq	44,190.00
Comoros	SOCIETE COMORIENNE DE LOISIR	E) Dump trucks	63,690.00
Comoros	Magasin Mohamed Abdallah	E) Manufactured Articles	47,590.00
Comoros	MADAF	Expense Distribution	77,350.00
Comoros	CONCEPT ELECTRONIQUE	POLICE	36,130.00
Comoros	CONCEPT ELECTRONIQUE	RSS	46,790.00
Congo, Republic of the	Toyota Gibraltar Stockholdings Ltd	A) Tank trucks	279,800.00
Congo, Republic of the	SOVEMAC	Achat 2 véhicules Land Cruiser	141,010.00
Congo, Republic of the	UNITED EXPORT LIMITED	Charrue portée à 4 disques	50,950.00
Congo, Republic of the	Toyota Gibraltar Stockholdings Ltd	E) Armored Vehicles	719,660.00
Congo, Republic of the	Toyota Gibraltar Stockholdings Ltd	HILUX DOUBLE CABIN 6 SEATER MO	113,630.00
Congo, Republic of the	Toyota Gibraltar Stockholdings Ltd	LAND CRUISER 200 STATION WAGON	57,680.00
Congo, Republic of the	UNITED EXPORT LIMITED	MOTOR VEHICLES AND PARTS AND ACCESS	73,280.00
Congo, Republic of the	U.A.C. sprl	N°044/CAIM/11 CHARETTEPARSEGD	54,710.00
Congo, Republic of the	UNITED EXPORT LIMITED	N°90331o Pyt 3e tranche MAE	796,000.00
Congo, Republic of the	UNITED EXPORT LIMITED	Pièces de rechange de première	968,000.00
Congo, Republic of the	UNITED EXPORT LIMITED	Pulvérisateur de type offset p	35,900.00
Congo, Republic of the	UNITED EXPORT LIMITED	Remorque basculant de 4-5 tonn	93,100.00
Congo, Republic of the	UNITED EXPORT LIMITED	Semoir à grain portée (paddy,	30,530.00
Congo, Republic of the	UNITED EXPORT LIMITED	Semoir pneumatique à grain pou	108,140.00
Congo, Republic of the	Toyota Gibraltar Stockholdings Ltd	TOYOTA LAND CRUISER PRADO TX,	38,240.00
Congo, Republic of the	UNITED EXPORT LIMITED	Tracteurs agricoles à roues 70	52,630.00
Congo, Republic of the	UNITED EXPORT LIMITED	Tracteurs agricoles à roues de	804,000.00
Costa Rica	IMPORTADORA DE TECNOLOGIA GLOBAL YSMR SA	First and last pymt, SUB-2011-	74,450.00
Costa Rica	UNITED EXPORT LIMITED	PS46852 ADQUISICION DE EQUIPOS	263,440.00
Costa Rica	CAMPBELL SCIENTIFIC, CENTRO CARIBE, S.A.	Purch.equipm. Casas de Justici	36,770.00
Cote d'Ivoire	OIS AFRIQUE/FONDS PNUD	DECORTIQUEUSE DE RIZ, CAFE ET	35,060.00
Cote d'Ivoire	YITWO	DECORTIQUEUSE DE RIZ, CAFE ET MAIS	37,620.00
Cote d'Ivoire	DANISH REFUGEE COUNCIL	E) Agricultural machinery & eq	115,220.00
Cote d'Ivoire	DTE (DATONG ENTREPRISE)	Expense Distribution	32,500.00
Cote d'Ivoire	ANADER ZONE TANDA	Justif 1ere tranche DRC FLT	31,500.00
Cote d'Ivoire	DTE (DATONG ENTREPRISE)	MOTOCULTEURS MODELE DTE - 15	45,760.00
Cote d'Ivoire	MEXICHEM COSTA RICA, S.A.	TO CORRECT VCH 52356 -RF1 SAKA	41,700.00
Cote d'Ivoire	INTERNATIONAL RESCUE COMMITTEE (IRC)	TO CORRECT VCH 52357-RF1 OIS	123,330.00
Cote d'Ivoire	ANADER ZONE DE SAKASSOU	TO CORRECT VCH 54627-RF1 TDA	35,200.00
Croatia	FINGAR ZAGREB D.O.O.	E) Building Maintenance & Repa	199,840.00
Croatia	YITWO	ENEL-ATM additional equipment	34,620.00
Croatia	ENEL-ATM D.O.O.	Equipment for High School's Gy	31,010.00
Cuba	B.D.C INTERNATIONAL S.A.	EFT 100% CTO 608036/11	100,840.00
Cuba	HEDOM D.O.O.	SPARE PARTS FOR LAB. EQUIPMENT	30,120.00
Cuba	DMAX DISTRIBUTORS LTD	TRUCK	36,000.00

Major Orders for Goods Placed by Agency During 2011 (Orders of \$30,000 or more)

AGENCY	Location of Supplier	Name of Supplier	Description of Goods	PO Value USD
UNDP Continued				
Cyprus		TOKMAKJIAN INTERNATIONAL INC.	CMP: Excavation Services	32,520.00
Cyprus		Democr People's Repub of Korea	Drain Pipe. Inside ? 219 mm. Thickn	68,000.00
Cyprus		MUSTAFA TAHSIN	E) Laboratory Equipment	87,760.00
Cyprus		ShenYang GoldenPack Technic Development	Truck Huanghe ZZ3164G4015C1	58,000.00
Cyprus		ShenYang GoldenPack Technic Development	Wheel shovel loader Lingong LG953	52,290.00
Democratic Rep. of the Congo		RADIO TELEVISION NATIONALE CONGOLAISE	- 6 Duplicopieur Risographe mo	43,800.00
Democratic Rep. of the Congo		DAN OFFICE	4 HP multifunction printer las	139,380.00
Democratic Rep. of the Congo		AFUNET	A) Scanners	39,520.00
Democratic Rep. of the Congo		RADIOCOM	Achat de 100 matelas et 8 rése	46,540.00
Democratic Rep. of the Congo		ECOMITRA	ACHAT MOTO Senke	76,200.00
Democratic Rep. of the Congo		CFAO MOTORS RDC	Achat véhicule 4X4 TOYOTA FORT	40,000.00
Democratic Rep. of the Congo		Emballage des préserva	AIR cargo to Kinshasa	58,780.00
Democratic Rep. of the Congo		AGB	Audits sur les dépenses PPTÉ	31,770.00
Democratic Rep. of the Congo		KUEHNE + NAGEL A/S	By 40' reefer to Goma, Congo DRC	44,960.00
Democratic Rep. of the Congo		KUEHNE + NAGEL A/S	By 40' reefer to Kinshasa	151,380.00
Democratic Rep. of the Congo		The Medical Export Group B.V.	Chaises visiteurs	70,560.00
Democratic Rep. of the Congo		BUROTOP SPRL SA	Dataprotecteur Licences	30,850.00
Democratic Rep. of the Congo		PERFECT ADVERTISING	Duplication des supports de co	31,800.00
Democratic Rep. of the Congo		GETMA TRANSPORT MULTIMODAL	E) Marine craft systems	39,980.00
Democratic Rep. of the Congo		INSTAPRINT	E) Printing	818,820.00
Democratic Rep. of the Congo		AGB	E) Printing	45,270.00
Democratic Rep. of the Congo		AFUNET	E) Stamps	58,040.00
Democratic Rep. of the Congo		KUEHNE + NAGEL A/S	E) Wood & Paper Products	107,500.00
Democratic Rep. of the Congo		AFRITRADE SPRL	E) Wood & Paper Products	87,500.00
Democratic Rep. of the Congo		BUROTOP SPRL SA	EVA DISK SHELF AND ADDITIONAL	57,740.00
Democratic Rep. of the Congo		AFUNET	G) Indelible Ink 14% S.N. 80MI	394,670.00
Democratic Rep. of the Congo		AFUNET	G) Lamps Uv With 4 AA Batteri	228,680.00
Democratic Rep. of the Congo		AFUNET	G) Office machines	140,040.00
Democratic Rep. of the Congo		AFUNET	G) Paper products	350,790.00
Democratic Rep. of the Congo		AFUNET	G) Pens, Pencils, Markers etc.	740,490.00
Democratic Rep. of the Congo		AFUNET	G) Plastic Seals Not Numbered	247,080.00
Democratic Rep. of the Congo		AFUNET	G) Printer or facsimile toner	39,930.00
Democratic Rep. of the Congo		AFUNET	G) Stamps	51,080.00
Democratic Rep. of the Congo		U.A.C. sprl	Générateur 27KVA diesel Olympi	42,000.00
Democratic Rep. of the Congo		Sesco sprl	HIV test kits & Laboratory Sup	339,150.00
Democratic Rep. of the Congo		DAN OFFICE	HP LaserJet P 2055dn Printer	52,400.00
Democratic Rep. of the Congo		DAN OFFICE	HP multifunction printer laser	51,460.00
Democratic Rep. of the Congo		DAN OFFICE	HP Toner CE505A black LJ P2035	152,970.00
Democratic Rep. of the Congo		DAN OFFICE	HP Universal Rack 10622 G2 Sho	56,340.00
Democratic Rep. of the Congo		BIO-ECONOMY AFRICA	Justification Raport Oct-décem	51,670.00
Democratic Rep. of the Congo		GENITEC	Kit solaire de 2000 watts (EGE-SPS0	123,480.00
Democratic Rep. of the Congo		The Medical Export Group B.V.	Laboratory consumables	354,540.00
Democratic Rep. of the Congo		The Medical Export Group B.V.	LABORATORY EQUIPMENT	877,000.00
Democratic Rep. of the Congo		EAGLE SCIENTIFIC Ltd	LABORATORY EQUIPMENTS & SUPPLI	488,720.00
Democratic Rep. of the Congo		BUROTOP SPRL SA	Onduleur 20 KVA Galaxy	49,000.00
Democratic Rep. of the Congo		BIO-ECONOMY AFRICA	Rapport Octobre-Décembre 2010	51,600.00
Democratic Rep. of the Congo		AGB	Rapport sur les rétrocessions	39,040.00
Democratic Rep. of the Congo		The Medical Export Group B.V.	Reagents and related items	821,950.00
Democratic Rep. of the Congo		INSTAPRINT	S) Printing	91,290.00
Democratic Rep. of the Congo		Emballage des préserva	S) PrintingEmballage des pré	91,290.00
Democratic Rep. of the Congo		The Medical Export Group B.V.	Syringes, disposable, with bi-	30,040.00
Democratic Rep. of the Congo		LAKSHMI SPRL	T shirt type 1	32,500.00
Democratic Rep. of the Congo		BUROTOP SPRL SA	UPS 650 VA	42,620.00
Democratic Rep. of the Congo		DAN OFFICE	UPS, Power PW5115 1000VA 220V	30,590.00
Denmark		UNICEF - COPENHGEN	Not identified	570,790.00
Denmark		UNICEF - COPENHGEN	Not identified	1,904,380.00
Denmark		UNICEF - COPENHGEN	1.1.1.5DeterminHIVTestKits(HP)	496,000.00
Denmark		UNICEF - COPENHGEN	1.1.1.5FreightInsuranceACTs(PSM	147,000.00
Denmark		UNICEF - COPENHGEN	1.1.1.5HandlingFeeACTs(PSM)	99,010.00
Denmark		UNICEF - COPENHGEN	100 percent advance payment fo	168,520.00
Denmark		UNICEF - COPENHGEN	2.1.1.5FreightInsuraTKits(PSM)	35,000.00
Denmark		UNICEF - COPENHGEN	2.1.1.5HIVTestKits(HP)	200,000.00
Denmark		UNICEF - COPENHGEN	2.1.1.5HIVtestKits(HP)	111,570.00
Denmark		UNICEF - COPENHGEN	2.1.1.5UniGoldHIVTestKits(HP)	189,160.00
Denmark		UNICEF - COPENHGEN	2.1.3.1Chase Buffer Determine	72,940.00
Denmark		UNICEF - COPENHGEN	2.1.3.1Determine HIV test kit	985,680.00
Denmark		UNICEF - COPENHGEN	2.4.1.1FreightInsurcTKits(PSM)	35,000.00
Denmark		DAN OFFICE	30% OC-0033 SET TIMPANIS	54,720.00
Denmark		UNICEF - COPENHGEN	3TC 150MG+NVP200MG+AZT300MG TA	117,810.00
Denmark		UNICEF - COPENHGEN	3TC150MG+NVP200MG+AZT300MG TAB	63,280.00
Denmark		UNITED NATIONS OFFICE FOR PROJECT SERVIC	4 Units of Vehicle for CfRIII,	90,860.00
Denmark		UNICEF - COPENHGEN	4.10.1.3FreightInsurInsp(PSM)	65,000.00
Denmark		UNICEF - COPENHGEN	4.10.1.3HandlingCost(PSM)	46,200.00
Denmark		UNICEF - COPENHGEN	4.3.2.5CassetteTestkit/25(HP)	1,155,000.00
Denmark		Copenhagen Election A/S	45 liter transparent Ballot Bo	247,500.00
Denmark		Canon Danmark A/S	4-way cardboard Voting booths	152,480.00
Denmark		UNICEF - COPENHGEN	5.1.4.1 HBC Kit	40,500.00
Denmark		UNICEF - COPENHGEN	5.1.4.1 HBC Kits (PSM)	40,500.00
Denmark		UNICEF - COPENHGEN	5.1.4.2 HBC Kits replen(PSM)	128,390.00
Denmark		UNICEF - COPENHGEN	5.1.4.2HBC Kit replenishment	128,390.00
Denmark		UNICEF - COPENHGEN	5.3.1.1 Freight,Insu & Ins(PSM	98,000.00
Denmark		UNICEF - COPENHGEN	5.3.4.1Freight, Insu & Inspe	98,000.00
Denmark		UNFPA - Copenhagen	72544/ACCNT STMT 15.11.10	95,310.00
Denmark		UNICEF - COPENHGEN	73353/1/358METHADONE/V47560	82,840.00
Denmark		UNICEF - COPENHGEN	73353/1/416METHADONE/V58565	126,850.00
Denmark		UNICEF - COPENHGEN	Not identified	75,230.00
Denmark		UNICEF - COPENHGEN	Not identified	269,740.00
Denmark		UNICEF - COPENHGEN	Not identified	576,720.00
Denmark		UNOPS	Not identified	132,000.00
Denmark		UNOPS	Not identified	48,820.00
Denmark		UNICEF - COPENHGEN	Not identified	122,300.00
Denmark		UNICEF - COPENHGEN	Not identified	249,300.00
Denmark		UNOPS	Not identified	45,380.00
Denmark		Danimex Communication A/S	Not identified	40,350.00
Denmark		JOHS GRAM-HANSSSEN AS	A) Automobiles or cars: Ford Everes	51,980.00
Denmark		ADVIZING IT LTD	A) Computer servers	30,710.00
Denmark		ADVIZING IT LTD	A) Dell Latitude E6320 note bo	271,490.00
Denmark		ADVIZING IT LTD	A) Desktop computers	47,400.00
Denmark		DAN OFFICE	A) Desktop computers	42,300.00
Denmark		UNICEF - COPENHGEN	A) Laboratory Equipment	150,750.00
Denmark		UNITED NATIONS CHILDREN FUND	A) Minibuses/ Achat de 2 bus Coaste	115,980.00
Denmark		ADVIZING IT LTD	A) Notebook computers	118,410.00
Denmark		KUEHNE + NAGEL A/S	A) Notebook computers	39,710.00
Denmark		DAN OFFICE	A) Radio, Wireless Security Co	210,840.00
Denmark		DAN OFFICE	A) Radio, Wireless Security Co	44,590.00
Denmark		UNOPS	A) Station wagons	47,640.00
Denmark		DAN OFFICE	Adjust COA 32 laptops_PO3266	33,020.00
Denmark		KUEHNE + NAGEL A/S	Adjust vchr 31622 et 31623	426,100.00
Denmark		KUEHNE + NAGEL A/S	Air Freight (Charter) and char	641,600.00
Denmark		Copenhagen Election A/S	Air freight and delivery	41,770.00
Denmark		SCAN GLOBAL LOGISTICS A/S	Air Freight Charges	48,090.00
Denmark		SCAN GLOBAL LOGISTICS A/S	Air Freight Charges (2 partial ship	50,800.00
Denmark		Copenhagen Election A/S	Air Freight forwarding from FC	337,450.00
Denmark		KUEHNE + NAGEL A/S	Air freight from FCA Newcastle	31,720.00
Denmark		PHOENIX DESIGN AID A/S	AIR TRANSPORT	203,200.00
Denmark		Danimex Communication A/S	AIR TRANSPORT	32,500.00
Denmark		SCAN GLOBAL LOGISTICS A/S	Air Transport (Filter sets for	38,800.00
Denmark		Copenhagen Election A/S	Air transport and delivery	137,090.00
Denmark		KJAER & KJAER A/S	AIR TRANSPORT for Voting booth	884,110.00
Denmark		Copenhagen Election A/S	AIR TRANSPORT from Turkey	51,480.00

Major Orders for Goods Placed by Agency During 2011 (Orders of \$30,000 or more)

AGENCY			PO Value
Location of Supplier	Name of Supplier	Description of Goods	USD
UNDP Continued			
Denmark	Copenhagen Election A/S	Airfreight to Bangui Airport,	33,830.00
Denmark	UNOPS	Ambulance Minibus Peugeot Boxe	30,940.00
Denmark	UNICEF - COPENHAGEN	Anti-HIV 1+2 Antibodies, kit o	60,550.00
Denmark	UNICEF - COPENHGEN	Artesunate 50 mg tablets + SP	240,000.00
Denmark	UNICEF - COPENHGEN	Artesunate Suppositories Balan	55,560.00
Denmark	UNICEF - COPENHGEN	Artesunate60mg injection/5/PAC	150,000.00
Denmark	UNICEF - COPENHGEN	Assorted Drugs as per cost Est	125,010.00
Denmark	UNICEF - COPENHGEN	Assorted Drugs asd per Cost Es	125,010.00
Denmark	MOBEL-GRUPPEN AS	AVAMAR Gen4 2.6TB Stg Node	69,270.00
Denmark	UNICEF - COPENHGEN	Balance for Cabinet	32,960.00
Denmark	Danimex Communication A/S	Ballistic helmets	222,640.00
Denmark	UNICEF - COPENHGEN	Being cost amount of HIV/AIDS	163,290.00
Denmark	UNOPS	Canon IR5065N black/white copi	34,190.00
Denmark	UNOPS	Canon Multi-Function copier	46,190.00
Denmark	UNICEF - COPENHGEN	Clear View Malaria pf VB01	88,250.00
Denmark	Danimex Communication A/S	Codan 3040 Automatic Tunning A	317,680.00
Denmark	Danimex Communication A/S	Codan NGT SRx Transreceiver	534,230.00
Denmark	UNICEF - COPENHGEN	Compra ARVs	145,090.00
Denmark	UNICEF - COPENHGEN	Compra de medicamentos Anti Re	97,990.00
Denmark	UNICEF - COPENHGEN	Compra de Test de VIH	159,320.00
Denmark	ShenYang GoldenPack Technic Development	Computers, laptop/notebook	52,300.00
Denmark	Dan Office Aps	CSE flooding furniture replace	190,160.00
Denmark	NET DESIGN A/S	CSE Server/storage infrastruct	160,990.00
Denmark	ADVIZING IT LTD	Dell E5420 Laptop Computers wi	46,730.00
Denmark	ADVIZING IT LTD	Dell equal logic PS 6000XV	33,550.00
Denmark	ADVIZING IT LTD	Dell Latitude E 5420 Laptop Co	97,100.00
Denmark	Advizing IT (USA & Denmark Branch)	Dell Latitude E4310 Notebook	30,050.00
Denmark	ADVIZING IT LTD	Dell Latitude E5520 Laptop	34,050.00
Denmark	UNOPS	Dell Latitude E6220 nOTEBOOK	63,850.00
Denmark	ADVIZING IT LTD	Dell Latitude E6220 Notebook	63,490.00
Denmark	ADVIZING IT LTD	Dell Latitude E6320 Notebook	46,580.00
Denmark	ADVIZING IT LTD	DELL Latitude E6410 (AR/EN)	41,740.00
Denmark	ADVIZING IT LTD	DELL OPTIPLEX 980MT DESKTOPS -	83,340.00
Denmark	ADVIZING IT LTD	Dell PowerEdge R710 rack server inc	39,310.00
Denmark	ADVIZING IT LTD	Dell PV MD3200i External iSCSI RAID	35,690.00
Denmark	Copenhagen Election A/S	Desktop computers-HP Compaq Elite 8	31,680.00
Denmark	ADVIZING IT LTD	Desktp Dell Optilex 780MT,	124,320.00
Denmark	DAN OFFICE	DESKTOPS AND ACCESSORIES	37,830.00
Denmark	UNICEF - COPENHGEN	Drugs affecting the blood	151,200.00
Denmark	UNOPS	E) All terrain vehicles	35,100.00
Denmark	UNICEF - COPENHGEN	E) Anti Malarials	430,820.00
Denmark	UNICEF - COPENHGEN	E) Anti Tuberculosis drugs 1 s	71,680.00
Denmark	ADVIZING IT LTD	E) Computer peripheral kit	56,010.00
Denmark	ADVIZING IT LTD	E) Computer servers	131,570.00
Denmark	SCAN GLOBAL LOGISTICS A/S	E) Contraceptive - Condoms	48,340.00
Denmark	UNOPS	E) Desktop computers	119,750.00
Denmark	DAN OFFICE	E) Desktop computers	82,360.00
Denmark	UNOPS	E) Distribution Cost	43,030.00
Denmark	UNICEF - COPENHGEN	E) Medical Kits	259,670.00
Denmark	UNICEF - COPENHGEN	E) Medical Kits	71,050.00
Denmark	UNOPS	E) Minibuses	41,980.00
Denmark	ADVIZING IT LTD	E) Notebook computers	174,700.00
Denmark	DAN OFFICE	E) Notebook computers	102,620.00
Denmark	DAN OFFICE	E) Notebook computers	99,160.00
Denmark	Advizing IT (USA & Denmark Branch)	E) Notebook computers - Quotation n	33,600.00
Denmark	Copenhagen Election A/S	E) Other Elections Materials	36,640.00
Denmark	Agramkow Fluid Systems A/S	E) Photocopiers	40,140.00
Denmark	NET DESIGN A/S	E) Printing	100,290.00
Denmark	ADVIZING IT LTD	E) Projectors	60,650.00
Denmark	DAN OFFICE	E) Software (license)	50,440.00
Denmark	Copenhagen Election A/S	E) Stationery Kits	35,650.00
Denmark	UNICEF - COPENHGEN	Enzygnost Anti-HIV 1/2 +test,	56,890.00
Denmark	UNICEF - COPENHGEN	Expense Distribution	37,780.00
Denmark	UNOPS	Face - Fature 0111200	47,930.00
Denmark	MOBEL-GRUPPEN AS	FLOOD replac.of furniture	209,390.00
Denmark	ADVIZING IT LTD	FLOOD-38 DELL NOTEBOOK	55,180.00
Denmark	UNOPS	For CfRIII Project, Toyota (Ex	52,950.00
Denmark	UNICEF - COPENHGEN	Freight , Insurance & Inspectio	102,700.00
Denmark	UNOPS	Freight and Insurance	65,720.00
Denmark	KUEHNE + NAGEL A/S	Freight by air/road (50%)	141,750.00
Denmark	KUEHNE + NAGEL A/S	Freight of Alpha-Cypermethrin,	176,340.00
Denmark	SCAN GLOBAL LOGISTICS A/S	Freight of lab equipment and reagen	49,890.00
Denmark	UNICEF - COPENHGEN	freight, insurance & inspectio	44,130.00
Denmark	UNITED NATIONS CHILDREN FUND	Freight,Insurance and Inspecti	130,000.00
Denmark	UNICEF - COPENHGEN	G) Anti-retroviral drugs (LPV/	64,000.00
Denmark	Copenhagen Election A/S	G) Ballot boxes, lids and seal	69,310.00
Denmark	Copenhagen Election A/S	G) Translucent Ballot Box 80Lt	178,270.00
Denmark	UNICEF - COPENHGEN	Gloves, latex, for examination	42,680.00
Denmark	UNICEF - COPENHGEN	Handling Fees	30,400.00
Denmark	UNICEF - COPENHGEN	HEHP-Prevention-SD Bioline HIV	182,400.00
Denmark	UNICEF - COPENHGEN	HEHP-Prevention-Uni-Gold HIV T	42,550.00
Denmark	UNOPS	High Speed Cutting Machine KBA	57,960.00
Denmark	UNOPS	High Speed Cutting Machine KBA perf	57,960.00
Denmark	UNICEF - COPENHGEN	HIV EIA Elisa test, kit of 96	34,140.00
Denmark	DAN OFFICE	HP Color LaserJet (Q3716A) 555	44,850.00
Denmark	DAN OFFICE	HP Compaq 6000 Pro Base Model SFF P	111,830.00
Denmark	DAN OFFICE	HP LaserJet (CB415A) M3035xs M	32,060.00
Denmark	UNOPS	HYUNDAI H1 2WD 2.4 PETROL	186,220.00
Denmark	UNOPS	Impregnated bednets	167,930.00
Denmark	Copenhagen Election A/S	Indelible ink 80 ml with 25% S	487,940.00
Denmark	Danimex Communication A/S	Installation Hardware	45,530.00
Denmark	Danimex Communication A/S	Installation of Communication	110,000.00
Denmark	DAN OFFICE	IT equipment as per offer reci	68,810.00
Denmark	ADVIZING IT LTD	ITEM 01: Recovery Bags	50,390.00
Denmark	Agramkow Fluid Systems A/S	ITEM 02: Maintenance Tool Kit	93,650.00
Denmark	Agramkow Fluid Systems A/S	ITEM 04: Storage Tanks	77,500.00
Denmark	Agramkow Fluid Systems A/S	ITEM 05: Storage Equipments	96,160.00
Denmark	UNOPS	item 1- peltton turbine	41,180.00
Denmark	DAN OFFICE	LAPTOP HP ProBook 6450b, Intel	71,400.00
Denmark	ADVIZING IT LTD	LAPTOP+LATITUDE-GOV'T	90,410.00
Denmark	DAN OFFICE	Laptops (office fund): 21 pcs	45,940.00
Denmark	DAN OFFICE	Laser printers	46,500.00
Denmark	UNICEF - COPENHGEN	Malaria R7 Year2 Cabinetes + f	375,400.00
Denmark	ADVIZING IT LTD	MATCHING SERVER - Dell PoweEdg	33,680.00
Denmark	UNICEF - COPENHGEN	Medicines for treatment of opp	158,420.00
Denmark	ADVIZING IT LTD	MFUs AND ACCESSORIES	159,450.00
Denmark	Danimex Communication A/S	Motorola 230V Single Unit Char	36,810.00
Denmark	Danimex Communication A/S	Motorola GM360 Mobile VHF 136-	62,370.00
Denmark	Danimex Communication A/S	Motorola GP380 VHF 136-174MHz	361,150.00
Denmark	Danimex Communication A/S	Motorola NiMH 1400mAh High Cap	37,170.00
Denmark	Danimex Communication A/S	Motorola Remote Speaker Microp	34,770.00
Denmark	Danimex Communication A/S	Motorola Travel Charger	56,960.00
Denmark	Advizing IT (USA & Denmark Branch)	MVP IKARAM PAYMENT TO dan:offi	55,920.00
Denmark	UNOPS	Niger UNV Country office Team	57,590.00
Denmark	UNOPS	Nissan (Japan, Ex-stock) Patro	36,060.00
Denmark	UNOPS	Nissan Urvan 15 seat microbus	83,040.00
Denmark	UNOPS	Nissan Urvan 15 seat microbus	83,040.00
Denmark	UNICEF - COPENHGEN	Paracheck pf RT Device, kit/25	353,000.00
Denmark	UNITED NATIONS CHILDREN FUND	Paracheck pf RT Device,kit/25	500,000.00
Denmark	PHOENIX DESIGN AID	Payment for publication of AN	195,500.00

Major Orders for Goods Placed by Agency During 2011 (Orders of \$30,000 or more)

AGENCY			PO Value
Location of Supplier	Name of Supplier	Description of Goods	USD
UNDP Continued			
Denmark	ADVIZING IT LTD	Personal Computer	52,180.00
Denmark	ADVIZING IT LTD	Photocopiers, medium volume (10,000	43,340.00
Denmark	UNOPS	Pickup Toyota Hilux for Minist	31,530.00
Denmark	UNOPS	Pickup Toyota Hilux for SWAA B	31,530.00
Denmark	UNOPS	Printing Offset press KBA Rapi	498,250.00
Denmark	UNOPS	Printing Offset press KBA Rapida 75	498,250.00
Denmark	PHOENIX DESIGN AID	Printing SWVR Report+Overview+	98,010.00
Denmark	DAN PERCUSSION	Procurement of the 150 Printer	43,500.00
Denmark	UNOPS	PURCH. OF OFFC. RR. VEHICLE	37,000.00
Denmark	UNOPS	PURCHASE OF 2 UNITS TOYOTA LAN	108,870.00
Denmark	UNOPS	PURCHASE OF ONE UNIT TOYOTA LA	49,710.00
Denmark	UNITED NATIONS CHILDREN FUND	Quinine sulfate 300mg tabs/PAC	59,550.00
Denmark	KUEHNE + NAGEL A/S	Rail/truck transport	37,710.00
Denmark	UNOPS	Rev.Charge VCH52906- Nissan	36,060.00
Denmark	ADVIZING IT LTD	RSS	51,360.00
Denmark	PHOENIX DESIGN AID	S) Printing	108,250.00
Denmark	PHOENIX DESIGN AID	S) Printing Graphic production of B	34,980.00
Denmark	UNICEF - COPENHGEN	S0003580 SD Bioline Mal Ag pf/	200,000.00
Denmark	UNICEF - COPENHGEN	SD Bioline HIV1/2 Box (30 ki	64,010.00
Denmark	UNOPS	SEA FREIGHT	37,270.00
Denmark	KUEHNE + NAGEL A/S	Sea freight to Niger	31,750.00
Denmark	KUEHNE + NAGEL A/S	Sea Freight and charges to Mon	99,670.00
Denmark	Copenhagen Election A/S	Sea freight transport	34,640.00
Denmark	KUEHNE + NAGEL A/S	Sea freight transport	31,620.00
Denmark	ADVIZING IT LTD	STORAGE SYSTEM - Dell EqualLo	72,550.00
Denmark	UNICEF - COPENHGEN	Sulfameth + trimeth. 400+80mg	33,440.00
Denmark	Danimex Communication A/S	Supply of Motorola GP380 VHF 1	36,120.00
Denmark	UNICEF - COPENHGEN	Teaching Microscope	174,130.00
Denmark	UNOPS	Toyota (ex- factory) L/C S/W	54,520.00
Denmark	UNOPS	Toyota (ex- factory) L/C S/W, gx	55,240.00
Denmark	UNOPS	Toyota (Ex-Factory) Land Cruiser 4W	31,150.00
Denmark	UNOPS	TOYOTA (ex-stock) Land Cruiser PRAD	49,650.00
Denmark	UNOPS	TOYOTA COASTER BUS 4.2l 30SEAT	564,580.00
Denmark	UNOPS	TOYOTA COASTER BUS 4.2l 30SEAT	564,580.00
Denmark	UNOPS	Toyota Hard Top Ambulance Full	55,540.00
Denmark	UNOPS	Toyota Hi-Lux (Durban) , 4 x	102,460.00
Denmark	UNOPS	Toyota Hi-Lux (Durban) , 4 x 4,pi	103,800.00
Denmark	UNOPS	TOYOTA HI-LUX (acc.Delivery)4X4 PIC	97,780.00
Denmark	UNOPS	Toyota HI-LUX, (DURBAN) (Ac	153,690.00
Denmark	UNOPS	Toyota HI-LUX, (DURBAN) (Accel.	155,700.00
Denmark	UNOPS	Toyota L/C, HARDTOP-HZJ76L-RKM	66,290.00
Denmark	UNOPS	Toyota L/C, HARDTOP-HZJ76L-RKMRS#	68,150.00
Denmark	UNOPS	Toyota Land cruiser 4Wd Pick u	33,320.00
Denmark	UNOPS	Toyota Land Cruiser Prado Stat	43,430.00
Denmark	UNOPS	Toyota Land Cruiser Prado TX,	44,140.00
Denmark	UNOPS	Vehicles, all terrain for 2 ne	47,250.00
Denmark	Copenhagen Election A/S	Wax sticks	140,820.00
Denmark	UNICEF - COPENHGEN	Weighing scale	87,170.00
Denmark	UNOPS	YAMAHA (EX-STOCK) DT175, 2 S	48,220.00
Denmark	UNOPS	YAMAHA (EX-STOCK) DT175, 2 STROKE	48,850.00
Denmark	UNOPS	Yamaha (Ex-Stock) DT175, 2 Str	30,730.00
Denmark	UNOPS	Yamaha (Ex-Stock) DT175, 2 Stroke 1	30,730.00
Denmark	UNOPS	Yamaha Motorcycles, DT125, 2 stroke	35,810.00
Djibouti	MARILL AUTOMOTIVE SARL	Toyota Land CRUISER PRADO Stat	34,520.00
Dominican Republic	SERVIAMED DOMINICANA, SRL	(80% = USD\$212,168.22) MOBILIA	212,170.00
Dominican Republic	MITOPALO POWER S.A	1er Pgo.ImpMaterialPOP-59067	87,500.00
Dominican Republic	PUBLICIDAD FORCADELL	2doPgo.C#611/11-F#17-02/9/11	88,080.00
Dominican Republic	PUBLICIDAD FORCADELL	3erPgo. Campaña Publicitaria	67,150.00
Dominican Republic	TRANSPORTE BLANCO, S.A.	A) Agricultural machinery & eq	31,810.00
Dominican Republic	MADISON IMPORT S.R.L.	A) All terrain vehicles	30,400.00
Dominican Republic	BONANZA DOMINICANA	A) Industrial pumps & compress	37,910.00
Dominican Republic	MACROTECH FARMACEUTICA S. R. L.	ARCHIVO DE METAL DE 4 GAVETAS	90,930.00
Dominican Republic	MADISON IMPORT S.R.L.	ARMARIO DE METAL DE DOS PUERTA	78,600.00
Dominican Republic	LUSAKA S.A	AUTOCLAVE TIPO OLLA	499,690.00
Dominican Republic	MADISON IMPORT S.R.L.	BALANZA DE ADULTOS CON TALLIME	44,180.00
Dominican Republic	MADISON IMPORT S.R.L.	BANCO DE ESPERA O SET DE SILLA	184,480.00
Dominican Republic	FUNDACION SUR FUTURO / SABANA YEGUA	Cableado Estructurado y Sistema Ele	32,400.00
Dominican Republic	MADISON IMPORT S.R.L.	CAMA TIPO BOX SPRING DE 39	244,960.00
Dominican Republic	SANTO DOMINGO MOTORS CO.	CAMILLA GINECOLOGICA	203,010.00
Dominican Republic	AGENCIA BELLA C POR A	Camion Isuzu modelo NPS71L-22	34,900.00
Dominican Republic	BLAJIM, S.A.	CAMIONETA DOBLE CABINA 4WD MEC	82,000.00
Dominican Republic	THEMA SRL	Compra Toyota 4Runner 2011	58,270.00
Dominican Republic	MARILL AUTOMOTIVE SARL	CompraMotocicletas-00054013	121,160.00
Dominican Republic	CANYON INDUSTRIES, INC.	COMPUTADORA DE ESCRITORIO CON	184,920.00
Dominican Republic	PUBLICIDAD FORCADELL	creacion y ejecucion campaña	47,650.00
Dominican Republic	VIAMAR	E) Automobiles or cars	53,000.00
Dominican Republic	UNIVERSO ELECTRIC IMPORT F & M SRL	E) Distribution Cost	43,030.00
Dominican Republic	TODO AUTOS RC S.A.	E) Land Transport	99,800.00
Dominican Republic	ITS INFO COMUNICACIONES	E) Telecommunication Services	84,430.00
Dominican Republic	ITS INFOCOMUNICACION DOMINICANA	EFT 80% CO. 608508/10	46,030.00
Dominican Republic	MADISON IMPORT S.R.L.	ESCRITORIO MODULAR	45,500.00
Dominican Republic	MADISON IMPORT S.R.L.	ESTUFA DE GAS DE 4 HORNILLAS	100,560.00
Dominican Republic	MADISON IMPORT S.R.L.	EXTINTOR INCENDIOS	95,790.00
Dominican Republic	VIAMAR	FORD RANGER PICK UP XLT 4 X 4	51,800.00
Dominican Republic	VIAMAR	Ford Ranger Pick up, XLT 4 x 4	51,800.00
Dominican Republic	CONSEJO NACIONAL DE COMPETITIVIDAD	G) Fibers and threads and yarn	62,890.00
Dominican Republic	MEDIEQUIPOS, S. A.	G) Industrial Products	35,980.00
Dominican Republic	MADISON IMPORT S.R.L.	GAVETERO PEQUENO	257,380.00
Dominican Republic	CECOMSA	IMPRESORA LASER JET	42,840.00
Dominican Republic	MADISON IMPORT S.R.L.	INVERSOR DE CPRRIENTE ALTERNA	535,390.00
Dominican Republic	VIAMAR	KIA SORENTO 7 PAX MOD 2011 SEG	63,000.00
Dominican Republic	CORVI PVC S.A.	KITCHEN EQUIPMENT & ACCESSOR.	47,950.00
Dominican Republic	SERVIAMED DOMINICANA, SRL	LAMPARA DE EXAMEN MOVIBLE	84,330.00
Dominican Republic	FARMACONAL	Liquidacion	181,440.00
Dominican Republic	CECOMSA	LIQUIDACION SEGUNDO DESEMBOO	34,420.00
Dominican Republic	MADISON IMPORT S.R.L.	MAMPARAS DE DOS CUERPOS PARA C	75,450.00
Dominican Republic	MADISON IMPORT S.R.L.	MESA DE MAYO	51,100.00
Dominican Republic	THEMA SRL	Mobiliario Importado Sede y A	80,250.00
Dominican Republic	THEMA SRL	Mobiliario Importado Oficinas	58,080.00
Dominican Republic	MADISON IMPORT S.R.L.	NEVERA DOMESTICA DE 12 PIES CU	183,860.00
Dominican Republic	MADISON IMPORT S.R.L.	NEVERA EJECUTIVA DE 5 PIES CUB	37,500.00
Dominican Republic	MADISON IMPORT S.R.L.	NEVERA PARA BIOLÓGICOS	897,040.00
Dominican Republic	PUBLICIDAD FORCADELL	NISSAN FRONTIER 2011 4WD CON T	42,600.00
Dominican Republic	AUTOCAMIONES, C. POR A.	Pgo.CamionetaRegNordeste-54013	39,870.00
Dominican Republic	MACROTECH FARMACEUTICA S. R. L.	PIE DE SUERO O PORTA SUERO RODABLE	31,690.00
Dominican Republic	PUBLICIDAD FORCADELL	segundo pago	76,230.00
Dominican Republic	DARLOCK BUSINESS CORP., S.A.	SET DE DIAGNOSTICO OTOFTALMOSC	492,230.00
Dominican Republic	AUTOCAMIONES, C. POR A.	SILLA INDIVIDUAL PARA PACIENTE	157,930.00
Dominican Republic	MEDI-EQUIPOS, SRL	TABURETE GIRATORIO	60,940.00
Dominican Republic	MAGNA MOTORS, S.A.	TANQUE (BOMBONA) DE OXIGENO C	66,890.00
Dominican Republic	MADISON IMPORT S.R.L.	TELEVISOR DE 21 PULGADAS A COL	77,680.00
Dominican Republic	MACROTECH FARMACEUTICA S. R. L.	VITRINA DE METAL	160,630.00
East Timor	VIAMAR	S) Supply and Delivery workshop Equ	71,580.00
Ecuador	RMA AUTOMOTIVE COMPANY LTD	53431-OC-10-215 Compra vehicul	30,050.00
Egypt	SUMMIT TECHNOLOGY SOLUTIONS	10% against LG po-11-007	49,640.00
Egypt	SYSTEMS ENGINEERING OF EGYPT	30% of PO-10-009	110,370.00
Egypt	COMPUTEK Int.	40% of delivered PCsPO-11-003	48,090.00
Egypt	INTERACT COMPUTER STORES	40% OF DELIVERED UPS PO-11-002	118,200.00
Egypt	INTERACT COMPUTER STORES	40% OF DELIVERED UPSs PO11-002	117,800.00
Egypt	COMPUTEK Int.	40%OF DELIVERED PCS	242,090.00

Major Orders for Goods Placed by Agency During 2011 (Orders of \$30,000 or more)

AGENCY			PO Value
Location of Supplier	Name of Supplier	Description of Goods	USD
UNDP Continued			
Egypt	SYSTEMS ENGINEERING OF EGYPT	40%payment of delivered items	77,180.00
Egypt	COMPUK Int.	50% OF DELIVERED PCs PO11-003	60,320.00
Egypt	COMPUK Int.	50% payment according to contr	303,120.00
Egypt	INTERACT COMPUTER STORES	65% of PO-11-004 INTERACT	60,160.00
Egypt	WOOD & PLEXI	96.57 OF CONTRACT PRICE	69,900.00
Egypt	Egyptian Micro Solution	A) Videoconferencing systems	458,780.00
Egypt	WHO CAIRO	A.8 ART-OH-TRNG-M&E-COMM	35,000.00
Egypt	INFORMATION AND DECISION SUPPORT CENTER	adjusting exp funds	33,610.00
Egypt	NATIONAL DEFENSE COUNCIL	award letter for procure medic	51,230.00
Egypt	EXEC.SEC.FOR THE DEM&DEV.OF THE N.W.COST	CASSPIR CONTRACT REFUND	528,630.00
Egypt	TANANY BOOK SERVICES	E) Books; Brochures and Ma	75,970.00
Egypt	ATEA BEKHET AZIZ	Expense Distribution	71,750.00
Egypt	Sameh Ahmed El-Zokm	Expense Distribution	39,690.00
Egypt	Professional Computer & Electronics	IT Equipments?LAS Project	81,390.00
Egypt	SPAD-GOPP	LIQ_EGY_SPAD_69670	59,090.00
Egypt	SPAD-GOPP	LIQ_JAN2011_SPAD_69670	37,370.00
Egypt	INFORMATION AND DECISION SUPPORT CENTER	printing accreditation cards	33,610.00
Egypt	New Car For Trading & Distribution Co.	purchase 4x4 car for project	37,370.00
Egypt	WHO CAIRO	Raising Awareness & Participat	68,690.00
Egypt	WHO CAIRO	SDA communication	78,750.00
Egypt	WHO CAIRO	SDA.7-TRNG-M&E-OH-COMM	96,000.00
Egypt	WHO CAIRO	SDA.9 TB Treatment-TRNG-M&E	58,710.00
Egypt	WHO CAIRO	SDA1	40,000.00
Egypt	WHO CAIRO	SDA4	136,150.00
Egypt	SYSTEMS ENGINEERING OF EGYPT	SETT.OF 1ST 40% OF PO-10-009	61,970.00
El Salvador	GBM DE EL SALVADOR, S.A. DE C.V.	106 Tablet PC; Marca: LENOVO	151,650.00
El Salvador	FARMACEUTICOS EQUIVALENTES, S.A. DE C.V.	149,000 TAB METROTEXATE 2.5 MG	46,640.00
El Salvador	3M EL SALVADOR, S.A. DE C.V.	150,000 LIBR. PASAP.ORDINARIO	550,500.00
El Salvador	3M EL SALVADOR, S.A. DE C.V.	25,000 LIBRETAS PASAPORTE 48PP	91,750.00
El Salvador	DROGUERIA MASTERS, S.A. DE C.V.	3,500 TRIAMCINOLONA 10 MG/VIAL	69,930.00
El Salvador	3M EL SALVADOR, S.A. DE C.V.	40,000 PASAPORTES 48PP	146,800.00
El Salvador	3M EL SALVADOR, S.A. DE C.V.	70,150PASAPORTE S/PO 2010/032	211,400.00
El Salvador	3M EL SALVADOR, S.A. DE C.V.	90,000 PASAPORTES S/PS 2010/03	326,880.00
El Salvador	RENSICA S.A. DE C.V.	A) Delivery trucks	94,900.00
El Salvador	FREYSSINET EL SALVADOR SISTEMAS DE CONST	ADVANCE CONT 74250-003	328,600.00
El Salvador	CAMARA DE COMERCIO E INDUSTRIA DE EL SAL	AGRICULTURAL SUPPLIES	47,240.00
El Salvador	AUTOKIA, S.A. DE C.V.	CAR PURCHASE FOR PROJ	33,430.00
El Salvador	PROMED DE EL SALVADOR, S.A. DE C.V.	CD4CD8CD3CD45 CON EQUIPO EN COMODAT	55,830.00
El Salvador	COMERCIO Y REPRESENTACIONES, SA DE CV	CENTRIFUGA REFRIGERADA, THERMO SCIEN	40,220.00
El Salvador	OMNISPORT, S.A. DE C.V.	COOLING CHAMBER	53,790.00
El Salvador	COMERCIAL INDUSTRIAL OLINS, S.A. DE C.V.	DISEÑO, ADECUACION Y EQIPAMIEN	30,540.00
El Salvador	TECNICA UNIVERSAL SALVADOREÑA S.A. DE CV	E) Cargo trucks	39,010.00
El Salvador	ALGIER'S IMPRESORES, S.A. DE C.V.	E) Printing	54,600.00
El Salvador	RED-MEDYCI, S.A. DE C.V.	FIBROBRONCOSCOPIO Marca:OLYMPU	42,050.00
El Salvador	PBS EL SALVADOR, S.A. DE C.V.	G) Color Printers	38,000.00
El Salvador	LOGISTICA EL SALVADOR, S.A. DE C.V.	HARDWARE ACQUIS 110 LAPTOPS	36,850.00
El Salvador	VIDUC, S.A. DE C.V.	Lamparas SYLVANIA 2300-2-100hp	30,460.00
El Salvador	3M EL SALVADOR, S.A. DE C.V.	LIBRETAS PASAPORTE S/A	107,820.00
El Salvador	3M EL SALVADOR, S.A. DE C.V.	LIBRETAS PASAPORTE S/A 05/2011	477,100.00
El Salvador	RAF, S.A. DE C.V.	ME 4.2: Computadora Personal;	38,190.00
El Salvador	GLOBAL MOTORS, S.A. DE C.V.	Motocicletas; Marca: Yamaha; M	78,300.00
El Salvador	VENSERVA, S.A. DE C.V.	Proyector; Marca: EPSON; Model	54,600.00
El Salvador	PROMED DE EL SALVADOR, S.A. DE C.V.	SUMINISTRO 156 SET CD4/CD8 SET	95,290.00
El Salvador	PROMED DE EL SALVADOR, S.A. DE C.V.	SUMINISTRO 71 SET CD4/CD8 SET	53,900.00
El Salvador	STAR MOTORS, S.A. DE C.V.	Vehículo Van - Tipo Panel; Mar	33,740.00
Equatorial Guinea	PARTEC AFRIQUE CENTRALE, SARL	COMPRA DE MEDICAMENTOS ANTIRET	72,580.00
Eritrea	NATIONAL UNION OF ERI YOUTH	Expense Distribution	39,800.00
Eritrea	NATIONAL UNION OF ERI WOMEN	Expense Distribution	32,320.00
Eritrea	NATIONAL CONFEDERATION OF ERI. WORKERS	Expense Distribution	32,100.00
Ethiopia	MEYAK ENGINEERING PLC	28 Titles (540 Copies) Books	50,050.00
Ethiopia	MEYAK ENGINEERING PLC	28 Titles (540 Copies) Books for	50,050.00
Ethiopia	GALDA + LEUCHTER GMBH	53 Titles (948 Copies) Books	50,150.00
Ethiopia	GALDA + LEUCHTER GMBH	53 Titles (948 Copies) Books for	57,440.00
Ethiopia	UNDP Support Project (HICE)	Allocation of expense	107,400.00
Ethiopia	Bishoftu Automotives&Locomotive Industry	Dir Pay- AGP-Bishoftu Automoti	349,450.00
Ethiopia	CORENET Technologies PLC	Direct Pay-CORENET-ATA	56,120.00
Ethiopia	ZOA Refugee Care	Direct Payment 2nd Tranch-ZOA	224,250.00
Ethiopia	RIES ENGINEERING S.Co.	Direct Payment GTZ -RIES 2011	63,470.00
Ethiopia	DIP-Institution of the Ombudsman	EIO- DIP-1st Quarter 2011 FR	88,190.00
Ethiopia	DIP-Institution of the Ombudsman	EIO-June 2011, 2nd Q FR-DIP	40,260.00
Ethiopia	DIP-Institution of the Ombudsman	EIO-Reverse CoA to charge TRAC	40,260.00
Ethiopia	Ethiopian Leather Industries Association	F/Report 1st Qurt.	62,730.00
Ethiopia	Eth. Chamber of Commerce &Sectoral Asoc.	F/Report 2011	37,810.00
Ethiopia	RIES ENGINEERING S.Co.	FORD Ranger PICK UP D/CAB, 4WD Dies	59,990.00
Ethiopia	UN World Food Programme	FR (aged) 2011 WFP AAP	210,360.00
Ethiopia	INSTITUTE OF LEADERSHIP AND GOOD	FR 4th Qtr. 2010 - LDI	45,970.00
Ethiopia	Somali BoFED	FR Drought Response 2011 DRMFS	45,570.00
Ethiopia	Eth. Chamber of Commerce &Sectoral Asoc.	FR ECCSA 2011	38,930.00
Ethiopia	INSTITUTE OF LEADERSHIP AND GOOD	FR for 1&2 Qtr. 2011-LDI	47,710.00
Ethiopia	INSTITUTE OF LEADERSHIP AND GOOD	FR for 3rd Qtr. 2011 - LDI	32,800.00
Ethiopia	INSTITUTE OF LEADERSHIP AND GOOD	FR for 3rd Qtr. 2011- LDI	49,720.00
Ethiopia	SECRETARIAT OF THE HOUSE OF PEOPLE'S REP	HoPR 1st Quarter 2011 FR-DIP	360,580.00
Ethiopia	SECRETARIAT OF THE HOUSE OF PEOPLE'S REP	HoPR 2nd Qrt 2011 FR-DIP	119,310.00
Ethiopia	SECRETARIAT OF THE HOUSE OF PEOPLE'S REP	HoPR-3rd Quarter 2011 FR -DIP	107,050.00
Ethiopia	SECRETARIAT OF THE HOUSE OF PEOPLE'S REP	HPR-Reverse CoA to charge TRAC	119,310.00
Ethiopia	NATIONAL ELECTORAL BOARD OF ETHIOPIA-	NEBE - 3rd Quarter 2011 FR-DIP	85,280.00
Ethiopia	NATIONAL ELECTORAL BOARD OF ETHIOPIA-	NEBE 2nd Fin Report 2011-DIP	159,720.00
Ethiopia	NATIONAL ELECTORAL BOARD OF ETHIOPIA-	NEBE/DIP 3rd Quarter 2011 FR	188,290.00
Ethiopia	FEDERAL AND REGIONAL AUDIT OFFICE DIP	OFAG 2ndQ 2011 additional2 FR	33,260.00
Ethiopia	INSTITUTE OF LEADERSHIP AND GOOD	Reibursement of exp. - LDI	32,800.00
Ethiopia	AVICOM Trading Plc	VAT Reversl V. 50608 -AVICOM	63,930.00
Fiji	CBS POWER SOLUTION (FIJI) LIMITED	CBSPower_Solar3rdpm_US38910.51	38,910.00
Fiji	CBS POWER SOLUTION (FIJI) LIMITED	CBSPower30%_S/Power_US38910.51	38,910.00
Fiji	GEF IWRM UNDP	Q2'11_FR_IWRM_US\$807,438.82	61,150.00
Fiji	GEF IWRM UNDP	Q3'11_FR_IWRM_US\$480,927.31	86,800.00
Finland	VERSEIDAG BALLISTIC PROTECTION OY	Airfreight	92,940.00
Finland	VERSEIDAG BALLISTIC PROTECTION OY	Bullet-proof vests and plates	4,189,840.00
Finland	Videra Oy	Extended Warranty for 3 years	83,400.00
Finland	Videra Oy	MCU audio/video bridge for CSU	154,620.00
Finland	Videra Oy	Multipoint Conferencing Unit (154,620.00
France	SCPA SIVEX INTERNATIONAL	608-457-11	39,980.00
France	VERGNET HYDRO	A) Industrial pumps & compress	200,410.00
France	SAS I E C	ACCOMPTE COMMANDE 50%	393,260.00
France	GEMALTO S.A	Customized Registration softwa	323,860.00
France	SFCE-CPS	E) Minibus	55,200.00
France	INTERTECH BATINORM SARL	Equipements de plongée pour les Dir	73,430.00
France	STIM PLUS	Inkjet printers	81,670.00
France	BACKSTAGE VIDEO	Local services (installation, commi	42,150.00
France	SAS I E C	PAIEMENT LIVRAISON 50%	196,630.00
France	GEMALTO S.A	Product design	31,390.00
France	BACKSTAGE VIDEO	Radio/television broadcasting	233,260.00
France	BACKSTAGE VIDEO	Radio/television broadcasting equip	248,520.00
France	GEMALTO S.A	Tech. support for 6 mths, to b	433,180.00
Gabon	GABON INGENIERIE CONSULTING	Expense Distribution	69,030.00
Gabon	CETRA GABON	Marégraphe, Installation et formati	32,630.00
Gabon	GIBALTAR TOYOTA	Pick Up double cabine	30,090.00
Gambia	TRANSPPHERE PRINTING SERVICES	Printing of 15400 T-Shirts	38,500.00
Georgia	GALLERY LLC	Construction Equipment for Po	50,900.00
Georgia	FOUND "ACCION CONTRA EL HAMBRE" GEORGIA	E) Aquaculture equipment	90,950.00
Georgia	ALTA LTD	E) Desktop computers	49,100.00

Major Orders for Goods Placed by Agency During 2011 (Orders of \$30,000 or more)

AGENCY	Location of Supplier	Name of Supplier	Description of Goods	PO Value USD
UNDP	Continued			
Georgia		UMS- COUTURIER LTD	E) Textile and fabric machiner	47,830.00
Georgia		ORIENT LOGIC LTD	Expense Distribution	44,860.00
Georgia		A.P.S. LTD	NISSAN PATHFINDER LE, 4.0 A/T,	40,900.00
Georgia		TOYOTA CENTER TBILISI LTD	purchase of Toyota Land Cruise	38,820.00
Georgia		TECH-SERVICE LTD	S) Civil engineering	180,540.00
Germany		POLLMANN KRAHMER	30% CONTRABAJOS, OC 0054	47,440.00
Germany		JOHANNES KLAIS ORGELBAU GmbH & CoKG	30% OC 0093 ORGANOS	72,160.00
Germany		POLLMANN KRAHMER	30% OC-97, 6 CONTRABAJOS	48,000.00
Germany		WOLFGANG JOHANNES SCHARFF	70% OC107:3VIOLIN - 2VIOLAS	46,280.00
Germany		POLLMANN KRAHMER	70% OC 0054 CONTRABAJOS	109,440.00
Germany		BERND MOOSMANN GmbH	70% OC 0082 CONTRAFAGOTES	46,640.00
Germany		POLLMANN KRAHMER	70% OC 0094 CONTRABAJOS	122,090.00
Germany		VALLON GmbH	80 % final payment for: 1) U	42,380.00
Germany		NK Networks & Service GmbH	A) Network hubs	267,680.00
Germany		GESELLSCHAFT FUR INTERNATIONALE ZUSAMME	ABACAVIR 300mg+LAMIVUDINE 150mg+ZID	74,850.00
Germany		CHEMPATEX MEDIZINISCHE	ACT2.6.3.2 Laboratory and Glas	49,330.00
Germany		Fleischhacker GmbH & Co.	BACTEC reagents as per specifi	124,230.00
Germany		Fleischhacker GmbH & Co.	Biohazard bags for autoclaves and w	39,230.00
Germany		Fleischhacker GmbH & Co.	Chest X-Ray System RADspeed MF as p	676,600.00
Germany		Fleischhacker GmbH & Co.	CR Single Cassette (see subsheet C	39,360.00
Germany		DELL COMPUTER GMBH	Dell PowerEdge 710 server	49,810.00
Germany		Deutsche Gesellschaft fuer Technischa	Direct Payment GTZ(Balance)	51,380.00
Germany		TRANSFAIR GMBH	E) Industrial process machiner	627,950.00
Germany		Fleischhacker GmbH & Co.	E) Laboratory Equipment	209,750.00
Germany		Fleischhacker GmbH & Co.	E) Medical Equipment	42,880.00
Germany		Fleischhacker GmbH & Co.	E) Medical Kits	43,000.00
Germany		GESELLSCHAFT FUR INTERNATIONALE ZUSAMME	EFAVIRENZ (EFV) 600mg 30 tab/PAC	88,810.00
Germany		F. Unduetsch GmbH	EnCase Forensic Delux version 7 so	48,840.00
Germany		DELL COMPUTER GMBH	EqualLogic PS4100X Dell	33,790.00
Germany		Fatol arzneimittel/production facility	Ethambutol 100mg (500tabs/box-	131,170.00
Germany		Fatol arzneimittel/production facility	Ethambutol 100mg (500tabs/box-20bli	132,030.00
Germany		GTZ	Expense Distribution	32,940.00
Germany		F. Unduetsch GmbH	Fixed Computer Forensic Workstation	79,800.00
Germany		Fleischhacker GmbH & Co.	Floor-mounted General Radiography S	585,680.00
Germany		Fleischhacker GmbH & Co.	G) Medical Kits	48,830.00
Germany		DEUTSCHE GESELLSCHAFT FUER	GIZ - ARV pour Ministere Santé	574,230.00
Germany		DEUTSCHE GESELLSCHAFT IT'NAL ZUSAMMENARB	GIZ ammendment contract milest	741,980.00
Germany		DEUTSCHE GESELLSCHAFT IT'NAL ZUSAMMENARB	GIZ ammendment contract mileston 3	954,650.00
Germany		DEUTSCHE GESELLSCHAFT IT'NAL ZUSAMMENARB	GIZ ammendment contract mileston 5	355,520.00
Germany		DEUTSCHE GESELLSCHAFT IT'NAL ZUSAMMENARB	GIZ ammendment contract milestone 2	152,630.00
Germany		DEUTSCHE GESELLSCHAFT IT'NAL ZUSAMMENARB	GIZ ammendment contrat milesto	418,230.00
Germany		DEUTSCHE GESELLSCHAFT IT'NAL ZUSAMMENARB	GIZ ammendment contrat mileston 4 (648,820.00
Germany		DEUTSCHE GESELLSCHAFT IT'NAL ZUSAMMENARB	GIZ original contract mileston 4 (2	46,000.00
Germany		DEUTSCHE GESELLSCHAFT IT'NAL ZUSAMMENARB	GIZ original contract mileston 5 (t	93,870.00
Germany		PHAESUN GmbH	Installation services	70,670.00
Germany		PHAESUN GMBH	Installation, commissioning an	65,100.00
Germany		Fleischhacker GmbH & Co.	Laboratory and Medical supplie	201,700.00
Germany		Fleischhacker GmbH & Co.	LABORATORY EQUIPMENT - Closed	1,094,510.00
Germany		Fleischhacker GmbH & Co.	LABORATORY EQUIPMENT & SUPPLIE	111,800.00
Germany		Fleischhacker GmbH & Co.	LABORATORY EQUIPMENT, microscop	93,010.00
Germany		GESELLSCHAFT FUR INTERNATIONALE ZUSAMME	LAMIVUDINE 150mg+ZIDOVUDINE 300mg 6	148,900.00
Germany		PHAESUN GmbH	Local transport	44,450.00
Germany		GESELLSCHAFT FUR INTERNATIONALE ZUSAMME	LOPINAVIR (LPV) 200mg +RITONAVIR RT	35,640.00
Germany		Fleischhacker GmbH & Co.	Lot 2 Surgical (SR) - MEDICAL AND S	137,830.00
Germany		Fleischhacker GmbH & Co.	Lot 4 Medical (MD) includes ENT, OP	128,350.00
Germany		Fleischhacker GmbH & Co.	Lot 9 (OP) - Ophthalmic operation i	73,440.00
Germany		Fleischhacker GmbH & Co.	Medi-Pro/MP Processor	151,840.00
Germany		SEBA HYDROMETRIEGmbH KAUFBEUREN	METEOROLOGICAL STATIONS	110,660.00
Germany		Fleischhacker GmbH & Co.	Microscopes and immersion lens	33,570.00
Germany		Fleischhacker GmbH & Co.	Partec CD4 easy count kit	37,550.00
Germany		Fleischhacker GmbH & Co.	Partec CD4% easy count kit	53,650.00
Germany		Fleischhacker GmbH & Co.	PCR machine consisting of Cobas Amp	121,100.00
Germany		PHAESUN GMBH	Procurement of 26 solar kits t	86,900.00
Germany		PHAESUN GMBH	Procurement of 26 solar kits to be	86,900.00
Germany		F. UNDUTSCH GMBH	Procurement of laboratory equi	47,190.00
Germany		Fleischhacker GmbH & Co.	REAGENT & ASSOSSORIES	69,780.00
Germany		Fleischhacker GmbH & Co.	Reagents and accessories for P	69,780.00
Germany		Fleischhacker GmbH & Co.	Recommended set of spare parts for	72,260.00
Germany		PHAESUN GMBH	Solar equipment (30 systems) a	127,530.00
Germany		PHAESUN GmbH	Solar Water Pumps (system 1)	588,330.00
Germany		PHAESUN GmbH	Solar Water Pumps (system 2)	225,820.00
Germany		Fleischhacker GmbH & Co.	The COBAS® AMPLICOR Analyzer	74,100.00
Germany		Fleischhacker GmbH & Co.	X-ray equipment, diagnostic - X-Ray	74,540.00
Ghana		Tropical Business Solutions	30 photocopiers for model C1Cs	42,000.00
Ghana		ULTIMATE SUPPLIES LIMITED	30 projectors for model C1Cs a	35,160.00
Ghana		Toyota Gibraltar Stockholdings Ltd	A) Automobiles or cars	83,200.00
Ghana		BUKPRESSSS Limited	Ballot for presidential run-of	135,200.00
Ghana		BUKPRESSSS Limited	Charter freight cost - Deliver	177,000.00
Ghana		Toyota Gibraltar Stockholdings Ltd	Expense Distribution	38,680.00
Ghana		CENTRAL FURNITURE WORKS	Furniture for MTN ICT Centres	43,250.00
Ghana		TOYOTA GHANA COMPANY LIMITED	Land Cruiser NG Prado TXL Die	51,600.00
Ghana		Toyota Gibraltar Stockholdings Ltd	LHD HILUX DOUBLE CABIN 5 SEATE	31,680.00
Ghana		FAIRLLOP INTERNATIONAL LTD GHANA	Motorcycles- YAMAHA YBR 125; W	277,270.00
Ghana		FAIRLLOP INTERNATIONAL LTD GHANA	Motorcycles- YAMAHA YBR 125; Warran	400,000.00
Ghana		Ronna Engineering Ltd.	PAYMENT OF REMAINING 80% OF CO	46,310.00
Ghana		BUKPRESSSS Limited	Presidential ballots - size 15	260,000.00
Ghana		HOUSING THE MASSES	Pynt for UNDP/SADA housing Ini	49,850.00
Ghana		KOFI ANNAN INTERNATIONAL PEACEKEEPING	Q2 retirement	49,380.00
Ghana		KOFI ANNAN INTERNATIONAL PEACEKEEPING	Q2 Retirement WPSI	58,170.00
Ghana		FASYL TECHNOLOGY GHANA LTD.	S) IT Installation	42,000.00
Ghana		Toyota Gibraltar Stockholdings Ltd	S) Land Transport	42,110.00
Ghana		BUKPRESSSS Limited	Senate Ballots -MONTESERRADO -	52,890.00
Ghana		TATA AFRICA HOLDINGS (GHANA) LIMITED	Tata Telcoline 486	735,000.00
Ghana		Pioneer Installations Network	WAN for Prisons	59,990.00
Guatemala		PRENSA LIBRE, S. A.	11000004055 IMPRESION 76678	32,840.00
Guatemala		GRUPO RADIAL SRM, S.A.	2244 TRANSMISION 76678	106,420.00
Guatemala		PRENSA LIBRE, S. A.	2451 PUBLIC.15 MAR 11 76678	33,000.00
Guatemala		AUTOS SUZUKI DE CENTROAMERICA, S. A.	COMPRA 12 VEHICULOS 73630	207,950.00
Guatemala		RADIO TELEVISION GUATEMALA, S.A.	FC 10017 SERV. TELEV. 76678	59,980.00
Guatemala		ORGANIZACION RADIAL ALIUS, S. A.	FC 27657 TRANSMISION 76678	60,480.00
Guatemala		DIARIOS MODERNOS, S. A.	FC 65582 PUBLIC.14MAR11 76678	41,210.00
Guatemala		RCN, S. A.	FC 7516 TRANSMISION 76678	36,550.00
Guatemala		RADIO TELEVISION GUATEMALA, S.A.	FC 9039 TRANSM PUBLIC.76678	47,060.00
Guatemala		FAREI, S.A.	FC1826-1825-1824-1827EQUI75092	79,140.00
Guatemala		DIARIOS MODERNOS, S. A.	FC66820IMP.EINSERC.FOLLET76678	42,350.00
Guatemala		TELEVISIETE, S.A.	FC7021TRANSM.11AB31MAY1176678	53,920.00
Guatemala		TELEVISIETE, S.A.	FC7969 SERV.TELEVISION 76678	98,830.00
Guatemala		COFIÑO STAHL Y COMPAÑIA, S.A.	TOYOTA FORTUNER 72414	34,830.00
Guinea		PROGRAMME CONJOINT-GF	3 emé Trim.ADV.PROMO.	42,650.00
Guinea		PROGRAMME CONJOINT-GF	3émeTrim Adv.Justi.PROMOJAT	40,910.00
Guinea		PROTEC SA	Achat de 500 boucliers et de 2	333,410.00
Guinea		THE BANK OF JAPAN	BAL. OF FUND(JAPON)	80,000.00
Guinea		THE BANK OF JAPAN	BAL.RELIQUAT DU FOND	53,000.00
Guinea		THE BANK OF JAPAN	BALANCE OF FUND JAPON	363,580.00
Guinea		PROGRAMME CONJOINT-GF	JUSTIFICATION AVANCE	37,670.00
Guinea		THE BANK OF JAPAN	RELIQUAT DU FOND	283,580.00
Guinea		ETI.SA (informatique & internet)	V-SAT-Contract 512-NIM.	46,480.00
Guinea-Bissau		Toyota Gibraltar Stockholdings Ltd	1 BUS HIACE Commuter	34,000.00
Guinea-Bissau		Toyota Gibraltar Stockholdings Ltd	A) Vehicles - Repair Supplies	41,180.00
Guinea-Bissau		Toyota Gibraltar Stockholdings Ltd	Achat 2 voitures Toyota Land C	75,070.00

Major Orders for Goods Placed by Agency During 2011 (Orders of \$30,000 or more)

AGENCY			PO Value
Location of Supplier	Name of Supplier	Description of Goods	USD
UNDP Continued			
Guinea-Bissau	Toyota Gibraltar Stockholdings Ltd	Achat voiture 4x4 Toyota Land	36,450.00
Guinea-Bissau	NEGODIS	E) Solar & Gas Mixt Dryer equipment	34,760.00
Guinea-Bissau	Toyota Gibraltar Stockholdings Ltd	E) Vehicles and Options selected by	48,680.00
Guinea-Bissau	EGUITEL COMUNICACAO.LDA	ORACLE IAS 10g TYPE Edition par pro	132,820.00
Guinea-Bissau	EGUITEL COMUNICACAO.LDA	ORACLES 10GB Type entreprise Editio	180,260.00
Guinea-Bissau	Toyota Gibraltar Stockholdings Ltd	Purchase of 2 Vehicles	73,970.00
Haiti	VALERIO CANEZ	17DGSJ165SIV, J165SIV/J150 GENSET,	32,250.00
Haiti	LES ENTREPRISES DESCHAMPS-FRISCH S.A.	1st supplementary order of ele	222,540.00
Haiti	TOTAL HAITI S.A.	55 carnets de Carburant de 25,	34,030.00
Haiti	COMPHAITI S.A.	A) Notebook computers	43,520.00
Haiti	UNIVERSAL MOTORS S.A.	ACHAT D'1 VEHICULE POUR LA COO	38,500.00
Haiti	UNIVERSAL MOTORS S.A.	ACHAT DE 2 VEHICULES POUR LES	77,000.00
Haiti	UNIVERSAL MOTORS S.A.	ACHAT DE 2 VEHICULES POUR L'UN	77,000.00
Haiti	UNIVERSAL MOTORS S.A.	Achat de 3 Nissan pour le le p	115,500.00
Haiti	UNIVERSAL MOTORS S.A.	ACHAT D'UN VEHICULE POUR LA CO	38,500.00
Haiti	HAYTIAN TRACTOR & EQUIP. S.A.	Achat SKID STEER LOADER + FOLL	43,950.00
Haiti	UNIVERSAL MOTORS S.A.	Acquisition de 2 vehicules pour le	77,000.00
Haiti	UNICEF - COPENHGEN	Anti-infective drugs - Ols Opo	114,060.00
Haiti	ACCESS HAITI S A	Internet connectivity March-No	35,200.00
Haiti	ACCESS HAITI S A	Internet connectivity March-Novembe	39,600.00
Haiti	COMPHAITI S.A.	Lenovo Thinkcentre A58 7522-SF	41,400.00
Haiti	UNFPA	Purchasing of Condoms	206,250.00
Haiti	JEDCO SERVICES S.A.	Septic Tank cleaning, Zone 5,	60,380.00
Haiti	XEOS	UN PTHOTOCOPIEUR DESTINE AU MI	63,200.00
Honduras	CCS DE HONDURAS	2: FILTRO DE CONTENIDOS.- Filt	45,630.00
Honduras	LAZARUS Y LAZARUS, S.A. DE C.V.	DVII-030 GAVIONES PO 17756	40,740.00
Honduras	PRONAGRI	Expense Distribution	30,790.00
India	Lupin Limited	2 FDC-Rifampicin 150 mg / Ison	84,350.00
India	CONTRACT ADVERTISING (INDIA) PRIVATE LTD	2011 Census India project	77,990.00
India	Lupin Limited	2FDC	1,341,700.00
India	Macleods Pharmaceuticals Ltd	2FDC(R60H30) Bulk pack 1000 ta	52,480.00
India	Macleods Pharmaceuticals Ltd	3FDC(R150H75E275) Blister shee	85,480.00
India	Macleods Pharmaceuticals Ltd	3FDC(R60H30Z150) Bulk pack 100	35,640.00
India	Lupin Limited	4FDC	1,456,300.00
India	Lupin Limited	4FDC-Rifampicin 150 mg / Isoni	88,250.00
India	DELL INDIA PVT LTD	A) Notebook computers	48,180.00
India	MULTIPLEX BIO-TECH PVT LTD	Acquisition 2 machines	64,360.00
India	BEST ENGINEERING TECHNOLOGIES	Airfreight charges	111,110.00
India	BEST ENGINEERING TECHNOLOGIES	Biogas plant 300m3/day	63,000.00
India	LUPIN LIMITED	Cat I+III Patient Kit A	40,260.00
India	IDMC LIMITED	E) Industrial refrigeration	31,590.00
India	NIKHIL OFFSET	E) Printing	49,510.00
India	WII-SNCINDIA-UNFCCC	FR-II-11Aug-05Sept-2011	33,780.00
India	TERI UNDP GEF INDIA BRICK	FR-Jan-March-2011	39,730.00
India	HINDUSTAN INSECTICIDES LIMITED	Independent Testing	58,140.00
India	HINDUSTAN INSECTICIDES LIMITED	Insecticides	204,730.00
India	AEROMARINE EQUIPMENT SUPPLY PVT LTD	Marine Craft Accessories	42,450.00
India	Macleods Pharmaceuticals Ltd	New PO for US\$303,404.40 agai	303,400.00
India	CIPLA LIMITED	nn-3rd Pmnt-72344	968,920.00
India	AEROMARINE EQUIPMENT SUPPLY PVT LTD	Procurement of BUOYs. Referen	87,390.00
India	Lupin Limited	RH 150/150? Blister	41,450.00
India	Lupin Limited	RH 150/150-Blister sheet 7*4*24 = 6	33,150.00
India	Macleods Pharmaceuticals Ltd	RH 150/75-blisters 672 tablets	471,870.00
India	Strides Acrolab Ltd	RH 150/75-blisters 672 tablets	471,630.00
India	Lupin Limited	RH-150/75-Blister, 672 tablets	115,020.00
India	Macleods Pharmaceuticals Ltd	RH60/30-Bulk pack 1000 tablets	171,750.00
India	Macleods Pharmaceuticals Ltd	RHE 150/75/275-blisters 672 tablets	240,640.00
India	Lupin Limited	RHZE 150/75/400/275-blister sheet 7	90,800.00
India	Lupin Limited	RHZE 150/75/400/275-Blister sheet 7	62,690.00
India	Lupin Limited	RHZE 150/75/400/275-Blister, 6	82,510.00
India	Lupin Limited	RHZE 150/75/400/275-Blister, 672 ta	116,860.00
India	Macleods Pharmaceuticals Ltd	RHZE 150/75/400/275-blisters 672 ta	598,520.00
India	Strides Acrolab Ltd	RHZE 150/75/400/275-blisters 672 ta	587,810.00
India	Lupin Limited	Rifampicin 150 mg / Isoniazid	993,030.00
India	Lupin Pharma LTD.	Rifampicin 150 mg / Isoniazid	769,880.00
India	LUPIN LIMITED	Rifampicin 150 mg / Isoniazid	44,930.00
India	Macleods Pharmaceuticals Ltd.	Rifampicin 150 mg / Isoniazid	35,990.00
India	Lupin Limited	Rifampicin 150 mg / Isoniazid 75 mg	163,040.00
Indonesia	LANDMEGA TEKINDO PT	7945M2A x3650 M3, 2 intel proc	33,000.00
Indonesia	PT ASTRA GRAPHIA TBK	E) Computer printers	90,000.00
Indonesia	UN-REDD PROJECT (UNDP)	Project 00073379 - ACT1	36,730.00
Indonesia	UN-REDD PROJECT (UNDP)	Project 00073379 ACT1	36,730.00
Iraq	AL-ETHAR HUMANITARIAN FOUNDATION	Expense Distribution	34,770.00
Iraq	AL-GHAITH COMPUTER OFFICE	Mobile scratch	91,420.00
Iraq	AL-SAMI GENERAL TRADE COMPANY LTD.	Reinstallation of PO P/AM084/0	51,700.00
Iraq	Phaesun GmbH	Supply of Complete Wind Power	47,400.00
Iraq	Kipp & Zonen B.V.	Supply of Solar Resource Asses	30,210.00
Iraq	ED Service-Center	Supply of Wind Resource Assess	43,420.00
Israel	UNION MOTORS	A) Automobiles or cars Thre	56,120.00
Israel	COMPUTER MEDIA CENTER	A) Videoconferencing systems	30,070.00
Israel	MAYOTEX LTD	Armored Vehicle - UNDSS	130,000.00
Israel	Gilat Satcom Ltd	E) Satellite receivers	148,570.00
Israel	TEKNION ISRAEL GROUP LTD.	OQR/Office Furniture (partition	46,720.00
Israel	JAMAL O. MASRI CO. LTD	Procurement of one ambulance	57,940.00
Israel	JAMAL O. MASRI CO. LTD	Procurement of 2 Ambulances fo	133,430.00
Italy	COELMO SRL	1 year maintenance after perio	74,690.00
Italy	CORRADO GALZIO ASSOCIAZIONE CONCERTI	100% OC99- 5 PIANOS AUTOR	160,000.00
Italy	WORLD FOOD PROGRAMME (ROME)	1ST QUARTER FUNDS	49,000.00
Italy	ECOPLANTS S .R.L.	2DO PG 20% S/C 73263-001-2010	31,750.00
Italy	ITALTRADER SRL	608-109-11	46,280.00
Italy	LUIS HORACIO ROSSI	70% OC 0044 8 CLARINETES	30,800.00
Italy	P.A.S.I.S.R.L.	Combined Seismograph- 10 units	93,800.00
Italy	La Montagna srl	E) Tents	37,830.00
Italy	AFRORIENTAL TRADE CENTER SRL	Expense Distribution	261,110.00
Italy	ECOPLANTS S .R.L.	Expense Distribution	102,060.00
Italy	UN World Food Programme	FR (aged) 2011 WFP AAP	210,360.00
Italy	CORIMEC ITALIANA SPA	Freight costs	38,000.00
Italy	DELEXPORT ITALIA S.R.L	G) Hand Tools	40,670.00
Italy	COELMO SRL	Generator 500KVA	67,290.00
Italy	COELMO SRL	Generators 500KVA, 250KVA and	385,580.00
Italy	AFROS SPA	High-pressure foam dispenser for M	265,200.00
Italy	CEIA SPA	METAL DETECTORS	65,880.00
Italy	COELMO SRL	Onsite installation, training	33,710.00
Italy	SEVERN TRENT ITALIA S.p.A.	Pagamento 2nd tranche	557,200.00
Italy	CORIMEC ITALIANA SPA	Prefabricated 3-module buildin	50,110.00
Italy	CORIMEC ITALIANA SPA	Prefabricated 3-module buildings	51,070.00
Italy	CORIMEC ITALIANA SPA	Prefabricated 6-module buildin	32,420.00
Italy	CORIMEC ITALIANA SPA	Prefabricated 6-module buildings	99,120.00
Italy	CORIMEC ITALIANA SPA	Prefabricated offices UNDP all	83,610.00
Italy	CORIMEC ITALIANA SPA	Prefabricated offices UNFPA al	147,210.00
Italy	SHELBOX S.P.A	Procurement of 20 Office Prefa	195,350.00
Italy	SHELBOX S.P.A	Procurement of 20 Office Prefabs	204,290.00
Italy	CORIMEC ITALIANA S.p.A	S) Installation	47,240.00
Italy	SAIP EQUIPMENT	SAIP	163,180.00
Italy	ACS INTERNATIONAL, S. R.L.	UNICO PG S/C No. 73263-005-201	110,130.00
Japan	CLEANVY CORPORATION	nn-Cleanvy Corp pmnt- 41505	122,850.00
Japan	Toyota Gibraltar Stockholdings Ltd	Supply and Delivery of Hiace	573,810.00
Japan	Toyota Gibraltar Stockholdings Ltd	Supply and Delivery of Hiace Vans	2,427,910.00
Japan	Toyota Gibraltar Stockholdings Ltd	Supply and Delivery of Pickup	1,395,470.00
Japan	Toyota Gibraltar Stockholdings Ltd	Supply and Delivery of Pickups (LH	1,668,310.00

Major Orders for Goods Placed by Agency During 2011 (Orders of \$30,000 or more)

AGENCY			PO Value
Location of Supplier	Name of Supplier	Description of Goods	USD
UNDP Continued			
Japan	TOYOTA MOTOR CORPORATION	Toyota Land Cruiser Station Wa	45,470.00
Japan	J GERBER & COMPANY (JAPAN) LIMITED.	Yamaha Motorcycle and Helmet M	60,520.00
Jordan	PROTECHNIQUE LTD	ACT1.1.1.15 CENTRIFUGE (bench	40,000.00
Jordan	ANTEMINA INTERNATIONAL L.L.C.	E) Automobiles or cars	327,000.00
Jordan	Central Press	Printing SOPs manuals as per a	52,970.00
Kazakhstan	Non-governmenatl Foundation "Akbot"	1 tranche under micro capital	45,000.00
Kazakhstan	Non-governmenatl Foundation "Akbot"	2 tranche under micro capital	39,050.00
Kenya	AMARRA AGENCIES (K) LTD	2105 - SUPPLY OF COMPUTERS OPM	49,350.00
Kenya	VILE & BLIND GENERALSUPPLIERS	A) Aeron Chairs Herman Miller with	77,230.00
Kenya	SAVE THE GENSETS NAIROBI	A) Diesel generators	47,870.00
Kenya	Sight And Sound Computers Ltd	A) Network switches	51,620.00
Kenya	ASL LIMITED	ACT 3.4.1 CHW Boxes(InfEq)	68,040.00
Kenya	Radiance Pharmaceuticals Limited	Assorted drugs for UN Clinic	81,580.00
Kenya	SEVENSEAS TECHNOLOGIES LIMITED	Being the payment of CFPS/005/	62,590.00
Kenya	AMIRAN KENYA LTD	Complete amiran farmers kits	69,240.00
Kenya	INTERIM INDEPENDENT ELECTORAL COMMISSIO	Expense Distribution	57,100.00
Kenya	COLOURPRINT LTD	Expense Distribution	55,680.00
Kenya	DISASTER PREPAREDNESS AND MANAGEMENT	Expense Distribution	44,290.00
Kenya	KJAER & KJAER	FORD RANGERS D/CAB XLT (UF1CRA	97,850.00
Kenya	ASL LIMITED	Freight for ACTs BOXES(PSM)	48,500.00
Kenya	VICTORIA FURNITURES LTD	Imported chrome frame benches	32,000.00
Kenya	RESOLUTION HEALTH E. AFRICA LIMITED	Medical coverage for 45 civil	79,380.00
Kenya	RESOLUTION HEALTH E. AFRICA LIMITED	Medical coverage for 45 civil suppo	79,380.00
Kenya	TOYOTA KENYA LIMITED	Motor vehicle NZE Corolla	38,550.00
Kenya	D.T. DOBIE & CO LTD	New Mercedes Benz E250CGI , 17	58,800.00
Kenya	Brand Leadership Africa LTD	Printing and re-designing of daily	47,940.00
Kenya	GATEWAY LOGISTICS & TRANSPORTATION CO.	Procurement of 16 Motorbikes for th	44,800.00
Kenya	GENERAL MOTORS EAST AFRICA LTD	Purchase of Sedans	61,080.00
Kenya	UNITED NATIONS OFFICE AT NAIROBI	S) Printing	30,090.00
Kenya	SIGHT AND SOUND LTD	S) Telecommunication Services	69,000.00
Kenya	KUEHNE + NAGEL LTD	Sea Freight Transportation	63,230.00
Kenya	PAX MONDIAL	Single Prefab with 18,000 BTU	66,000.00
Kenya	PAX MONDIAL	Single prefabs with 18,000	110,000.00
Kenya	PAX MONDIAL	Single Prefabs with 18,000 BTU	110,000.00
Korea, Republic of	DONG KWANG INTERNATIONAL CORP	DRP#MMR/ARU/MRDD/010/TO/2011	276,000.00
Korea, Republic of	BLUEBIRD SOFT INC	Personal Digital Assistants	5,862,860.00
Kyrgystan	DAN OFFICE	ACT 1.1.2, CARTIDGES FOR FAX M	36,410.00
Kyrgystan	DAN OFFICE	ACT 1.4.1 E) Desktop computers	59,000.00
Kyrgystan	DAN OFFICE	ACT 1.4.1, IT EQUIP FOR CEC	69,600.00
Kyrgystan	AK CHARDAK LTD	Alpha-Cypermethrin, 5%WP, pack	125,400.00
Kyrgystan	DAN OFFICE	E) Computer servers	36,980.00
Kyrgystan	EUROMED LLC	E) Medical Equipment	32,980.00
Kyrgystan	YU-JEN-YUG LLC	E) Medical Kits	47,940.00
Kyrgystan	DAN OFFICE	E) Printer or facsimile toner	47,640.00
Kyrgystan	UNIHELP LLC	Final 50% pmnt PCR,GFHIV	44,820.00
Kyrgystan	UNIHELP LLC	Methadone Hydrochloride in pow	48,010.00
Kyrgystan	UNIHELP LLC	Methadone Hydrochloride in powder	51,360.00
Kyrgystan	UNIHELP LLC	Pmnt final 50%,Bacter Lab	47,110.00
Kyrgystan	NEMAN FARM LTD	Pmnt for medicine,GFHIV	30,890.00
Kyrgystan	NEMAN FARM LTD	Pmnt for springes	49,470.00
Kyrgystan	PRIMEVARA LTD	PRCHS OF LIQUID CHROMATOGRAPH	34,570.00
Kyrgystan	CIC LTD KRIKK	Purchase of mobile pumping sta	40,470.00
Kyrgystan	MEDTECHTORG LTD	THERMAL IMAGERS PURCHASE	42,000.00
Kyrgystan	EVI AUTOCENTER LTD	Vehicle for Regional BOMCA of	33,100.00
Lao People's Democratic Republic	TOYOTA LAO THANI CO.,LTD	1 unit of TOYOTA Land Cruiser,	33,800.00
Lao People's Democratic Republic	SUNLABOB	A) Industrial pumps & compress	134,240.00
Lao People's Democratic Republic	COMMSYSTEMS LTD	Ebinger Large Loop Detectors U	38,560.00
Latvia	Latvian Environmental Investment Fund	2011 4Q Advance Expend 4Q 2011	39,360.00
Latvia	Motors Latvia SIA	A) Minibuses, Volkswagen Caravelle	41,010.00
Latvia	REGULA BALTIJA LTD	Document examination instrumen	31,200.00
Latvia	REGULA BALTIJA LTD	Fixed integrated passport read	43,200.00
Latvia	REGULA BALTIJA LTD	Mono microscope with variable	32,800.00
Latvia	REGULA BALTIJA LTD	Video spectral comparator - Re	32,600.00
Lebanon	ETS. ADO POUR LE COMMERCE	100% upon delivery, installati	75,680.00
Lebanon	ASACO GENERAL TRADE & CONTRACTING	15% of entire contract price a	36,000.00
Lebanon	SOCIETE LIBAN.POUR L'IND.DU BATIM-ALBINA	15% upon signature and submiss	39,690.00
Lebanon	UMAM D&R	1ST PYMT- 75% UPON SIGNATURE O	85,200.00
Lebanon	SEARCH FOR COMMON GROUND	1st pymt-75% upon signature of	76,650.00
Lebanon	KURBAN TRAVEL SERVICES	2MSP- TRANSPORTATION	37,500.00
Lebanon	SOCIETE LIBAN.POUR L'IND.DU BATIM-ALBINA	3rd pymt- upon installation,te	44,900.00
Lebanon	RASAMNY YOUNIS MOTOR CO SAL	4 Wheel Vehicle	36,740.00
Lebanon	SOLARNET	70% upon satisfactory submissi	123,040.00
Lebanon	SOLARNET	70% upon satisfactory submission an	123,040.00
Lebanon	ASACO GENERAL TRADE & CONTRACTING	85% of the goods value upon de	204,000.00
Lebanon	JOINT VENTURE MMG SAL & EEG SAL	85% of the goods value upon de	148,150.00
Lebanon	DALAL STEEL INDUSTRIES SARL	85% upon complete delivery, in	42,180.00
Lebanon	SOCIETE LIBAN.POUR L'IND.DU BATIM-ALBINA	85% upon completion of project	224,920.00
Lebanon	ASACO GENERAL TRADE & CONTRACTING	Customs	37,160.00
Lebanon	HADDAD ENTREPRISES	E) Advertising pillars	34,100.00
Lebanon	MIDWARE DATA SYSTEMS SAL	E) Software (license)	44,250.00
Lebanon	RASAMNY YOUNIS MOTOR CO SAL	Four Wheel Drive Vehicle	40,410.00
Lebanon	INTERTECH BATINORM S.A.L.	Supply & delivery of a Bucket	44,950.00
Lebanon	SOCIETE LIBAN.POUR L'IND.DU BATIM-ALBINA	Upon completion of additional	55,330.00
Lebanon	SOCIETE LIBAN.POUR L'IND.DU BATIM-ALBINA	Upon UNDP complete receipt and	157,130.00
Liberia	Planet PC	A) Radio, Wireless Security Co	49,820.00
Liberia	Planet PC	A) Radio, Wireless Security Comm.	49,820.00
Liberia	NEW AFRICA TECHNOLOGY COMPANY	E) Awareness Materials	52,760.00
Liberia	LIBERIA ANTI CORRUPTION COMMISSION	Expense Distribution	38,400.00
Liberia	LARA'S TRADING	Fabric voter screens	98,450.00
Liberia	ALTERNATIVE ENERGY, INC.	Full Sinewave DC/AC, 12 V/220V	37,260.00
Liberia	Beever Communications	GP 380 VHF Hand Held Radio Com	47,000.00
Liberia	Beever Communications	GP 380 VHF Hand Held Radio Complete	47,000.00
Liberia	UN-WORLD FOOD PROGRAMME DUBAI	Motoral MTR3000 VHF100 Watt Re	61,570.00
Liberia	Malteco Inc.	Police Tactical Boot	154,700.00
Liberia	Indexcom Limited	Polling and Counting Manual. Qty 12	49,250.00
Liberia	Building Materials Center	PVC Coated Woven Tarpaulins	54,600.00
Liberia	EFFICIENT LOGISTIC SERVICES	S) Vehicle rental	3,273,640.00
Liberia	Dufaco Trucking Inc.	S) Vehicle rental	87,680.00
Liberia	BLUEPOINT TECHNOLOGIES	table 1 bandwidth requirement	42,240.00
Liberia	Malteco Inc.	Tactical BDU Pants	72,540.00
Liberia	BLUEPOINT TECHNOLOGIES	VSAT System complete as per ba	33,810.00
Madagascar	PLASCOM	Achat matériaux et accessoires	68,170.00
Malawi	DCL ENTERPRISES	50% WEATHER STATIONS PURCHASE	75,520.00
Malawi	AFRICA ADAPTATION PROGRAMME	AUGUST 2011 FINANCIAL REPORT	45,780.00
Malawi	NAMPOTA & COMPANY	ICT software delivered in 2008	31,060.00
Malawi	BARLOWORLD EQUIPMENT	SUPPLY AND INSTALL GEN SET-NSO	53,070.00
Malaysia	Dell Sales Malaysia Sdn Bhd	Notebook DELL Latitude E6320	50,480.00
Malaysia	Dell Global B.V. (Singapore Branch)	Server	33,120.00
Mali	Toyota Gibraltar Stockholdings Ltd	ACHAT VEHICULE LHD HILUX CABIN	31,380.00
Mali	VERRERIE DU FUTUR	Devis N° DE 266269	34,080.00
Mali	Toyota Gibraltar Stockholdings Ltd	E) Prado TX	48,710.00
Mali	Programme de renforc. Capacités de l'A. N	Expense Distribution	191,800.00
Mali	ODHD/LCP - PROJET PNUD 00049125	Expense Distribution	143,720.00
Mali	D.C.COMMERCIALES	Expense Distribution	67,960.00
Mali	SECURICOM Protect Sarl	Scanner XIS Model	34,850.00
Mali	GROUP DELTA LOG	Toyota Land Cruiser Prado pour	36,940.00
Mali	Toyota Gibraltar Stockholdings Ltd	Vehicles, Toyota Land Cruiser Prado	42,080.00
Mauritania	UNICEF - COPENHGEN	Amodiaquine 270mg+Artesunate10	87,070.00
Mauritania	APAUS	Expense Distribution	79,490.00
Mauritania	CENTRE DE DISTRIBUTON IFORMATIQUE	Expense Distribution	49,090.00

Major Orders for Goods Placed by Agency During 2011 (Orders of \$30,000 or more)

AGENCY	Location of Supplier	Name of Supplier	Description of Goods	PO Value USD
UNDP Continued				
Mauritius		SupplyQuip Limited	20% of total contract amount f	43,330.00
Mauritius		SupplyQuip Limited	70% of total contract amount f	162,540.00
Mauritius		SUPPLYQUIP LIMITED	Electric motor compatible with pump	49,870.00
Mauritius		DUCRAY LENOIR LIMITED	REAL TIME PCR(Q2) FOR CENTRAL	61,150.00
Mexico		CORPORATIVO BD DE MEXICO, S. DE R.L. DE	1° ENTREGA S/PO 2010/123	85,160.00
Mexico		ALFA LAVAL S.A DE C.V.	1er.PGO.ANTIC.50% CONT52104-00	37,410.00
Mexico		GREEN BAY MANAGEMENT S.A. DE C.V	2011/6151_608576/11	41,620.00
Mexico		GREEN BAY MANAGEMENT S.A. DE C.V	2011/6177_608576/11	49,500.00
Mexico		CONERMEX SA DE CV	E) Electric Motors	245,520.00
Mexico		GRUPO GRANDA S.A. DE C.V.	EFT 100% CTOS 608450 & 449/10	134,680.00
Mexico		GREEN BAY MANAGEMENT S.A. DE C.V	ELECTRIC POT & MILL	32,150.00
Mexico		MIGUEL ANGEL CALCANELO HERRERA	G) Earth and stone	50,070.00
Mexico		CONSORCIO MEGA-CONST SA DE CV	G) Industrial Products	32,710.00
Mexico		KHRISTIAN JHONATAN TOVAR MILO	G) Manufactured Articles	40,440.00
Mexico		DELL MEXICO SA DE CV	Laptop DELL Latitude E6420-cot	33,970.00
Mexico		ALFA LAVAL S.A DE C.V.	ULTIMOPG S/C No.52104-001-2010	37,410.00
Moldova		(R) IZODROMGAZ SRL	E) Agricultural machinery & eq	99,800.00
Moldova		(R) SA DARNIC GAZ	E) Agricultural machinery & eq	99,800.00
Moldova		(R) POLIMER GAZ CONDUCTE SRL	E) Agricultural machinery & eq	94,900.00
Moldova		(R) FORS COMPUTER SRL	E) Notebook computers	91,620.00
Moldova		(R) DAAC SYSTEM INTEGRATOR SRL	E) Notebook computers	32,590.00
Moldova		(R) DAAC AUTO SRL	Ford Transit Bus	54,120.00
Moldova		(R) S AND T MOLD SRL	HP ProBook 6550b	44,550.00
Moldova		(R) IM O VIDEO GRUP SRL	Sony PMW-EX1R - camcorder	30,120.00
Mongolia		SUSTAINABLE LAND MANAGEMENT FOR	FR May 2011- by AFO SLM	30,560.00
Mongolia		SUSTAINABLE LAND MANAGEMENT FOR	SLM-FR June 2011	75,980.00
Morocco		Societe Enova R et T	AMO ENOVA	237,130.00
Morocco		OMNIDATA	Application AGRC	66,820.00
Morocco		Lider Gestion	E) Software Internal Developed	75,240.00
Morocco		SOCOPIM	F21/11-77465.MarcheM09/PDTS/11	73,790.00
Morocco		Netopia Solutions	Portail des collectivités loca	77,840.00
Morocco		Ste Infoteam	RH GD CASA INFOTEAM	826,520.00
Mozambique		MICOA - PROYECTO SECA	3rd Financia Report - 2nd part	55,220.00
Mozambique		HANDICAP INTERNATIONAL - UNDP DESMINAGEM	3RD QRTR FIN REP HANDICAP/JAP	34,760.00
Mozambique		HANDICAP INTERNATIONAL - UNDP DESMINAGEM	3RD QRTR FIN REP HANDICAP/TF	73,000.00
Mozambique		DCC-DIGITAL CONNECTION CONSULTING	Computer equipment	69,020.00
Mozambique		TEC LDA TECNICOS CONSTRUCOES LIMITADA	E) Agricultural machinery & eq	58,470.00
Mozambique		TEC LDA TECNICOS CONSTRUCOES LIMITADA	E) Agricultural machinery & eq - 20	194,000.00
Mozambique		HIDROAFRICA	E) Agricultural machinery & eq - 20	80,240.00
Mozambique		TEC LDA TECNICOS CONSTRUCOES LIMITADA	E) Agricultural machinery & eq - Lo	98,340.00
Mozambique		HIDROAFRICA	E) Agricultural machinery & eq - Wo	115,910.00
Mozambique		TOYOTA DE MOCAMBIQUE, LDA.	E) Automobiles or cars	49,230.00
Mozambique		MOTORCARE LDA	E) Automobiles or cars	34,720.00
Mozambique		REAL BUSINESS , LDA	E) Camera accessories	41,400.00
Mozambique		REAL BUSINESS , LDA	E) Computer switch boxes	35,030.00
Mozambique		AFRITOOL (PTY) LTD	E) Pedal powered vehicles	61,130.00
Mozambique		FORUM MULHER	Expense Distribution	354,620.00
Mozambique		MAXIMUM CONSULT	Expense Distribution	68,880.00
Mozambique		L.B.R. INVESTIMENTOS	Expense Distribution	45,740.00
Mozambique		CITT - VILA DE LIONDE - CHOKWE	Expense Distribution	39,290.00
Mozambique		UDPMOZ	REVERSAL DEP.261	166,250.00
Mozambique		MOTORCARE LDA	Vehicle for MAE Project	45,940.00
Namibia		AUAS MOTORS (PTY) LTD	Expense Distribution	37,750.00
Namibia		AUAS MOTORS (PTY) LTD	MOTOR Vehicle	35,620.00
Namibia		AUAS MOTORS (PTY) LTD	Motor Vehicle	35,620.00
Nepal		UNITED NATIONS MISSION IN NEPAL	14 unit vehicles and 1 unit co	107,710.00
Nepal		HIMCHULI CONSTRUCTION PVT. LTD.	60% PAYMENT FURNITURE & CIVIL	36,580.00
Nepal		HIMCHULI CONSTRUCTION PVT. LTD.	60% PAYMENT FURNITURE & CIVIL WORK	39,740.00
Nepal		DEPARTMENT OF HEALTH SERVICES	Adj DoHS up to 16 July	33,500.00
Nepal		PACIFIC COMMERCIAL COMPANY PVT. LTD.	AFIS SOFTWARE MEGAMATCHER	56,130.00
Nepal		NATIONAL CENTER FOR AIDS AND STD CONTROL	Exp Settlement_1Jan10-15 Feb11	54,880.00
Nepal		DEPARTMENT OF HEALTH SERVICES	Final Adj DOHS up to 16 July	49,370.00
Nepal		DOS TRADING PVT. LTD.	Installation and Commissioning	43,580.00
Nepal		DOS TRADING PVT. LTD.	Installation and Commissioning of S	49,080.00
Nepal		GLOBAL IMPEX INTERNATIONAL P. LTD.	Life saving equipments kits fo	72,430.00
Nepal		UDECO PVT. LTD.	UDECO 20% payment of fabricati	58,720.00
Netherlands		Smartmatic International Holding B.V.	50% contract cost	165,000.00
Netherlands		WOMY TRADING AND MANAGEMENT, B.V	608291-11	46,510.00
Netherlands		INTERMOTIVE B.V.	Achat de 2 vehicules modele TO	84,190.00
Netherlands		The Medical Export Group B.V.	Air Purification System with comple	51,910.00
Netherlands		IDA Foundation	Amikacin 500mg/2ml inj Unit: 10 VLS	38,450.00
Netherlands		The Medical Export Group BV	Automatic chemistry analyzer (mediu	55,620.00
Netherlands		The Medical Export Group B.V.	Bactec reagents as per specificatio	185,330.00
Netherlands		The Medical Export Group B.V.	BD BACTEC? MGIT? Supplement kit	30,410.00
Netherlands		The Medical Export Group B.V.	BD BACTEC? MGIT? Tubes tube 7ml	113,670.00
Netherlands		The Medical Export Group B.V.	BD FACSCalibur Flow Cytometer	313,500.00
Netherlands		The Medical Export Group BV	Benchtop Centrifuge ROTOFIX 32A	38,140.00
Netherlands		IDA Foundation	Capreomycin (Cm) 1 gram powder for	209,660.00
Netherlands		IDA Foundation	Capreomycin 1 gram powder for inj/P	46,800.00
Netherlands		IDA Foundation	Capreomycin 1r powder for inj/	86,500.00
Netherlands		The Medical Export Group BV	COAGULOMETER HumaClot Duo Plus	41,120.00
Netherlands		The Medical Export Group BV	COLORIMETER	30,430.00
Netherlands		IMRES	Commande consommables de Labor	64,050.00
Netherlands		The Medical Export Group B.V.	Consumable kit for TB	106,210.00
Netherlands		IDA Foundation	Cycloserine 250mg cap	49,210.00
Netherlands		IDA Foundation	Cycloserine 250mg cap	41,620.00
Netherlands		IDA Foundation	Cycloserine 250mg cap /100 CAP	60,710.00
Netherlands		IDA Foundation	Cycloserine 250mg cap /100 CAP BL	121,430.00
Netherlands		IDA Foundation	Cycloserine 250mg cap bl N100	142,900.00
Netherlands		IDA Foundation	Cycloserine 250mg cap(Pack 100	35,480.00
Netherlands		IDA Foundation	Cycloserine 250mg cap/PAC-100	83,240.00
Netherlands		IDA Foundation	Cycloserine 250mg cap/PAC-100 cap	83,240.00
Netherlands		The Medical Export Group B.V.	Determine HIV 1/2 rapid test kit, P	222,980.00
Netherlands		The Medical Export Group B.V.	Disinfecter washer with dryer, acce	63,600.00
Netherlands		IDA HIV/AIDS GROUP	Drugs for Opportunistic Infect	32,390.00
Netherlands		IDA Foundation	E) Anti Tuberculosis drugs 1 s	41,860.00
Netherlands		IDA Foundation	E) Anti Tuberculosis drugs 2 s	1,980,260.00
Netherlands		The Medical Export Group B.V.	E) Medical Kits	159,830.00
Netherlands		The Medical Export Group B.V.	Esco Ascent Max Ductless Fume	50,490.00
Netherlands		Smartmatic International Holding B.V.	Expense Distribution	201,440.00
Netherlands		Smartmatic International Holding B.V.	Extension of Technical Support	90,000.00
Netherlands		The Medical Export Group B.V.	For purchasing of HIV testing	520,700.00
Netherlands		The Medical Export Group B.V.	for purchasing of STI testing	102,020.00
Netherlands		The Medical Export Group B.V.	Freight charges for seafreight deli	58,980.00
Netherlands		IDA Foundation	G) Anti Tuberculosis drugs 1 s	118,260.00
Netherlands		IDA Foundation	G) Anti Tuberculosis drugs 2 s	422,610.00
Netherlands		IDA Foundation	Ganciclovir pwdr inf 500mg via	35,770.00
Netherlands		The Medical Export Group B.V.	Genscreen ULTRA HIV Ag-Ab	389,780.00
Netherlands		Bench top Digital Colo	Gimsa stain Powder	78,520.00
Netherlands		Bench top Digital Colo	HAEMATOLOGY ANALYSER HumaCount 60 T	138,490.00
Netherlands		Bench top Digital Colo	Hettich Rotofix 32A Benchtop centri	66,460.00
Netherlands		The Medical Export Group B.V.	HIV test kits Determine	243,270.00
Netherlands		Bench top Digital Colo	INCUBATOR & UPS / Voltage regulator	43,270.00
Netherlands		The Medical Export Group B.V.	Item 1 - Hettich ROTANTA 460 R benc	326,630.00
Netherlands		The Medical Export Group B.V.	JMS Pediatric Single Blood Bag, 450	231,570.00
Netherlands		The Medical Export Group B.V.	JMS Single Blood Bag, 450ml, with C	269,090.00
Netherlands		The Medical Export Group B.V.	JMS Transfer bag, Blood transfer ba	123,760.00
Netherlands		The Medical Export Group B.V.	JMS Transfusion Giving Sets, Blood	105,270.00
Netherlands		The Medical Export Group B.V.	JMS Triple Blood Bag, 450ml, with C	396,780.00
Netherlands		The Medical Export Group B.V.	Kit with additional items for the T	66,010.00

Major Orders for Goods Placed by Agency During 2011 (Orders of \$30,000 or more)

AGENCY	Location of Supplier	Name of Supplier	Description of Goods	PO Value USD
UNDP Continued				
Netherlands		The Medical Export Group B.V.	LAB Supplies- reagents for cul	69,990.00
Netherlands		The Medical Export Group B.V.	Laboratories	64,750.00
Netherlands		The Medical Export Group B.V.	Laboratory and medical supplie	75,360.00
Netherlands		The Medical Export Group B.V.	LABORATORY EQUIPMENT	116,230.00
Netherlands		The Medical Export Group B.V.	Laboratory equipment - Plasma	222,040.00
Netherlands		The Medical Export Group B.V.	LABORATORY EQUIPMENT - RT PCR	79,240.00
Netherlands		The Medical Export Group B.V.	Laboratory equipment for Cultu	108,080.00
Netherlands		The Medical Export Group B.V.	Laboratory supplies	178,010.00
Netherlands		The Medical Export Group B.V.	Laboratory supplies and test k	88,650.00
Netherlands		The Medical Export Group B.V.	Lot 1 X-Ray (XR) - Radiographic equ	142,990.00
Netherlands		Bench top Digital Colo	MEDICAL AND SURGICAL EQUIPMENT AND	118,160.00
Netherlands		Bench top Digital Colo	Microscope	34,380.00
Netherlands		The Medical Export Group B.V.	Microscope and related accesso	86,500.00
Netherlands		Bench top Digital Colo	Microscope Olympus CX21-LED and acc	32,720.00
Netherlands		The Medical Export Group B.V.	Microscopes and accessories	105,670.00
Netherlands		Bench top Digital Colo	Model BWB-XP 5 Channel Flame Photom	107,590.00
Netherlands		IDA Foundation	Moxifloxacin 400mg tab bl/PACK-5	31,510.00
Netherlands		The Medical Export Group B.V.	Olympus CX31 with accessories	98,990.00
Netherlands		The Medical Export Group B.V.	Partec CyFlow miniPOC portable/mobi	128,880.00
Netherlands		IDA Foundation	PAS acid sachet eq. to 4 g amin	270,610.00
Netherlands		IDA Foundation	PAS acid sachet eq. to 4 g ami	87,980.00
Netherlands		IDA Foundation	PAS acid sachet eq. to 4 g aminosal	87,980.00
Netherlands		The Medical Export Group B.V.	PCR station and related items	134,740.00
Netherlands		Bench top Digital Colo	Pharmaceutical Refrigerator	309,570.00
Netherlands		The Medical Export Group B.V.	Purchasing of biological follo	205,630.00
Netherlands		The Medical Export Group B.V.	Purchasing of biological follow up	405,700.00
Netherlands		The Medical Export Group B.V.	Rapid test SD Bioline, Including st	1,524,410.00
Netherlands		Bench top Digital Colo	RDTs	522,720.00
Netherlands		The Medical Export Group B.V.	Reagents and test kits	204,520.00
Netherlands		The Medical Export Group B.V.	Reagents, diagnostic or labora	80,240.00
Netherlands		Bench top Digital Colo	Refrigerator/freezer FCL 300/2TS-AL	50,200.00
Netherlands		The Medical Export Group B.V.	Registration, Installation and trai	49,800.00
Netherlands		IDA Foundation	Reversal of expenditures	95,540.00
Netherlands		Bench top Digital Colo	SPECTROPHOTOMETER SP-8001 & Require	42,000.00
Netherlands		The Medical Export Group B.V.	SYSMEX XT-4000i fully automat	456,820.00
Netherlands		VIZADA BV	Technical support and warranty	300,000.00
Netherlands		Smartmatic International Holding B.V.	Technical support for a period	48,610.00
Netherlands		The Medical Export Group B.V.	Tenofovir 300mg+Emtricitabine 200mg	43,090.00
Netherlands		The Medical Export Group B.V.	UV light wall-mounted and installat	49,560.00
Netherlands		The Medical Export Group B.V.	Vacutainer needle, 21Gx1.5 (40mm-0"	39,600.00
Netherlands		Bench top Digital Colo	Various chemical products and	97,180.00
Netherlands		Bench top Digital Colo	Vertical type autoclave sterilizer	156,680.00
Netherlands		The Medical Export Group B.V.	ViroSeq HIV 1 Genotyping Kit	96,000.00
Netherlands		The Medical Export Group B.V.	Western Blot Confirmatory Test	44,490.00
New Zealand		COMMSYSTEMS LTD	Ebinger Large Loop Detectors U	38,560.00
New Zealand		ENERTEC MARINE SYSTEMS LTD	Install Desalination Plant-Tuv	46,730.00
Nicaragua		Inversiones y Negocios de Nicaragua SA	ORDEN No 74 COMPRA DE ZINC	33,130.00
Niger		ELHADJI ABDOULAYE ALI	Achat 42000 sacs de marque DEF	42,070.00
Niger		NOUVELLE IMPRIMERIE DU NIGER	Achat enveloppes bulles	213,350.00
Niger		IMPRIMERIE PIVANO DU NIGER	Bulletins de vote	179,190.00
Niger		NOUVELLE IMPRIMERIE DU NIGER	Bulletins de vote et specimens	4,397,870.00
Niger		IMPRIMERIE BON BERI	Bulletins de vote et specimens	170,650.00
Niger		GROUPE SANECOM	Bulletins de vote et specimens	129,640.00
Niger		IMPRIMERIE LES IMAGES DU SAHEL	BULLETINS DE VOTES ET SPECIMEN	89,090.00
Niger		IMPRIMERIE N.T.I	Bulletins devote et speciments	1,110,570.00
Niger		IMPRIMERIE ALBARKA	Confection bulletins de vote	3,284,210.00
Niger		COWIN AGENCE DE COMMUNICATION COWIN ACIS	Couverture médiatique	38,790.00
Niger		DELTA SERVICES	Frais enveloppes kraft armées	279,520.00
Niger		ETS HASSANE MAHAMANE	Grosse Piles de lampes d'éclair	73,520.00
Niger		NOUVELLE IMPRIMERIE DU NIGER	IMPRESSION BULLETIN & DOC ELEC	2,122,460.00
Niger		IMPRIMERIE ALBARKA	IMPRESSION BULLETIN & DOC ELEC	1,175,760.00
Niger		IMPRIMERIE BON BERI	IMPRESSION BULLETIN & DOC ELEC	139,190.00
Niger		IMPRIMERIE N.T.I	IMPRESSION BULLETIN & DOC ELEC	45,100.00
Niger		GROUPE SANECOM	IMPRESSION BULLETIN & DOC ELEC	34,570.00
Niger		NOUVELLE IMPRIMERIE DU NIGER	IMPRESSION BULLETINS	44,280.00
Niger		DELTA SERVICES	Lampes d'éclairage à piles (Le	129,290.00
Niger		ETS HASSANE MAHAMANE	Lampes d'éclairage à piles (Le	129,290.00
Niger		ETS KANF ELECTRONICS	Onduleurs EATON / MGE 30 KVA	34,440.00
Niger		NOUVELLE IMPRIMERIE DU NIGER	PRINTING SERVICES	237,220.00
Niger		IMPRIMERIE PIVANO DU NIGER	PRINTING SERVICES	42,850.00
Niger		ETS ALKASSOUM DIALLO ABDOUKARIM	PRINTING SERVICES	30,420.00
Niger		PROMOTION DES ENERGIES RENOUVELABLES	RAPPORT FINANCIER OCTOBRE2011	49,400.00
Niger		SAHEL TECHNOLOGIES	RGLMT FACT N° 0199/ST/11/11	35,120.00
Niger		ETS KANF ELECTRONICS	Serveurs system 2U DELL Power	52,050.00
Niger		IMPRIMERIE BON BERI	Tampons avec manchon en bois	85,010.00
Niger		CFAO NIGER	Toyota Land Cruiser Diesel Sta	50,150.00
Niger		TUNDE S.A.	Travaux d'impression/Elections	519,810.00
Niger		Toyota Gibraltar Stockholdings Ltd	Vehicle station wagon GX V8 VD	187,620.00
Niger		Toyota Gibraltar Stockholdings Ltd	Vehicle station wagonGX V8 VDJ	138,330.00
Niger		Toyota Gibraltar Stockholdings Ltd	vehicule HILUX double cabine L	64,140.00
Nigeria		UNICEF	DRUGS PURCHASED FOR 2011	41,340.00
Nigeria		HENRICH INTERNATIONAL ASSOCIATES LIMITED	Payment to Herich Int. Assc. L	180,120.00
Nigeria		HENRICH INTERNATIONAL ASSOCIATES LIMITED	Payment to Herich Int. Assc. Ltd. f	181,040.00
Nigeria		PAMAQUE NIGERIA LIMITED	Payment to Pamaque Nig. Ltd fo	81,550.00
Nigeria		PAMAQUE NIGERIA LIMITED	Payment to Pamaque Nig. Ltd for the	84,280.00
Nigeria		PAMAQUE NIGERIA LIMITED	Payment to Pamaque Nig. Ltd. f	36,500.00
Nigeria		ETAX PRINTING PRESS	S) Printing	31,110.00
Occupied Palestinian territory		LEMIX CO. LTD	118 Semi Fowler and 16 ICU bed	226,780.00
Occupied Palestinian territory		PALESTINIAN EQUIPMENT & TRACTORS CO.	A) Diesel generators	34,000.00
Occupied Palestinian territory		JAHAD YASEEN (ABDULRAHMAN YASEEN STORES)	COST OF GENERATOR GAZA OFFICE	67,500.00
Occupied Palestinian territory		EMAD HASSOUNA & PARTNERS CO.	Safe Haven	42,330.00
Occupied Palestinian territory		JAHAD YASEEN (ABDULRAHMAN YASEEN STORES)	Stand by generator , 500KVA	67,500.00
Occupied Palestinian territory		ARAB MOTOR TRADE COMPANY	Two 4x4 for UNDSSKIA Sportag	43,600.00
Oman		SAUD BAHWAN AUTOMOTIVE LLC	Cost of Toyota Double Cap, mod	486,850.00
Oman		SAUD BAHWAN AUTOMOTIVE LLC	Reversal	110,650.00
Pakistan		SMEDA ER Project	1st Instalment 2 SMEDA/PCA	300,230.00
Pakistan		SHIRAZI TRADING CO. (PVT) LTD	300 Fax Machine as per specifi	65,640.00
Pakistan		GENERAL TRADERS PVT LTD	50 TOSHIBA Multifunctional Dig	97,170.00
Pakistan		SHAHEEN MACHINERY STORE	A) Industrial pumps & compress	526,650.00
Pakistan		DEVOLUTION TRUST FOR COMMUNITY EMPOWERME	Advance to DTCE for ER project	45,000.00
Pakistan		HMA PUMPS PVT LTD	Balance payment to M/s HMA Pum	152,410.00
Pakistan		HMA PUMPS PVT LTD	Balance payment to M/s HMA Pumps	37,970.00
Pakistan		ADAMJEE DIESEL ENG, ISLAMABAD	Diesel Generator 60KVA PERKINS	45,970.00
Pakistan		TECHNICAL ASSISTANCE FOR MANAGEMENT EART	FR for TAMEER/Jan2011	235,860.00
Pakistan		TECHNICAL ASSISTANCE FOR MANAGEMENT EART	FR for TAMEER/March2011	595,380.00
Pakistan		AGA KHAN FOUNDATION, PAKISTAN	FR- June 2011-PEECH	145,030.00
Pakistan		AGA KHAN FOUNDATION, PAKISTAN	FR-January 2011-PEECH/ENV	97,340.00
Pakistan		UROOJ CONTRAK	Mobilization advance	286,090.00
Pakistan		Alternate Power Technologies, LLC	Mobilization Advance to the pr	84,580.00
Pakistan		NEW HORIZON COMPUTER	Procurement of 100 Laptop (HP	84,820.00
Pakistan		LIFE CARE CONSULTANCY	Procurement of 13 CBDRM Kits (55,600.00
Pakistan		ICS COMPUTERS	Procurement of 5000 solar ligh	71,140.00
Pakistan		ALTERNATE ENERGY SYSTEMS	Procurement of Solar Street Li	148,230.00
Pakistan		GEMCO	Procurement of the 300 Scanner	68,700.00
Pakistan		CATKIN ENGINEERING SALES & SERVICES	Procurment of 5000 sloar Lante	108,660.00
Pakistan		IUCN-THE WORLD CONSERVATION UNION	Reversal of Exp- ER	63,990.00
Pakistan		ALTERNATE ENERGY SYSTEMS	Solar Street Lights	170,700.00
Pakistan		UROOJ CONTRAK	Upon importation of 1750 house	220,820.00
Pakistan		UROOJ CONTRAK	Upon importation of 1750 household	286,090.00
Pakistan		Solar Power Technologies (Pvt) Ltd	Upon installation of 51 solar	36,650.00

Major Orders for Goods Placed by Agency During 2011 (Orders of \$30,000 or more)

AGENCY			PO Value
Location of Supplier	Name of Supplier	Description of Goods	USD
UNDP Continued			
Pakistan	UROOJ CONTRAK	Upon successful completion of the p	71,520.00
Pakistan	UROOJ CONTRAK	Upon successful installation a	30,440.00
Pakistan	UROOJ CONTRAK	Upon successful installation and co	214,570.00
Panama	GRUPO KAPAN INTERNACIONAL S.A.	608435-11	43,950.00
Panama	OSSIA MUSIC CORP	70% OC 0048, IMPRESORA MUSICAL	51,790.00
Panama	RICARDO PEREZ, S.A.	Adquisición de una camioneta T	40,690.00
Panama	PRODUCTOS ROCHE (PANAMA), S.A.	COBAS AMPLIPREP/TAQMAN 48 DET HIV V	103,440.00
Panama	GRUPO KAPAN INTERNACIONAL S.A.	EFT 100% CO. 608182/11	47,320.00
Panama	KAIA BUSINESS INTERNATIONAL S.A	EFT 100% CTO. 608370/10	70,500.00
Panama	INTRACOMER, INC.	EFT 100% CTO. 608540/10 VEHICL	60,980.00
Panama	GRUPO KAPAN INTERNACIONAL S.A.	EFT 100% PARTIAL CO. 608171/11	56,720.00
Panama	LUSAKA PANAMA S.A.	EFT 100% SUPP. CO.608236/10	31,420.00
Panama	LUSAKA PANAMA S.A.	EFT 20% LAST CTO. 608264/10	37,980.00
Panama	GRUPO KAPAN INTERNACIONAL S.A.	EFT 80% CO. 608496/11	35,180.00
Panama	LUSAKA S.A	EFT 80% CO. 608508/10	46,030.00
Panama	LUSAKA PANAMA S.A.	EFT 80% CO. 608521/10 FORESTRY	108,420.00
Panama	LUSAKA PANAMA S.A.	EFT 80% CTO. 608433/10	119,550.00
Panama	KAIA BUSINESS INTERNATIONAL S.A	EFT 90% SUPP 2 CTO.608623/09	86,330.00
Panama	INTRACOMER, INC.	EFT CTO. 608477/10 4 VEHICLES	141,450.00
Panama	LUSAKA PANAMA S.A.	EFT PARTIAL CO. 608679/10	33,460.00
Panama	HALCON INVERSIONS , S.A	G) Expert test systems to dete	55,950.00
Panama	PRODUCTOS ROCHE (PANAMA), S.A.	KIT COBAS Ampliprep/taqMan 48	281,780.00
Panama	SONITEL, S.A.	Orden de Compra PNUD/PAN PS14	148,840.00
Panama	FUNDACION PARA LA EDUCACION Y ENTRETENIM	PAGO PATROCINIO LEONARDO DA VI	35,000.00
Panama	PESQUEROS, S.A.	PS52224 Suministro y Equipamie	209,970.00
Panama	RING RING & ENERGY CORPORATION	PS62184 PECTP/69/11 SUMINISTRO	31,460.00
Panama	INGENIERIA COSTA, S.A.	PS62184 Suministro y entrega d	33,960.00
Panama	OROBAR, S.A.	PS62869 PARA LA ADQUISICION DE	31,880.00
Panama	CRISTAL VITRO, S.A.	PS62869 Para la adquisición de	41,310.00
Panama	PESQUEROS, S.A.	Suministro y Equipamiento de P	304,910.00
Panama	PESQUEROS, S.A.	Suministro y Equipamieto de P	69,120.00
Panama	INTRACOMER, INC.	TOYOTA HIACE MINIBUS 16PAX PUR	32,650.00
Panama	BAHIA MOTORS, S.A.	VEHICLE HONDA ODDYSEY 2012	35,500.00
Paraguay	TECNOPLAN S.A.	Adq. 220 computadoras	319,440.00
Paraguay	INFOCENTER S.A.	Adq. UPS_Orden de Compra Nro.	33,430.00
Paraguay	TECNOPLAN S.A.	Adquisición de Impresoras/Orde	100,220.00
Paraguay	SINTEC S.R.L.	Honorarios mes: /2011	233,250.00
Paraguay	TELESPAZIO ARGENTINA SA	Pago 2do. Hito del Comp. B - C	72,960.00
Paraguay	LOGICALIS PARAGUAY SA	Swit de core. Factura 3892	107,710.00
Peru	CONSORCIO E F M SAC	10 Equipos Radio HF con fuente	35,490.00
Peru	CONSORCIO E F M SAC	10 equipos radio HF con panel	46,420.00
Peru	CONSORCIO E F M SAC	13 equipos radio HF con panel	60,350.00
Peru	GRUPO LEAFAR SAC	50% ADQU E IMPLEMENT GROUPWISE	525,550.00
Peru	PAPELERA NACIONAL SA	ADQ 80,000MILLARES PAPEL BOND	590,240.00
Peru	NEXSYS DEL PERU SAC	ADQ 8LICENCIAS ADOBE PJ	75,360.00
Peru	MAXIMA INTERNACIONAL SA	ADQ.75 TONER LEXMARK	30,380.00
Peru	PAPELERA NACIONAL SA	ADQUISI 80MILLARES PAPEL BOND	585,280.00
Peru	PAPELERA NACIONAL SA	ADQUISICION 80 MILLARES PAPEL	585,280.00
Peru	SYSTEM DATABASE SA	ADQUISICION DE LICENCIAS Y BAS	296,130.00
Peru	LABORATORIOS AC FARMA SA	ARG/09/005-INV.84282-84560	117,540.00
Peru	MAXIMA INTERNACIONAL SA	COMPRA 1600UNID FOTOCOND KIT L	55,680.00
Peru	PAPELERA NACIONAL SA	COMPRA ADICIONAL DE 80000 MARC	585,280.00
Peru	INVERS TEXTILES & AFINES DEL PERU SCRL	COMPRA DE 42,748 FRAZADAS	222,610.00
Peru	MAXIMA INTERNACIONAL SA	CUARTA ENTREGA PARCIAL TONER M	550,780.00
Peru	C & S COMPUTERS AND SUPPLIES SAC	ENT PARC TONER PJ LPI008/2009/	45,820.00
Peru	CONSORCIO E F M SAC	Equipos Radio HF con fuente de	31,750.00
Peru	NEXSYS DEL PERU SAC	PAGO ADQ 38 LIC AUTOO CAD 2011	201,700.00
Peru	NEXSYS DEL PERU SAC	PAGO MONTO TOAL OC 17-2010	192,470.00
Peru	GRUPO LEAFAR SAC	PAGO RESTANTE 50%/O/C 15-2011 A	525,550.00
Peru	PUNTO & GRAFIA SAC	SERV EDIC DIAG EDIC 400 ATLAS	38,230.00
Philippines	7 LAKES COMMUNICATION SYSTEM, INC.	E) IT Installation	177,000.00
Portugal	CONVEX	ACQUISITION EQUIP.COMUNICATION	52,000.00
Portugal	SIEMENS S.A.	Doppler ultrasound	34,370.00
Portugal	QUANTIFFIC, LDA	E) Industrial Products	163,820.00
Portugal	AUDIMOBIL - TELECOMUNICAÇÕES E SERVIÇOS	E) Industrial Products	91,730.00
Portugal	PORTO EDITORA	E) Wood & Paper Products	71,780.00
Portugal	CMIRANDA-SOC. EQUIPAMENTOS ESCOLARES LDA	E) Wood & Paper Products	63,440.00
Romania	INCHCAPE MOTORS SRL	Toyota Land Cruiser 150 Execut	51,710.00
Russian Federation	PAPILLON ZAO	Payment for the Year 2 of Syst	63,000.00
Russian Federation	AzasNature Reserve	TARGET FINANC AGR_06.09.11	74,680.00
Russian Federation	DAVSAR Ltd.	TWO SETS OF PRINTING PUBLISHIN	55,010.00
Rwanda	SORIM LTD	002P/11/11 Parliament	66,870.00
Rwanda	HYDROBATEL	1/12/2011 Supreme Court	39,950.00
Rwanda	INTEGRATED DEVELOPMENT INITIATIVE PROJEC	FR 3rd Quarter 2011	45,610.00
Rwanda	SORIM LTD	Last Payment Parliament Radio	44,140.00
Rwanda	SORIM LTD	PROVISION & INSTALLATION RADIO	111,570.00
Samoa	South Pacific Regional Environment Prog.	Expense Distribution	100,930.00
Saudi Arabia	ALOFAQ ADVIRTISING	Printing brochures	66,990.00
Saudi Arabia	ALOFAQ ADVIRTISING	Report Production 1	111,170.00
Senegal	AFRIQUE CONCEPTION DISTRIBUTION	AVD 20%	52,080.00
Senegal	AFRIQUE CONCEPTION DISTRIBUTION	Expense Distribution	226,800.00
Senegal	PROGRAMME NATIONAL PLATEFORMES	Expense Distribution	110,630.00
Senegal	PROJ NAT. COHESION SOCIALE EMP. DES JEUN	FONDS 30000	187,660.00
Senegal	PROGRAMME NATIONAL PLATEFORMES	FONDS 30000	107,570.00
Senegal	INTEGRAT° ET ADPATAT° AU CHANGEMENT CLIM	FONDS 32045	36,200.00
Senegal	PROGRAMME NATIONAL PLATEFORMES	FONDS GATES	99,930.00
Seychelles	TLC Trading Ltd	INSTALLATION OF MACHINERY AND	39,000.00
Sierra Leone	KADIJA ENTERPRISES AND BOUTIQUE	1 TOYOTA LANDCRUISER FOR SPU	46,750.00
Sierra Leone	Toyota Gibraltar Stockholdings Ltd	A) Automobiles or cars	43,040.00
Sierra Leone	Toyota Gibraltar Stockholdings Ltd	E) Automobiles or cars	164,370.00
Sierra Leone	Toyota Gibraltar Stockholdings Ltd	E) Minivans or vans	138,300.00
Sierra Leone	SHABASCO GENERAL MERCHANT	E) Motorcycles	70,120.00
Sierra Leone	Political Parties Registration Commissio	Equipment for APPYA	76,310.00
Sierra Leone	Political Parties Registration Commissio	furniture, train& web hosting	104,220.00
Sierra Leone	REO ROMA ENTERPRISES	Generators, diesel	78,280.00
Sierra Leone	Political Parties Registration Commissio	maintenance of vec.& cycles	39,650.00
Sierra Leone	POLITICAL PARTY REGISTRATION COMMISSION	PROCUREMENT OF FURNITURES	66,540.00
Sierra Leone	POLITICAL PARTY REGISTRATION COMMISSION	RESOURCE MATERIALS (LIBRARY)	40,100.00
Sierra Leone	POLITICAL PARTY REGISTRATION COMMISSION	TEC SUPPORT PPRC REG OFFICES	35,880.00
Sierra Leone	BAYDOUN AND ABESS	TOYOTA LAND CRUISER HARDTOP	47,770.00
Sierra Leone	Toyota Gibraltar Stockholdings Ltd	Toyota Land Cruiser Hardtop 13	38,730.00
Sierra Leone	POLITICAL PARTY REGISTRATION COMMISSION	TRAINING IT & ACCOUNTING STAFF	40,720.00
Sierra Leone	Toyota Gibraltar Stockholdings Ltd	Vehicles	42,950.00
Sierra Leone	Toyota Gibraltar Stockholdings Ltd	Vehicles, 4WD, Toyota Hard top	42,220.00
Singapore	DELL GLOBAL B.V. (SINGAPORE BRANCH)	Dell Latitude E4310 with specs	54,450.00
Singapore	MACROLT SUPPLIES CO.	Laptop HP Elitebook 2540p Base	33,060.00
Singapore	DELL GLOBAL B.V. (SINGAPORE BRANCH)	Procurement of 300 Desktop (De	240,000.00
Singapore	Redington Distribution Pte Ltd	Standard 24-port Manageable Ne	34,690.00
Solomon Islands	ICT SERVICES	Reversal V # 51766 (account)	37,630.00
Somalia	Toyota Gibraltar Stockholdings Ltd	A) All terrain vehicles	101,610.00
Somalia	CITY CENTER ENTERPRISES	Cost of Equipment and Furnitur	56,330.00
Somalia	APJV	LG EC reversals to 77495	118,120.00
Somalia	GENERAL MOTORS EAST AFRICA LTD	Purchase of Sedans	61,080.00
Somalia	APJV	ROLS TRAC reversals to Stipend	40,090.00
Somalia	Toyota Gibraltar Stockholdings Ltd	Toyota Land Cruiser hardtop 10seate	72,990.00
Somalia	Toyota Gibraltar Stockholdings Ltd	Toyota LHD Hilux Double Cabin 6seat	80,710.00
South Africa	LITHOTECH EXPORTS	Storage Case A for registrat	113,240.00
South Africa	LITHOTECH EXPORTS	1 Million Cold lamination pouc	66,000.00
South Africa	LITHOTECH EXPORTS	10MP Digital Cameras (w/ same	78,360.00
South Africa	LITHOTECH EXPORTS	12V Battery Chargers	41,510.00

Major Orders for Goods Placed by Agency During 2011 (Orders of \$30,000 or more)

AGENCY			PO Value
Location of Supplier	Name of Supplier	Description of Goods	USD
UNDP Continued			
South Africa	LITHOTECH EXPORTS	AIR TRANSPORT	1,295,700.00
South Africa	REN-FORM CC	Ballot 4 to 5 candidates	33,760.00
South Africa	LITHOTECH EXPORTS	Bulk Items Event 1 (Items 1.50	30,500.00
South Africa	LITHOTECH EXPORTS	Bulk Items Event 2 (Items 2.47	31,730.00
South Africa	LITHOTECH EXPORTS	Cartes d'électeurs additionnel	1,393,920.00
South Africa	Face Technologies (Pty) Ltd	Case for Digital Mobile Registratio	513,890.00
South Africa	REN-FORM CC	Charter freight costs to Monro	245,700.00
South Africa	REN-FORM CC	Cost of delivery DDU Bangui	77,190.00
South Africa	VOLCANO AGROSCIENCE (PTY) LTD	Deltamethrin, 5%WP (80g/sachet	197,630.00
South Africa	LITHOTECH EXPORTS	Depliant pour MBVD	88,000.00
South Africa	LITHOTECH EXPORTS	Digital cameras	234,030.00
South Africa	Face Technologies (Pty) Ltd	Digital Kits Voter Registration Sof	229,400.00
South Africa	Face Technologies (Pty) Ltd	Digital Webcam	56,950.00
South Africa	LITHOTECH EXPORTS	Dry Cell Rechargeable Batterie	266,380.00
South Africa	LITHOTECH EXPORTS	E) Printing	425,560.00
South Africa	GLOBAL COMMUNICATIONS	E) Radio, Wireless Security Co	73,900.00
South Africa	LITHOTECH EXPORTS	E) Stationery Kits 15-30 items	597,980.00
South Africa	HALFWAY TOYOTA OTTERY	E) Vehicles - Toyota Landcruis	285,550.00
South Africa	Face Technologies (Pty) Ltd	Embedded Computer, including additi	806,960.00
South Africa	REN-FORM CC	Expense Distribution	56,990.00
South Africa	LITHOTECH EXPORTS	External DC-AC inverter	42,440.00
South Africa	LITHOTECH EXPORTS	FCA charges for Stationery Kit	38,700.00
South Africa	Face Technologies (Pty) Ltd	Fingerprint Scanner	317,290.00
South Africa	Face Technologies (Pty) Ltd	Generator	284,280.00
South Africa	HAIN LIFESCIENCE	GT-BLOT 48	34,060.00
South Africa	McCarthy Toyota Arcadia	Hilux 3.0D - 4D 4X4 Double Cab	50,820.00
South Africa	REN-FORM CC	HOR Ballots as per detailed pr	134,630.00
South Africa	LITHOTECH EXPORTS	Impression supplémentaire depl	64,020.00
South Africa	LITHOTECH EXPORTS	Lot 3B (Technical Assistance d	384,000.00
South Africa	LITHOTECH EXPORTS	Manuel de membres de bureau de	396,600.00
South Africa	Face Technologies (Pty) Ltd	Minor Maintenance Kits	55,200.00
South Africa	Face Technologies (Pty) Ltd	Photo background cloth	73,600.00
South Africa	LITHOTECH EXPORTS	Photographic Paper (OPTION A):	442,850.00
South Africa	LITHOTECH EXPORTS	Polling Kits Event 1 (Items 1	214,500.00
South Africa	LITHOTECH EXPORTS	Polling Kits Event 3 (Items 3	209,660.00
South Africa	LITHOTECH EXPORTS	Polling Kits Event 2 (Items 2.	221,650.00
South Africa	LITHOTECH EXPORTS	Portable Printers	180,560.00
South Africa	McCarthy Toyota Arcadia	Quantum 2.5D - 4D 14S Bus	44,510.00
South Africa	LITHOTECH EXPORTS	Recovery of cost for retrievem	60,000.00
South Africa	LITHOTECH EXPORTS	Recueil de fiche de simulation	97,500.00
South Africa	LITHOTECH EXPORTS	Solar powered rechargeable ene	563,390.00
South Africa	LITHOTECH EXPORTS	Storage Case B for Solar power	181,320.00
South Africa	Face Technologies (Pty) Ltd	Technical Assistance for 6 months t	622,870.00
South Africa	LITHOTECH EXPORTS	Technical support for a period	150,880.00
South Africa	DAETA INTERNATIONAL TRADING CC	TRACTOR	36,580.00
South Africa	LITHOTECH EXPORTS	Transport charges to DDU NEC W	783,420.00
South Africa	Face Technologies (Pty) Ltd	USB storage device	56,960.00
South Africa	PEACE MISSION TRAINING CENTRE	usd395,667.60 output 1	75,140.00
South Africa	Face Technologies (Pty) Ltd	Warranty	71,290.00
South Africa	R & D SCREENING TECHNOLOGIES	X - Ray machine	79,970.00
Spain	Toyota Gibraltar Stockholdings Ltd	1 UNIT TOYOTA LANDCRUISER 5 DR	40,240.00
Spain	HONIBA S.A	100% OC 0055 TROMPETAS	37,320.00
Spain	CIRCUTOR S.A.	100% Upon receipt of materials	51,180.00
Spain	ZERO EMISSIONS TECHNOLOGIES S.A.	15% of contract value upon sat	65,620.00
Spain	ZERO EMISSIONS TECHNOLOGIES S.A.	20% of contract value upon con	43,750.00
Spain	ZERO EMISSIONS TECHNOLOGIES S.A.	30% of contract value upon sat	65,620.00
Spain	TST STAG SA	Adq. equipos refrigeración (id	85,360.00
Spain	Toyota Gibraltar Stockholdings Ltd	Corolla Sedan 1.8 GLI LHD - COGEL	30,370.00
Spain	TST STAG S.A.	E) Elements and gases Hydrocarbon a	74,390.00
Spain	Toyota Gibraltar Stockholdings Ltd	E) Minivans or vans	198,530.00
Spain	FABREZ S.L.	EFT 80% CO. 608387/11	60,610.00
Spain	Toyota Gibraltar Stockholdings Ltd	Land Cruiser 200 Station Wagon GX V	65,660.00
Spain	Toyota Gibraltar Stockholdings Ltd	Land Cruiser 200 Station Wagon GX	63,130.00
Spain	Toyota Gibraltar Stockholdings Ltd	Land Cruiser Prado TX	143,840.00
Spain	Toyota Gibraltar Stockholdings Ltd	LHD Hilux , double cab	32,960.00
Spain	TST STAG, S.A	Ozone layer depletion - refrig	188,940.00
Spain	Toyota Gibraltar Stockholdings Ltd	PAYMENT FOR TOYOTA LAND CRUISE	47,650.00
Spain	Toyota Gibraltar Stockholdings Ltd	PAYMENT TO TOYOTA GIBRALTER STOCKHO	57,830.00
Spain	TST STAG, S.A.	REFRIGERATION SUPPLIES	69,830.00
Spain	Reig Jofre Group	Streptomycin 1g	300,870.00
Spain	Reig Jofre Group	Streptomycin 1g (box of 100 vials)	37,340.00
Spain	Reig Jofre Group	Streptomycin 1g vial (box of 1	209,180.00
Spain	Reig Jofre Group	Streptomycin 1g vial(box of 10	304,690.00
Spain	Reig Jofre Group	Streptomycin 1g vial-box of 10	79,270.00
Spain	Reig Jofre	Streptomycin 1g-Box of 100 vial	85,110.00
Spain	Reig Jofre Group	Streptomycin1g	60,990.00
Sri Lanka	TRIAD PVT LTD	5000 books/CDs of Nat HR Act P	40,510.00
Sri Lanka	METROPOLITAN OFFICE PVT LIMITED	Canon Compact iR 2520	79,080.00
Sri Lanka	Tokyo cement company (lanka)ltd.	Cement Bags TOKYO SUPER ORDINARY PO	71,160.00
Sri Lanka	METROPOLITAN COMPUTERS (PVT) LTD	COMPUTOR,UPS,SCANNER	46,110.00
Sri Lanka	CEDAR INTERNATIONAL PTE LTD	E) Air Conditioning	65,250.00
Sri Lanka	Tokyo cement company (lanka)ltd.	E) Industrial Products	35,400.00
Sri Lanka	NEW LANKA TRADERS PVT LTD	E) Marine craft systems	49,820.00
Sri Lanka	CITY CIVIL CONSTRUCTION	E) Roofing Material	154,730.00
Sri Lanka	FENAS TRADERS	E) Roofing Material	51,120.00
Sri Lanka	SRI LANKA HANDICRAFTS BOARD	LAKSALA ITEMS	43,630.00
Sri Lanka	ARC TECH LANKA PVT LTD	Purchase of 25 PCs and 25 UPS	30,750.00
Sri Lanka	Neil Marine Limited	Suzuki Out boat Motors	39,890.00
Sri Lanka	EDNA ENGINEERING(PRIVATE) LIMITED	WATER PUMPS EDGRO 3HP PETROL S	58,920.00
Sudan	The Medical Export Group BV	Automatic chemistry analyzer (mediu	55,620.00
Sudan	DIGITECH	Being cost amount of ACs for Z	36,820.00
Sudan	MIG AGRICULTURE COMPANY LTD	Being cost amount of the procu	664,950.00
Sudan	NAPOLI TRADE EG	Being cost of Shelves for 6 Si	107,280.00
Sudan	NAPOLI TRADE EG	Being cost of Shelves for 6 Si	35,000.00
Sudan	SWITCH CO. FOR TRADING & ENG. LTD	Being cost of Shelves for Zon	45,520.00
Sudan	The Medical Export Group BV	Benchtop Centrifuge ROTOFIX 32A	38,140.00
Sudan	SUTRAC CO.	CATERPILLAR GENERATOR - 365 KV	86,000.00
Sudan	SUTRAC CO.	CATERPILLAR GENERATOR - 365 KVA. Wa	86,000.00
Sudan	The Medical Export Group BV	COAGULOMETER HumaClot Duo Plus	41,120.00
Sudan	The Medical Export Group BV	COLORIMETER	30,430.00
Sudan	SUTRAC CO.	Cost for installation and main	38,800.00
Sudan	SUTRAC CO.	Cost for installation and mainten	38,800.00
Sudan	CVL GENERAL SUPPLY (SS) LTD	Cost of Dual-Core Laptops	31,810.00
Sudan	CVL GENERAL SUPPLY (SS) LTD	Cost of dual-core Laptops	31,810.00
Sudan	Bench top Digital Colo	Cost of Medical equipment for	43,210.00
Sudan	TAAM PETROLEUM	Diesel and petrol	63,600.00
Sudan	PAN-CHINA CONSTRUCTION GROUP CO.LTD	Not Identified	573,290.00
Sudan	YOUTH WITHOUT FRONTIERS ORGANIZATION	Not Identified	251,960.00
Sudan	Alsahm Engineering, Contracting & M LTD	Not Identified	120,580.00
Sudan	PAN-CHINA CONSTRUCTION GROUP CO.LTD	Not Identified	524,300.00
Sudan	ZHONGHAO OVERSEAS CONSTRUCTION ENG CO.LT	Not Identified	251,960.00
Sudan	Alsahm Engineering, Contracting & M LTD	Not Identified	120,580.00
Sudan	PAN-CHINA CONSTRUCTION GROUP CO.LTD	Not Identified	603,310.00
Sudan	Alsahm Engineering, Contracting & M LTD	Not Identified	181,170.00
Sudan	ZHONGHAO OVERSEAS CONSTRUCTION ENG CO.LT	Not Identified	160,500.00
Sudan	PAN-CHINA CONSTRUCTION GROUP CO.LTD	Not Identified	368,730.00
Sudan	ZHONGHAO OVERSEAS CONSTRUCTION ENG CO.LT	Not Identified	120,370.00
Sudan	Alsahm Engineering, Contracting & M LTD	Not Identified	90,590.00
Sudan	PAN-CHINA CONSTRUCTION GROUP CO.LTD	Not Identified	259,380.00
Sudan	Alsahm Engineering, Contracting & M LTD	Not Identified	78,680.00

Major Orders for Goods Placed by Agency During 2011 (Orders of \$30,000 or more)

AGENCY			PO Value
Location of Supplier	Name of Supplier	Description of Goods	USD
UNDP Continued			
Sudan	PAN-CHINA CONSTRUCTION GROUP CO.LTD	Not Identified	183,720.00
Sudan	PAN-CHINA CONSTRUCTION GROUP CO.LTD	Not Identified	100,080.00
Sudan	HUMANITARIAN AID & DEVELOPMENT ORGNIZATI	E) Animal containment	381,170.00
Sudan	ADVIZING IT LTD	E) Desktop computers	38,270.00
Sudan	ZHONGHAO OVERSEAS CONSTRUCTION ENG CO.LT	Final Document No.6	100,540.00
Sudan	PAN-CHINA CONSTRUCTION GROUP CO.LTD	Final Document No.7	91,930.00
Sudan	SUTRAC CO.	Generator for UNDP Residnetial	87,500.00
Sudan	Bench top Digital Colo	Gimsa stain Powder	78,520.00
Sudan	Bench top Digital Colo	HAEMATOTOLOGY ANALYSER HumaCount 60 T	138,490.00
Sudan	Bench top Digital Colo	Hettich Rotofix 32A Benchtop centri	66,460.00
Sudan	Bench top Digital Colo	INCUBATOR & UPS / Voltage regulator	43,270.00
Sudan	PAN-CHINA CONSTRUCTION GROUP CO.LTD	Not Identified	185,590.00
Sudan	ZHONGHAO OVERSEAS CONSTRUCTION ENG CO.LT	Not Identified	80,250.00
Sudan	Alsahm Engineering, Contracting & M LTD	Not Identified	60,390.00
Sudan	Bench top Digital Colo	MEDICAL AND SURGICAL EQUIPMENT AND	118,160.00
Sudan	Bench top Digital Colo	Microscope	34,380.00
Sudan	Bench top Digital Colo	Microscope Olympus CX21-LED and acc	32,720.00
Sudan	Bench top Digital Colo	Model BWB-XP 5 Channel Flame Photom	107,590.00
Sudan	ALSHAFRA TRADING AND ENGINEERING	Office Containers for Abyei	74,510.00
Sudan	Bench top Digital Colo	Pharmaceutical Refrigerator	309,570.00
Sudan	ALSHAFRA TRADING AND ENGINEERING	Prefabricated Ablutions for Ab	110,430.00
Sudan	WORLD TRADE CENTER-KHARTOUM	Prisons Upgrade ?Kabkabya?s Pr	38,490.00
Sudan	TROJAN ENTERPRISES	Procurement of Diesel for the	56,900.00
Sudan	TROJAN ENTERPRISES	Procurement of Diesel for the UNDP	56,900.00
Sudan	ABNOS FOR ENGINEERING AND IT	Purchase of 10 KVA	43,840.00
Sudan	Bench top Digital Colo	RDTs	522,720.00
Sudan	Bench top Digital Colo	Refrigerator/freezer FCL 300/2TS-AL	50,200.00
Sudan	ALSHAFRA TRADING AND ENGINEERING	Refund, UN Com - Operations 4	78,880.00
Sudan	ALSHAFRA TRADING AND ENGINEERING	Refund, UN Com - Operations 5	31,550.00
Sudan	TAREK NOUR SUDANA	Replacement of message on bilb	31,280.00
Sudan	PETROCITY ENTERPRISES	Residentail compound fuel cost	62,290.00
Sudan	SOUTHERN SUDAN RADIO & TV	Second Installment	66,210.00
Sudan	Bench top Digital Colo	SPECTROPHOTOMETER SP-8001 & Require	42,000.00
Sudan	MIG AGRICULTURE COMPANY LTD	Supply & Installation of 23 x	187,960.00
Sudan	GOLDEN ARROW CO LTD	Toyota Hiace minibus	228,400.00
Sudan	GOLDEN ARROW CO LTD	Toyota Hi-Lux Double Cab	510,000.00
Sudan	Bench top Digital Colo	Various chemical products and	97,180.00
Sudan	Bench top Digital Colo	Vertical type autoclave sterilizer	156,680.00
Swaziland	Leites Motors	E) Minivans or vans	38,710.00
Sweden	Volvo Car Corporation	Diplomatic vehicles	33,800.00
Switzerland	LOHRI AG BLASINSTRUMENTE	100% OC 084/85 INST MUSICALES	1,249,320.00
Switzerland	UNCTAD TRUST FUND	1st installment to UNCTAD	136,730.00
Switzerland	Novartis Pharma Services A.G	3.2.1 Coartem Tab 20/120mg(30	101,620.00
Switzerland	Novartis Pharma Services A.G	3.2.4 Coartem Tab 20/120mg(30	99,720.00
Switzerland	World Health Organisation (ICC)	A) Software (license)	182,800.00
Switzerland	Novartis Pharma Services A.G	ACT3.2.4-Coathem	99,720.00
Switzerland	NOVARTIS PHARMA SERVICES AG	E) Anti Malarials	2,344,000.00
Switzerland	Novartis Pharma Services A.G	E) Anti Malarials	388,360.00
Switzerland	DE LORENZO GLOBAL SA	Supply of 1 set of Vehicle and Driv	82,800.00
Syrian Arab Republic	FAYSAL ABED AL GHANI AL OTRI	A) Security control system OP	111,700.00
Syrian Arab Republic	RAKHA	Vehicle, Nissan Tiida, Model:	32,000.00
Tajikistan	OJSC MADADI TURSUNZODA	A) Agricultural machinery & eq	60,320.00
Tajikistan	LLC OVISA	COMPUTERS	72,490.00
Tajikistan	PE. PAK YURIY NIKOLAEVICH	E) Computer hardware mainten	97,390.00
Tajikistan	LLC NURI CHASHM	E) Food and beverage equipment	48,980.00
Tajikistan	ORBITA LLC	Printing services	116,400.00
Tajikistan	PE SHARIFOV FIRUZ ABDULMAJIDOVICH	Purchase and delivery of Warni	33,030.00
Thailand	ROCKWORTH CO LTD	11/2-Workstation, Partitions,	32,450.00
Thailand	ASIA WATTANA MOTOR CO LTD	15/9 MITSUBISHI PAJERO 4X4 VG	41,240.00
Thailand	RMA AUTOMOTIVE CORPORATION LTD.	E) Vehicles - Repair Supplies	176,870.00
Thailand	GLOBAL FLEET SALES CO.,LTD	VEHICLE 4X4 Dual Cabin? Turbo Diese	42,900.00
Togo	CFAO MOTORS TOGO	AQUISICAO DE TRATOR AGRICOLA	65,490.00
Togo	CIP-AFRIQUE	G) Medical Kits	73,180.00
Togo	AG PARTNERS TOGO SARL	G) Microfilm production equipm	31,910.00
Togo	IMPRIMERIE EQUINOXE	IMPRESS® AFFICHES, ENVELOPPES	36,680.00
Togo	TELEVISION TOGOLAISE	S) Audio Visual Productions	30,470.00
Trinidad and Tobago	EMA	FR TPMP II Jan-Mar 2011	43,220.00
Tunisia	SOCIETE DE L'AUTOMOBILE DU MATERIEL	4X4 Mitsubishi Pajero	81,100.00
Turkey	INTERMAK MAKINA IMALAT-ITHALAT SAN VE TI	Expense Distribution	51,910.00
Turkey	INTERMAK MAKINA IMALAT-ITHALAT SAN VE TI	Milk Processing Mini-Plant (Ak	31,150.00
Turkey	SPEKTRAL BILIMSEL CIAZLARI KIMYA VE SAN	PO for Thermal Conductivity Va	45,000.00
Turkey	MEGA BASIM YAYIN SAN. VE TIC A.S.	S) Publishing	88,750.00
Turkey	BERAY DIS TICARET MAK, SAN, LTD. STI	Supply and Delivery of TEKSAN Gener	59,170.00
Turkmenistan	MAHABAT MUDIRLIGI	E) Awareness Materials	30,880.00
Turkmenistan	GUNDOGAR YILDIZI COMPANYY	E) Printing	90,320.00
Turkmenistan	AK-ENAR HOJALYK JEMGYEYTI	G) Cereal and pulse products	129,410.00
Turkmenistan	KAMAZ FTC CORP. LLP	Truck, water	90,070.00
Tuvalu	GOVERNMENT OF TUVALU	TUV_NAPA_Q1'11_FR_AU111683.20	32,990.00
Uganda	ELECTRO WATTS (U) LTD	Cost 200KVA/160KW Generator, s	52,590.00
Uganda	PICFARE INDUSTRIES LIMITED	G) Other Indelible Ink	55,860.00
Uganda	PICFARE INDUSTRIES LIMITED	G) Paper products	48,810.00
Uganda	PICFARE INDUSTRIES LIMITED	G) Pens, Pencils, Markers etc.	52,680.00
Uganda	PICFARE INDUSTRIES LIMITED	Glue for posters	31,940.00
Uganda	MOTORCARE UGANDA LTD.	Nissan Pick-up Double cabin 3.	79,500.00
Uganda	PICFARE INDUSTRIES LIMITED	S) Printing	357,290.00
Uganda	TELTEC INVESTMENTS LTD	Supply of 4 Racks(19 Inch EIA)	43,760.00
Uganda	UNIFREIGHT TRUCKING SERVICES LIMITED	Upon completion of the superst	67,040.00
Ukraine	PSB FILMS	1st tranche/20%/14-20.11/films	45,400.00
Ukraine	PSB FILMS	1st tranche/20%/14-20.11/films prod	45,400.00
Ukraine	PSB FILMS	2nd tranche/20%/21-27.11/films	45,350.00
Ukraine	PSB FILMS	2nd tranche/20%/21-27.11/films prod	45,400.00
Ukraine	PSB FILMS	3rd tranche/20%/28.11-11.12/fi	45,350.00
Ukraine	PSB FILMS	3rd tranche/20%/28.11-11.12/films p	45,400.00
Ukraine	PSB FILMS	4th tranche/20%/12-20.12/films	45,350.00
Ukraine	PSB FILMS	4th tranche/20%/12-20.12/films prod	45,400.00
Ukraine	PSB FILMS	5th tranche/20%/21-23.12/films	45,350.00
Ukraine	PSB FILMS	5th tranche/20%/21-23.12/films prod	45,400.00
Ukraine	MNVAP Aviokon proekt	E) Heating: ITB#UKR/2011/01_in	146,850.00
Ukraine	ARTERIUM Corporation	Procurement of Aciclovir bottl	64,970.00
Ukraine	PSB FILMS	VAT/films productionS) VAT (Value A	60,540.00
United Arab Emirates	UNITED NATIONS WORLD FOOD PROGRAMME	A) Radio, Wireless Security Co	30,150.00
United Arab Emirates	EBCOM LIMITED	Agricultural Equipment for Upp	564,100.00
United Arab Emirates	EBCOM LIMITED	Agricultural Equipment for Upper Ni	564,100.00
United Arab Emirates	AL GHURAIR PRINTING & PUBLISHING HOUSE	Bags, T-shirts, Caps, Stickers	81,530.00
United Arab Emirates	ORIENTAL ELITE TRADING LLC	Complete set of Sokkia Total S	74,330.00
United Arab Emirates	UNITED NATIONS WORLD FOOD PROGRAMME -UAE	Complete set of Standared NGT	37,700.00
United Arab Emirates	OKI GENERAL TRADING LLC	E) Agricultural machinery & equip	42,000.00
United Arab Emirates	Titan Group FZE	E) Desktop computers	33,250.00
United Arab Emirates	GOLDEN RELIEF RESOURCES LLC	E) Furniture set	42,590.00
United Arab Emirates	WORLD FOOD PROGRAMME, DUBAI, UAE	E) Radio, Wireless Security Co	57,490.00
United Arab Emirates	GOLDEN RELIEF RESOURCES LLC	E) Shipment (Relocation)	38,700.00
United Arab Emirates	MIG COMPUTERS INFORMATION SYSTEMS	Expense Distribution	297,420.00
United Arab Emirates	Quick & Pro Interiors LLC	FURNITURE	33,550.00
United Arab Emirates	Titan Group FZE	HP Elite 7100 Microtower PC (W	32,490.00
United Arab Emirates	GOLDEN RELIEF RESOURCES LLC	Other Options will all require	58,030.00
United Arab Emirates	SDC FZE Ltd.	Personal Computer	31,000.00
United Arab Emirates	AVC TRADING FZC	Procurement of 7 minibuses for	152,250.00
United Arab Emirates	OKI GENERAL TRADING LLC.	Purchacing of Land Cruiser 201	60,090.00
United Arab Emirates	OKI GENERAL TRADING LLC.	S) Boxcar transport	53,060.00
United Arab Emirates	Grundfos Gulf Distribution, FZE WEL	Solar Water Pumps Grandfos - S	73,400.00

Major Orders for Goods Placed by Agency During 2011 (Orders of \$30,000 or more)

AGENCY			PO Value
Location of Supplier	Name of Supplier	Description of Goods	USD
UNDP Continued			
United Arab Emirates	SPECTRUM TENT MANUFACTURING	Tents	42,400.00
United Arab Emirates	OKI GENERAL TRADING LLC	Toyota Coaster Bus Year 2011 YM, Mo	66,050.00
United Arab Emirates	GOLDEN RELIEF RESOURCES LLC	Toyota Land Cruiser Hardtop 5	163,490.00
United Arab Emirates	OKI GENERAL TRADING LLC.	Toyota Land Cruiser HZJ76 Har	70,560.00
United Arab Emirates	Emirates Motor Company	TRANSPORT EQUIPMENT, OTHER AND	55,310.00
United Arab Emirates	WORLD FOOD PROGRAMME, DUBAI, UAE	Vehicles, 4WD, hard top	96,740.00
United Arab Emirates	BILCO TRADING LLC	Vehicles, 4WD, hard top	43,400.00
United Kingdom	UNIT EXPORT LIMITED	2012 VOLKSWAGEN CARAVELLE 2.0 I TDI	208,830.00
United Kingdom	Toyota Gibraltar Stockholdings Ltd	A) All terrain vehicles	56,170.00
United Kingdom	EXMED UK LTD	A) Medical Equipment	215,730.00
United Kingdom	B-PLAN INFORMATION SYSTEMS LTD.	A) Software (license)	41,500.00
United Kingdom	Toyota Gibraltar Stockholdings Ltd	Achat de 5 véhicules Toyota po	145,600.00
United Kingdom	LANTRADE GLOBAL SUPPLIES LTD	Achat des Dossards	47,880.00
United Kingdom	Tall Security Print Ltd	Air freight and Delivery to Mo	107,300.00
United Kingdom	LANTRADE GLOBAL SUPPLIES (LGS)	Air freight and delivery to WH	99,960.00
United Kingdom	LANTRADE GLOBAL SUPPLIES (LGS)	AIR FREIGHT AND DELIVERY TO WH	49,980.00
United Kingdom	LANTRADE GLOBAL SUPPLIES	AIR TRANSPORT	45,560.00
United Kingdom	i2 Limited	Analyst Notebook version 8 (s	38,300.00
United Kingdom	SECURITY BLINDS LIMITED	Blinds: Security Blinds Instal	38,580.00
United Kingdom	ERICOMMERCE INTERNATIONAL LIMITED	Expense Distribution	91,230.00
United Kingdom	EAGLE SCIENTIFIC Ltd	Filter sets for Biological cab	350,600.00
United Kingdom	IBGM LTD	G) Audio visual accessories	62,400.00
United Kingdom	LANTRADE GLOBAL SUPPLIES	G) Indelible Ink 25% S.N. 100M	560,930.00
United Kingdom	EAGLE SCIENTIFIC Ltd	HIV test kits	152,670.00
United Kingdom	Nixberg Worldwide LLP	Immuneferment Analyser Set, ec	32,000.00
United Kingdom	LANTRADE GLOBAL SUPPLIES (LGS)	Indelible ink with 20% silver	81,330.00
United Kingdom	LANTRADE GLOBAL SUPPLIES	Indelible Ink with Silver Nitr	538,000.00
United Kingdom	EAGLE SCIENTIFIC Ltd	Laboratory Supplies and Test k	157,390.00
United Kingdom	AERO VOTE LTD	NCR Registration form	129,500.00
United Kingdom	AEGIS ENGINEERING LTD	Payment for Helmets,Jackets &	54,830.00
United Kingdom	AEGIS ENGINEERING LTD	Payment for Helmets,Jackets & Body	56,260.00
United Kingdom	GL INDUSTRIAL SERVICES UK LTD	PLANNING SOFT WARE AND TRAININ	119,030.00
United Kingdom	UNIT EXPORT LIMITED	Polaris MV700 ATV and spare pa	271,650.00
United Kingdom	AERO VOTE LIMITED	Presidential ballot paper	99,650.00
United Kingdom	RAPISCAN SYSTEMS Ltd.	RAPISCAN SECURE 1000 X-RAY DEV	160,000.00
United Kingdom	EAGLE SCIENTIFIC Ltd	Reagents for Auramine staining	41,960.00
United Kingdom	Tall Security Print Ltd	Referendum Ballots	85,280.00
United Kingdom	MICRON SPRAYERS LIMITED	Sprayers	88,870.00
United Kingdom	GEESAN LIMITED	Supply of 52,900 HDPE bottles	47,610.00
United Kingdom	SKYVISION GLOBAL NETWORKS LTD.	UNDP Juba Office Backup VSAT (1024/	41,250.00
United Kingdom	EAGLE SCIENTIFIC Ltd	ViroSeq HIV 1 Genotyping Kit,	37,450.00
United Kingdom (Gibraltar)	Toyota Gibraltar Stockholdings Ltd	1 VEHICLE LAND CRUISER	75,390.00
United Kingdom (Gibraltar)	TRADE FACTORS OVERSEAS LIMITED	2 Toyota Land Cruiser Prado TX, 5 d	92,430.00
United Kingdom (Gibraltar)	Toyota Gibraltar Stockholdings Ltd	7 nos. Toyota Hilux Double Cab	192,390.00
United Kingdom (Gibraltar)	Toyota Gibraltar Stockholdings Ltd	7.1.1.2PMULandCruisePradoTX(Eq	41,640.00
United Kingdom (Gibraltar)	Toyota Gibraltar Stockholdings Ltd	7.1.1.2PMULandCruiserSW(Eq)	109,030.00
United Kingdom (Gibraltar)	Toyota Gibraltar Stockholdings Ltd	76 series-Toyota Land Cruiser	35,030.00
United Kingdom (Gibraltar)	ARMOURED PROJECT VEHICLES	A) Armored Vehicles	1,475,670.00
United Kingdom (Gibraltar)	Toyota Gibraltar Stockholdings Ltd	A) Automobiles or cars	39,550.00
United Kingdom (Gibraltar)	Toyota Gibraltar Stockholdings Ltd	A) HILUX DOUBLE CABIN	33,680.00
United Kingdom (Gibraltar)	Toyota Gibraltar Stockholdings Ltd	achat HILUX double cabin 6 se	35,740.00
United Kingdom (Gibraltar)	Toyota Gibraltar Stockholdings Ltd	Achat véhicule Land Cruiser -	70,230.00
United Kingdom (Gibraltar)	Toyota Gibraltar Stockholdings Ltd	Achat véhicule Land Cruiser Hardtop	48,300.00
United Kingdom (Gibraltar)	Toyota Gibraltar Stockholdings Ltd	Achat véhicule Land cruiser Pr	49,460.00
United Kingdom (Gibraltar)	Toyota Gibraltar Stockholdings Ltd	ADQUISICION DE 19 VEHICULOS TO	463,570.00
United Kingdom (Gibraltar)	Toyota Gibraltar Stockholdings Ltd	BRAND NEW Toyota Land Cruiser	80,370.00
United Kingdom (Gibraltar)	Toyota Gibraltar Stockholdings Ltd	Compra de un Vehículo marca LA	59,810.00
United Kingdom (Gibraltar)	TRADE FACTORS OVERSEAS LIMITED	Corolla Sedan 1.8GLi (unleaded) RHD	33,920.00
United Kingdom (Gibraltar)	Toyota Gibraltar Stockholdings Ltd	Corrola Sedan, Model: ZRE142L-	81,200.00
United Kingdom (Gibraltar)	Toyota Gibraltar Stockholdings Ltd	Corrola Sedan, Model: ZRE142L-AEFNK	81,240.00
United Kingdom (Gibraltar)	Toyota Gibraltar Stockholdings Ltd	E) All terrain vehicles (PICK-	284,230.00
United Kingdom (Gibraltar)	Toyota Gibraltar Stockholdings Ltd	E) All terrain vehicles (PICK-UP LD	288,150.00
United Kingdom (Gibraltar)	Toyota Gibraltar Stockholdings Ltd	E) Automobiles or cars	41,250.00
United Kingdom (Gibraltar)	Toyota Gibraltar Stockholdings Ltd	Expense Distribution	90,600.00
United Kingdom (Gibraltar)	Toyota Gibraltar Stockholdings Ltd	Fourniture de 05 véhicules Toy	220,200.00
United Kingdom (Gibraltar)	Toyota Gibraltar Stockholdings Ltd	Fourniture d'un véhicule LAND	62,830.00
United Kingdom (Gibraltar)	Toyota Gibraltar Stockholdings Ltd	Fourniture d'un véhicule TOYOT	43,840.00
United Kingdom (Gibraltar)	Toyota Gibraltar Stockholdings Ltd	Fourniture d'une ambulance HZJ	45,630.00
United Kingdom (Gibraltar)	Toyota Gibraltar Stockholdings Ltd	Fourniture d'une ambulance HZJ78L-R	45,630.00
United Kingdom (Gibraltar)	Toyota Gibraltar Stockholdings Ltd	Freight and Insurance in 5 40ft con	100,900.00
United Kingdom (Gibraltar)	Toyota Gibraltar Stockholdings Ltd	Freight	31,850.00
United Kingdom (Gibraltar)	Toyota Gibraltar Stockholdings Ltd	IMV Hilux Toyota double cabine	72,430.00
United Kingdom (Gibraltar)	Toyota Gibraltar Stockholdings Ltd	Land Cruiser 200 S / W,, GX V8	57,240.00
United Kingdom (Gibraltar)	Toyota Gibraltar Stockholdings Ltd	Land Cruiser 200 S / W,, GX V8,, Mo	57,270.00
United Kingdom (Gibraltar)	Toyota Gibraltar Stockholdings Ltd	Land Cruiser 200 Station Wagon	47,270.00
United Kingdom (Gibraltar)	Toyota Gibraltar Stockholdings Ltd	Land Cruiser Hardtop 10 Seater	378,110.00
United Kingdom (Gibraltar)	Toyota Gibraltar Stockholdings Ltd	Land Cruiser Hardtop 10 seater, 5 d	400,150.00
United Kingdom (Gibraltar)	Toyota Gibraltar Stockholdings Ltd	Land Cruiser Hardtop 10 Seater, Mod	378,310.00
United Kingdom (Gibraltar)	Toyota Gibraltar Stockholdings Ltd	Land Cruiser Hardtop 10 seater,5 do	115,360.00
United Kingdom (Gibraltar)	Toyota Gibraltar Stockholdings Ltd	Land Cruiser Hardtop with it a	226,610.00
United Kingdom (Gibraltar)	Toyota Gibraltar Stockholdings Ltd	Land Cruiser Hardtop with it access	210,040.00
United Kingdom (Gibraltar)	Toyota Gibraltar Stockholdings Ltd	Land Cruiser Hardtop, 13 seate	42,820.00
United Kingdom (Gibraltar)	Toyota Gibraltar Stockholdings Ltd	Land Cruiser Hardtop, 13 seater OoP	64,780.00
United Kingdom (Gibraltar)	TRADE FACTORS OVERSEAS LIMITED	Land Cruiser Prado TX, 5 door, 7 se	92,960.00
United Kingdom (Gibraltar)	TRADE FACTORS OVERSEAS LIMITED	Land Cruiser Prado TX, 5door, 7 sea	46,430.00
United Kingdom (Gibraltar)	TRADE FACTORS OVERSEAS LIMITED	LandCruiser Hardtop, 13 seater, mod	85,400.00
United Kingdom (Gibraltar)	Toyota Gibraltar Stockholdings Ltd	Landcruiser Pick up, 3 seater	44,130.00
United Kingdom (Gibraltar)	Toyota Gibraltar Stockholdings Ltd	Landcruiser pickup, 3-seater,	344,760.00
United Kingdom (Gibraltar)	Toyota Gibraltar Stockholdings Ltd	Landcruiser pickup, 3-seater, Model	321,170.00
United Kingdom (Gibraltar)	TRADE FACTORS OVERSEAS LIMITED	Landcruiser Prado TX, 5door, 7 seat	92,960.00
United Kingdom (Gibraltar)	Toyota Gibraltar Stockholdings Ltd	Procurement of 2 Land Cruiser	288,900.00
United Kingdom (Gibraltar)	Toyota Gibraltar Stockholdings Ltd	Procurement of 2 Land Cruiser Hard	276,880.00
United Kingdom (Gibraltar)	Toyota Gibraltar Stockholdings Ltd	Procurement of a mini bus 15 S	42,070.00
United Kingdom (Gibraltar)	TRADE FACTORS OVERSEAS LIMITED	RHD Hilux Double Cabin 6 seater Tur	34,550.00
United Kingdom (Gibraltar)	Toyota Gibraltar Stockholdings Ltd	S) Land Transport, TOYOTA land	41,800.00
United Kingdom (Gibraltar)	Toyota Gibraltar Stockholdings Ltd	S) Land Transport, TOYOTA land crui	42,300.00
United Kingdom (Gibraltar)	Toyota Gibraltar Stockholdings Ltd	Sea freight transport	76,890.00
United Kingdom (Gibraltar)	Toyota Gibraltar Stockholdings Ltd	TO CORRECT ACCOUNT CODE	34,380.00
United Kingdom (Gibraltar)	Toyota Gibraltar Stockholdings Ltd	Toyota (Ex-Stock) Hilux Double	78,560.00
United Kingdom (Gibraltar)	Toyota Gibraltar Stockholdings Ltd	Toyota Double Cabin Hilux, 6 seater	53,960.00
United Kingdom (Gibraltar)	Toyota Gibraltar Stockholdings Ltd	Toyota Hilux Double Cab, 6 sea	33,300.00
United Kingdom (Gibraltar)	Toyota Gibraltar Stockholdings Ltd	Toyota Hilux Double Cabin	984,350.00
United Kingdom (Gibraltar)	Toyota Gibraltar Stockholdings Ltd	Toyota Hilux Double cabin	309,350.00
United Kingdom (Gibraltar)	Toyota Gibraltar Stockholdings Ltd	TOYOTA L/C, PRADO TX, 5 DOOR,	118,540.00
United Kingdom (Gibraltar)	Toyota Gibraltar Stockholdings Ltd	TOYOTA L/C, PRADO TX, 5 DOOR, 7 SEA	114,230.00
United Kingdom (Gibraltar)	Toyota Gibraltar Stockholdings Ltd	Toyota land Cruiser Hard Top 10 sea	37,700.00
United Kingdom (Gibraltar)	Toyota Gibraltar Stockholdings Ltd	Toyota Land Cruiser Hardtop -	45,910.00
United Kingdom (Gibraltar)	Toyota Gibraltar Stockholdings Ltd	Toyota Land Cruiser Hardtop 13	152,540.00
United Kingdom (Gibraltar)	Toyota Gibraltar Stockholdings Ltd	Toyota Land Cruiser Hardtop 13	152,540.00
United Kingdom (Gibraltar)	Toyota Gibraltar Stockholdings Ltd	TOYOTA LAND CRUISER PRADO TX M	46,920.00
United Kingdom (Gibraltar)	Toyota Gibraltar Stockholdings Ltd	Toyota Land Cruiser Prado TX,	81,480.00
United Kingdom (Gibraltar)	Toyota Gibraltar Stockholdings Ltd	Toyota Land Cruiser Prado TXL, 6 se	44,540.00
United Kingdom (Gibraltar)	Toyota Gibraltar Stockholdings Ltd	TOYOTA LAND CRUISER TXL	53,660.00
United Kingdom (Gibraltar)	TRADE FACTORS OVERSEAS LIMITED	Toyota LandCruiser 200 station wago	59,790.00
United Kingdom (Gibraltar)	Toyota Gibraltar Stockholdings Ltd	Toyota Landcruiser Hardtop	109,360.00
United Kingdom (Gibraltar)	Toyota Gibraltar Stockholdings Ltd	TOYOTA LANDCRUISER HARDTOP 13	109,360.00
United Kingdom (Gibraltar)	Toyota Gibraltar Stockholdings Ltd	Toyota RHD Hi Lux Double Cab, 6 sea	397,350.00
United Kingdom (Gibraltar)	Toyota Gibraltar Stockholdings Ltd	TOYOTA RHD HILUX DOUBLE CAB 6	35,840.00
United Kingdom (Gibraltar)	Toyota Gibraltar Stockholdings Ltd	TWO (2) VEHICLES TOYOTA HILUX	51,170.00
United Kingdom (Gibraltar)	Toyota Gibraltar Stockholdings Ltd	TWO (2) VEHICLES TOYOTA L. CRU	75,800.00

Major Orders for Goods Placed by Agency During 2011 (Orders of \$30,000 or more)

AGENCY			PO Value
Location of Supplier	Name of Supplier	Description of Goods	USD
UNDP Continued			
United Kingdom (Gibraltar)	Toyota Gibraltar Stockholdings Ltd	VEHICLE TOYOTA L. CRUISER PRAD	37,900.00
United Kingdom (Gibraltar)	Toyota Gibraltar Stockholdings Ltd	Vehicle Toyota Hilux Pick-UP	197,960.00
United Republic of Tanzania	TANZANIA POLICE FORCE	6.7 INSTALLMENT 4	290,170.00
United Republic of Tanzania	TANZANIA POLICE FORCE	6.7 INSTALLMENT 5	36,270.00
United Republic of Tanzania	MANTRAC	A) Diesel generators	80,460.00
United Republic of Tanzania	TANZANIA ASSOC OF NON-GOVERNMENTAL	MARCH - APRIL 2011 - FR	31,440.00
United Republic of Tanzania	ECONOMIC AND SOCIAL RESEARCH FOUNDATION	MAY 2011 - FR	40,940.00
United Republic of Tanzania	TECHNOLOGY ASSOCIATES LIMITED	NetApp DS14m2 Disk Shelf with1	65,470.00
United Republic of Tanzania	TECHNOLOGY ASSOCIATES LIMITED	NetApp DS14mk2 Disk Shelf with	117,910.00
United Republic of Tanzania	MANTRAC	Olympian Diesel Generator Set: Mode	50,240.00
United Republic of Tanzania	ZANZIBAR WATER AUTHORITY JP5	ZAWA exp Apr-Jun 2011	50,120.00
United States of America	GEORGE K. MOSS CO., INC.	01 Autoclave system, 01 Compactor	230,560.00
United States of America	ADVIZING IT INC	2010 - OC - 7763 - COMPRA COMP	36,320.00
United States of America	Dell Marketing L.P.	30% - compra computadores	33,420.00
United States of America	IETECH INC	50% OC 0057/0058 TELF. MOVIL	38,920.00
United States of America	RTI TECHNOLOGIES INC.	55 nos Portable Refriferant 1	85,250.00
United States of America	Dell Marketing L.P.	70% - compra computadores	77,990.00
United States of America	LYON HEALY HARPS INC S	70% OC 0081 2 ARPAS STYLE 30	33,920.00
United States of America	Cisco Systems Inc.(C.C.N.P.)	802.11a/g/n Ctrlr-based AP w/C	144,210.00
United States of America	Toyota Gibraltar Stockholdings Ltd	A) All terrain vehicles	115,130.00
United States of America	ARMOURED PROJECT VEHICLES	A) Armored Vehicles	364,610.00
United States of America	Toyota Gibraltar Stockholdings Ltd	A) Automobiles or cars - Hilux	35,640.00
United States of America	Toyota Gibraltar Stockholdings Ltd	A) Automobiles or cars - Hilux 2 Ca	39,380.00
United States of America	Toyota Gibraltar Stockholdings Ltd	A) Automobiles or cars-Hard To	36,660.00
United States of America	Toyota Gibraltar Stockholdings Ltd	A) Automobiles or cars-Hard Top for	37,180.00
United States of America	EMC CORPORATION	A) Computer servers	134,480.00
United States of America	Planson International Corporation	A) Computer servers	59,150.00
United States of America	DELL MARKETING LP	A) Dell Laptop E 6320	52,070.00
United States of America	CANYON INDUSTRIES, INC.	A) Industrial pumps & compress	37,910.00
United States of America	CISCO SYSTEMS INC	A) Network routers	47,130.00
United States of America	CISCO SYSTEMS, INC.	A) Network switches	51,790.00
United States of America	Planson International Corporation	A) Notebook computers	95,830.00
United States of America	Advizing IT (USA & Denmark Branch)	A) Notebook computers	39,710.00
United States of America	EMC CORPORATION	A) Software (license)	80,190.00
United States of America	Hewlett-Packard Company	A) Software (license)	75,100.00
United States of America	MicroSoft Corporation	A) Software (license)	70,240.00
United States of America	CA, Inc. /Computer Associates Intl, Inc.	A) Software Product	63,000.00
United States of America	STRATOS	A) Telephones	83,730.00
United States of America	Planson International Corporation	A) Uninterruptible power suppl	45,100.00
United States of America	Planson International Corporation	A) Uninterruptible power suppl	35,180.00
United States of America	CISCO SYSTEMS INC.	A) VPN network security equipm	30,000.00
United States of America	BERGEY WINDPOWER CO INC.	A.4: 10% on arrival inspection of e	34,000.00
United States of America	BERGEY WINDPOWER CO INC.	A.5: Instalation, commissioning & te	34,000.00
United States of America	BERGEY WINDPOWER CO INC.	A.6: Completion of training of oper	34,000.00
United States of America	BERGEY WINDPOWER CO INC.	A.3 25% for equipment/instrume	85,000.00
United States of America	BERGEY WINDPOWER CO INC.	A.3 25% for equipment/instrumentati	85,000.00
United States of America	BERGEY WINDPOWER CO INC.	A:Approval of technical specif	85,000.00
United States of America	BERGEY WINDPOWER CO INC.	A:Approval of technical especificati	85,000.00
United States of America	Hewlett-Packard Company	ACCESORIO M4345MFP HP 500 SHEE	36,180.00
United States of America	Toyota Gibraltar Stockholdings Ltd	Achat de vehicule de terrain p	49,750.00
United States of America	Planson International Corporation	ADQUISICION DE 100 GPS MARCA T	53,320.00
United States of America	Planson International Corporation	ADQUISICION DE CARTUCHOS DE TI	123,840.00
United States of America	Planson International Corporation	ADQUISICION DE COMPUTADORES PO	33,250.00
United States of America	Hewlett-Packard Company	ADQUISICION DE IMPRESORAS	60,300.00
United States of America	BUSINESS DEVELOPMENT & PLANNING CO INC	ADQUISICION E INSTALACION DE M	252,090.00
United States of America	Herman Miller Inc.	Aeron Chair - Size "B" -Part #	51,480.00
United States of America	Planson International Corporation	APC SMART UPS RT 6000VA 208V,	36,900.00
United States of America	Planson International Corporation	APC SYMMETRA SOLUTION ISX 7319	78,990.00
United States of America	Planson International Corporation	APC SYMMETRA SOLUTION ISX 731961-00	78,990.00
United States of America	BORGWALDT KC INC.	Aquisição Máquinas de Fumar	628,740.00
United States of America	PHILIPS MEDICAL SYSTEMS EXPORT INC	ARG/06/009 - INV.144287	337,880.00
United States of America	Hewlett-Packard Company	Not Identified	535,160.00
United States of America	Hewlett-Packard Company	Not Identified	862,170.00
United States of America	Hewlett-Packard Company	Not Identified	5,900,000.00
United States of America	Hewlett-Packard Company	Not Identified	740,130.00
United States of America	Hewlett-Packard Company	Not Identified	279,990.00
United States of America	ARMOURED PROJECT VEHICLES	Armored Toyota LC76	272,350.00
United States of America	Toyota Gibraltar Stockholdings Ltd	ARMOURED TOYOTA LAND CRUISER 2	147,960.00
United States of America	ARMOURED PROJECT VEHICLES	Armoured vehicles	114,540.00
United States of America	Planson International Corporation	being payment for the purchase	53,270.00
United States of America	Broadcast Supply Inc	Cámara Videogradora	39,170.00
United States of America	Cisco Systems Inc.(C.C.N.P.)	Cat4500 E-Series 6-Slot Chassi	52,150.00
United States of America	Cisco Systems Inc.(C.C.N.P.)	Catalyst 4500 4200W AC dual in	76,430.00
United States of America	Cisco Systems Inc.(C.C.N.P.)	Catalyst 4500 E-Series Supervi	313,120.00
United States of America	Cisco Systems Inc.(C.C.N.P.)	Catalyst 4500E 48-Port PoE 802	213,900.00
United States of America	Cisco Systems Inc.(C.C.N.P.)	CISCO Cat 4503 Switch	63,810.00
United States of America	UNICEF NY	comm-pevent-Activity 2.6: IEC	260,000.00
United States of America	UNICEF NY	communic -prev -Act 2.6	231,000.00
United States of America	CISCO SYSTEMS, INC.	CWDM1550 NM SFP Gigabit Ethern	52,150.00
United States of America	Advizing IT (USA & Denmark Branch)	Dell Latitude E4310 Notebook	30,050.00
United States of America	Planson International Corporation	DELL LATITUDE E6400 NOTEBOOK C	43,890.00
United States of America	ADVIZING IT INC	DELL LATITUDE E6510 NOTEBOOK S	34,390.00
United States of America	ADVIZING IT INC	DELL LATITUDE TABLET XT2 INTEL	50,110.00
United States of America	ADVIZING IT INC	DELL OPTIPEX 380 DESK TOP WIND	108,540.00
United States of America	Advizing IT (USA & Denmark Branch)	Dell optiplex 780 Desk TopQu	65,570.00
United States of America	ADVIZING IT INC	DELL OPTIPEX 780DT DESKTOP, I	211,420.00
United States of America	Planson International Corporation	Dell PowerEdge M905 Svr with 9	35,390.00
United States of America	ADVIZING IT INC	Dell Precision T3500 : Standar	30,420.00
United States of America	Toyota Gibraltar Stockholdings Ltd	DEPOSIT 3478 / REPR VCHR 53908	49,140.00
United States of America	Hewlett-Packard Company	E) Computer servers	58,050.00
United States of America	UNFPA PROCUREMENT SERVICES BRANCH	E) Contraceptive - Condoms	327,830.00
United States of America	Planson International Corporation	E) Desktop computers	32,800.00
United States of America	Progressive Recovery, Inc.	E) Medical Equipment	130,300.00
United States of America	Cisco Systems Inc.(C.C.N.P.)	E) Network routers	31,320.00
United States of America	Lenovo (United States), Inc.	E) Notebook computers	35,250.00
United States of America	Advizing IT (USA & Denmark Branch)	E) Notebook computers - Quotation n	33,600.00
United States of America	LLC MONTECITO COMPANY	E) Optical mark reader	40,560.00
United States of America	CA, Inc. /Computer Associates Intl, Inc.	E) Software (license)	63,400.00
United States of America	OVERSIGHT SYSTEMS	E) Software (license)	60,250.00
United States of America	Hewlett-Packard Company	E) Storage device Kits	70,660.00
United States of America	C&G MARKETING AND MANUFACTURING	FCDM/SOLID FRONT	64,960.00
United States of America	Planson International Corporation	Fourniture équipements informatique	45,310.00
United States of America	Gartner Group, Inc.	G) Magazines etc.	88,960.00
United States of America	Gartner Group, Inc.	G) Other Publications	179,660.00
United States of America	Burton Group Inc	G) Other Publications	127,310.00
United States of America	Hewlett-Packard Company	HP COLOR LASERJET CM3530fs MFP	38,090.00
United States of America	Hewlett-Packard Company	HP COMPAQ 6000 MT PC v138	119,450.00
United States of America	Hewlett-Packard Company	HP COMPAQ 6000 MT PC v75	74,680.00
United States of America	Hewlett-Packard Company	HP COMPAQ S1922 18.5 INCH LCD	32,120.00
United States of America	Planson International Corporation	HP DESIGNJET T7100 LARGE FORMA	61,930.00
United States of America	Hewlett-Packard Company	HP LASERJET M4345x MFP PRINTER	306,870.00
United States of America	Hewlett-Packard Company	HP LASERJET M5035xs MFP PRINTE	165,790.00
United States of America	Planson International Corporation	HP LASERJET P2055DN, P/N CE459	31,500.00
United States of America	IETECH INC	I 50% OC 0057-58 EQUIP TLF MOV	38,920.00
United States of America	DEVELOPMENT GATEWAY	Instalment Agreement	40,000.00
United States of America	ID SOLUTIONS INC	Inv 1058 upgrade ECZ proj	100,000.00
United States of America	Planson International Corporation	IT EQUIPMENT BAGHDAD PILOT COU	128,390.00
United States of America	Planson International Corporation	IT EQUIPMENT BASRAH	121,080.00
United States of America	Planson International Corporation	IT EQUIPMENT ERBIL	132,950.00
United States of America	Planson International Corporation	IT EQUIPMENT HIGHER JUDICIAL C	34,180.00

Major Orders for Goods Placed by Agency During 2011 (Orders of \$30,000 or more)

AGENCY	Location of Supplier	Name of Supplier	Description of Goods	PO Value USD
UNDP Continued				
United States of America		Planson International Corporation	IT EQUIPMENT MINISTRY OF JUSTI	333,810.00
United States of America		Toyota Gibraltar Stockholdings Ltd	LanCruiser Hardtop 10 Seaters,	46,710.00
United States of America		Toyota Gibraltar Stockholdings Ltd	Land Cruiser Hardtop 10 seater, 5 d	146,480.00
United States of America		Toyota Gibraltar Stockholdings Ltd	Land Cruiser Prado TX, 5 door,	205,330.00
United States of America		Planson International Corporation	Laptop computers and printers	44,530.00
United States of America		Planson International Corporation	LEICA TS1SP (1.5 MGON) TOTAL S	40,050.00
United States of America		VIDEOCAM CORPORATION	Lente Zoom	36,270.00
United States of America		Planson International Corporation	Microsoft Office 2007 Professi	49,900.00
United States of America		SYNERGY INTERNATIONAL SYSTEMS, INC	Milestone 3	85,870.00
United States of America		SYNERGY INTERNATIONAL SYSTEMS, INC	Milestone 4	68,700.00
United States of America		SANTO DOMINGO MOTORS CO.	NISSAN FRONTIER 2011 4WD CON T	42,600.00
United States of America		Toyota Gibraltar Stockholdings Ltd	one Unit, Landruiser Prado TXL, Tur	58,130.00
United States of America		Toyota Gibraltar Stockholdings Ltd	one unit: HZJ76L-RKMRS# / KDJ1	46,930.00
United States of America		Toyota Gibraltar Stockholdings Ltd	one unit: HZJ76L-RKMRS# / KDJ150-GK	46,930.00
United States of America		Toyota Gibraltar Stockholdings Ltd	one unit: LHD Hilux Double Cab	38,460.00
United States of America		DELL MARKETING L.P.	OptiPlex 780 Desktops	80,950.00
United States of America		ORACLE USA, Inc.	Oracle database renewal contra	134,280.00
United States of America		ORACLE USA, Inc.	Oracle database renewal contract 17	179,040.00
United States of America		D LIGHT DESIGN	payment to M/s Taxila Service	104,000.00
United States of America		LIFE@SCIENCE LTD	PCR Viral load tests	31,000.00
United States of America		Toyota Gibraltar Stockholdings Ltd	PICK-UPDOUBLE CABINE 4X4	42,300.00
United States of America		Planson International Corporation	Procurement of IT equipments f	31,770.00
United States of America		Planson International Corporation	Procurement of Q-mac radios fo	145,600.00
United States of America		Planson International Corporation	Procurement of Q-mac radios for the	145,600.00
United States of America		ADVIZING IT INC	PS62869 ADQUISICION DE EQUIPOS	86,000.00
United States of America		ADVIZING IT INC	PURCHASE OF 22 DELL LAPTOP COM	39,060.00
United States of America		Planson International Corporation	PURCHASE OF COMPUTER & ACCESO	183,320.00
United States of America		Planson International Corporation	Purchase of Desktop computer	53,550.00
United States of America		Toyota Gibraltar Stockholdings Ltd	Purchase of Vehicle	44,880.00
United States of America		Toyota Gibraltar Stockholdings Ltd	Purchasing of 1 vehicle Prado	49,730.00
United States of America		UNFPA	Purchasing of Condoms	206,250.00
United States of America		Toyota Gibraltar Stockholdings Ltd	Purchasing of Hilux vehicles f	98,760.00
United States of America		Toyota Gibraltar Stockholdings Ltd	Purchasing of Hilux's vehicle	32,920.00
United States of America		LIFE@SCIENCE LTD	RAC RCC-93 PCR Viral load test	32,000.00
United States of America		RTI TECHNOLOGIES INC	RECREACION OC No. 0000007734 A	118,800.00
United States of America		COLORCRAFT OF VIRGINIA INC.	S) Printing HDR2011 FR/Summ	56,890.00
United States of America		CAMPBELL/HARRIS SECURITY EQUIPMENT CO	SEARCH KITS	37,320.00
United States of America		MINUSTAH	SERV. RENDUS/1e&2e TOURS ELECT	271,460.00
United States of America		FITCH INFORMATION INC.	Services via Web Delivery: 1Ja	61,830.00
United States of America		Hewlett-Packard Company	SERVIDOR EN CLUSTER. SEGUN COT	67,890.00
United States of America		Planson International Corporation	Sistemas de potencia ininterru	42,700.00
United States of America		Kinematics Inc.	Strong Motion Accelerograph	109,260.00
United States of America		Toyota Gibraltar Stockholdings Ltd	Sub-total price per unit	57,270.00
United States of America		ENTERPRISE SURVEILLANCE SOLUTIONS GROUP	Supply and installation of CCT	166,320.00
United States of America		MARKETING ENTERPRISES LATIN AMERICA LLC	Supply of 3 sets of Sewing Equipmen	59,700.00
United States of America		ICS Technologies, Inc.	Supply V-SAT system and Satel	40,310.00
United States of America		ICS Technologies, Inc.	Supply V-SAT system and Satellite i	66,330.00
United States of America		Toyota Gibraltar Stockholdings Ltd	Toyota Hilux, double cabin 5 seater	32,500.00
United States of America		Toyota Gibraltar Stockholdings Ltd	Toyota Land Cruiser Hardtop 5	353,950.00
United States of America		Toyota Gibraltar Stockholdings Ltd	Toyota Prado, TXL, Haiti , same as	64,820.00
United States of America		Toyota Gibraltar Stockholdings Ltd	Toyota Prado, TXL, Haiti MOSS, VHF,	64,820.00
United States of America		ADVIZING IT INC	UC Roles ; Marca:Dell;Modelo:	85,920.00
United States of America		ADVIZING IT INC	UC Roles ; Marca:Dell;Modelo: Power	85,920.00
United States of America		UNFPA - United Nations Population Fund	UNAIDS PAF South Africa Sch4	73,490.00
United States of America		PRESTIGE AUTO GROUP	Vehículo Mercedes Benz S-350	36,000.00
United States of America		UNICEF NY	Youth Edu-commu-prev-ACT 3	200,000.00
Uruguay		ABACUS S.A.	160 MINI PC ZIMPLEX	79,200.00
Uruguay		URUDATA S.A.	80% URU02018-352-031	95,100.00
Uruguay		URUDATA S.A.	AMPLIACIÓN DE SERVIDORES	95,090.00
Uruguay		INTERAGROVIAL S.A.	COMPRA DE MAQUINARIA	41,500.00
Uruguay		PORTO VARESE S.A.	DESARROLLO APLICACION APIA	31,620.00
Uruguay		LANGECOR SA	LICENCIAS DE SOFTWARE	48,320.00
Uzbekistan		'Boston Texnologiya' LLC	85% prepayment for developing	33,910.00
Venezuela (Bolivarian Rep. of)		SISTEMAS MODULARES DIVIDA C.A.	ADQUISICION E INSTALACION DE M	68,810.00
Venezuela (Bolivarian Rep. of)		MEGA IMPORT SUPPLY, C.A.	ADQUISICION, INSTALACION Y PUE	148,010.00
Venezuela (Bolivarian Rep. of)		SETRONIX C.A.	ADQUISICION, INSTALACION Y PUE	60,720.00
Venezuela (Bolivarian Rep. of)		MEGA IMPORT SUPPLY, C.A.	ColeCtor de Mano TRIMBLE GeoXm	167,550.00
Venezuela (Bolivarian Rep. of)		MEGA IMPORT SUPPLY, C.A.	Computadores Portátiles HP EL	30,140.00
Venezuela (Bolivarian Rep. of)		TECNOCOMPUTACION 3000 S.A.	E) Computer localization kits	676,570.00
Venezuela (Bolivarian Rep. of)		TECNOCOMPUTACION 3000 S.A.	E) VAT (Value Added Tax)	81,190.00
Venezuela (Bolivarian Rep. of)		MEGA IMPORT SUPPLY, C.A.	ESCANER CONTEX HD 5450 PLUS in	31,640.00
Venezuela (Bolivarian Rep. of)		MEGA IMPORT SUPPLY, C.A.	Impresora LASER HP CP4525 XH	223,750.00
Venezuela (Bolivarian Rep. of)		MEGA IMPORT SUPPLY, C.A.	Impresora LASERJET HP M9050 MF	367,630.00
Venezuela (Bolivarian Rep. of)		MODUSISTEMA, C.A.	INSTALACION DE MOBILIARIO MODU	184,150.00
Venezuela (Bolivarian Rep. of)		INVERSIONES DAVID AND JOSEPH, C.A.	Interface de reproducción de d	34,270.00
Venezuela (Bolivarian Rep. of)		MEGA IMPORT SUPPLY, C.A.	Proyector EPSON POWERLITE 1830	34,060.00
Venezuela (Bolivarian Rep. of)		PRODUCCIONES F22 C.A.	Servicios concierto por la PAZ	93,830.00
Vietnam		DU AN PHONG CHONG DAI DICH CUM O NGUOI	FRQ1 2011 72621 JP HEALTH	50,130.00
Vietnam		CUC THU Y	FRQ1 2011 72639-JP HAI II DAH	35,210.00
Vietnam		BQL DU AN DIOXIN	FRQ2 2011 71224 POP-DIOXIN	54,620.00
Vietnam		DU AN PHONG CHONG DAI DICH CUM O NGUOI	FRQ2 2011 72621 JP HEALTH	159,380.00
Virgin Islands		KLINOM HOLDING LTD	Procurement of reagents, test	34,910.00
Yemen		AL-JAWKER FOR MILITARY EQUIPMENT	COST OF TENTS	40,000.00
Yemen		MINE ACTION PROJECT	Expense Distribution	155,800.00
Yemen		MOHAMMED ALI AHMED AL-NUCIRI	Fertilizer - Urea 46%	35,000.00
Yemen		COELMO	Generators, diesel - Spares an	186,790.00
Yemen		MINE ACTION PROJECT	Jun.11 FR 47729-57560	40,730.00
Yemen		MINE ACTION PROJECT	Jun.2011 FR 57560-4000	171,920.00
Yemen		MINE ACTION PROJECT	Nov.11 FR 57560-4000	31,940.00
Yemen		YEMEN MICROFINANCE NETWORK	Oct. & Nov.11 FR 59943	41,340.00
Yemen		PROFICIENT CONSTRUCTIONS AND TRADING	OS6850-P48 PoE CHASSIS w/SSL (46,790.00
Yemen		MAM International Corp.	Trunking System by Legrand: 10	42,170.00
Zambia		NECOR ZAMBIA LTD	1000 USB modems	30,500.00
Zambia		NEW HORIZON PRINTING PRESS	4.1.1.37PrintngUnde5Cards(M&E)	88,930.00
Zambia		NYIOMBO INVESTMENTS LTD	Cost of compound D/Urea fert	30,850.00
Zambia		UNFPA	E) Contraceptive - Condoms	162,490.00
Zambia		UNFPA	E) Contraceptive - Pills	352,910.00
Zambia		NEW HORIZON PRINTING PRESS	E) Printing	36,480.00
Zambia		BOILER ROOM ADVERTISING	Expense Distribution	81,660.00
Zambia		MIPAL PRINTERS LIMITED	Expense Distribution	40,060.00
Zambia		LOCATION CHALLENGE LIMITED	Inv 0264 slots of radio place	92,140.00
Zambia		LOCATION CHALLENGE LIMITED	inv 0265 tv slots ECZ	50,440.00
Zambia		ID SOLUTIONS INC	Inv 1058 upgrade ECZ proj	100,000.00
Zambia		PRO-PRINT LTD	Priinting polling staton h/bks	74,100.00
Zambia		ZAL ELEVATORS LTD	Upon cpmpletion of civil works and	46,910.00
Zambia		STANDARD CHARTERED BANK ZAMBIA LTD	Wages for elections staff	43,340.00
Zimbabwe		ZIMOCO	26 Seater Minibus	155,250.00
Zimbabwe		THOREX CC	5.1..4.2 Replenishment laundr	32,970.00
Zimbabwe		THOREX CC	5.1..4.2 Replenishment LINEN	42,260.00
Zimbabwe		Tankery Marketing (Pvt) Ltd	6.1.2.10 Procurement of statio	52,080.00
Zimbabwe		Regal Systems	6.5.22 Procurement of Photocop	87,580.00
Zimbabwe		THOREX CC	ACT 22 Procure Cellphone Nokia	236,400.00
Zimbabwe		THOREX CC	ACT 24 Solar Chargers	52,200.00
Zimbabwe		NITRAF PVT LTD	ACT2.6.3.2 Laboratory and Glas	47,200.00
Zimbabwe		Tankery Marketing (Pvt) Ltd	Activity 6.1.2.10 HPCE505A, To	39,200.00
Zimbabwe		BRANDS TRADING	E) Customs uniforms	85,110.00
Zimbabwe		Brain care Marketing	E) Customs uniforms	52,210.00
Zimbabwe		BALLFIELD COMMODITIES	E) Laboratory Equipment	40,760.00
Zimbabwe		KINGSPORT INVESTMENTS	Ladies Dress Activity 18	31,170.00
Zimbabwe		Regal Systems	Photocopier Act 7.1.5.9	53,310.00

Major Orders for Goods Placed by Agency During 2011 (Orders of \$30,000 or more)

AGENCY			PO Value
Location of Supplier	Name of Supplier	Description of Goods	USD
UNDP Continued			
Zimbabwe	SOUTHERN AFRICAN RESEARCH AND DOCUMENTAT	Pymntforprinting baseline	40,000.00
Zimbabwe	CROCO MOTORS	Vehicles, all terrain, truck,	106,760.00
UNESCO			
Belgium	UNDP BRUSSELS	OTHER	43,582.14
Bosnia and Herzegovina	UNDP Bosnia and Herzegovina	Purchase Order	37,577.75
Brazil	Abc Importacao E Exportacao Ltda	Commodities Order	94,082.84
Brazil	Aurus Comercial E Distribuidora Ltd	Commodities Order	51,823.16
Cameroon	Intek	Purchase Order	35,300.75
Cameroon	Cameroon Motors Industries	Purchase Order	31,183.62
Cameroon	SARTESOC-STATE OF THE ART RADIO AND	Small Works Cont.	60,879.73
Canada	Transcontinental Printing G.P.	Commodities Order	47,239.11
China, Hong Kong	A. Andrews & Co. (Mail Order) Ltd.	Goods/Services relat	49,196.20
China, Hong Kong	A. Andrews & Co. (Mail Order) Ltd.	Purchase Order	78,087.60
Congo, Republic of the	ETS ILIAS ADAM	Not defined	56,778.48
Congo, Republic of the	ETS LA PATIENCE	Not defined	32,423.81
Costa Rica	CONZULTEK SA	Goods/Services relat	113,849.07
Costa Rica	Sonivision S.A.	Goods/Services relat	97,730.00
Costa Rica	ILEJI SA	OTHER	83,600.00
Denmark	DANOFFICE	Commodities Order	319,776.09
Denmark	UNOPS	Commodities Order	107,465.34
Denmark	UNOPS	Not defined	97,826.78
Denmark	PLANSON EUROPE	Not defined	40,154.00
Denmark	Bukauto A/S	Not defined	31,785.00
Denmark	DANOFFICE	Purchase Order	78,361.85
Denmark	UNOPS	Purchase Order	34,271.96
Denmark	PETER JUSTESEN COMPANY A/S	Purchase Order	32,515.00
Egypt	Gasser Abdel-Razek	OTHER	30,000.00
Ethiopia	UNECA	OTHER	55,000.00
France	OFF CALIPAGE SARL	Commodities Order	312,636.81
France	INSIGHT	Commodities Order	174,246.70
France	DELL COMPUTER S.A.	Commodities Order	142,175.38
France	BCDS	Commodities Order	137,412.85
France	APPLITECH	Commodities Order	104,785.18
France	DIVATECH	Commodities Order	98,689.31
France	CALESTOR PERIWAY	Commodities Order	97,756.32
France	XEROX	Commodities Order	85,135.74
France	YUMAN CREATION	Commodities Order	83,174.56
France	EUROP GROUPE SARL	Commodities Order	82,709.57
France	MARIETTA	Commodities Order	79,830.72
France	CFA CENTRE FABRICATION ALUMINIUM	Commodities Order	76,698.37
France	LA WASH	Commodities Order	67,823.44
France	FRANCO BELGE	Commodities Order	66,142.67
France	MISSION VIDEO	Commodities Order	61,462.62
France	RICOH France S.A.S.	Commodities Order	60,675.08
France	BCES SAS	Commodities Order	57,061.91
France	Derichebourg Energie	Commodities Order	55,582.54
France	AIC BATIMENT	Commodities Order	52,223.04
France	DOUBLON_DELL See Vendor 700193	Commodities Order	51,978.38
France	VIDEO PLUS	Commodities Order	50,283.02
France	Multicam Production	Commodities Order	47,222.48
France	NETQOST	Commodities Order	45,947.64
France	O2i SA	Commodities Order	40,276.22
France	Société Commerciale CITROEN	Commodities Order	40,276.18
France	SCOPUS OMNIBADGES	Commodities Order	40,073.23
France	ECONOCOM INFOPOINT SA	Commodities Order	40,057.10
France	EURO LIGHT SYSTEM	Commodities Order	39,418.23
France	Jean-Jacques PÉROUZE	Commodities Order	39,229.68
France	CLASS	Commodities Order	38,025.86
France	STEM PROPLETE	Commodities Order	33,289.49
France	TELINDUS FRANCE SAS	Commodities Order	33,236.99
France	PERCHE PAPIERS (GE Factofrance)	Commodities Order	32,601.91
France	HEIMANN SYSTEMS SA	Commodities Order	32,525.33
France	DG PLAFONDS SUSPENDUS	Commodities Order	32,362.04
France	COTTON BLUE SARL	Commodities Order	32,090.39
France	ATELIER MIRABEAU	Commodities Order	31,222.85
France	FRANCE DISTRIBUTION ELECTRIC	Commodities Order	31,033.83
France	STE SOPAC ENERGIE	Fee contract	848,658.00
France	MODERN RESTAURATION GESTION (MRG)	Fee contract	121,164.50
France	SOGERES	Fee contract	58,096.30
France	SOLUS'ELEC Sarl	Fee contract	39,603.31
France	MJC IMMOBAT	Fee contract	33,333.25
France	MALMENAYDE	Goods/Services relat	278,229.43
France	ANTALIS	Goods/Services relat	215,038.05
France	GTIE Air § Défense	Not defined	251,429.72
France	SAS JACKY LADUNE ET FILS	Not defined	144,136.24
France	SNEF	Not defined	140,121.50
France	LPBTP	Not defined	128,543.05
France	AIC BATIMENT	Not defined	75,610.65
France	DELTA SECURITY SOLUTIONS	Not defined	67,845.02
France	SCHINDLER SA	Not defined	45,926.64
France	CFE - Compagnie Française	Not defined	42,026.47
France	EBSCO	Not defined	34,511.33
France	DERICHEBOURG POLYURBAINE	Not defined	33,495.34
France	EBSCO INFORMATION SERVICES SAS	Not defined	32,054.86
France	PORTALP FRANCE	Not defined	31,131.73
France	E. G. E. FRANCOIS MOREL	OTHER	316,228.39
France	CEGELEC PARIS	OTHER	296,892.98
France	SOCIETE IEC ASV	OTHER	169,393.66
France	DERICHEBOURG ENVIRONNEMENT REVIVAL	OTHER	144,087.32
France	Atelier ADJ	OTHER	140,388.60
France	SILVER CONSTRUCTION	OTHER	112,784.81
France	VERTE ENTREPRISE	OTHER	100,662.72
France	EPSILON Consultants	OTHER	63,144.42
France	CLEMENCON ETS	OTHER	59,590.20
France	AGFA GEVAERT S.A	OTHER	53,957.42
France	SAR PEINTURE DECORATION SA MARTINI	OTHER	44,100.53
France	VERIZON France	OTHER	41,758.32
France	CTIP CONSEIL	OTHER	30,379.80
France	AGFA GEVAERT S.A	Purchase Order	174,609.15
France	MALMENAYDE	Purchase Order	68,155.48
France	QUANTIC SOLUTIONS SAS	Purchase Order	57,202.93
France	Derichebourg Energie	Purchase Order	55,462.18
France	ANTALIS	Purchase Order	53,027.02
France	COPADIP PAPETERIES DE FRANCE	Purchase Order	51,760.47
France	HEIDELBERG FRANCE SA	Purchase Order	34,893.70
France	LE SERVICE GRAPHIQUE	Purchase Order	33,336.42
France	NISCAYAH	ServCompany Contract	76,999.92
France	EDF	Utilities	280,920.15
France	TOTAL RAFFINAGE MARKETING	Utilities	177,112.00
Germany	Klopotek & Partner GmbH	Not defined	179,999.55
Germany	UNITED NATIONS VOLUNTEERS	OTHER	109,815.42
Guinea	Ets Elhadj Boubacar Diallo & Freres	Purchase Order	34,711.80
Iraq	Janat Al-Watan Company	Goods/Services relat	52,440.00
Iraq	AL ITESAAQ COMPANY	Goods/Services relat	44,872.00
Iraq	Reem Beladi Company	Goods/Services relat	33,400.00
Ireland	ThirdForce EP Irl Limited	Purchase Order	405,600.80
Italy	BRESCIANI	Not defined	34,801.42
Japan	TOYOTA MOTOR CORPORATION	Purchase Order	123,061.51
Jordan	Al Sami General Trade company Ltd.	Goods/Services relat	35,400.00
Kenya	UNON UNITED NATIONS OFFICE AT NAIRO	OTHER	171,982.50

Major Orders for Goods Placed by Agency During 2011 (Orders of \$30,000 or more)

AGENCY			PO Value
Location of Supplier	Name of Supplier	Description of Goods	USD
UNESCO Continued			
Malaysia	Dell Global BV Singapore Branch	Purchase Order	31,611.00
Mongolia	DDISHTV LLC	Purchase Order	80,000.00
Mongolia	TVTO Ltd	Purchase Order	60,700.00
Morocco	HONDA -Dynamic Auto s.a.r.l-	Purchase Order	34,970.24
Namibia	UNDP UNITED NATIONS DEVELOPMENT	Not defined	77,887.99
Nepal	Gauri Parbati Nirman Sewa (Pvt) Ltd	Not defined	66,711.69
Nicaragua	RDS Red de Desarrollo Sostenible de	Goods/Services relat	60,000.00
Occupied Palestinian territory	CHEMPAL COMPANY - MEDICAL AND	Not defined	243,357.00
Pakistan	UNDP UNITED NATIONS DEVELOPMENT	Not defined	102,226.00
Pakistan	Serena Hotel	Not defined	36,288.10
Pakistan	Bizco International	Purchase Order	85,069.53
Pakistan	Rehman Industries	Purchase Order	80,098.76
Pakistan	KB STRENGTHS	Purchase Order	44,288.86
Papua New Guinea	Department of Education	Not defined	30,000.00
Samoa	PETER MEREDITH & Co Ltd	Purchase Order	30,993.10
South Africa	UNIVERSITY OF WITWATERSRAND	Goods/Services relat	1,026,919.80
Switzerland	GeoSIG Ltd.	Not defined	269,075.11
Switzerland	DUCHOSAL	Not defined	228,916.45
Switzerland	FIPOI - FOND IMMEUBLES PR ORGA INT	Not defined	148,995.54
Switzerland	ROSSET ET CIE	Not defined	89,041.10
Switzerland	ISS Facility Services SA	Not defined	60,587.36
Thailand	Mercedes Benz (Thailand) Limited	Goods/Services relat	60,585.89
Thailand	FIRST INTER BUSINESS LIMITED	Purchase Order	32,716.04
Timor-Leste	Auto Timor Leste	Goods/Services relat	38,618.35
Turkey	POLINAR PLASTIK MAKINE VE KALIP SAN	Goods/Services relat	89,650.00
Uganda	MTA Computers Limited	Goods/Services relat	50,878.28
United Kingdom	MEDIWORLD LIMITED	Not defined	258,323.71
United Kingdom	CUSONS TECHNOLOGY LTD	Not defined	73,851.73
United Kingdom (Gibraltar)	STAR PROJECT VEHICLES LIMITED	Goods/Services relat	103,508.67
United Kingdom (Gibraltar)	TOYOTA GIBRALTAR STOCKHOLDINGS LTD	Not defined	98,406.44
United Republic of Tanzania	MERRYWATER LTD	Purchase Order	33,825.00
United States of America	Lenovo Inc	Commodities Order	43,951.00
United States of America	UNITED NATIONS	Not defined	42,501.31
United States of America	BLOOMBERG FINANCE LP	OTHER	99,300.00
Vietnam	Service Department for Diplomatic C	OTHER	35,000.00
Zimbabwe	Dostan Investments (Pvt) Ltd	Purchase Order	52,815.71
UNFPA			
Afghanistan	HEKMAT SHERZAI LOGISTICS & TRADING	General office furniture, equipment and supplies	49,473.39
Afghanistan	TORAN NOMAN LTD	IT and Communications	159,605.83
Afghanistan	AFGHAN ARWIN LTD	Medical Devices, Supplies and Anatomical Models	54,486.08
Albania	MONTAL SHPK	Medical Devices, Supplies and Anatomical Models	396,922.44
Albania	MARKETING DISTRIBUTION	Medical Devices, Supplies and Anatomical Models	97,619.41
Albania	JAPAN SERVICE SHPK	Transportation Equipment	36,180.91
Bangladesh	TECHNOMEDIA LTD	General office furniture, equipment and supplies	78,726.20
Bangladesh	INFORMATION SOLUTIONS LIMITED	IT and Communications	2,310,576.98
Bangladesh	DEVNET LIMITED	IT and Communications	422,283.52
Bangladesh	LERICA TRADING CO BANGLADESH PVT LTD	Medical Devices, Supplies and Anatomical Models	35,458.14
Bangladesh	PACIFIC MOTORS LIMITED	Transportation Equipment	442,629.76
Belgium	SASMAR LIMITED	Contraceptives	303,434.65
Benin	SOCIETE EQUIMED	Medical Devices, Supplies and Anatomical Models	32,755.51
Benin	CENTRALE D'ACHAT DES MEDICAMENTS	Medical Devices, Supplies and Anatomical Models	31,687.54
Benin	CFAO MOTORS - BENIN	Transportation Equipment	74,888.99
Botswana	MOTOR HOLDINGS GABORONE	Transportation Equipment	35,724.12
Burundi	GLOBAL TRADERS	Transportation Equipment	35,652.17
Canada	COLLABORATION SANTE INTERNATIONALE	General office furniture, equipment and supplies	37,871.04
Central African Republic	SOCIETE SUPEXO	General office furniture, equipment and supplies	59,157.85
Central African Republic	CARITAS CENTRAFRIQUE	General office furniture, equipment and supplies	58,857.01
Central African Republic	AGORA (SERVICE GLOBAL DE COMMUNICATION)	General office furniture, equipment and supplies	39,170.96
Central African Republic	DAMECA	General office furniture, equipment and supplies	34,271.89
Central African Republic	MAGASIN RIAD	General office furniture, equipment and supplies	30,392.92
Central African Republic	ROFFE PHARMA	Pharmaceuticals	57,745.93
Central African Republic	CFAO	Transportation Equipment	73,634.05
Chad	LE FOYO	General office furniture, equipment and supplies	32,337.21
Chad	PEV/MSP/TCHAD	Medical Devices, Supplies and Anatomical Models	74,152.59
China	GUILIN LATEX FACTORY	Contraceptives	4,748,848.59
China	TIANJIN HUMAN-CARE LATEX CORPORATION	Contraceptives	2,786,157.14
China	QINGDAO DOUBLE BUTTERFLY GROUP CO. LTD	Contraceptives	2,223,291.22
China	SHANGHAI KOYO-ANP I & E CO LTD	General office furniture, equipment and supplies	83,794.00
China	PEAK INTERNATIONAL TRADE (TIANJIN) CO	Medical Devices, Supplies and Anatomical Models	2,104,679.72
China	CHINA NATIONAL MEDICAL EQUIPMENT	Medical Devices, Supplies and Anatomical Models	127,950.00
China	UNDP	Medical Devices, Supplies and Anatomical Models	59,646.24
China	BEIJING AO JI TONG FENG RUI AUTO SALES	Transportation Equipment	31,916.28
China, Hong Kong	TOP SOURCES TRADING LTD	General office furniture, equipment and supplies	53,970.00
Colombia	DELL MARKETING L.P.	IT and Communications	99,709.12
Congo, Republic of the	GRASSET SPORAFRIC S.A.	General office furniture, equipment and supplies	43,057.69
Congo, Republic of the	ETS LE METROPOLIS	General office furniture, equipment and supplies	34,029.08
Cote d'Ivoire	BOLLORE AFRICA LOGISTICS COTE D'IVOIRE	General office furniture, equipment and supplies	55,638.98
Cote d'Ivoire	LIBRAIRIE DE FRANCE GROUPE	General office furniture, equipment and supplies	51,210.26
Cote d'Ivoire	2B PUB	General office furniture, equipment and supplies	30,271.70
Cote d'Ivoire	BLESSING GLOBAL TRADING & TOUR	IT and Communications	79,191.36
Cote d'Ivoire	ONAM PRESTATIONS ET DIVERS	IT and Communications	50,518.75
Cote d'Ivoire	BATECHNOLOGIES	IT and Communications	35,774.68
Cote d'Ivoire	DIXIE MULTI SERVICES	IT and Communications	34,983.98
Cote d'Ivoire	GIMED	Medical Devices, Supplies and Anatomical Models	33,740.54
Cote d'Ivoire	ENTREPRISE IVOIRE LABO SERVICES	Medical Devices, Supplies and Anatomical Models	31,481.23
Cote d'Ivoire	CÔTE D'IVOIRE-EQUIPEMENTS	Medical Devices, Supplies and Anatomical Models	30,667.96
Cote d'Ivoire	SOCIETE DE DISTRIBUTION	Transportation Equipment	32,492.42
Democratic Rep. of the Congo	ASRAMES	Contraceptives	49,105.96
Democratic Rep. of the Congo	INSTAPRINT	General office furniture, equipment and supplies	106,474.57
Democratic Rep. of the Congo	CYBERNET SPRL	IT and Communications	33,366.00
Democratic Rep. of the Congo	ESSOR EQUIPEMENTS	Medical Devices, Supplies and Anatomical Models	328,540.00
Democratic Rep. of the Congo	BANGOLO CAMILLE	Medical Devices, Supplies and Anatomical Models	49,200.00
Democratic Rep. of the Congo	DEPOT PHARMA ENAPH I.T.M ETS	Medical Devices, Supplies and Anatomical Models	39,588.00
Denmark	PHOENIX DESIGN AID A/S	General office furniture, equipment and supplies	38,226.00
Denmark	ADVIZING IT LTD	IT and Communications	1,588,421.77
Denmark	DANOFFICE TRADING	IT and Communications	934,881.64
Denmark	dan:office	IT and Communications	373,705.10
Denmark	PLANSON EUROPE	IT and Communications	214,400.67
Denmark	DANIMEX COMMUNICATION LTD	IT and Communications	80,512.26
Denmark	UNICEF SUPPLY DIVISION	Medical Devices, Supplies and Anatomical Models	1,406,243.79
Denmark	UNOPS	Transportation Equipment	8,283,055.49
Denmark	UNOPS	Transportation Equipment	88,968.75
Ecuador	BAYER S A	Contraceptives	4,159,724.00
Egypt	MOBICA	General office furniture, equipment and supplies	167,064.65
Egypt	RICHMOND GROUP EGYPT	General office furniture, equipment and supplies	94,194.41
Egypt	PROFESSIONAL	IT and Communications	76,091.45
Egypt	MAKRO CASH & CARRY EGYPT	Pharmaceuticals	52,720.70
El Salvador	MH-PDDH-RLA6R41A-PREVENCIÓN DE ITS/VIH	Contraceptives	74,800.00
Ethiopia	AMESTEL FAST FOOD AND VEGETABLE	Medical Devices, Supplies and Anatomical Models	39,790.02
Finland	BAYER SCHERING PHARMA OY	Contraceptives	8,133,000.00
Finland	Naps System OY	General office furniture, equipment and supplies	76,148.15
France	LABORATOIRE HRA PHARMA	Contraceptives	106,423.29
France	NEXTIRAONE FRANCE SAS	IT and Communications	148,781.94
France	INTERNATIONAL SOS	Medical Devices, Supplies and Anatomical Models	110,707.00
France	QIAGEN S A	Medical Devices, Supplies and Anatomical Models	57,853.65
Gabon	GABON MECA	IT and Communications	40,080.21
Germany	BAYER SCHERING PHARMA AG	Contraceptives	14,205,770.17
Germany	HELM AG	Contraceptives	3,634,000.00
Germany	STAEDTLER MARS GMBH & CO KG	General office furniture, equipment and supplies	94,959.13
Germany	F UNDUITSCH GMBH	IT and Communications	319,348.08

Major Orders for Goods Placed by Agency During 2011 (Orders of \$30,000 or more)

AGENCY			PO Value
Location of Supplier	Name of Supplier	Description of Goods	USD
UNFPA Continued			
Germany	MSS MANAGED SECURITY GMBH	IT and Communications	242,160.70
Germany	FLEISCHHACKER GMBH AND CO. KG	Medical Devices, Supplies and Anatomical Models	4,277,034.28
Ghana	KINGDOM BOOKS AND STATIONERY	General office furniture, equipment and supplies	39,951.75
Ghana	HALLEL VENTURES	Medical Devices, Supplies and Anatomical Models	90,856.49
Guinea	MARELA ING & BUSINESS S A R L	General office furniture, equipment and supplies	32,067.37
Guinea	NELAB-PRESTATION	Medical Devices, Supplies and Anatomical Models	104,384.93
Hungary	GEDEON RICHTER plc.	Contraceptives	120,204.50
India	INDUS MEDICARE LIMITED	Contraceptives	1,186,239.50
India	SURETEX PROPHYLACTICS INDIA LIMITED	Contraceptives	755,100.00
India	PREGNA INTERNATIONAL LIMITED	Contraceptives	439,734.67
India	SMB CORPORATION OF INDIA	Contraceptives	355,245.32
India	HEXAWARE TECHNOLOGIES LTD.	IT and Communications	79,905.00
India	EASTERN SURGICAL COMPANY	Medical Devices, Supplies and Anatomical Models	233,425.00
Indonesia	PT. DWITAMA INTERAKSI SELARAS	General office furniture, equipment and supplies	37,448.69
Indonesia	Dharma Polimetal, PT	Medical Devices, Supplies and Anatomical Models	307,695.64
Indonesia	PT. TOYOTA ASTRA MOTOR	Transportation Equipment	34,491.66
Israel	ORGENICS LTD.	Pharmaceuticals	144,000.00
Italy	ERRECI SRL	General office furniture, equipment and supplies	35,417.19
Italy	KARISMEDICA S R L	Medical Devices, Supplies and Anatomical Models	1,052,299.42
Japan	TOYOTA MOTOR CORPORATION	Transportation Equipment	48,087.57
Japan	ORIENT TRADING CO LTD	Transportation Equipment	32,008.31
Jordan	AL-MUNSHED TRADE CO	Medical Devices, Supplies and Anatomical Models	39,703.83
Kenya	UN OFFICE AT NAIROBI (UNON)	IT and Communications	30,496.01
Kenya	WOMAN AND CHILD INITIATIVE	Medical Devices, Supplies and Anatomical Models	96,520.00
Kenya	ISLAMIC RELIEF	Medical Devices, Supplies and Anatomical Models	94,000.03
Kenya	DEVELOPMENT INITIATIVE ACCESS LINK	Medical Devices, Supplies and Anatomical Models	80,200.00
Kenya	D T DOBIE + CO K LIMITED	Transportation Equipment	35,690.00
Korea, Republic of	UNIDUS CORPORATION SEOHUNG	Contraceptives	1,109,146.00
Lebanon	CENTURY MOTOR CO S A L	Transportation Equipment	77,400.00
Lebanon	BISCO S A R L	Transportation Equipment	59,900.00
Liberia	Cross Words Ltd.	IT and Communications	88,615.00
Liberia	SHARAN ENTERPRISES	Medical Devices, Supplies and Anatomical Models	58,488.00
Liberia	B-KAY PHARMACY	Medical Devices, Supplies and Anatomical Models	36,341.00
Liberia	AA Enterprise	Transportation Equipment	65,000.00
Madagascar	Ets VOVONANA	Medical Devices, Supplies and Anatomical Models	95,683.07
Madagascar	SICKMED	Medical Devices, Supplies and Anatomical Models	74,439.24
Madagascar	OCEAN TRADE	Transportation Equipment	86,050.10
Madagascar	SOCIÉTÉ SITMA S A	Transportation Equipment	45,486.08
Malawi	MALAWI HEALTH SWAp	Medical Devices, Supplies and Anatomical Models	150,000.00
Malaysia	KAREX INDUSTRIES SDN BHD	Contraceptives	1,992,020.20
Malaysia	INNOLATEX SDN BHD	Contraceptives	458,679.00
Malaysia	DELL GLOBAL B V SINGAPORE BRANCH	IT and Communications	222,664.00
Mali	ORANGE MALI SA	IT and Communications	39,052.58
Mali	PKC	IT and Communications	31,548.67
Mali	LOGISTICS SANTE	Medical Devices, Supplies and Anatomical Models	49,952.33
Mauritania	COMPAGNIE GENERALE D'AUTOMOBILE	Transportation Equipment	34,296.03
Mexico	ELIGE RED DE JOVENES POR LOS DERECHOS	Medical Devices, Supplies and Anatomical Models	60,000.00
Mongolia	MASTER PRINT LLC	IT and Communications	152,841.78
Mongolia	Summit Com Tech Co., Ltd	IT and Communications	75,295.06
Mongolia	Online Center Co., Ltd	IT and Communications	69,895.00
Mongolia	MCS Electronics LLC	IT and Communications	35,819.76
Mongolia	SANKOU MARKETING MONGOLIA LLC	IT and Communications	34,619.20
Mongolia	H&H CO.,LTD	Medical Devices, Supplies and Anatomical Models	106,150.00
Mongolia	INTER SCIENCE LLC	Medical Devices, Supplies and Anatomical Models	81,005.65
Mongolia	KIEL TUUL CO LTD	Medical Devices, Supplies and Anatomical Models	33,630.82
Mongolia	Khurd Auto Co., Ltd	Transportation Equipment	271,720.68
Mozambique	PAPERS & SERVICES LDA	General office furniture, equipment and supplies	41,957.89
Mozambique	VIBRACOES LDA	IT and Communications	117,072.60
Mozambique	Bytes & Pieces, Lda	IT and Communications	45,726.47
Nauru	ALTEL-TELECOMUNIC E SISTEMAS LDA	IT and Communications	302,889.60
Netherlands	N.V. ORGANON	Contraceptives	8,595,277.89
Netherlands	MSD OSS BV	Contraceptives	345,217.81
Netherlands	IMRES	Medical Devices, Supplies and Anatomical Models	8,869,136.47
Netherlands	SVIZERA EUROPE B V	Medical Devices, Supplies and Anatomical Models	516,534.98
Nicaragua	DISTRIBUIDORA LA UNIVERSAL	General office furniture, equipment and supplies	41,594.96
Niger	ACCES AUX SERVICES SR ACCRU	General office furniture, equipment and supplies	174,137.48
Niger	REPRESENTATION C+A MULTI	Pharmaceuticals	36,896.44
Nigeria	FOBAC EQUIPMENT MFG CO LIMITED	Medical Devices, Supplies and Anatomical Models	101,652.75
Nigeria	PATHFINDER INTERNATIONAL	Pharmaceuticals	31,542.00
Nigeria	SAFMARINE	Transportation Equipment	99,871.26
Nigeria	APM TERMINALS APAPA LIMITED	Transportation Equipment	49,365.39
Nigeria	PIL NIGERIA LIMITED	Transportation Equipment	41,886.02
Nigeria	RICHARD JACKSON AND SONS LIMITED	Transportation Equipment	33,253.13
Nigeria	NAHCO	Transportation Equipment	31,859.67
Occupied Palestinian territory	CHEMPAL CO.	Medical Devices, Supplies and Anatomical Models	56,279.00
Occupied Palestinian territory	Zant CO. for Medical Supplies & Labs	Medical Devices, Supplies and Anatomical Models	54,387.00
Occupied Palestinian territory	Jamal Omar Masri Co.	Transportation Equipment	37,500.00
Pakistan	MEGAPLUS	Not defined	38,400.12
Pakistan	SHAHZAD ENTERPRISES	Medical Devices, Supplies and Anatomical Models	58,912.28
Pakistan	TALIB BROTHERS ENGINEERING WORKS	Medical Devices, Supplies and Anatomical Models	51,935.03
Pakistan	MACCA FREIGHT SYSTEM	Premises, rent, purchase, construction and alteration	36,820.82
Pakistan	TOYOTA G T MOTORS	Transportation Equipment	65,209.31
Papua New Guinea	ELA MOTORS	Transportation Equipment	32,937.50
Peru	HONDA DEL PERU S A	Transportation Equipment	31,175.88
Philippines	GOLDEN SMILES MERCHANDISE	Medical Devices, Supplies and Anatomical Models	296,067.68
Philippines	A M RAMOS TRADING	Medical Devices, Supplies and Anatomical Models	153,443.07
Philippines	MEDICAL GALLERY TRADING CO.	Medical Devices, Supplies and Anatomical Models	125,142.40
Philippines	Standard Medical Supplies	Medical Devices, Supplies and Anatomical Models	65,878.47
Senegal	LA MAISON DU MEDECIN	Medical Devices, Supplies and Anatomical Models	53,476.76
Sierra Leone	COMPUTER SHOP	Not defined	40,982.50
Sierra Leone	MOLIBA INTERNATIONAL CONSTRUCTION AND	Medical Devices, Supplies and Anatomical Models	98,253.00
Sierra Leone	OVERSEAS TRADING & CONSTRUCTION COMPANY	Medical Devices, Supplies and Anatomical Models	60,562.00
Sierra Leone	NESTPHARMA LTD	Medical Devices, Supplies and Anatomical Models	38,892.28
Singapore	FLEISCHHACKER LLP	Medical Devices, Supplies and Anatomical Models	79,833.53
Somalia	Somali Business Machines Ltd	IT and Communications	34,063.00
Somalia	COMMUNITY CONCERN ORGANISATION	Medical Devices, Supplies and Anatomical Models	39,050.00
Somalia	HUMAN DEVELOPMENT CONCERN	Medical Devices, Supplies and Anatomical Models	36,300.00
Somalia	SOMALI RELIEF AND DEVELOPMENT SOCIETY	Medical Devices, Supplies and Anatomical Models	36,205.00
South Africa	ZEERUST TOYOTA	Transportation Equipment	79,522.39
Sri Lanka	BENHAM INTERNATIONAL PVT LTD	Medical Devices, Supplies and Anatomical Models	126,172.82
Sri Lanka	Sri Lanka State Trading (Gen) Corporatio	Medical Devices, Supplies and Anatomical Models	105,165.57
Sudan	WFP EMERGENCY OPERATION IN SUDAN	General office furniture, equipment and supplies	70,485.00
Sudan	S F C TRADING SERVICES	IT and Communications	46,856.50
Sudan	WORLD TRADE CENTER	Medical Devices, Supplies and Anatomical Models	85,527.14
Sudan	Eurochamp Limited	Premises, rent, purchase, construction and alteration	57,920.00
Swaziland	SGL Technologies (Pty) Ltd	IT and Communications	30,511.52
Sweden	VOLVO CAR INTL CUSTOMER SALES (VCIC)	Transportation Equipment	30,086.00
Switzerland	UNHCR Geneva	General office furniture, equipment and supplies	110,000.00
Syrian Arab Republic	MUHAMMED MUGHRABI COSTANTINI	Medical Devices, Supplies and Anatomical Models	66,115.73
Syrian Arab Republic	SHARIKET ALAMIR LIL MAWAD AL-TIBEYA	Medical Devices, Supplies and Anatomical Models	53,333.33
Thailand	SURETEX LIMITED	Contraceptives	1,015,022.76
Timor-Leste	CENSUS PROJECT	General office furniture, equipment and supplies	216,276.00
Timor-Leste	SILVIA XEROX	General office furniture, equipment and supplies	64,000.00
Timor-Leste	Zeon International	General office furniture, equipment and supplies	33,074.50
Turkey	ASEL ELEKTRIK IN?AAT VE GIDA SAN TIC LTD	IT and Communications	74,549.11
Uganda	THE COOPER MOTOR CORPORATION (U) LTD	Medical Devices, Supplies and Anatomical Models	198,583.00
Uganda	ATLAS PROCUREMENT CONSULT LIMITED	Medical Devices, Supplies and Anatomical Models	126,411.29
United Arab Emirates	WFP Field & Emergency Support Office	Transportation Equipment	236,422.71
United Arab Emirates	UN-WFP	Transportation Equipment	173,346.27
United Arab Emirates	BILCO TRADING LLC	Transportation Equipment	31,900.00

Major Orders for Goods Placed by Agency During 2011 (Orders of \$30,000 or more)

AGENCY			PO Value
Location of Supplier	Name of Supplier	Description of Goods	USD
UNFPA Continued			
United Kingdom	THE FEMALE HEALTH COMPANY	Contraceptives	16,598,166.00
United Kingdom	MALLORY INTERNATIONAL LIMITED	General office furniture, equipment and supplies	91,843.77
United Kingdom	Cromwell Tools Limited	IT and Communications	895,570.75
United Kingdom	DRS DATA SERVICES LIMITED	IT and Communications	161,728.59
United Kingdom (Gibraltar)	GIBRALTAR STOCKHOLDINGS LTD	Transportation Equipment	721,541.78
United Kingdom (Gibraltar)	TOYOTA GIBRALTAR STOCKHOLDINGS LTD	Transportation Equipment	330,399.87
United Republic of Tanzania	SIMPLY COMPUTERS	IT and Communications	87,188.00
United Republic of Tanzania	BUSINESS MACHINES (T) LTD	IT and Communications	49,000.00
United States of America	ENVIRONMENTAL SYSTEMS RESEARCH INSTITUTE	Not defined	36,954.59
United States of America	PFIZER OVERSEAS LLC (EXPORT DIVISION)	Contraceptives	12,158,512.30
United States of America	OFFICE DEPOT	General office furniture, equipment and supplies	65,500.00
United States of America	MACRO INTERNATIONAL INC	General office furniture, equipment and supplies	56,757.00
United States of America	DAN OFFICE APS	General office furniture, equipment and supplies	32,703.00
United States of America	CISCO SYSTEMS, INC	IT and Communications	497,991.64
United States of America	CONTINENTAL RESOURCES INC	IT and Communications	205,520.00
United States of America	HEWLETT PACKARD COMPANY	IT and Communications	104,613.52
United States of America	Emerging Markets Communications	IT and Communications	76,848.00
United States of America	NXO AMERICAS INC	IT and Communications	42,506.20
United States of America	PLANSON INTERNATIONAL CORPORATION	IT and Communications	41,093.00
United States of America	TERRA TELECOM, LLC	IT and Communications	39,800.58
United States of America	InfraNet Solutions Inc.	IT and Communications	37,859.50
United States of America	CAVALIER OFFICE PRODUCTS	IT and Communications	34,611.00
United States of America	WOMANCARE GLOBAL	Medical Devices, Supplies and Anatomical Models	193,290.50
United States of America	GAUMARD SCIENTIFIC COMPANY	Medical Devices, Supplies and Anatomical Models	71,760.00
United States of America	CLINICAL INNOVATIONS LLC	Medical Devices, Supplies and Anatomical Models	38,800.00
Zimbabwe	TOTAL ZIMBABWE	General office furniture, equipment and supplies	294,120.94
Zimbabwe	TRISTAR INSURANCE COMPANY LTD	General office furniture, equipment and supplies	38,372.02
Zimbabwe	RANK ZIMBABWE	General office furniture, equipment and supplies	35,804.04
Zimbabwe	EDISAN PRODUCTS P L TA TOP PLA	General office furniture, equipment and supplies	32,305.00
Zimbabwe	KINGSPORT INVESTMENT P/L	General office furniture, equipment and supplies	30,841.50
Zimbabwe	FIRSTPACK MARKETING PVT LTD	General office furniture, equipment and supplies	30,807.33
Zimbabwe	ARKMATE P/L	IT and Communications	50,138.00
Zimbabwe	BRIGHT PHARMACIES	Medical Devices, Supplies and Anatomical Models	39,134.95
Zimbabwe	FLATBRIDGE MEDICAL P/L	Medical Devices, Supplies and Anatomical Models	37,275.00
Zimbabwe	ACREHALL INVESTMENTS PVT LTD	Medical Devices, Supplies and Anatomical Models	32,300.00
Zimbabwe	WORLD BICYCLE RELIEF PVT LTD	Transportation Equipment	57,971.50
UNHCR			
Afghanistan	JUBAILI BROS L.L.C.	AIR COOLED POWER GENERATORS	43,000.00
Afghanistan	AFTECH INTERNATIONAL PVT. LTD.	COMPUTERS	52,350.00
Afghanistan	AFGHAN NATIONAL PETROLEUM CO. LTD	DIESEL	500,000.00
Afghanistan	Haji Baba Fuel Pump station	DIESEL	176,756.63
Afghanistan	Khalid Safi Trading Co. Ltd	DIESEL	144,000.00
Afghanistan	AHMAD OMAR EMRAN LTD	DOORS/ WINDOWS/ GLASS	2,416,980.00
Afghanistan	SHAH LTD	DOORS/ WINDOWS/ GLASS	2,414,802.50
Afghanistan	NAWID RASOOLI METAL MACHINE	DOORS/ WINDOWS/ GLASS	941,600.00
Afghanistan	JAWAD HABIB ABDULLAH LTD	DOORS/ WINDOWS/ GLASS	618,612.50
Afghanistan	BROMPTON INTERNATIONAL	PREFABRICATED House	241,770.00
Afghanistan	JUBAILI BROS L.L.C.	WATER COOLED POWER GENERATORS	85,000.00
Algeria	TOYOTA ALGERIE	MINIBUSES/ BUSES	56,779.78
Angola	SRMIA	AGRICULTURE/FARM EQUIP	88,260.00
Australia	CODAN LTD.	HF EQUIPMENT	132,424.84
Bangladesh	Kanon	COOKING POTS/PANS/KETTLES	32,442.43
Belarus	ATLANT-M VOSTOK	MINIBUSES/ BUSES	40,640.00
Belgium	ALPINTER	BLANKETS	1,105,056.00
Belgium	ATLAS COPCO AIRPOWER N.V	FORMING TOOLS	33,172.00
Belgium	ALPINTER	PLASTIC PRODUCTS (SHEETS & ROL	437,276.00
Belgium	ALPINTER	TENT/ CAMP/ OUTDOOR EQUIP/ ACC	7,048,918.86
Belgium	ALPINTER	WATER CANS	300,896.00
Botswana	Engen Marketing Botswana	FUEL TANK	56,849.34
Botswana	TRIDENT FRANCISTOWN PTY LTD	MAIZE/CORN	180,369.04
Botswana	Builders World Francistown	STRUCTURAL MATERIALS (TIMBER,	31,367.64
Botswana	Builders World Francistown	TOOL KITS	52,272.41
Burundi	INTERPETROL BURUNDI	DIESEL	1,795,680.11
Cameroon	ETS GAS	CLOTHING	81,310.17
Cameroon	SITRACEL	PERSONAL CARE PRODUCTS	217,752.14
Cameroon	COMPLEXE CHIMIQUE INDUSTRIEL DU CAMEROUN	SOAP/CLEANING /HYGIENE SUPPLIE	1,207,235.31
Cameroon	NOSA SARL	SOAP/CLEANING /HYGIENE SUPPLIE	37,792.68
Central African Republic	MENUISERIE ROMAIN SERVICES	CONSTRUCTION SUPPORT EQUIPMENT	825,000.00
Central African Republic	DJERAZENE ALI	CONSTRUCTION SUPPORT EQUIPMENT	48,208.89
Central African Republic	TOTAL CENTRAFRIQUE	DIESEL	73,309.65
Central African Republic	ETS FASHION SHOW	FABRICS/ LEATHER MATERIALS	67,501.33
Central African Republic	CFAO	MOTORIZED CYCLES	35,985.82
Central African Republic	TOTAL CENTRAFRIQUE	PETROL/BENZINE	49,868.40
Central African Republic	GET GROUP.FZE	REGISTRATION EQUIP	34,252.09
Central African Republic	ROYALE IMPORT EXPORT	ROOFING MATERIAL	201,278.56
Central African Republic	HUILERIE SAVONNERIE CENTRAFRICAINE	SOAP/CLEANING /HYGIENE SUPPLIE	268,347.60
Central African Republic	DAMECA	TOOL KITS	50,038.37
Central African Republic	E-SOLAR	WATER COOLED POWER GENERATORS	30,740.73
Central African Republic	CHINA GEO ENGINEERING CORPORATION	WATER TREATMENT EQUIP/ SUPPL	34,711.45
Chad	LIBYA OIL TCHAD SA	DIESEL	2,243,269.99
Chad	SOCIETE DES PRODUITS PETROLIERS TCHAD	DIESEL	1,150,787.67
Chad	SOPETRANS	DIESEL	932,245.38
Chad	TOTAL MARKETTING TCHAD	DIESEL	291,314.98
Chad	ABDELATIF MAHAMAT NOUR	DIESEL	133,302.85
Chad	SOCIETE DES PRODUITS PETROLIERS TCHAD	FUEL TANK	634,756.03
Chad	Entreprise de Grands Travaux (E.G.T)	FUEL TANK	56,317.15
Chad	MINURCAT	GENERAL CARGO TRUCKS	178,436.49
Chad	MINURCAT	MATERIAL HANDLING EQUIP	51,079.40
Chad	LIBRAIRIE DU LAC	OFFICE FURNITURE	37,332.71
Chad	LIBYA OIL TCHAD SA	OILS	149,663.49
Chad	AL RAHMA	POWER GENERATORS	68,581.07
Chad	ADOUM AHMAT ABDERAMAN	SPARE PARTS/ ACCESSORIES	107,741.87
Chad	AHMADOU ELHADJ-HALIDOU	TYRES/ TYRE TUBES	40,882.59
Chad	TRACTAFRIC	WATER COOLED POWER GENERATORS	117,436.50
Chad	SCRIT (MAHAMAT ALI AMADAYE)	WATER PUMPS	101,632.67
China	PEAK INTERNATIONAL TRADE(TIANJIN) CO.	BAKERY PRODUCTS	187,680.00
China	ANHUI TEA IMP. & EXP. CO., LTD	BEVERAGES	538,535.90
China	QINGDAO GYOHAI EN TECH CO. LTD.	PLASTIC PRODUCTS (SHEETS & ROL	3,566,442.25
China	IFOUR LIMITED	SOFTWARE	51,334.70
China	ITI COMPANY SHANGHAI LIMITED	WATER CANS	69,000.00
China	SHANGHAI KOYO-ANP IMP.&EXP.CO	WATER COOLED POWER GENERATORS	130,172.00
Colombia	POLYMARKET LTDA	CLOTHING	30,904.84
Colombia	DATA POWER S.A.S.	COMPUTERS	46,957.09
Congo, Republic of the	HYDRO DISTRIBUTION	DIESEL	39,916.86
Congo, Republic of the	X-OIL CONGO	DIESEL	36,339.76
Congo, Republic of the	MECA - CONGO	FUEL TANK	30,235.71
Congo, Republic of the	X-OIL CONGO	PETROL/BENZINE	117,579.00
Cote d'Ivoire	Laser Informatique	COMPUTERS	44,709.65
Cote d'Ivoire	SARI	MOTORIZED CYCLES	98,928.28
Cote d'Ivoire	SOCIDA	PASSENGER VEHICLES	87,806.69
Cote d'Ivoire	TOLES IVOIRES S.A.	ROOFING MATERIAL	66,319.56
Democratic Rep. of the Congo	ENGEN	DIESEL	998,828.71
Democratic Rep. of the Congo	ENGEN RDC	DIESEL	339,085.00
Democratic Rep. of the Congo	AFRI.COM	DIESEL	111,800.00
Democratic Rep. of the Congo	GTZ, FEDERAL REPUBLIC OF GERMANY(GTZ)PO	DOORS/ WINDOWS/ GLASS	63,675.00
Democratic Rep. of the Congo	ALLSTONE	MARINE TRANSPORT	54,238.91
Democratic Rep. of the Congo	ZAHIRA SPRL	MINIBUSES/ BUSES	164,700.00
Democratic Rep. of the Congo	WAGENIA PHARMA	MISC LABORATORY EQUIP/SUPPL	167,334.66
Democratic Rep. of the Congo	PRODIMPEX YAMAHA	MOTORIZED CYCLES	94,000.00
Democratic Rep. of the Congo	MAISON TONDE TONDE	ROOFING MATERIAL	110,880.00

Major Orders for Goods Placed by Agency During 2011 (Orders of \$30,000 or more)

AGENCY			PO Value
Location of Supplier	Name of Supplier	Description of Goods	USD
UNHCR Continued			
Democratic Rep. of the Congo	MAISON JOHNANTO	ROOFING MATERIAL	95,367.00
Democratic Rep. of the Congo	ETS MAKASI MULTI-SERVICES SPRL	ROOFING MATERIAL	81,000.00
Democratic Rep. of the Congo	CMM PHARMANS	SPECIALIZED DRUGS	216,401.00
Democratic Rep. of the Congo	CFAO MOTORS RDC	TYRES/ TYRE TUBES	64,828.00
Democratic Rep. of the Congo	MATALA TRADING	TYRES/ TYRE TUBES	63,000.00
Denmark	DANIMEX COMMUNICATION	ANTENNAS/ ANTENNA ACCESSORIES	172,022.01
Denmark	DANOFFICE PLC	COMPUTERS	6,426,691.37
Denmark	PLANSON EUROPE	COMPUTERS	1,781,727.00
Denmark	BUKKEHAVE GLOBAL SPARE PARTS FZE	GENERAL CARGO TRUCKS	167,302.72
Denmark	DANIMEX COMMUNICATION	HF EQUIPMENT	421,718.45
Denmark	DANOFFICE PLC	MISC COMPUTER EQUIP/SUPPL	39,354.50
Denmark	DANOFFICE PLC	MISC OFFICE EQUIP	38,452.06
Denmark	DANOFFICE PLC	MISC TELECOMS ACCESSORIES	31,528.50
Denmark	BESTNET A/S	MOSQUITO NET	1,003,289.00
Denmark	KJAER +KJAER A/S	MOTORIZED CYCLES	238,174.66
Denmark	UNICEF SUPPLY DIVISION	NEEDLES/ SYRINGES	41,737.80
Denmark	DANOFFICE PLC	NETWORK COMPONENTS / ACCESS	137,559.14
Denmark	DANCASS A/S	REGISTRATION SUPPLIES	34,359.54
Denmark	DANOFFICE PLC	SECURITY/ DETECTION EQUIP/ SUP	48,900.00
Denmark	DANIMEX COMMUNICATION	TELECOMS ACC/ SMALL HARDWARE	87,572.47
Denmark	BUKKEHAVE GLOBAL SPARE PARTS FZE	TYRES/ TYRE TUBES	67,828.00
Denmark	DANIMEX COMMUNICATION	UHF EQUIPMENT	33,923.10
Denmark	UNICEF SUPPLY DIVISION	VACCINES	512,515.93
Denmark	DANIMEX COMMUNICATION	VHF EQUIPMENT	190,198.10
Djibouti	ETABLISSEMENTS WASSEL	COOKING STOVES	32,768.36
Djibouti	TOTAL DJIBOUTI	DIESEL	54,760.16
Djibouti	TOTAL	DIESEL	40,042.38
Djibouti	SDVK, sarl	FUELS (UNSPECIFIED)	209,603.40
Djibouti	A.C.RIES	PASSENGER VEHICLES	35,203.00
Djibouti	ETABLISSEMENTS WASSEL	SOAP/CLEANING /HYGIENE SUPPLIE	68,361.58
Djibouti	SUPERMARCHE ALGAMIL	SOAP/CLEANING /HYGIENE SUPPLIE	67,570.62
Djibouti	RED SEA AUTOMOTIVE FZCO	TERRAIN VEHICLES	233,156.00
Djibouti	ENTREPRISE GO AMIN	WATER TREATMENT EQUIP/ SUPPL	134,440.68
Djibouti	ENTREPRISE DAASBIYO	WATER TREATMENT EQUIP/ SUPPL	94,598.76
Djibouti	ENTREPRISE DUR-DUR	WATER TREATMENT EQUIP/ SUPPL	56,065.08
Djibouti	CENTRE D'ETUDE ET DE RECHERCHE DE DJI	WATER TREATMENT EQUIP/ SUPPL	49,717.51
Djibouti	ENTREPRISE AL SHEYKI	WATER TREATMENT EQUIP/ SUPPL	47,295.31
Egypt	Soft foam	BEDCLOTHES/ MATRESSES/ TOWELS	187,060.00
Egypt	Sherkat Alesfeng Almasria	BEDCLOTHES/ MATRESSES/ TOWELS	71,669.48
Egypt	Alsad Alaly Company	BLANKETS	62,176.17
Egypt	EL TAWHID WAL NOUR	CLOTHING	74,847.83
Egypt	GLOBAL BRANDS	COMPUTERS	37,160.00
Egypt	Ramex for Hotel Supplies	KITCHENWARE	109,075.63
Egypt	Daghash Establishment	PREFABRICATED House	117,600.00
Egypt	Al Jumhuria Grocery Shop	PREPARED/ PRESERVED FOODS	609,490.89
Egypt	Jihad Restaurant	PREPARED/ PRESERVED FOODS	403,893.86
Egypt	Fathi Salama and Partners Company	PREPARED/ PRESERVED FOODS	48,724.75
Egypt	Chancel International	SOAP/CLEANING /HYGIENE SUPPLIE	196,871.62
Ethiopia	MOENCO	AGRICULTURAL VEHICLES	51,397.70
Ethiopia	DES GENERAL TRADING PLC	BEDCLOTHES/ MATRESSES/ TOWELS	236,611.35
Ethiopia	KK PLC	BLANKETS	393,653.66
Ethiopia	OXFORD AMALGATED PRIVATE COMPANY LIMITED	BLANKETS	148,204.79
Ethiopia	DH GEDA BLANKET FACTORY	BLANKETS	56,770.86
Ethiopia	MILLION ALEMAYEHU GENERAL IMPORTER	CLOTHING	148,534.47
Ethiopia	AIRMYAS TESFAYE GENERAL IMPORTER	CLOTHING	70,183.43
Ethiopia	Dawit Mekonnen Ready Made Cloth Shop	CLOTHING	40,350.62
Ethiopia	TOTAL ETHIOPIA SC	COOKING STOVES	294,314.97
Ethiopia	UNITED ALPHA COMMERCIAL PLC	DOMESTIC APPLIANCES	794,847.19
Ethiopia	SOFONIAS KEBEDE GENERAL IMPORTER	DOMESTIC APPLIANCES	66,452.83
Ethiopia	NATIONAL OIL ETHIOPIA PLC	FUELS (UNSPECIFIED)	904,235.66
Ethiopia	SUGAR CORPORATION	FUELS (UNSPECIFIED)	340,919.75
Ethiopia	Libya Oil Ethiopia Limited	FUELS (UNSPECIFIED)	280,962.62
Ethiopia	HILINA ENRICHED FOOD PROCESSING CENTER	PREPARED/ PRESERVED FOODS	805,012.00
Ethiopia	FAFFA FOOD SHARE COMPANY	PREPARED/ PRESERVED FOODS	106,910.77
Ethiopia	ETAB SOAP FACTORY	SOAP/CLEANING /HYGIENE SUPPLIE	892,003.71
Ethiopia	SNAP TRADING & INDUSTRY PLC	TONERS/ RIBBONS/ CARTRIDGES	42,211.42
Ethiopia	TENAYE YIMAM	TYRES/ TYRE TUBES	43,878.35
Ethiopia	ZELALEM FAMILY PLC	WATER CANS	166,069.25
Ethiopia	TEMESGEN CHACK PLASTIC INDUSTRY	WATER CANS	58,461.54
Ethiopia	ZELALEM FAMILY PRIVATE LIMITED COMPANY	WATER CANS	34,709.75
Ethiopia	PERIPLUS BUSINESS PLC	WATER COOLED POWER GENERATORS	35,966.04
Ethiopia	ZENA TEMESGEN GENERAL IMPORTER	WATER PIPES/ RELATED SUPPLIERS	127,202.27
Ethiopia	A.V.A GENERAL TRADING PLC	WATER PIPES/ RELATED SUPPLIERS	31,242.60
Ethiopia	CAPRARI S.P.A	WATER PUMPS	38,000.00
Ethiopia	TSEMEX GLOBAL ENTERPRISE PLC	WATER TANK/ WATER CONTAINERS	31,672.68
Finland	NAPS SYSTEMS OY	LAMP/ LAMP COMPONENTS	88,785.33
Finland	VERSEIDAG BALLISTIC PROTECTION OY	PERSONAL SAFETY/ PROTECTION	584,428.14
Finland	NAPS SYSTEMS OY	TELECOMS ACC/ SMALL HARDWARE	105,082.66
France	SMI EQUIPMENTS SARL	MISC MEDICAL SUPPLIES	43,184.68
France	ICOM FRANCE	MISC TELECOMS ACCESSORIES	134,246.76
France	OFFICE DEPOT BS S.A.S.	OFFICE SUPPLIES	40,871.93
France	NUTRISET SA	PREPARED/ PRESERVED FOODS	2,676,217.04
France	IEC Telecom	SATELLITE EQUIP/ ACCESSORIES	48,407.00
France	ICOM FRANCE	TELECOMS ACC/ SMALL HARDWARE	77,664.56
France	ICOM FRANCE	VHF EQUIPMENT	654,695.91
Gambia	JULA KUNDA ENTREPRISE	PREPARED/ PRESERVED FOODS	45,412.50
Georgia	VITALI GAMBASHIDZE IE	BEDCLOTHES/ MATRESSES/ TOWELS	86,128.05
Georgia	GURAMI GOGBERASHVILI IE	BEDCLOTHES/ MATRESSES/ TOWELS	46,993.86
Georgia	VITALI GAMBASHIDZE IE	BLANKETS	42,634.15
Georgia	GURAMI GOGBERASHVILI IE	BLANKETS	38,987.73
Georgia	MBC	COMPUTERS	33,180.00
Georgia	WISSOL PETROLEUM GEORGIA JSC	DIESEL	149,316.13
Georgia	TEMUR MACHARASHVILI IND. ENTERPRISE	HOUSEHOLD FURNITURE/EQUIPMENT	225,733.69
Georgia	WISSOL PETROLEUM GEORGIA JSC	PETROL/BENZINE	76,889.60
Germany	MOTORENFABRIK HATZ GMBH & CO. KG	AIR COOLED POWER GENERATORS	280,719.83
Germany	Farmingtons AUTOMOTIVE Gmbh	ARMOURED VEHICLES	1,654,771.43
Germany	KOCH Anhangenwerke GmbH and Co. KG	COOKING STOVES	615,409.68
Germany	FWW FAHRZEUGWERK Gmbh	GENERAL CARGO TRUCKS	1,256,705.15
Germany	BOSS PRO-TEC	GENERAL CARGO TRUCKS	166,902.32
Germany	FWW FAHRZEUGWERK Gmbh	MINIBUSES/ BUSES	72,280.00
Germany	FWW FAHRZEUGWERK Gmbh	SPARE PARTS/ ACCESSORIES	205,579.67
Germany	BOSS PRO-TEC	SPARE PARTS/ ACCESSORIES	164,634.56
Germany	Farmingtons AUTOMOTIVE Gmbh	SPARE PARTS/ ACCESSORIES	85,128.21
Ghana	Universal Royal Paper	PERSONAL CARE PRODUCTS	37,248.00
Ghana	APSTAR ENTERPRISES LIMITED	PREPARED/ PRESERVED FOODS	187,675.31
Greece	STYLIANOS LEIVADAROS E.E.	FIRE PROTECTION	34,870.67
Greece	STYLIANOS LEIVADAROS E.E.	SECURITY/ DETECTION EQUIP/ SUP	80,000.53
Guinea	TOTAL GUINEE	DIESEL	86,579.08
Guinea	TOTAL GUINEE	PETROL/BENZINE	33,607.17
India	VANDANA LOGISTICS	BEDCLOTHES/ MATRESSES/ TOWELS	246,960.00
India	KITCHEN ESSENTIALS	BEDCLOTHES/ MATRESSES/ TOWELS	141,400.00
India	TECHNO RELIEF OVERSEAS (I) PVT LTD	BEDCLOTHES/ MATRESSES/ TOWELS	108,268.96
India	M.K. EXIM (INDIA) LIMITED	BEDCLOTHES/ MATRESSES/ TOWELS	63,580.00
India	STREAMFLOW POLYWEAVE PVT. LTD.	BEDCLOTHES/ MATRESSES/ TOWELS	33,741.00
India	KITCHEN ESSENTIALS	BLANKETS	1,610,185.50
India	ANAND INTERNATIONAL	BLANKETS	1,016,969.32
India	INDO-DANE TEXTILE INDUSTRIES PVT. LTD.	BLANKETS	812,988.80
India	PARKASH WOOLEN INDUSTRIES	BLANKETS	445,219.20
India	BALDEV WOOLEN INTERNATIONAL	BLANKETS	327,231.00
India	TECHNO RELIEF OVERSEAS (I) PVT LTD	BLANKETS	289,360.50

Major Orders for Goods Placed by Agency During 2011 (Orders of \$30,000 or more)

AGENCY			PO Value
Location of Supplier	Name of Supplier	Description of Goods	USD
UNHCR Continued			
India	D.M. SYSTEMS PVT LTD	COMPUTERS	57,717.82
India	VANDANA LOGISTICS	KITCHENWARE	3,112,781.40
India	PRIYANKA (INDIA) PVT LTD	KITCHENWARE	2,319,619.68
India	TECHNO RELIEF OVERSEAS (I) PVT LTD	KITCHENWARE	142,450.00
India	INDIA IMPEX	LAMP/ LAMP COMPONENTS	953,050.50
India	EASTERN SURGICAL COMPANY	MISC MEDICAL SUPPLIES	42,334.95
India	GRAPHIC SYSTEMS PVT LTD	OFFICE FURNITURE	64,479.53
India	SUN SHINE ENTERPRISES	OFFICE FURNITURE	33,396.82
India	KITCHEN ESSENTIALS	PACKAGING/ ARCHIVE EQUIP/ SUP	45,000.00
India	INDO-DANE TEXTILE INDUSTRIES PVT. LTD.	PERSONAL CARE PRODUCTS	132,660.00
India	TOYOP RELIEF PVT LTD	PLASTIC PRODUCTS (SHEETS & ROL	1,458,937.50
India	TECHNO TARP & POLIMERS PVT LTD	PLASTIC PRODUCTS (SHEETS & ROL	738,427.80
India	HEXAGON NUTRITION PVT. LTD.	PREPARED/ PRESERVED FOODS	75,000.00
India	INDIA IMPEX	SOLAR GENERATORS/ SUPPLIES	57,000.00
India	TOYOP RELIEF PVT LTD	WATER BUCKET/ BASINE	34,772.64
Iran, Islamic Republic of	SHADILAON NOBAFT COMPANY	BLANKETS	147,362.60
Iran, Islamic Republic of	SANAYE BARTAR KESHVAR	CLOTHING	30,008.70
Iran, Islamic Republic of	SINA COMPUTER CENTER	COMPUTERS	115,936.71
Iran, Islamic Republic of	IRAN KHODRO	MINIBUSES/ BUSES	255,625.23
Iran, Islamic Republic of	OGHAB AFSHAN INDUSTRIAL &	MINIBUSES/ BUSES	148,192.55
Iran, Islamic Republic of	MODIRIYAT TAJHIZAT PEZESHKI IRAN	MISC MEDICAL SUPPLIES	109,540.31
Iran, Islamic Republic of	TECHNIC BARTAR	OFFICE SUPPLIES	103,930.70
Iran, Islamic Republic of	JAHANGIR ARIA COMMERCIAL COMPANY	PASSENGER VEHICLES	106,455.18
Iran, Islamic Republic of	SANAYE BARTAR KESHVAR	PERSONAL CARE PRODUCTS	77,165.25
Iran, Islamic Republic of	SANAT SAZAN MOSALAT YAZD	PREFABRICATED House	71,974.98
Iran, Islamic Republic of	SINA COMPUTER CENTER	PRINTER/ PRINTER ACCESSORIES	47,373.84
Iran, Islamic Republic of	MARKAZEH NOO AVARIHAYEH AMOOZESHI	RECREATIONAL/PLAYGROUND EQUIP	141,138.47
Iran, Islamic Republic of	SANAYE BARTAR KESHVAR	RECREATIONAL/PLAYGROUND EQUIP	134,912.47
Iran, Islamic Republic of	IRTOYA CO.	SAFETY/ RESCUE VEHICLE	211,471.78
Iran, Islamic Republic of	SANAYE BARTAR KESHVAR	SOAP/CLEANING /HYGIENE SUPPLIE	33,438.27
Iraq	Abnaa Al Abdully company	AIR CONDITIONING EQUIP/ SUPPL	567,000.00
Iraq	AL HELAL CO FOR FOAM	BEDCLOTHES/ MATTRESSES/ TOWELS	1,485,650.40
Iraq	HEMN Group (IRQ) Company	BEDCLOTHES/ MATTRESSES/ TOWELS	950,000.00
Iraq	Gulf Land General Trading	BEDCLOTHES/ MATTRESSES/ TOWELS	632,700.00
Iraq	Al Sami General Trade Company Ltd	COOKING STOVES	864,000.00
Iraq	Jawharat Al- Bakhel Automotive Trading	PASSENGER VEHICLES	264,500.00
Iraq	Abnaa Al Abdully company	SOAP/CLEANING /HYGIENE SUPPLIE	299,997.00
Iraq	Abnaa Al Abdully company	WATER CANS	61,600.00
Ireland	GOV Ireland - Irish Aid	BEDCLOTHES/ MATTRESSES/ TOWELS	74,400.00
Ireland	GOV Ireland - Irish Aid	BLANKETS	78,370.00
Ireland	GOV Ireland - Irish Aid	TENT/ CAMP/ OUTDOOR EQUIP/ ACC	40,544.00
Italy	COELMO	AIR COOLED POWER GENERATORS	315,532.32
Italy	The UN WORLD FOOD PROGRAMME	PREFABRICATED House	202,801.83
Italy	The UN WORLD FOOD PROGRAMME	PREFABRICATED Warehouse	111,664.01
Italy	GOV Italy - DGCS/MFA - Emergency Office	TENT/ CAMP/ OUTDOOR EQUIP/ ACC	60,967.50
Italy	COELMO	WATER COOLED POWER GENERATORS	971,255.55
Japan	TOYOTA MOTOR CORPORATION	ARMOURED VEHICLES	1,396,171.20
Japan	TOYOTA MOTOR CORPORATION	DELIVERY VEHICLES/ PICK-UPS	1,735,027.96
Japan	J. GERBER AND COMPANY (JAPAN) LTD.	MARINE EQUIPMENT	44,699.86
Japan	TOYOTA MOTOR CORPORATION	MINIBUSES/ BUSES	201,283.70
Japan	J. GERBER AND COMPANY (JAPAN) LTD.	MOTORIZED CYCLES	55,560.98
Japan	Dokuritsu-gyosei-hojin Kokusai Kyoryoku	POWER GENERATORS	97,811.48
Japan	TOYOTA MOTOR CORPORATION	SAFETY/ RESCUE VEHICLE	1,393,152.62
Japan	J. GERBER AND COMPANY (JAPAN) LTD.	SPARE PARTS/ ACCESSORIES	58,726.06
Japan	Dokuritsu-gyosei-hojin Kokusai Kyoryoku	TENT/ CAMP/ OUTDOOR EQUIP/ ACC	321,075.10
Japan	TOYOTA MOTOR CORPORATION	TERRAIN VEHICLES	11,615,614.42
Japan	NISSAN TRADING CO., LTD.	TERRAIN VEHICLES	414,943.82
Japan	Dokuritsu-gyosei-hojin Kokusai Kyoryoku	WATER TANK/ WATER CONTAINERS	50,069.36
Jordan	Horizons Engineering & Contracting Co. P	AIR CONDITIONING EQUIP/ SUPPL	47,457.63
Jordan	International for foam and Mattresses	BEDCLOTHES/ MATTRESSES/ TOWELS	625,500.00
Jordan	Amer Juma Trading Est.	COOKING STOVES	49,435.03
Jordan	ARAB MEDICAL & SCIENTIFIC ALLIANCE	MISC MEDICAL SUPPLIES	239,504.64
Jordan	ANTEMINA INTERNATIONAL TRADE CO	MISC MEDICAL SUPPLIES	62,711.86
Jordan	Protechnique Co.	MISC MEDICAL SUPPLIES	42,410.00
Jordan	The Jordan Educational Company	OFFICE FURNITURE	131,405.36
Jordan	Al Mahmoudia Vehicle Trading Company	PASSENGER VEHICLES	40,000.00
Jordan	ALBURJ PETROL STATION	PETROL/BENZINE	37,627.12
Jordan	AL-SAHA for electrical systems	POWER CONVERSION/ STABILIZER	52,118.64
Jordan	Mahari Est. For Office Equipment	RECREATIONAL/PLAYGROUND EQUIP	60,440.68
Jordan	Al Salam restaurant	REGISTRATION SUPPLIES	36,228.79
Jordan	Food Security stores	REGISTRATION SUPPLIES	32,262.29
Jordan	Security & Defense Technologies co.	SECURITY/ DETECTION EQUIP/ SUP	77,980.23
Jordan	Baud Telecom Company Ltd	TELEPHONY EQUIPMENT/ SUPPLIES	31,640.00
Jordan	AL ABOUD LIL SAYARAT	TERRAIN VEHICLES	36,800.00
Jordan	Horizons Engineering & Contracting Co. P	WATER COOLED POWER GENERATORS	47,200.00
Kenya	SPARTAN RELIEF SUPPLIES LIMITED	BLANKETS	908,017.20
Kenya	MBUYU FARMS LTD	BRICK-MAKING EQUIPMENT	66,820.00
Kenya	SPECIALISED FIBREGLASS LTD	CLOTHING	86,526.03
Kenya	TOYOTA KENYA LIMITED	DELIVERY VEHICLES/ PICK-UPS	1,909,863.20
Kenya	HASS PETROLEUM (K) LTD	DIESEL	4,470,248.96
Kenya	GALANA OIL KENYA LIMITED	DIESEL	894,564.38
Kenya	KAY-CONSULT INTERNATIONAL LTD	ELECTRICAL SUPPL	72,650.00
Kenya	POWERPOINT SYSTEMS (E.A) LTD	ELECTRICAL WIRES/ CABLES	94,433.33
Kenya	DAVIS AND SHIRTLIFF	FUEL PUMPS	54,785.10
Kenya	CIRCUIT POWER LTD	GEN ACCESSORIES/ SPARE PARTS	66,480.18
Kenya	Ryce East Africa Ltd	GENERAL CARGO TRUCKS	1,479,586.00
Kenya	GENERAL MOTORS (KENYA) LTD.	GENERAL CARGO TRUCKS	996,848.00
Kenya	SPECIALISED FIBREGLASS LTD	MARINE TRANSPORT	191,700.00
Kenya	SAI RAJ LIMITED	MARINE TRANSPORT	69,750.00
Kenya	GENERAL MOTORS (KENYA) LTD.	MINIBUSES/ BUSES	919,952.00
Kenya	TOYOTA EAST AFRICA LIMITED	MINIBUSES/ BUSES	43,612.00
Kenya	KAY-CONSULT INTERNATIONAL LTD	MISC TELECOMS ACCESSORIES	76,350.00
Kenya	Ryce East Africa Ltd	MOTORIZED CYCLES	51,336.90
Kenya	CALWIN AGENCIES	PERSONAL CARE PRODUCTS	102,605.47
Kenya	SPARTAN RELIEF SUPPLIES LIMITED	PERSONAL CARE PRODUCTS	69,750.00
Kenya	UNITED NATIONS OFFICE AT NAIROBI	PETROL/BENZINE	39,888.90
Kenya	RELTEX TARPULINS (AFRICA) EPZ LTD	PLASTIC PRODUCTS (SHEETS & ROL	669,820.00
Kenya	TECHNO RELIEF SERVICES	PLASTIC PRODUCTS (SHEETS & ROL	548,400.00
Kenya	PISU COMPANY LIMITED	PREPARED/ PRESERVED FOODS	2,183,999.13
Kenya	EDUCATE YOURSELF LIMITED	PRINTED MEDIA	312,535.21
Kenya	TEXT BOOK CENTRE LTD	PRINTED MEDIA	58,774.77
Kenya	SPARTAN RELIEF SUPPLIES LIMITED	ROOFING MATERIAL	530,000.00
Kenya	BIDCO OIL REFINERIES LIMITED	SOAP/CLEANING /HYGIENE SUPPLIE	1,122,125.00
Kenya	DIAMOND INDUSTRIES LIMITED	SOAP/CLEANING /HYGIENE SUPPLIE	460,350.00
Kenya	D. T. DOBIE AND CO (K) LTD	SPARE PARTS/ ACCESSORIES	107,665.80
Kenya	CUSTOMER CARE AUTO SPARES AGENCIES	SPARE PARTS/ ACCESSORIES	30,066.56
Kenya	GENERAL MOTORS (KENYA) LTD.	TANKERS	485,768.00
Kenya	Ryce East Africa Ltd	TANKERS	165,820.56
Kenya	PEGRUME LTD	TELEPHONY EQUIPMENT/ SUPPLIES	142,293.85
Kenya	BUSINESS CONNEXION KENYA LTD	TELEPHONY EQUIPMENT/ SUPPLIES	51,956.08
Kenya	KENYA TENTS LTD	TENT/ CAMP/ OUTDOOR EQUIP/ ACC	42,385.71
Kenya	KINGSWAY TYRES LTD.	TYRES/ TYRE TUBES	121,196.60
Kenya	DAVIS AND SHIRTLIFF	WATER PUMPS	134,271.78
Liberia	A. A. ENTERPRISE	AIR COOLED POWER GENERATORS	51,000.00
Liberia	AFRICA MOTORS (LIBERIA) INC.	DELIVERY VEHICLES/ PICK-UPS	532,800.00
Liberia	REELIN LIBERIA INC.	DELIVERY VEHICLES/ PICK-UPS	378,300.00
Liberia	UNITED NATIONS MISSION IN LIBERIA	DIESEL	1,009,549.96
Liberia	BEEVER COMMUNICATIONS INCORPORATED	HF EQUIPMENT	37,020.00
Liberia	AFRICA MOTORS (LIBERIA) INC.	MOTORIZED CYCLES	265,000.00
Liberia	THUNDER BIRD CORPORATION	OILS	44,131.60

Major Orders for Goods Placed by Agency During 2011 (Orders of \$30,000 or more)

AGENCY			PO Value
Location of Supplier	Name of Supplier	Description of Goods	USD
UNHCR Continued			
Liberia	BUILDING MATERIALSCENTER, INC	PLASTIC PRODUCTS (SHEETS & ROL	82,600.00
Liberia	POWER TECH	POWER GENERATORS	35,600.00
Liberia	REELIN LIBERIA INC.	SAFETY/ RESCUE VEHICLE	58,500.00
Liberia	AUTO SPARE SERVICE INC.	SPARE PARTS/ ACCESSORIES	46,185.00
Liberia	MASTER TRADING CENTER	SPARE PARTS/ ACCESSORIES	36,193.00
Liberia	BEEVER COMPANY INC.	WATER COOLED POWER GENERATORS	70,000.00
Malawi	A.G. ABOO & CO	BLANKETS	40,849.08
Malawi	ENGEN LTD	COOKING STOVES	39,787.40
Malawi	YANKHO ELECTRICAL CONTRACTORS	WATER PIPES/ RELATED SUPPLIERS	92,279.40
Malaysia	Federation of Reproductive Health	INJECTABLE MEDICINES	37,321.78
Malaysia	Grolier (M) Sdn. Bhd.	PRINTED MEDIA	30,866.14
Malaysia	CHUAN GUAN SYSTEM SUPPLIES	PRINTER/ PRINTER ACCESSORIES	36,230.03
Mauritania	ETS ESSAVA - ESCGTP	RICE	32,957.75
Mexico	GINZA DEL PACIFICO	TERRAIN VEHICLES	42,282.49
Mozambique	THE UNITED NATIONS WORLD FOOD PROGRAMME	BEANS	57,600.00
Mozambique	BANDALI COMMERCIAL	BLANKETS	47,169.81
Mozambique	THE UNITED NATIONS WORLD FOOD PROGRAMME	MAIZE/CORN	131,332.00
Mozambique	PEP MOÇAMBIQUE, LDA	MOSQUITO NET	52,830.19
Myanmar	MYANMA PETROLEUM AND PRODUCTS ENTERPRISE	DIESEL	61,500.00
Myanmar	Basin International Ltd	MISC MEDICAL SUPPLIES	297,715.56
Myanmar	Golden Bell Pharmacy	MISC MEDICAL SUPPLIES	76,391.64
Myanmar	Lucky Myanmar Hospital Care	MISC MEDICAL SUPPLIES	34,850.37
Myanmar	MYANMA PETROLEUM AND PRODUCTS ENTERPRISE	PETROL/BENZINE	76,000.00
Myanmar	Basin International Ltd	TENT/ CAMP/ OUTDOOR EQUIP/ ACC	113,835.34
Myanmar	Lucky Myanmar Hospital Care	WATER BUCKET/ BASINE	31,640.33
Myanmar	PREMIER MACHINERY TRADING CO. LTD.	WATER COOLED POWER GENERATORS	34,962.96
Netherlands	SANTPOORT PROJECT SUPPLIES	GEN ACCESSORIES/ SPARE PARTS	119,115.55
Netherlands	INTERNATIONAL DISPENSARY ASSOCIATION (ID	MISC DRUGS	835,230.81
Netherlands	THE MEDICAL EXPORT GROUP BV	MISC DRUGS	610,662.53
Netherlands	IMRES	MISC MEDICAL SUPPLIES	425,683.78
Netherlands	THE MEDICAL EXPORT GROUP BV	MISC MEDICAL SUPPLIES	201,717.93
Netherlands	INTERNATIONAL DISPENSARY ASSOCIATION (ID	MISC MEDICAL SUPPLIES	47,409.51
Netherlands	AUTOCAR INTERNATIONAL BV	OTHER SPECIALIZED VEHICLES	216,000.00
Netherlands	VIZADA	SATELLITE EQUIP/ ACCESSORIES	62,275.00
Netherlands	SANTPOORT PROJECT SUPPLIES	SPARE PARTS/ ACCESSORIES	70,758.67
Norway	COMPACT A.S.	BISCUITES	983,841.87
Norway	ROFI INDUSTRIES A/S	PERSONAL SAFETY/ PROTECTION	151,089.27
Norway	O.B. WIJK AS	PREFABRICATED Warehouse	193,117.16
Norway	RUBB HALL A/S	PREFABRICATED Warehouse	136,800.00
Norway	W. GIERTSEN A/S	PREFABRICATED Warehouse	99,000.00
Norway	COMPACT A.S.	PREPARED/ PRESERVED FOODS	101,226.04
Norway	Government of Norway	TENT/ CAMP/ OUTDOOR EQUIP/ ACC	90,165.74
Oman	SAUD BAHWAN AUTOMOTIVE LLC	SPARE PARTS/ ACCESSORIES	987,195.29
Oman	SAUD BAHWAN AUTOMOTIVE LLC	TYRES/ TYRE TUBES	477,882.00
Pakistan	FMG SUPPLIES	BEDCLOTHES/ MATTRESSES/ TOWELS	1,454,017.56
Pakistan	IMGC GLOBAL (PVT) LTD	BEDCLOTHES/ MATTRESSES/ TOWELS	865,777.31
Pakistan	NATIONAL TENT HOUSE	BEDCLOTHES/ MATTRESSES/ TOWELS	97,939.38
Pakistan	GOHAR TEXTILE MILLS PVT. LTD	BEDCLOTHES/ MATTRESSES/ TOWELS	78,075.16
Pakistan	H. SHEIKH NOOR-JD-DIN AND SONS (PVT) LTD	BEDCLOTHES/ MATTRESSES/ TOWELS	67,701.13
Pakistan	H. NIZAM DIN AND SONS LTD.	BEDCLOTHES/ MATTRESSES/ TOWELS	66,513.24
Pakistan	Top Star Industries (Pvt) Limited	BEDCLOTHES/ MATTRESSES/ TOWELS	64,399.07
Pakistan	MKB ENTERPRISES (PVT) LTD	BEDCLOTHES/ MATTRESSES/ TOWELS	30,243.20
Pakistan	H. NIZAM DIN AND SONS LTD.	BLANKETS	1,187,359.92
Pakistan	NATIONAL TENT HOUSE	BLANKETS	1,081,253.38
Pakistan	H. SHEIKH NOOR-JD-DIN AND SONS (PVT) LTD	BLANKETS	451,816.49
Pakistan	IMGC GLOBAL (PVT) LTD	BLANKETS	292,344.53
Pakistan	PARAMOUNT TARPULIN INDUSTRIES	BLANKETS	162,512.00
Pakistan	H. NIZAM DIN AND SONS LTD.	CLOTHING	131,501.70
Pakistan	ESSA KHAN FILLING STATION	DIESEL	113,676.73
Pakistan	PAKISTAN STATE OIL	DIESEL	106,803.85
Pakistan	NATIONAL TENT HOUSE	KITCHENWARE	429,453.10
Pakistan	DOGAR TRADING CORPORATION (Pvt) Ltd	KITCHENWARE	377,210.22
Pakistan	BARKAT ENTERPRISES (Pvt) Ltd	KITCHENWARE	291,905.07
Pakistan	PARAMOUNT TARPULIN INDUSTRIES	KITCHENWARE	80,686.56
Pakistan	H. SHEIKH NOOR-JD-DIN AND SONS (PVT) LTD	KITCHENWARE	74,639.25
Pakistan	H. NIZAM DIN AND SONS LTD.	KITCHENWARE	74,639.20
Pakistan	ZAHRA TENT INDUSTRIES (PVT) LTD	MOSQUITO NET	80,085.99
Pakistan	EDGRO (PRIVATE) LIMITED	MOSQUITO NET	47,294.94
Pakistan	PARAMOUNT TARPULIN INDUSTRIES	MOSQUITO NET	44,928.00
Pakistan	ZAHRA TENT INDUSTRIES (PVT) LTD	PERSONAL CARE PRODUCTS	265,852.63
Pakistan	PARAMOUNT TARPULIN INDUSTRIES	PLASTIC PRODUCTS (SHEETS & ROL	238,096.23
Pakistan	MICROTECH ENGINEERING SERVICES	PREFABRICATED House	59,342.84
Pakistan	PAK BUSINESS INTERNATIONAL	PREPARED/ PRESERVED FOODS	398,682.56
Pakistan	MANSHA BROTHERS	SECURITY/ DETECTION EQUIP/ SUP	136,997.23
Pakistan	NATIONAL TENT HOUSE	TENT/ CAMP/ OUTDOOR EQUIP/ ACC	10,042,146.50
Pakistan	IMGC GLOBAL (PVT) LTD	WATER BUCKET/ BASINE	80,232.17
Pakistan	NATIONAL TENT HOUSE	WATER BUCKET/ BASINE	51,492.47
Pakistan	VPL LIMITED	WATER COOLED POWER GENERATORS	47,902.32
Philippines	LONG ISLAND ENTERPRISE	AGRICULTURE/ GARDEN TOOLS	34,293.55
Philippines	Medical Gallery Trading Co.	SOAP/CLEANING /HYGIENE SUPPLIE	180,655.03
Romania	INCHAPE MOTORS SRL	TERRAIN VEHICLES	30,960.56
Rwanda	HASS PETROLEUM RWANDA	DIESEL	189,945.67
Rwanda	ENGEN	DIESEL	140,033.50
Rwanda	ABACUS PHARMA (A) Ltd-Kigali - 2010	MISC DRUGS	133,159.40
Rwanda	WFP	MISC OFFICE EQUIP	50,825.42
Rwanda	ENGEN	OILS	34,215.67
Rwanda	ERI-RWANDA	SOAP/CLEANING /HYGIENE SUPPLIE	98,468.42
Senegal	PAPETERIE OUEST AFRICAINE	OFFICE FURNITURE	31,267.79
Serbia, Republic of	REMOD sh.p.k	HOUSEHOLD FURNITURE/EQUIPMENT	35,177.33
Serbia, Republic of	NIS GAZPROM NEFT	PETROL/BENZINE	124,604.79
Serbia, Republic of	NNTP "AL-TRADE"	PREFABRICATED House	134,762.18
Serbia, Republic of	Agro Trade NPT SHPK	PREPARED/ PRESERVED FOODS	30,037.11
Serbia, Republic of	NTP JAPAN PARTS	SPARE PARTS/ ACCESSORIES	80,902.25
Sierra Leone	ICT TRAINING COMPLEX	SECURITY/ DETECTION EQUIP/ SUP	33,134.19
Somalia	Samatar Petroleum Station	PETROL/BENZINE	40,812.00
Somalia	Ahmed Sudi Transportation and Clearance	TERRAIN VEHICLES	70,000.00
South Africa	HYDRAFORM AFRICA	BRICK-MAKING EQUIPMENT	143,040.00
South Africa	TUNING FORK (PTY) LTD	MOTORIZED CYCLES	54,624.20
South Sudan	DIESEL GENERATORS COMPANY SOUTH SUDAN	WATER COOLED POWER GENERATORS	84,400.00
Spain	GOV Spain - AECID	KITCHENWARE	50,349.60
Spain	REDONDO Y GARCIA S.A.	LAMP/ LAMP COMPONENTS	106,977.60
Spain	FUNDICION DUCTIL FABREGAS SA	MEASURING/TESTING EQUIP/ SUPPL	59,863.57
Spain	GOV Spain - AECID	PLASTIC PRODUCTS (SHEETS & ROL	40,747.50
Spain	GOV Spain - AECID	TENT/ CAMP/ OUTDOOR EQUIP/ ACC	34,475.70
Sri Lanka	Hainan Lanka Co. PVT Ltd	SPARE PARTS/ ACCESSORIES	67,895.53
Sri Lanka	Suriyages Ltd	TOOL KITS	74,022.08
Sudan	GIAD TRACTORS & AGRICULTURE EQUIPMENT CO	AGRICULTURAL VEHICLES	249,516.28
Sudan	STEPHEN KUTENG DANGA	AGRICULTURE/ GARDEN TOOLS	71,916.67
Sudan	PETROCITY ENTERPRISES	DIESEL	623,600.55
Sudan	UNITED NATIONS MISSION IN SUDAN	DIESEL	96,000.00
Sudan	MAHMOUD ADAM ALI MOHAMMED	FUELS (UNSPECIFIED)	32,241.67
Sudan	COMPUTER VISION LIMITED	NETWORK COMPONENTS / ACCESS	89,275.67
Sudan	ABDALLA KHATIR MOHAMED FAKI	OFFICE FURNITURE	90,277.78
Sudan	CIVICON LIMITED	PREFABRICATED House	136,000.00
Sudan	Abdel Rahim Hussain Transport & Eng.	PREFABRICATED House	37,917.24
Sudan	AL-SAHM ENGINEERING, CONSTRUCTING LTD	PREFABRICATED Warehouse	60,000.00
Sudan	EI Manara Store	PREPARED/ PRESERVED FOODS	143,382.35
Sudan	MERIT GROUP	ROOFING MATERIAL	175,129.76
Sudan	TAWFIG SOAP FACTORY	SOAP/CLEANING /HYGIENE SUPPLIE	47,500.00
Sudan	MERIT GROUP	STRUCTURAL MATERIALS (TIMBER,	516,550.16

Major Orders for Goods Placed by Agency During 2011 (Orders of \$30,000 or more)

AGENCY			PO Value
Location of Supplier	Name of Supplier	Description of Goods	USD
UNHCR Continued			
Sudan	DIESEL GENERATORS COMPANY LTD	WATER COOLED POWER GENERATORS	117,000.00
Sudan	DIESEL GENERATOR CO. LTD.	WATER COOLED POWER GENERATORS	108,500.00
Sweden	VOLVO TRUCK CORPORATION	GENERAL CARGO TRUCKS	495,870.35
Sweden	BIAB INTERNATIONAL AB	WATER CANS	40,500.00
Switzerland	COWISA SA	CLOTHING	44,660.00
Switzerland	TELECOM SYSTEMS SA	COMPUTERS	477,656.00
Switzerland	PRIMELCO SYSTEM DEVICE AG	MISC COMPUTER EQUIP/SUPPL	42,471.00
Switzerland	UNICEF	MISC MEDICAL SUPPLIES	663,017.07
Switzerland	SWISSCOM (Switzerland) Ltd	MISC TELECOMS ACCESSORIES	41,907.97
Switzerland	VESTERGAARD FRANDSEN GROUP	MOSQUITO NET	521,692.00
Switzerland	DOORS COMPUTER S.A.	NETWORK COMPONENTS / ACCESS	54,981.99
Switzerland	ARP DATACON AG	OFFICE SUPPLIES	127,388.54
Switzerland	VESTERGAARD FRANDSEN GROUP	PLASTIC PRODUCTS (SHEETS & ROL	101,250.00
Switzerland	W. GIERTSEN HALLSYSTEM AS	PREFABRICATED Warehouse	54,000.00
Switzerland	BADGECOM GMBH	PRINTER/ PRINTER ACCESSORIES	159,475.50
Switzerland	ROSCHI RHODE & SCHWARZ AG	SATELLITE EQUIP/ ACCESSORIES	94,266.68
Switzerland	ABDT MORCIANO	SATELLITE EQUIP/ ACCESSORIES	84,305.10
Switzerland	VICTORINOX	SIGNAGE/ PI ACCESSORIES	31,008.68
Switzerland	COWISA SA	SIGNAGE/ PI ACCESSORIES	30,038.28
Switzerland	ORACLE SOFTWARE GMBH	SOFTWARE	157,253.32
Switzerland	VHF Technologies SA	SOLAR GENERATORS/ SUPPLIES	36,039.87
Switzerland	SWISSCOM (Switzerland) Ltd	TELEPHONY EQUIPMENT/ SUPPLIES	396,904.99
Switzerland	ALBION TRADE & COMMERCE LLC	TERRAIN VEHICLES	34,000.00
Switzerland	DSM NUTRITIONAL PRODUCTS EUROPE LTD	VITAMINS/ MINERALS	65,577.60
Syrian Arab Republic	Walid & Nabil & Mhd Khaled Rankousi	BEDCLOTHES/ MATRESSES/ TOWELS	226,595.00
Syrian Arab Republic	Alsaady Trading Company L.T.D	MINIBUSES/ BUSES	48,000.00
Syrian Arab Republic	ALAMIN MEDICAL INSTRUMENTS CO.	MISC MEDICAL SUPPLIES	74,198.31
Syrian Arab Republic	SHURBAJI, Anas	MISC MEDICAL SUPPLIES	59,841.00
Syrian Arab Republic	SAMER GHOSSEN TRADING COMPANY	PERSONAL CARE PRODUCTS	75,820.00
Syrian Arab Republic	SABBAGH & DAKER CO.	PERSONAL CARE PRODUCTS	31,500.00
Syrian Arab Republic	Al-Amir Co for Food Products/Al Amir Lil	PREPARED/ PRESERVED FOODS	443,943.23
Syrian Arab Republic	NEW MACHINERY CO.	PREPARED/ PRESERVED FOODS	89,323.69
Syrian Arab Republic	KASSEM IT	PRINTER/ PRINTER ACCESSORIES	40,162.14
Syrian Arab Republic	National Business Machines	SECURITY/ DETECTION EQUIP/ SUP	70,993.91
Syrian Arab Republic	Walid & Nabil & Mhd Khaled Rankousi	SOAP/CLEANING /HYGIENE SUPPLIE	130,401.00
Thailand	RICOH (THAILAND) LIMITED	COMPUTERS	38,789.09
Thailand	K.S.K TEXTILE (1989) CO.,LTD.	PERSONAL CARE PRODUCTS	280,716.34
Thailand	RUBIA INDUSTRIES LTD.	SOAP/CLEANING /HYGIENE SUPPLIE	98,250.72
Thailand	RMA Automotive Company Limited	SPARE PARTS/ ACCESSORIES	39,275.00
Thailand	VORACHAK YONT CO., LTD.	TERRAIN VEHICLES	68,963.64
Togo	CFAO TOGO	DELIVERY VEHICLES/ PICK-UPS	33,804.86
Togo	ETS NIMEL-CO	PREPARED/ PRESERVED FOODS	408,737.96
Togo	ETS MONZONLA	PREPARED/ PRESERVED FOODS	46,424.77
Tunisia	Tunisienne Materiel Technique	AGRICULTURAL VEHICLES	64,102.94
Tunisia	MATHOTEL JERBA	AIR CONDITIONING EQUIP/ SUPPL	32,647.06
Tunisia	STE EL MANARA DISTRIBUTION ET COMMERCE	BEANS	80,955.22
Tunisia	SUPER MOUSSE	BEDCLOTHES/ MATRESSES/ TOWELS	33,695.65
Tunisia	ULYGROS	BEVERAGES	83,823.53
Tunisia	BECHIR BOUABIDI	CLOTHING	147,235.38
Tunisia	BRAIN INFORMATIQUE	COMPUTERS	45,165.44
Tunisia	NDARI INDUSTRIES DU BOIS ET DE L'AME	CONSTRUCTION SUPPORT EQUIPMENT	47,708.03
Tunisia	BSB - SA	DELIVERY VEHICLES/ PICK-UPS	78,000.00
Tunisia	SOCIETE LE MOTEUR DIESEL	DUMP TRUCKS/TRAILERS	78,942.63
Tunisia	STE EL MANAR DISTRIBUTION COMMERCE	LENTILS	112,720.59
Tunisia	MEDITEC - DOMISANTE	MISC MEDICAL SUPPLIES	254,488.00
Tunisia	RIMPEX SARL	MISC MEDICAL SUPPLIES	225,280.11
Tunisia	GEMCO	MISC MEDICAL SUPPLIES	99,887.96
Tunisia	MEDIBIO INSTRUMENT SA	MISC MEDICAL SUPPLIES	97,983.19
Tunisia	UNIVERSAL MEDICAL	MISC MEDICAL SUPPLIES	50,840.34
Tunisia	GEMI	MISC MEDICAL SUPPLIES	41,176.47
Tunisia	SELIM SARL	MISC MEDICAL SUPPLIES	33,613.45
Tunisia	SOCIETE ENNAKL	PASSENGER VEHICLES	45,527.07
Tunisia	SOCIETE EL WIFACK	PERSONAL CARE PRODUCTS	88,235.29
Tunisia	FLORUS DISTRIBUTION	PERSONAL CARE PRODUCTS	68,792.41
Tunisia	ISOLMETAL	PREFABRICATED House	338,383.14
Tunisia	ULYGROS	PREPARED/ PRESERVED FOODS	253,056.41
Tunisia	MAGRO DISTRIBUTION	PREPARED/ PRESERVED FOODS	139,596.37
Tunisia	ABICHOU ENTREPOT FRIGORIFIQUE ZARZIS	PREPARED/ PRESERVED FOODS	112,941.18
Tunisia	STE EL MANAR DISTRIBUTION COMMERCE	PREPARED/ PRESERVED FOODS	96,420.74
Tunisia	BOULANGERIE HEDI CHARRAD	PREPARED/ PRESERVED FOODS	38,516.40
Tunisia	BSB - SA	SAFETY/ RESCUE VEHICLE	61,252.89
Tunisia	STIS NEGOCE	SOAP/CLEANING /HYGIENE SUPPLIE	50,844.15
Tunisia	TRAVAUX PUBLIC	STRUCTURAL BUILDING PRODUCTS /	149,781.02
Turkey	INTRA BILISIM A.S.	COMPUTERS	107,119.00
Turkey	KOLEKSIYON MOBILYA SANAYI A.S.	OFFICE FURNITURE	67,213.11
Uganda	MANTRAC	AGRICULTURE/FARM EQUIP	99,700.00
Uganda	PHENIX LOGISTICS UGANDA LTD	CLOTHING	50,651.09
Uganda	PHILU (UGANDA) LTD	CONCRETE/ CEMENT/ PLASTER	33,650.32
Uganda	TOTAL UGANDA LIMITED	DIESEL	74,999.60
Uganda	PRECISE CHEMICALS	MISC DRUGS	31,861.15
Uganda	TOYOTA UGANDA LTD	MOTORIZED CYCLES	35,000.00
Uganda	TECHNOLOGY FOR TOMORROW LTD	PERSONAL CARE PRODUCTS	145,985.70
Uganda	RELIEFLINE UGANDA LTD	PLASTIC PRODUCTS (SHEETS & ROL	142,600.00
Uganda	TOYOTA UGANDA LTD	TERRAIN VEHICLES	241,970.00
Uganda	COMPUTER VISION LTD	TONERS/ RIBBONS/ CARTRIDGES	41,205.00
Uganda	CITY TYRES	TYRES/ TYRE TUBES	137,477.67
Uganda	RELIEFLINE UGANDA LTD	WATER CANS	65,080.65
United Arab Emirates	JACKYS GULF FZE	AIR COOLED POWER GENERATORS	48,837.00
United Arab Emirates	N-R-S INTERNATIONAL - FZE	BLANKETS	564,143.75
United Arab Emirates	O.K.I. GENERAL TRADING LLC	BLANKETS	277,598.40
United Arab Emirates	O.K.I. GENERAL TRADING LLC	DUMP TRUCKS/TRAILERS	65,050.00
United Arab Emirates	PEACOCK ELECTROMECHANICAL TRADING CO LLC	GENERAL CARGO TRUCKS	337,474.00
United Arab Emirates	AL TASAHEEL (ASP) TRADING LLC	INSECTICIDE/SPRAYER	71,050.00
United Arab Emirates	PEACOCK ELECTROMECHANICAL TRADING CO LLC	MATERIAL HANDLING EQUIP	155,346.00
United Arab Emirates	Al Futtaim Trading Co. LLC	OFFICE FURNITURE	30,496.44
United Arab Emirates	N-R-S INTERNATIONAL - FZE	PACKAGING/ ARCHIVE EQUIP/ SUP	34,500.00
United Arab Emirates	N-R-S INTERNATIONAL - FZE	PLASTIC PRODUCTS (SHEETS & ROL	1,017,071.50
United Arab Emirates	WESTERN AUTO LLC	PUBLIC SAFETY/ CONTROL	145,250.14
United Arab Emirates	WESTERN AUTO LLC	SPARE PARTS/ ACCESSORIES	331,839.57
United Arab Emirates	AMAZON AUTO PARTS L.L.C.	SPARE PARTS/ ACCESSORIES	81,180.20
United Arab Emirates	AL TASAHEEL (ASP) TRADING LLC	SPARE PARTS/ ACCESSORIES	67,847.50
United Arab Emirates	O.K.I. GENERAL TRADING LLC	SPARE PARTS/ ACCESSORIES	54,367.45
United Arab Emirates	VAN VLIET XL GROUP FZE	SPARE PARTS/ ACCESSORIES	51,737.50
United Arab Emirates	UNITED MERCANTILE RESOURCES FZC	SPARE PARTS/ ACCESSORIES	50,800.00
United Arab Emirates	PEACOCK ELECTROMECHANICAL TRADING CO LLC	TANKERS	365,664.00
United Arab Emirates	VAN VLIET XL GROUP FZE	TANKERS	45,066.67
United Arab Emirates	N-R-S INTERNATIONAL - FZE	TENT/ CAMP/ OUTDOOR EQUIP/ ACC	26,692,111.88
United Arab Emirates	WESTERN AUTO LLC	TONERS/ RIBBONS/ CARTRIDGES	99,234.50
United Arab Emirates	LANDMARK RESOURCES FZCO	TYRES/ TYRE TUBES	62,153.50
United Arab Emirates	RVB INTERNATIONAL LTD	WATER BUCKET/ BASINE	55,123.20
United Arab Emirates	JACKYS GULF FZE	WATER COOLED POWER GENERATORS	104,195.00
United Arab Emirates	AL TASAHEEL (ASP) TRADING LLC	WATER COOLED POWER GENERATORS	96,450.00
United Kingdom	ARMOURED PROJECT VEHICLE	ARMOURED VEHICLES	337,146.32
United Kingdom	TOYOTA GIBRALTAR STOCKHOLDINGS LTD	ARMOURED VEHICLES	34,470.66
United Kingdom	GOV United Kingdom - DFID	BLANKETS	165,600.00
United Kingdom	TOYOTA GIBRALTAR STOCKHOLDINGS LTD	DELIVERY VEHICLES/ PICK-UPS	555,153.54
United Kingdom	STAR PROJECT VEHICLES LTD	GENERAL CARGO TRUCKS	440,640.34
United Kingdom	TOYOTA GIBRALTAR STOCKHOLDINGS LTD	MINIBUSES/ BUSES	242,747.07
United Kingdom	TOYOTA GIBRALTAR STOCKHOLDINGS LTD	OTHER SPECIALIZED VEHICLES	98,527.50
United Kingdom	HESCO BASTION LTD.	PERSONAL SAFETY/ PROTECTION	1,558,844.83

Major Orders for Goods Placed by Agency During 2011 (Orders of \$30,000 or more)

AGENCY			PO Value
Location of Supplier	Name of Supplier	Description of Goods	USD
UNHCR Continued			
United Kingdom	F.G. WILSON (ENGINEERING) LTD	POWER GENERATORS	41,172.00
United Kingdom	OXFORD UNIVERSITY PRESS	PRINTED MEDIA	52,455.79
United Kingdom	TOYOTA GIBRALTAR STOCKHOLDINGS LTD	SAFETY/ RESCUE VEHICLE	622,154.96
United Kingdom	CTEQ LTD	SATELLITE EQUIP/ ACCESSORIES	32,636.50
United Kingdom	Vocus Europe Ltd	SOFTWARE	58,109.86
United Kingdom	EUROCONTROLS AUTOMATION INC.	TELECOMS ACC/ SMALL HARDWARE	34,998.00
United Kingdom	GOV United Kingdom - DFID	TENT/ CAMP/ OUTDOOR EQUIP/ ACC	387,800.00
United Kingdom	TOYOTA GIBRALTAR STOCKHOLDINGS LTD	TERRAIN VEHICLES	2,522,401.90
United Kingdom	CTEQ LTD	VHF EQUIPMENT	86,463.95
United Kingdom	F.G. WILSON (ENGINEERING) LTD	WATER COOLED POWER GENERATORS	502,472.00
United Kingdom	DESMI LTD	WATER TANK/ WATER CONTAINERS	47,215.65
United Kingdom	PALINTEST LIMITED	WATER TREATMENT EQUIP/ SUPPL	73,451.07
United Kingdom	Wagtech Projects Ltd.	WATER TREATMENT EQUIP/ SUPPL	35,375.87
United Republic of Tanzania	SUNFLAG (TANZANIA) LIMITED	CLOTHING	61,603.65
United Republic of Tanzania	MWATEX (2001) LTD	CLOTHING	39,146.12
United Republic of Tanzania	ENGEN PETROLEUM (TANZANIA) LTD	DIESEL	1,840,551.04
United Republic of Tanzania	NET HEALTH LIMITED	MOSQUITO NET	332,640.00
United Republic of Tanzania	SOAP AND ALLIED INDUSTRIES LIMITED	SOAP/CLEANING /HYGIENE SUPPLIE	634,249.12
United States of America	UNFPA	CONTRACEPTIVES	83,280.00
United States of America	CISCO SYSTEMS INC	NETWORK COMPONENTS / ACCESS	775,871.20
United States of America	PRECISION DYNAMICS CORPORATION	REGISTRATION EQUIP	46,200.00
United States of America	EMERGING MARKETS COMMUNICATIONS INC	SATELLITE EQUIP/ ACCESSORIES	1,515,854.67
United States of America	ASTROPHYSICS INC	SECURITY/ DETECTION EQUIP/ SUP	30,153.00
Western Sahara	MINURSO	AVIATION FUEL	44,500.00
Yemen	Furniture Al-Awadi	AGRICULTURE/ GARDEN TOOLS	53,500.00
Yemen	MOHAMMED FARA'A ABDO SPONG MANUFACTURE	BEDCLOTHES/ MATTRESSES/ TOWELS	561,000.00
Yemen	Furniture Al-Awadi	BEDCLOTHES/ MATTRESSES/ TOWELS	412,250.00
Yemen	Furniture Al-Awadi	FISHING NET/ TRAPS/RELATED GEA	110,000.00
Yemen	MARES OTHMAN ABDO AHMED	PSYCHOTROPIC/NARCOTIC DRUGS	75,940.09
Yemen	INTER'L FOR TRADE CONST, & SERVICES LTD	REGISTRATION EQUIP	34,065.00
Yemen	SAMADAN STORES	SOAP/CLEANING /HYGIENE SUPPLIE	155,303.08
Yemen	Automotive & Machinery Trading Center	TERRAIN VEHICLES	84,700.00
Yemen	AMIN HAMID ALI ALAWADHY	WATER PUMPS	41,000.00
Yemen	THE SILVER FILTER COMPANY, LTD.	WATER TREATMENT EQUIP/ SUPPL	131,448.80
Zambia	PUMA ENERGY ZAMBIA PLC	DIESEL	44,247.45
Zambia	PRO PRINT LIMITED	PERSONAL CARE PRODUCTS	45,636.18
Zambia	WORLD FOOD PROGRAMME ZAMBIA	PREPARED/ PRESERVED FOODS	67,662.00
Zimbabwe	FERTS SEED AND GRAIN (PVT) LTD	MAIZE/CORN	127,038.50
Zimbabwe	MANA FOODS (PVT) LTD	MAIZE/CORN	32,118.00
Zimbabwe	FERTS SEED AND GRAIN (PVT) LTD	SEEDS/ BULBS/ SEEDLINGS	118,620.58
Zimbabwe	NATIONAL FOODS LIMITED	VEGETABLE OIL	32,518.95
UNICEF			
Afghanistan	New Jabel Saraj Transport	Education Supplies	256,524.41
Afghanistan	National Fuel Inc.	Fuel & Lubricants	741,013.16
Afghanistan	Kandahar Ariana Petrol Pump	Fuel & Lubricants	129,779.76
Afghanistan	Milad Aruoby Store	IT & Office Supplies	574,383.75
Afghanistan	Humaira Ayoub Logistic Services	IT & Office Supplies	231,967.97
Afghanistan	Eisa Jawid	IT & Office Supplies	174,900.51
Afghanistan	Haji Karim Shah Karimi Co Ltd	IT & Office Supplies	117,891.82
Afghanistan	Faiz Nawaey Construction Co. (Fncc)	IT & Office Supplies	92,836.33
Afghanistan	National Fuel Inc.	IT & Office Supplies	52,077.72
Afghanistan	Afghan Professional Printers	IT & Office Supplies	45,395.90
Afghanistan	Baheer Computer And Printing Co. Ltd	Printing	121,917.79
Afghanistan	Afghan Professional Printers	Printing	92,494.60
Afghanistan	Ahmad Printing Press, Kabul	Printing	35,542.83
Afghanistan	High Standard Pipe	Water and Sanitation	91,338.00
Albania	Bnt Electronics	IT & Office Supplies	44,753.91
Albania	Gsa - Grupi Sistemeve Automatike	IT & Office Supplies	31,516.17
Albania	Pegi - Shtepia Botuese & Shtypshkronja	Printing	42,524.17
Albania	Gurten Sh.P.K.	Printing	30,507.81
Algeria	RF Burotic	Education Supplies	69,475.73
Algeria	Sigma Solution	IT & Office Supplies	54,891.61
Angola	Maianga Produes Culturais, Lda	Communication Equip.	362,529.33
Angola	Organizaes Sanysabel	Pharmaceuticals	276,022.08
Angola	EAL - Edicoes De Angola, Lda.	Printing	370,635.93
Angola	Maianga Produes Culturais, Lda	Printing	127,925.32
Argentina	Cursorgroup Srl	Communication Equip.	55,135.35
Argentina	Only Ch Srl	Identific. & Signage	56,071.42
Argentina	Egidio Valentn Giuliani S.A.	IT & Office Supplies	56,859.75
Argentina	Tokioba S.H. De Fabian Bonaldo Y Karina Bonaldo	IT & Office Supplies	44,194.12
Argentina	Manifesto Argentina Srl	IT & Office Supplies	34,515.23
Argentina	Auditron S.A.	Medical Equipment	34,900.96
Argentina	Anselmo L. Morvillo S.A.	Printing	132,693.79
Argentina	Ediciones Emede S.A	Printing	105,019.09
Argentina	Impresos Garbarino Hnos. S.A.	Printing	99,769.06
Argentina	Baires Print S.A.	Printing	58,156.16
Argentina	S.A. La Nacion	Printing	35,511.49
Argentina	Dicopack S.A.	Water and Sanitation	301,977.00
Armenia	Printinfo Jv Lic	Printing	49,116.92
Australia	Codan Limited	Communication Equip.	424,154.75
Australia	Bmdi Tuta Healthcare Pty Limited	Medical Equipment	183,030.26
Australia	Mono Pumps (Australia) Pty. Ltd.	Water and Sanitation	42,490.00
Bangladesh	Berger Paints Bangladesh Limited	Construction Nonwash	78,424.40
Bangladesh	Western Engineering Co.	Education Supplies	111,496.15
Bangladesh	Gazi Enterprise	Education Supplies	62,117.33
Bangladesh	Papyrus International	Education Supplies	32,374.63
Bangladesh	Executive Technologies Ltd.	IT & Office Supplies	177,422.85
Bangladesh	Flora Ltd.	IT & Office Supplies	116,032.57
Bangladesh	Thakral Information Systems Private Limited	IT & Office Supplies	104,959.03
Bangladesh	Design Plus Limited	IT & Office Supplies	90,394.90
Bangladesh	AQ Chowdhury Science & Synergy (Pvt) Ltd.	Laboratory Supplies	79,726.54
Bangladesh	Partex Furniture Industries Limited	Medical Equipment	167,345.23
Bangladesh	Babel Corporation Ltd.	Medical Equipment	36,952.47
Bangladesh	Square Pharmaceuticals Ltd.	Pharmaceuticals	647,028.24
Bangladesh	Renata Limited	Pharmaceuticals	356,901.40
Bangladesh	Evergreen Printing And Packaging	Printing	502,353.53
Bangladesh	Intergraphic Limited	Printing	500,136.39
Bangladesh	Bangladesh Progressive Enterprise Press Ltd.	Printing	337,125.29
Bangladesh	Sustainable Development Resource Center (SDRC)	Printing	327,888.20
Bangladesh	Laser Scan Limited	Printing	244,669.16
Bangladesh	Orchid Printers	Printing	206,769.50
Bangladesh	M. K. Printers And Packaging	Printing	164,936.88
Bangladesh	Andes Ltd	Printing	108,222.81
Bangladesh	Oboni Printing & Packaging Ltd.	Printing	84,432.77
Bangladesh	Goodwill Trade International Pvt Ltd.	Printing	77,044.50
Bangladesh	Masro Printing & Packaging Ltd	Printing	46,845.74
Bangladesh	Western Engineering Co.	Shelter/Field Equip.	695,490.72
Bangladesh	M/S. Sagir & Brothers	Shelter/Field Equip.	97,615.02
Bangladesh	Easy Traders	Staff Supplies	67,313.00
Bangladesh	Goodwill Trade International Pvt Ltd.	Transport	201,884.71
Bangladesh	Tara Tari Ltd.	Transport	59,631.10
Bangladesh	Project Director, Integrated Community Development Project (ICDP)	Water and Sanitation	746,953.08
Bangladesh	Comilla Engineering & Casting Ltd	Water and Sanitation	217,294.21
Bangladesh	Rangpur Foundry Ltd.	Water and Sanitation	93,103.45
Bangladesh	Western Engineering Co.	Water and Sanitation	41,432.36
Bangladesh	Ioddr, B	Water and Sanitation	36,652.02
Belarus	Belmedtorgservice	Medical Equipment	73,440.62
Belarus	Altiora - Vivid Colours	Printing	98,789.87
Belarus	Atlant-M Vostok	Transport	45,945.16
Belgium	Innogenetics N.V.	Diagnostic Test Kits	42,352.09

Major Orders for Goods Placed by Agency During 2011 (Orders of \$30,000 or more)

AGENCY			PO Value
Location of Supplier	Name of Supplier	Description of Goods	USD
UNICEF Continued			
Belgium	Cameleon IT Solutions	IT & Office Supplies	40,722.45
Belgium	Becton Dickinson International	Laboratory Supplies	5,640,284.80
Belgium	Becton Dickinson International	Medical Renewable	9,041,882.49
Belgium	Michiels Fabrieken N.V.	Nutrition	9,922,535.27
Belgium	Purna Pharmaceuticals N.V.	Pharmaceuticals	749,510.59
Belgium	Laboratoria Wolfs N.V.	Pharmaceuticals	400,015.91
Belgium	Glaxosmithkline Biologicals S.A.	Vaccines/Biologicals	217,306,568.25
Belgium	A. De Backer & Co	Water and Sanitation	212,525.28
Belize	Fer De Lance Productions	Printing	34,757.00
Benin	Societe K. Marlou International Sar	Bednets/Insecticides	35,881.37
Benin	St Azar Jean	Education Supplies	94,985.32
Benin	Comptoir Beninois De Papier	Education Supplies	55,710.81
Benin	Lotus + Mater. Et Fournitures De Bureau	Education Supplies	54,484.30
Benin	St Tunde S.A.	Education Supplies	50,803.45
Benin	Sonacop	Fuel & Lubricants	120,495.05
Benin	Dankeza	Laboratory Supplies	77,949.20
Benin	Magnificat Edition	Printing	107,609.31
Benin	Imprimerie Minute - Sarl	Printing	85,705.50
Benin	Prim'Etic	Printing	58,956.23
Bhutan	Galing Printing & Desktop Publishing	Printing	30,061.63
Bhutan	Children's Corner & Sales	Shelter/Field Equip.	235,486.81
Bhutan	Jaigaon Steel Centre	Water and Sanitation	237,764.55
Bolivia	Confecciones Nova	Education Supplies	65,296.17
Bolivia	Macontex Majo	Education Supplies	34,092.61
Bolivia	Dell World Trade L.P.	IT & Office Supplies	44,821.00
Bolivia	SPC Impresores	Printing	81,872.25
Bolivia	Artes Grficas Sagitario S.R.L.	Printing	32,878.02
Bolivia	Confecciones Nova	Shelter/Field Equip.	39,481.12
Bolivia	Sociedad Comercial Juan Bautista Ltda.	Water and Sanitation	77,555.85
Bolivia	Confecciones Nova	Water and Sanitation	49,530.97
Bolivia	Alimplastic	Water and Sanitation	38,529.10
Bosnia and Herzegovina	Doo Avdic 3A	Education Supplies	30,533.92
Bosnia and Herzegovina	Infologic	IT & Office Supplies	35,900.79
Bosnia and Herzegovina	Arch Design D.O.O. Sarajevo	Printing	40,714.01
Bosnia and Herzegovina	Jordan Studio	Printing	34,572.55
Bosnia and Herzegovina	F-Autocentar Sa D.O.O.	Transport	68,435.74
Botswana	Printing And Publishing (Pty) Ltd	Printing	47,164.95
Brazil	Rohper Promocoos, Eventos E Empreendimentos Turisticos Ltd.	Education Supplies	31,487.35
Brazil	Info Store Computadores Da Amazonia Ltda	IT & Office Supplies	33,537.85
Brazil	Editora Globo S.A.	Printing	116,098.11
Brazil	Pro Visual Grafica E Editora Ltda-Me	Printing	43,157.35
Brazil	Athalaia Grafica E Editora Ltda	Printing	40,462.23
Brazil	Grafica E Editora Brasil Ltda	Printing	38,830.41
Brazil	Paineis Servicos De Sinalizacao Ltda	Printing	32,035.12
Brazil	Bio-Manguinhos	Vaccines/Biologicals	1,367,805.00
Bulgaria	Marketing-V Ltd.	Water and Sanitation	407,187.73
Burkina Faso	S B F (Societe Bagagnan Et Fils)	Agriculture	33,992.00
Burkina Faso	Azimut De Travaux Et Fournitures	Education Supplies	93,314.70
Burkina Faso	S B F (Societe Bagagnan Et Fils)	Education Supplies	91,414.04
Burkina Faso	Eniam-Btiment Sarl	Education Supplies	62,680.35
Burkina Faso	Spa Pro Buro	Education Supplies	46,026.50
Burkina Faso	Entreprise Koala Meuble De Luxe	Education Supplies	36,884.74
Burkina Faso	A.C.D - Adam'S Commerce & Distribution	Education Supplies	33,038.49
Burkina Faso	Le Mobilier Oubda Placide	Education Supplies	30,591.42
Burkina Faso	Projet De Production Internationale-Mali	IT & Office Supplies	40,535.08
Burkina Faso	FGZ Trading	Printing	34,277.15
Burundi	Regie Des Productions Pedagogiques	Education Supplies	45,193.37
Burundi	Engen Petroleum Burundi	Fuel & Lubricants	50,122.48
Burundi	General Trading Services "G.T.S"	IT & Office Supplies	45,740.68
Burundi	Maimo	Printing	134,415.02
Burundi	Mex (Maison Electro Xerographie)	Printing	95,081.73
Burundi	Top Imprimerie	Printing	45,877.04
Burundi	Tramwex	Transport	61,399.94
Burundi	Utema Travhydro Burundi	Water and Sanitation	358,375.11
Cambodia	Banna Kea Cheat	Education Supplies	72,860.04
Cambodia	Total Cambodge	Fuel & Lubricants	135,267.00
Cambodia	Kim Heng Computer Center	IT & Office Supplies	40,421.90
Cambodia	Neeka Ltd.	IT & Office Supplies	38,595.71
Cambodia	Modern Printing Design	Printing	58,009.80
Cambodia	3D Graphics Publishing	Printing	45,118.54
Cambodia	C. M. Y. K Printing & Advertising Production	Printing	39,797.07
Cambodia	Makara Printing House	Printing	35,972.01
Cambodia	Ouddompheap Advertising And Printing Co., Ltd	Printing	35,872.21
Cambodia	Publishing & Distribution House	Printing	34,758.87
Cambodia	Yamaha Motor (Cambodia) Company Limited	Transport	135,287.98
Cameroon	Etablissement Pacific Action	Education Supplies	42,096.24
Cameroon	Compagnie Equatoriale Des Travaux Et D'Equipement (Ceteq)	Education Supplies	40,134.66
Cameroon	ETS Noumsi Et Fils	Education Supplies	31,090.43
Cameroon	Snob's Bazar	Education Supplies	30,188.48
Canada	Open Text Corporation	IT & Office Supplies	166,987.26
Canada	Banner Pharmacaps (Canada) Ltd	Pharmaceuticals	728,899.00
Canada	Intervax	Vaccines/Biologicals	820,632.78
Central African Republic	Savex	Bednets/Insecticides	40,601.00
Central African Republic	LGR Services	Education Supplies	69,801.82
Central African Republic	Total Centrafrique	Fuel & Lubricants	397,874.03
Central African Republic	Vopijus	Printing	165,210.22
Central African Republic	L.T Services	Printing	71,399.80
Chad	Semcogi	Education Supplies	135,398.99
Chad	Boutique Abbo	Education Supplies	63,876.04
Chad	Atelier Menuiserie Le Confort	Education Supplies	50,689.28
Chad	Salim Hassaballah	Education Supplies	48,364.44
Chad	Illustrator Service	Identific. & Signage	196,216.08
Chad	Continental Group	Pharmaceuticals	111,766.89
Chad	Tidjani Ibrahim	Pharmaceuticals	104,572.74
Chad	ETS Mahacog	Pharmaceuticals	64,288.73
Chad	ETS M.H.M	Pharmaceuticals	59,214.95
Chad	Julie Pudlowski Consulting	Printing	250,745.58
Chad	Illustrator Service	Printing	232,048.12
Chad	Aubaine Graphic	Printing	108,286.92
Chad	Imprimerie Du Tchad	Printing	61,044.60
Chad	E.G.C.A	Water and Sanitation	134,287.01
Chad	Continental Group	Water and Sanitation	119,663.48
Chad	ETS Mahacog	Water and Sanitation	80,334.77
Chad	ETS M.H.M	Water and Sanitation	62,210.08
Chile	Productora Grafica Andros Ltda	Printing	39,275.59
China	Top Sources Trading Ltd.	Clothing & Footwear	163,350.00
China	Haier Electrical Appliances Corp Lt	Cold Chain Equipment	940,655.20
China	Beijing Jialihengye International Trading Co., Ltd	Cold Chain Equipment	42,373.00
China	HIC International (Shanghai) Co., Limited.	Cold Chain Equipment	36,170.69
China	Beijing Yijia Century Internet Technology Co., Ltd	Communication Equip.	46,398.43
China	Beijing Bridge Telecom Tech. Co. Ltd	Communication Equip.	32,634.38
China	Beijing Xintongjiu Science & Trade Co.	Communication Equip.	31,369.59
China	Shanghai Kehua Bio-Engineering Co.	Diagnostic Test Kits	156,251.52
China	Ningbo Binbin Stationery Co., Ltd.	Education Supplies	3,423,767.12
China	Beijing Jia Yu Tong Trade Corporation Ltd	Education Supplies	1,936,854.73
China	Hangzhou Rongye Furniture Co. Ltd	Education Supplies	796,514.85
China	Tianjin Wantex Import & Export Co.	Education Supplies	451,787.08
China	Maxleaf Stationery Ltd.	Education Supplies	441,808.04
China	Hangzhou Cereal, Oils & Foodstuffs	Education Supplies	141,428.93
China	ITI Company (Shanghai) Ltd.	Education Supplies	131,854.26

Major Orders for Goods Placed by Agency During 2011 (Orders of \$30,000 or more)

AGENCY			PO Value
Location of Supplier	Name of Supplier	Description of Goods	USD
UNICEF Continued			
China	Atbaby Window International Trade (Beijing) Co., Ltd	Education Supplies	117,768.08
China	China Educational Instrument	Education Supplies	106,423.36
China	Top Sources Trading Ltd.	Education Supplies	59,029.60
China	Beijing Xinhua Bookstore, Wangfujing Branch	Education Supplies	33,818.14
China	Beijing Fuminghaotian	Education Supplies	32,745.60
China	China-Han Technical Development Corp.	Education Supplies	31,692.10
China	Jinhua Longtai Imp. & Exp. Trading	Education Supplies	30,282.84
China	Tianjin Yorkool International	Household Technology	1,097,800.00
China	Hangzhou Cereal, Oils & Foodstuffs	Identific. & Signage	1,078,755.00
China	Bj 28 Shows Technology Co. Ltd.	Identific. & Signage	32,311.32
China	Shanghai Hewlett-Packard Co.,Ltd	IT & Office Supplies	156,231.43
China	Beijing Yibo Shunda Technology And Services Co., Ltd	IT & Office Supplies	142,344.08
China	Beijing Huatong Lifeng Science & Technology Co., Ltd	IT & Office Supplies	98,100.57
China	Beijing Bridge Telecom Tech. Co. Ltd	IT & Office Supplies	43,332.54
China	Dandong Land Trade Company Limited	IT & Office Supplies	35,475.47
China	Dandong Sevsuns Trading Co. Ltd	IT & Office Supplies	34,674.00
China	Beijing Xintongjiu Science & Trade Co.	IT & Office Supplies	33,733.03
China	Dandong Zhongwei Industrial Trading Corporation	IT & Office Supplies	30,234.72
China	Beijing Bio-Meditech Co., Ltd	Laboratory Supplies	280,754.72
China	Beijing Global Links Medical Technology Ltd.	Laboratory Supplies	143,257.71
China	Zhe Jiang Daji Medical Instrument Co. Ltd.	Laboratory Supplies	40,050.00
China	China National Medical Equipment Co., Ltd	Laboratory Supplies	39,899.21
China	Salt Research Institute, China National Salt Corp.	Laboratory Supplies	35,836.00
China	Moneray International Ltd.	Medical Equipment	269,250.00
China	China National Medical Equipment Co., Ltd	Medical Equipment	254,844.13
China	Zhe Jiang Daji Medical Instrument Co. Ltd.	Medical Equipment	82,513.83
China	Bj Zmxy Tech Development Co. Ltd.	Medical Equipment	38,672.80
China	Beijing Fu Ming Hao Tian International Trade Co., Ltd	Medical Kits	42,674.53
China	Occupational Safety And Health (Beijing) Ltd	Medical Renewable	104,189.47
China	ITI Company (Shanghai) Ltd.	Medical Renewable	92,207.20
China	Qingdao Mehel International	Medical Renewable	44,870.00
China	Qingdao Biomate Food Stuff Co. Ltd	Nutrition	307,835.91
China	Haier Medical And Laboratory Products Co., Ltd	Other	98,994.36
China	Guilin Pharmaceutical Co., Ltd	Pharmaceuticals	1,881,573.10
China	Peak International Trade (Tianjin)	Pharmaceuticals	104,832.00
China	Xinjiang Int. Economic Cooperation Co.	Printing	244,388.30
China	Northern International (Holding) Co., Ltd.	Printing	214,823.40
China	Hainan Provincial Postal Business Correspondence Advertisement Bureau	Printing	97,705.19
China	Dandong Zhongwei Industrial Trading Corporation	Printing	96,500.00
China	Maxshow Printing Co. Ltd, Beijing	Printing	68,354.93
China	Qingdao Gyoha Entech Co. Ltd.	Shelter/Field Equip.	2,935,701.36
China	Beijing Fuminghaotian	Shelter/Field Equip.	629,850.00
China	Xinjiang Int. Economic Cooperation Co.	Shelter/Field Equip.	100,620.00
China	Jincheng Group Imp.& Exp., Co., Ltd	Transport	211,108.00
China	Beijing Sanjiangjinke Auto Sales Co.	Transport	115,737.17
China	Anhui Jianghuai Automobiles Co., Ltd	Transport	81,600.00
China	Dandong Land Trade Company Limited	Transport	31,540.00
China	Shanghai Pentagonal Mart Co.,Ltd.	Warehousing	502,612.53
China	Xinjiang Int. Economic Cooperation Co.	Warehousing	236,900.00
China	Dandong Sevsuns Trading Co. Ltd	Water and Sanitation	519,596.77
China	Dandong Land Trade Company Limited	Water and Sanitation	222,516.58
China	Xinjiang Int. Economic Cooperation Co.	Water and Sanitation	173,032.68
China	Top Sources Trading Ltd	Water and Sanitation	156,380.00
China	Northern International (Holding) Co., Ltd.	Water and Sanitation	153,175.03
China	Dandong Zhongwei Industrial Trading Corporation	Water and Sanitation	150,265.97
China	DOFCOM, Guangxi	Water and Sanitation	131,730.74
China, Hong Kong	Euro Suisse International Limited	Education Supplies	281,692.23
China, Hong Kong	A.Andrews & Co.(Mail Order) Ltd.	IT & Office Supplies	466,022.19
Colombia	Asia Microcomputadores Ltda.	IT & Office Supplies	57,894.13
Colombia	Editorial Gente Nueva	Printing	34,869.87
Comoros	Menuiserie Ramadhane	Education Supplies	52,112.74
Comoros	Atelier Mohamed	Education Supplies	47,649.44
Comoros	Socit Nouvelles De Construction/S.N.C Le Beau	Education Supplies	45,226.52
Comoros	Al Anrif Construction	Education Supplies	44,258.09
Comoros	Egemo	Nutrition	136,496.97
Comoros	Comor' Optic - New Bazar	Nutrition	66,033.32
Comoros	Euromarche	Nutrition	47,554.29
Comoros	Graphica Imprimerie	Printing	86,260.39
Congo, Republic of the	Atelier Frere Alexandre	Education Supplies	46,702.38
Congo, Republic of the	Societe Momo Internationale	Education Supplies	46,559.94
Congo, Republic of the	CLO-Services	Education Supplies	38,813.01
Congo, Republic of the	ETS M&S	IT & Office Supplies	40,025.20
Congo, Republic of the	Prodimpex - Sarl	Transport	93,385.00
Congo, Republic of the	Co.Dis.Co	Water and Sanitation	42,884.65
Costa Rica	Amde Computers Corporations, S.A.	IT & Office Supplies	30,158.68
Cote d'Ivoire	Unilever Cote D'Ivoire	Bednets/Insecticides	149,721.65
Cote d'Ivoire	2 B Pub	Bednets/Insecticides	53,984.47
Cote d'Ivoire	Graphicolor	Bednets/Insecticides	53,984.46
Cote d'Ivoire	S2Po	Bednets/Insecticides	43,997.34
Cote d'Ivoire	Menuiserie Brou Sarl	Education Supplies	248,654.38
Cote d'Ivoire	IDT (Innovation Design Technique)	Education Supplies	134,155.72
Cote d'Ivoire	Acgim	Education Supplies	52,397.43
Cote d'Ivoire	Avila Service	Fuel & Lubricants	189,328.78
Cote d'Ivoire	Idigaz	Fuel & Lubricants	128,984.79
Cote d'Ivoire	Total Cote D'Ivoire	Fuel & Lubricants	115,645.37
Cote d'Ivoire	Multi Prestations	Fuel & Lubricants	107,031.65
Cote d'Ivoire	Shell Cote D'Ivoire	Fuel & Lubricants	94,356.42
Cote d'Ivoire	2 B Pub	Identific. & Signage	75,893.61
Cote d'Ivoire	E.C.M.C	IT & Office Supplies	111,520.00
Cote d'Ivoire	Entreprise Mida	IT & Office Supplies	110,336.93
Cote d'Ivoire	Entreprise Toure Moussa	IT & Office Supplies	108,915.52
Cote d'Ivoire	Ets Alpha	IT & Office Supplies	72,681.06
Cote d'Ivoire	Cfao Technologies	IT & Office Supplies	54,217.42
Cote d'Ivoire	Spiral (Sdipm)	IT & Office Supplies	49,219.35
Cote d'Ivoire	BBGC Medical	IT & Office Supplies	42,065.74
Cote d'Ivoire	Ets Toure Et Freres	IT & Office Supplies	41,980.36
Cote d'Ivoire	Esquisse	Printing	89,317.35
Cote d'Ivoire	Lonaci Print	Printing	85,647.39
Cote d'Ivoire	Kims Imprimerie	Printing	32,248.27
Cote d'Ivoire	Oceanic Industries S.A.	Shelter/Field Equip.	32,194.45
Cote d'Ivoire	Africauto	Transport	40,826.48
Cote d'Ivoire	Unilever Cote D'Ivoire	Water and Sanitation	166,942.13
Cote d'Ivoire	Bernabe Ci	Water and Sanitation	80,671.78
Cote d'Ivoire	Equip Gimat	Water and Sanitation	53,058.04
Croatia	Stega Tisak D.O.O.	Printing	35,959.30
Croatia	Grafing	Printing	32,561.29
Croatia	Denona D.O.O.	Printing	31,028.30
Cuba	Intel Laboratory Investment	Communication Equip.	58,338.57
Cuba	Empresa Productora De Prefabricado De Granma	Education Supplies	33,987.16
Cuba	Lusaka Panama S.A.	Identific. & Signage	45,500.00
Cuba	Valco Import-Export S.A.	Identific. & Signage	45,120.00
Cuba	Grupo Kapan Internacional S.A.	IT & Office Supplies	200,485.63
Cuba	Grupo Santa Monica Internacional S.A.	IT & Office Supplies	97,546.00
Cuba	Quattroeffe S.R.L.	IT & Office Supplies	48,839.11
Cuba	Edetra S.A.	Laboratory Supplies	54,107.59
Cuba	Quattroeffe S.R.L.	Nutrition	73,784.40
Cuba	Quattroeffe S.R.L.	Other	47,692.03
Cuba	D'Vinni S.A.	Printing	145,722.90

Major Orders for Goods Placed by Agency During 2011 (Orders of \$30,000 or more)

AGENCY			PO Value
Location of Supplier	Name of Supplier	Description of Goods	USD
UNICEF Continued			
Cuba	Molinos Trade S.A.	Printing	39,076.00
Cuba	Quattroeffe S.R.L.	Water and Sanitation	50,064.73
Cuba	Comercial Figueroa S.R.L.	Water and Sanitation	43,896.88
Cyprus	Remedica Ltd.	Pharmaceuticals	5,217,791.77
Czech Republic	Papirny Brno A.S.	Education Supplies	193,465.89
Czech Republic	Papirny Brno A.S.	Printing	32,451.99
Democratic Rep. of the Congo	Ets Ndamwenge	Clothing & Footwear	451,900.00
Democratic Rep. of the Congo	Maison M.L.	Clothing & Footwear	448,994.00
Democratic Rep. of the Congo	La Colombiere	Clothing & Footwear	393,393.00
Democratic Rep. of the Congo	Quincaillerie Galaxy	Clothing & Footwear	86,634.00
Democratic Rep. of the Congo	Ets La Victoire Business	Clothing & Footwear	52,743.00
Democratic Rep. of the Congo	Ets Lokela - Papeterie Et Divers	Education Supplies	39,381.80
Democratic Rep. of the Congo	Menuiserie Des Beaux Arts	Education Supplies	35,041.40
Democratic Rep. of the Congo	Engen DRC	Fuel & Lubricants	68,579.76
Democratic Rep. of the Congo	Station I.B.B.	Fuel & Lubricants	49,215.18
Democratic Rep. of the Congo	United Petroleum/Katanga	Fuel & Lubricants	37,051.00
Democratic Rep. of the Congo	Station Petro Bunia	Fuel & Lubricants	34,898.50
Democratic Rep. of the Congo	Petrox Congo	Fuel & Lubricants	34,600.80
Democratic Rep. of the Congo	Prodimpex	IT & Office Supplies	71,650.00
Democratic Rep. of the Congo	Amwili Sprl/Lubumbashi	Nutrition	221,432.04
Democratic Rep. of the Congo	Kinpress (Imprimerie Typo-Ofset)	Printing	295,950.53
Democratic Rep. of the Congo	Instaprint	Printing	138,626.78
Democratic Rep. of the Congo	Societe Missionnaire De Saint Paul/Lubumbashi	Printing	110,517.00
Democratic Rep. of the Congo	Bilem Impressions	Printing	106,480.74
Democratic Rep. of the Congo	Adneyd	Printing	105,071.00
Democratic Rep. of the Congo	AGB S.P.R.L.	Printing	56,987.17
Democratic Rep. of the Congo	Akor Press	Printing	46,433.70
Democratic Rep. of the Congo	Congo Graphic	Printing	35,700.00
Democratic Rep. of the Congo	Prodimpex	Transport	1,209,560.00
Democratic Rep. of the Congo	Cfao Motors (Ex-Afrima)	Transport	254,562.06
Democratic Rep. of the Congo	Ital Motors	Transport	141,295.00
Democratic Rep. of the Congo	Ets Tuku Tuku	Transport	86,078.00
Democratic Rep. of the Congo	Quincaillerie Atlas Des Secteurs	Water and Sanitation	476,817.62
Democratic Rep. of the Congo	Maison M.L.	Water and Sanitation	469,132.26
Democratic Rep. of the Congo	ASF (Action De Sante Familiale)	Water and Sanitation	102,932.46
Democratic Rep. of the Congo	Cav Chagrovot	Water and Sanitation	98,108.30
Democratic Rep. of the Congo	Quincaillerie Rahim	Water and Sanitation	59,939.00
Democratic Rep. of the Congo	Societe Kotech	Water and Sanitation	49,996.60
Denmark	Vestfrost A/S	Cold Chain Equipment	1,503,797.89
Denmark	H. Jessen Jrgensen A/S	Cold Chain Equipment	84,912.88
Denmark	Danimex Communication A/S	Communication Equip.	541,080.91
Denmark	Garmin Danmark A/S	Communication Equip.	266,258.49
Denmark	Danoffice Aps	Communication Equip.	35,485.55
Denmark	Siemens Healthcare Diagnostics Aps	Diagnostic Test Kits	118,691.72
Denmark	Alulock Aps	Education Supplies	182,400.00
Denmark	Gemini Koncept Huset A/S	Identific. & Signage	43,640.80
Denmark	Atea A/S	IT & Office Supplies	12,154,276.09
Denmark	Canon Danmark A/S	IT & Office Supplies	386,136.39
Denmark	Peter Justesen Company A/S	IT & Office Supplies	297,283.16
Denmark	Av Center	IT & Office Supplies	143,819.21
Denmark	Lyreco A/S	IT & Office Supplies	111,622.74
Denmark	Ambu A/S	Medical Equipment	1,714,975.84
Denmark	Procurement Services Branch, Unfpa	Medical Equipment	246,652.98
Denmark	Johs. Gram-Hanssen A/S	Medical Equipment	148,055.04
Denmark	Dsm Nutritional Products A/S	Nutrition	623,712.72
Denmark	Chr. Bardram Health-Care Aps	Nutrition	252,234.87
Denmark	Kronlein Import & Export Agencies	Nutrition	157,147.02
Denmark	Dsm Nutritional Products A/S	Pharmaceuticals	254,745.38
Denmark	Smith & Nephew A/S	Pharmaceuticals	117,139.68
Denmark	Novo Nordisk A/S	Pharmaceuticals	60,189.26
Denmark	Kjaer Group A/S	Transport	855,986.61
Denmark	Statens Serum Institut	Vaccines/Biologicals	1,077,007.52
Denmark	Dansk Traemballage A/S	Warehousing	238,360.32
Denmark	Atlet Danmark A/S	Warehousing	58,470.02
Denmark	Mc Emballage A/S	Warehousing	51,278.69
Denmark	Translyft Ergo A/S	Warehousing	33,410.02
Denmark	Ganket A/S	Warehousing	31,239.64
Denmark	Psion Teklogix Denmark	Warehousing	30,640.99
Denmark	Kuehne And Nagel-Copenhagen	Water and Sanitation	1,515,000.00
Denmark	Atlas Copco Kompressor teknik A/S	Water and Sanitation	229,595.13
Denmark	Tech Instrumentering Aps	Water and Sanitation	149,712.96
Denmark	Johs. Gram-Hanssen A/S	Water and Sanitation	48,330.00
Denmark	Itt Flygt A/S	Water and Sanitation	34,038.55
Djibouti	Dico	Education Supplies	34,590.00
Djibouti	Napoleon	Education Supplies	31,613.68
Djibouti	Total Djibouti	Fuel & Lubricants	107,407.65
Djibouti	Imprimerie Rift Valley	Printing	165,172.93
Djibouti	Quincaillerie Abdi	Water and Sanitation	205,161.92
Djibouti	Quincaillerie Abdoulbasset	Water and Sanitation	78,686.94
Djibouti	Ets Abdi	Water and Sanitation	32,907.99
Dominican Republic	Joga Sa	Education Supplies	181,298.32
Dominican Republic	Seminsa	Medical Equipment	293,816.00
Dominican Republic	Equimecoro	Medical Equipment	83,408.58
Dominican Republic	Vitaset S.A.	Nutrition	2,693,535.75
Dominican Republic	Omnimedia	Printing	45,797.57
Dominican Republic	Conadex, C. Por A.	Printing	36,812.87
East Timor	Jape Dept. Store	Education Supplies	177,775.00
East Timor	Boa Ventura	Education Supplies	86,953.15
East Timor	Sakura Stationery	Education Supplies	44,178.20
East Timor	Sylvia Dili	Printing	112,600.00
East Timor	Boa Ventura	Printing	62,150.70
East Timor	Grafica Patria	Printing	40,422.00
East Timor	Grafica Nacional	Printing	32,117.00
East Timor	Lay Shop	Water and Sanitation	82,761.25
Egypt	Clinilab	Diagnostic Test Kits	35,374.62
Egypt	Falcon For Technical And Security Systems	IT & Office Supplies	38,628.76
Egypt	Al Ahram Commercial Press	Printing	52,652.26
Egypt	Metropole-Advanced Printing Facilities	Printing	40,640.04
Egypt	International Group For Trading & Distribution	Transport	53,200.00
Egypt	International Co. for Manufacture & Assembly of Vehicles	Transport	51,839.46
Egypt	Ei Sharaf For Trading Tools, Nails And Industrial Supplies	Water and Sanitation	188,038.44
Egypt	Middle East Caravan	Water and Sanitation	84,849.79
Egypt	International Scientific Co.	Water and Sanitation	35,249.77
El Salvador	Libreria La Nueva San Salvador	Education Supplies	41,112.39
Eritrea	Sipa Sport Items Processing Asmara	Clothing & Footwear	103,379.47
Eritrea	Asmara Electric Pvt. Ltd Co.	Communication Equip.	37,583.12
Eritrea	Lion Sweater Factory	Education Supplies	108,400.00
Eritrea	Senait Textile Factory	Education Supplies	61,480.00
Eritrea	Mahta Wood And Metal Workshop	Education Supplies	39,733.33
Eritrea	Arag Wood And Metal Workshop	IT & Office Supplies	49,855.73
Eritrea	Hidri Distribution Company	Water and Sanitation	139,747.40
Ethiopia	Ethio-Asian Industries Plc.	Bednets/Insecticides	43,379.63
Ethiopia	Abader Way International Business P.L.C	Communication Equip.	148,114.23
Ethiopia	Glorious Plc	Communication Equip.	64,201.22
Ethiopia	Zenebe Ferew Nails Factory	Construction Nonwash	38,555.18
Ethiopia	Maky Tx Trading	Education Supplies	848,277.46
Ethiopia	Fares Stationery Shop	Education Supplies	473,606.81
Ethiopia	Oasis Abyssinia Plc.	Education Supplies	128,533.83
Ethiopia	Abebe Rahmeto H & O Furniture P.L.C	Education Supplies	127,589.03

Major Orders for Goods Placed by Agency During 2011 (Orders of \$30,000 or more)

AGENCY			PO Value
Location of Supplier	Name of Supplier	Description of Goods	USD
UNICEF Continued			
Ethiopia	Melaku Tadesse Modern Household & Office Production Enterprise	Education Supplies	92,069.96
Ethiopia	Omer Ahmed Abdulahi (Himilo Furniture)	Education Supplies	74,453.58
Ethiopia	Kk Building Construction Plc.	Education Supplies	59,556.00
Ethiopia	Abader Way International Business P.L.C	Education Supplies	54,675.63
Ethiopia	Addis Development Vision (Adv)	Education Supplies	50,593.16
Ethiopia	Tsedenia Publisher	Education Supplies	34,416.14
Ethiopia	Mose Furniture	Education Supplies	30,584.46
Ethiopia	National Oil Ethio P.L.C (Noc)	Fuel & Lubricants	143,465.66
Ethiopia	Total Ethiopia Share. Co.	Fuel & Lubricants	105,612.04
Ethiopia	Alta Computec Plc	IT & Office Supplies	316,000.16
Ethiopia	Snap Trading And Industry P.L.C	IT & Office Supplies	278,911.38
Ethiopia	Gellatly Hankey & Co. (Red Sea) S.C.	IT & Office Supplies	116,730.06
Ethiopia	Melaku Tadesse Modern Household & Office Production Enterprise	IT & Office Supplies	66,176.21
Ethiopia	Abebe Rahmeto H & O Furniture P.L.C	IT & Office Supplies	58,360.37
Ethiopia	Information Systems Services	IT & Office Supplies	48,644.55
Ethiopia	General Mercantile Plc	IT & Office Supplies	41,617.45
Ethiopia	Robit Intl Business Group Pl.C	IT & Office Supplies	41,161.77
Ethiopia	Abader Way International Business P.L.C	IT & Office Supplies	39,496.25
Ethiopia	Helena Soap Factory	Medical Kits	392,042.79
Ethiopia	Oasis Abyssinia Plc.	Medical Kits	314,156.64
Ethiopia	Kahel General Business Plc	Medical Kits	215,621.28
Ethiopia	Integrated Service For Aids Prevention & Support Organization	Medical Kits	96,640.70
Ethiopia	Soney Garment Textile General Trading P.L.C.	Medical Renewable	303,606.08
Ethiopia	Hilina Enriched Food Processing Center Plc	Nutrition	8,045,075.70
Ethiopia	Fits Private Limited Company	Nutrition	49,655.64
Ethiopia	Africa Printing Plc.	Not Defined	98,867.91
Ethiopia	Region 5 Transport Company.	Not Defined	96,986.59
Ethiopia	Birtukan Tsegaye Yilma, Amanuel Printing Press	Not Defined	49,019.32
Ethiopia	Merit Management Consult Plc.	Not Defined	44,433.66
Ethiopia	Ged Private Limited Company	Not Defined	32,623.21
Ethiopia	Fares Stationery Shop	Not Defined	32,502.00
Ethiopia	Birtukan Tsegaye Yilma, Amanuel Printing Press	Printing	179,953.24
Ethiopia	Ged Private Limited Company	Printing	172,349.90
Ethiopia	Flamingo Printing Press P.L.C	Printing	153,069.14
Ethiopia	Rehobot Printers Plc.	Printing	127,701.65
Ethiopia	Fame Leather & Canvas Sewing Factory P.L.C	Printing	117,342.30
Ethiopia	Star Printing Press	Printing	113,303.23
Ethiopia	EDM Printing Enterprise	Printing	64,620.12
Ethiopia	Africa Printing Plc.	Printing	58,194.59
Ethiopia	Ultimate Printing Press Plc	Printing	41,719.39
Ethiopia	Tulu Dadi General Trading Plc.	Printing	36,475.09
Ethiopia	Royal Service Ethiopia Plc	Printing	33,168.93
Ethiopia	Double S Business Group P.L.C	Shelter/Field Equip.	598,787.94
Ethiopia	Getfam Plc.	Shelter/Field Equip.	337,904.93
Ethiopia	Bags Family Construction P.L.C.	Shelter/Field Equip.	192,356.19
Ethiopia	Debre Berhan Blanket Factory	Shelter/Field Equip.	125,298.33
Ethiopia	Kk Private Limited Company	Shelter/Field Equip.	103,622.86
Ethiopia	Bisrat P.L.C	Shelter/Field Equip.	56,729.29
Ethiopia	Avon Industries Plc	Shelter/Field Equip.	55,454.01
Ethiopia	Hambon General Trading Plc	Shelter/Field Equip.	43,440.45
Ethiopia	Ethio-Asian Industries Plc.	Shelter/Field Equip.	37,568.79
Ethiopia	Geshen Transport Pvt. Ltd. Company	Transport	194,272.30
Ethiopia	Region 5 Transport Company	Transport	178,000.00
Ethiopia	Moenco	Transport	69,546.26
Ethiopia	Hagbes P.L.C.	Transport	51,162.97
Ethiopia	Yared Seifu Household & Office Furniture Trading	Warehousing	39,047.34
Ethiopia	Bishan Gari Purification Industries Plc.	Water and Sanitation	203,814.26
Ethiopia	Population Services International (Psi) Ethiopia	Water and Sanitation	101,235.06
Ethiopia	Citrus International Trading Plc	Water and Sanitation	86,506.31
Ethiopia	Abitimech Engineering P.L.C	Water and Sanitation	51,572.16
Ethiopia	Habtamu Tadesse Importer & Distributer	Water and Sanitation	45,735.08
Ethiopia	Avon Industries Plc	Water and Sanitation	43,416.88
Ethiopia	I.G. Entertainment P.L.C.	Water and Sanitation	43,071.79
Ethiopia	Rift Valley Water Technology P.L.C	Water and Sanitation	39,165.26
Ethiopia	Sof Omar Construction Machinery Rental	Water and Sanitation	36,556.84
Fiji	Small Medium Business Solutions Ltd	IT & Office Supplies	51,618.56
Fiji	Ricoh Business Centre	IT & Office Supplies	37,219.71
Fiji	Quality Print Limited	IT & Office Supplies	35,937.09
Finland	Porkka Finland Oy	Cold Chain Equipment	320,251.53
Finland	Naps Systems Oy	Cold Chain Equipment	210,160.35
Finland	Naps Systems Oy	Communication Equip.	535,133.23
Finland	Ani Labsystems Ltd. Oy	Diagnostic Test Kits	84,566.08
Finland	Ab Crown Products Oy	Education Supplies	169,019.76
Finland	Pa-Hu Oy	Medical Renewable	860,337.05
Finland	Sademan Oy	Nutrition	43,502.08
France	Zhendre S.A.	Cold Chain Equipment	1,903,291.35
France	IEC Telecom	Communication Equip.	181,374.09
France	Bio-Rad Laboratories	Diagnostic Test Kits	45,590.61
France	MP Biomedicals Sarl	Diagnostic Test Kits	30,747.48
France	Sofip Export	Education Supplies	162,549.23
France	Sofip Export	IT & Office Supplies	979,527.80
France	Agencinox	Medical Equipment	562,798.19
France	Nutriset S.A.S	Nutrition	57,491,923.75
France	Africasoins S.A.S	Pharmaceuticals	5,051,899.62
France	Nutriset S.A.S	Pharmaceuticals	1,578,527.28
France	Laboratoire Renaudin	Pharmaceuticals	654,703.46
France	Panpharma S. A.	Pharmaceuticals	606,527.57
France	Centrale Humanitaire	Pharmaceuticals	390,372.77
France	Guerbet S.A.	Pharmaceuticals	33,860.28
France	Hachette Livre International	Printing	180,276.83
France	Médecins Sans Frontières	Printing	102,496.68
France	Sanofi Pasteur	Vaccines/Biologicals	91,839,442.60
France	Vergnet Hydro	Water and Sanitation	1,861,529.88
France	Sovema	Water and Sanitation	318,032.50
France	Tenesol S.A.	Water and Sanitation	163,905.72
France	Pronal S.A.	Water and Sanitation	113,790.39
France	Iris Instruments	Water and Sanitation	44,501.38
France	LMS World Water Treatment Groupe GM	Water and Sanitation	39,773.08
Gambia	Nomm Company Limited	Bednets/Insecticides	34,646.95
Gambia	Elton Gambia	Fuel & Lubricants	46,202.42
Georgia	Diozeri Ltd	Construction Nonwash	32,691.01
Georgia	Favorite Studio Ltd	Printing	94,269.69
Germany	Boss Pro-Tec Gmbh	Cold Chain Equipment	341,999.66
Germany	Phaesun Gmbh	Cold Chain Equipment	138,038.53
Germany	Copack Gmbh	Diagnostic Test Kits	200,685.65
Germany	Abbott Gmbh & Co KG	Diagnostic Test Kits	58,485.43
Germany	Boss Pro-Tec Gmbh	Education Supplies	79,423.00
Germany	Partec Gmbh	Laboratory Supplies	1,356,029.47
Germany	Deutsche Gesellschaft Fr Technisch	Laboratory Supplies	773,811.59
Germany	Roche Diagnostics Gmbh	Laboratory Supplies	478,855.26
Germany	Abbott Gmbh & Co KG	Laboratory Supplies	279,046.10
Germany	Deutsche Gesellschaft Fr Technisch	Medical Equipment	276,302.79
Germany	Rudolf Riester Gmbh	Medical Equipment	100,672.82
Germany	Medicon EG	Medical Equipment	66,822.39
Germany	Chempatex Medizinische	Medical Renewable	990,239.61
Germany	KD Medical Gmbh Hospital Products	Medical Renewable	611,234.68
Germany	Helm Pharmaceuticals Gmbh	Medical Renewable	285,039.00

Major Orders for Goods Placed by Agency During 2011 (Orders of \$30,000 or more)

AGENCY			PO Value
Location of Supplier	Name of Supplier	Description of Goods	USD
UNICEF Continued			
Germany	Helm Medical Gmbh	Medical Renewable	259,854.00
Germany	Henke-Sass, Wolf Gmbh	Medical Renewable	133,830.19
Germany	Troge Medical Gmbh	Medical Renewable	41,544.93
Germany	Msi Gmbh	Nutrition	2,753,848.80
Germany	SECA Gmbh & Co. Kg.	Nutrition	1,479,627.01
Germany	Muehlenchemie Gmbh & Co. KG	Nutrition	114,597.84
Germany	KBI Kunststoffbeutel Prod. Gmbh & Co.	Pharmaceuticals	5,736,136.95
Germany	Deutsche Gesellschaft Fr Technisch	Pharmaceuticals	3,099,765.35
Germany	Lomapharm, Rudolf Lohmann Gmbh KG	Pharmaceuticals	2,175,717.45
Germany	Rotexmedica Gmbh	Pharmaceuticals	624,694.72
Germany	B. Braun Melsungen AG	Pharmaceuticals	133,619.58
Germany	Speedliner Mobility Gmbh	Transport	195,384.00
Germany	Smurfit Kappa Wellpappenwerk Waren	Warehousing	432,021.79
Germany	Phaesun Gmbh	Water and Sanitation	290,579.28
Germany	GWE Pumpenboese Gmbh	Water and Sanitation	270,499.45
Germany	Asantys Systems Gmbh	Water and Sanitation	260,846.94
Germany	Promens Packaging Gmbh	Water and Sanitation	158,022.66
Germany	Bernt Lorentz Gmbh & Co KG	Water and Sanitation	107,251.29
Germany	Fleischhacker Gmbh & Co.Kg	Water and Sanitation	84,615.14
Germany	Motorenfabrik Hatz Gmbh & Co KG	Water and Sanitation	78,847.26
Germany	Tintometer Gmbh	Water and Sanitation	52,652.26
Ghana	Pure Faith Ent.	Bednets/Insecticides	440,615.38
Ghana	Kingdom Books & Stationary Enterprise	Education Supplies	57,431.96
Ghana	Pro Web	Education Supplies	42,819.31
Ghana	Krif (Ghana) Ltd.	Education Supplies	32,871.37
Ghana	Ahenfie Furniture Works	IT & Office Supplies	99,101.69
Ghana	Kingdom Books & Stationary Enterprise	IT & Office Supplies	34,575.56
Ghana	Royal Crown Press Ltd.	Printing	233,037.47
Ghana	Buck Press Limited	Printing	88,764.55
Ghana	Koy Printing Ltd.	Printing	64,655.17
Ghana	Type	Printing	46,968.71
Ghana	Sharp Impressions	Printing	41,875.68
Ghana	Select Business Solutions	Printing	37,652.39
Ghana	Universal Literacy Company	Printing	33,899.52
Ghana	God Shadow Ent.	Transport	51,488.03
Ghana	Cool Keep Trading Agency	Water and Sanitation	394,946.12
Ghana	Overstep Agency	Water and Sanitation	358,083.85
Ghana	God Shadow Ent.	Water and Sanitation	88,959.27
Ghana	Kuul Trade Enterprise	Water and Sanitation	32,516.55
Guatemala	Ingenieria Y Representaciones S.A.	Communication Equip.	38,371.15
Guatemala	Libreria Y Papeleria Progreso S.A.	Education Supplies	44,801.71
Guatemala	Metrica	IT & Office Supplies	68,300.74
Guatemala	Sisteco	IT & Office Supplies	68,091.30
Guatemala	Nutrimed	Nutrition	38,819.88
Guatemala	Abbott Laboratorios S.A.	Pharmaceuticals	795,927.96
Guatemala	Gare De Creacion,Sociedad Anonima	Printing	88,631.29
Guatemala	Gpo Gigantografias	Printing	49,823.07
Guatemala	Ferreterias El Tejar, S.A.	Water and Sanitation	79,495.05
Guatemala	Fibrasol, S.A.	Water and Sanitation	78,327.71
Guatemala	Durman Esquivel Guatemala, S.A.	Water and Sanitation	47,483.98
Guatemala	Metaloplastica, S.A.	Water and Sanitation	37,698.01
Guinea	Sodefa	Education Supplies	90,314.21
Guinea	Total Guinee	Fuel & Lubricants	166,818.40
Guinea	Mix-Marketing Service	Identific. & Signage	79,102.67
Guinea	Imprimerie Du Centre (Dakar)	Printing	47,450.80
Guinea	Mix-Marketing Service	Printing	39,953.22
Guinea-Bissau	Blotch Servicos Lda	Education Supplies	101,980.89
Guinea-Bissau	Comprocesmad Sarl	Education Supplies	73,691.59
Guinea-Bissau	Maca Madeira Lda.	Education Supplies	56,235.29
Guinea-Bissau	J.O.A.C.	Education Supplies	51,783.96
Guinea-Bissau	Balcar	Education Supplies	44,672.98
Guinea-Bissau	Petromar	Fuel & Lubricants	81,867.11
Guinea-Bissau	Novagrafica Lda	Printing	35,132.24
Haiti	Worldwide Modular Construction	Construction Nonwash	32,000.00
Haiti	Dopasmax	Education Supplies	1,010,278.59
Haiti	JBA Construction	Education Supplies	375,033.80
Haiti	MGR Papeterie	Education Supplies	71,498.40
Haiti	Global Home & Office Smart S.A	Education Supplies	44,081.58
Haiti	Papeterie La Pleiade	Education Supplies	40,915.15
Haiti	Maison Henri Deschamps	Education Supplies	39,821.04
Haiti	Kopivit L'Action Sociale	Education Supplies	34,541.79
Haiti	Total Haiti S.A	Fuel & Lubricants	513,971.39
Haiti	Micro-Centre Elf Servigaz Verrettes	Fuel & Lubricants	318,151.77
Haiti	C & I Office Supplies	IT & Office Supplies	75,171.73
Haiti	Office Star	IT & Office Supplies	32,289.94
Haiti	La Perle S.A.	Laboratory Supplies	109,020.18
Haiti	La Perle S.A.	Medical Kits	59,408.56
Haiti	Delog Services	Other	151,399.69
Haiti	Imprimerie Le Natal	Printing	101,344.64
Haiti	Editions Des Antilles	Printing	42,695.08
Haiti	Affiche-Toi!	Printing	38,040.00
Haiti	G.S. Industries, S.A.	Shelter/Field Equip.	45,737.89
Haiti	Casami	Shelter/Field Equip.	30,491.93
Haiti	Global Home & Office Smart S.A	Staff Supplies	93,089.64
Haiti	Papeterie La Pleiade	Staff Supplies	56,119.96
Haiti	Vardeca Beverage Ltd.	Staff Supplies	30,600.00
Haiti	Office Star	Warehousing	53,354.65
Haiti	Worldwide Modular Construction	Warehousing	36,295.00
Haiti	Dsi	Water and Sanitation	557,750.00
Haiti	La Perle S.A.	Water and Sanitation	441,864.86
Haiti	Plastech Solutions S.A.	Water and Sanitation	185,272.55
Haiti	Acra Petionville	Water and Sanitation	147,232.60
Haiti	Tida Import Export	Water and Sanitation	100,075.77
Hungary	Teva Pharmaceutical Works	Pharmaceuticals	1,041,040.23
Hungary	Pannonpharma Pharmaceutical Ltd.	Pharmaceuticals	113,667.28
Hungary	Alkaloida Chemical Company Zrt.	Pharmaceuticals	30,654.00
India	Doorbhash International	Clothing & Footwear	54,113.30
India	Blow Kings	Cold Chain Equipment	1,025,261.20
India	AOV International	Cold Chain Equipment	468,995.50
India	Apex International	Cold Chain Equipment	156,061.41
India	M/S. Nilkamal Limited	Cold Chain Equipment	140,971.35
India	Sagar Electricals	Cold Chain Equipment	40,268.93
India	Business Octane Solutions P Ltd	Communication Equip.	61,087.59
India	Meera & Ceiko Pumps Pvt Ltd	Communication Equip.	49,571.89
India	Premier Medical Corporation Limited	Diagnostic Test Kits	1,645,614.90
India	Orchid Biomedical Systems	Diagnostic Test Kits	1,514,200.00
India	J. Mitra & Co. Ltd	Diagnostic Test Kits	179,545.49
India	Garg Sports International	Education Supplies	336,295.71
India	Hindustan Plastics	Education Supplies	186,530.51
India	Nikhil Offset	Education Supplies	170,191.53
India	Aadarsh Private Limited	Education Supplies	163,044.94
India	Roopayan	Education Supplies	89,403.69
India	Sports Land Overseas (Pvt.) Ltd.	Education Supplies	58,871.89
India	Doorbhash International	Education Supplies	53,733.18
India	Lahore Music House	Education Supplies	47,562.16
India	M/S Sports Land Overseas Pvt Ltd.	Education Supplies	44,232.00
India	G&A International	Education Supplies	35,751.36
India	Tagros Chemicals India Ltd	Household Technology	1,055,490.00
India	Thakral Computers Pvt. Ltd.	IT & Office Supplies	217,779.78
India	Kadam Marketing Ltd	IT & Office Supplies	69,768.76

Major Orders for Goods Placed by Agency During 2011 (Orders of \$30,000 or more)

AGENCY			PO Value
Location of Supplier	Name of Supplier	Description of Goods	USD
UNICEF Continued			
India	C J Living	IT & Office Supplies	56,675.41
India	Wipro Limited	IT & Office Supplies	52,424.85
India	Martech Systems And Services	IT & Office Supplies	34,119.72
India	Bharat Commercial Agency, Patna	IT & Office Supplies	33,719.30
India	Mbi Kits International	Laboratory Supplies	52,302.14
India	M/S Surya Surgical Industries	Medical Equipment	195,768.00
India	Narang Medical Ltd.	Medical Equipment	183,210.00
India	Atlas Surgical	Medical Equipment	146,968.08
India	Bird Meditech	Medical Equipment	116,687.19
India	Emco Meditek Private Limited	Medical Equipment	65,102.45
India	Hindustan Syringes & Medical	Medical Renewable	5,372,304.34
India	Sutures India Pvt. Ltd.	Medical Renewable	752,677.00
India	Kanam Latex Industries Private Ltd.	Medical Renewable	513,320.91
India	Suru International Pvt. Ltd.	Medical Renewable	100,406.27
India	Poly Medicure Ltd.	Medical Renewable	77,332.94
India	Eastern Surgical Company	Medical Renewable	41,580.00
India	Narang Medical Ltd.	Medical Renewable	32,256.00
India	Murliwala Agrotech Private Limited	Nutrition	5,711,641.00
India	Calibre Chemicals Pvt. Ltd.	Nutrition	2,031,465.00
India	Compact India Pvt. Ltd.	Nutrition	1,646,293.87
India	Salter India Limited	Nutrition	589,178.73
India	Piramal Healthcare Limited	Nutrition	566,995.50
India	Nutrivita Foods Pvt. Ltd	Nutrition	247,315.32
India	Mbi Kits International Park View, 3Rd Floor	Nutrition	85,580.53
India	Fdc Limited	Nutrition	33,656.99
India	Door Darshan Marketing	Nutrition	31,148.66
India	Matrix Laboratories Ltd	Pharmaceuticals	38,354,748.12
India	Cipla Ltd.	Pharmaceuticals	19,160,320.95
India	Ranbaxy Laboratories Ltd.	Pharmaceuticals	14,842,025.33
India	Hetero Labs Ltd	Pharmaceuticals	14,158,676.80
India	Hetero Drugs Ltd.	Pharmaceuticals	13,248,088.00
India	Aurobindo Pharma Limited	Pharmaceuticals	12,956,690.48
India	Micro Labs Limited	Pharmaceuticals	8,998,148.99
India	Ipca Laboratories Limited	Pharmaceuticals	5,046,392.97
India	Strides Arcolab Limited	Pharmaceuticals	2,321,366.82
India	Piramal Healthcare Limited	Pharmaceuticals	1,369,737.57
India	Fdc Limited	Pharmaceuticals	732,745.33
India	Alkem Laboratories Ltd.	Pharmaceuticals	714,665.42
India	Medopharm	Pharmaceuticals	699,266.37
India	Sirmaxo Chemicals Pvt. Ltd	Pharmaceuticals	631,513.03
India	Milan Laboratories(India) Pvt.Ltd	Pharmaceuticals	480,000.00
India	Mepro Pharmaceuticals Pvt Ltd	Pharmaceuticals	155,180.00
India	Galentic Pharma (India) Pvt. Ltd	Pharmaceuticals	96,351.68
India	Intas Pharmaceuticals Ltd.	Pharmaceuticals	65,926.42
India	Emcure Pharmaceuticals Limited	Pharmaceuticals	55,770.00
India	Ajanta Pharma Limited	Pharmaceuticals	30,150.00
India	Nikhil Offset	Printing	941,626.25
India	New Dilip And Company	Printing	520,231.95
India	Poddar Screen Printers	Printing	511,797.12
India	Patna Offset Press	Printing	280,910.92
India	The Offsetters India Pvt. Ltd.	Printing	209,695.16
India	S. Narayan & Sons	Printing	193,624.28
India	Rajdhani Offset Pvt. Ltd., Bhubaneswar	Printing	182,603.41
India	Print House India Pvt. Ltd.	Printing	176,546.90
India	AB Imaging & Prints Pvt. Ltd	Printing	160,754.80
India	Roopayan	Printing	148,183.51
India	Swapna Printing Works Pvt. Ltd.	Printing	124,832.29
India	Reliable Art Printery (Ahmedabad) Pvt.Ltd.	Printing	106,739.65
India	Krishna Flexi Printers	Printing	103,111.46
India	Kailash Paper Conversion (P) Ltd	Printing	92,121.39
India	R.B. Lamination Industries (P) Ltd	Printing	91,591.20
India	Jaipur Printers Pvt. Ltd	Printing	89,762.95
India	Bhabani Print & Publications	Printing	88,649.88
India	Print Vision Private Limited	Printing	87,963.74
India	Kumar & Company	Printing	68,336.64
India	Oudh Publishing House Nav Jyothi Press	Printing	60,992.35
India	Army Printing Press	Printing	57,992.65
India	Scholastic India Pvt Ltd	Printing	57,737.07
India	Shree Om Enterprises Pvt. Ltd.,	Printing	50,352.93
India	Sri Vani Print And Pack, Hyderabad	Printing	46,033.00
India	Sansiya	Printing	43,728.01
India	Aadarsh Private Limited	Printing	39,921.77
India	Fairgraphics Media Services (P) Limited	Printing	37,840.35
India	Pragati Enterprises	Printing	36,673.37
India	Reshmi Enterprise, Kolkata	Printing	36,436.01
India	Excel Advertising Agency, Patna	Printing	32,229.19
India	Toyop Relief Private Limited	Shelter/Field Equip.	754,774.80
India	Kitchen Essential	Shelter/Field Equip.	294,060.00
India	Union Quality Plastics Ltd.	Shelter/Field Equip.	131,829.48
India	Amrit Sales Corporation	Shelter/Field Equip.	48,823.53
India	Daga Polycontainers (P) Ltd.	Shelter/Field Equip.	47,555.71
India	Atlas Cycles (Haryana) Ltd	Transport	40,922.92
India	Toyota Kirloskar Motor Pvt. Ltd.	Transport	38,908.84
India	Serum Institute Of India Ltd.	Vaccines/Biologicals	216,176,788.92
India	Panacea Biotec Limited	Vaccines/Biologicals	78,697,677.52
India	Bharat Biotech International Ltd.	Vaccines/Biologicals	3,108,234.10
India	Haffkine Bio-Pharmaceutical Corpora	Vaccines/Biologicals	2,892,500.00
India	Biological E. Limited	Vaccines/Biologicals	844,097.20
India	Shantha Biotechnics Ltd.	Vaccines/Biologicals	651,004.82
India	Ajay Industrial Corporation	Warehousing	32,253.60
India	Ajay Industrial Corporation	Water and Sanitation	1,252,245.91
India	Span Pumps Private Limited	Water and Sanitation	782,199.24
India	Kitchen Essential	Water and Sanitation	179,766.30
India	K.K.Nag Ltd	Water and Sanitation	164,590.72
India	GVS Trade Inc.	Water and Sanitation	62,332.52
India	Advance Steel Tubes Limited	Water and Sanitation	59,220.00
India	Water-Chem Laboratories	Water and Sanitation	37,442.89
India	M/S L Tek Systems	Water and Sanitation	35,250.00
India	Bhaskar Power Projects (P) Ltd.	Water and Sanitation	32,511.20
India	Techno Relief Overseas India Pvt. L	Water and Sanitation	31,228.48
Indonesia	Pt. Pabrik Kertas Tjiwi Kimia Tbk	Education Supplies	370,860.48
Indonesia	Pt Tisa Diamanta Kusuma	Education Supplies	36,120.94
Indonesia	Pt. Dharma Polimetall	Medical Equipment	243,493.31
Indonesia	Pt Putera Segara Anakan	Medical Equipment	47,841.52
Indonesia	Aksara Buana, Cv	Printing	46,404.75
Indonesia	P.T. Bio Farma (Persero)	Vaccines/Biologicals	21,196,640.00
Iran, Islamic Republic of	Megaps Co.	Printing	83,469.61
Iraq	Impulse For General Trading & Information Technology	Communication Equip.	39,590.00
Iraq	Al-Mothalath Al-Massy For Lab. Co.	Laboratory Supplies	70,000.00
Iraq	Al-Saafa For Trading & Storing Co. Ltd	Medical Renewable	33,000.00
Iraq	Al-Rad Co. Transport & Trade & General Contracts Ltd.	Printing	40,973.00
Iraq	Al Hujurat Company	Water and Sanitation	699,695.00
Ireland	Trinity Biotech	Diagnostic Test Kits	3,410,188.95
Ireland	Janssen Pharmaceutical	Pharmaceuticals	210,719.98
Ireland	Ovelle Limited	Pharmaceuticals	168,616.64
Ireland	Tibotec Pharmaceuticals Ltd	Pharmaceuticals	76,336.96
Ireland	Medentech Ltd	Water and Sanitation	947,224.19
Israel	Orgenics Ltd.	Diagnostic Test Kits	13,777,241.08
Israel	Computer Media Center	IT & Office Supplies	83,035.43
Israel	Orastel Office Furniture	IT & Office Supplies	71,508.09

Major Orders for Goods Placed by Agency During 2011 (Orders of \$30,000 or more)

AGENCY			PO Value
Location of Supplier	Name of Supplier	Description of Goods	USD
UNICEF Continued			
Israel	Jamal Sons Company	IT & Office Supplies	53,486.01
Israel	Medical Supplies And Services	Medical Equipment	109,736.77
Israel	Zant Co. For Medical Supplies & Labs	Medical Equipment	41,590.49
Israel	Lan-Lee International Ltd.	Shelter/Field Equip.	714,884.80
Israel	Al Assbah Co. For Heavy Equipment & Truck	Transport	134,656.08
Israel	Future Iron Pipes	Water and Sanitation	206,924.24
Israel	Mushtaha For Plastic Industry	Water and Sanitation	132,793.65
Israel	Bashir Siksik & Co. Ltd.	Water and Sanitation	60,121.29
Italy	Mips Informatica Srl	IT & Office Supplies	30,235.43
Italy	Fazzini S.R.L.	Medical Equipment	431,505.53
Italy	Karismedica S.R.L.	Medical Equipment	323,110.09
Italy	Cer.Far. Sas Di Travani Domenico	Nutrition	12,349,556.70
Italy	Nuova Industrie Biscotti Crich S.P.	Nutrition	338,631.69
Italy	Fazzini S.R.L.	Nutrition	50,631.00
Italy	Pharmatex Italia Srl	Pharmaceuticals	829,963.62
Italy	Biologici Italia Laboratories Srl	Pharmaceuticals	210,728.63
Italy	L. Molteni & C. Dei F.Lii Alitti So	Pharmaceuticals	151,536.00
Italy	Beltapharm Spa	Pharmaceuticals	144,636.90
Italy	Fulton Medicinali S.P.A.	Pharmaceuticals	135,025.79
Italy	Laboratorio Farmacologico Milanese	Pharmaceuticals	130,684.63
Italy	Industria Farmaceutica Nova Argenti	Pharmaceuticals	44,767.77
Italy	Ferrino & C. S.P.A.	Shelter/Field Equip.	1,870,580.00
Italy	Novartis Vaccines And Diagnostics S	Vaccines/Biologicals	33,643,595.00
Italy	Coelmo S.R.L.	Water and Sanitation	1,337,748.46
Italy	Tasco S.R.L.	Water and Sanitation	377,840.01
Italy	Euro Mec S.R.L.	Water and Sanitation	266,627.00
Italy	Saponerie M. Fissi S.P.A.	Water and Sanitation	143,496.63
Italy	Caprari S.P.A.	Water and Sanitation	113,242.30
Italy	Bruno S.R.L.	Water and Sanitation	43,389.91
Italy	Adriatech Drilling Tools	Water and Sanitation	36,419.96
Jamaica	Lithographic Printers Limited	Printing	71,378.62
Jamaica	Pear Tree Press Ltd	Printing	63,610.48
Japan	Fujirebio Inc.	Diagnostic Test Kits	64,850.00
Japan	Sumitomo Chemical Co. Ltd.	Household Technology	14,751,790.00
Japan	J. Gerber & Company (Japan) Ltd.	Transport	3,523,826.60
Japan	Nissan Trading Co., Ltd	Transport	1,360,718.79
Japan	Toyota Motor Corporation	Transport	1,284,568.76
Japan	Japan Bcg Laboratory	Vaccines/Biologicals	3,125,820.00
Jordan	Al-Mumaiaz For Contracting Co.	Construction Nonwash	134,576.00
Jordan	Integrated Standard Solutions (ISS)	Education Supplies	375,395.89
Jordan	Al-Sayyad Industrial & Decor	Education Supplies	171,119.84
Jordan	Target Scientific Supplies	Education Supplies	62,171.38
Jordan	Rahma Integrated System Company	Education Supplies	48,403.95
Jordan	Ahmad Maiqle Est. For Contracting	Education Supplies	35,225.00
Jordan	Jordan Petroleum Refinery Co.	Fuel & Lubricants	45,877.12
Jordan	Integrated Standard Solutions (ISS)	IT & Office Supplies	62,902.61
Jordan	Technical Distribution Agency	IT & Office Supplies	51,465.38
Jordan	General Computers & Electronics Co.	IT & Office Supplies	43,730.08
Jordan	Beyond Art For Printing Services	Printing	99,330.95
Jordan	Bc Grafix	Printing	66,318.05
Kenya	Techno Relief Services Ltd.	Bednets/Insecticides	635,507.00
Kenya	Diamond Industries Limited	Bednets/Insecticides	129,773.65
Kenya	Alpha Knits Limited	Clothing & Footwear	310,500.00
Kenya	Techno Relief Services Ltd.	Clothing & Footwear	116,812.63
Kenya	Sight And Sound Limited	Communication Equip.	63,298.31
Kenya	Adva Tech Office Supplies	Education Supplies	1,090,910.45
Kenya	Techno Relief Services Ltd.	Education Supplies	392,862.73
Kenya	Nairobi Sports House Ltd.	Education Supplies	149,510.56
Kenya	Lino Stationers Africa Limited	Education Supplies	64,931.90
Kenya	Priyanka Kenya Limited	Education Supplies	39,251.34
Kenya	Alpha Knits Limited	Identific. & Signage	129,956.97
Kenya	MFI Office Solutions	IT & Office Supplies	139,084.03
Kenya	Mustek East Africa Limited	IT & Office Supplies	55,845.00
Kenya	Techno Relief Services Ltd.	Laboratory Supplies	599,727.62
Kenya	Lisal Chemicals Company Ltd	Laboratory Supplies	202,747.19
Kenya	Partec East Africa Limited	Laboratory Supplies	30,853.33
Kenya	Tarpo Industries Limited	Medical Equipment	41,500.00
Kenya	Kapa Oil Refineries Ltd	Nutrition	4,780,116.00
Kenya	Techno Relief Services Ltd.	Nutrition	2,934,671.73
Kenya	Insta Products (Epz) Ltd	Nutrition	635,746.23
Kenya	Wood Products (K) Ltd	Nutrition	390,008.83
Kenya	Export Trading Co. Ltd	Nutrition	332,800.00
Kenya	Spartan Relief Supplies Limited	Nutrition	301,634.43
Kenya	East African Supplies & Logistics Ltd.	Nutrition	73,470.60
Kenya	Bidco Oil Refineries Limited	Nutrition	35,576.92
Kenya	English Press Ltd	Printing	2,162,037.78
Kenya	Printfast Ltd	Printing	213,372.04
Kenya	Unon Print Shop	Printing	42,984.20
Kenya	Nation Media Group Ltd	Printing	36,824.06
Kenya	Techno Relief Services Ltd.	Shelter/Field Equip.	7,062,253.85
Kenya	Tarpo Industries Limited	Shelter/Field Equip.	427,105.41
Kenya	Spartan Relief Supplies Limited	Shelter/Field Equip.	239,793.91
Kenya	East African Supplies & Logistics Ltd.	Shelter/Field Equip.	221,634.86
Kenya	Africa Expeditions Ltd.	Shelter/Field Equip.	77,612.00
Kenya	Priyanka Kenya Limited	Shelter/Field Equip.	46,252.61
Kenya	Toyota Kenya Ltd	Transport	469,629.51
Kenya	Car & General Limited	Transport	112,000.00
Kenya	Toyota East Africa Ltd	Transport	83,154.07
Kenya	Techno Relief Services Ltd.	Warehousing	59,722.22
Kenya	Spaceline Investments Limited	Warehousing	30,500.00
Kenya	Techno Relief Services Ltd.	Water and Sanitation	1,431,205.41
Kenya	Rift Valley Machineries	Water and Sanitation	357,254.93
Kenya	Kenpoly Manufacturers Limited	Water and Sanitation	296,250.00
Kenya	Davis & Shirliff Limited	Water and Sanitation	253,117.38
Kenya	Chujio Ceramics	Water and Sanitation	179,469.58
Kenya	Kentainers Ltd	Water and Sanitation	172,073.75
Kenya	Doshi & Co (Hardware) Ltd	Water and Sanitation	156,222.82
Kenya	Spartan Relief Supplies Limited	Water and Sanitation	126,500.00
Kenya	Diamond Chemicals Limited	Water and Sanitation	113,659.07
Kenya	East African Supplies & Logistics Ltd.	Water and Sanitation	60,060.00
Kenya	Lisal Chemicals Company Ltd	Water and Sanitation	50,274.86
Kenya	Nakuru Deflouridation Company Ltd	Water and Sanitation	34,450.13
Korea, Dem. People's Rep.	Korea Apro Co.	Construction Nonwash	64,206.95
Korea, Dem. People's Rep.	Meisho Yokoh Co.Ltd	Education Supplies	194,246.77
Korea, Dem. People's Rep.	General Bureau For Dip. Missions	Fuel & Lubricants	213,800.29
Korea, Dem. People's Rep.	Korea Apro Co.	Fuel & Lubricants	179,453.45
Korea, Dem. People's Rep.	Korea Apro Co.	IT & Office Supplies	215,543.36
Korea, Dem. People's Rep.	Meisho Yokoh Co.Ltd	Printing	337,259.13
Korea, Dem. People's Rep.	Beijing Jangdae Development Co. Ltd.	Printing	303,959.22
Korea, Dem. People's Rep.	Korea Apro Co.	Water and Sanitation	282,383.92
Korea, Dem. People's Rep.	Korea Jang Saeng J.V Corporation	Water and Sanitation	126,704.98
Korea, Dem. People's Rep.	Korea Jinung Trading Company	Water and Sanitation	40,746.75
Korea, Republic of	Standard Diagnostics Inc.	Diagnostic Test Kits	2,621,848.55
Korea, Republic of	LG Life Sciences Ltd.	Vaccines/Biologicals	2,053,460.00
Kyrgyzstan	Baratova T. A., Private Entrepreneur	Education Supplies	196,053.97
Kyrgyzstan	Continent	Education Supplies	171,135.18
Kyrgyzstan	Umarbekova S.J., Private Entrepreneur	Education Supplies	89,959.31
Kyrgyzstan	Intermedia Ltd	IT & Office Supplies	52,652.73
Kyrgyzstan	Kirland Printing House	Printing	73,169.52
Kyrgyzstan	Printhouse Ltd	Printing	58,591.45

Major Orders for Goods Placed by Agency During 2011 (Orders of \$30,000 or more)

AGENCY			PO Value
Location of Supplier	Name of Supplier	Description of Goods	USD
UNICEF Continued			
Kyrgyzstan	Edem Printing House Ltd	Printing	48,955.24
Kyrgyzstan	Primevara Ltd	Water and Sanitation	38,441.58
Lao People's Democratic Rep.	Sahaphanh O. A. Service	Communication Equip.	79,630.78
Lao People's Democratic Rep.	Provincial Health Dept. Vientiane Provin	Other	61,442.42
Lao People's Democratic Rep.	Chornambadan Mr Bounxom	Other	43,420.22
Lao People's Democratic Rep.	Provincial Health Dept. Oudomxay	Other	31,237.60
Lao People's Democratic Rep.	Sisavath Printing Press	Printing	34,038.64
Lao People's Democratic Rep.	Xaignavong Group	Water and Sanitation	97,729.56
Lao People's Democratic Rep.	Provincial Health Dept. Phongsaly Province	Water and Sanitation	55,991.96
Lao People's Democratic Rep.	Khampheng Ounkhamphanh Construction	Water and Sanitation	50,925.23
Lebanon	Younes Bross Sarl	Water and Sanitation	81,074.00
Lesotho	Office Concepts	Printing	81,079.82
Liberia	Un-Drive Supermarket	Bednets/Insecticides	112,328.40
Liberia	Longman Liberia Books Inc	Education Supplies	710,029.00
Liberia	Imagi Printing And Publishing Company	Identific. & Signage	77,000.00
Liberia	Aaronlyn Inc.	Medical Equipment	30,800.00
Liberia	Stella Maris Polytechnic Bookstore	Printing	236,640.00
Liberia	Sabanoh Printing Press	Printing	136,775.50
Liberia	National Printers	Printing	117,594.10
Liberia	Longman Liberia Books Inc	Printing	63,483.51
Liberia	Speedo Print Inc	Printing	63,000.00
Liberia	Matelco Inc	Shelter/Field Equip.	50,700.00
Liberia	Exclusive Super Store	Shelter/Field Equip.	35,867.40
Liberia	Africa Motors (Liberia) Inc.	Transport	303,149.60
Liberia	Thunder Bird Corporation	Transport	188,520.00
Liberia	No Lemon	Transport	58,611.00
Luxembourg	Dometic S.A.R.L.	Cold Chain Equipment	4,109,651.04
Madagascar	Sodim	Education Supplies	490,289.71
Madagascar	Chandarana & Cie	Education Supplies	444,243.63
Madagascar	Menuiserie D'Art	Education Supplies	227,472.07
Madagascar	Bucomad	Education Supplies	188,326.61
Madagascar	Cominor	Education Supplies	156,127.13
Madagascar	Expart	Education Supplies	123,065.07
Madagascar	Mye	Education Supplies	108,258.72
Madagascar	Cnapmad	Education Supplies	95,246.46
Madagascar	Alu Bois Metallique (Abm Construction)	Education Supplies	31,240.21
Madagascar	Somacoprim	Education Supplies	31,235.03
Madagascar	Jovenna Madagascar	Fuel & Lubricants	90,088.40
Madagascar	Galana Distribution Petroliere Sa	Fuel & Lubricants	82,447.39
Madagascar	Societe Jb	Nutrition	1,379,494.54
Madagascar	Societe Jb	Nutrition	980,978.14
Madagascar	Savonnerie Tropicale S.A.	Other	43,000.00
Madagascar	Mye	Printing	461,356.58
Madagascar	Newprint	Printing	160,948.94
Madagascar	Ecoprim - Etude Conception Production Impression	Printing	154,882.35
Madagascar	Graphoprint	Printing	64,733.92
Madagascar	Sandrify Madagascar	Printing	42,235.82
Madagascar	Sicom - St D'Industrie Et De Commerce	Printing	34,474.12
Madagascar	Niag -Nouvelle Imprimerie Des Arts Graphiqu	Printing	34,105.25
Madagascar	Chandarana & Cie	Printing	34,044.74
Madagascar	Bucomad	Printing	31,799.23
Madagascar	Toyota Rassetta	Transport	240,219.85
Madagascar	Sicam Socit Industrielle Commerciale Automobile Malagasy	Transport	33,707.93
Madagascar	Entreprise Haika Construction	Water and Sanitation	68,188.61
Madagascar	Etablissement Nandrasana	Water and Sanitation	63,761.27
Madagascar	Cominor	Water and Sanitation	47,058.12
Madagascar	Delta	Water and Sanitation	41,975.49
Malawi	M & G Industries	Education Supplies	1,328,078.41
Malawi	Mapanga Furniture Limited	Education Supplies	1,053,888.71
Malawi	Classic Collection	Education Supplies	42,285.37
Malawi	Total Malawi Limited	Fuel & Lubricants	145,349.74
Malawi	Continental Outdoor Media	Identific. & Signage	40,225.49
Malawi	Project Peanut Buttr (PPB)	Nutrition	1,764,023.07
Malawi	Valid Nutrition	Nutrition	517,666.30
Malawi	Fattani Offset Printers	Printing	179,597.15
Malawi	Capital Printing Press	Printing	102,914.90
Malawi	Dalmem Exclusives	Printing	46,255.52
Malawi	Hardware Shopping Centre	Shelter/Field Equip.	52,181.25
Malawi	Arkay Plastics Industry Limited	Shelter/Field Equip.	35,632.91
Malawi	Osman Wholesalers	Transport	91,092.39
Malawi	Petroleum Services (M) Limited	Transport	76,560.42
Malawi	Wheels & Exhaust Centre	Transport	33,624.90
Malaysia	SM Pharmaceuticals Sdn. Bhd	Pharmaceuticals	1,065,155.74
Malaysia	Hovid Berhad Inc.	Pharmaceuticals	379,200.00
Mali	Issa Yara	Education Supplies	48,197.69
Mali	Total- Mali	Fuel & Lubricants	312,551.25
Mali	Shell	Fuel & Lubricants	87,459.61
Mali	Imprim-Services Sarl	Printing	155,755.49
Mali	Ciss Mamadou Decor Entreprise	Printing	92,051.29
Mali	Imprimerie Mangane & Fils	Printing	43,537.32
Mali	Nouvelle Imprimerie Bamakoise	Printing	42,965.80
Mali	Mas Imprim (Mamadou Alou Sangare)	Printing	31,692.88
Mali	Matrans (Manutention Transit Au Mali)	Transport	91,964.84
Mali	Ets Amoudjata Dembl	Water and Sanitation	164,425.49
Mali	Seeba (Sahlienne De L'Energie De L'Eau Et Du Btiment)	Water and Sanitation	48,697.85
Mauritania	Star Oil Mauritania	Fuel & Lubricants	141,386.52
Mauritania	Ets Abdallahi Ould Noueygued Freres	IT & Office Supplies	569,940.80
Mauritania	Finess	IT & Office Supplies	62,099.80
Mauritania	International Equipement	Other	47,244.25
Mexico	Plasti Estril S.A. De C.V.	Pharmaceuticals	246,920.00
Mexico	Servicio Continental De Mensajeria, S. A. De C. V.	Printing	96,111.40
Mexico	Mega Direct, S. A. De C. V.	Printing	81,549.26
Mongolia	Nomin Holding Co., Ltd	Communication Equip.	59,473.50
Mongolia	Shijir Impex Co., Ltd	Education Supplies	32,083.63
Mongolia	New Sonic Co., Ltd	IT & Office Supplies	80,964.39
Mongolia	Anun Center Co., Ltd	IT & Office Supplies	65,932.28
Mongolia	Summit Computer Technology Co., Ltd	IT & Office Supplies	49,525.28
Mongolia	Nomin Holding Co., Ltd	IT & Office Supplies	34,075.76
Mongolia	Best Color International Co., Ltd	Printing	80,765.44
Mongolia	Mongol Ger Hujirt Co., Ltd	Shelter/Field Equip.	55,952.39
Mongolia	Hurd Auto Co.,Ltd	Transport	71,834.05
Mongolia	Hyundai Motors Mongolia Llc	Transport	44,000.00
Mongolia	Anu Sales Co., Ltd	Water and Sanitation	80,838.91
Morocco	Diagone S.A.R.L.	Education Supplies	54,045.90
Morocco	Mjb Cration	Printing	41,118.06
Mozambique	Serigrafia Aquarius	Clothing & Footwear	78,493.42
Mozambique	Plural Editores, Lda	Education Supplies	695,728.02
Mozambique	Randcom, Lda	Education Supplies	456,500.00
Mozambique	Movarte - Mveis E Arte	Education Supplies	106,786.26
Mozambique	Moexport, Lda	Education Supplies	55,867.32
Mozambique	Industria Madeireira De Mocambique Lda	Education Supplies	47,206.31
Mozambique	Acadmica, Lda	Education Supplies	35,143.86
Mozambique	Procomputers Moambique Lda	IT & Office Supplies	55,071.60
Mozambique	Dataserv Lda	IT & Office Supplies	43,009.56
Mozambique	Brithol Michcoma (Moc) Lda.	Printing	192,082.38
Mozambique	Acadmica, Lda	Printing	49,623.13
Mozambique	Leima Consultoria, Trading	Printing	46,749.83
Mozambique	Afritool (Pty) Ltd	Transport	351,473.89
Myanmar	Basin International Ltd.	Clothing & Footwear	119,941.40
Myanmar	Mingalar General Trading Co-Op Ltd.	Clothing & Footwear	111,385.00

Major Orders for Goods Placed by Agency During 2011 (Orders of \$30,000 or more)

AGENCY			PO Value
Location of Supplier	Name of Supplier	Description of Goods	USD
UNICEF Continued			
Myanmar	Mingalar General Trading Co-Op Ltd.	Communication Equip.	31,270.60
Myanmar	Pho Pyone Cho Stationery	Education Supplies	46,340.30
Myanmar	Basin International Ltd.	Identific. & Signage	189,988.65
Myanmar	Mingalar General Trading Co-Op Ltd.	Identific. & Signage	34,565.00
Myanmar	Best Colour Co.,Ltd.	Printing	333,902.00
Myanmar	MAN International (Services) Co., Ltd.	Printing	316,880.80
Myanmar	Shwe Naing Ngan Printing House	Printing	120,414.00
Myanmar	Mercury Offset Printing	Printing	84,907.50
Myanmar	Moe Kaung Kin Offset	Printing	76,443.20
Myanmar	Mahar Swe Advertising Co., Ltd.	Printing	75,949.00
Myanmar	Shay Saung Printing Press	Printing	75,374.00
Myanmar	Shwe Htee Press	Printing	54,241.00
Myanmar	Mingalar General Trading Co-Op Ltd.	Printing	54,084.50
Myanmar	The Worldwide Moving Services Co.Ltd	Shelter/Field Equip.	42,639.80
Myanmar	Pan Theingi Trading Co.,Ltd. (Mudon Maung Maung)	Transport	41,105.75
Myanmar	Basin International Ltd.	Warehousing	63,048.98
Myanmar	Myanmar Pipes & Accessories Co.,Ltd	Water and Sanitation	149,978.00
Myanmar	Basin International Ltd.	Water and Sanitation	69,840.00
Myanmar	Mingalar General Trading Co-Op Ltd.	Water and Sanitation	55,650.00
Myanmar	Multi-Vortex Trading Co., Ltd.	Water and Sanitation	35,369.00
Namibia	John Meinert	Printing	58,412.23
Namibia	Ritter'S Toyota	Transport	40,315.50
Nepal	Innovative Forum For Community Development	Education Supplies	305,914.27
Nepal	Cybernetics Pvt. Ltd.	IT & Office Supplies	68,016.07
Nepal	CAS Trading House Pvt Ltd	IT & Office Supplies	34,587.49
Nepal	Creative Press P. Ltd.	Printing	92,128.36
Nepal	Quality Printers (Pvt) Ltd.	Printing	87,552.48
Nepal	Sewa Printing Press	Printing	54,533.39
Nepal	Multi Graphic Press Pvt Ltd	Printing	46,967.46
Nepal	Environment And Public Health Organization (ENPHO)	Water and Sanitation	30,199.04
Netherlands	The Medical Export Group BV	Diagnostic Test Kits	32,545.47
Netherlands	Ricoh International B.V.	IT & Office Supplies	93,633.94
Netherlands	Development And Relief Corporation	Laboratory Supplies	3,468,821.65
Netherlands	The Medical Export Group BV	Laboratory Supplies	120,408.78
Netherlands	Development And Relief Corporation	Medical Equipment	3,148,716.06
Netherlands	The Medical Export Group BV	Medical Equipment	2,759,416.89
Netherlands	The Medical Export Group BV	Medical Renewable	151,489.07
Netherlands	Project Production International BV	Nutrition	58,453.66
Netherlands	Abbott Logistics B.V.	Pharmaceuticals	2,395,764.71
Netherlands	Ida Foundation- International Dispe	Pharmaceuticals	904,772.02
Netherlands	The Medical Export Group BV	Pharmaceuticals	641,070.40
Netherlands	International Procurement Agency	Transport	118,107.17
Netherlands	NVI (Netherlands Vaccine Institute)	Vaccines/Biologicals	302,727.83
Netherlands	Trimble Europe BV	Water and Sanitation	184,126.80
New Zealand	Enertec Marine Systems	Cold Chain Equipment	110,040.92
New Zealand	Logtag Recorders Ltd	Cold Chain Equipment	61,034.00
Nicaragua	SPC Internacional, S. A.	IT & Office Supplies	77,073.24
Nicaragua	Comtech, S. A.	IT & Office Supplies	68,737.58
Nicaragua	Marcos Antonio Sarria Espinales Y/O T.M.I.	Medical Equipment	35,990.17
Nicaragua	Mercedes Del Carmen Rocha Morales Y/O Bolonia Printing	Printing	58,144.52
Nicaragua	Complejo Gfico Tmc	Printing	39,415.61
Nicaragua	Casa Pellas, S.A.	Transport	53,142.66
Niger	Amadou Nouhou Maiga	Agriculture	35,132.26
Niger	Ets Hassane Salifou Ali	Clothing & Footwear	116,221.36
Niger	Entreprise Nigerienne De Textiles (Enitex)	Clothing & Footwear	40,328.90
Niger	Librairie Nigemat	Education Supplies	86,184.01
Niger	Ebbd-Entreprise Btp H Et Mnu, Allu Mtal Et Bois	Education Supplies	80,796.06
Niger	Aga /// Elh Moumouni Ganda Ali	Education Supplies	64,508.12
Niger	Librairie La Farandole Des Livres Sarl	Education Supplies	62,583.43
Niger	Hamdallaye Meubles	Education Supplies	52,510.60
Niger	Ets Ibs Ibrahim Boubacar Sidi	Education Supplies	51,834.42
Niger	Unifam (Unite Nigerienne De Fabrication)/ El Hadji Yahaya Moussa	Education Supplies	32,334.48
Niger	Total Niger	Fuel & Lubricants	238,136.03
Niger	Etablissement Acadmie	IT & Office Supplies	53,296.91
Niger	Niger Stores	IT & Office Supplies	34,904.83
Niger	Aga /// Elh Moumouni Ganda Ali	Medical Equipment	51,374.09
Niger	STA (Socit De Transformation Alimentaire)	Nutrition	10,035,511.48
Niger	Groupe Sanecom	Printing	292,317.12
Niger	Imprimerie Imb	Printing	225,607.05
Niger	Imprimerie Albarka	Printing	74,637.85
Niger	Graphitec	Printing	53,317.68
Niger	Imprimerie Bon Bri	Printing	30,902.39
Niger	Nouvelle Imprimerie Du Niger	Printing	30,295.52
Nigeria	N. Danco Nigeria Limited	Education Supplies	46,871.36
Nigeria	Yankari Oil	Fuel & Lubricants	94,726.74
Nigeria	Sheriff Petroleum Resources Limited	Fuel & Lubricants	35,837.71
Nigeria	Greenlane Nigeria Limited	Fuel & Lubricants	33,466.29
Nigeria	Auto Safety Nigeria Limited	IT & Office Supplies	35,722.69
Nigeria	Petra Digital Press	Printing	314,012.17
Nigeria	Mediaserve Prints Ltd.	Printing	188,094.02
Nigeria	Yaliam Press Limited	Printing	36,243.76
Nigeria	D. O. Akpunonu & Sons Nig Ltd	Shelter/Field Equip.	40,819.52
Nigeria	Unipumps Nigeria Limited	Water and Sanitation	239,254.85
Nigeria	Panar Limited	Water and Sanitation	80,207.85
Norway	Laerdal Medical A/S	Education Supplies	554,318.00
Norway	Laerdal Medical A/S	Medical Equipment	194,000.58
Norway	Compact As	Nutrition	2,213,829.82
Norway	O.B. Wiik As	Warehousing	194,857.73
Norway	Protan As	Water and Sanitation	129,371.58
Pakistan	Bright Business Links	Clothing & Footwear	184,642.99
Pakistan	Nizam Traders	Clothing & Footwear	171,482.44
Pakistan	New Al-Fareed Stationers & Printers	Clothing & Footwear	128,894.28
Pakistan	M/S Printage	Clothing & Footwear	96,089.68
Pakistan	Arshad Stationery Mart	Clothing & Footwear	94,906.98
Pakistan	M/S Time Stationers	Clothing & Footwear	85,570.27
Pakistan	Coral Trading & Contracting Co.	Clothing & Footwear	83,720.93
Pakistan	National Tent House	Clothing & Footwear	33,599.08
Pakistan	National Tent House	Education Supplies	577,700.51
Pakistan	Iqbal Stationery Mart	Education Supplies	467,824.15
Pakistan	MKB Enterprises (Pvt) Ltd.	Education Supplies	279,318.57
Pakistan	IMGC Global (Pvt) Ltd.	Education Supplies	271,020.07
Pakistan	M/S Printage	Education Supplies	268,223.39
Pakistan	IMGC Global (Pvt) Ltd	Education Supplies	263,648.20
Pakistan	Izharsons Printers	Education Supplies	218,013.24
Pakistan	M/S Shahid Brother	Education Supplies	177,574.98
Pakistan	Bukhari Traders	Education Supplies	173,204.85
Pakistan	Arshad Stationery Mart	Education Supplies	147,019.53
Pakistan	M/S Time Stationers	Education Supplies	133,535.23
Pakistan	Irfan Trading Corporation	Education Supplies	131,395.91
Pakistan	Karachi Paper And Stationers	Education Supplies	124,768.80
Pakistan	M/S Javed Trading Corporation	Education Supplies	123,038.38
Pakistan	Shahid Trading Company	Education Supplies	111,004.80
Pakistan	Coral Trading & Contracting Co.	Education Supplies	101,678.14
Pakistan	Arshad Brothers	Education Supplies	98,834.31
Pakistan	Nizam Traders	Education Supplies	83,405.12
Pakistan	Top Star Industries (Pvt) Ltd.	Education Supplies	70,882.98
Pakistan	Royal Steel Furniture	Education Supplies	52,643.78
Pakistan	Style Furnishers	Education Supplies	50,623.16
Pakistan	Jubilee Traders	Education Supplies	37,516.96

Major Orders for Goods Placed by Agency During 2011 (Orders of \$30,000 or more)

AGENCY			PO Value
Location of Supplier	Name of Supplier	Description of Goods	USD
UNICEF Continued			
Pakistan	Khan Steel Company	Education Supplies	36,232.56
Pakistan	M/S Darul Fanoon	Education Supplies	33,647.98
Pakistan	Sajjad Stationers	Education Supplies	33,152.62
Pakistan	Artikka Enterprises	Education Supplies	30,477.52
Pakistan	Al-Aziz Textile Print	Identific. & Signage	227,854.75
Pakistan	King Faisal Multi Sign Service	Identific. & Signage	201,292.48
Pakistan	Adflow Communications,	Identific. & Signage	108,245.91
Pakistan	New Khalil Printings	Identific. & Signage	97,297.56
Pakistan	Screen Graphic	Identific. & Signage	75,378.04
Pakistan	Get Fast International,	Identific. & Signage	33,096.32
Pakistan	IMGC Global (Pvt) Ltd	IT & Office Supplies	491,546.84
Pakistan	M/S Javed Trading Corporation	IT & Office Supplies	476,277.41
Pakistan	Chand Engineering Works	IT & Office Supplies	201,156.69
Pakistan	Mardan Traders	IT & Office Supplies	191,169.66
Pakistan	Style Furnishers	IT & Office Supplies	170,325.64
Pakistan	Mass Internatoinal (Private) Ltd	IT & Office Supplies	163,054.52
Pakistan	Kashif Steel Products	IT & Office Supplies	147,043.01
Pakistan	Jubilee Traders	IT & Office Supplies	103,274.74
Pakistan	Shaan International	IT & Office Supplies	85,702.67
Pakistan	Mehran Enterprises	IT & Office Supplies	79,247.54
Pakistan	Jackpot	IT & Office Supplies	61,395.35
Pakistan	Maher Enterprises	IT & Office Supplies	45,802.33
Pakistan	Falcon Furniture Industry	IT & Office Supplies	35,645.11
Pakistan	Ali Brothers	IT & Office Supplies	33,495.00
Pakistan	Buraq Surgical Corporation	Medical Equipment	310,375.00
Pakistan	IMT Co.	Medical Equipment	54,253.42
Pakistan	Quicksilver Instruments	Medical Equipment	39,390.00
Pakistan	Towne Brothers (Pvt.) Ltd	Medical Equipment	30,300.00
Pakistan	Bright Business Links	Medical Kits	627,750.00
Pakistan	N.B. Tent & Textiles Pvt. Ltd.	Medical Kits	342,718.85
Pakistan	Noble Enterprises	Medical Kits	114,253.77
Pakistan	Contech International	Medical Kits	67,612.91
Pakistan	Bright Business Links	Medical Renewable	891,140.14
Pakistan	Shaco Enterprises	Medical Renewable	716,279.07
Pakistan	N.B. Tent & Textiles Pvt. Ltd.	Medical Renewable	151,158.20
Pakistan	Human Resource Development Society	Other	386,780.67
Pakistan	Comsats Institute Of Information Technology,	Other	139,853.15
Pakistan	UBC Convertec (Pvt) Ltd.	Printing	532,088.34
Pakistan	King Faisal Multi Sign Service	Printing	287,904.64
Pakistan	New Khalil Printings	Printing	178,016.10
Pakistan	Agha Jee Printers	Printing	155,304.33
Pakistan	Crystal Printers	Printing	123,843.89
Pakistan	Noorani Printing & Packing Industry	Printing	112,647.51
Pakistan	Pakistan International Printers (Pvt) Ltd.	Printing	112,530.89
Pakistan	Fazleesons (Pvt) Limited,	Printing	110,381.88
Pakistan	M/S Instant Print System (Pvt) Ltd.	Printing	91,996.78
Pakistan	Strengths Innovations	Printing	66,559.80
Pakistan	Waseem Enterprises	Printing	60,873.03
Pakistan	M/S Public Art Press	Printing	47,545.16
Pakistan	Quick Process	Printing	40,108.96
Pakistan	N.A.H Style	Printing	37,256.78
Pakistan	Irfan Printing Press	Printing	31,202.19
Pakistan	H.Sheikh Noor-Ud-Din & Sons (Pvt) Ltd.	Shelter/Field Equip.	1,035,388.66
Pakistan	Paramount Tarpaulin Industries	Shelter/Field Equip.	429,302.38
Pakistan	National Tent House	Shelter/Field Equip.	205,441.40
Pakistan	Zahra Tents Industries (Pvt) Ltd.	Shelter/Field Equip.	105,334.88
Pakistan	Maher Enterprises	Staff Supplies	48,731.75
Pakistan	DYL Motorcycle Limited	Transport	33,181.40
Pakistan	Irfan Trading Corporation	Warehousing	40,301.77
Pakistan	National Tent House	Water and Sanitation	3,245,671.91
Pakistan	Pak Enterprise	Water and Sanitation	2,025,932.36
Pakistan	Kawsar Engineering (Pvt) Ltd.	Water and Sanitation	1,005,370.03
Pakistan	H.Sheikh Noor-Ud-Din & Sons (Pvt) Ltd.	Water and Sanitation	1,001,164.76
Pakistan	Coral Trading & Contracting Co.	Water and Sanitation	867,635.80
Pakistan	Hope Marketing Services (Private) Limited,	Water and Sanitation	591,377.54
Pakistan	N.B. Tent & Textiles Pvt. Ltd.	Water and Sanitation	513,456.16
Pakistan	Colgate Palmolive (Pakistan) Limited	Water and Sanitation	439,399.32
Pakistan	Mian's Enterprises	Water and Sanitation	411,045.71
Pakistan	Human Resource Development Society	Water and Sanitation	358,525.80
Pakistan	M/S Polysat Industries	Water and Sanitation	348,034.90
Pakistan	Ali Abdullah Enterprises	Water and Sanitation	313,325.89
Pakistan	Nexus Enterprise	Water and Sanitation	273,081.40
Pakistan	Prime Star Industries (Pvt) Ltd.	Water and Sanitation	248,691.05
Pakistan	New Tech	Water and Sanitation	199,684.83
Pakistan	Bright Business Links	Water and Sanitation	176,341.13
Pakistan	IMGC Global (Pvt) Ltd.	Water and Sanitation	174,673.20
Pakistan	M/S Sarhad Plastic Industries (Pvt) Ltd.	Water and Sanitation	170,728.65
Pakistan	Swabi Hand Pump Factory,	Water and Sanitation	168,162.85
Pakistan	Akbar & Zikria Pipes (Pvt) Ltd.	Water and Sanitation	150,530.28
Pakistan	H. Nizam Din & Sons (Private) Limited	Water and Sanitation	149,395.35
Pakistan	Progressive Steel Industries,	Water and Sanitation	145,564.18
Pakistan	Shaco Enterprises	Water and Sanitation	137,741.83
Pakistan	Shafisons Engineering (Pvt) Ltd.	Water and Sanitation	118,266.92
Pakistan	Technology & Services	Water and Sanitation	118,058.14
Pakistan	Comsats Institute Of Information Technology,	Water and Sanitation	116,023.30
Pakistan	Flowpak Pump Industries (Pvt) Ltd.	Water and Sanitation	114,848.85
Pakistan	Piranha Company	Water and Sanitation	113,145.76
Pakistan	Irfan Trading Corporation	Water and Sanitation	89,860.46
Pakistan	Victory Pipe Industries (Pvt) Limited	Water and Sanitation	87,575.48
Pakistan	Worldwide Equipment Services	Water and Sanitation	83,155.45
Pakistan	Dadex Eternit Ltd.	Water and Sanitation	83,125.89
Pakistan	Super Star Traders	Water and Sanitation	67,012.77
Pakistan	Usman Trading Company	Water and Sanitation	59,474.00
Pakistan	Advance Business Components	Water and Sanitation	58,601.76
Pakistan	BBJ Pipe Industries (Pvt) Ltd.	Water and Sanitation	55,363.65
Pakistan	Mak Pump (Pvt) Ltd.,	Water and Sanitation	54,761.63
Pakistan	Bukhari Traders (Regd.)	Water and Sanitation	52,926.29
Pakistan	National F.R.P. Industries Pvt. Ltd.	Water and Sanitation	52,856.30
Pakistan	Bashir Pipe Industries (Pvt) Ltd.	Water and Sanitation	50,706.60
Pakistan	M/S Islamia Trading Company	Water and Sanitation	49,409.63
Pakistan	M.A. Polymers	Water and Sanitation	42,853.02
Panama	Canon Panama, S.A	IT & Office Supplies	69,500.00
Panama	Energy Control Panama	IT & Office Supplies	53,038.30
Panama	Organitec Panama, S.A.	IT & Office Supplies	36,479.46
Panama	Productos Roche (Panama), S.A.	Laboratory Supplies	66,240.00
Papua New Guinea	Uramina & Nelson Limited	Printing	185,418.13
Peru	Punto Serigrafico E.I.R.L.	Education Supplies	127,959.47
Peru	Inversiones Y Publicidad E.I.R.L.	Education Supplies	58,695.65
Peru	Abbott Laboratorios S.A.	Pharmaceuticals	35,665.92
Peru	Walter Luis Ponce De Leon Morante	Printing	43,024.77
Peru	Industria Grafica Cimagraf S.R.L.	Printing	31,657.07
Peru	Tarea Asociacion Grafica Educativa	Printing	31,373.33
Peru	Mavila Hnos. S.A.	Transport	40,108.75
Philippines	Anssel Enterprises	Education Supplies	152,962.78
Philippines	Central Home Furnishing Inc.	Education Supplies	91,278.92
Philippines	Contrade Enterprises, Inc.	Education Supplies	73,681.39
Philippines	Gem Stationery Inc.	Education Supplies	73,680.54
Philippines	J.D.E.S. Enterprises	Education Supplies	39,805.49
Philippines	Adarna House, Inc.	Education Supplies	36,039.94
Philippines	Early Learners Enterprise	Education Supplies	33,292.98

Major Orders for Goods Placed by Agency During 2011 (Orders of \$30,000 or more)

AGENCY			PO Value
Location of Supplier	Name of Supplier	Description of Goods	USD
UNICEF Continued			
Philippines	Educational Marketing Mentors	Education Supplies	30,110.87
Philippines	Ctlink Systems, Inc.	IT & Office Supplies	49,639.49
Philippines	Jerrmed Distributors	Medical Equipment	49,730.44
Philippines	Exal Industries Corporation	Medical Kits	93,922.36
Philippines	Golden Smiles Merchandise	Medical Kits	34,308.15
Philippines	EC-Tec Commercial	Printing	155,787.67
Philippines	Transprint Corporation	Printing	60,422.00
Philippines	Acm Graphics	Printing	42,730.06
Philippines	Anssel Enterprises	Printing	37,949.49
Philippines	Anssel Enterprises	Water and Sanitation	179,802.13
Philippines	Golden Smiles Merchandise	Water and Sanitation	142,110.31
Philippines	Central Home Furnishing Inc.	Water and Sanitation	129,427.91
Philippines	A.M. Ramos Trading	Water and Sanitation	114,377.90
Philippines	Lsy Pharma & Gen. Mdse	Water and Sanitation	84,612.80
Poland	Warsaw Pharmaceutical Works Joint S	Pharmaceuticals	101,407.06
Romania	Ranco Promotional Products	Education Supplies	71,067.32
Romania	Titan Traco Sa	IT & Office Supplies	46,802.69
Romania	Expert Mob Design Srl	Medical Equipment	41,348.39
Romania	Infomed Fluids S.R.L.	Pharmaceuticals	1,738,662.74
Russian Federation	PKF Alma	Education Supplies	122,221.39
Russian Federation	Resonans	Education Supplies	42,916.48
Russian Federation	Leader Sport	Education Supplies	40,004.51
Russian Federation	IP Godzhieva I.A.	Education Supplies	35,059.75
Russian Federation	Kairov Tamerlan Borisovitch, Entrepneo	IT & Office Supplies	52,385.69
Russian Federation	IP Kulchiev Vladimir Vladimirovitch	IT & Office Supplies	43,180.04
Russian Federation	Vivas	IT & Office Supplies	41,216.70
Russian Federation	Ooo Medex	Medical Kits	168,450.38
Russian Federation	Partner	Other	42,572.51
Russian Federation	Verdi	Printing	126,708.80
Russian Federation	Best Print	Printing	81,632.76
Russian Federation	PKF Alma	Rehab./Disabilities	34,131.00
Russian Federation	Fsue Of Chumakov Ipve, Rams	Vaccines/Biologicals	3,798,564.00
Rwanda	Engen Rwanda Sarl	Fuel & Lubricants	192,493.99
Rwanda	Printex Ltd	Printing	130,925.42
Rwanda	Brand Revolution Ltd	Printing	32,376.05
Senegal	Fermon Labo Senegal	Education Supplies	44,882.18
Senegal	Spia	Education Supplies	30,740.73
Senegal	Total	Fuel & Lubricants	49,989.42
Senegal	Novosen	IT & Office Supplies	32,196.50
Senegal	Imprimerie Du Centre	Printing	34,785.89
Senegal	Institut Pasteur De Dakar	Vaccines/Biologicals	706,745.00
Serbia, Republic of	Simpo A.D.Vranje	Education Supplies	42,927.39
Serbia, Republic of	Comtrade Computers	IT & Office Supplies	51,146.51
Serbia, Republic of	Iilir Canon	IT & Office Supplies	34,192.02
Serbia, Republic of	Grafika Reznici	Printing	73,061.84
Sierra Leone	Chriskal Printing Enterprises	Education Supplies	33,683.04
Sierra Leone	N P (SI) Ltd	Fuel & Lubricants	217,601.82
Sierra Leone	Sierra Leone National Petroleum Co. Ltd	Fuel & Lubricants	45,426.62
Sierra Leone	Integrated Power & Control Solutions	IT & Office Supplies	48,474.18
Sierra Leone	A.A. Enterprises	IT & Office Supplies	30,167.13
Sierra Leone	Ro-Marong Industries Ltd	Printing	114,947.70
Sierra Leone	Chriskal Printing Enterprises	Printing	71,793.31
Sierra Leone	Print Point Limited	Printing	39,179.47
Sierra Leone	Adnan & Adel Mullah & Sons Ltd	Transport	68,279.06
Sierra Leone	Ali Abess Transport & General Enterprises	Transport	63,000.00
Sierra Leone	Mantrac	Warehousing	36,827.59
Singapore	Fleischhacker Llp (Singapore Office)	Medical Kits	182,944.48
Singapore	Fleischhacker Llp (Singapore Office)	Water and Sanitation	73,900.00
Slovak Republic	PKP Bardejov S.R.O.	Nutrition	297,213.61
Slovak Republic	Monarflex S.R.O.	Water and Sanitation	369,563.87
Solomon Islands	Y. Sato (Roviana) And Company Limited	IT & Office Supplies	43,945.32
Somalia	Tawakal Mobile	Education Supplies	92,214.00
Somalia	Al Aqsa Gas Station	Fuel & Lubricants	144,000.00
Somalia	National Fuel Station	Fuel & Lubricants	53,146.55
Somalia	Color Creations Africa Ltd.	Shelter/Field Equip.	69,967.14
Somalia	Bulaal Trading Company	Water and Sanitation	284,764.00
Somalia	Kenpoly Manufacturers Limited	Water and Sanitation	181,980.00
Somalia	Khayrdoon General Trading Co.	Water and Sanitation	102,300.00
Somalia	SRCS Biyo Miire Factory	Water and Sanitation	52,000.00
Somalia	Barwaqo Supplies	Water and Sanitation	39,042.76
South Africa	Wefco Marketing Cc	Agriculture	230,167.87
South Africa	Sedgars Sports Warehouse	Clothing & Footwear	228,197.37
South Africa	ICT Diagnostics	Diagnostic Test Kits	1,404,650.00
South Africa	Reboni Furniture Group	Education Supplies	324,641.24
South Africa	Supersport International (Pty) Ltd	Education Supplies	68,971.29
South Africa	Bayer Pty (Ltd)	Household Technology	43,680.00
South Africa	Townsend International Pty Ltd.	Identific. & Signage	994,517.65
South Africa	Reboni Furniture Group	IT & Office Supplies	339,264.77
South Africa	Office Furniture Direct	IT & Office Supplies	201,130.00
South Africa	Reakgona Stationery Supplies C.C.	IT & Office Supplies	197,500.00
South Africa	All Office Equipment (Pty) Ltd	IT & Office Supplies	120,052.24
South Africa	Sterling Export Corporation	IT & Office Supplies	107,614.65
South Africa	Spss -SA	IT & Office Supplies	33,885.71
South Africa	Pronto It Solutions	IT & Office Supplies	30,890.33
South Africa	Roche Products (Pty) Limited	Laboratory Supplies	2,216,099.00
South Africa	Zans African Medical	Laboratory Supplies	707,484.80
South Africa	Nbssales	Laboratory Supplies	124,743.90
South Africa	Neomedic (Pty) Ltd	Medical Equipment	108,000.00
South Africa	Diva Nutritional Products (Pty) Ltd	Nutrition	12,813,311.50
South Africa	Dsm Nutritional Products (Pty) Ltd	Nutrition	1,572,352.93
South Africa	Maviga Za Pty Limited	Nutrition	895,125.00
South Africa	Davey Industrial Equipment (Pty) Ltd	Nutrition	113,618.16
South Africa	Fresenius Kabi South Africa	Pharmaceuticals	39,450.00
South Africa	Seriti Printing (Pty) Ltd.	Printing	89,321.12
South Africa	Handmade Communications	Printing	46,446.38
South Africa	Business Print Centre	Printing	39,774.10
South Africa	M Projects	Shelter/Field Equip.	108,206.14
South Africa	The Ranger Production Co Sa (Pty) Ltd	Transport	65,768.70
South Africa	Seriti Printing (Pty) Ltd.	Warehousing	344,956.44
South Africa	Townsend International Pty Ltd.	Warehousing	36,204.64
South Africa	Saficon Industrial Equipment (Pty) Ltd T/A Toyota Forklift	Warehousing	33,036.73
South Africa	Grundfos South Africa (Pty) Ltd	Water and Sanitation	645,921.23
South Africa	Edeni Chemical Trading Cc	Water and Sanitation	564,809.60
South Africa	D.H Brothers Industries (Pty) Ltd T/A Willowton Oil & Cake Mills	Water and Sanitation	402,979.13
South Africa	Townsend International Pty Ltd.	Water and Sanitation	350,102.19
South Africa	Arch Chemicals (Pty) Ltd	Water and Sanitation	169,512.50
South Africa	Brand Pack (Pty) Ltd	Water and Sanitation	133,701.80
South Africa	Ss Profiling (Pty) Ltd	Water and Sanitation	122,522.20
South Africa	Griffin Exports Cc	Water and Sanitation	78,919.97
Spain	Laboratorio Aldo-Union S.A.	Pharmaceuticals	150,786.35
Spain	Fontaga S.A	Water and Sanitation	559,046.50
Spain	Cartay Productos De Acogida S.L.	Water and Sanitation	546,320.81
Spain	Aguas De Mondariz Fuente De Val S.A	Water and Sanitation	400,879.31
Sri Lanka	Metco Trading Company (Pvt) Ltd	Bednets/Insecticides	38,374.31
Sri Lanka	Metco Trading Company (Pvt) Ltd	Clothing & Footwear	51,361.14
Sri Lanka	Lallans Sports Goods Mnfctrer Pvt Ltd	Education Supplies	352,383.64
Sri Lanka	Richard Trading Co (Pvt) Ltd	Education Supplies	115,904.35
Sri Lanka	Narah Stationers	Education Supplies	115,904.34
Sri Lanka	Woodman Lanka (Pte) Ltd	Education Supplies	85,354.75
Sri Lanka	Gimhan Furnitures	Education Supplies	44,839.77

Major Orders for Goods Placed by Agency During 2011 (Orders of \$30,000 or more)

AGENCY			PO Value
Location of Supplier	Name of Supplier	Description of Goods	USD
UNICEF Continued			
Sri Lanka	Gimhan Furnitures	IT & Office Supplies	142,177.92
Sri Lanka	Lapro Technologies (Pvt) Ltd	IT & Office Supplies	138,438.34
Sri Lanka	Metropolitan Office (Pvt) Ltd	IT & Office Supplies	113,251.68
Sri Lanka	Sujith Furniture Manufacturers	IT & Office Supplies	96,118.52
Sri Lanka	CBA - Ceylon Business Appliances Ltd	IT & Office Supplies	47,125.91
Sri Lanka	Technomedics International (Pvt) Ltd	Medical Equipment	182,063.40
Sri Lanka	Premium International (Pvt) Ltd	Medical Equipment	58,009.79
Sri Lanka	Mervynsons Private Limited	Medical Equipment	47,814.70
Sri Lanka	Medex Holdings (Pvt) Ltd	Medical Equipment	31,855.85
Sri Lanka	Printcare Packaging (Pvt) Ltd	Printing	78,296.70
Sri Lanka	Hunter & Company Plc	Transport	313,926.11
Sri Lanka	Stafford Motor Company Limited	Transport	115,455.40
Sudan	Tawfig Soap Factory	Bednets/Insecticides	453,295.14
Sudan	Hemedan International Soap Factory	Bednets/Insecticides	262,946.16
Sudan	Sharaf Banaga Fortrico/Ready Clothes	Clothing & Footwear	124,327.08
Sudan	Al Magari For Engineering Services Enterprise	Education Supplies	52,420.14
Sudan	Trojan Enterprises (Ss) Limited	Fuel & Lubricants	554,355.36
Sudan	Petrocity Enterprise Ltd	Fuel & Lubricants	293,255.35
Sudan	Nile Petroleum Co.	Fuel & Lubricants	40,819.50
Sudan	Amonia For Petroluem	Fuel & Lubricants	30,546.96
Sudan	South Sudan Promotion & Advertising Agency (Sspaa)	Identific. & Signage	173,858.26
Sudan	Nagi Elsadig Printing & Design	Identific. & Signage	36,484.88
Sudan	Rama International	IT & Office Supplies	148,095.67
Sudan	Isnad Engineering Co. Ltd.	IT & Office Supplies	89,657.95
Sudan	Nile Furniture & Office Supplies	IT & Office Supplies	86,242.42
Sudan	Hurria Printing Press	Printing	439,690.00
Sudan	Aramco Trading For Multi Activity Co.	Printing	321,180.54
Sudan	H.M.R. Printing Press & Enterprise	Printing	319,342.27
Sudan	Amira Printing & Publishing	Printing	222,299.33
Sudan	Creative Designers & Screen Printers	Printing	108,829.98
Sudan	Aro Printing Press & Gen. Commercial	Printing	98,645.79
Sudan	New Life Printing Press	Printing	76,804.87
Sudan	South Sudan Promotion & Advertising Agency (Sspaa)	Printing	47,121.48
Sudan	Afristar International Limited	Printing	35,562.60
Sudan	Car And General (Kenya) Limited	Transport	130,660.04
Sudan	United Nations Mission In Sudan (UNMIS)	Transport	71,176.00
Sudan	Eurochamp Limited	Transport	40,066.67
Sudan	Eurochamp Limited	Warehousing	155,333.35
Sudan	Technology of Submersible Pumps	Water and Sanitation	645,012.98
Sudan	Omaski Sai Infra Co. Ltd	Water and Sanitation	424,225.08
Sudan	Sudanese Tractor Co. Ltd.	Water and Sanitation	420,020.49
Sudan	Albaraka Plastic Factory	Water and Sanitation	385,948.28
Sudan	Diesel Generator Co. Ltd.	Water and Sanitation	366,595.60
Sudan	Azoom Plastic Factory	Water and Sanitation	242,742.41
Sudan	A.M.S Plastic Ropes Factory	Water and Sanitation	130,000.00
Sudan	Rama International	Water and Sanitation	100,711.15
Sudan	Albatrik Trading & Services Co.	Water and Sanitation	67,724.14
Sudan	Al Batrik Trading & Services Co. Ltd.	Water and Sanitation	43,014.84
Swaziland	Macmillian Publishing Co.	Education Supplies	70,784.89
Sweden	Sibir International Ab	Cold Chain Equipment	942,767.08
Sweden	Dometic Ab	Cold Chain Equipment	30,549.91
Sweden	Biab International Ab	Education Supplies	427,034.20
Sweden	Hemocue Ab	Laboratory Supplies	1,113,343.22
Sweden	Smurfit Kappa Lagamill Ab	Medical Renewable	1,554,433.63
Sweden	Halmstad Tryckeri Ab	Medical Renewable	65,661.75
Sweden	LCS Promotion International Ab	Water and Sanitation	52,562.18
Switzerland	Berlinger & Co. AG	Cold Chain Equipment	429,707.66
Switzerland	Connectis	Communication Equip.	38,256.90
Switzerland	Vestergaard Frandsen Group SA	Household Technology	67,291,439.80
Switzerland	BASF Agro B.V., Arnhem (NI)	Household Technology	4,233,956.10
Switzerland	Syngenta Crop Protection Ag	Household Technology	87,880.00
Switzerland	Telios S.A	IT & Office Supplies	80,685.50
Switzerland	Medela Ag	Medical Equipment	736,918.70
Switzerland	WHO - World Health Organization	Medical Equipment	494,843.00
Switzerland	Novartis Pharma Services A.G.	Pharmaceuticals	10,906,222.80
Switzerland	Schering-Plough Central East Ag	Pharmaceuticals	698,040.00
Switzerland	Mepha Ltd.	Pharmaceuticals	331,405.10
Switzerland	Baxter AG	Pharmaceuticals	147,759.81
Switzerland	Hoffmann-La Roche Ltd.	Pharmaceuticals	105,934.65
Switzerland	Atar Sa	Printing	40,303.01
Switzerland	Cruceil Switzerland Ag	Vaccines/Biologicals	211,431,692.00
Syrian Arab Republic	Al Sebai For Teaching Aids/ Isam Ziad Al Sebai	Education Supplies	258,813.78
Syrian Arab Republic	Rend Child Kingdom/Mhd Sadek Al Rejjal And Or Mhd Nahed Kaheel	Education Supplies	42,470.39
Syrian Arab Republic	Digital Plus	IT & Office Supplies	75,144.05
Syrian Arab Republic	Computer Information Systems Ltd	IT & Office Supplies	67,240.80
Syrian Arab Republic	Automatic Business Solutions	IT & Office Supplies	62,192.36
Syrian Arab Republic	Techno-Media Center	IT & Office Supplies	45,250.79
Syrian Arab Republic	Alico/ Mohammad Ali Hasan Al Shaheer Beshherab	Medical Equipment	77,963.43
Syrian Arab Republic	Maysaa Rejleh	Medical Equipment	44,279.92
Syrian Arab Republic	Al-Manar For Graphic Arts	Printing	95,703.96
Syrian Arab Republic	Al-Razi Est. For Printing & Binding	Printing	67,776.45
Syrian Arab Republic	Al Manar For Printing Arts/Shwaiki Brother Co	Printing	48,628.31
Syrian Arab Republic	Salhani Printing Est/Ibrahim & Yassin Salhani	Printing	44,501.82
Syrian Arab Republic	Mhd Khaled & Mhd Anas Rankousi Al Houda Co	Shelter/Field Equip.	293,224.37
Syrian Arab Republic	Alhouda Company	Water and Sanitation	57,450.00
Tajikistan	Private Entrepreneur Sobirov A	Education Supplies	116,822.42
Tajikistan	Private Entrepreneur Murodov Ulugbek	Education Supplies	80,188.76
Tajikistan	Private Entrepreneur Yusupov Sherzod	IT & Office Supplies	69,302.15
Tajikistan	LLC Burkhyon	Medical Kits	43,752.64
Tajikistan	LLC Rudsoz	Nutrition	33,645.71
Tajikistan	Contrast LLC	Printing	83,631.81
Tajikistan	LLC Rudsoz	Water and Sanitation	34,530.37
Thailand	Planet Communications Asia Co., Ltd.	Communication Equip.	87,991.61
Thailand	Football Thai Factory Sporting Goods Co., Ltd.	Education Supplies	136,056.75
Thailand	Saengroong Books Factory Co., Ltd	Education Supplies	126,176.66
Thailand	Dha Siamwalla Co., Ltd.	Education Supplies	87,644.64
Thailand	Siam Quality Industries Co., Ltd.	Education Supplies	75,139.24
Thailand	S.C. Stationery Industry Co., Ltd.	Education Supplies	61,325.90
Thailand	Thai Sports Co., Ltd.	Education Supplies	53,480.98
Thailand	P & P Stationery Ltd.	Education Supplies	47,306.26
Thailand	Nan Mee Industry Co., Ltd.	Education Supplies	43,505.66
Thailand	Tana Netting Co., Ltd	Household Technology	748,500.00
Thailand	Romar Industrial Company Limited	Identific. & Signage	613,390.76
Thailand	First Interbusiness Ltd.	IT & Office Supplies	147,273.65
Thailand	Loxbit Pa Public Company Limited	IT & Office Supplies	128,234.72
Thailand	Siam Integrated Technology Co., Ltd.	IT & Office Supplies	45,978.56
Thailand	Ricoh (Thailand) Limited	IT & Office Supplies	41,336.36
Thailand	Thantawan Industry Public Company Ltd.	Medical Renewable	59,804.16
Thailand	Pimolchai Suksakorn Co. Ltd.	Nutrition	593,840.00
Thailand	Advanced Country Education Co., Ltd.	Printing	624,645.21
Thailand	Sirivatana Interprint Public Co.Ltd	Printing	508,723.29
Thailand	Phongwarin Printing Ltd.	Printing	313,615.27
Thailand	Amarin Printing And Publishing Plc.	Printing	156,020.45
Thailand	Daiei Papers (S) Pte., Ltd.	Printing	98,100.00
Thailand	C.A.S Paper Co.,Ltd.	Printing	96,824.06
Thailand	Damsutha Press Co., Ltd.	Printing	89,508.74
Thailand	Thammada Press Co., Ltd.	Printing	73,558.74
Thailand	Hua Nam Printing Co., Ltd.	Printing	64,486.52
Thailand	Good Luck Steel Tubes Ltd.	Water and Sanitation	357,200.00

Major Orders for Goods Placed by Agency During 2011 (Orders of \$30,000 or more)

AGENCY			PO Value
Location of Supplier	Name of Supplier	Description of Goods	USD
UNICEF Continued			
Thailand	Promotion Of Appropriate Technology	Water and Sanitation	141,687.00
Thailand	Rma Automotive Co., Ltd	Water and Sanitation	82,415.00
Thailand	Sopon Lab Center Co., Ltd.	Water and Sanitation	65,078.03
Thailand	Berli Jucker Public Co., Ltd.	Water and Sanitation	47,139.14
Thailand	Saha Srirattanasombon Co.	Water and Sanitation	31,209.36
The Former Yugoslav Rep. of Macedon	Anhoch	IT & Office Supplies	34,291.37
The Former Yugoslav Rep. of Macedon	Datapons Doo	Printing	46,218.87
Togo	Ets. Synergie-Plus Savanes	Agriculture	34,496.10
Togo	C E N P A T O	Education Supplies	34,227.80
Togo	Ets Ipacom	Printing	115,036.80
Togo	Espace Technologie	Printing	110,685.71
Tunisia	Socit De Biologie Et De Services Industriels	Cold Chain Equipment	70,182.83
Tunisia	Brain Informatique	IT & Office Supplies	30,783.31
Tunisia	Adev - Nissan	Transport	34,200.74
Turkey	Prefabrik Yapi Insaat San. Ve Tic. A.S.	Construction Nonwash	375,133.70
Turkey	Atabay Pharmaceuticals Factory A.S.	Pharmaceuticals	261,488.97
Turkey	Erbosan Erciyas Boru Sanayii. Ve Ti	Water and Sanitation	117,285.77
Uganda	World Point Group	Clothing & Footwear	48,425.22
Uganda	Davis & Shirtliff (International) Ltd	Communication Equip.	80,491.51
Uganda	Appliance World Ltd	Communication Equip.	52,991.34
Uganda	Safi Net (U) Ltd	Communication Equip.	35,982.70
Uganda	Asiatic Sports Ltd	Education Supplies	149,508.20
Uganda	Dot Early Childhood Development Centre	Education Supplies	37,521.85
Uganda	Shell (Uganda)	Fuel & Lubricants	252,804.18
Uganda	PC World Computers Ltd	IT & Office Supplies	50,342.28
Uganda	Raps Uganda Ltd	IT & Office Supplies	47,612.26
Uganda	Technology Associates Ltd	IT & Office Supplies	40,205.35
Uganda	Performance Furnishings (U) Ltd	IT & Office Supplies	31,413.56
Uganda	Hwan Sung Industries Limited	Medical Kits	46,405.43
Uganda	Atlas Procurement Consult Ltd (Apc)	Medical Kits	38,566.04
Uganda	Atlas Procurement Consult Ltd (Apc)	Other	60,063.22
Uganda	New Vision Printingg & Publishing Corp.	Printing	291,911.45
Uganda	World Point Group	Printing	170,021.52
Uganda	Artfieldgraphics	Printing	39,773.03
Uganda	Techno Relief Services (U) Ltd	Printing	32,820.90
Uganda	Tents Africa Ltd	Shelter/Field Equip.	76,449.56
Uganda	Rajan Enterprises (U) Ltd	Shelter/Field Equip.	38,711.32
Uganda	Roadmaster Cycles (U) Ltd	Transport	321,130.57
Uganda	Nile Fishing Co (NIFCO) Ltd	Transport	228,591.60
Uganda	Arrow Centre	Transport	47,673.85
Uganda	Toyota Uganda Limited	Transport	43,617.00
Uganda	Rajan Enterprises (U) Ltd	Water and Sanitation	253,903.21
Uganda	Appliance World Ltd	Water and Sanitation	64,766.41
Ukraine	Foliant Printing Centre	Printing	30,031.89
United Arab Emirates	Leader Sport Trading	Medical Equipment	36,534.06
United Arab Emirates	Abu Dhabi Medical Devices Co. L.L.C	Medical Renewable	5,083,802.50
United Arab Emirates	Emirates Refining Co.	Nutrition	3,472,924.00
United Arab Emirates	Banadir Gate General Trading (L.L.C	Nutrition	604,175.00
United Arab Emirates	Gulf Pharmaceutical Industries	Pharmaceuticals	794,149.50
United Arab Emirates	Al Ghurair Printing & Publishing House Co. L.L.C.	Printing	139,700.00
United Arab Emirates	N-R-S International Fzco	Shelter/Field Equip.	957,186.50
United Arab Emirates	Oki General Trading Llc	Shelter/Field Equip.	44,491.20
United Kingdom	Dulas Ltd.	Cold Chain Equipment	4,118,086.65
United Kingdom	True Energy Limited	Cold Chain Equipment	468,278.49
United Kingdom	Hattersley Aladdin Limited	Cold Chain Equipment	268,769.81
United Kingdom	Sollatek UK Limited	Cold Chain Equipment	83,807.00
United Kingdom	Sollatek UK Limited	Communication Equip.	83,800.00
United Kingdom	Thales UK Limited	Communication Equip.	39,770.53
United Kingdom	Lab21 Healthcare Limited	Diagnostic Test Kits	53,190.83
United Kingdom	WRS Group, Ltd.	Education Supplies	46,822.57
United Kingdom	Bestnet Europe Limited	Household Technology	3,643,565.00
United Kingdom	Cromwell Tools Limited	IT & Office Supplies	733,637.76
United Kingdom	Innovyze Ltd	IT & Office Supplies	91,075.00
United Kingdom	Tinius Olsen Ltd.	IT & Office Supplies	31,538.38
United Kingdom	Morningside Pharmaceuticals Ltd.	Medical Renewable	2,550,751.22
United Kingdom	Maviga Europe Ltd	Nutrition	1,125,000.00
United Kingdom	Holbud Limited	Nutrition	960,000.00
United Kingdom	The Crown Agents For Overseas	Nutrition	885,629.00
United Kingdom	Avery Weigh-Tronix Limited	Nutrition	115,080.00
United Kingdom	Smartlogic Semaphore Ltd	Other	55,200.00
United Kingdom	Medreich Plc	Pharmaceuticals	3,987,248.75
United Kingdom	Morningside Pharmaceuticals Ltd.	Pharmaceuticals	682,718.86
United Kingdom	Durbin Plc	Pharmaceuticals	462,919.20
United Kingdom	Mallory International Limited	Printing	81,961.38
United Kingdom	Sdms Security Products Limited	Shelter/Field Equip.	37,264.05
United Kingdom	Aegis Engineering Ltd	Staff Supplies	104,795.75
United Kingdom	Jankel Armouring Limited	Transport	1,086,746.00
United Kingdom	Unatrac Limited	Transport	159,720.00
United Kingdom	Evenproducts Limited	Water and Sanitation	1,046,256.93
United Kingdom	Hydrachem Limited	Water and Sanitation	390,619.80
United Kingdom	Wagtech Projects Ltd.	Water and Sanitation	225,637.82
United Kingdom	Osprey Ltd.	Water and Sanitation	214,031.06
United Kingdom	BWA Water Additives	Water and Sanitation	194,529.72
United Kingdom	Delagua Water Testing Limited	Water and Sanitation	112,745.77
United Kingdom	Palintest Ltd.	Water and Sanitation	108,400.07
United Kingdom	Butyl Products Ltd.	Water and Sanitation	86,586.50
United Kingdom	A.J. Cope & Son Ltd	Water and Sanitation	66,219.94
United Kingdom	Green & Carter Ltd	Water and Sanitation	53,290.59
United Kingdom (Gibraltar)	Toyota Gibraltar Stockholdings Ltd.	Transport	12,146,542.55
United Republic of Tanzania	Tanzania Printing Services Ltd.	Education Supplies	525,629.42
United Republic of Tanzania	Mpely Furniture	Education Supplies	51,499.35
United Republic of Tanzania	Net Health Ltd	Household Technology	10,290,191.27
United Republic of Tanzania	Step In Limited	IT & Office Supplies	32,679.88
United Republic of Tanzania	Power Foods Industries Limited	Nutrition	60,683.82
United Republic of Tanzania	Jamana Printers Limited	Printing	1,029,809.38
United Republic of Tanzania	Iprint Limited	Printing	75,717.32
United Republic of Tanzania	CI Group Limited	Printing	67,745.00
United Republic of Tanzania	Tanzania Printing Services Ltd.	Printing	35,591.91
United Republic of Tanzania	Step In Limited	Shelter/Field Equip.	96,511.80
United Republic of Tanzania	Kilimanjaro Blanket Corp. Limited	Shelter/Field Equip.	41,528.46
United States of America	Sundanzer Refrigeration, Inc.	Cold Chain Equipment	479,644.00
United States of America	Computer Network Solutions	Communication Equip.	61,128.00
United States of America	Manhattan Information Systems, Inc.	Communication Equip.	38,086.96
United States of America	Access Bio, Inc.	Diagnostic Test Kits	1,206,313.40
United States of America	Chembio Diagnostics Systems, Inc.	Diagnostic Test Kits	149,475.00
United States of America	Orasure Technologies, Inc	Diagnostic Test Kits	74,000.00
United States of America	One World Futbol	Education Supplies	89,039.64
United States of America	Books of Hope LLC	Education Supplies	41,850.00
United States of America	Gaumard Scientific Company, Inc.	Education Supplies	40,375.60
United States of America	Replogle Globes, Inc.	Education Supplies	30,643.20
United States of America	Clarke International LLC	Household Technology	3,950,860.00
United States of America	Microsoft Corporation	IT & Office Supplies	2,902,403.22
United States of America	Atlantic Business Systems, Inc.	IT & Office Supplies	2,215,092.60
United States of America	Insight Direct Usa, Inc.	IT & Office Supplies	1,077,755.28
United States of America	Sap America Inc.	IT & Office Supplies	995,590.89
United States of America	Manhattan Information Systems, Inc.	IT & Office Supplies	496,040.46
United States of America	Shi International Corp.	IT & Office Supplies	310,361.45
United States of America	Oracle America Inc.	IT & Office Supplies	290,462.16
United States of America	International Business Machines	IT & Office Supplies	263,505.62
United States of America	Hewlett Packard	IT & Office Supplies	192,621.39

Major Orders for Goods Placed by Agency During 2011 (Orders of \$30,000 or more)

AGENCY			PO Value
Location of Supplier	Name of Supplier	Description of Goods	USD
UNICEF Continued			
United States of America	Citrix Systems, Inc.	IT & Office Supplies	78,841.75
United States of America	GSX Groupware Solutions	IT & Office Supplies	57,428.62
United States of America	Fast Search & Transfer Inc.	IT & Office Supplies	56,875.00
United States of America	Wisconsin Aluminum Foundry Co. Inc.	Medical Equipment	667,134.24
United States of America	Steris Corporation	Medical Equipment	31,729.92
United States of America	Edesia	Nutrition	4,013,039.18
United States of America	Tabatchnick Fine Foods Inc	Nutrition	3,323,041.25
United States of America	Weigh And Measure, LLC	Nutrition	647,297.50
United States of America	Challenge Dairy Products, Inc.	Nutrition	327,605.00
United States of America	Cardinal Scale Manufacturing Company	Nutrition	132,354.00
United States of America	Sap America Inc.	Not Defined	5,898,354.00
United States of America	Hewlett Packard	Not Defined	3,308,871.36
United States of America	Microsoft Corporation	Not Defined	1,894,294.49
United States of America	Cisco Systems, Inc	Not Defined	925,446.01
United States of America	Citrix Systems, Inc.	Not Defined	316,661.70
United States of America	Vmware, Inc.	Not Defined	98,283.35
United States of America	International Business Machines	Not Defined	88,466.75
United States of America	Hatteras Press Inc.	Not Defined	87,205.67
United States of America	Shi International Corp.	Not Defined	75,102.40
United States of America	Rapid Access Communication	Not Defined	71,727.25
United States of America	Manhattan Information Systems, Inc.	Not Defined	69,615.69
United States of America	T & G Industries, Inc.	Not Defined	69,026.56
United States of America	Lindenmeyr Munroe	Not Defined	57,120.00
United States of America	Eminentware Llc	Not Defined	55,950.00
United States of America	B&H Foto & Electronics Corp.	Not Defined	45,509.66
United States of America	Gilead Sciences Incorporated	Pharmaceuticals	371,250.00
United States of America	Brodock Press, Inc.	Printing	160,540.00
United States of America	Colorcraft Of Virginia, Inc.	Printing	81,308.00
United States of America	Pfizer Inc.	Vaccines/Biologicals	143,847,900.00
United States of America	Industrial Test Systems, Inc.	Water and Sanitation	505,980.30
United States of America	Procter & Gamble Company	Water and Sanitation	456,111.92
United States of America	Hedwin Corporation	Water and Sanitation	73,776.00
United States of America	DMA International, LLC	Water and Sanitation	44,932.48
United States of America	Lamotte Company	Water and Sanitation	32,543.55
Uruguay	Meralir S.A.	Printing	70,351.23
Uzbekistan	Simfo Pvt	Education Supplies	54,101.81
Uzbekistan	Vartex Glory Trade	IT & Office Supplies	60,586.86
Uzbekistan	Office Print	Printing	163,098.97
Uzbekistan	Ruta Print Jv	Printing	66,674.64
Uzbekistan	Business Communication Centre	Printing	64,339.77
Uzbekistan	Avrora Media	Printing	49,335.98
Uzbekistan	Es-Print	Printing	42,870.18
Uzbekistan	Sergeli Avtotexservis Sc	Transport	37,440.46
Venezuela (Bolivarian Rep. of)	Grupo Promotex C.A.	Clothing & Footwear	38,058.05
Venezuela (Bolivarian Rep. of)	Total Office Venezuela C.A.	IT & Office Supplies	36,181.82
Venezuela (Bolivarian Rep. of)	Servicios Gz C.A.	IT & Office Supplies	34,030.36
Yemen	Al-Awadhi For Furniture And General Services	Bednets/Insecticides	206,733.83
Yemen	Bilal Al-Hubaishi For Trading & Agencies	Bednets/Insecticides	138,715.86
Yemen	Al-Adel For General Trading	Bednets/Insecticides	106,123.56
Yemen	Multaka Al-Karat For Marketing (Mk)	Bednets/Insecticides	63,519.34
Yemen	Al-Jeel Al-Jadeed Group	Clothing & Footwear	52,941.29
Yemen	Al-Jeel Al-Jadeed Group	Education Supplies	292,542.63
Yemen	Garsan Stationery	Education Supplies	118,737.25
Yemen	Al-Maktaba	Education Supplies	84,420.25
Yemen	Maktabati Stationery	Education Supplies	79,954.13
Yemen	Faisal Fare'A Abdo For Steel Forming	Education Supplies	61,438.35
Yemen	Saba Furniture Centre	IT & Office Supplies	99,450.81
Yemen	Al-Khalil For Tech. & Computer	IT & Office Supplies	43,300.22
Yemen	Mam International Corp.	IT & Office Supplies	33,199.06
Yemen	Al-Fakhry For General Trading & Agencies	Nutrition	75,150.26
Yemen	Al-Prince For Printing & Publishing	Printing	79,817.36
Yemen	Print Art	Printing	75,698.59
Yemen	Onex Design And Advert	Printing	50,090.88
Yemen	Multaka Al-Karat For Marketing (Mk)	Shelter/Field Equip.	39,680.37
Yemen	A.M.T.C. (Toyota Agent)	Transport	66,200.00
Yemen	Silver Filters Company	Water and Sanitation	532,311.00
Yemen	Al-Awadhi For Furniture And General Services	Water and Sanitation	294,775.10
Yemen	Multaka Al-Karat For Marketing (Mk)	Water and Sanitation	255,710.46
Yemen	Al-Adel For General Trading	Water and Sanitation	253,640.09
Yemen	Bilal Al-Hubaishi For Trading & Agencies	Water and Sanitation	121,836.38
Yemen	Torwada For Trading	Water and Sanitation	84,279.50
Yemen	Abdulla Hasson Al-Sunaidar	Water and Sanitation	78,687.00
Yemen	Al-Watary Trading And Agriculture	Water and Sanitation	49,078.26
Zambia	Supersonic International Zambia Ltd	Education Supplies	46,238.94
Zambia	Micmar Investments Limited	IT & Office Supplies	72,273.43
Zambia	New Horizon Printing Press	Printing	313,123.45
Zambia	Afriprint Office Solutions	Printing	52,127.71
Zambia	Keren Motors Limited	Transport	54,520.01
Zambia	Tata (Z) Limited	Transport	40,890.48
Zambia	Freight & Passenger Services Ltd	Transport	37,735.07
Zambia	Kingdom Investments Limited	Water and Sanitation	193,216.20
Zambia	Micmar Investments Limited	Water and Sanitation	165,218.91
Zambia	Saro Agro Industrial Ltd	Water and Sanitation	101,685.99
Zambia	Ethaleni Solutions Limited	Water and Sanitation	77,497.65
Zambia	Amalgamated Steel Engineering Compagny	Water and Sanitation	57,459.51
Zimbabwe	Neyhom Enterprises T/A Progress Marketing	Agriculture	197,101.14
Zimbabwe	Fabco Pvt Ltd T/A Fabs Projects	Agriculture	98,323.85
Zimbabwe	Tassa Enterprises (Pvt) Ltd	Education Supplies	106,988.00
Zimbabwe	Strauss Logistics Limited	Fuel & Lubricants	520,335.45
Zimbabwe	National Oil Company Of Zimbabwe	Fuel & Lubricants	187,478.08
Zimbabwe	Bsky Energy	Fuel & Lubricants	60,390.00
Zimbabwe	Daeta International Trading Cc	IT & Office Supplies	31,205.13
Zimbabwe	Mm African Technologies (Pvt) Ltd	Laboratory Supplies	264,496.00
Zimbabwe	Medsure Healthcare (Pvt) Ltd	Laboratory Supplies	51,793.50
Zimbabwe	Varichem Pharmaceuticals Ltd.	Pharmaceuticals	905,547.02
Zimbabwe	College Press Publishers	Printing	3,491,425.20
Zimbabwe	Longman Zimbabwe	Printing	2,504,409.00
Zimbabwe	ZPH Publishers	Printing	1,743,725.66
Zimbabwe	Sable Press (Pvt) Ltd	Printing	97,319.90
Zimbabwe	CTP Printers Cape Town	Printing	30,972.22
Zimbabwe	World Bicycle Relief	Transport	127,668.06
Zimbabwe	Nissan South Africa (Pty) Ltd	Transport	58,368.00
Zimbabwe	Nissan Trading Co. Ltd	Transport	37,484.00
Zimbabwe	Chemplex Corporation Limited	Water and Sanitation	3,203,311.60
Zimbabwe	A.I. Davis & Co. (Pvt) Ltd	Water and Sanitation	1,292,570.00
Zimbabwe	Loyal Crown International	Water and Sanitation	487,146.00
Zimbabwe	Neyhom Enterprises T/A Progress Marketing	Water and Sanitation	320,482.17
Zimbabwe	V. And W. Engineering Pvt. Ltd.	Water and Sanitation	115,013.65
Zimbabwe	Nayee Brothers (Pvt) Ltd T/A Wholesale Centre	Water and Sanitation	107,161.91
Zimbabwe	Graniteside Electrical & Hardware	Water and Sanitation	86,902.86
Zimbabwe	Zimoplastics (Pvt) Ltd	Water and Sanitation	85,732.00
Zimbabwe	Olivine Industries	Water and Sanitation	78,713.60
Zimbabwe	Curechem Overseas P/L	Water and Sanitation	69,897.68
Zimbabwe	Lafarge Cement Zimbabwe Limited	Water and Sanitation	61,429.56
Zimbabwe	Fabco Pvt Ltd T/A Fabs Projects	Water and Sanitation	33,769.63
UNIDO			
Angola	RESTAURANT BAR YÉLICA	CATERING SERVICES	138,846.00
Austria	Miscellaneous Obligations	Engines, inboard, for marine propul	110,000.00
Austria	Miscellaneous Obligations	Hand tools, masonry	100,000.00
Austria	Miscellaneous Obligations	Hand tools, plumbing	120,000.00

Major Orders for Goods Placed by Agency During 2011 (Orders of \$30,000 or more)

AGENCY			PO Value
Location of Supplier	Name of Supplier	Description of Goods	USD
UNIDO Continued			
Austria	Miscellaneous Obligations	LABORATORY EQUIPMENT	1,097,393.68
Austria	Miscellaneous Obligations	Laboratory equipment, miscellaneous	253,390.56
Austria	SHIMADZU Handelsgesellschaft	Laboratory equipment, miscellaneous	147,410.82
Austria	AMEX Export Import GmbH	Laboratory testing	79,404.00
Austria	Miscellaneous Obligations	Ozone layer depletion - halons	740,000.00
Austria	Miscellaneous Obligations	PROCUREMENT SERVICES	136,000.00
Austria	Miscellaneous Obligations	Sea freight transport	120,000.00
Austria	Miscellaneous Obligations	Solar equipment	74,000.00
Bangladesh	NanoTech	Computer network communication equi	92,445.02
China	YUTONG GROUP CO	Buses and coaches over 15 seats	187,797.54
China	JDM JingDa Machine (Ningbo) Co Ltd	MACHINERY, GENERAL PURPOSE	100,000.00
China	Hangzhou Nannan Hydropower Development Co. Ltd	PROCUREMENT SERVICES	1,460,150.02
China	JDM JingDa Machine (Ningbo) Co Ltd	Tools, hand, powered, flexible shaf	72,000.00
China	Chin Fu Industrial Corp.	Training systems, audio	62,860.00
China	Chin Fu Industrial Corp.	Wood and bamboo working equipment a	95,440.00
Cote d'Ivoire	Toles Ivoire	Roofing sheets, corrugated, of plas	186,042.00
Denmark	AGRAMKOW Fluid Systems	Circuit tester systems	627,432.50
Denmark	AGRAMKOW Fluid Systems	Test equipment for radiocommunicati	1,013,732.06
Germany	Flottweg AG	Extraction plants	789,362.66
Germany	Hydrogenics GmbH	Fuel cells	928,586.00
Germany	Umwelttechnik MCZ GmbH	LABORATORY EQUIPMENT	181,289.20
Germany	Umwelttechnik MCZ GmbH	LABORATORY EQUIPMENT	158,260.00
Germany	LABSCO Laboratory Supply Company	Laboratory testing	104,210.00
Germany	LABSCO Laboratory Supply Company	PROCUREMENT SERVICES	224,906.00
Germany	Analytik Jena AG	Spectrometers, proton	71,250.00
India	Specialized Services	LABORATORY EQUIPMENT	244,170.10
Indonesia	LABTECH INTERNATIONAL LTD	ODS (Ozone Depleting Substances) ph	136,714.00
Italy	SOVIMP Srl	Food processing equipment	497,044.34
Italy	TECMON S R L	Food processing equipment	67,407.40
Italy	Impianti OMS Spa	Generators	77,750.00
Italy	Afros S p A	INSTALLATION OF MACHINERY AND EQUIP	4,071,999.98
Italy	Galileo TP Process Equipment Srl	Leak detectors	836,713.90
Italy	Impianti OMS Spa	Machinery, electrical equipment and	265,560.00
Italy	Impianti OMS Spa	Mixing machines	102,230.00
Italy	Galileo TP Process Equipment Srl	Nitrogen	256,130.80
Italy	Afros S p A	Ozone layer depletion - foams	2,787,980.00
Italy	EKOSYSTEM S.R.L.	Ozone layer depletion - refrigerati	251,369.40
Italy	Afros S p A	Ozone layer depletion - solvents	4,200,000.00
Italy	GAMMA MECCANICA S.p.A.	Pumping equipment related services	885,730.00
Italy	Galileo TP Process Equipment Srl	Pumps, fitted or designed to be fit	251,444.14
Italy	Galileo TP Process Equipment Srl	Pumps, vacuum	657,918.24
Italy	Galileo TP Process Equipment Srl	Refrigerant compressors	501,057.22
Italy	Afros S p A	Supervision/inspection of equipment	1,725,420.00
Italy	Galileo TP Process Equipment Srl	Test equipment for radiocommunicati	172,457.76
Italy	Impianti OMS Spa	Ventilation equipment	65,700.00
Jordan	ANTEMINA INTERNATIONAL LLC	Compressors	119,184.00
Lao People's Democratic Rep.	Sunlabob Renewable Energy Ltd	PROCUREMENT SERVICES	1,456,233.62
Lao People's Democratic Rep.	Sunlabob Renewable Energy Ltd	Solar energy systems	344,872.18
Lebanon	INTERTECH BATINORM SAL	Crushers for the cement, ceramics a	316,379.40
Lebanon	INTERTECH BATINORM SAL	PC accessories	69,912.00
Lebanon	INTERTECH BATINORM SAL	Testing equipment n.e.c.	187,170.02
Mauritius	SupplyQuip Limited	Food processing equipment	190,948.94
Mauritius	SupplyQuip Limited	Food processing equipment	119,252.02
Mexico	UNIDO Mexico Office Imprest Account	Calibration equipment	400,000.00
Mexico	FAX MEXICO SA DE CV	Fumigation kits	183,281.36
Netherlands	DRC International b.v.	Deviation calibrators	74,417.01
Netherlands	IMANTS B V	Fumigation kits	380,000.00
Netherlands	DEVOTRA B V	Metrology equipment n.e.c.	219,724.26
Netherlands	DEVOTRA B V	RUBBER INDUSTRY	359,459.00
Nigeria	Synapse Technologies	Chromatographs, gas	260,044.00
Singapore	Du Pont Company (Singapore) Pte Ltd	Laboratory testing	148,800.00
South Africa	DIGITAL VOICE PROCESSING (PTY) LTD	Education equipment computer	111,321.60
South Africa	LTE Energy Pty Ltd	Solar equipment	353,335.20
Spain	INMESOL S L	Generators, electric	222,892.00
Spain	COMERCIAL J. HUETE S.L	Greenhouses	1,213,367.72
Spain	TST STAG S A	ODS (Ozone Depleting Substances) ph	205,510.00
Spain	TST STAG S A	Ozone layer depletion	333,047.20
Spain	TST STAG S A	Refrigerators	91,020.00
Spain	TST STAG S A	Seed processing equipment, general	168,552.00
Spain	TST STAG S A	Toolboxes	831,200.00
Spain	INKOA SISTEMAS S L	Tractors	184,476.10
Spain	INKOA SISTEMAS S L	Tractors, 4WD	142,672.06
Spain	INKOA SISTEMAS S L	Trailers, agricultural, general pur	62,669.88
Sweden	Kinnarps AB	Furniture, school	153,700.00
Switzerland	ISO Central Secretariat	BOOKS, BROCHURES AND LEAFLETS, MAPS	145,947.36
Switzerland	Environmental Technology Ltd(ETI)	Laboratory or chemical reagents for	173,228.00
Switzerland	Rhenus Freight Logistics AG	TRANSPORT, STORAGE, MANUFACTURING S	90,190.74
Thailand	Global Fleet Sales Co Ltd	Automobiles, utility vehicles	178,983.52
Thailand	Global Fleet Sales Co Ltd	TRANSPORT, STORAGE, MANUFACTURING S	62,500.00
The fm Yugoslav Rep. of Macedonia	ARIAZONE INTERNATIONAL EUROPE	ODS (Ozone Depleting Substances) ph	275,688.00
Turkey	SEM DIS TICARET KOLL STI	Chromatographs, gas	185,250.00
Turkey	DEKA Mühendislik Yangin Guvenlik Sistemleri ve Insaat San. Tic Ld. Sti	Fire extinguishers maintenance and	118,052.00
Turkey	HABAS Sinau ve Tibbi Gazlar Endustrisi AS	Hydrogen	420,000.00
Turkey	HABAS Sinau ve Tibbi Gazlar Endustrisi AS	Hydrogen, nitrogen, oxygen, carbon	80,000.00
Turkey	UNIDO ICHET Istanbul USD Imprest Account	Supply and demand	127,607.20
United Arab Emirates	Landmark Resources FZCO	Motor vehicles, passenger, public t	115,000.00
United Kingdom	Unit Export Limited	Calibration equipment	151,083.92
United Kingdom	Labquip Projects Limited	LABORATORY EQUIPMENT	105,596.96
United Kingdom	SOTEX INTERNATIONAL LTD	Laboratory equipment, agricultural,	186,361.06
United Kingdom	CROMWELL International Tools Limited	Millstones, grindstones, grinding-w	67,782.66
United Kingdom	i 2 Limited	Notebooks	32,858.80
United Kingdom	Unit Export Limited	PROCUREMENT SERVICES	254,824.00
United Kingdom	SOTEX INTERNATIONAL LTD	PROCUREMENT SERVICES	158,051.48
United Kingdom	Proptek Ltd	Trays, dishes, plates, cups and the	63,262.00
United Kingdom	CROMWELL International Tools Limited	VOCATIONAL TRAINING	234,731.78
United States of America	TEMP AIR INC	Heaters, water, instantaneous gas	67,500.00
United States of America	Data Power Inc	PROCUREMENT SERVICES	537,266.00
United States of America	TEMP AIR INC	TRAINING	84,000.00
Venezuela (Bolivarian Rep. of)	TRANE Service First CA	Air conditioning equipment	580,000.00
Zambia	CFAO Zambia Limited	Pick-ups	239,633.76
UNOG			
Finland	OSPREY SCIENTIFIC INC.	Machinery for sorting, screening, s	112,612.98
France	SILLINGER S.A.	Boats, inflatable	93,900.00
France	VERSEIDAG BALLISTIC PROTECTION OY	Crowd control equipment	47,084.00
France	SOCIETE FRANCAISE DE COMMERCE EURO	Motor vehicles, passenger, other	69,900.00
France	ICOM FRANCE SAS	Radio broadcast and television rece	95,553.19
France	NOVACOM SERVICES	Satellite communication systems	283,170.00
Germany	GROUPE MULLIEZ FLORY	Clothing of textile materials	40,110.72
Ireland	ARMoured PROJECT VEHICLES	Motor vehicles, passenger, other	234,251.84
Ireland	MICROSOFT IRELAND OPERATIONS LTD	Software application packages	35,672.00
Italy	METALLURGICA ITALO OTTINETTI s.r.l	Domestic metal products	192,397.25
Italy	METALLURGICA ITALO OTTINETTI s.r.l	Domestic metal products	64,132.42
Italy	METALLURGICA ITALO OTTINETTI s.r.l	Domestic metal products	62,251.20
Italy	COELMO s.r.l.	Electric motors, generators and the	215,344.87
Italy	COELMO s.r.l.	Electric motors, generators and the	203,991.48
Italy	COELMO s.r.l.	Electric motors, generators and the	198,007.73
Italy	MICROSOFT IRELAND OPERATIONS LTD	Software application packages	71,334.00
Norway	ROFI INDUSTRIER AS	Camping equipment	230,831.60
Norway	ROFI INDUSTRIER AS	Camping equipment	150,911.25

Major Orders for Goods Placed by Agency During 2011 (Orders of \$30,000 or more)

AGENCY			PO Value
Location of Supplier	Name of Supplier	Description of Goods	USD
UNOG Continued			
Norway	ROFI INDUSTRIER AS	Camping equipment	96,543.55
Norway	ROFI INDUSTRIER AS	Camping equipment	49,869.60
Norway	SCANDINAVIAN WATER TECHNOLOGY AS	Containers for compressed or liquef	58,711.54
Norway	SCANDINAVIAN WATER TECHNOLOGY AS	Containers for compressed or liquef	40,714.29
Norway	SCANDINAVIAN WATER TECHNOLOGY AS	Disinfectants & Antiseptics	83,777.47
Norway	SCANDINAVIAN WATER TECHNOLOGY AS	Domestic metal products	55,844.78
Norway	SCANDINAVIAN WATER TECHNOLOGY AS	Domestic metal products	54,069.37
Norway	COELMO s.r.l.	Electric motors, generators and the	521,015.34
Norway	SCANDINAVIAN WATER TECHNOLOGY AS	Filtering and purifying equipment	209,443.68
Norway	VIZADA NETWORKS AS	Satellite communication systems	173,405.00
Switzerland	TA TRIUMPH-ADLER VISINFO AG	AUDIO VISUAL EQUIPMENT	96,026.88
Switzerland	TECHNICONGRES MARTANO SA	AUDIO VISUAL EQUIPMENT	66,232.36
Switzerland	SCANDINAVIAN WATER TECHNOLOGY AS	Construction materials of plastic;	64,115.35
Switzerland	GARAGE DU RHONE SENFTEN CEDRIC	Domestic appliances other than cool	148,327.90
Switzerland	NOS NEW ORGANISATION SYSTEM SA	FURNITURE	230,510.31
Switzerland	ROUND OFFICE SA	Furniture, office, other than chair	799,559.45
Switzerland	ROUND OFFICE SA	Furniture, office, other than chair	406,182.23
Switzerland	ROUND OFFICE SA	Furniture, office, other than chair	406,182.23
Switzerland	ROUND OFFICE SA	Furniture, office, other than chair	124,344.32
Switzerland	ROUND OFFICE SA	Furniture, office, other than chair	37,646.05
Switzerland	ROUND OFFICE SA	Furniture, office, other than chair	30,077.39
Switzerland	ROUND OFFICE SA	Furniture, other, n.e.c.	43,514.45
Switzerland	ELECTROPLAST SA	Insulated wire and cable; optical f	53,789.24
Switzerland	ETI UMWELTECHNIK AG	Machinery for sorting, screening, s	129,869.00
Switzerland	MINERG-APPELSA SA	Measuring, checking and testing app	40,870.49
Switzerland	MIB SUISSE SA	Micro-computers	147,750.85
Switzerland	DAN OFFICE SA	Micro-computers	133,950.00
Switzerland	DAN OFFICE SA	Micro-computers	133,950.00
Switzerland	DAN OFFICE SA	Micro-computers	124,500.00
Switzerland	DAN OFFICE SA	Micro-computers	122,677.00
Switzerland	LENOVO (Schweiz) GmbH	Micro-computers	120,960.00
Switzerland	DELL SA	Micro-computers	88,920.85
Switzerland	DAN OFFICE SA	Micro-computers	79,650.00
Switzerland	DELL SA	Micro-computers	71,982.28
Switzerland	DELL SA	Micro-computers	67,625.44
Switzerland	MIB SUISSE SA	Micro-computers	62,915.07
Switzerland	DELL SA	Micro-computers	51,478.83
Switzerland	DELL SA	Micro-computers	50,866.59
Switzerland	DELL SA	Micro-computers	49,527.42
Switzerland	DAN OFFICE SA	Micro-computers	48,450.00
Switzerland	DELL SA	Micro-computers	44,471.54
Switzerland	DELL SA	Micro-computers	42,463.84
Switzerland	ACCELERIS GmbH	Micro-computers	38,883.33
Switzerland	DAN OFFICE SA	Micro-computers	37,354.00
Switzerland	PRO-DATA LGI SA	Micro-computers	37,225.84
Switzerland	DELL SA	Micro-computers	36,576.55
Switzerland	MIB SUISSE SA	Micro-computers	36,289.02
Switzerland	DELL SA	Micro-computers	31,827.55
Switzerland	CHALUT GREEN SERVICE SA	Motor vehicles, goods transport	64,060.80
Switzerland	LARAG SA SATIGNY	Motor vehicles, goods transport	52,120.71
Switzerland	CHEVALLEY ANDRE SA	Motor vehicles, passenger, public t	83,128.12
Switzerland	PITNEY BOWES (SWITZERLAND) AG	Office machines, other	39,511.40
Switzerland	ARCTICA SA	Office machines, other	31,090.81
Switzerland	ABSOLIS SA	Optical input/output units, such as	30,451.11
Switzerland	EMC COMPUTER SYSTEMS SA	Optical storage units	126,687.00
Switzerland	EMC COMPUTER SYSTEMS SA	Optical storage units	76,750.00
Switzerland	EMC COMPUTER SYSTEMS SA	Optical storage units	70,000.00
Switzerland	ANTALIS SA	Paper of paperboard n.e.c., for pri	37,639.52
Switzerland	SPACECOM SYSTEMS (CSL) Sarl	PC software, general	39,824.25
Switzerland	AVISION AG	Recording and reproducing apparatus	53,151.69
Switzerland	VISUALS (Switzerland) Sarl	Recording and reproducing apparatus	36,402.32
Switzerland	INTERSITAG BUROROY SA	Seats and chairs	223,731.81
Switzerland	INTERSITAG BUROROY SA	Seats and chairs	95,107.78
Switzerland	INTERSITAG BUROROY SA	Seats and chairs	60,721.87
Switzerland	INTERSITAG BUROROY SA	Seats and chairs	47,000.00
Switzerland	NOS NEW ORGANISATION SYSTEM SA	Seats and chairs	43,822.29
Switzerland	MAX C. MEISTER AG	SECURITY AND SAFETY EQUIPMENT	37,448.43
Switzerland	IT CONCEPTS SOLUTIONS GmbH	Software application packages	63,925.10
Switzerland	DELL SA	Software application packages	33,740.98
Switzerland	TORSON KUNSTSTOFFTECHNIK AG	Stoppers, caps, lids and other meta	36,427.80
Switzerland	EMC COMPUTER SYSTEMS SA	STORAGE UNITS AND STORAGE MEDIA FOR	315,350.00
Switzerland	DAN OFFICE SA	Super-computers	221,390.00
Switzerland	DAN OFFICE SA	Super-computers	109,740.00
Switzerland	DAN OFFICE SA	Super-computers	98,070.00
Switzerland	DAN OFFICE SA	Super-computers	52,347.00
Switzerland	KSB ZURICH SA	Taps, cocks, valves and similar app	32,983.98
Switzerland	HEIMGARTNER FAHNEN AG	Textile articles made-up, other	48,324.83
United Kingdom	TOYOTA GIBRALTAR STOCKHOLDINGS LTD.	Motor vehicles, passenger, other	502,405.27
United Kingdom	TOYOTA GIBRALTAR STOCKHOLDINGS LTD.	Motor vehicles, passenger, other	404,212.56
United Kingdom	TOYOTA GIBRALTAR STOCKHOLDINGS LTD.	Motor vehicles, passenger, other	281,890.92
United Kingdom	TOYOTA GIBRALTAR STOCKHOLDINGS LTD.	Motor vehicles, passenger, other	233,571.30
United Kingdom	TOYOTA GIBRALTAR STOCKHOLDINGS LTD.	Motor vehicles, passenger, other	206,952.48
United Kingdom	TOYOTA GIBRALTAR STOCKHOLDINGS LTD.	Motor vehicles, passenger, other	193,863.35
United Kingdom	TOYOTA GIBRALTAR STOCKHOLDINGS LTD.	Motor vehicles, passenger, other	162,122.83
United Kingdom	TOYOTA GIBRALTAR STOCKHOLDINGS LTD.	Motor vehicles, passenger, other	161,289.46
United Kingdom	TOYOTA GIBRALTAR STOCKHOLDINGS LTD.	Motor vehicles, passenger, other	160,760.52
United Kingdom	TOYOTA GIBRALTAR STOCKHOLDINGS LTD.	Motor vehicles, passenger, other	133,698.83
United Kingdom	TOYOTA GIBRALTAR STOCKHOLDINGS LTD.	Motor vehicles, passenger, other	122,009.50
United Kingdom	TOYOTA GIBRALTAR STOCKHOLDINGS LTD.	Motor vehicles, passenger, other	116,512.23
United Kingdom	TOYOTA GIBRALTAR STOCKHOLDINGS LTD.	Motor vehicles, passenger, other	114,631.39
United Kingdom	TOYOTA GIBRALTAR STOCKHOLDINGS LTD.	Motor vehicles, passenger, other	112,177.34
United Kingdom	TOYOTA GIBRALTAR STOCKHOLDINGS LTD.	Motor vehicles, passenger, other	111,145.90
United Kingdom	TOYOTA GIBRALTAR STOCKHOLDINGS LTD.	Motor vehicles, passenger, other	105,044.59
United Kingdom	TOYOTA GIBRALTAR STOCKHOLDINGS LTD.	Motor vehicles, passenger, other	103,773.04
United Kingdom	TOYOTA GIBRALTAR STOCKHOLDINGS LTD.	Motor vehicles, passenger, other	93,270.34
United Kingdom	TOYOTA GIBRALTAR STOCKHOLDINGS LTD.	Motor vehicles, passenger, other	78,033.69
United Kingdom	TOYOTA GIBRALTAR STOCKHOLDINGS LTD.	Motor vehicles, passenger, other	71,313.83
United Kingdom	TOYOTA GIBRALTAR STOCKHOLDINGS LTD.	Motor vehicles, passenger, other	69,756.67
United Kingdom	TOYOTA GIBRALTAR STOCKHOLDINGS LTD.	Motor vehicles, passenger, other	68,802.58
United Kingdom	TOYOTA GIBRALTAR STOCKHOLDINGS LTD.	Motor vehicles, passenger, other	66,997.06
United Kingdom	TOYOTA GIBRALTAR STOCKHOLDINGS LTD.	Motor vehicles, passenger, other	66,225.98
United Kingdom	TOYOTA GIBRALTAR STOCKHOLDINGS LTD.	Motor vehicles, passenger, other	63,244.30
United Kingdom	TOYOTA GIBRALTAR STOCKHOLDINGS LTD.	Motor vehicles, passenger, other	62,634.56
United Kingdom	TOYOTA GIBRALTAR STOCKHOLDINGS LTD.	Motor vehicles, passenger, other	62,357.96
United Kingdom	TOYOTA GIBRALTAR STOCKHOLDINGS LTD.	Motor vehicles, passenger, other	59,022.26
United Kingdom	TOYOTA GIBRALTAR STOCKHOLDINGS LTD.	Motor vehicles, passenger, other	56,819.02
United Kingdom	TOYOTA GIBRALTAR STOCKHOLDINGS LTD.	Motor vehicles, passenger, other	52,640.95
United Kingdom	TOYOTA GIBRALTAR STOCKHOLDINGS LTD.	Motor vehicles, passenger, other	47,242.02
United Kingdom	TOYOTA GIBRALTAR STOCKHOLDINGS LTD.	Motor vehicles, passenger, other	46,344.95
United Kingdom	GRIMM FRERES SA	Motor vehicles, special purpose	45,705.00
United Kingdom	RELTEX RELIEF SUPPLIES LTD.	Plastic articles n.e.c.	110,000.00
United Kingdom	RELTEX RELIEF SUPPLIES LTD.	Plastic articles n.e.c.	68,750.00
United Kingdom (Gibraltar)	ARMOURED PROJECT VEHICLES	Motor vehicles, passenger, other	236,170.51
United Kingdom (Gibraltar)	ARMOURED PROJECT VEHICLES	Motor vehicles, passenger, other	234,225.17
United Kingdom (Gibraltar)	ASC (ARMORED SPECIALTY CARS) GmbH	Motor vehicles, passenger, other	150,762.43
United Kingdom (Gibraltar)	ARMOURED PROJECT VEHICLES	Motor vehicles, passenger, other	120,309.92
United States of America	GLOBAL FLEET SALES LTD.,	Motor vehicles, passenger, other	34,699.16
United States of America	GLOBAL FLEET SALES LTD.,	Motor vehicles, passenger, other	34,499.16
United States of America	GLOBAL FLEET SALES LTD.,	Motor vehicles, passenger, other	30,783.47
United States of America	TRI-MED SERVICES LTD.	Sanitaryware and plumbing fixtures,	50,000.00

Major Orders for Goods Placed by Agency During 2011 (Orders of \$30,000 or more)

AGENCY	Location of Supplier	Name of Supplier	Description of Goods	PO Value USD
UNOG Continued				
	United States of America	JB INTERNATIONAL INC.	Software application packages	30,180.00
	United States of America	CISCO SYSTEMS INC	Transmitting and communicating equi	713,554.86
	United States of America	CISCO SYSTEMS INC	Transmitting and communicating equi	351,984.82
	United States of America	CISCO SYSTEMS INC	Transmitting and communicating equi	95,682.60
	United States of America	CISCO SYSTEMS INC	Transmitting and communicating equi	41,816.30
UNON				
	Afghanistan	Shafiq Amiri Construction Co.	Ductile Iron Valves Pipes Adaptors for Kandahar water supply project	68,802.00
	Afghanistan	Citizen Group of Companies	Generators for Kandahar water supply scheme	85,500.00
	Afghanistan	Apex global services (Nasseh Group)	High Density Polyethylene pipe for Kandahar water supply project	215,729.13
	Afghanistan	ASA Logistic and Services	Polyethylene Pipe for Kandahar water supply scheme phase I	116,903.33
	Afghanistan	Habibullah Haseeb Printing and Advertising Company	Printing of Lesson plan Chapter 17-24 for LCEP II Project	34,786.19
	Afghanistan	Prozha tabati Ahmadi	Printing of Vfs and Learner books for LCEP II Project	49,443.69
	Afghanistan	Habibullah Haseeb Printing and Advertising Company	Printing record keeping books- Learning for Community Empowerment Prog.-II Project	35,010.50
	Austria	EMC COMPUTER SYSTEMS AUSTRIA GMBH	SUPPLY OF STORAGE AREA NETWORK	370,795.00
	Canada	ICAO	13,000 UNDB Folders and 31 Fact Sheets in 5 UN Languages	31,867.70
	Canada	GENESIS INTEGRATION	Purchase and installation of A/V material and ICT system	39,853.40
	Canada	CDW CANADA INC	Purchase of 47 PC for new offices on 6th floor - Government of Canada	44,289.88
	Canada	TELUS QUEBEC	Purchase of a VOIP system, cabling of new offices and new communication carrier service.	90,915.15
	Canada	SNOWDON FURNITURE	Purchase of office furniture, chairs and panels for new premises	73,644.83
	Denmark	DanOffice your IT Specialist	Desk top,Laptop,Printer,UPS for Peace-Building in Afghanistan	44,148.00
	Denmark	LTA AUTO APS	Toyota Prado TX9	42,630.00
	Dominican Republic	Rican Inversiones EIRL	ceiling supplies contract	99,419.20
	Dominican Republic	Lusaka Panama S.A.	Payment of purchase of concrete blocks equipment.	99,968.85
	France	STEELCASE SA	Office Furniture	50,110.97
	Germany	FLEISCHHACKER GMBH & CO. KG	Medical Equipement from Fleischackker.(Partial delivery).	34,394.75
	Germany	FLEISCHHACKER GMBH & CO. KG	SECURITY MEDICAL EQUIPMENT, UNON	36,678.46
	Germany	EDV-WERBEARTIKEL.DE GMBH	To provide 4500 USB sticks for Eurobats, CMS, CMS Abu Dhabi Office,	34,096.60
	Hong Kong	R.M Asia (HK) Limited	Motor Grader SG21-3 with Spare parts for Mazar Municipality office	148,483.00
	Italy	MECCANOTECNICA SPA	Book-binding Sewing Machine for UNON Division of Conference Services (DCS)	176,933.15
	Italy	TECHNOGYM	Gym Equipment.	36,780.51
	Japan	NISSAN TRADING COMPANY LTD.	Purchase of security vehicles - 4 x 4.	72,441.80
	Japan	ITOKI	REQ No. 11-018-KD Office furniture including re-design of the office	30,038.51
	Japan	NISSAN TRADING COMPANY LTD.	Supply of official vehicle	38,465.97
	Kenya	ELITE COMPUTERS LTD	5% retention fee to be released after 12 months	33,464.90
	Kenya	KENYA SHELL LIMITED	DUTY FREE FUEL FOR Commercial Operations Unit (COU), UNON	10,430,003.00
	Kenya	ELITE COMPUTERS LTD	One year consumables worthy of Clicks	123,635.76
	Kenya	E.P. DIS KENYA LTD	PHARMACEUTICAL PRODUCTS AND VACCINES, UNJMS, UNON	49,177.10
	Kenya	KENYA ORDNANCE FACTORIES CORPORATION	Purchase of Ammunition	32,863.62
	Kenya	TYPOTECH IMAGING SYSTEMS LTD	PURCHASE OF CTP DIRECT THERMAL PLATES	39,900.00
	Kenya	TYPOTECH IMAGING SYSTEMS LTD	Purchase of CTP Direct Thermal plates for UNONPrintshop.	39,900.00
	Kenya	ULTRA EQUIPMENT LTD	Purchase of Gym equipment- 2 treadmills,1 recline excite-bike, 1 vario excite for the UNRC.	36,201.72
	Kenya	TOYOTA E.A.LTD	Purchase of Security vehicles	145,421.69
	Kenya	D.T. DOBIE & COMPANY (KENYA) LTD	Purchase of Security vehilce - Van.	36,000.00
	Kenya	AMAZON MOTORS LTD	Purchase of Vehicle for UNON Director General.	79,729.00
	Kenya	MAGENTA (K) LIMITED	Purchase of X-ray scanner and Bomb Explosive detectors	192,500.00
	Kenya	ADPLAST LTD	Replenishment of Photocopying paper for UNON Stores	90,000.00
	Kenya	TYPOTECH IMAGING SYSTEMS LTD	Supply of Laminating Material for for UNON DCS	36,992.12
	Kenya	TOYOTA E.A.LTD	Supply of new motor vehicles	59,950.00
	Kenya	KIM-FAY EAST AFRICA LTD	Toilet Paper 6 Months Supply	44,056.20
	Kenya	REGIONAL GROUP (K) LTD	TONER CATRIDGES	46,494.13
	Kenya	RYCE EAST AFRICA LTD	Toyota Land Cruiser-Station Wagon Model HZJ76L	48,415.00
	Kenya	SOLAR WORLD EA LIMITED	URRC swimming pool heating system -complete delivery and installation of equipment.	57,585.47
	Kenya	HEIDELBERG E.A. LTD	Various Spare Parts for DI Quickmaster Heidelberg Printing Machine	39,441.98
	Mauritius	RAPISCAN AFRICA LIMITED	SUPPLY OF SECURITY EQUIPMENT FOR CMMF	153,523.00
	Pakistan	Innovative Pvt Ltd	10 UPS. 8 and 10 KVA for GIS Labs.	48,079.02
	Pakistan	Kamran & Brothers, Govt. Contractor & General Orde	Bamboo an dother materials for shelter PO 804 Pakistan	168,960.00
	Pakistan	Kamran & Brothers, Govt. Contractor & General Orde	Bamboo and plastic materials for Shelter Programme Pakistan PO 761	183,964.00
	Pakistan	Rehman & Brother	Bamboo and plastic supplies PO 772 PAK	86,730.00
	Pakistan	Kamran & Brothers, Govt. Contractor & General Orde	Construction material Po No 106.	40,345.09
	Pakistan	Chappal Trader	Construction materiel (PO 2011-0118)	70,808.24
	Pakistan	Rehman & Brother	Hand pump materials PO 726 PAK	60,890.00
	Pakistan	AWAISIA WHOLE SALE BAG BOOKS DEALER & GENERAL ORDE	House construction materials PO 758 PAK	34,220.00
	Pakistan	IMPO EXPO International	PO 2011-0067-Amendment A, construction materiel	69,277.77
	Pakistan	H. Sheikh Noor-Ur-Din & sons	PO 2011-PAK-0129, procurement of Plastic Sheet	92,682.93
	Pakistan	Kamran & Brothers, Govt. Contractor & General Orde	PO 62.Hygiene Kits for Sindh.	56,787.30
	Pakistan	Kamran & Brothers, Govt. Contractor & General Orde	PO-61. Hygiene Kits for Sindh.	53,398.21
	Pakistan	Kamran & Brothers, Govt. Contractor & General Orde	PO-63 Hygiene kits for jacocabad sindh.	42,339.57
	Pakistan	GeoMap Pakistan	POO-124 -Satellite images.	57,146.91
	Pakistan	AWAISIA WHOLE SALE BAG BOOKS DEALER & GENERAL ORDE	PO-XB-PAK-778 Awaisia Whole Sale PAK10X11 42.04 Shelter toolkits	31,548.72
	Pakistan	Trade Point & Services	PO-XB-PAK-797 Trade Point & Services PAK10X12 42.01 Latrine construction material	65,757.14
	Pakistan	shahid trading company	Procurement of 11000 Hygiene Kits for Punjab	135,522.04
	Pakistan	East & West Infiniti (Pvt) Ltd.	procurement of 155 GPS hand sets	67,027.97
	Pakistan	Shafi & CO	Procurement of 44100 hygiene kits for baluchistan	85,510.51
	Pakistan	Shirakat Enterprises	Procurement of Bamboos	214,051.07
	Pakistan	IMPO EXPO International	Procurement of Chicks PO 2011-PAK-0117	44,862.30
	Pakistan	Trade Point & Services	Procurement of Construction materials	76,339.70
	Pakistan	ZAHRA TENTS INDUSTRIES (PVT) LTD	Procurement of Hygiene Kits 5600 - PO 2011-PAK-0110	135,386.00
	Pakistan	Kamran & Brothers, Govt. Contractor & General Orde	procurement of poplar wood via PO POG-2011-PAK-0138	102,074.78
	Pakistan	Infotech	Procurement of SAN and server under D325 PO PAK0030	56,337.47
	Pakistan	Kamran & Brothers, Govt. Contractor & General Orde	Procurement of Shelter material for 1500 shelters at Jaffarabad, Baluchistan against PO 857 from Kamran & Brother	227,354.49
	Pakistan	IMGC GLOBAL (PVT) LTD	procurement of Solar LED Lantern via PO 2011-PAK-0147	98,531.15
	Pakistan	Ultra Soft Computers	Purchase of 03 HP Printer 1606DN, Laptop IMB T420 Qty 35 and Generator SW5000 QTY 02 PO 909	68,271.36
	Pakistan	GeoMap Pakistan	Satellite Images	39,981.98
	Pakistan	CanoTech Pvt Ltd	Scanners PO-0013	33,796.65
	Pakistan	Topline International Pvt.	Soaps and other cleaning items PO 796 PAK	44,220.00
	Pakistan	Topline International Pvt.	Soaps and other cleaning items PO793 PAK	46,100.00
	Pakistan	Topline International Pvt.	Soaps and other cleaning items PO794 PAK	45,800.00
	Pakistan	Topline International Pvt.	Soaps and other cleaning items PO795 PAK	46,100.00
	Panama	REFRIVALCA PANAMA, S.A.	AIR CONDITIONING SYSTEM, EQUIPMENT, INSTALATION AND MATERIALS	120,438.58
	Singapore	Dell Global BV Singapore Branch	28 Dell Computers PQ 22	53,480.00
	Singapore	Dell Global BV Singapore Branch	PO 19,20,21 & 22 for theprocurement of 50 Dell Laptops	42,020.00
	Singapore	Dell Global BV Singapore Branch	Purchased 16 Dell M4600 for GIS census team PO950,	39,880.00
	South Africa	SPESCOM SYSTEMS (PTY) LTD	Purchase of Streaming Equipment	54,460.00
	Spain	TST STAG S.A.	Supply of Training (Refrigeration) Equipment with the Project on National Phase Out-Plan of Iraq for UNEP ROWA	234,614.00
	Sweden	SOLVATTEN AB	Solar safe water system, SSWS-10, No.63825123	38,803.00
	Switzerland	HEWLETT PACKARD	DL380 G7 Servers for Lotus Domino and Active Directory for ICTS	157,011.21
	Switzerland	HEWLETT PACKARD	Laptops (36) and work stations for UNEP Department of Environmental Policy Implementation (DEPI)	43,095.96
	Switzerland	HEWLETT PACKARD	LAPTOPS FOR UNEP, Office of the Executive Director	33,443.61
	Switzerland	HEWLETT PACKARD	LAPTOPS FOR UNON SERVICES	50,072.36
	Switzerland	HEWLETT PACKARD	LAPTOPS FOR UNON STORES	31,253.36
	Switzerland	HEWLETT PACKARD	LAPTOPS FOR UNON, DCS	38,000.00
	Switzerland	HEWLETT PACKARD	Purchase of HP Servers for UN Habitat Deal No. 87548319 (Tele Lead TSA)	34,534.04
	Switzerland	HEWLETT PACKARD	SUPPLY OF LAPTOPS FOR UNEP, Division of Regional Cooperation (DRC)	30,415.60
	United Kingdom	INTELLIGENT FINISHING SYSTEMS (IFS)	Purchase of Book Binding Equipment	148,872.79
	United Kingdom	INTELLIGENT FINISHING SYSTEMS (IFS)	Purchase of Horizon HCB Case Binder Machine	132,260.39
	United Kingdom	SHEARGOLD LIMITED	Supply of printing paper for UNON Print shop.ref.ITB/10/0049/NM	258,591.00
	United States of America	CISCO SYSTEMS INC.	Cisco Phones_REQ/10/0834	75,094.40
	United States of America	EDART GTI, INC	LCD PROJECTORS	35,600.00
	United States of America	CISCO SYSTEMS INC.	Purchase of Cisco Phone for Common Services for UNON, Stores.	38,994.90
	United States of America	CISCO SYSTEMS INC.	Rack Top Switches for ICTS UNON	141,842.00
	United States of America	SOME'S WORLD WIDE UNIFORM	Security uniforms and accessories	130,437.73
	United States of America	CISCO SYSTEMS INC.	UNON Cisco Phones	126,696.30

Major Orders for Goods Placed by Agency During 2011 (Orders of \$30,000 or more)

AGENCY			PO Value
Location of Supplier	Name of Supplier	Description of Goods	USD
UNOPS			
Afghanistan	Rashed Elham Trading Company Ltd.	Armored Vehicles	115,000.00
Afghanistan	ASRI PARWAN MAZAR LTD	Cables, electrical	33,333.50
Afghanistan	ALLIED MACHINERY LIMITED	Construction machinery/equipment manufacture	249,900.00
Afghanistan	Star Oil Company	Diesel fuel	40,994.28
Afghanistan	Star Oil Company	Diesel fuel	40,400.16
Afghanistan	Star Oil Company	Diesel fuel	37,727.00
Afghanistan	Star Oil Company	Diesel fuel	37,727.00
Afghanistan	Star Oil Company	Diesel fuel	36,538.00
Afghanistan	Toilful Logistics Services co.	Equipment and accessories for connecting EDP equipment into	44,904.00
Afghanistan	Toilful Logistics Services co.	Equipment and accessories for connecting EDP equipment into	30,184.00
Afghanistan	E.C.L Afghan Limited	Fuel oils	47,422.83
Afghanistan	E.C.L Afghan Limited	Fuel oils	46,052.04
Afghanistan	E.C.L Afghan Limited	Fuel oils	43,794.42
Afghanistan	E.C.L Afghan Limited	Fuel oils	41,706.34
Afghanistan	E.C.L Afghan Limited	Fuel oils	39,958.04
Afghanistan	E.C.L Afghan Limited	Fuel oils	36,178.21
Afghanistan	E.C.L Afghan Limited	Fuel oils	33,786.64
Afghanistan	E.C.L Afghan Limited	Fuel oils	33,499.34
Afghanistan	E.C.L Afghan Limited	Fuel oils	33,279.33
Afghanistan	E.C.L Afghan Limited	Fuel oils	31,287.36
Afghanistan	Star Oil Company	Fuel pumps, motor operated	34,140.00
Afghanistan	Kabul Wazir Abad Pump Station	Fuel storage containers, soft	37,219.00
Afghanistan	Halal Habib Zada LTD	Fuel storage containers, soft	36,300.00
Afghanistan	Istanbul Furniture	FURNITURE	32,088.00
Afghanistan	United Uniform construction Company	Gates, metal	38,664.00
Afghanistan	Kabul Kaihan Kawsar Ltd	Generators	33,000.00
Afghanistan	Kabul Wazir Abad Pump Station	Generators, diesel	33,594.00
Afghanistan	ECL Afghan Ltd	Generators, diesel	33,450.00
Afghanistan	Rashed Elham Trading Company Ltd.	GLASS AND GLASS PRODUCTS	43,135.96
Afghanistan	Aria Maihan Ltd	Office furniture, wooden	36,290.00
Afghanistan	HAJI DAWOOD JAGHARAGAI LTD	Pick-ups, 4WD, petrol, double cab	41,500.00
Afghanistan	KB Strengths Ltd	Portable Narcotics Detectors	33,760.00
Afghanistan	DA HERAT BRESHNA SHERKAT	Power supplies	131,703.22
Afghanistan	Afghan Creative Cooperation (ACC)	Road maintenance machinery	235,000.00
Afghanistan	Jaffer Brothers Afghanistan Limited	Road maintenance machinery	101,517.00
Afghanistan	Hilton Star Group Afghanistan (HSGA)	Road maintenance machinery	92,000.00
Afghanistan	Kabul Aiden Ltd.	Stabilisers, voltage	48,500.00
Afghanistan	Megaplus Afghanistan Ltd	Uninterruptable power supply, battery cabinet	36,040.00
Afghanistan	Halal Habib Zada LTD	Vehicles	77,100.00
Argentina	MAGMACINE SRL	Audio Visual Equipment	98,039.22
Argentina	HUINCA CINE S.A.	Audio Visual Equipment	98,015.93
Argentina	TRIVIALMEDIA S.R.L	Audio Visual Equipment	98,014.71
Argentina	FUNDAMUS FUNDACION PARA LA MUSICA	Audio Visual Equipment	97,843.14
Argentina	MACANUDOS PRODUCCIONES S.R.L.	Audio Visual Equipment	97,622.55
Argentina	CRU FILMS SRL	Audio Visual Equipment	97,560.98
Argentina	ZOELLE SRL	Audio Visual Equipment	97,560.98
Argentina	GOLOSINA CINE SRL	Audio Visual Equipment	97,475.12
Argentina	MICROMUNDOS SRL	Audio Visual Equipment	97,475.12
Argentina	RUNA FILMS SRL	Audio Visual Equipment	97,170.73
Argentina	CABRA CARRIL SRL	Audio Visual Equipment	96,507.32
Argentina	Fraternidad Antidisc. del Sur Asoc Civil	Audio Visual Equipment	96,078.43
Argentina	EXOS S.A	Audio Visual Equipment	79,024.39
Argentina	Viditec S.A	Audio Visual Equipment	51,458.02
Argentina	LALECHUZAPRODUCCIONES SRL	Audio Visual Equipment	49,019.61
Argentina	PROYECTO WEB S.A	Audio Visual Equipment	48,973.04
Argentina	TEASER PRODUCCIONES S.R.L	Audio Visual Equipment	48,920.34
Argentina	CONSULTORA TECNICA INTEGRAL SRL	Audio Visual Equipment	48,780.49
Argentina	LUCERO IMAGEN Y SONIDO SRL.	Audio Visual Equipment	48,779.07
Argentina	PIRAÑA FILMS S.A	Audio Visual Equipment	48,753.41
Argentina	ART DEPOT SRL	Audio Visual Equipment	48,709.80
Argentina	FZERO SRL	Audio Visual Equipment	48,585.37
Argentina	PROMYS SRL	Audio Visual Equipment	48,585.37
Argentina	MALLKU FILMS SRL	Audio Visual Equipment	48,550.20
Argentina	SKATO SRL	Audio Visual Equipment	44,937.68
Argentina	COASIN COMUNICACIONES S.A	Audio Visual Equipment	41,354.36
Argentina	Tecnologia Educativa S.A	Audio Visual Equipment	36,490.00
Argentina	VEREDIT S.A.	Books; Brochures and Maps	48,178.39
Argentina	ANGEL ESTRADA Y COMPAÑIA S.A.I.	Books; Brochures and Maps	44,095.10
Argentina	EDITORIAL ESTRADA S.A.	Books; Brochures and Maps	43,874.63
Argentina	EMELEC SA	EDP Equipment/Machinery	192,605.00
Argentina	EMELEC SA	EDP Equipment/Machinery	86,656.00
Argentina	INDRA SI S.A.	Electrical Equipment	1,797,739.00
Argentina	INDRA SI S.A.	Electrical Equipment	212,896.00
Argentina	COLECCION S.A.C.I.F.	Furniture	46,894.73
Argentina	PLANETA FRIO SA	General Purpose Machinery	678,468.90
Argentina	DINATECH S.A.	Input/Output Units for EDP	2,452,219.40
Argentina	RANKO SA	Input/Output Units for EDP	578,100.00
Argentina	DINATECH S.A.	Input/Output Units for EDP	458,513.81
Argentina	BASESIDE S.R.L .	Input/Output Units for EDP	241,696.63
Argentina	Tacco Calpini S.A	Input/Output Units for EDP	43,101.48
Argentina	EURO SWISS S.A.	Medical / Surgical / Orthop.	773,356.56
Argentina	BIOFAR S.A.	Medical / Surgical / Orthop.	460,575.64
Argentina	AGIMED S.R.L.	Medical / Surgical / Orthop.	394,076.00
Argentina	PROPATO HNOS. SAIC	Medical / Surgical / Orthop.	325,428.81
Argentina	INSUMOS XXI SA	Medical / Surgical / Orthop.	250,171.70
Argentina	JOSE ANGEL BAGUETTE E HIJOS S.A.I. Y C.	Medical / Surgical / Orthop.	191,706.00
Argentina	LABORATORIOS IGALTEX S.R.L.	Medical / Surgical / Orthop.	187,350.48
Argentina	Rayos X Dinan S.A	Medical / Surgical / Orthop.	185,853.08
Argentina	PROPATO HNOS. SAIC	Medical / Surgical / Orthop.	180,276.37
Argentina	TOPSAL S.A.	Medical / Surgical / Orthop.	117,142.86
Argentina	PROPATO HNOS. SAIC	Medical / Surgical / Orthop.	81,755.98
Argentina	PROPATO HNOS. SAIC	Medical / Surgical / Orthop.	71,356.78
Argentina	LABORATORIOS IGALTEX S.R.L.	Medical / Surgical / Orthop.	55,843.51
Argentina	EURO SWISS S.A.	Medical / Surgical / Orthop.	51,592.21
Argentina	INSUMOS XXI SA	Medical / Surgical / Orthop.	49,788.71
Argentina	BIOFAR S.A.	Medical / Surgical / Orthop.	46,723.62
Argentina	PETTINARI METAL SACIFIA	Medical / Surgical / Orthop.	44,381.51
Argentina	PROPATO HNOS. SAIC	Medical / Surgical / Orthop.	44,222.58
Argentina	LABORATORIOS IGALTEX S.R.L.	Medical / Surgical / Orthop.	42,738.70
Argentina	SEYER SH	Medical / Surgical / Orthop.	39,061.68
Argentina	LABORATORIOS IGALTEX S.R.L.	Medical / Surgical / Orthop.	34,058.25
Argentina	TWIN MEDICAL S.A	Medical / Surgical; other	635,000.00
Argentina	Griensu S.A	Medical / Surgical; other	599,130.00
Argentina	AGIMED S.R.L.	Medical / Surgical; other	532,576.00
Argentina	DRAGER MEDICAL ARGENTINA S.A.	Medical / Surgical; other	164,454.99
Argentina	MEDIX I.C.S.A.	Medical / Surgical; other	97,997.06
Argentina	JAEJ S.A.	Medical / Surgical; other	63,935.00
Argentina	Ivecam S.A	Motor Vehicle Bodies	2,904,284.43
Argentina	FIAT AUTO ARGENTINA S.A	Motor Vehicles and Parts	1,165,380.00
Argentina	RENAULT ARGENTINA S.A.	Motor Vehicles and Parts	37,684.24
Argentina	GALANTE D'ANTONIO S.A.	Motor Vehicles and Parts	34,908.87
Argentina	Viditec S.A	Musical Instruments	390,040.00
Argentina	Instrumentos Musicales S.A.	Musical Instruments	162,381.40
Argentina	DINATECH S.A.	Office & Accounting Machinery	3,781,595.40
Argentina	RANKO SA	Office & Accounting Machinery	32,349.00
Argentina	REDFARM S.A.	Pharmaceuticals & Vaccines	798,614.04
Argentina	MEDIFARM S.A.	Pharmaceuticals & Vaccines	480,347.51
Argentina	PROPATO HNOS. SAIC	Pharmaceuticals & Vaccines	410,518.73
Argentina	DRAWER S.A.	Pharmaceuticals & Vaccines	295,746.50
Argentina	DROGUERIA COMARSA S.A.	Pharmaceuticals & Vaccines	286,698.11

Major Orders for Goods Placed by Agency During 2011 (Orders of \$30,000 or more)

AGENCY			PO Value
Location of Supplier	Name of Supplier	Description of Goods	USD
UNOPS Continued			
Argentina	LAFEDAR S.A.	Pharmaceuticals & Vaccines	241,202.93
Argentina	MEDIFARM S.A.	Pharmaceuticals & Vaccines	219,862.56
Argentina	MAZZONI ALBERTO JUAN	Pharmaceuticals & Vaccines	215,116.48
Argentina	MEDIFARM S.A.	Pharmaceuticals & Vaccines	207,125.63
Argentina	DENVER FARMA S.A.	Pharmaceuticals & Vaccines	200,945.41
Argentina	LABORATORIO FABRA S.A.	Pharmaceuticals & Vaccines	197,574.04
Argentina	DROGUERIA AVANTFAR S.A.	Pharmaceuticals & Vaccines	192,855.88
Argentina	LABORATORIOS RICHEL SA	Pharmaceuticals & Vaccines	179,269.42
Argentina	FADA PHARMA SA	Pharmaceuticals & Vaccines	174,595.96
Argentina	DROGUERIA BIOWEB S.A.	Pharmaceuticals & Vaccines	157,399.11
Argentina	DENVER FARMA S.A.	Pharmaceuticals & Vaccines	157,324.39
Argentina	LABORATORIOS DUNCAN S.A.	Pharmaceuticals & Vaccines	157,143.00
Argentina	RODOLFO EDUARDO FRISARE SA	Pharmaceuticals & Vaccines	151,893.18
Argentina	MEDIPHARMA SA	Pharmaceuticals & Vaccines	143,421.36
Argentina	LABORATORIO FABRA S.A.	Pharmaceuticals & Vaccines	143,072.12
Argentina	MEDIFARM S.A.	Pharmaceuticals & Vaccines	133,571.02
Argentina	BIOFARMA S.R.L.	Pharmaceuticals & Vaccines	128,498.67
Argentina	LABORATORIOS PUNTANOS S.E.	Pharmaceuticals & Vaccines	125,757.82
Argentina	RODOLFO EDUARDO FRISARE SA	Pharmaceuticals & Vaccines	122,745.38
Argentina	AXXA PHARMA S.A.	Pharmaceuticals & Vaccines	120,412.68
Argentina	LABORATORIO SANT GALL FRIBURG QCI S.R.L.	Pharmaceuticals & Vaccines	111,927.96
Argentina	CASA OTTO HESS S.A.	Pharmaceuticals & Vaccines	111,395.12
Argentina	NORGREEN SA	Pharmaceuticals & Vaccines	107,946.82
Argentina	SAVANT PHARM S.A.	Pharmaceuticals & Vaccines	106,529.93
Argentina	DENVER FARMA S.A.	Pharmaceuticals & Vaccines	101,568.12
Argentina	Pro Med Internacional S.A	Pharmaceuticals & Vaccines	98,330.04
Argentina	LABORATORIO DE HEMODERIVADOS UNC	Pharmaceuticals & Vaccines	98,026.06
Argentina	DRAWER S.A.	Pharmaceuticals & Vaccines	93,147.45
Argentina	SAVANT PHARM S.A.	Pharmaceuticals & Vaccines	88,415.27
Argentina	MERCK SHARP Y DOHME ARGENTINA INC	Pharmaceuticals & Vaccines	85,529.01
Argentina	BIOFAR S.A.	Pharmaceuticals & Vaccines	82,399.10
Argentina	DROGUERIA AVANTFAR S.A.	Pharmaceuticals & Vaccines	80,671.01
Argentina	DRAWER S.A.	Pharmaceuticals & Vaccines	79,354.37
Argentina	RODOLFO EDUARDO FRISARE SA	Pharmaceuticals & Vaccines	78,568.03
Argentina	MERCK SHARP Y DOHME ARGENTINA INC	Pharmaceuticals & Vaccines	74,900.00
Argentina	SAVANT PHARM S.A.	Pharmaceuticals & Vaccines	72,832.22
Argentina	BIOFAR S.A.	Pharmaceuticals & Vaccines	72,796.18
Argentina	MERCK SHARP Y DOHME ARGENTINA INC	Pharmaceuticals & Vaccines	72,560.98
Argentina	KLONAL S.R.L.	Pharmaceuticals & Vaccines	67,016.99
Argentina	GADOR SA.	Pharmaceuticals & Vaccines	66,210.46
Argentina	B BRAUN MEDICAL SA	Pharmaceuticals & Vaccines	60,165.30
Argentina	LABORATORIO LKM S.A.	Pharmaceuticals & Vaccines	59,933.60
Argentina	LABORATORIOS RICHEL SA	Pharmaceuticals & Vaccines	58,392.88
Argentina	LABORATORIO NORTHIA SACIFIA	Pharmaceuticals & Vaccines	57,643.84
Argentina	LABORATORIO NORTHIA SACIFIA	Pharmaceuticals & Vaccines	57,561.61
Argentina	LABORATORIO RICHMOND SACIF	Pharmaceuticals & Vaccines	57,345.13
Argentina	CEVALLOS SALUD SRL	Pharmaceuticals & Vaccines	57,321.52
Argentina	ABBOTT LAB.ARGENTINA S.A	Pharmaceuticals & Vaccines	55,971.46
Argentina	SAVANT PHARM S.A.	Pharmaceuticals & Vaccines	47,576.47
Argentina	LABORATORIO VANNIER S.A.	Pharmaceuticals & Vaccines	47,252.14
Argentina	LABORATORIOS RICHEL SA	Pharmaceuticals & Vaccines	47,214.64
Argentina	ABBOTT LAB.ARGENTINA S.A	Pharmaceuticals & Vaccines	45,196.33
Argentina	VEINFAR INDUSTRIAL Y COMERCIAL S.A.	Pharmaceuticals & Vaccines	41,935.67
Argentina	LABORATORIOS BAGO SA	Pharmaceuticals & Vaccines	40,927.98
Argentina	GOBBI NOVAG SA	Pharmaceuticals & Vaccines	40,821.43
Argentina	CASA OTTO HESS S.A.	Pharmaceuticals & Vaccines	40,341.99
Argentina	BIOTENK S.A.	Pharmaceuticals & Vaccines	39,871.12
Argentina	AXXA PHARMA S.A	Pharmaceuticals & Vaccines	39,682.19
Argentina	Laboratorio Internacional Argentino S.A.	Pharmaceuticals & Vaccines	39,009.86
Argentina	MEDIPHARMA SA	Pharmaceuticals & Vaccines	38,565.36
Argentina	LABORATORIO LKM S.A.	Pharmaceuticals & Vaccines	37,614.00
Argentina	DENVER FARMA S.A.	Pharmaceuticals & Vaccines	35,463.20
Argentina	ABBOTT LAB.ARGENTINA S.A	Pharmaceuticals & Vaccines	34,860.66
Argentina	LABORATORIO FABRA S.A.	Pharmaceuticals & Vaccines	31,973.16
Argentina	LABORATORIO RICHMOND SACIF	Pharmaceuticals & Vaccines	31,861.20
Argentina	LABORATORIO DE HEMODERIVADOS UNC	Pharmaceuticals & Vaccines	31,673.76
Argentina	LABORATORIO PABLO CASSARA SRL	Pharmaceuticals & Vaccines	30,634.19
Argentina	GOBBI NOVAG SA	Pharmaceuticals & Vaccines	30,006.34
Argentina	CORADIR S.A.	Processing Units for EDP	3,564,000.00
Argentina	HEWLETT-PACKARD ARGENTINA SRL	Processing Units for EDP	2,088,086.00
Argentina	AKTIO SOCIEDAD ANONIMA	Processing Units for EDP	1,912,877.00
Argentina	AKTIO SOCIEDAD ANONIMA	Processing Units for EDP	896,701.00
Argentina	CORADIR S.A.	Processing Units for EDP	801,900.00
Argentina	AVNET TECHNOLOGY SOLUTIONS ARGENTINA S.A	Processing Units for EDP	612,500.00
Argentina	DINATECH S.A.	Processing Units for EDP	499,740.00
Argentina	DELL AMERICA LATINA SUCURSAL ARG	Processing Units for EDP	405,987.66
Argentina	CORADIR S.A.	Processing Units for EDP	352,265.00
Argentina	CORADIR S.A.	Processing Units for EDP	297,000.00
Argentina	HEWLETT-PACKARD ARGENTINA SRL	Processing Units for EDP	252,659.00
Argentina	CORADIR S.A.	Processing Units for EDP	148,500.00
Argentina	EXO S.A.	Processing Units for EDP	41,100.00
Argentina	Tecnologia Educativa S.A	Processing Units for EDP	36,900.00
Argentina	EUROCALCOGRAFICA S.A.	Pulp. Paper and Paperboard	6,663,392.25
Argentina	EUROCALCOGRAFICA S.A.	Pulp. Paper and Paperboard	6,663,392.25
Argentina	EUROCALCOGRAFICA S.A.	Pulp. Paper and Paperboard	4,442,261.50
Argentina	EUROCALCOGRAFICA S.A.	Pulp. Paper and Paperboard	2,221,130.75
Argentina	TLEU UNION TRANSITORIA DE EMPRESAS	Pulp. Paper and Paperboard	1,826,226.00
Argentina	TLEU UNION TRANSITORIA DE EMPRESAS	Pulp. Paper and Paperboard	1,826,226.00
Argentina	TLEU UNION TRANSITORIA DE EMPRESAS	Pulp. Paper and Paperboard	913,113.00
Argentina	CORADIR S.A.	Software; Computer	11,583,000.00
Argentina	CORADIR S.A.	Software; Computer	1,967,166.60
Argentina	TELEFONICA MOVILES ARGENTINA S.A.	Software; Computer	1,454,780.50
Argentina	DINATECH S.A.	Software; Computer	591,450.24
Argentina	EXO S.A.	Software; Computer	402,150.00
Argentina	DATASTAR ARGENTINA S.A	Software; Computer	331,002.60
Argentina	CORADIR S.A.	Software; Computer	329,068.32
Argentina	STYLUS S.A.	Software; Computer	312,775.40
Argentina	SERVICIOS GLOBALES DE INFORMATICA S.A.	Software; Computer	180,038.44
Argentina	Proyecciones Digitales S.A	Software; Computer	154,833.00
Argentina	DINATECH S.A.	Software; Computer	127,955.00
Argentina	SONDA ARGENTINA SA	Software; Computer	119,250.00
Argentina	CORADIR S.A.	Software; Computer	74,649.77
Argentina	DINATECH S.A.	Software; Computer	68,916.80
Argentina	EPSON ARGENTINA S.R.L.	Software; Computer	68,175.36
Argentina	EDSI TREND ARGENTINA S.A.	Software; Computer	66,772.98
Argentina	INFOR GLOBAL (ARGENTINA) S.A.	Software; Computer	46,583.36
Argentina	DINATECH S.A.	Software; Computer	46,519.66
Argentina	G&B S.R.L.	Software; Computer	43,362.00
Argentina	RANKO SA	Software; Computer	41,266.97
Argentina	Mall Argentina S.R.L.	Software; Computer	35,970.00
Argentina	SONDA ARGENTINA SA	Software; Computer	31,000.00
Argentina	DELL AMERICA LATINA SUCURSAL ARG	Storage Units / Media for EDP	117,955.99
Argentina	VALID SOLUCIONES S.A.	Surveillance/Control Systems	1,459,015.62
Argentina	VALID SOLUCIONES S.A.	Surveillance/Control Systems	553,755.60
Argentina	VALID SOLUCIONES S.A.	Surveillance/Control Systems	269,498.82
Argentina	VALID SOLUCIONES S.A.	Surveillance/Control Systems	102,274.96
Argentina	ALCATEL-LUCENT DE ARGENTINA S.A.	Telecommunication Equipment	390,377.16
Argentina	SIEMENS ENTERPRISE COMMUNICATIONS SA	Telecommunication Equipment	56,096.00
Argentina	EMMES DISEÑO SRL	Textile Articles made up	241,404.96
Argentina	THE FK GROUP SRL	Textile Articles made up	214,204.80

Major Orders for Goods Placed by Agency During 2011 (Orders of \$30,000 or more)

AGENCY			PO Value
Location of Supplier	Name of Supplier	Description of Goods	USD
UNOPS Continued			
Argentina	IMAK ARGENTINA SRL	Textile Articles made up	145,005.04
Argentina	ICAP S.A.	TV / Radio Receivers	83,633.51
Argentina	LOGICALIS ARGENTINA S.A.	Wireless access point	227,800.00
Australia	Minelab Electronics Pty Ltd	Detectors	609,840.00
Australia	CODAN LIMITED	HF - transceiver, radio voice system	40,057.69
Australia	CODAN LIMITED	Radio broadcast and television receivers	39,247.42
Australia	CODAN LIMITED	Transceiver, HF	37,509.67
Australia	CODAN LIMITED	Transceiver, HF	30,939.25
Austria	Barefoot POWER PTY LTD	Lanterns	31,862.60
Belgium	INVOLUTION NV/SA	Clothing of textile materials	57,394.62
Belgium	CASE MATRIX NETWORK- CMN	Databases	40,192.50
Belgium	PHARMACIE DE LA COUR	First aid kits	31,472.54
Belgium	NEO-TECH Sprl	Furniture, school	124,032.09
Brazil	ARCELORMITTAL BRASIL SA	Bars, of iron or steel, for building	66,097.96
Bulgaria	Strategy Object OOD	Computer network communication equipment	119,751.00
Burundi	EPAL Technologies	Solar equipment	607,678.58
Burundi	EPAL Technologies	Solar equipment	218,764.29
Cameroon	CAMI TOYOTA	Boats; Utility	43,376.80
Central African Republic	ELECTROMENAGER CETRAFRICAINE	Office & Accounting Machinery	37,056.55
China	Peak International Trade (Tianjin) Co.,	Ice makers	269,040.00
China	Peak International Trade (Tianjin) Co.,	Motor Vehicles and Parts	44,170.00
China	Peak International Trade (Tianjin) Co.,	Motor Vehicles and Parts	40,773.00
China	NUCTECH COMPANY LIMITED	Scanners	111,060.00
China	Peak International Trade (Tianjin) Co.,	Vehicles	81,991.00
China	Jiangxi Jiangling Motors Import & Export	Vehicles	52,872.00
China	Guilin Pharmaceutical Co., Ltd.	Vials, injection	62,980.50
Congo, Republic of the	GRASSET SPORAFRIC S.A.	Transport Equipment; motorcycles etc.	31,628.07
Cote d'Ivoire	PENIWELE INFORMATIQUE	computer	79,212.47
Cote d'Ivoire	ELECTRONIC COMMUNICATION	Fuel energy applications	281,268.30
Cote d'Ivoire	SAMA ENTREPRISE	Fuel energy applications	47,503.09
Cote d'Ivoire	SAMA ENTREPRISE	Fuel energy applications	43,752.85
Cote d'Ivoire	UNIVERSAL TECHNOLOGY	Fuel oils	37,502.44
Cote d'Ivoire	LIBYA OIL COTE D'IVOIRE	Fuel oils	32,574.56
Cote d'Ivoire	AFRICAUTO	Trucks	279,489.72
Democratic Rep. of the Congo	Lav Business Services	Antenna, HF	44,125.00
Democratic Rep. of the Congo	CFAO MOTORS RDC	Compactors	47,360.00
Democratic Rep. of the Congo	M.INTERCOM sprl	Computer accessory kits	34,321.00
Democratic Rep. of the Congo	BUROTOP IRIS SPRL	Computer servers	96,144.00
Democratic Rep. of the Congo	LES CONSULTANTS INFORMATIQUES , LCI Sprl	EDP EQUIPMENT/MACHINERY, OTHER, AND PARTS THEREOF	64,921.00
Democratic Rep. of the Congo	Trading Congo	Furniture, camping	49,687.00
Democratic Rep. of the Congo	MEBECO Sprl	Furniture, school	97,335.00
Democratic Rep. of the Congo	STANDARD COMPANY	Furniture, school	58,805.76
Democratic Rep. of the Congo	STANDARD COMPANY	Furniture, school	55,409.40
Democratic Rep. of the Congo	Unions des Ingénieurs en Construction	Furniture, school	36,710.00
Democratic Rep. of the Congo	VIFRAN SPRL	Furniture, school	32,490.00
Democratic Rep. of the Congo	MEBECO Sprl	Furniture, school	31,168.70
Democratic Rep. of the Congo	ETS CORNEILLE	Furniture, school	30,720.00
Democratic Rep. of the Congo	Ginki	Gas oils (diesel oil)	36,585.00
Democratic Rep. of the Congo	BUROTOP IRIS SPRL	Laser printers	41,092.00
Democratic Rep. of the Congo	CELTEL RDC	Mobile cellular communications	35,745.42
Democratic Rep. of the Congo	CELTEL CONGO RDC	Mobile cellular communications	33,993.79
Democratic Rep. of the Congo	ZAHIRA SPRL	Motor Vehicles and Parts	119,800.00
Democratic Rep. of the Congo	CFAO MOTORS RDC	Motor Vehicles and Parts	41,800.00
Democratic Rep. of the Congo	Prodimpex SARL	Solar equipment	680,050.00
Democratic Rep. of the Congo	Prodimpex SARL	Solar Panels	44,250.00
Democratic Rep. of the Congo	New RIZCO Sprl	Tools	32,572.40
Democratic Rep. of the Congo	GILEMBE AIR SOUTENANCE/GISAIR	TRANSPORT EQUIPMENT, OTHER AND PARTS THEREOF	152,484.00
Democratic Rep. of the Congo	L.T. CIMPEX	Vehicles, 4WD, canvas top	216,300.00
Democratic Rep. of the Congo	KIVU MOTOR	Vehicles, 4WD, canvas top	31,500.00
Denmark	DANIMEX COMMUNICATIONS LTD	Antennae, radio communication	45,116.76
Denmark	UNICEF, COPENHAGEN	Anti-retroviral drugs (ARV)	59,498.00
Denmark	UNICEF, COPENHAGEN	Antiviral drugs	135,657.48
Denmark	UNICEF, COPENHAGEN	Antiviral drugs	33,339.03
Denmark	UNICEF, COPENHAGEN	Antiviral drugs	31,247.46
Denmark	PETER JUSTENSEN CO AS	AUDIO VISUAL EQUIPMENT FOR USE AS A TEACHING AID	77,628.29
Denmark	Bestnet Europe Ltd	Bed nets, impregnated	2,851,119.00
Denmark	Bestnet Europe Ltd	Bed nets, impregnated	547,540.00
Denmark	UNICEF, COPENHAGEN	Bed nets, impregnated	45,210.50
Denmark	Planson Europe	COMPUTERS	145,497.00
Denmark	JOHS GRAM-HANSSSEN A/S	Fishing equipment	128,400.00
Denmark	UNICEF, COPENHAGEN	HIV test kits	193,295.91
Denmark	JOHS GRAM-HANSSSEN A/S	Iron and Steel Products	85,023.45
Denmark	DAMASEC	Laser printers	4,086,692.00
Denmark	UNICEF, COPENHAGEN	Medical / Surgical; other	207,799.20
Denmark	Africa Automotive A/S	Motor Vehicles and Parts	468,583.00
Denmark	KUEHNE & NAGEL A/S	Motor Vehicles and Parts	221,940.57
Denmark	BUKKEHAVE LTD	Motor Vehicles and Parts	114,638.87
Denmark	JOHS GRAM-HANSSSEN A/S	Motor Vehicles and Parts	89,500.00
Denmark	KJAER & KJAER A/S	Motor Vehicles and Parts	77,187.50
Denmark	KJAER & KJAER A/S	Motor Vehicles and Parts	66,776.00
Denmark	BUKKEHAVE LTD	Motor Vehicles and Parts	43,151.26
Denmark	BUKKEHAVE LTD	Motor Vehicles and Parts	36,132.21
Denmark	BUKKEHAVE LTD	Motor Vehicles and Parts	33,150.11
Denmark	KJAER & KJAER A/S	Motorcycles	3,589,088.00
Denmark	KJAER & KJAER A/S	Motorcycles, exceeding 50 cc but not 250 cc	244,752.14
Denmark	KJAER & KJAER A/S	Pick-ups, 4WD, diesel, double cab	378,168.00
Denmark	KJAER & KJAER A/S	Pick-ups, 4WD, diesel, double cab	375,139.20
Denmark	KJAER & KJAER A/S	Pick-ups, 4WD, diesel, double cab	170,000.00
Denmark	KJAER & KJAER A/S	Pick-ups, 4WD, diesel, double cab	79,800.00
Denmark	KJAER & KJAER A/S	Pick-ups, 4WD, diesel, double cab	78,444.00
Denmark	KJAER & KJAER A/S	Pick-ups, 4WD, diesel, double cab	73,662.00
Denmark	KJAER & KJAER A/S	Pick-ups, 4WD, diesel, single cab	1,977,570.00
Denmark	Bukauto A/S	Pick-ups, 4WD, petrol, double cab	70,701.00
Denmark	KJAER & KJAER A/S	Police vehicles	145,562.66
Denmark	CANON DANMARK A/S	Printers, portable	33,001.00
Denmark	Bukauto A/S	Snow-ploughs and snow-blowers	2,571,473.34
Denmark	ATEA DANMARK A/S	Software application packages	47,373.00
Denmark	KJAER & KJAER A/S	Station wagons, 4WD, diesel driven, exceeding 1,500 cc, but	3,574,170.00
Denmark	KUEHNE & NAGEL A/S	Station wagons, 4WD, diesel driven, exceeding 2,500 cc	131,392.71
Denmark	KUEHNE & NAGEL A/S	Station wagons, 4WD, diesel driven, exceeding 2,500 cc	46,461.28
Denmark	BUKKEHAVE LTD	Station wagons, 4WD, diesel driven, exceeding 2,500 cc	40,024.74
Denmark	BUKKEHAVE LTD	Station wagons, 4WD, diesel driven, exceeding 2,500 cc	36,631.60
Denmark	NetDesign A/S	STORAGE UNITS AND STORAGE MEDIA FOR EDP	96,040.15
Denmark	JOHS GRAM-HANSSSEN A/S	Telescopes	267,587.61
Denmark	Africa Automotive A/S	Vehicles	643,152.24
Denmark	KJAER & KJAER A/S	Vehicles	45,220.00
Denmark	COPENHAGEN GLOBAL A/S	Vehicles, 4WD, hard top	1,049,959.00
Denmark	Africa Automotive A/S	Vehicles, 4WD, hard top	91,440.00
Dominican Republic	CORPORATION DE ASFALTO S.A	Asphalt or similar material, articles thereof	47,800.00
Ecuador	Palmeras de los Andes S.A.	Oil Seeds and Oleaginous Fruit	284,980.72
Egypt	Unatrac International	Backhoes, wheeled	258,000.00
El Salvador	Monelca, S.A. de C.V.	Iron and Steel Products	33,782.94
El Salvador	AUTOMAX, S.A. de C.V.	Motor Vehicles and Parts	48,870.00
Ethiopia	Information Systems Services	Software; Computer	48,825.00
France	JA DELMAS EXPORT	Earth moving equipment	3,991,482.00
France	CFAO PROCUREMENT SERVICE	Motor Vehicles and Parts	106,550.00
France	CFAO PROCUREMENT SERVICE	Motor Vehicles and Parts	63,424.84
France	onduline SA	Roofing sheets, corrugated, of plastic	47,960.72
France	onduline SA	Roofing sheets, corrugated, of plastic	47,268.59
France	PEUGEOT SODEXA	Station wagons, 4WD, diesel driven	48,159.54

Major Orders for Goods Placed by Agency During 2011 (Orders of \$30,000 or more)

AGENCY			PO Value
Location of Supplier	Name of Supplier	Description of Goods	USD
UNOPS Continued			
France	CFAO PROCUREMENT SERVICE	Telecommunication Equipment	34,780.00
France	CFAO PROCUREMENT SERVICE	Vehicles	46,992.94
France	CFAO PROCUREMENT SERVICE	Vehicles	32,860.00
France	CPS	Vehicles, all terrain	192,724.68
Gambia	Ministry of Trade, Industry and EMPL	Furniture	75,000.00
Germany	DEUTSCHE GESELLSCHAFT FUR GIZ GmbH	Anti Tuberculosis drugs 2 st line	834,940.36
Germany	Project Support Vehicles GmbH & Co. KG	Armoured 4X4 motor vehicles	356,811.99
Germany	EBINGER PRUF UND ORTUNGSTECHNIK GMBH	Detectors	44,316.00
Germany	PHYWE Systeme GmbH & Co.KG	Furniture, school	442,474.62
Germany	PHYWE Systeme GmbH & Co.KG	Furniture, school	337,032.15
Germany	PHYWE Systeme GmbH & Co.KG	Furniture, school	194,207.36
Germany	Seba Dynatronic Mess- und Ortungstechnik	Leak detectors	339,399.73
Germany	FLEISCHHACKER	Medical / Surgical; other	65,814.57
Germany	Koenig&Bauer AG	Offset printing presses, large for paper greater than A3	548,011.93
Guatemala	DE OFICINA, S.A.	Furniture	49,880.93
Guatemala	INNOVACIONES MEDICAS	Medical / Surgical; other	522,065.92
Guatemala	COMPANIA DE EQUIPO MEDICO HOSPITALARIO	Medical / Surgical; other	405,051.79
Guatemala	COMPANIA DE EQUIPO MEDICO HOSPITALARIO	Medical / Surgical; other	393,924.10
Guatemala	OXI-RENT, S.A.	Medical / Surgical; other	214,103.62
Guatemala	EQUIPOS MEDICOS Y COMPANIA LIMITADA	Medical / Surgical; other	159,642.40
Guatemala	DISTRIBUIDORA MEDICA DE CENTRO AMERICA	Medical / Surgical; other	99,843.60
Guatemala	INNOVACIONES MEDICAS	Medical / Surgical; other	97,925.45
Guatemala	OXI-RENT, S.A.	Medical / Surgical; other	97,780.98
Guatemala	T.A.G., S.A.	Medical / Surgical; other	97,730.58
Guatemala	REPRESENTACIONES MAGERSA	Medical / Surgical; other	87,762.91
Guatemala	MEDICORP	Medical / Surgical; other	87,385.71
Guatemala	LABTRONIC, S.A.	Medical / Surgical; other	82,385.73
Guatemala	SERVICIOS QUIRURGICOS, S.A.	Medical / Surgical; other	78,871.89
Guatemala	EQUIPOS MEDICOS Y COMPANIA LIMITADA	Medical / Surgical; other	76,220.07
Guatemala	ALMAR DIAGNOSTICA, S.A.	Medical / Surgical; other	61,428.57
Guatemala	PROMOCION MEDICA, S.A.	Medical / Surgical; other	55,271.81
Guatemala	MERCK, S.A.	Medical / Surgical; other	49,672.51
Guatemala	MERCK, S.A.	Medical / Surgical; other	46,857.24
Guatemala	COVESA	Medical / Surgical; other	46,513.71
Guatemala	BIO-NUCLEAR DE GUATEMALA, S.A.	Medical / Surgical; other	45,605.39
Guatemala	DENTECO, S.A.	Medical / Surgical; other	45,468.00
Guatemala	IMPELSA	Medical / Surgical; other	43,886.40
Guatemala	BIO-NUCLEAR DE GUATEMALA, S.A.	Medical / Surgical; other	43,225.88
Guatemala	CORTIACERO	Medical / Surgical; other	40,972.76
Guatemala	CONCRETOS, S.A.	Medical / Surgical; other	36,841.80
Guatemala	INNOVACIONES MEDICAS	Medical / Surgical; other	31,246.52
Guatemala	DENTECO, S.A.	Medical / Surgical; other	30,771.52
Guatemala	GRUPO RAF DE GUATEMALA, S.A.	Software; Computer	34,768.53
Haiti	AUTO PLAZA S.A	Automotive repair kits, all types	35,186.80
Haiti	HAYTIAN TRACTOR & EQUIPMENT CO	Backhoes, wheeled	49,932.00
Haiti	QUINCAILLERIE NOUVELLE S.A.	Bars, of iron or steel, for building	39,008.92
Haiti	BATI- PLUS MATERIAUX DE CONSTRUCTION	Building materials testing equipment	105,635.59
Haiti	Cimenterie Nationale S E M	Cements	100,776.00
Haiti	Mosaïques Gardere S A	Cements	57,212.00
Haiti	Mosaïques Gardere S A	Cements	40,260.00
Haiti	KHAMACO S.A	Cements	31,780.00
Haiti	Altesse & Fils S A	Concrete blocks	62,600.00
Haiti	Altesse & Fils S A	Concrete blocks	62,208.59
Haiti	PAVAGE	Concrete hollow blocks	49,941.98
Haiti	Espoir en Dieu	Doors and their frames and thresholds, of wood	45,814.60
Haiti	AUTOMECA	Excavators, tracked	30,032.20
Haiti	Transport a la minute	Forklift, extra heavy	32,349.72
Haiti	EXPRESS GAZ S.A	Fuel oils	54,279.12
Haiti	EXPRESS GAZ S.A	Fuel oils	43,048.39
Haiti	DISTRIBUTEURS NATIONAUX S.A.	Fuel oils	40,046.78
Haiti	PHD S.A	Fuel oils	35,211.09
Haiti	OFFICE STAR	Furniture, other	39,984.40
Haiti	UNIVERSAL SUPPLY	Generators	48,762.00
Haiti	ENERSA	Lighting systems, solar	34,500.00
Haiti	PERFECTA.S.A	Motorcycles	137,385.00
Haiti	UNIVERSAL SUPPLY	OFFICE SUPPLIES	30,000.00
Haiti	MSC PLUS	Plywood	126,917.50
Haiti	FGL Distribution	PVC pipes and fittings	159,338.86
Haiti	MSC PLUS	PVC pipes and fittings	114,680.00
Haiti	MSC Trading S.A.	PVC pipes and fittings	32,880.86
Haiti	ENTREPRISES MAXIME CASTERA	Roofing sheets, corrugated, of galvanised iron	49,270.00
Haiti	MICA S.A	Roofing sheets, corrugated, of galvanised iron	46,723.00
Haiti	VFM	Sands	45,062.50
Haiti	EXPRESS GAZ S.A	Truck, fuel	34,454.00
Haiti	EXPRESS GAZ S.A	Truck, fuel	31,119.97
Haiti	SOCOPROSA	Vehicles, 4WD, hard top	33,000.00
India	Span Diagnostics Ltd	Allergy and diagnostic kits	83,424.15
India	Macleods Pharmaceuticals Ltd.	Anti Tuberculosis drugs 1 st line	1,164,101.94
India	CIPLA LTD	Antimalarial drugs	842,605.54
India	Hetero Drugs Limited	Anti-retroviral drugs (ARV)	424,101.69
India	Ranbaxy Laboratories Limited	Anti-retroviral drugs (ARV)	187,223.76
India	CIPLA LTD	Anti-retroviral drugs (ARV)	139,631.32
India	EMCURE PHARMACEUTICALS LTD.	Anti-retroviral drugs (ARV)	102,115.56
India	CIPLA LTD	Chloroquine phosphate tablets 150 mg base (1000 x)	31,360.00
India	CUPID LIMITED	Condoms	167,569.90
India	Bharat Parenterals Ltd	Drugs for Opportunistic Infections (OI)	152,105.25
India	Bharat Parenterals Ltd	Drugs for Opportunistic Infections (OI)	61,331.35
India	CHANDRIKA ENTERPRISES	Drugs for Opportunistic Infections (OI)	44,459.37
India	SYSTEM PLUS	Instruments, medical and surgical, other	37,333.33
India	SALTER INDIA LIMITED	Instruments, medical and surgical, other	34,220.53
India	SALTER INDIA LIMITED	Instruments, medical and surgical, other	33,654.64
India	HLL Lifecare Ltd	Kits, medical	3,979,281.36
India	Phoenix Medical Systems Pvt Ltd	LABORATORY EQUIPMENT	1,242,849.23
India	Philips Electronics India Limited	LABORATORY EQUIPMENT	904,308.56
India	MEDI WAVES INC.	LABORATORY EQUIPMENT	687,856.54
India	VARIETY VYAPAAR PVT LTD	LABORATORY EQUIPMENT	361,188.52
India	Anaecon India Healthcare Pvt. Ltd.	LABORATORY EQUIPMENT	338,135.08
India	Maquet Medical India Pvt. Ltd.	LABORATORY EQUIPMENT	320,155.98
India	Schiller Healthcare India Pvt. Ltd.	LABORATORY EQUIPMENT	214,448.65
India	Phoenix Medical Systems Pvt Ltd	LABORATORY EQUIPMENT	199,540.66
India	Philips Electronics India Limited	LABORATORY EQUIPMENT	194,342.31
India	HARDIK MEDI TECH.	LABORATORY EQUIPMENT	173,349.57
India	Wipro GE Healthcare Pvt. Ltd.,	LABORATORY EQUIPMENT	148,235.29
India	Schiller Healthcare India Pvt. Ltd.	LABORATORY EQUIPMENT	119,640.62
India	South India Surgical Co. Ltd.	LABORATORY EQUIPMENT	39,133.55
India	Inter Module Systems	Office furniture, wooden	43,705.46
India	CAREWELL MEDICAL SYSTEMS	Refrigerators, refrigerators/freezers combined for vaccines	46,961.94
India	HANS COMPUTER SOLUTIONS AND MAINTAINENCE	Software; Computer	201,000.00
India	Biomedicare Laboratories Pvt. Ltd.	Syringes, disposable, w/needle, not auto-destructing	43,778.33
Israel	Ofer Motor Company LTD	Helmets, motorcycle	32,102.50
Israel	Ofer Motor Company LTD	Scooters	69,620.00
Israel	ODIS FILTERING LTD	Water purification, mobile systems	59,860.00
Italy	VENEFIR S.N.C	ANAESTHETICS; ANALGESICS, ANTIALLERGICS, ANTIDOTES, ANTIEPIL	67,724.49
Italy	VENEFIR S.N.C	FURNITURE	339,613.27
Italy	VENEFIR S.N.C	FURNITURE	59,702.00
Italy	VENEFIR S.N.C	FURNITURE	51,826.04
Italy	VENEFIR S.N.C	FURNITURE	44,229.70
Italy	CISA S.p.A.	Medical / Surgical; other	263,010.93
Italy	CISA S.p.A.	Medical / Surgical; other	31,934.04
Italy	World Food Programme Rome, Italy	Security control system LP	64,876.00

Major Orders for Goods Placed by Agency During 2011 (Orders of \$30,000 or more)

AGENCY			PO Value
Location of Supplier	Name of Supplier	Description of Goods	USD
UNOPS Continued			
Italy	COM.INT SPA	Truck, cargo, medium	58,293.33
Italy	EUROMEC SRL	Water testing kits, equipment and supplies	43,964.39
Japan	NISSAN TRADING Co.,LTD.	Ambulances, 4WD	202,090.11
Japan	TOYOTA MOTOR CORPORATION (JAPAN)	Minibuses, 2WD, diesel driven	50,623.78
Japan	NISSAN TRADING Co.,LTD.	Minibuses, 2WD, diesel driven	45,230.55
Japan	TOYOTA MOTOR CORPORATION (JAPAN)	Motor Vehicles and Parts	10,012,133.35
Japan	TOYOTA MOTOR CORPORATION (JAPAN)	Motor Vehicles and Parts	1,500,882.78
Japan	TOYOTA MOTOR CORPORATION (JAPAN)	Motor Vehicles and Parts	794,410.51
Japan	TOYOTA MOTOR CORPORATION (JAPAN)	Motor Vehicles and Parts	636,826.38
Japan	TOYOTA MOTOR CORPORATION (JAPAN)	Motor Vehicles and Parts	454,101.91
Japan	TOYOTA MOTOR CORPORATION (JAPAN)	Motor Vehicles and Parts	413,760.47
Japan	TOYOTA MOTOR CORPORATION (JAPAN)	Motor Vehicles and Parts	372,649.71
Japan	TOYOTA MOTOR CORPORATION (JAPAN)	Motor Vehicles and Parts	317,537.18
Japan	TOYOTA MOTOR CORPORATION (JAPAN)	Motor Vehicles and Parts	313,593.71
Japan	TOYOTA MOTOR CORPORATION (JAPAN)	Motor Vehicles and Parts	312,262.32
Japan	TOYOTA MOTOR CORPORATION (JAPAN)	Motor Vehicles and Parts	309,424.48
Japan	TOYOTA MOTOR CORPORATION (JAPAN)	Motor Vehicles and Parts	303,081.48
Japan	TOYOTA MOTOR CORPORATION (JAPAN)	Motor Vehicles and Parts	295,441.95
Japan	TOYOTA MOTOR CORPORATION (JAPAN)	Motor Vehicles and Parts	291,718.24
Japan	TOYOTA MOTOR CORPORATION (JAPAN)	Motor Vehicles and Parts	237,493.81
Japan	NISSAN TRADING Co.,LTD.	Motor Vehicles and Parts	170,300.00
Japan	TOYOTA MOTOR CORPORATION (JAPAN)	Motor Vehicles and Parts	127,280.01
Japan	TOYOTA MOTOR CORPORATION (JAPAN)	Motor Vehicles and Parts	109,251.75
Japan	TOYOTA MOTOR CORPORATION (JAPAN)	Motor Vehicles and Parts	107,635.33
Japan	TOYOTA MOTOR CORPORATION (JAPAN)	Motor Vehicles and Parts	83,031.25
Japan	J. GERBER AND CO. (JAPAN) LTD	Motor Vehicles and Parts	80,183.16
Japan	TOYOTA MOTOR CORPORATION (JAPAN)	Motor Vehicles and Parts	79,109.11
Japan	NISSAN TRADING Co.,LTD.	Motor Vehicles and Parts	74,375.46
Japan	TOYOTA MOTOR CORPORATION (JAPAN)	Motor Vehicles and Parts	74,066.85
Japan	TOYOTA MOTOR CORPORATION (JAPAN)	Motor Vehicles and Parts	66,935.53
Japan	TOYOTA MOTOR CORPORATION (JAPAN)	Motor Vehicles and Parts	66,559.69
Japan	TOYOTA MOTOR CORPORATION (JAPAN)	Motor Vehicles and Parts	52,132.84
Japan	TOYOTA MOTOR CORPORATION (JAPAN)	Motor Vehicles and Parts	48,899.42
Japan	NISSAN TRADING Co.,LTD.	Motor Vehicles and Parts	43,948.30
Japan	TOYOTA MOTOR CORPORATION (JAPAN)	Motor Vehicles and Parts	43,592.45
Japan	TOYOTA MOTOR CORPORATION (JAPAN)	Motor Vehicles and Parts	40,042.36
Japan	TOYOTA MOTOR CORPORATION (JAPAN)	Motor Vehicles and Parts	39,037.02
Japan	TOYOTA MOTOR CORPORATION (JAPAN)	Motor Vehicles and Parts	38,409.20
Japan	TOYOTA MOTOR CORPORATION (JAPAN)	Motor Vehicles and Parts	38,330.48
Japan	TOYOTA MOTOR CORPORATION (JAPAN)	Motor Vehicles and Parts	38,128.91
Japan	TOYOTA MOTOR CORPORATION (JAPAN)	Motor Vehicles and Parts	37,955.73
Japan	NISSAN TRADING Co.,LTD.	Motor Vehicles and Parts	37,187.73
Japan	TOYOTA MOTOR CORPORATION (JAPAN)	Motor Vehicles and Parts	36,370.83
Japan	TOYOTA MOTOR CORPORATION (JAPAN)	Motor Vehicles and Parts	36,360.98
Japan	TOYOTA MOTOR CORPORATION (JAPAN)	Motor Vehicles and Parts	35,728.23
Japan	TOYOTA MOTOR CORPORATION (JAPAN)	Motor Vehicles and Parts	35,217.71
Japan	TOYOTA MOTOR CORPORATION (JAPAN)	Motor Vehicles and Parts	35,203.95
Japan	TOYOTA MOTOR CORPORATION (JAPAN)	Motor Vehicles and Parts	34,929.21
Japan	TOYOTA MOTOR CORPORATION (JAPAN)	Motor Vehicles and Parts	34,927.57
Japan	TOYOTA MOTOR CORPORATION (JAPAN)	Motor Vehicles and Parts	34,300.84
Japan	TOYOTA MOTOR CORPORATION (JAPAN)	Motor Vehicles and Parts	34,185.80
Japan	TOYOTA MOTOR CORPORATION (JAPAN)	Motor Vehicles and Parts	33,973.34
Japan	TOYOTA MOTOR CORPORATION (JAPAN)	Motor Vehicles and Parts	33,914.86
Japan	TOYOTA MOTOR CORPORATION (JAPAN)	Motor Vehicles and Parts	33,914.06
Japan	TOYOTA MOTOR CORPORATION (JAPAN)	Motor Vehicles and Parts	33,414.38
Japan	TOYOTA MOTOR CORPORATION (JAPAN)	Motor Vehicles and Parts	33,129.64
Japan	TOYOTA MOTOR CORPORATION (JAPAN)	Motor Vehicles and Parts	33,087.89
Japan	TOYOTA MOTOR CORPORATION (JAPAN)	Motor Vehicles and Parts	32,919.27
Japan	TOYOTA MOTOR CORPORATION (JAPAN)	Motor Vehicles and Parts	32,565.32
Japan	TOYOTA MOTOR CORPORATION (JAPAN)	Motor Vehicles and Parts	32,478.57
Japan	TOYOTA MOTOR CORPORATION (JAPAN)	Motor Vehicles and Parts	32,284.69
Japan	TOYOTA MOTOR CORPORATION (JAPAN)	Motor Vehicles and Parts	32,214.70
Japan	TOYOTA MOTOR CORPORATION (JAPAN)	Motor Vehicles and Parts	32,169.97
Japan	TOYOTA MOTOR CORPORATION (JAPAN)	Motor Vehicles and Parts	32,095.16
Japan	TOYOTA MOTOR CORPORATION (JAPAN)	Motor Vehicles and Parts	32,046.88
Japan	TOYOTA MOTOR CORPORATION (JAPAN)	Motor Vehicles and Parts	31,695.35
Japan	TOYOTA MOTOR CORPORATION (JAPAN)	Motor Vehicles and Parts	31,650.83
Japan	TOYOTA MOTOR CORPORATION (JAPAN)	Motor Vehicles and Parts	31,565.10
Japan	TOYOTA MOTOR CORPORATION (JAPAN)	Motor Vehicles and Parts	31,456.63
Japan	TOYOTA MOTOR CORPORATION (JAPAN)	Motor Vehicles and Parts	31,450.54
Japan	TOYOTA MOTOR CORPORATION (JAPAN)	Motor Vehicles and Parts	31,099.90
Japan	TOYOTA MOTOR CORPORATION (JAPAN)	Motor Vehicles and Parts	31,050.69
Japan	TOYOTA MOTOR CORPORATION (JAPAN)	Motor Vehicles and Parts	31,044.27
Japan	TOYOTA MOTOR CORPORATION (JAPAN)	Motor Vehicles and Parts	31,044.27
Japan	TOYOTA MOTOR CORPORATION (JAPAN)	Motor Vehicles and Parts	30,900.54
Japan	NISSAN TRADING Co.,LTD.	Motor Vehicles and Parts	30,893.48
Japan	TOYOTA MOTOR CORPORATION (JAPAN)	Motor Vehicles and Parts	30,637.30
Japan	TOYOTA MOTOR CORPORATION (JAPAN)	Motor Vehicles and Parts	30,588.09
Japan	TOYOTA MOTOR CORPORATION (JAPAN)	Motor Vehicles and Parts	30,568.56
Japan	TOYOTA MOTOR CORPORATION (JAPAN)	Motor Vehicles and Parts	30,510.98
Japan	NISSAN TRADING Co.,LTD.	Motor Vehicles and Parts	30,475.45
Japan	TOYOTA MOTOR CORPORATION (JAPAN)	Motor Vehicles and Parts	30,430.48
Japan	TOYOTA MOTOR CORPORATION (JAPAN)	Motor Vehicles and Parts	30,316.53
Japan	TOYOTA MOTOR CORPORATION (JAPAN)	Motor Vehicles and Parts	30,311.43
Japan	TOYOTA MOTOR CORPORATION (JAPAN)	Motor Vehicles and Parts	30,311.43
Japan	TOYOTA MOTOR CORPORATION (JAPAN)	Motor Vehicles and Parts	30,215.85
Japan	TOYOTA MOTOR CORPORATION (JAPAN)	Motor Vehicles and Parts	30,189.02
Japan	TOYOTA MOTOR CORPORATION (JAPAN)	Motor Vehicles and Parts	30,148.78
Japan	J. GERBER AND CO. (JAPAN) LTD	Motorcycles	1,997,329.35
Japan	J. GERBER AND CO. (JAPAN) LTD	Motorcycles	115,182.36
Japan	J. GERBER AND CO. (JAPAN) LTD	Motorcycles	109,754.19
Japan	J. GERBER AND CO. (JAPAN) LTD	Motorcycles	65,637.55
Japan	J. GERBER AND CO. (JAPAN) LTD	Motorcycles	48,572.68
Japan	J. GERBER AND CO. (JAPAN) LTD	Motorcycles	43,334.94
Japan	J. GERBER AND CO. (JAPAN) LTD	Motorcycles	34,010.94
Japan	J. GERBER AND CO. (JAPAN) LTD	Motorcycles	30,418.11
Japan	J. GERBER AND CO. (JAPAN) LTD	Motorcycles, exceeding 50 cc but not 250 cc	127,544.27
Japan	NISSAN TRADING Co.,LTD.	Passenger saloons, 2WD, petrol driven, exceeding 1,500 cc, b	32,718.98
Japan	NISSAN TRADING Co.,LTD.	Pick-ups, 4WD, diesel, double cab	422,752.65
Japan	NISSAN TRADING Co.,LTD.	Pick-ups, 4WD, diesel, double cab	373,737.70
Japan	NISSAN TRADING Co.,LTD.	Pick-ups, 4WD, diesel, double cab	96,788.05
Japan	NISSAN TRADING Co.,LTD.	Pick-ups, 4WD, g.v.w. up to 1.5 tons	79,474.39
Japan	NISSAN TRADING Co.,LTD.	Station wagons, 4WD, diesel driven, exceeding 1,500 cc, but	50,236.99
Japan	TOYOTA MOTOR CORPORATION (JAPAN)	Station wagons, 4WD, diesel driven, exceeding 2,500 cc	1,066,903.75
Japan	TOYOTA MOTOR CORPORATION (JAPAN)	Station wagons, 4WD, diesel driven, exceeding 2,500 cc	114,570.76
Japan	TOYOTA MOTOR CORPORATION (JAPAN)	Station wagons, 4WD, diesel driven, exceeding 2,500 cc	105,322.55
Japan	TOYOTA MOTOR CORPORATION (JAPAN)	Station wagons, 4WD, diesel driven, exceeding 2,500 cc	102,965.71
Japan	TOYOTA MOTOR CORPORATION (JAPAN)	Station wagons, 4WD, diesel driven, exceeding 2,500 cc	96,657.56
Japan	TOYOTA MOTOR CORPORATION (JAPAN)	Station wagons, 4WD, diesel driven, exceeding 2,500 cc	80,036.37
Japan	TOYOTA MOTOR CORPORATION (JAPAN)	Station wagons, 4WD, diesel driven, exceeding 2,500 cc	72,825.23
Japan	TOYOTA MOTOR CORPORATION (JAPAN)	Station wagons, 4WD, diesel driven, exceeding 2,500 cc	68,209.72
Japan	TOYOTA MOTOR CORPORATION (JAPAN)	Station wagons, 4WD, diesel driven, exceeding 2,500 cc	65,225.14
Japan	TOYOTA MOTOR CORPORATION (JAPAN)	Station wagons, 4WD, diesel driven, exceeding 2,500 cc	52,489.40
Japan	TOYOTA MOTOR CORPORATION (JAPAN)	Station wagons, 4WD, diesel driven, exceeding 2,500 cc	51,882.31
Japan	TOYOTA MOTOR CORPORATION (JAPAN)	Station wagons, 4WD, diesel driven, exceeding 2,500 cc	50,436.99
Japan	TOYOTA MOTOR CORPORATION (JAPAN)	Station wagons, 4WD, diesel driven, exceeding 2,500 cc	46,726.83
Japan	TOYOTA MOTOR CORPORATION (JAPAN)	Station wagons, 4WD, diesel driven, exceeding 2,500 cc	40,096.12
Japan	TOYOTA MOTOR CORPORATION (JAPAN)	Station wagons, 4WD, diesel driven, exceeding 2,500 cc	39,816.84
Japan	TOYOTA MOTOR CORPORATION (JAPAN)	Station wagons, 4WD, diesel driven, exceeding 2,500 cc	38,246.09
Japan	TOYOTA MOTOR CORPORATION (JAPAN)	Station wagons, 4WD, diesel driven, exceeding 2,500 cc	37,528.65

Major Orders for Goods Placed by Agency During 2011 (Orders of \$30,000 or more)

AGENCY			PO Value
Location of Supplier	Name of Supplier	Description of Goods	USD
UNOPS Continued			
Japan	TOYOTA MOTOR CORPORATION (JAPAN)	Station wagons, 4WD, diesel driven, exceeding 2,500 cc	36,130.39
Japan	TOYOTA MOTOR CORPORATION (JAPAN)	Station wagons, 4WD, diesel driven, exceeding 2,500 cc	36,074.31
Japan	TOYOTA MOTOR CORPORATION (JAPAN)	Station wagons, 4WD, diesel driven, exceeding 2,500 cc	35,051.37
Japan	NISSAN TRADING Co.,LTD.	Station wagons, 4WD, diesel driven, exceeding 2,500 cc	32,007.88
Japan	NISSAN TRADING Co.,LTD.	Station wagons, 4WD, diesel driven, exceeding 2,500 cc	30,925.28
Japan	TOYOTA MOTOR CORPORATION (JAPAN)	Station wagons, 4WD, diesel driven, exceeding 2,500 cc	30,300.71
Japan	TOYOTA MOTOR CORPORATION (JAPAN)	Station wagons, 4WD, petrol driven, exceeding 1,500 cc	32,666.18
Japan	TOYOTA MOTOR CORPORATION (JAPAN)	Station wagons, 4WD, petrol driven, exceeding 3,000 cc	173,510.42
Japan	NISSAN TRADING Co.,LTD.	Station wagons, 4WD, petrol driven, exceeding 3,000 cc	97,541.94
Japan	NISSAN TRADING Co.,LTD.	Station wagons, 4WD, petrol driven, exceeding 3,000 cc	65,027.97
Japan	TOYOTA MOTOR CORPORATION (JAPAN)	Station wagons, 4WD, petrol driven, exceeding 3,000 cc	39,002.83
Japan	TOYOTA MOTOR CORPORATION (JAPAN)	Station wagons, 4WD, petrol driven, exceeding 3,000 cc	38,750.00
Japan	TOYOTA MOTOR CORPORATION (JAPAN)	Vehicles	846,826.48
Japan	TOYOTA MOTOR CORPORATION (JAPAN)	Vehicles	348,123.29
Japan	TOYOTA MOTOR CORPORATION (JAPAN)	Vehicles	296,242.50
Japan	NISSAN TRADING Co.,LTD.	Vehicles	183,456.74
Japan	TOYOTA MOTOR CORPORATION (JAPAN)	Vehicles	180,897.60
Japan	TOYOTA MOTOR CORPORATION (JAPAN)	Vehicles	130,821.38
Japan	TOYOTA MOTOR CORPORATION (JAPAN)	Vehicles	127,884.12
Japan	TOYOTA MOTOR CORPORATION (JAPAN)	Vehicles	123,434.66
Japan	TOYOTA MOTOR CORPORATION (JAPAN)	Vehicles	122,393.23
Japan	NISSAN TRADING Co.,LTD.	Vehicles	117,174.02
Japan	TOYOTA MOTOR CORPORATION (JAPAN)	Vehicles	107,582.85
Japan	NISSAN TRADING Co.,LTD.	Vehicles	105,192.65
Japan	TOYOTA MOTOR CORPORATION (JAPAN)	Vehicles	102,738.70
Japan	TOYOTA MOTOR CORPORATION (JAPAN)	Vehicles	98,291.67
Japan	TOYOTA MOTOR CORPORATION (JAPAN)	Vehicles	92,818.00
Japan	NISSAN TRADING Co.,LTD.	Vehicles	89,609.40
Japan	TOYOTA MOTOR CORPORATION (JAPAN)	Vehicles	76,243.18
Japan	TOYOTA MOTOR CORPORATION (JAPAN)	Vehicles	72,924.17
Japan	TOYOTA MOTOR CORPORATION (JAPAN)	Vehicles	72,836.40
Japan	TOYOTA MOTOR CORPORATION (JAPAN)	Vehicles	72,836.40
Japan	TOYOTA MOTOR CORPORATION (JAPAN)	Vehicles	72,311.09
Japan	TOYOTA MOTOR CORPORATION (JAPAN)	Vehicles	64,924.26
Japan	TOYOTA MOTOR CORPORATION (JAPAN)	Vehicles	63,868.29
Japan	TOYOTA MOTOR CORPORATION (JAPAN)	Vehicles	62,403.51
Japan	TOYOTA MOTOR CORPORATION (JAPAN)	Vehicles	60,036.91
Japan	NISSAN TRADING Co.,LTD.	Vehicles	58,048.78
Japan	NISSAN TRADING Co.,LTD.	Vehicles	57,708.02
Japan	TOYOTA MOTOR CORPORATION (JAPAN)	Vehicles	53,495.07
Japan	TOYOTA MOTOR CORPORATION (JAPAN)	Vehicles	52,563.37
Japan	TOYOTA MOTOR CORPORATION (JAPAN)	Vehicles	52,034.66
Japan	TOYOTA MOTOR CORPORATION (JAPAN)	Vehicles	51,469.44
Japan	TOYOTA MOTOR CORPORATION (JAPAN)	Vehicles	50,834.40
Japan	TOYOTA MOTOR CORPORATION (JAPAN)	Vehicles	50,409.71
Japan	TOYOTA MOTOR CORPORATION (JAPAN)	Vehicles	47,783.41
Japan	TOYOTA MOTOR CORPORATION (JAPAN)	Vehicles	47,638.18
Japan	TOYOTA MOTOR CORPORATION (JAPAN)	Vehicles	47,529.35
Japan	TOYOTA MOTOR CORPORATION (JAPAN)	Vehicles	47,140.24
Japan	TOYOTA MOTOR CORPORATION (JAPAN)	Vehicles	45,741.46
Japan	TOYOTA MOTOR CORPORATION (JAPAN)	Vehicles	45,472.92
Japan	TOYOTA MOTOR CORPORATION (JAPAN)	Vehicles	45,413.41
Japan	TOYOTA MOTOR CORPORATION (JAPAN)	Vehicles	45,398.32
Japan	TOYOTA MOTOR CORPORATION (JAPAN)	Vehicles	45,265.37
Japan	TOYOTA MOTOR CORPORATION (JAPAN)	Vehicles	45,262.55
Japan	TOYOTA MOTOR CORPORATION (JAPAN)	Vehicles	45,260.73
Japan	TOYOTA MOTOR CORPORATION (JAPAN)	Vehicles	45,260.73
Japan	TOYOTA MOTOR CORPORATION (JAPAN)	Vehicles	45,232.53
Japan	TOYOTA MOTOR CORPORATION (JAPAN)	Vehicles	44,659.61
Japan	TOYOTA MOTOR CORPORATION (JAPAN)	Vehicles	42,639.65
Japan	NISSAN TRADING Co.,LTD.	Vehicles	40,384.14
Japan	TOYOTA MOTOR CORPORATION (JAPAN)	Vehicles	39,855.27
Japan	TOYOTA MOTOR CORPORATION (JAPAN)	Vehicles	39,105.47
Japan	TOYOTA MOTOR CORPORATION (JAPAN)	Vehicles	38,697.58
Japan	TOYOTA MOTOR CORPORATION (JAPAN)	Vehicles	38,395.91
Japan	TOYOTA MOTOR CORPORATION (JAPAN)	Vehicles	37,376.67
Japan	TOYOTA MOTOR CORPORATION (JAPAN)	Vehicles	36,239.64
Japan	NISSAN TRADING Co.,LTD.	Vehicles	35,797.59
Japan	NISSAN TRADING Co.,LTD.	Vehicles	34,304.50
Japan	TOYOTA MOTOR CORPORATION (JAPAN)	Vehicles	33,696.34
Japan	TOYOTA MOTOR CORPORATION (JAPAN)	Vehicles	33,536.17
Japan	TOYOTA MOTOR CORPORATION (JAPAN)	Vehicles	33,449.40
Japan	TOYOTA MOTOR CORPORATION (JAPAN)	Vehicles	33,424.73
Japan	TOYOTA MOTOR CORPORATION (JAPAN)	Vehicles	33,199.56
Japan	TOYOTA MOTOR CORPORATION (JAPAN)	Vehicles	32,774.09
Japan	TOYOTA MOTOR CORPORATION (JAPAN)	Vehicles	32,587.35
Japan	TOYOTA MOTOR CORPORATION (JAPAN)	Vehicles	32,472.84
Japan	TOYOTA MOTOR CORPORATION (JAPAN)	Vehicles	32,382.62
Japan	TOYOTA MOTOR CORPORATION (JAPAN)	Vehicles	32,302.08
Japan	TOYOTA MOTOR CORPORATION (JAPAN)	Vehicles	32,227.85
Japan	TOYOTA MOTOR CORPORATION (JAPAN)	Vehicles	32,188.31
Japan	TOYOTA MOTOR CORPORATION (JAPAN)	Vehicles	32,081.81
Japan	TOYOTA MOTOR CORPORATION (JAPAN)	Vehicles	31,595.17
Japan	TOYOTA MOTOR CORPORATION (JAPAN)	Vehicles	31,427.06
Japan	TOYOTA MOTOR CORPORATION (JAPAN)	Vehicles	31,159.18
Japan	TOYOTA MOTOR CORPORATION (JAPAN)	Vehicles	30,952.99
Japan	TOYOTA MOTOR CORPORATION (JAPAN)	Vehicles	30,812.03
Japan	TOYOTA MOTOR CORPORATION (JAPAN)	Vehicles	30,779.32
Japan	TOYOTA MOTOR CORPORATION (JAPAN)	Vehicles	30,744.86
Japan	NISSAN TRADING Co.,LTD.	Vehicles	30,734.27
Japan	TOYOTA MOTOR CORPORATION (JAPAN)	Vehicles	30,379.76
Japan	TOYOTA MOTOR CORPORATION (JAPAN)	Vehicles	30,339.57
Japan	TOYOTA MOTOR CORPORATION (JAPAN)	Vehicles	30,099.66
Japan	TOYOTA MOTOR CORPORATION (JAPAN)	Vehicles, all terrain	35,042.23
Jordan	DAHAB Corporation	Bullet-proof vests	65,100.00
Jordan	Ibn Sina Center	Caravans	133,420.00
Jordan	Global construction solutions ltd	Chairs, office	45,273.20
Jordan	Global construction solutions ltd	Computers, laptop/notebook	92,517.50
Jordan	Al Munshed Trade Company	Furniture, office, melamine	45,689.00
Jordan	Al Munshed Trade Company	Furniture, office, melamine	38,107.00
Jordan	DAHAB Corporation	Mine detectors	32,040.00
Jordan	Al Munshed Trade Company	Radio towers	33,170.00
Jordan	Antemina International Trade Co.	Truck, tractor	264,600.00
Kenya	World Food Programme - Sudan	Antennae, radio communication	63,876.60
Kenya	SPECIALISED FIBREGLASS LTD.	Boats; Utility	85,750.00
Kenya	CMC MOTORS GROUP LTD	Bulldozers	39,611.11
Kenya	SUTRAC SOUTH COMPANY LIMITED	Construction machinery/equipment manufacture	836,120.00
Kenya	SUTRAC SOUTH COMPANY LIMITED	Diesel generators	235,340.00
Kenya	DAHABSHIIL MONEY TRANSFER AGENCY.	Fuel oils	49,941.00
Kenya	SUTRAC SOUTH COMPANY LIMITED	Generators, diesel	56,526.00
Kenya	GAS MART LIMITED	Kitchen equipment, iron or steel	36,374.00
Kenya	ROSEWOOD OFFICE SYSTEMS LIMITED	km_furniture (desk 1,5*0,8*0,8)	34,688.00
Kenya	Kasand Ltd	Laptop/notebook computer accessories	30,000.00
Kenya	DAHABSHIIL MONEY TRANSFER AGENCY.	Motor Vehicles and Parts	36,630.00
Kenya	PASICO EASTERN AFRICA LTD	Pumps, spares and accessories	41,492.03
Kenya	GAS MART LIMITED	Stoves	180,320.00
Kenya	UNITY RESOURCES GROUP LIMITED	Vehicles	140,500.00
Kenya	UNITY RESOURCES GROUP LIMITED	Vehicles	124,500.00
Korea, Republic of	Amerikor Sales and Hanwha Corporation	Motor Vehicles and Parts	50,110.00
Korea, Republic of	Amerikor Sales and Hanwha Corporation	Vehicles	203,665.00

Major Orders for Goods Placed by Agency During 2011 (Orders of \$30,000 or more)

AGENCY			PO Value
Location of Supplier	Name of Supplier	Description of Goods	USD
UNOPS Continued			
Kosovo	NGQ Meta Company	Boxes, cases, crates and similar articles, of plastics	46,049.05
Kosovo	COMTRADE COMPUTERS	COMPUTERS	141,861.03
Kosovo	Bis Oil Team	Fuel oils	45,511.12
Kosovo	NDT Europrinty	OFFICE SUPPLIES	71,842.10
Kosovo	CACTUS SH.A.	Projectors	80,954.85
Kosovo	N.T.SH. SHKODRA	Vehicles, all terrain	71,175.82
Kuwait	Al Ragheeb United General Trading & Cont	Motor Vehicles and Parts	84,960.42
Kyrgyzstan	Greenbridge LLC	Solar energy systems	199,160.00
Lebanon	INTERTECH BATINORM SAL	Rangefinders	33,199.00
Lebanon	INTERTECH BATINORM SAL	Rangefinders	30,682.67
Lebanon	INTERTECH BATINORM SAL	Scanners	341,370.60
Lebanon	Khatib & Alami Offshore	Urban information systems	1,400,974.00
Lebanon	Khatib & Alami Offshore	Urban information systems	168,290.11
Lebanon	Khatib & Alami Offshore	Urban information systems	80,639.00
Liberia	Elias Antoune Motors	Earth moving equipment	629,756.95
Liberia	Aaronlyn Inc	FURNITURE	36,075.00
Liberia	UNITED NATIONS MISSION IN LIBERIA	Gas oils (diesel oil)	34,300.37
Liberia	AFRICA MOTORS	Motor vehicles, goods transport	43,635.00
Liberia	PRESTIGE MOTOR	Vehicles, all terrain	66,628.00
Malaysia	LODGE FURNITURE INDUSTRIES SDN BHD	Furniture, school	1,155,210.00
Mauritius	LOTTERING AUC	Vehicles	566,559.00
Myanmar	Accel International Co.Ltd	Color Printers	45,033.96
Myanmar	POPULATION SERVICES INTERNATIONAL	Deltamethrin	153,300.00
Myanmar	Europ Continents Myanmar	LABORATORY EQUIPMENT	204,497.56
Myanmar	BASIN INTERNATIONAL LTD.	Pharmaceuticals & Vaccines	41,326.84
Myanmar	Shwe Ou Daung Co., Ltd	Plastic Products	66,212.56
Netherlands	DRC PROJECTS B.V.	Medical / Surgical; other	220,177.37
Netherlands	Svizera Europe BV	Microscopes	163,721.37
Netherlands	IDA Foundation	Pharmaceuticals & Vaccines	504,712.80
Netherlands	IDA Foundation	Pharmaceuticals & Vaccines	293,862.60
New Zealand	BIOMED LTD	Narcotic drugs	182,976.00
Nicaragua	CEMEX NICARAGUA	Building materials testing equipment	46,504.34
Nicaragua	PBS De Nicaragua S.A.	Cloud height, visibility meters	45,715.56
Nicaragua	PRODUCTIVE BUSINESS SOLUTIONS	Cloud height, visibility meters	45,715.56
Nicaragua	Alianza Tecnologica (ALTEC)	Computers, laptop/notebook	72,421.58
Nicaragua	MAQUINARIA Y EQUIPOS S.A.	General purpose machinery, parts and accessories thereof	174,000.00
Nicaragua	Abner Alfonso Pineda Ubeda	Mobile cellular communications	55,224.00
Nicaragua	Grupo Amano Internacional	Office & Accounting Machinery	124,372.38
Nicaragua	Servicio Automotriz Mantica S.A.	Road transportation equipment/plant maintenance	112,000.00
Norway	W. GIERTSEN HALLSYSTEM A/S	Tent halls	56,000.00
Norway	W. GIERTSEN HALLSYSTEM A/S	Tent halls	46,000.00
Occupied Palestinian territory	ORASTEL OFFICE FURNITURE	Bedspreads, woven, cotton fabric	30,338.41
Occupied Palestinian territory	Lamasat General Trading Company	Bins, waste	44,775.00
Occupied Palestinian territory	ORASTEL OFFICE FURNITURE	Chairs, office	69,873.92
Occupied Palestinian territory	MODERN ARABIAN BUSINESS CORP.	COMPUTERS	56,032.00
Occupied Palestinian territory	Excellent Systems	COMPUTERS	47,235.00
Occupied Palestinian territory	BCI for Communication & Advanced Technol	COMPUTERS	39,805.00
Occupied Palestinian territory	Computer Media Center Ltd	Computers, laptop/notebook	36,602.00
Occupied Palestinian territory	Sabti Trading & Industrial Co.	Dryers	39,084.50
Occupied Palestinian territory	Hilal Construction Company	Electrical insulation materials	59,941.35
Occupied Palestinian territory	Almalki Sports	Fitness equipment	74,056.91
Occupied Palestinian territory	Dream Land Co.	Fitness equipment	45,826.30
Occupied Palestinian territory	MAAYEH MFG COMPANY	FURNITURE	99,461.86
Occupied Palestinian territory	Tamimi Medical Co. LTD	Instruments, medical and surgical, other	45,084.50
Occupied Palestinian territory	Lamasat General Trading Company	Kitchen sets	49,065.00
Occupied Palestinian territory	UNITED MOTOR TRADE CO. LTD	Motor vehicles for travelling on snow, golf cars and similar	76,200.00
Occupied Palestinian territory	UNITED MOTOR TRADE CO. LTD	Motor vehicles for travelling on snow, golf cars and similar	49,800.00
Occupied Palestinian territory	UNITED MOTOR TRADE CO. LTD	Motor vehicles for travelling on snow, golf cars and similar	47,370.00
Occupied Palestinian territory	MAAYEH MFG COMPANY	Office furniture, wooden	183,959.55
Occupied Palestinian territory	MAAYEH MFG COMPANY	Office machinery and equipment manufacture	105,940.68
Occupied Palestinian territory	Lamasat General Trading Company	Office machinery and equipment manufacture	91,800.00
Occupied Palestinian territory	PCNC 2000 Networking Co.	Printers, portable	57,653.00
Occupied Palestinian territory	Inter. Telecom. Elect. Corporation	Radio, Wireless Security Comm.	55,885.36
Occupied Palestinian territory	BCI for Communication & Advanced Technol	Radios, VHF	89,400.00
Occupied Palestinian territory	BCI for Communication & Advanced Technol	Scanners	76,887.00
Occupied Palestinian territory	BCI for Communication & Advanced Technol	Telephone systems	282,768.00
Occupied Palestinian territory	AI Jaffal Group Co	Telephone systems	61,386.00
Occupied Palestinian territory	Excellent Systems	Ultra violet lights, laboratory	85,800.00
Occupied Palestinian territory	Pal - Mark Group	Utensils, kitchen	48,934.44
Occupied Palestinian territory	Computer Media Center Ltd	Wiring systems	305,463.59
Occupied Palestinian territory	Computer Media Center Ltd	Wiring systems	104,774.37
Occupied Palestinian territory	Computer Media Center Ltd	Wiring systems	47,879.56
Pakistan	Al Shahbaz CNG Station Dadu	Diesel Oil	43,424.81
Pakistan	Shakir Traders	Mining Construction Machinery	32,197.68
Pakistan	Asia Global Network	Road maintenance machinery	129,000.00
Pakistan	Care Enterprises	Sands	30,795.35
Paraguay	TAPE RUVICHA S.A.	Motor Vehicles and Parts	551,799.35
Paraguay	TAPE RUVICHA S.A.	Motor Vehicles and Parts	117,647.06
Paraguay	Rieder & Cia S.A.C.I.	Motor Vehicles and Parts	78,850.00
Paraguay	Indufar C.I.S.A.	Pharmaceuticals & Vaccines	71,213.64
Paraguay	Ventas Paraguayas S.A.E.C.A.	Pharmaceuticals & Vaccines	44,162.49
Peru	GRUPO LEAFAR S.A.C.	AUDIO VISUAL EQUIPMENT, PARTS AND ACCESSORIES	1,601,423.49
Peru	IMPORTACIONES Y REPRESENTACION ELECTRONICAS SA	Audio visual instruments, inspection for water wells	65,019.82
Peru	NISSAN MAQUINARIAS S.A.	Automobiles, utility vehicles	335,008.85
Peru	POSITIVO SERVICIOS GRAFICOS S.A.C.	Boards, panels	45,874.81
Peru	VIDEO BROADCAST S.A.	Cameras, television and video, consumer type	216,069.13
Peru	ESLAY VENTAS S.A	Case, portable computer	31,065.68
Peru	COMMIT SAC	Computer systems, special purpose other	111,390.00
Peru	INDUSTRIAS ROLAND PRINT S.A.C.	Educational equipment (didactic)	39,452.62
Peru	CONSORCIO CREATIVIDAD TEXTIL INDUSTRIAL	Fabrics, cotton for clothing	3,745,933.27
Peru	METAX INDUSTRIA Y COMERCIO S.A.C.	Furniture, medical, surgical or veterinary	540,809.44
Peru	METAX INDUSTRIA Y COMERCIO S.A.C.	Furniture, medical, surgical or veterinary	138,837.76
Peru	MANUFACTURAS METALICAS HERJISA S.A.C.	Furniture, medical, surgical or veterinary	131,507.16
Peru	METAX INDUSTRIA Y COMERCIO S.A.C.	Furniture, medical, surgical or veterinary	70,243.04
Peru	MANUFACTURA TECNI STYLE EIRL	Furniture, medical, surgical or veterinary	40,927.40
Peru	MANUFACTURAS METALICAS HERJISA S.A.C.	Furniture, medical, surgical or veterinary	35,604.14
Peru	FABRICACIONES INDUSTRIALES METALIC S.A.C	Furniture, other, parts thereof	513,255.27
Peru	CONS. MANUF. TECNI STYLE EIRL- SERVITECS	Furniture, other, parts thereof	323,619.07
Peru	METAX INDUSTRIA Y COMERCIO S.A.C.	Furniture, other, parts thereof	283,679.15
Peru	JOEL METAL E.I.R.L.	Furniture, other, parts thereof	157,892.36
Peru	METAX INDUSTRIA Y COMERCIO S.A.C.	Furniture, other, parts thereof	132,947.54
Peru	METAX INDUSTRIA Y COMERCIO S.A.C.	Furniture, other, parts thereof	108,931.08
Peru	FABRICACIONES INDUSTRIALES METALIC S.A.C	Furniture, other, parts thereof	99,867.88
Peru	FABRICACIONES INDUSTRIALES METALIC S.A.C	Furniture, other, parts thereof	74,226.76
Peru	IBERO PERU S.A.C.	Furniture, other, parts thereof	46,859.20
Peru	JAVIER ANTONIO SANTISTEBAN SIESQUEN	Furniture, school	36,016.25
Peru	CYMED MEDICAL S.A.C.	Medical / Surgical; other	2,775,509.12
Peru	CONSORCIO GEIP/CYE MEDICA S.A.	Medical / Surgical; other	2,359,000.00
Peru	GRUPO TECNOLOGICO DEL PERU SA	Medical / Surgical; other	2,294,000.44
Peru	CYMED MEDICAL S.A.C.	Medical / Surgical; other	2,073,973.45
Peru	CONS.VARIAN MEDICAL SYST BRASIL LTDA.CYE	Medical / Surgical; other	1,500,667.50
Peru	CONSORCIO JP REHAB S.R.L. Y PHYMED S.R.L	Medical / Surgical; other	1,228,084.31
Peru	EL TUMI PERU S.R.L.	Medical / Surgical; other	1,108,200.00
Peru	GRUPO TECNOLOGICO DEL PERU SA	Medical / Surgical; other	1,067,634.50
Peru	GRUPO TECNOLOGICO DEL PERU SA	Medical / Surgical; other	1,067,634.50
Peru	TECNOLOGIA INDUSTRIAL Y NACIONAL S.A.	Medical / Surgical; other	817,780.99
Peru	ELECTROMEDICA PERUANA S.A.	Medical / Surgical; other	810,823.70
Peru	MEDELCO SRL	Medical / Surgical; other	773,100.14
Peru	INTRAMEDICA S.A.C.	Medical / Surgical; other	673,739.95
Peru	Siemens s.a.c.	Medical / Surgical; other	659,420.08

Major Orders for Goods Placed by Agency During 2011 (Orders of \$30,000 or more)

AGENCY			PO Value
Location of Supplier	Name of Supplier	Description of Goods	USD
UNOPS Continued			
Peru	MULTI MED PERU S.A.C.	Medical / Surgical; other	554,656.62
Peru	EL TUMI PERU S.R.L.	Medical / Surgical; other	552,375.82
Peru	ELECTROMEDICA PERUANA S.A.	Medical / Surgical; other	524,510.00
Peru	ROCA S.A.C.	Medical / Surgical; other	519,335.64
Peru	GRUPO TECNOLOGICO DEL PERU SA	Medical / Surgical; other	510,676.50
Peru	GRUPO TECNOLOGICO DEL PERU SA	Medical / Surgical; other	498,804.25
Peru	ROCA S.A.C.	Medical / Surgical; other	493,736.07
Peru	ELECTROMEDICA PERUANA S.A.	Medical / Surgical; other	471,400.07
Peru	Siemens s.a.c.	Medical / Surgical; other	469,338.93
Peru	INTRAMEDICA S.A.C.	Medical / Surgical; other	460,276.31
Peru	CYMED MEDICAL S.A.C.	Medical / Surgical; other	457,644.97
Peru	EL TUMI PERU S.R.L.	Medical / Surgical; other	443,243.70
Peru	EL TUMI PERU S.R.L.	Medical / Surgical; other	423,600.00
Peru	INTERNATIONAL DIAGNOSTIC IMAGING S.A.C.	Medical / Surgical; other	414,215.40
Peru	COMERC.E INDUST. DENTAL TARRILLO BARBA	Medical / Surgical; other	389,230.83
Peru	ALBUJAR MEDICA S.A.C.	Medical / Surgical; other	372,795.72
Peru	GRUPO TECNOLOGICO DEL PERU SA	Medical / Surgical; other	368,357.10
Peru	INTERNATIONAL DIAGNOSTIC IMAGING S.A.C.	Medical / Surgical; other	341,232.50
Peru	EL TUMI PERU S.R.L.	Medical / Surgical; other	315,118.54
Peru	ELECTROMEDICA PERUANA S.A.	Medical / Surgical; other	306,826.03
Peru	TECNOLOGIA INDUSTRIAL Y NACIONAL S.A.	Medical / Surgical; other	300,118.00
Peru	SILMED S.A.C.	Medical / Surgical; other	299,849.82
Peru	ELECTROMEDICA PERUANA S.A.	Medical / Surgical; other	281,992.01
Peru	EL TUMI PERU S.R.L.	Medical / Surgical; other	274,650.01
Peru	DRAGER MEDICAL AG & CO. KG SUC DEL PERU	Medical / Surgical; other	269,016.71
Peru	ELECTROMEDICA PERUANA S.A.	Medical / Surgical; other	256,047.68
Peru	ATILIO PALMIERI S.R.L.	Medical / Surgical; other	245,091.92
Peru	CYMED MEDICAL S.A.C.	Medical / Surgical; other	238,574.74
Peru	PREMIUM MEDICAL EIRL	Medical / Surgical; other	233,000.00
Peru	A.JAIME ROJAS REPRESENTACIONES GRLES SA	Medical / Surgical; other	215,875.29
Peru	ELECTROMEDICA PERUANA S.A.	Medical / Surgical; other	207,156.67
Peru	TECNOLOGIA INDUSTRIAL Y NACIONAL S.A.	Medical / Surgical; other	205,923.88
Peru	CONSORCIO CARIMEX PERU-MEDIMAR	Medical / Surgical; other	202,807.99
Peru	AHSECO PERU S.A.	Medical / Surgical; other	197,883.82
Peru	GRUPO TECNOLOGICO DEL PERU SA	Medical / Surgical; other	190,763.92
Peru	DENT IMPORT S.A.	Medical / Surgical; other	188,744.17
Peru	MEDIC IMPORT S.R.LTDA.	Medical / Surgical; other	178,029.29
Peru	GRUPO TECNOLOGICO DEL PERU SA	Medical / Surgical; other	160,869.18
Peru	CYMED MEDICAL S.A.C.	Medical / Surgical; other	155,926.02
Peru	CONSORCIO SURGICAL MEDICAL SRL-TEKNO	Medical / Surgical; other	151,701.80
Peru	VISION S.A.	Medical / Surgical; other	151,376.33
Peru	CYMED MEDICAL S.A.C.	Medical / Surgical; other	145,491.64
Peru	CONSORCIO SURGICAL MEDICAL SRL-TEKNO	Medical / Surgical; other	144,575.00
Peru	AHSECO PERU S.A.	Medical / Surgical; other	140,463.72
Peru	A. TARRILLO BARBA S.A.	Medical / Surgical; other	139,355.58
Peru	COMERC.E INDUST. DENTAL TARRILLO BARBA	Medical / Surgical; other	131,501.84
Peru	INTERNATIONAL DIAGNOSTIC IMAGING S.A.C.	Medical / Surgical; other	119,892.50
Peru	EL TUMI PERU S.R.L.	Medical / Surgical; other	117,987.01
Peru	GRUPO TECNOLOGICO DEL PERU SA	Medical / Surgical; other	112,501.98
Peru	CONSORCIO CYMED MEDICAL SAC-SOJITZ CORP.	Medical / Surgical; other	107,827.32
Peru	CONS.SPECTRUM ING.SAC - ESTERILIZA S.A.	Medical / Surgical; other	105,240.00
Peru	ELECTROMEDICA PERUANA S.A.	Medical / Surgical; other	104,573.92
Peru	BIOMEDICAL DISTRIBUTORS S.A.C.	Medical / Surgical; other	92,955.02
Peru	ELECTROMEDICA PERUANA S.A.	Medical / Surgical; other	91,676.91
Peru	AHSECO PERU S.A.	Medical / Surgical; other	90,072.90
Peru	MEDISPEC PERU S.A.C.	Medical / Surgical; other	89,712.86
Peru	AHSECO PERU S.A.	Medical / Surgical; other	83,286.26
Peru	IMPLANTES EXTERNOS PERUANOS S.A.C.	Medical / Surgical; other	82,646.57
Peru	AHSECO PERU S.A.	Medical / Surgical; other	81,095.16
Peru	CONSULTORA Y EQUIPADORA MEDICA S.A.	Medical / Surgical; other	81,025.28
Peru	AHSECO PERU SA	Medical / Surgical; other	80,529.07
Peru	TECNOMED S.A.	Medical / Surgical; other	76,636.02
Peru	A.JAIME ROJAS REPRESENTACIONES GRLES SA	Medical / Surgical; other	76,629.82
Peru	A.JAIME ROJAS REPRESENTACIONES GRLES SA	Medical / Surgical; other	76,144.50
Peru	CONS BIOMEDICAL DISTRIBUTORS SAC /ETMDS	Medical / Surgical; other	75,658.61
Peru	REPRESENTACIONES MEDICAS MARY S.R.Ltda.	Medical / Surgical; other	70,298.16
Peru	INTRAMEDICA S.A.C.	Medical / Surgical; other	70,277.06
Peru	ROCA S.A.C.	Medical / Surgical; other	69,479.30
Peru	ELECTROMEDICA PERUANA S.A.	Medical / Surgical; other	69,229.09
Peru	JP REHAB S.R.L.	Medical / Surgical; other	67,386.99
Peru	JP REHAB S.R.L.	Medical / Surgical; other	67,386.99
Peru	CONSORCIO CARL ZEISS MEDITEC-ROCA SAC	Medical / Surgical; other	67,205.20
Peru	ELECTRO MEDICAL EQUIPEMENT S.A.C	Medical / Surgical; other	62,928.11
Peru	FRESENIUS MEDICAL CARE DEL PERU S.A.	Medical / Surgical; other	62,384.87
Peru	SILMED S.A.C.	Medical / Surgical; other	61,500.05
Peru	EL TUMI PERU S.R.L.	Medical / Surgical; other	60,505.60
Peru	NIPRO MEDICAL CORPORATION SUCURSAL DEL P	Medical / Surgical; other	56,952.54
Peru	SURGICAL MEDICAL S.R.LTDA.	Medical / Surgical; other	56,810.00
Peru	GRUPO TECNOLOGICO DEL PERU SA	Medical / Surgical; other	54,500.00
Peru	A.JAIME ROJAS REPRESENTACIONES GRLES SA	Medical / Surgical; other	53,292.95
Peru	SURGICAL MEDICAL S.R.LTDA.	Medical / Surgical; other	52,061.31
Peru	BIOMEDICAL DISTRIBUTORS S.A.C.	Medical / Surgical; other	51,587.87
Peru	SURGICAL MEDICAL S.R.LTDA.	Medical / Surgical; other	50,218.00
Peru	ROCA S.A.C.	Medical / Surgical; other	48,600.00
Peru	TECNOMED S.A.	Medical / Surgical; other	47,652.19
Peru	ELECTROMEDICA PERUANA S.A.	Medical / Surgical; other	46,704.80
Peru	SURGICAL MEDICAL S.R.LTDA.	Medical / Surgical; other	43,379.46
Peru	BIOMEDICAL DISTRIBUTORS S.A.C.	Medical / Surgical; other	43,214.00
Peru	CONSORCIO GEIP/CYE MEDICA S.A.	Medical / Surgical; other	40,238.00
Peru	A.JAIME ROJAS REPRESENTACIONES GRLES SA	Medical / Surgical; other	40,180.70
Peru	A. TARRILLO BARBA S.A.	Medical / Surgical; other	39,742.64
Peru	AHSECO PERU S.A.	Medical / Surgical; other	39,699.32
Peru	A.JAIME ROJAS REPRESENTACIONES GRLES SA	Medical / Surgical; other	36,833.32
Peru	A.JAIME ROJAS REPRESENTACIONES GRLES SA	Medical / Surgical; other	35,736.74
Peru	OXIMEDIC SAC	Medical / Surgical; other	34,280.35
Peru	CONS.SPECTRUM ING.SAC - ESTERILIZA S.A.	Medical / Surgical; other	34,261.45
Peru	AHSECO PERU S.A.	Medical / Surgical; other	34,169.50
Peru	CONSORCIO GEIP/CYE MEDICA S.A.	Medical / Surgical; other	32,922.00
Peru	MANUFACTURA TECNI STYLE EIRL	Medical / Surgical; other	32,769.49

Major Orders for Goods Placed by Agency During 2011 (Orders of \$30,000 or more)

AGENCY			PO Value
Location of Supplier	Name of Supplier	Description of Goods	USD
UNOPS Continued			
Peru	A.JAIME ROJAS REPRESENTACIONES GRLES SA	Medical / Surgical; other	32,696.76
Peru	ELECTROMEDICA PERUANA S.A.	Medical / Surgical; other	32,011.00
Peru	NEGOCIAR S.A.C.	Medical / Surgical; other	30,606.80
Peru	KOSSODO S.A.C.	Medical / Surgical; other	30,320.81
Peru	FERREYROS S.A.A.	Motor vehicles, goods transport	30,000.00
Peru	SERV.GENER. DE TELECOMUNICACIONES EIRL	Multiplex equipment, telephone and data	64,096.34
Peru	MEGA DISPLAY E.I.R.L.	Panels and hangers	511,571.28
Peru	ONCH SERVICIOS Y SUMINISTROS INDUSTRIALE	Pipes, water, PVC (polymers of vinyl chloride), rubber joint	916,088.91
Peru	IMPORTACIONES Y REPRES EN ELECTRONICAS SA	Radio and television equipment manufacture	103,961.97
Peru	TELVICOM S.A.	RADIO AND TELEVISION RECEIVERS, RECORDING, REPRODUCING AND A	396,872.59
Peru	BANCO CONTINENTAL-AMERICA MOVIL PERU S.A	Telecommunication Equipment	72,975.04
Peru	TELEFONICA DEL PERU S.A.A.	Telephone equipment	67,235.00
Peru	VIDEO BROADCAST S.A.	Television broadcasting	184,588.80
Peru	IMECON S.A.	Transformer, power supply	74,096.75
Peru	CONS CONFEC RIVERA - IND ESTRELLA AZUL	Uniforms	121,367.05
Peru	DIVEIMPORT S.A.	Vehicles, all terrain, truck, specialised	146,024.24
Peru	DIVEIMPORT S.A.	Vehicles, all terrain, truck, specialised	141,174.38
Peru	FERREYROS S.A.A.	Vehicles, all terrain, truck, specialised	31,985.12
Peru	CONSORCIO NETKROM TECHN - AIR TELECOM	Video identifcat system	275,743.28
Peru	TELVICOM S.A.	Video studio equipment	61,764.25
Peru	INTEGRACIONES ELECTRICAS S.A.C.	Video studio equipment	31,000.00
Peru	CORPORACION EFAMEINSA E INGENIERIA S.A.	Washing machines, laundry-type, including machines which bot	55,808.82
Portugal	FUTURVIDA, LDA	Mobile clinics	77,104.80
Saudi Arabia	Azbar for Industry, transportation & Ser	Tractors, parts and accessories thereof	53,130.00
Serbia, Republic of	BOTEK	Network, switch	35,608.99
Sierra Leone	INFINITY TRADING	Electricity Equipment	52,500.00
Sierra Leone	PREMIER PROCUREMENTS&PETROLEUM PRODUCTS	Motor Vehicles and Parts	32,000.00
Sierra Leone	SUNRISE COMMERCIAL SERVICES	Software; Computer	30,255.62
Sierra Leone	VOICE AND DATA INTEGRATED SERVICES	Telecommunication Equipment	47,126.44
Singapore	CTT Computer	Computers, laptop/notebook	92,420.00
South Africa	IAFRICA TRANSCRIPTIONS(PTY) LTD	Audio Visual Equipment	49,074.06
South Africa	Hydraform International (Pty) Ltd	Brickmaking machine, manual	127,435.44
South Africa	CONTAINER WORLD (PTY) LTD	Containers, refrigerated	35,029.00
South Africa	Denel (PTY) Ltd	Earth moving equipment, parts and accessories thereof	38,541.66
South Africa	FOUR SEASONS CONSERVATORIES	Machines and mechanical appliances, other, for special purpo	47,559.06
South Africa	Denel (PTY) Ltd	Motor vehicle, military, armouring	72,380.00
South Africa	Toyota South Africa Motors (Pty) Ltd	Motor Vehicles and Parts	207,411.06
South Africa	Toyota South Africa Motors (Pty) Ltd	Motor Vehicles and Parts	123,066.06
South Africa	Toyota South Africa Motors (Pty) Ltd	Motor Vehicles and Parts	96,602.41
South Africa	Toyota South Africa Motors (Pty) Ltd	Motor Vehicles and Parts	74,444.01
South Africa	Toyota South Africa Motors (Pty) Ltd	Motor Vehicles and Parts	72,372.05
South Africa	Toyota South Africa Motors (Pty) Ltd	Motor Vehicles and Parts	50,965.84
South Africa	Toyota South Africa Motors (Pty) Ltd	Motor Vehicles and Parts	46,472.04
South Africa	Toyota South Africa Motors (Pty) Ltd	Motorcycles, exceeding 50 cc but not 250 cc	220,933.25
South Africa	Toyota South Africa Motors (Pty) Ltd	Vehicles	1,117,034.33
South Africa	Toyota South Africa Motors (Pty) Ltd	Vehicles	400,365.23
South Africa	Toyota South Africa Motors (Pty) Ltd	Vehicles	240,506.98
South Africa	Toyota South Africa Motors (Pty) Ltd	Vehicles	206,476.75
South Africa	Toyota South Africa Motors (Pty) Ltd	Vehicles	171,440.24
South Africa	Toyota South Africa Motors (Pty) Ltd	Vehicles	165,318.23
South Africa	Toyota South Africa Motors (Pty) Ltd	Vehicles	118,734.94
South Africa	Toyota South Africa Motors (Pty) Ltd	Vehicles	98,706.67
South Africa	Toyota South Africa Motors (Pty) Ltd	Vehicles	72,191.38
South Africa	Toyota South Africa Motors (Pty) Ltd	Vehicles	68,963.86
South Africa	Toyota South Africa Motors (Pty) Ltd	Vehicles	57,779.40
South Africa	Denel (PTY) Ltd	Vehicles, goods, g.v.w. exceeding 20 tons	1,009,077.89
South Sudan	Trade Hook LTD	Electricity distribution or control apparatus	216,415.17
South Sudan	Trade Hook LTD	Electricity distribution or control apparatus	134,160.00
South Sudan	Trade Hook LTD	Electricity distribution or control apparatus	134,160.00
Spain	TECNOVE S.L.	Buses, special purpose	99,592.59
Sri Lanka	Ind-Sri Industrial Corporation (Pvt) Ltd	Bars and rods of iron or steel, hot rolled	301,307.37
Sri Lanka	GTB Colombo Corporation (Pvt) Ltd	Bars and rods of iron or steel, hot rolled	273,064.22
Sri Lanka	Sierra Cables Ltd	Cables, electrical	42,760.68
Sri Lanka	Tokyo Super Cement Co.Lanka (Pvt) Ltd	Cements	79,427.46
Sri Lanka	Tokyo Super Cement Co.Lanka (Pvt) Ltd	Cements	42,838.35
Sri Lanka	Tokyo Super Cement Co.Lanka (Pvt) Ltd	Cements	37,994.02
Sri Lanka	Royal Ceramics Lanka Ltd.	Ceramic wall tiles	83,503.08
Sri Lanka	Tharaka Dilshan Denagama Vitharana	Concrete, sand, aggregates and stone products industry	39,076.78
Sri Lanka	Nugegoda Electricals (pvt) ltd	Electrical machinery manufacture	33,014.61
Sri Lanka	Newrow Electrical Engineering (Pvt) Ltd	ELECTRICITY DISTRIBUTION OR CONTROL APPARATUS AND EQUIPMENT	32,762.47
Sri Lanka	Gimhan Furnitures	Furniture, school	44,490.24
Sri Lanka	Hayleys Industrial Solutions Ltd.	Generators	35,556.10
Sri Lanka	Senok Trade Combine (Pvt)Ltd	Geotextiles	109,906.21
Sri Lanka	P C L Solutions (Pvt) Ltd	Incinerators	35,886.01
Sri Lanka	UNITED TRACTOR & EQUIPMENT LTD.	MACHINERY, SPECIAL PURPOSE, OTHER AND PARTS THEREOF	115,000.00
Sri Lanka	UNITED TRACTOR & EQUIPMENT LTD.	MACHINERY, SPECIAL PURPOSE, OTHER AND PARTS THEREOF	111,000.00
Sri Lanka	Biomed International (Pvt) Ltd	Medical / Surgical; other	33,618.85
Sri Lanka	Gateway Metals	Pipe fittings, water, galvanised steel	108,879.31
Sri Lanka	Reliance Trading Company	Pipes, water, galvanised steel	220,690.56
Sri Lanka	Lanka Aluminium Industries PLC	Plates, of aluminium	49,251.31
Sri Lanka	Sirikanthi Enterprises (PVT) Ltd.	Plywood	30,565.69
Sri Lanka	N.Vaitilingam & Co.,Ltd	Roofing sheets, corrugated aluminium	56,428.31
Sri Lanka	N.Vaitilingam & Co.,Ltd	Roofing sheets, corrugated aluminium	46,542.55
Sri Lanka	N.Vaitilingam & Co.,Ltd	Roofing sheets, corrugated aluminium	41,054.80
Sri Lanka	Kuru Construction	Sands	32,419.28
Sri Lanka	Rajagopal Sivashankar	Sands	31,050.23
Sri Lanka	Queen Marketing (Pvt) Ltd	Steel, mild, reinforcement, iron, round and indented	268,964.26
Sri Lanka	R.N Ulluwishewa	Stone quarrying, clay and sand pits	32,110.09
Sri Lanka	Tissa Saw Mill & Timber Stores	Timber, hard	53,881.93
Sri Lanka	Gamini Furnitures & Timber Stores	Timber, soft	49,240.87
Sri Lanka	Diesel & Motor Engineering CO Ltd.	Tractors	35,648.99
Sri Lanka	Diesel & Motor Engineering CO Ltd.	Tractors	34,372.14
Sri Lanka	Lanka Asok Leyland Ltd	Trucks	147,810.22
Sri Lanka	Lanka Asok Leyland Ltd	Trucks	98,720.29
Sri Lanka	Lanka Asok Leyland Ltd	Trucks	40,137.61
Sudan	SUDAN CONSULT	Culverts	103,680.00
Sudan	Golden Arrow co. LTD	Vehicles, 4WD, hard top	39,900.00
Sweden	SAAB DYNAMICS AB	Maps, geographical	70,000.00
Sweden	Volvo Car Corporation AB	Motor Vehicles and Parts	31,333.33
Sweden	Mala Geoscience AB	Radar sets, ground	76,680.00
Switzerland	Vestergaard Frandsen Group SA	Bed nets, impregnated	1,128,210.50
Switzerland	BASF Agro B.V., Arnhem (NL)	Bed nets, impregnated	404,060.00
Tajikistan	TOJIR-LIMITED LIABILITY COMPANY	Forklift trucks	38,600.00
Thailand	BAYER THAI COMPANY LIMITED	Deltamethrin	329,600.00
Thailand	BAYER THAI COMPANY LIMITED	Deltamethrin	78,531.25
Thailand	RMA AUTOMOTIVE CO LTD	Vehicles	255,322.00
Thailand	RMA AUTOMOTIVE CO LTD	Vehicles	73,743.00
Thailand	RMA AUTOMOTIVE CO LTD	Vehicles, all terrain	69,780.00
Turkey	Nam Grup Tekstil Urunleri Reklamcilik Sa	Bags, folding	49,768.80
Turkey	Erta Pazarlama Tekstil Insaat Taah San	Bullet-proof vests	46,280.00
Turkey	EDE Construction & Trade Company Inc	Desks, school	380,887.00
Turkey	EDE Construction & Trade Company Inc	Desks, school	204,574.00
Turkey	BERAY DIS TIC. MAK. SAN. LTD. STI.	Machinery and equipment for rubber and plastic processing	247,735.00
Turkey	BERAY DIS TIC. MAK. SAN. LTD. STI.	PC, advanced / graphics based	54,715.00
Uganda	SARRON Construction Ltd.	Building and construction teaching equipment	89,396.36
Uganda	Hi-Tech International Group Ltd	COMPUTERS	51,725.00
Uganda	Hi-Tech International Group Ltd	Desktop computers	48,304.00
Uganda	NITRO CHEMICALS UGANDA LTD	Detonators, electric	77,586.80
Uganda	National Implementation Unit, EIF UGA	Furniture	125,000.00
Uganda	Hi-Tech International Group Ltd	Generators	171,000.00

Major Orders for Goods Placed by Agency During 2011 (Orders of \$30,000 or more)

AGENCY			PO Value
Location of Supplier	Name of Supplier	Description of Goods	USD
UNOPS Continued			
Uganda	Hi-Tech International Group Ltd	Generators	118,400.00
Uganda	Hi-Tech International Group Ltd	Generators	88,800.00
Uganda	Taam Petroleum Ltd	Generators, diesel	43,696.55
Uganda	Hi-Tech International Group Ltd	Laser printers	42,350.00
Uganda	COMPUTER VISION LIMITED	Personal computers (PC), general purpose	32,386.00
Uganda	MASCOT LOGISTICS	Stoves	109,770.00
United Arab Emirates	ULTIMATE ARMOUR WORKS FZE	Armoured 4X4 motor vehicles	240,630.00
United Arab Emirates	ULTIMATE ARMOUR WORKS FZE	Armoured 4X4 motor vehicles	236,840.00
United Arab Emirates	ULTIMATE ARMOUR WORKS FZC	Armoured 4X4 motor vehicles	141,300.00
United Arab Emirates	ULTIMATE ARMOUR WORKS FZC	Armoured 4X4 motor vehicles	124,220.00
United Arab Emirates	ULTIMATE ARMOUR WORKS FZC	Armoured 4X4 motor vehicles	121,400.00
United Arab Emirates	ULTIMATE ARMOUR WORKS FZC	Armoured 4X4 motor vehicles	107,600.00
United Arab Emirates	O.K.I General Trading L.L.C	Automotive workshop equipment	70,986.00
United Arab Emirates	OKI General Trading LLC	Culverts	137,600.00
United Arab Emirates	RA International	Diesel generators	34,168.65
United Arab Emirates	RA International	Diesel generators	33,909.30
United Arab Emirates	GOLDEN RELIEF RESOURCES LLC	Earth moving equipment	288,550.00
United Arab Emirates	SUPREME FUELS TRADING FZE	Fuel oils	49,089.85
United Arab Emirates	SUPREME FUELS TRADING FZE	Generators, diesel	65,619.00
United Arab Emirates	HIVISION Technology LLC.	Laptop/notebook computer accessories	50,229.00
United Arab Emirates	HIVISION Technology LLC.	Laptop/notebook computer accessories	40,361.00
United Arab Emirates	ULTIMATE ARMOUR WORKS FZC	Motor Vehicles and Parts	342,750.00
United Arab Emirates	OKI General Trading LLC	Processing Units for EDP	52,840.00
United Arab Emirates	OKI General Trading LLC	Processing Units for EDP	33,749.00
United Arab Emirates	UN WORLD FOOD PROGRAM - DUBAI	Radios, VHF	48,623.92
United Arab Emirates	ULTIMATE ARMOUR WORKS FZE	Vehicles	130,995.00
United Arab Emirates	OKI General Trading LLC	Vehicles, 4WD, canvas top	150,904.00
United Kingdom	Winchester Procurement Ltd	BOATS, UTILITY	171,967.28
United Kingdom	AEGIS ENGINEERING LTD	Body armour, overvest	33,917.38
United Kingdom	Mabey Bridge Limited	Bridges and bridge sections	267,216.71
United Kingdom	Sheargold Limited	Desktop computers	48,700.00
United Kingdom	DANDO DRILLING INTERNATIONAL LTD.	Drilling machines	46,535.26
United Kingdom	MINE TECH INTERNATIONAL LTD	EDP Equipment/Machinery	49,169.25
United Kingdom	MINE TECH INTERNATIONAL LTD	EDP Equipment/Machinery	49,000.00
United Kingdom	BLAYTHORNE LTD	First aid kits without medicaments	37,763.60
United Kingdom	Sotex International Ltd	Mechanical components	93,539.30
United Kingdom	CONRICO INTERNATIONAL LIMITED	Motor Vehicles and Parts	73,960.00
United Kingdom	CONRICO INTERNATIONAL LIMITED	Motor Vehicles and Parts	38,938.00
United Kingdom	AES KJAER AUTOMATIVE EXPORT SUPPLIERS	Motor vehicles, passenger, other	144,864.00
United Kingdom	AES KJAER AUTOMATIVE EXPORT SUPPLIERS	Pick-ups, 4WD, g.v.w. up to 1.5 tons	59,800.00
United Kingdom	MOTOROLA INC.	Radio transmitter, broadcast	35,619.24
United Kingdom	Radiocoms Systems Limited	Radio/communication equipment, solar-powered	45,736.75
United Kingdom	UNIT EXPORT LIMITED	SECURITY AND SAFETY EQUIPMENT	75,768.33
United Kingdom	TIGRISNET LTD	Software; Computer	31,586.75
United Kingdom	MOTOROLA SOLUTIONS UK Ltd.	Telecommunication Equipment	6,447,393.17
United Kingdom	CONRICO INTERNATIONAL LIMITED	Vehicles	32,938.00
United Kingdom	CONRICO INTERNATIONAL LIMITED	Vehicles	30,630.00
United Kingdom	CONRICO INTERNATIONAL LIMITED	Vehicles, 4WD, hard top	30,856.00
United Kingdom	UNIT EXPORT LIMITED	Vehicles, all terrain	232,417.59
United Kingdom	Lantrade Global Supplies	Weighing machinery	32,875.90
United Kingdom (Gibraltar)	Toyota Gibraltar Stockholding Ltd.	Ambulances	3,244,102.41
United Kingdom (Gibraltar)	Toyota Gibraltar Stockholding Ltd.	Ambulances	59,626.67
United Kingdom (Gibraltar)	Toyota Gibraltar Stockholding Ltd.	Ambulances, 4WD	1,967,961.69
United Kingdom (Gibraltar)	Toyota Gibraltar Stockholding Ltd.	Ambulances, 4WD	59,626.67
United Kingdom (Gibraltar)	Toyota Gibraltar Stockholding Ltd.	Ambulances, 4WD	44,483.07
United Kingdom (Gibraltar)	Toyota Gibraltar Stockholding Ltd.	Buses	72,505.07
United Kingdom (Gibraltar)	Toyota Gibraltar Stockholding Ltd.	Motor Vehicles and Parts	581,835.00
United Kingdom (Gibraltar)	Toyota Gibraltar Stockholding Ltd.	Motor Vehicles and Parts	474,662.05
United Kingdom (Gibraltar)	Toyota Gibraltar Stockholding Ltd.	Motor Vehicles and Parts	373,856.60
United Kingdom (Gibraltar)	Toyota Gibraltar Stockholding Ltd.	Motor Vehicles and Parts	238,849.12
United Kingdom (Gibraltar)	Toyota Gibraltar Stockholding Ltd.	Motor Vehicles and Parts	216,938.85
United Kingdom (Gibraltar)	Toyota Gibraltar Stockholding Ltd.	Motor Vehicles and Parts	200,166.47
United Kingdom (Gibraltar)	Toyota Gibraltar Stockholding Ltd.	Motor Vehicles and Parts	187,565.11
United Kingdom (Gibraltar)	Toyota Gibraltar Stockholding Ltd.	Motor Vehicles and Parts	169,898.56
United Kingdom (Gibraltar)	Toyota Gibraltar Stockholding Ltd.	Motor Vehicles and Parts	156,937.49
United Kingdom (Gibraltar)	Toyota Gibraltar Stockholding Ltd.	Motor Vehicles and Parts	144,713.01
United Kingdom (Gibraltar)	Toyota Gibraltar Stockholding Ltd.	Motor Vehicles and Parts	129,643.37
United Kingdom (Gibraltar)	Toyota Gibraltar Stockholding Ltd.	Motor Vehicles and Parts	128,861.50
United Kingdom (Gibraltar)	Toyota Gibraltar Stockholding Ltd.	Motor Vehicles and Parts	112,295.47
United Kingdom (Gibraltar)	Toyota Gibraltar Stockholding Ltd.	Motor Vehicles and Parts	92,169.45
United Kingdom (Gibraltar)	Toyota Gibraltar Stockholding Ltd.	Motor Vehicles and Parts	80,569.37
United Kingdom (Gibraltar)	Toyota Gibraltar Stockholding Ltd.	Motor Vehicles and Parts	72,267.49
United Kingdom (Gibraltar)	Toyota Gibraltar Stockholding Ltd.	Motor Vehicles and Parts	65,796.58
United Kingdom (Gibraltar)	Toyota Gibraltar Stockholding Ltd.	Motor Vehicles and Parts	58,398.66
United Kingdom (Gibraltar)	Toyota Gibraltar Stockholding Ltd.	Motor Vehicles and Parts	54,404.35
United Kingdom (Gibraltar)	Toyota Gibraltar Stockholding Ltd.	Motor Vehicles and Parts	48,208.75
United Kingdom (Gibraltar)	Toyota Gibraltar Stockholding Ltd.	Motor Vehicles and Parts	42,057.12
United Kingdom (Gibraltar)	Toyota Gibraltar Stockholding Ltd.	Motor Vehicles and Parts	41,948.67
United Kingdom (Gibraltar)	Toyota Gibraltar Stockholding Ltd.	Motor Vehicles and Parts	41,948.67
United Kingdom (Gibraltar)	Toyota Gibraltar Stockholding Ltd.	Motor Vehicles and Parts	40,720.51
United Kingdom (Gibraltar)	Toyota Gibraltar Stockholding Ltd.	Motor Vehicles and Parts	39,280.81
United Kingdom (Gibraltar)	Toyota Gibraltar Stockholding Ltd.	Motor Vehicles and Parts	38,730.83
United Kingdom (Gibraltar)	Toyota Gibraltar Stockholding Ltd.	Motor Vehicles and Parts	38,521.16
United Kingdom (Gibraltar)	Toyota Gibraltar Stockholding Ltd.	Motor Vehicles and Parts	35,020.06
United Kingdom (Gibraltar)	Toyota Gibraltar Stockholding Ltd.	Motor Vehicles and Parts	34,876.30
United Kingdom (Gibraltar)	Toyota Gibraltar Stockholding Ltd.	Motor Vehicles and Parts	32,620.42
United Kingdom (Gibraltar)	Toyota Gibraltar Stockholding Ltd.	Motor vehicles, parts and accessories thereof, other	114,606.09
United Kingdom (Gibraltar)	Toyota Gibraltar Stockholding Ltd.	Motor vehicles, passenger, other	304,202.12
United Kingdom (Gibraltar)	Toyota Gibraltar Stockholding Ltd.	Pick-ups, 4WD, diesel, double cab	32,167.94
United Kingdom (Gibraltar)	Toyota Gibraltar Stockholding Ltd.	Pick-ups, 4WD, diesel, single cab	158,997.82
United Kingdom (Gibraltar)	Toyota Gibraltar Stockholding Ltd.	Pick-ups, 4WD, diesel, single cab	99,766.85
United Kingdom (Gibraltar)	Toyota Gibraltar Stockholding Ltd.	Station wagons, 4WD, diesel driven, exceeding 2,500 cc	178,643.84
United Kingdom (Gibraltar)	Toyota Gibraltar Stockholding Ltd.	Station wagons, 4WD, diesel driven, exceeding 2,500 cc	61,022.84
United Kingdom (Gibraltar)	Toyota Gibraltar Stockholding Ltd.	Vehicles	470,891.94
United Kingdom (Gibraltar)	Toyota Gibraltar Stockholding Ltd.	Vehicles	275,215.51
United Kingdom (Gibraltar)	Toyota Gibraltar Stockholding Ltd.	Vehicles	195,935.08
United Kingdom (Gibraltar)	Toyota Gibraltar Stockholding Ltd.	Vehicles	186,084.72
United Kingdom (Gibraltar)	Toyota Gibraltar Stockholding Ltd.	Vehicles	168,887.79
United Kingdom (Gibraltar)	Toyota Gibraltar Stockholding Ltd.	Vehicles	144,152.74
United Kingdom (Gibraltar)	Toyota Gibraltar Stockholding Ltd.	Vehicles	143,364.80
United Kingdom (Gibraltar)	Toyota Gibraltar Stockholding Ltd.	Vehicles	135,771.78
United Kingdom (Gibraltar)	Toyota Gibraltar Stockholding Ltd.	Vehicles	123,894.94
United Kingdom (Gibraltar)	Toyota Gibraltar Stockholding Ltd.	Vehicles	92,576.55
United Kingdom (Gibraltar)	Toyota Gibraltar Stockholding Ltd.	Vehicles	89,369.86
United Kingdom (Gibraltar)	Toyota Gibraltar Stockholding Ltd.	Vehicles	84,149.72
United Kingdom (Gibraltar)	Toyota Gibraltar Stockholding Ltd.	Vehicles	80,765.51
United Kingdom (Gibraltar)	Toyota Gibraltar Stockholding Ltd.	Vehicles	73,862.64
United Kingdom (Gibraltar)	Toyota Gibraltar Stockholding Ltd.	Vehicles	71,133.71
United Kingdom (Gibraltar)	Toyota Gibraltar Stockholding Ltd.	Vehicles	66,353.96
United Kingdom (Gibraltar)	Toyota Gibraltar Stockholding Ltd.	Vehicles	45,507.17
United Kingdom (Gibraltar)	Toyota Gibraltar Stockholding Ltd.	Vehicles	39,473.66
United Kingdom (Gibraltar)	Toyota Gibraltar Stockholding Ltd.	Vehicles	39,060.91
United Kingdom (Gibraltar)	Toyota Gibraltar Stockholding Ltd.	Vehicles	35,827.24
United Kingdom (Gibraltar)	Toyota Gibraltar Stockholding Ltd.	Vehicles	35,737.44
United Kingdom (Gibraltar)	Toyota Gibraltar Stockholding Ltd.	Vehicles, 4WD, hard top	65,132.53
United Kingdom (Gibraltar)	Toyota Gibraltar Stockholding Ltd.	Vehicles, 4WD, hard top	34,679.64
United Kingdom (Gibraltar)	Toyota Gibraltar Stockholding Ltd.	Vehicles, all terrain, truck, specialised	73,427.07
United Kingdom (Gibraltar)	Toyota Gibraltar Stockholding Ltd.	Vehicles, all terrain, truck, specialised	31,168.13
United States of America	Access Bio, Inc	Antimalarial drugs	415,552.80
United States of America	PLANSON INTERNATIONAL CORPORATION	COMPUTERS	690,248.00

Major Orders for Goods Placed by Agency During 2011 (Orders of \$30,000 or more)

AGENCY			PO Value
Location of Supplier	Name of Supplier	Description of Goods	USD
UNOPS Continued			
United States of America	ADVIZING IT Ltd	COMPUTERS	42,694.52
United States of America	ADVIZING IT Ltd	COMPUTERS	31,459.15
United States of America	COMPUTER VISION LTD.	Computers, laptop/notebook	61,225.00
United States of America	ADVIZING IT Ltd	Desktop computers	60,243.00
United States of America	GEOTECH INSTRUMENTS, LLC	Electrical Equipment	50,208.00
United States of America	CSS INTERNATIONAL HOLDINGS, INC.	Fences and gates, wooden	100,536.00
United States of America	CEDAR SUPPLY NORTH, INC.	General hardware manufacture	209,483.89
United States of America	CEDAR SUPPLY NORTH, INC.	General hardware manufacture	89,393.26
United States of America	Florida Purchasing Agency Inc	Hand tools, carpentry	35,002.10
United States of America	SPACELABS HEALTHCARE Inc	Medical / Surgical; other	528,247.00
United States of America	CEDAR SUPPLY NORTH, INC.	Nails	108,934.02
United States of America	CSS INTERNATIONAL HOLDINGS, INC.	Panels and hangers	146,000.00
United States of America	COLOSSUS, incorporated dba interAct	PBX equipment	119,902.50
United States of America	Derive Technologies LLC	PC, notebook	37,119.00
United States of America	ADVIZING IT Ltd	Personal computers (PC), general purpose	30,730.00
United States of America	ADVIZING IT Ltd	Personal computers (PC), general purpose	30,730.00
United States of America	Global Fleet Sales, Inc	Pick-ups, 4WD, diesel, double cab	489,600.00
United States of America	Global Fleet Sales, Inc	Pick-ups, 4WD, diesel, double cab	164,700.00
United States of America	Shaoyang Hengyuan Zijiang Hydroelectric	Power plants, Hydro	229,187.60
United States of America	MARATHON, INC.	Road rollers	50,500.00
United States of America	MARATHON, INC.	Road rollers	50,500.00
United States of America	SPATIAL SOLUTIONS INC	Satellite imagery	73,339.20
United States of America	Tumac Lumber Co.	Sheets of zinc	132,780.47
United States of America	Tumac Lumber Co.	Sheets of zinc	56,007.08
United States of America	TCS SUPPLY CO INC	Software (license)	38,610.00
United States of America	Intec Billing Inc.	Software; Computer	144,692.31
United States of America	ADVISING IT, INC.	Software; Computer	128,484.91
United States of America	MSLI Latam Inc.	Software; Computer	117,000.00
United States of America	EMERGING MARKETS COMMUNICATIONS, INC.	Software; Computer	90,684.00
United States of America	Microsoft Licensing G.P.	Software; Computer	36,000.00
United States of America	MSLI Latam Inc.	Software; Computer	36,000.00
United States of America	PLANSON INTERNATIONAL CORPORATION	Uninterruptable power supply, battery cabinet	93,270.00
United States of America	The Armored Group LLC	Vehicles	386,738.55
United States of America	CSS INTERNATIONAL HOLDINGS, INC.	Warehouses, prefabricated	96,399.10
United States of America	Tumac Lumber Co.	WOOD, TIMBER	720,983.08
United States of America	TITAN Lumber Corporation	WOOD, TIMBER	446,711.76
Uruguay	SEBITUR SA	Security and Safety Equipment	211,980.00
UNOV			
Austria	Bechtle GmbH	600GB FC disks	44,316.24
Austria	Sitexs-Databusiness IT Solutions GmbH	EMC VNX5300 system	197,379.36
Austria	Sitexs-Databusiness IT Solutions GmbH	EMC VNX5300 System	141,333.80
Austria	AGILENT TECHNOLOGIES GMBH Oesterreich	High Pressure Liquid Chromatography Agilent 1260	57,435.40
Austria	Emerson Network Power GmbH	UPS system	47,492.29
Austria	WIESENTHAL & CO	Vehicle	72,904.15
Cape Verde	Compla Cabo Verde, Tecnologias de Informacao SA	Telephone equipment	178,563.00
Denmark	DAN OFFICE	Computer hardware or software renta	35,809.86
Denmark	DAN OFFICE	HP equipment	70,587.00
Denmark	DAN OFFICE	HP equipment	68,310.00
Denmark	DAN OFFICE	HP equipment	53,783.00
Denmark	DAN OFFICE	HP equipment	38,450.00
Denmark	DAN OFFICE	HP equipment	30,801.30
Denmark	DAN OFFICE	HP equipment	30,656.00
Denmark	DAN OFFICE	HP hardware	126,753.00
Italy	L.Molteni & C. Dei Fratelli Alitti S.p.A.	Medical research	75,402.14
Switzerland	LIPOMED AG	Reference samples of drugs	56,640.00
United Kingdom	Smiths Detection-Watford Limited	Aldridge-ICHEM combined Database	244,057.05
United Kingdom	Tsamota Ltd.	Crime scene investigators kits	103,417.72
United Kingdom	Tsamota Ltd.	Crime scene investigators kits	96,150.95
United Kingdom	Smiths Detection-Watford Limited	Safety equipment, laboratory	57,215.07
United Kingdom	Smiths Detection-Watford Limited	Safety equipment, laboratory	50,632.91
United Kingdom (Gibraltar)	TOYOTA GIBRALTAR STOCKHOLDINGS LTD	Land Cruiser 200 Station Wagon	128,528.72
United States of America	CISCO SYSTEMS INC	CallManager device Lic 100 units	136,358.00
United States of America	CISCO SYSTEMS INC	Cisco equipment	302,296.00
United States of America	CISCO SYSTEMS INC	Cisco equipment	162,020.00
United States of America	CISCO SYSTEMS INC	Cisco equipment	46,388.40
United States of America	CISCO SYSTEMS INC	Cisco equipment	31,314.20
United States of America	Campbell/Harris Security Equipment Company	Contraband search kits	73,246.54
United States of America	Campbell/Harris Security Equipment Company	Contraband team kit	53,636.19
UN-PD			
Afghanistan	NASHITA LLC	Aerials and antennae	45,000.00
Afghanistan	DIN SONS LTD.	Bars and rods of iron or steel, hot rolled	55,561.81
Afghanistan	ALHAM ZAHID C.C	Carpets and other textile floor coverings, knotted	30,000.00
Afghanistan	KANDAHAR BASTAN CONSTRUCTION COMPANY	Containers of iron, steel or aluminium	195,000.00
Afghanistan	AMERICAN GULF TOTAL CONSTRUCTION AFGHANISTAN (A.G.T)	Electric motors, generators and the like	401,370.00
Afghanistan	KABUL ELECTRIC	Electrical equipment, parts and accessories thereof	236,603.00
Afghanistan	KHAIR KHWA FUEL LOGISTICS GROUP	Fuel oils, n.e.c.	2,932,605.00
Afghanistan	NATIONAL FUEL INC.	Fuel oils, n.e.c.	1,291,388.63
Afghanistan	MUSLEM INSAF DIESEL PUMP	Fuel oils, n.e.c.	357,056.02
Afghanistan	JAMSHIDI PUMP STATION	Fuel oils, n.e.c.	181,334.13
Afghanistan	BILAL OIL COMPANY LTD	Fuel oils, n.e.c.	157,300.82
Afghanistan	BAND AMIR PUMP STATION	Fuel oils, n.e.c.	154,260.85
Afghanistan	PAIMAN FUEL TANK	Fuel oils, n.e.c.	148,761.10
Afghanistan	YASIN PETROL PUMP	Fuel oils, n.e.c.	108,130.39
Afghanistan	H.M. RASOOL AND YASINULLAH PUMP STATION	Fuel oils, n.e.c.	59,940.93
Afghanistan	NASEER FUEL PUMP STATION	Fuel oils, n.e.c.	59,829.02
Afghanistan	ASHUQULLAH WAF LTD	Fuel oils, n.e.c.	53,768.56
Afghanistan	CENTRAL 57 PUMP STATION	Fuel oils, n.e.c.	47,828.97
Afghanistan	HEKMAT PETROL PUMP	Fuel oils, n.e.c.	47,063.42
Afghanistan	ARIANA DIESEL PUMP STATION	Fuel oils, n.e.c.	45,597.34
Afghanistan	FEROZ KOH FUEL STATION	Fuel oils, n.e.c.	40,827.04
Afghanistan	NOOR AHMAD HAQIQAT PUMP STATION	Fuel oils, n.e.c.	36,555.37
Afghanistan	INSAF FAHIM CO. LTD (IFF)	Furniture, domestic	44,028.00
Afghanistan	NATIONAL FUEL INC.	Gas oils (diesel oil)	2,008,663.70
Afghanistan	SANG MAHR PUMP STATION	Gas oils (diesel oil)	48,190.30
Afghanistan	RED ORANGE GENERAL TRADING LLC	Lighting equipment	31,816.41
Afghanistan	HAMED HABIB TRADING	Linen, household	34,840.13
Afghanistan	DAWI OIL LTD	Motor spirit (gasoline), including aviation spirit	6,039,062.69
Afghanistan	DIN SONS LTD.	Pebbles, gravel, broken or crushed stone, macadam etc.	49,155.72
Afghanistan	ELMI LTD	Photocopying apparatus	62,047.11
Afghanistan	RED ORANGE GENERAL TRADING LLC	Protection devices for edp equipment	99,759.20
Afghanistan	RED ORANGE GENERAL TRADING LLC	Radio or television transmission apparatus; television cameras	32,909.66
Afghanistan	ALHAM ZAHID C.C	Sanitaryware and plumbing fixtures, plastic	92,547.00
Afghanistan	DIN SONS LTD.	Sanitaryware and plumbing fixtures, plastic	31,760.00
Afghanistan	SAMBROS INTERNATIONAL INCORPORATION	Security equipment, special purpose	133,520.00
Afghanistan	AMERICAN GULF TOTAL CONSTRUCTION AFGHANISTAN (A.G.T)	Security equipment, special purpose	41,331.00
Afghanistan	RED ORANGE GENERAL TRADING LLC	Software licences	51,600.00
Afghanistan	ARIA STATIONERY	Stationery articles n.e.c.	99,738.33
Afghanistan	BILAL AHMAD	Television receivers, parts thereof	58,986.20
Afghanistan	DIN SONS LTD.	Timber, hard	49,510.11
Afghanistan	RARE CONSTRUCTION COMPANY	Timber, hard	34,657.08
Afghanistan	QWO JOINT STOCK COMPANY	Waters, not sweetened	33,173.61
Algeria	NAFTAL SPA	Jet fuel, spirit type (gasoline type)	135,000.00
Australia	HOLYMAN SHIPPING SERVICES PTY LTD TRADING AS PDL TOLL	Electric motors, generators and the like	598,762.27
Australia	EXPRO QLD PTY LTD	Electric motors, generators and transformers, parts thereof	37,373.99
Australia	VINDICATOR CAST PROJECTILES PTY LTD T/AS TEX GUN SUPPLIES	Firearms and ammunition	38,445.74
Australia	HOLYMAN SHIPPING SERVICES PTY LTD.	Gas oils (diesel oil)	22,998,757.11
UN-PD Continued			
Australia	Holyman Shipping Services PTY LTD	Gas oils (diesel oil)	3,173,088.32

Major Orders for Goods Placed by Agency During 2011 (Orders of \$30,000 or more)

AGENCY			PO Value
Location of Supplier	Name of Supplier	Description of Goods	USD
Australia	EXPRO QLD PTY LTD	Gymnasium or athletics articles and equipment	67,112.30
Australia	DARWIN FUNERAL SERVICES PTY.LTD.	Mortuary supplies	31,446.54
Australia	HOLYMAN SHIPPING SERVICES PTY LTD.	Motor spirit (gasoline), including aviation spirit	30,401,818.52
Australia	BP AUSTRALIA LIMITED	Motor spirit (gasoline), including aviation spirit	277,835.66
Australia	A.P. MOTORS (NO.3) PTY LTD TRADING AS BRIDGE TOYOTA	Motor vehicles, goods transport	33,458.28
Australia	HOLYMAN SHIPPING SERVICES PTY LTD.	Petroleum oils, light, and other light oils	19,783,903.06
Australia	BARRETT COMMUNICATIONS PTY LTD	Radio broadcast and television receivers	57,145.03
Austria	KREPS HANDELSGESELLSCHAFT KEG.	Antidotes and other substances used in poisonings	65,986.81
Austria	AUDIO VIDEO CONSULTING GMBH	Audio and video accessories	33,236.26
Austria	SCHRACK TECHNIK GMBH	Bars and rods of iron or steel, hot rolled	215,922.75
Austria	KREPS HANDELSGESELLSCHAFT KEG	Carpets and textile floor coverings, other (including those of felt)	61,033.33
Austria	KREPS HANDELSGESELLSCHAFT KEG	Chemical elements, n.e.c.	46,782.40
Austria	KREPS KG	Domestic metal products	221,924.59
Austria	SCHRACK TECHNIK GMBH	Electricity distribution or control apparatus	288,768.57
Austria	SCHRACK TECHNIK GMBH	Electricity distribution or control apparatus, parts and accessories thereof	127,282.28
Austria	KREPS HANDELSGESELLSCHAFT KEG	Expendables for use with edp equipment	33,165.24
Austria	DSCHULNIGG GMBH & CO KG	Firearms and ammunition	41,223.79
Austria	GLOCK GES.M.B.H.	Firearms and ammunition	36,962.00
Austria	KREPS HANDELSGESELLSCHAFT NACHFOLGE GMBH & CO KG	Food packaging and bottle cleaning equipment; spraying machinery	68,925.93
Austria	KREPS HANDELSGESELLSCHAFT KEG.	Insulated wire and cable; optical fibre cables	54,194.00
Austria	SCHRACK TECHNIK GMBH	Insulated wire and cable; optical fibre cables	43,610.73
Austria	KREPS KEG	Ironmongry	73,628.04
Austria	PKE ELECTRONICS AG	Measuring, checking and testing appliances n.e.c.	64,903.13
Austria	KREPS KEG	Metal goods n.e.c.	50,964.44
Austria	KREPS HANDELSGESELLSCHAFT KEG.	Micro-computers	62,042.02
Austria	KREPS H. KEG	Mini-computers	96,033.72
Austria	KREPS	Motor vehicle parts and accessories	52,558.58
Austria	ROSENBAUER INTERNATIONAL AG	Motor vehicles and parts and accessories thereof	1,361,691.30
Austria	KREPS	Photographic and cinematographic equipment	80,340.93
Austria	KREPS HANDELSGESELLSCHAFTKEG	Photographic and cinematographic equipment	31,872.70
Austria	KREPS KEG	Photographic and cinematographic equipment	31,360.47
Austria	KREPS HANDELSGESELLSCHAFT KEG	Safety clothing and headgear; other headgear of rubber or plastics	35,782.05
Austria	SSI SCHAFFER	Structures, other, and sections of iron, steel or aluminium	128,811.35
Austria	KREPS HANDELSGESELLSCHAFTKEG	Super-computers	41,745.66
Austria	KREPS HANDELSGESELLSCHAFT KEG	Telephonic apparatus, other	38,547.47
Austria	DSCHULNIGG GMBH & CO.KG	Training and demonstrational models, other; articles, other	38,249.32
Burundi	ENGEN PETROLEUM BURUNDI S.A	Fuel oils, n.e.c.	985,750.02
Burundi	ENGEN PETROLEUM BURUNDI S.A	Gas oils (diesel oil)	500,060.02
Burundi	ENGEN PETROLEUM BURUNDI S.A	Motor spirit (gasoline), including aviation spirit	270,000.00
Burundi	ENGEN PETROLEUM BURUNDI S.A	Petroleum oils, light, and other light oils	162,564.75
Canada	DICKINSON MARINE	Domestic cooking and heating equipment	216,146.79
Canada	MDA GEOSPATIAL SERVICES, INC.	Insulated wire and cable; optical fibre cables	58,589.35
Canada	MDA GEOSPATIAL SERVICES	Maps and charts	446,991.87
Canada	MDA GEOSPATIAL SERVICES INC. (MDA GSI)	Maps and charts	200,015.08
Canada	MDA GEOSPATIAL SERVICES INC.*	Maps and charts	54,476.68
Canada	MDA GEOSPATIAL SERVICES INC	Maps and charts	51,459.00
Canada	MDA GEOSPATIAL SERVICES, INC.	Maps and charts	49,735.92
Canada	MDA GEOSPATIAL SERVICES INC.	Maps and charts	31,598.40
Canada	LIFTKING INDUSTRIES INC	Motor vehicles and parts and accessories thereof	351,026.46
Central African Republic	SARPD - OIL / RCA	Gas oils (diesel oil)	165,834.95
Central African Republic	TRADEX CENTRAFRIQUE S.A.	Gas oils (diesel oil)	104,092.14
Central African Republic	TOTAL CENTRAFRIQUE	Motor spirit (gasoline), including aviation spirit	203,092.24
Central African Republic	SARPD - OIL / RCA	Motor spirit (gasoline), including aviation spirit	140,359.58
Central African Republic	TRADEX CENTRAFRIQUE S.A.	Motor spirit (gasoline), including aviation spirit	39,764.98
Central African Republic	ENERGIE CENTRAFRICAINE (ENERCA)	Transformers, electrical	120,966.83
China	TOP SOURCES TRADING LTD.	Accumulators, electric	53,974.00
China	PEAK INTERNATIONAL TRADE (TIANJIN) CO. LTD	Air conditioning, cold chain and refrigerating equipment	1,063,390.00
China	PEAK INTERNATIONAL TRADE (TIANJIN) CO. LTD.	Air conditioning, cold chain and refrigerating equipment	521,122.00
China	PEAK INTERNATIONAL TRADE (TIANJIN) CO. LTD.	Alternative energy systems; steam, hydraulic and gas turbines	172,794.00
China	PEAK INTERNATIONAL TRADE (TIANJIN) CO. LTD	Angles, shapes and sections, of iron or non-alloy steel	307,939.40
China	PEAK INTERNATIONAL TRADE (TIANJIN) CO.LTD	Angles, shapes and sections, of iron or non-alloy steel	197,255.00
China	PEAK INTERNATIONAL TRADE (TIANJIN) CO. LTD.	Angles, shapes and sections, of iron or non-alloy steel	95,343.92
China	PEAK INTERNATIONAL TRADE (TIANJIN) CO.LTD.	Bending and forming machines for metal working	116,754.64
China	PEAK INTERNATIONAL TRADE (TIANJIN) CO.LTD	Brushes	497,078.00
China	PEAK INTERNATIONAL TRADE (TIANJIN) CO. LTD.	Construction materials of plastic; containers of plastic	767,727.00
China	PEAK INTERNATIONAL TRADE	Containers of iron, steel or aluminium	49,594.10
China	PEAK INTERNATIONAL TRADE (TIANJIN) CO. LTD	Detergents, perfumes and washing preparations	47,162.30
China	SHANGHAI RONGTAI COSTUME CO. LTD.	Detergents, perfumes and washing preparations	35,033.07
China	PEAK INTERNATIONAL TRADE (TIANJIN) CO. LTD.	Diodes, transistors and similar semi-conductor devices	165,904.20
China	OVG TRADING & CONSULTING LTD	Domestic cooking and heating equipment	31,995.00
China	PEAK INTERNATIONAL TRADE (TIANJIN)	Electric motors, generators and the like	339,600.00
China	PEAK INTERNATIONAL TRADE (TIANJIN) CO. LTD	Electric motors, generators and the like	48,094.84
China	ZHEJIANG KANGLE GROUP IMPORT & EXPORT CO. LTD	Electric motors, generators and transformers, parts thereof	248,924.67
China	ZHEJIANG KANGLE GROUP	Electric motors, generators and transformers, parts thereof	180,627.45
China	PEAK INTERNATIONAL TRADE (TIANJIN) CO. LTD.	Electricity distribution or control apparatus, parts and accessories thereof	254,625.00
China	PEAK INTERNATIONAL TRADE (TIANJIN) CO. LTD.	Electronic components, parts and accessories thereof	118,503.00
China	PEAK INTERNATIONAL TRADE (TIANJIN) CO. LTD	Filtering and purifying equipment	4,183,528.30
China	ZHEJIANG KANGLE GROUP IMPORT & EXPORT CO., LTD	Filtering and purifying equipment	134,555.92
China	ZHEJIANG KANGLE GROUP IMPORT AND EXPORT CO., LTD	Fuel oils, n.e.c.	314,239.39
China	SHANGHAI KOYO-ANP I & E CO., LTD	Furniture, office, other than chairs	74,331.60
China	PEAK INTERNATIONAL TRADE	General purpose machinery, parts and accessories thereof	1,059,610.00
China	A. ANDREWS & CO. (MAIL ORDER) LTD.	Insulated wire and cable; optical fibre cables	403,801.00
China	PEAK INTERNATIONAL TRADE (TIANJIN) CO. LTD.	Insulated wire and cable; optical fibre cables	308,450.00
China	PEAK INTERNATIONAL TRADE (TIANJIN) CO. LTD	Lighting equipment	643,460.00
China	PEAK INTERNATIONAL TRADE (TIANJIN), CO., LTD.	Lighting equipment	253,902.28
China	PEAK INTERNATIONAL TRADE CO. LTD	Lighting equipment	92,779.74
China	PEAK INTERNATIONAL TRADE (TIANJIN) CO. LTD	Lighting equipment, parts thereof	1,368,835.00
China	PEAK INTERNATIONAL TRADE (TIANJIN) CO. LTD.	Lighting equipment, parts thereof	499,690.50
China	PEAK INTERNATIONAL TRADE (TIANJIN) CO. LTD.	Machinery and equipment for the pharmaceutical industry	886,293.00
China	PEAK INTERNATIONAL TRADE	Machinery and equipment for the pharmaceutical industry	151,308.60
China	PEAK INTERNATIONAL TRADE (TIANJIN) CO. LTD	Metal goods n.e.c.	52,472.00
China	PEAK INTERNATIONAL TRADE (TIANJIN) CO. LTD	Optical and photographic equipment, parts and accessories thereof	81,428.00
China	PEAK INTERNATIONAL TRADE (TIANJIN) CO. LTD	Pumps, water	261,494.00
China	PEAK INTERNATIONAL TRADE	Radio or television transmission apparatus, parts and accessories thereof	31,245.00
China	PEAK INTERNATIONAL TRADE (TIANJIN) CO. LTD.	Stoppers, caps, lids and other metal packing accessories; wire and wire products	753,758.10
China	PEAK INTERNATIONAL TRADE (TIANJIN) CO.LTD.	Structures, other, and sections of iron, steel or aluminium	431,970.60
China	PEAK INTERNATIONAL TRADE (TIANJIN)	Structures, other, and sections of iron, steel or aluminium	112,975.20
China	PEAK INTERNATIONAL TRADE (TIANJIN) CO.LTD	Structures, other, and sections of iron, steel or aluminium	94,532.00
China	PEAK INTERNATIONAL TRADE (TIANJIN) CO. LTD	Structures, other, and sections of iron, steel or aluminium	80,690.00
China	PEAK INTERNATIONAL TRADE (TIANJIN) CO. LTD.	Telecommunication equipment, parts and accessories thereof	2,319,022.50
China	PEAK INTERNATIONAL TRADE	Telecommunication equipment, parts and accessories thereof	402,026.60
China	TOP SOURCES TRADING LTD.	Timber, soft	101,782.91
China	ZHEJIANG KANGLE GROUP IMPORT AND EXPORT CO., LTD	Tubes, pipes and hoses, and fittings therefor, of plastics	54,628.00
Cote d'Ivoire	CACOMIAF SA	Accumulators, electric	72,723.57
Cote d'Ivoire	CMC	Air conditioning, cold chain and refrigerating equipment	288,058.00
Cote d'Ivoire	LIMAS COMPAGNIE SARL	Air conditioning, cold chain and refrigerating equipment	56,136.83
Cote d'Ivoire	BERNABE-CI	Bars and rods of iron or steel, hot rolled	162,555.81
Cote d'Ivoire	GLOBE ASSISTANCE	Bars and rods of iron or steel, hot rolled	58,137.12
Cote d'Ivoire	E.C.G (EMERAUDE COMMERCE GENERAL)	Bricks, blocks, tiles etc. and ceramic goods, other	31,050.74
Cote d'Ivoire	CMC	Carpets and other textile floor coverings, knotted	35,578.59
Cote d'Ivoire	SCA (STE DE CIMENTS D'ABIDJAN)	Cements	170,246.02
Cote d'Ivoire	CMC	Cements	51,304.93
Cote d'Ivoire	ELITYS	Clothing of textile materials	144,718.97
Cote d'Ivoire	ZEN CREATION	Clothing of textile materials	53,205.12
Cote d'Ivoire	IDT (INNOVATION, DESIGN, TECHNIQUE)	Containers of iron, steel or aluminium	93,814.74
Cote d'Ivoire	TOTAL COTE D'IVOIRE	Containers of iron, steel or aluminium	81,436.41
Cote d'Ivoire	CMC	Electricity distribution or control apparatus	86,865.50

Major Orders for Goods Placed by Agency During 2011 (Orders of \$30,000 or more)

AGENCY			PO Value
Location of Supplier	Name of Supplier	Description of Goods	USD
UN-PD Continued			
Cote d'Ivoire	ALFARIS	Electricity distribution or control apparatus	48,877.48
Cote d'Ivoire	RHEVA TECHNOLOGIES	Expendables for use with edp equipment	55,298.90
Cote d'Ivoire	MEUBLIVOIRE INTER	Furniture, office, other than chairs	37,753.92
Cote d'Ivoire	TOTAL COTE D'IVOIRE	Gas oils (diesel oil)	3,183,264.55
Cote d'Ivoire	TOTAL COTE D'IVOIRE	General purpose machinery, parts and accessories thereof	473,243.25
Cote d'Ivoire	MAX SERVICES	General purpose machinery, parts and accessories thereof	49,352.80
Cote d'Ivoire	CMC	General purpose machinery, parts and accessories thereof	40,834.53
Cote d'Ivoire	TECHNIBAT	Hand tools (including glaziers diamonds) n.e.c.	92,832.14
Cote d'Ivoire	HIRONDELLE TRADING	Hand tools (including glaziers diamonds) n.e.c.	53,201.32
Cote d'Ivoire	SICABLE (SOCIETE IVOIRIENNE DE CABLES)	Insulated wire and cable; optical fibre cables	407,494.75
Cote d'Ivoire	VEILLE INDUSTRIELLE & TECHNOLOGIQUE (VIT)	Insulated wire and cable; optical fibre cables	129,919.51
Cote d'Ivoire	CODELEC S.A	Insulated wire and cable; optical fibre cables	60,284.15
Cote d'Ivoire	DMEIB (DISTRIBUTION DE MATERIEL ELECTRIQUE INDUSTRIELS & BATIMENTS)	Insulated wire and cable; optical fibre cables	30,179.18
Cote d'Ivoire	EIP	Lighting equipment	124,000.50
Cote d'Ivoire	ALFARIS	Lighting equipment	66,965.53
Cote d'Ivoire	IVOIRE ENERGIE	Lighting equipment	50,400.65
Cote d'Ivoire	COMMERCE GENERAL CÔTE D'IVOIRE (C.G.CI)	Linoleum	34,259.37
Cote d'Ivoire	TOTAL COTE D'IVOIRE	Lubricating preparations	6,479,700.24
Cote d'Ivoire	SOCIETE IVOIRENNE D' ASSISTANCE ET DE MAINTENANCE D' AVIATION ("SIAMA")	Lubricating preparations	400,000.00
Cote d'Ivoire	CMC	Machinery for sorting, screening, separating, kneading earth, stone, ores etc.	47,116.77
Cote d'Ivoire	MISSION MEDICALE INTERNATIONALE (2MI)	Modelling pastes, dental plaster preps., laboratory reagents etc.	32,857.43
Cote d'Ivoire	CMC	Mortars and concretes, non-refractory	530,748.22
Cote d'Ivoire	TOTAL COTE D'IVOIRE	Motor spirit (gasoline), including aviation spirit	1,194,578.25
Cote d'Ivoire	SOCIETE IVOIRENNE D' ASSISTANCE ET DE MAINTENANCE D' AVIATION ("SIAMA")	Motor spirit (gasoline), including aviation spirit	60,000.00
Cote d'Ivoire	TOTAL COTE D'IVOIRE	Packing cases, boxes, crates, drums etc.; cable drums of wood	487,482.77
Cote d'Ivoire	DROCOLOR	Paints and varnishes (including enamels and lacquers) and related products	79,031.97
Cote d'Ivoire	CMC	Pebbles, gravel, broken or crushed stone, macadam etc.	809,441.15
Cote d'Ivoire	SACOBAT	Pebbles, gravel, broken or crushed stone, macadam etc.	204,826.10
Cote d'Ivoire	ACGIM	Pebbles, gravel, broken or crushed stone, macadam etc.	190,180.11
Cote d'Ivoire	HIRONDELLE TRADING	Pebbles, gravel, broken or crushed stone, macadam etc.	174,608.53
Cote d'Ivoire	NETDJOVE-COM	Pebbles, gravel, broken or crushed stone, macadam etc.	140,761.19
Cote d'Ivoire	DAWUD ENTREPRISE	Pebbles, gravel, broken or crushed stone, macadam etc.	60,728.28
Cote d'Ivoire	ETS EL ACHKAR	Pebbles, gravel, broken or crushed stone, macadam etc.	46,509.70
Cote d'Ivoire	SORE IBRAHIMA	Pebbles, gravel, broken or crushed stone, macadam etc.	36,136.06
Cote d'Ivoire	DIABATE	Pebbles, gravel, broken or crushed stone, macadam etc.	33,505.26
Cote d'Ivoire	MATERIAUX PLURIEL ENTREPRISE	Pipes and other accessories, for use with pumps	145,738.60
Cote d'Ivoire	ETS EL ACHKAR	Printing and plotting devices for edp equipment	43,880.92
Cote d'Ivoire	CMC	Sacks and bags, of a kind used for the packing of goods	37,281.50
Cote d'Ivoire	E.C.G (EMERAUDE COMMERCE GENERAL)	Sands	35,169.04
Cote d'Ivoire	CMC	Sands	31,488.74
Cote d'Ivoire	GLOBE ASSISTANCE	Sanitaryware and plumbing fixtures, plastic	70,934.04
Cote d'Ivoire	CMC	Sanitaryware and plumbing fixtures, plastic	64,193.45
Cote d'Ivoire	SECTRONIC	Security equipment, special purpose	157,704.31
Cote d'Ivoire	MTN	Telecommunication equipment, parts and accessories thereof	203,265.25
Cote d'Ivoire	CMC	Timber, hard	214,822.50
Cote d'Ivoire	HIRONDELLE TRADING	Timber, hard	53,387.23
Cote d'Ivoire	BERNABE-CI	Timber, hard	39,028.64
Cote d'Ivoire	CACOMIAF SA	Tyres, pneumatic new, inner tubes, solid or cushion tyres, etc.	74,263.49
Cyprus	TARMAC ASFALT-BETON-INSAAAT LTD.	Asphalt or similar material, articles thereof	190,634.62
Cyprus	S. HADJICHRISTOFI CONSTRUCTION LTD	Filtering and purifying equipment	38,304.00
Cyprus	PETROLINA (HOLDINGS) LTD.	Gas oils (diesel oil)	1,083,391.15
Cyprus	N. BASMAN VE OGULLARI LTD.	Gas oils (diesel oil)	141,016.77
Cyprus	BP EASTERN MEDITERRANEAN LTD.	Jet fuel, spirit type (gasoline type)	173,422.50
Cyprus	TSOULOFTAS CONSTRUCTIONS LTD.	Mortars and concretes, non-refractory	67,450.14
Cyprus	LATOMIA SHIAS LIMITED	Pebbles, gravel, broken or crushed stone, macadam etc.	157,734.80
Cyprus	E.M. APOSTOLOU FORMULA LTD	Safety equipment	36,396.01
Cyprus	E.M. APOSTOLOU FORMULA LTD	Sound or visual signalling apparatus, electric, other	38,931.62
Cyprus	JOINT VENTURE, ASTRA SELF DRIVE CARS PUBLIC LTD & PETSAS & SONS PUBLIC LTD	Telecommunication equipment, parts and accessories thereof	1,249,555.08
Czech Republic	SVOS SPOL S.R.O. PRELOUC	Motor vehicle parts and accessories	145,827.14
Czech Republic	SVOS SPOL. S.R.O	Motor vehicle parts and accessories	113,532.80
Czech Republic	SVOS SPOL. S.R.O.*	Motor vehicle parts and accessories	49,453.49
Czech Republic	SVOS SPOL. S.R.O.	Motor vehicles and parts and accessories thereof	8,546,658.53
Czech Republic	SVOS SPOL. S.R.O.	Motor vehicles, special purpose	257,328.61
Democratic Rep. of the Congo	ETS LIMIF TRADING	Angles, shapes and sections, of iron or non-alloy steel	40,150.00
Democratic Rep. of the Congo	BUYORA HOUSE	Angles, shapes and sections, of iron or non-alloy steel	30,000.00
Democratic Rep. of the Congo	MINGI IMMOBILIER	Bituminous mixtures based on natural asphalt, on natural bitumen etc.	669,000.00
Democratic Rep. of the Congo	GROUPE CORELEC	Cements	180,000.00
Democratic Rep. of the Congo	MAISON KARIBU	Cements	75,000.00
Democratic Rep. of the Congo	ETS MANDUNGU KOJACK	Cements	74,000.00
Democratic Rep. of the Congo	MAISON MKH	Cements	73,500.00
Democratic Rep. of the Congo	E.M.S ENTREPRISE	Cements	32,800.00
Democratic Rep. of the Congo	BKM TRADING	Clothing of textile materials	33,300.00
Democratic Rep. of the Congo	QUING MATERIAUX S.P.R.L	Electrical equipment n.e.c.	30,000.00
Democratic Rep. of the Congo	GROUPE CORELEC	Electricity distribution or control apparatus	72,272.50
Democratic Rep. of the Congo	QUING MATERIAUX S.P.R.L	Furniture, domestic	196,950.00
Democratic Rep. of the Congo	ENGEN DRC	Gas oils (diesel oil)	5,276,928.83
Democratic Rep. of the Congo	ELF OIL RDC	Gas oils (diesel oil)	805,956.59
Democratic Rep. of the Congo	QUING MATERIAUX S.P.R.L	General purpose machinery, parts and accessories thereof	30,000.00
Democratic Rep. of the Congo	NTAGAHWA MIRENGE PANDA	Granite, sandstone and other monumental or building stone	53,919.00
Democratic Rep. of the Congo	MIMPRIKIN	Hats and headgear	46,900.00
Democratic Rep. of the Congo	ETS LIMIF TRADING	Iron and steel metallurgy, primary materials thereof	35,000.00
Democratic Rep. of the Congo	PHARMACIE WAGENIA	Laboratory equipment n.e.c.	43,706.78
Democratic Rep. of the Congo	ETS MAISON LA VICTOIRE	Machinery and equipment for rubber and plastic processing	38,582.00
Democratic Rep. of the Congo	BKM TRADING	Microphones, loudspeakers, headphones, amplifiers	87,164.33
Democratic Rep. of the Congo	GROUPE BATIMEUBLE S.P.R.L	Mortars and concretes, non-refractory	34,650.00
Democratic Rep. of the Congo	CFAO MOTORS RDC SPRL	Motor vehicle parts and accessories	60,000.00
Democratic Rep. of the Congo	AUTO PEINT	Motor vehicle parts and accessories	30,000.00
Democratic Rep. of the Congo	QUING MATERIAUX S.P.R.L	Orthopaedic appliances; physiological appliances	40,920.00
Democratic Rep. of the Congo	PEINTURE MAG	Paints and varnishes (including enamels and lacquers) and related products	31,748.00
Democratic Rep. of the Congo	GENITEC S.P.R.L.	Pebbles, gravel, broken or crushed stone, macadam etc.	205,300.00
Democratic Rep. of the Congo	GROUPE CORELEC	Pebbles, gravel, broken or crushed stone, macadam etc.	71,900.00
Democratic Rep. of the Congo	BUHENDWA BAGALWA	Pebbles, gravel, broken or crushed stone, macadam etc.	69,000.00
Democratic Rep. of the Congo	ELF OIL RDC	Petroleum oils, light, and other light oils	9,140,000.15
Democratic Rep. of the Congo	ENGEN DRC	Petroleum oils, light, and other light oils	3,436,823.00
Democratic Rep. of the Congo	QUING MATERIAUX S.P.R.L	Plywood	116,666.00
Democratic Rep. of the Congo	ETS MWAJUMA	Prefabricated buildings, parts thereof	35,000.00
Democratic Rep. of the Congo	AMZA CONSTRUCTION	Propane and butane, liquefied	48,900.00
Democratic Rep. of the Congo	ETS MAISON LA VICTOIRE	Rubber, articles thereof, n.e.c.	31,200.00
Democratic Rep. of the Congo	BEKI CONSTRUCT	Sands	37,260.00
Democratic Rep. of the Congo	QUING MATERIAUX S.P.R.L	Sanitaryware and plumbing fixtures, plastic	30,000.00
Democratic Rep. of the Congo	LA ROYALE	Soap and cleaning preparations	47,670.00
Democratic Rep. of the Congo	MSON. JLM CONSTRUCT	Timber, hard	72,520.71
Democratic Rep. of the Congo	QUINCAILLERIE GLOIRE A DIEU	Timber, hard	65,000.00
Democratic Rep. of the Congo	BUHENDWA BAGALWA	Timber, hard	47,000.00
Democratic Rep. of the Congo	QUINCAILLERIE KIVU STARS	Tyres, pneumatic new, inner tubes, solid or cushion tyres, etc.	35,000.00
Denmark	KUEHNE & NAGEL	Air conditioning, cold chain and refrigerating equipment	46,020.00
Denmark	JOHS. GRAM-HANSSSEN A/S	Angles, shapes and sections, of iron or non-alloy steel	101,500.00
Denmark	JOHS. GRAM-HANSSSEN A/S	Crowd control equipment	212,520.00
Denmark	DAN OFFICE	Edp equipment n.e.c.	176,735.50
Denmark	DANOFFICE TRADING	Edp equipment n.e.c.	117,750.00
Denmark	DANOFFICE	Edp equipment n.e.c.	75,660.00
Denmark	KUEHNE AND NAGEL	Electric motors, generators and the like	91,400.00
Denmark	PETER JUSTESEN COMPANY A/S	Electric motors, generators and transformers, parts thereof	30,287.28
Denmark	DANOFFICE PLC	Electronic components, parts and accessories thereof	182,944.00
Denmark	DANOFFICE APS	Electronic storage units/media	30,410.18
Denmark	DANOFFICE APS	Equipment and accessories for connecting edp equipment intonetworks	457,321.00

Major Orders for Goods Placed by Agency During 2011 (Orders of \$30,000 or more)

AGENCY			PO Value
Location of Supplier	Name of Supplier	Description of Goods	USD
UN-PD Continued			
Denmark	DAN:OFFICE APS	Equipment and accessories for connecting edp equipment intonetworks	282,201.00
Denmark	DAN OFFICE PLC	Equipment and accessories for connecting edp equipment intonetworks	254,082.00
Denmark	DANOFFICE	Equipment and accessories for connecting edp equipment intonetworks	248,435.42
Denmark	PETER JUSTESEN COMPANY A/S	Equipment and accessories for connecting edp equipment intonetworks	86,855.00
Denmark	DANOFFICE PLC	Equipment and accessories for connecting edp equipment intonetworks	54,945.00
Denmark	DANOFFICE	Expansion cards & other add-on hard- or firm-ware	31,572.00
Denmark	DANOFFICE	Expendables for use with edp equipment	1,027,953.65
Denmark	DAN OFFICE PLC	Expendables for use with edp equipment	610,548.77
Denmark	DANOFFICE PLC	Expendables for use with edp equipment	516,299.19
Denmark	DANOFFICE APS	Expendables for use with edp equipment	481,353.81
Denmark	DAN OFFICE LTD	Expendables for use with edp equipment	240,523.33
Denmark	DANOFFICE TRADING	Expendables for use with edp equipment	234,746.24
Denmark	DAN OFFICE TRADING	Expendables for use with edp equipment	205,510.90
Denmark	DAN OFFICE	Expendables for use with edp equipment	63,787.09
Denmark	DAN:OFFICE APS	Expendables for use with edp equipment	53,580.49
Denmark	DAN OFFICE PLC	Furniture, office, other than chairs	47,404.00
Denmark	JOHS. GRAM-HANSSSEN A/S	Iron or steel, flat rolled products thereof, not further worked than hot rolled	39,044.92
Denmark	DANOFFICE	Micro-computers	994,122.00
Denmark	DAN OFFICE TRADING	Micro-computers	580,735.00
Denmark	DAN OFFICE LTD	Micro-computers	405,100.00
Denmark	DANOFFICE TRADING	Micro-computers	347,762.00
Denmark	DAN:OFFICE APS	Micro-computers	52,574.00
Denmark	DANOFFICE PLC	Micro-computers	40,322.00
Denmark	BUKKEHAVE	Motor vehicle parts and accessories	392,873.19
Denmark	BUKKEHAVE CORPORATION A/S	Motor vehicle parts and accessories	305,680.55
Denmark	BUKKEHAVE LTD.	Motor vehicle parts and accessories	92,969.78
Denmark	DHL GLOBAL FORWARDING	Motor vehicle parts and accessories	35,876.76
Denmark	DANOFFICE	Office and accounting machinery, parts and accessories thereof	146,890.20
Denmark	DANOFFICE	Optical input/output units, such as scanners, optical readers etc.	203,405.00
Denmark	DANOFFICE	Optical storage units	310,033.00
Denmark	DAN OFFICE PLC	Paints and varnishes (including enamels and lacquers) and related products	65,521.98
Denmark	DANOFFICE	Photocopying apparatus	159,615.00
Denmark	DAN OFFICE PLC	Photocopying apparatus and office equipment n.e.c.	40,720.00
Denmark	DANOFFICE	Printing and plotting devices for edp equipment	520,881.00
Denmark	DANOFFICE TRADING	Printing and plotting devices for edp equipment	270,270.00
Denmark	DAN OFFICE PLC	Printing and plotting devices for edp equipment	183,814.00
Denmark	DANOFFICE PLC	Printing and plotting devices for edp equipment	135,743.00
Denmark	DAN:OFFICE APS	Printing and plotting devices for edp equipment	106,637.00
Denmark	DANOFFICE PLC	Processing units for edp, other	128,195.00
Denmark	DANOFFICE	Protection devices for edp equipment	781,800.00
Denmark	DAN OFFICE PLC	Protection devices for edp equipment	161,398.00
Denmark	DSV AIR & SEA A/S	Protection devices for edp equipment	129,273.26
Denmark	DAN OFFICE	Protection devices for edp equipment	40,860.00
Denmark	DANOFFICE PLC	Protection devices for edp equipment	30,980.00
Denmark	DAN OFFICE TRADING	Radio broadcast and television receivers	277,015.00
Denmark	CICCI APS	Radio broadcast and television receivers	72,943.68
Denmark	CICCI APS	Radio or television transmission apparatus, parts and accessories thereof	41,764.96
Denmark	CICCI APS	Radio or television transmission apparatus; television cameras	617,541.31
Denmark	JOHS. GRAM-HANSSSEN A/S	Sacks and bags, of a kind used for the packing of goods	41,222.53
Denmark	JOHS.GRAM-HANSSSEN A/S	Safety clothing and headgear; other headgear of rubber or plastics	45,380.00
Denmark	CONNECTRA APS	Safety equipment	385,860.40
Denmark	JOHS.GRAM-HANSSSEN A/S.	Sands	31,199.04
Denmark	DANOFFICE	Satellite communication systems	65,520.00
Denmark	KUEHNE & NAGEL	Seats and chairs	213,434.00
Denmark	DANOFFICE APS	Software application packages	88,911.00
Denmark	HECKSHER LINEAGENTURER A/S	Stoppers, caps, lids and other metal packing accessories; wire and wire products	81,400.00
Denmark	JOHS. GRAM-HANSSSEN A/S	Stoppers, caps, lids and other metal packing accessories; wire and wire products	39,745.00
Denmark	DANOFFICE APS	Storage unit accessories	244,220.00
Denmark	DAN:OFFICE APS	Storage unit accessories	136,000.00
Denmark	DANIMEX COMMUNICATIONS LTD.	Telecommunication equipment	49,735.00
Denmark	DANOFFICE PLC	Telecommunication equipment, other	132,298.00
Denmark	DAN OFFICE TRADING	Telecommunication equipment, parts and accessories thereof	675,036.95
Denmark	DANOFFICE	Telecommunication equipment, parts and accessories thereof	205,923.50
Denmark	DANOFFICE APS	Telecommunication equipment, parts and accessories thereof	99,820.00
Denmark	PETER JUSTESEN COMPANY A/S	Telecommunication equipment, parts and accessories thereof	83,529.50
Denmark	PETER JUSTESEN COMPANY A/S	Telephone equipment	103,300.00
Denmark	PLANSON EUROPE	Testing equipment n.e.c.	40,367.00
Denmark	CICCI HOLDING	Trailers and semi-trailers; containers	632,905.98
Denmark	HECKSHER LINEAGENTURER A/S	Trailers and semi-trailers; containers	136,752.14
Denmark	DAN OFFICE LTD	Transformers, electrical	205,034.00
Denmark	CICCI HOLDING	Transformers, electrical	52,254.36
Denmark	DANOFFICE	Transformers, electrical	45,700.00
Denmark	DAN:OFFICE APS	Transformers, electrical	43,496.00
Denmark	DANOFFICE PLC	Transmitting and communicating equipment for edp, eg. modems, pc servers etc.	668,816.00
Denmark	DANOFFICE	Transmitting and communicating equipment for edp, eg. modems, pc servers etc.	556,088.00
Denmark	DAN OFFICE PLC	Transmitting and communicating equipment for edp, eg. modems, pc servers etc.	265,339.00
Denmark	DANOFFICE APS	Transmitting and communicating equipment for edp, eg. modems, pc servers etc.	61,418.00
Denmark	SCAN GLOBAL LOGISTICS A/S	Transmitting and communicating equipment for edp, eg. modems, pc servers etc.	35,138.80
Denmark	DANOFFICE	Twine, cordage, rope and cables	144,100.00
Denmark	BUKKEHAVE CORPORATION A/S	Tyres, pneumatic new, inner tubes, solid or cushion tyres, etc.	33,076.41
Dominican Republic	CORPORACION DE ASFALTO, S.A.	Bars and rods of iron or steel, hot rolled	488,766.90
Dominican Republic	MADIG DOMINICANA	Bitumen and asphalt, natural; asphaltites and asphaltic rock	73,750.00
Dominican Republic	HOYO DE LIMA INDUSTRIAL	Cement, concrete or artificial stone, other articles thereof	55,713.94
Dominican Republic	MADIG DOMINICANA	Clothing of textile materials	317,142.60
Dominican Republic	FERRETERIA POPULAR CXA.	Domestic metal products	68,384.68
Dominican Republic	CREALSA	Doors, windows and their frames, of iron, steel or aluminium	38,670.21
Dominican Republic	MADIG DOMINICANA	Insulated wire and cable; optical fibre cables	172,310.00
Dominican Republic	PREMIUM & CO. SRL	Lubricating preparations	41,641.60
Dominican Republic	MADIG DOMINICANA	Metal goods n.e.c.	36,180.00
Dominican Republic	LABORATORIOS BIO-MEDICA MG, S.A.	Modelling pastes, dental plaster preps., laboratory reagents etc.	60,000.00
Dominican Republic	ERIKGAS	Motor spirit (gasoline), including aviation spirit	43,567.43
Dominican Republic	PARQUE CIBERNÉTICO SANTO DOMINGO, S.A.	Sands	40,304.34
Finland	STONESOFT CORPORATION	Equipment and accessories for connecting edp equipment intonetworks	488,231.20
Finland	STONESOFT CORPORATION	Equipment and accessories for connecting edp equipment intonetworks	37,183.97
Finland	PATRIA LAND & ARMAMENT OY	Motor vehicle parts and accessories	182,027.64
France	G. FERON - E. DE CLEBSATTEL S.A.	Air conditioning, cold chain and refrigerating equipment	120,054.95
France	GROUPE MULLIEZ FLORY	Clothing of textile materials	312,675.85
France	F.E.V.A.M. IND. CO. LTD.	Clothing of textile materials	128,000.00
France	FLORIDA PURCHASING AGENCY PARIS	Expendables for use with edp equipment	35,953.99
France	ECONOMAT DES ARMEES	Food products, other	12,385,923.00
France	ECONOMAT DES ARMEES	Food products, other	2,274,508.26
France	ECONOMAT DES ARMEES	Food products, other	1,585,096.15
France	SPOT IMAGE	Maps and charts	98,935.44
France	ECONOMAT DES ARMEES	Meat and edible offal, fresh, chilled or frozen n.e.c.	2,354,978.58
France	ECONOMAT DES ARMEES	Meat, meat offal or blood, preserves and preparations thereof	307,090.52
France	MANITOU	Motor vehicle parts and accessories	253,066.88
France	MAINTLOG	Motor vehicle parts and accessories	37,466.67
France	CIFCAA SAS	Motor vehicle parts and accessories	33,967.47
France	RENAULT TRUCKS	Motor vehicles and parts and accessories thereof	1,691,230.13
France	SAGEM DEFENSE SECURITE	Optical instruments	76,780.63
France	ZHENDRE S.A	Radio or television transmission apparatus, parts and accessories thereof	45,894.00
France	GROUPE MULLIEZ FLORY	Security equipment and supplies n.e.c.	343,347.80
France	G. FERON - E. DE CLEBSATTEL S.A.	Soldering, brazing or welding machinery and apparatus	96,739.44
France	IEC TELECOM	Telecommunication equipment	43,059.80
Germany	FLEISCHHACKER GMBH & CO. KG	Antidotes and other substances used in poisonings	63,175.48
Germany	FLEISCHHACKER GMBH & CO. KG	Articles for medical or surgical purposes n.e.c.	1,727,510.28
Germany	FLEISCHHACKER GMBH & CO.;KG	Articles for medical or surgical purposes n.e.c.	248,878.18
Germany	FLEISCHHACKER GMBH & CO. KG, GERMANY	Articles for medical or surgical purposes n.e.c.	120,995.61
Germany	FLEISCHHACKER GMBH & CO.;KG	Articles for medical or surgical purposes n.e.c.	97,574.23
Germany	FLEISCHHACKER GMBH & CO. KG	Boring, grinding, cutting, pressing, pumping, heating equipand baths laboratory	30,156.17

Major Orders for Goods Placed by Agency During 2011 (Orders of \$30,000 or more)

AGENCY			PO Value
Location of Supplier	Name of Supplier	Description of Goods	USD
UN-PD Continued			
Germany	NOWAR SECURITY EQUIPMENT GMBH	Clothing of textile materials	30,269.00
Germany	NOWAR SECURITY EQUIPMENT GMBH	Crowd control equipment	46,655.00
Germany	KAERCHER FUTURETECH GMBH	Decanting, distilling, evaporating, extracting, filtering equipment etc.	150,368.73
Germany	BARCO CONTROL ROOMS GMBH	Equipment and accessories for connecting edp equipment intonetworks	142,364.01
Germany	NOWAR SECURITY EQUIPMENT GMBH	Firearms and ammunition	2,448,414.66
Germany	HECKLER & KOCH GMBH	Firearms and ammunition	248,460.00
Germany	NOWAR SECURITY EQUIPMENT	Firearms and ammunition	31,208.93
Germany	NOWAR SECURITY EQUIPMENT GMBH	Footwear, of rubber or plastics	36,643.00
Germany	FLEISCHHACKER	Furniture, medical, surgical or veterinary	67,788.96
Germany	FLEISCHACKER GMBH & CO., KG	Furniture, medical, surgical or veterinary	50,722.33
Germany	ALFRED KARCHER GMBH & CO.KG.	General purpose machinery, parts and accessories thereof	114,935.35
Germany	FLEISCHHACKER GMBH & CO. KG	Luggage, handbags and the like	101,689.56
Germany	SUPREME FOODSERVICE AG	Meat and edible offal, fresh, chilled or frozen n.e.c.	5,525,181.41
Germany	SUPREME FOODSERVICE GMBH	Meat and edible offal, fresh, chilled or frozen n.e.c.	1,492,933.88
Germany	FLEISCHHACKER GMBH & CO. KG	Mechano-therapy appliances, respiration apparatus etc.	1,337,830.30
Germany	FLEISCHHACKER, GMBH & CO., KG	Medical, surgical or dental instruments and appliances	100,625.36
Germany	FLEISCHHACKER GMBH & CO. KG	Medical, surgical or dental instruments and appliances	38,925.61
Germany	KASSBOHRER GELANDEFahrZEUG AG	Motor vehicle parts and accessories	46,378.00
Germany	MOTOROLA LIMITED	Optical input/output units, such as scanners, optical readers etc.	153,568.16
Germany	MOTOROLA,INC.	Optical input/output units, such as scanners, optical readers etc.	47,560.44
Germany	SUPREME FOODSERVICE GMBH	Packing and sealing articles of plastics	14,671,400.15
Germany	BRAHLER ICS AG	Recording and reproducing apparatus, for sound and video	44,240.00
Germany	HECKLER & KOCH GMBH	Safety clothing and headgear; other headgear of rubber or plastics	165,069.33
Germany	SUPREME FOODSERVICE GMBH	Waters, not sweetened	281,133.71
Germany	FLEISCHHACKER	X-ray or alpha, beta or gamma radiation apparatus, medical and surgical	46,216.62
Ghana	SPARKLING OASIS CO. LTD	Motor vehicle parts and accessories	36,530.00
Ghana	INGRID PRESTIGE LIMITED	Security equipment, special purpose	52,003.41
Guinea-Bissau	PETROMAR - SOCIEDADE DE ABASTECIMENTOS PETROLIFEROS, LDA	Fuel oils, n.e.c.	189,398.60
Guinea-Bissau	PETROMAR - SOCIEDADE DE ABASTECIMENTOS PETROLIFEROS, LDA	Lubricating preparations	63,284.13
Haiti	SODEC INTERNATIONAL	Air conditioning, cold chain and refrigerating equipment	36,054.00
Haiti	DG'S INTERNATIONAL	Angles, shapes and sections, of iron or non-alloy steel	66,098.34
Haiti	GIGATECH	Bars and rods of iron or steel, hot rolled	372,601.50
Haiti	ADDITEC, S.A.	Bars and rods of iron or steel, hot rolled	319,245.00
Haiti	L.V.M. & ASSOCIATES	Bars and rods of iron or steel, hot rolled	57,630.00
Haiti	FAVEUR DE DIEU MATERIAUX DE CONSTRUCTION	Bars and rods of iron or steel, hot rolled	47,722.00
Haiti	FRITZNER COMPANY S.A.	Bars and rods of iron or steel, hot rolled	31,130.00
Haiti	MEDIA & COMMUNICATION (MEDIACOM)	Clothing of textile materials	72,000.00
Haiti	CIMENTERIE NATIONALE S.E.M. (CINA)	Domestic metal products	610,000.00
Haiti	A & D CONSTRUCTIONS	Domestic metal products	144,500.00
Haiti	MAISON MAX LAROCHE	Domestic metal products	58,250.00
Haiti	TOTAL HAITI S.A.	Gas oils (diesel oil)	6,581,000.00
Haiti	DISTRIBUTEURS NATIONAUX S.A.(DINASA)	Lubricating preparations	418,130.28
Haiti	HAYTIAN TRACTOR AND EQUIPMENT CO S.A. (HAYTRAC)	Lubricating preparations	171,194.04
Haiti	PHIFA	Lubricating preparations	51,450.00
Haiti	MEDIA & COMMUNICATION (MEDIACOM)	Luggage, handbags and the like	59,250.00
Haiti	DISTRIBUTEURS NATIONAUX S.A.(DINASA)	Motor spirit (gasoline), including aviation spirit	3,100,000.00
Haiti	SEILA KENNELS	Motor spirit (gasoline), including aviation spirit	48,000.00
Haiti	ECO-MAINTENANCE S.A.	Regulating instruments; mechanical property testing appliances	34,560.00
Haiti	MAISON MAX LAROCHE	Sands	69,925.00
Haiti	ADDITEC, S.A.	Sands	48,000.00
Haiti	JETEC CONSTRUCTION	Sands	31,900.00
Haiti	PISCES CONSTRUCTION	Structural components, prefabricated, of cement or concrete	38,340.00
Haiti	MEDIA & COMMUNICATION (MEDIACOM)	Telecommunication equipment, parts and accessories thereof	306,100.00
Haiti	RENAISSANCE FILMS INC.	Telecommunication equipment, parts and accessories thereof	217,864.80
Haiti	UNIVERSAL MOTORS S. A	Tyres, pneumatic new, inner tubes, solid or cushion tyres, etc.	263,100.00
Haiti	CULLIGAN - CARIBBEAN BOTTLING COMPANY S.A.	Waters, not sweetened	133,820.45
Haiti	HAITI HYDRAULIQUE ORGANISATION S.A.	Waters, not sweetened	35,700.00
India	BCS SWITCHGEAR INDUSTRIES	Angles, shapes and sections, of iron or non-alloy steel	106,125.00
India	BCS SWITCHGEARS INDUSTRIES	Bars and rods of iron or steel, hot rolled	279,845.50
India	BCS SWITCHGEAR INDUSTRIES	Electricity distribution or control apparatus, parts and accessories thereof	63,550.00
India	TRANS-IMAGE CORPORATION	Equipment and accessories for connecting edp equipment intonetworks	42,515.00
India	BCS SWITCHGEAR INDUSTRIES	Furniture, office, other than chairs	282,660.00
India	ALI MOHAMMAD BABA & SONS	Transformers, electrical	34,008.61
Iraq	AISG, INC	Containers of iron, steel or aluminium	75,062.00
Iraq	DALO CONSTRUCTION COMPANY	Electric motors, generators and the like	284,240.00
Iraq	AL SAMI GENERAL TRADE COMPANY LTD.	Firearms and ammunition	120,700.00
Iraq	THURAYA AL KHALEEJ	Fuel oils, n.e.c.	1,011,600.00
Iraq	ALHARITH PALACE COMPANY FOR GENERAL TRADE AND CONTRACTS	Fuel oils, n.e.c.	847,275.00
Iraq	ERBIL FUEL DISTRIBUTION DIRECTORY	Fuel oils, n.e.c.	164,102.56
Iraq	ALHARITH PALACE COMPANY FOR GENERAL TRADE AND CONTRACTS	Furniture, domestic	60,940.00
Iraq	DUBAI CO. LTD. FOR GENERAL CONTRACTING	Insulated wire and cable; optical fibre cables	56,550.00
Iraq	AMER COMPANY FOR CONSTRUCTION CONTRACTS & TRANSPORTATION LTD.	Motor spirit (gasoline), including aviation spirit	36,930.00
Iraq	HILAL MEARY AND PARTNERS COMPANY FOR CONTRACTORS	Paper and paperboard products, other	31,742.00
Iraq	AHMED JASSIM PRESAM OFFICE	Protection devices for edp equipment	37,625.00
Iraq	USAID-IRAQ	Recording and reproducing apparatus, for sound and video	200,570.12
Iraq	MISSAN ENGINEERING & CONTRACTING CO., LTD.	Safety equipment	363,000.00
Iraq	DUBAI CO. LTD. FOR GENERAL CONTRACTING	Seats and chairs	43,950.00
Iraq	SUKHTIAN INDUSTRIAL TRADING COMPANY	Security equipment, special purpose	382,340.00
Iraq	AL SAMI GENERAL TRADE COMPANY LTD.	Security equipment, special purpose	108,800.00
Iraq	KAR FOR CONTRACTING PROJECTS, ENGINEERING CONSULTANCY AND PRIVATE GUARDING SERVICES, LTD.	Waters, not sweetened	254,916.48
Iraq	AL SAMI GENERAL TRADE COMPANY LTD.	Waters, not sweetened	33,800.00
Ireland	MMI GROUP LTD.	Clothing of textile materials	248,000.00
Ireland	GLOBAL ARMOUR LIMITED	Crowd control equipment	476,900.00
Ireland	FG WILSON (ENGINEERING) LTD.	Electric motors, generators and the like	1,082,015.76
Ireland	FG WILSON ENGINEERING LTD	Electric motors, generators and the like	98,765.58
Ireland	M.M.I. GROUP LTD.	Metal goods n.e.c.	274,611.03
Ireland	MMI GROUP LTD.	Metal goods n.e.c.	240,793.11
Ireland	MMI GROUP LTD	Metal goods n.e.c.	189,065.44
Israel	DISTRICT BAKERY	Bread, other, and bakers' wares, other	53,982.30
Israel	LADM LIMITED	Brushes	119,805.20
Israel	ODIS FILTERING LTD	Carboxylic acids and their anhydrides, halides, peroxides and peroxyacids	139,953.68
Israel	ODIS FILTERING LTD	Disinfectants	218,975.50
Israel	LAN-LEE INTERNATIONAL LTD.	Domestic metal products	108,106.15
Israel	TNUVA LTD	Eggs, birds' in shell	30,386.74
Israel	ODIS FILTERING LTD	Electrical equipment n.e.c.	152,545.00
Israel	TENDERS SYSTEM	Electricity distribution or control apparatus	158,170.00
Israel	E-DRIVE TECHNOLOGY LTD.	Electronic components, parts and accessories thereof	145,200.00
Israel	JOHN BRYCE TRAINING LTD.	Equipment and accessories for connecting edp equipment intonetworks	48,037.50
Israel	ODIS FILTERING LTD	Filtering and purifying equipment	1,225,388.60
Israel	ODIS FILTERING LTD.	Filtering and purifying equipment	53,489.35
Israel	ISRAEL ENGINEERS & TRAILERS CO. LTD.	Forklift trucks and other works trucks	107,371.79
Israel	ATARA LTD	Fruit, other, fresh	193,600.00
Israel	DELEK -ISRAEL FUEL CORPORATION LTD.	Fuel oils, n.e.c.	143,979.99
Israel	L. A. D. M. AGENCIES LTD.	Furniture, domestic	324,500.00
Israel	PAZ OIL COMPANY LTD.	Gas oils (diesel oil)	138,893.13
Israel	E-DRIVE TECHNOLOGY LTD.	Hand tools (including glaziers diamonds) n.e.c.	117,308.00
Israel	ODIS FILTERING LTD	Insulated wire and cable; optical fibre cables	136,906.49
Israel	CLASSICA INTERNATIONAL LTD.	Insulated wire and cable; optical fibre cables	135,912.68
Israel	WISE-TECH LTD.	Measuring, checking and testing appliances n.e.c.	31,148.00
Israel	E-DRIVE TECHNOLOGY LTD.	Motor vehicle parts and accessories	355,419.00
Israel	E-DRIVE TECHNOLOGY LTD	Motor vehicle parts and accessories	169,757.30
Israel	CLASSICA INTERNATIONAL LTD.	Paints and varnishes (including enamels and lacquers) and related products	122,181.00
Israel	LAN-LEE INTERNATIONAL LTD	Protection devices for edp equipment	186,529.33
UN-PD Continued			

Major Orders for Goods Placed by Agency During 2011 (Orders of \$30,000 or more)

AGENCY			PO Value
Location of Supplier	Name of Supplier	Description of Goods	USD
Israel	GAMATRONIC ELECTRONIC INDUSTRY	Radio-broadcasting, reception apparatus, parts and accessories thereof	46,823.40
Israel	LAN-LEE INTERNATIONAL LTD	Sampling equipment, water purification and histology equipment, laboratory	472,763.01
Israel	MIFRAM LIMITED	Security and safety equipment	269,720.00
Israel	MIFRAM LIMITED	Security equipment and supplies n.e.c.	55,785.00
Israel	LAN LEE INTERNATIONAL LTD.	Sound or visual signalling apparatus, electric, other	59,673.00
Israel	LAN-LEE INTERNATIONAL LTD.	Stoppers, caps, lids and other metal packing accessories; wire and wire products	137,690.00
Israel	LAN-LEE INTERNATIONAL LTD.	Telecommunication equipment, parts and accessories thereof	179,645.85
Israel	C.M.C COMPUTER MEDIA CENTER LTD.	Telephone equipment	77,401.00
Israel	MIFRAM LIMITED	Trailers and semi-trailers; containers	1,013,112.50
Israel	ODIS FILTERING LTD	Tubes, pipes and hoses, and fittings therefor, of plastics	176,490.80
Italy	INTERTRADE INTERNATIONAL SERVICES	Air conditioning, cold chain and refrigerating equipment	683,817.70
Italy	INTERTRADE INTERNATIONAL SERVICES S.R.L.	Air conditioning, cold chain and refrigerating equipment	176,112.00
Italy	ERRECI S.R.L.	Air conditioning, cold chain and refrigerating equipment	86,612.80
Italy	LM IMPIANTI DI LAERA MARIO SECONDO	Air conditioning, cold chain and refrigerating equipment	63,833.56
Italy	INTERTRADE INTERNATIONAL SERVICES S.R.L.	Bars and rods of iron or steel, hot rolled	248,656.35
Italy	INTERTRADE INTERNATIONAL SERVICES SRL	Bars and rods of iron or steel, hot rolled	56,213.82
Italy	A. BELLOMI S.R.L.	Binders, folders and file covers	317,912.19
Italy	INTERTRADE INTERNATIONAL SERVICES S.R.L.	Binders, folders and file covers	284,105.87
Italy	A. BELLOMI	Binders, folders and file covers	226,248.19
Italy	A. BELLOMI S.R.L.	Binders, folders and file covers	173,416.42
Italy	ERRECI S.R.L.	Blankets and travelling rugs	237,129.63
Italy	CORIMEC ITALIANA S.P.A.	Buildings, prefabricated for office, school, home or warehouse	5,835,621.21
Italy	CORIMEC ITALIANA S.P.A	Buildings, prefabricated for office, school, home or warehouse	626,615.16
Italy	DELEXPORT ITALIA	Buildings, prefabricated for office, school, home or warehouse	197,955.00
Italy	R.I. S.P.A.	Buildings, prefabricated for office, school, home or warehouse	135,758.21
Italy	CORIMEC ITALIANA SPA	Buildings, prefabricated for office, school, home or warehouse	117,824.56
Italy	INTERTRADE INTERNATIONAL SERVICES	Calculating machines and similar calculating devices	49,749.84
Italy	ERRECI S.R.L.	Camping equipment	35,876.67
Italy	INTERTRADE INTERNATIONAL SERVICES S.R.L.	Clothing of textile materials	136,210.00
Italy	GIUSEPPE VETRUGNO AMBIENTE SRL	Construction goods, ceramic, other	54,226.32
Italy	EDILCERAMICHE DI RUGGIERO LUIGI	Construction goods, ceramic, other	42,918.45
Italy	EURO MEC SRL	Construction materials of plastic; containers of plastic	249,444.44
Italy	INTERTRADE INTERNATIONAL SERVICES	Construction materials of plastic; containers of plastic	53,104.00
Italy	CORIMEC ITALIANA S.P.A	Containers for compressed or liquefied gas, or atomic energy purposes	30,164.44
Italy	AMA SPA	Containers of iron, steel or aluminium	284,615.38
Italy	INTERTRADE INTERNATIONAL SERVICES SRL	Containers of iron, steel or aluminium	56,675.63
Italy	INTERTRADE INTERNATIONAL SERVICES	Containers of iron, steel or aluminium	37,133.41
Italy	EURO MEC SRL	Decanting, distilling, evaporating, extracting, filtering equipment etc.	842,995.56
Italy	INTERTRADE INTERNATIONAL SERVICES S.R.L.	Detergents, perfumes and washing preparations	43,462.68
Italy	AGMIN ITALY S.R.L.	Domestic appliances other than cooling and heating equipment	202,238.87
Italy	ERRECI S. R.L.	Domestic appliances other than cooling and heating equipment	52,888.89
Italy	INTERTRADE INTERNATIONAL SERVICES;S.R.L	Domestic cooking and heating equipment	106,642.12
Italy	DELEXPORT ITALIA S.R.L.	Domestic cooking and heating equipment	89,108.91
Italy	ERRECI S.R.L.	Domestic metal products	63,171.62
Italy	INTERTRADE INTERNATIONAL SERVICES	Domestic metal products	57,341.31
Italy	INTERTRADE INTERNATIONAL SERVICES SRL	Domestic metal products	53,048.28
Italy	INTERTRADE INTERNATIONAL SERVICES S.R.L.	Domestic metal products	50,027.81
Italy	INTERTRADE INTERNATIONAL SERVICES S.R.L.	Electric motors, generators and the like	468,600.00
Italy	INTERTRADE INTERNATIONAL SERVICES (IIS)	Electric motors, generators and the like	153,794.30
Italy	INTERTRADE INTERNATIONAL SERVICES	Electric motors, generators and the like	88,647.26
Italy	COELMO SRL	Electric motors, generators and the like	85,652.00
Italy	JAS S.P.A - FORWARDING WORLDWIDE	Electric motors, generators and the like	45,275.00
Italy	COELMO SRL	Electric motors, generators and transformers, parts thereof	809,422.34
Italy	INTERTRADE INTERNATIONAL SERVICES S.R.L.	Electric motors, generators and transformers, parts thereof	426,166.16
Italy	INTERTRADE INTERNATIONAL SERVICES (IIS)	Electric motors, generators and transformers, parts thereof	298,107.44
Italy	INTERTRADE INTERNATIONAL SERVICES	Electric motors, generators and transformers, parts thereof	212,972.90
Italy	COELMO S.R.L	Electric motors, generators and transformers, parts thereof	163,247.38
Italy	CO.EL.MO. S.R.L.	Electric motors, generators and transformers, parts thereof	35,968.55
Italy	INTERTRADE INTERNATIONAL SERVICES SRL	Electric motors, generators and transformers, parts thereof	33,582.36
Italy	IMIEL A&G SRL	Electrical equipment, parts and accessories thereof	47,925.61
Italy	DELEXPORT ITALIA	Electricity distribution or control apparatus	296,322.49
Italy	INTERTRADE INTERNATIONAL SERVICES SRL	Electricity distribution or control apparatus	46,529.50
Italy	INTERTRADE INTERNATIONAL SERVICES S.R.L.	Electricity distribution or control apparatus, parts and accessories thereof	212,602.70
Italy	ELETTRONICA COMPONENTI S.R.L.	Electronic components, parts and accessories thereof	85,836.91
Italy	IMIEL A&G SRL	Electronic components, parts and accessories thereof	32,904.15
Italy	INTERTRADE INTERNATIONAL SERVICES;S.R.L	Engines and motors, hydraulic and pneumatic power	334,443.99
Italy	COELMO S.R.L.	Engines and motors, hydraulic and pneumatic power	43,156.68
Italy	EURO MEC SRL	Engines and turbines, parts thereof	119,479.49
Italy	AMA SPA	Engines, internal combustion, other than for motor vehicles and aircraft	147,581.20
Italy	EMC COMPUTER SYSTEMS ITALIA SPA	Equipment and accessories for connecting edp equipment in tonetworks	606,907.00
Italy	SOFTWAY SRL	Expendables for use with edp equipment	95,680.52
Italy	INTERTRADE INTERNATIONAL SERVICES	Expendables for use with edp equipment	40,310.44
Italy	INTERTRADE INTERNATIONAL SERVICES (IIS)	Fabrics, cotton for clothing	44,937.61
Italy	EURO MEC S. R. L.	Filtering and purifying equipment	2,302,477.78
Italy	EUROMECC SRL	Filtering and purifying equipment	849,937.95
Italy	INTERTRADE INTERNATIONAL SERVICES S.R.L.	Forklift trucks and other works trucks	58,231.19
Italy	AGMIN ITALY S.R.L.	Furniture, domestic	294,364.80
Italy	ERRECI SRL	Furniture, domestic	242,550.29
Italy	ERRECI S.R.L.	Furniture, domestic	96,809.86
Italy	ERRECI S.R.L.	Furniture, domestic	75,125.19
Italy	INTERTRADE INTERNATIONAL SERVICES S.R.L.	Furniture, domestic	60,898.00
Italy	JAS FORWARDING WORLDWIDE SPA	Furniture, domestic	59,529.00
Italy	ERRECI S. R.L.	Furniture, domestic	44,996.15
Italy	ELECTROLUX PROFESSIONAL SPA	Furniture, kitchen	38,695.52
Italy	ERRECI S.R.L.	Furniture, office, other than chairs	975,857.15
Italy	ERRECI SRL	Furniture, office, other than chairs	775,433.27
Italy	ERRECI S. R.L.	Furniture, office, other than chairs	153,326.67
Italy	ERRECI S.R.L.	Furniture, office, other than chairs	123,453.30
Italy	ERRECI S. R.L.	Furniture, other, n.e.c.	677,619.53
Italy	ELPACK S.R.L.	Furniture, other, n.e.c.	99,427.92
Italy	CORIMEC ITALIANA SPA	Furniture, other, n.e.c.	84,615.38
Italy	INTERTRADE INTERNATIONAL SERVICES SRL	Furniture, workshop, shop etc.	31,509.49
Italy	INTERTRADE INTERNATIONAL SERVICES S.R.L.	General purpose machinery, parts and accessories thereof	119,255.30
Italy	INTERTRADE INT'L SERVICES S.R.L.	Gymnasium or athletics articles and equipment	96,003.52
Italy	INTERTRADE INTERNATIONAL SERVICES	Hand tools (including glaziers diamonds) n.e.c.	70,472.79
Italy	INTERTRADE INTERNATIONAL SERVICES (IIS)	Hydrocarbons and their halogenated, sulphonated or nitrosated derivatives	45,832.42
Italy	INTERTRADE INTERNATIONAL SERVICES	Industrial catering equipment	142,373.92
Italy	INTERTRADE INTERNATIONAL SERVICES S.R.L.	Industrial catering equipment	45,354.58
Italy	INTERTRADE INTERNATIONAL SERVICES SRL	Industrial catering equipment	31,363.30
Italy	INTERTRADE INTERNATIONAL SERVICES S.R.L.	Insulated wire and cable; optical fibre cables	98,339.10
Italy	EMILIANA SERBATOI SRL	Iron and steel metallurgy, primary materials thereof	287,487.18
Italy	INTERTRADE INTERNATIONAL SERVICES S.R.L.	Ironmongry	282,689.45
Italy	INTERTRADE INTERNATIONAL SERVICES (IIS)	Laboratory glassware	50,498.58
Italy	INTERTRADE INTERNATIONAL SERVICES (IIS)	Lamps, electric filament or discharge; arc lamps	38,761.54
Italy	INTERTRADE INTERNATIONAL SERVICES;S.R.L	Lighting equipment	61,560.00
Italy	INTERTRADE INTERNATIONAL SERVICES (IIS)	Lighting equipment	54,893.10
Italy	ERRECI S.R.L	Linen, household	101,969.82
Italy	ERRECI S.R.L.	Linen, household	40,280.00
Italy	INTERTRADE INTERNATIONAL SERVICES S.R.L.	Measuring, checking and testing appliances n.e.c.	50,867.00
Italy	INTERTRADE INTERNATIONAL SERVICES	Metal cutting machine tools	80,392.38
Italy	INTERTRADE INTERNATIONAL SERVICES S.R.L.	Metal goods n.e.c.	267,807.84
Italy	CORIMEC ITALIANA S.P.A	Metal goods n.e.c.	215,541.84
Italy	INTERTRADE INTERNATIONAL SERVICES	Metal goods n.e.c.	56,738.77
Italy	LIMONGELLI SRL	Metal goods n.e.c.	35,765.38
Italy	INTERTRADE INTERNATIONAL SERVICES;S.R.L	Microphones, loudspeakers, headphones, earphones, amplifiers	45,762.50
Italy	INTERTRADE INTERNATIONAL SERVICES SRL	Mini-computers	36,909.68
Italy	INTERTRADE INTERNATIONAL SERVICES S.R.L.	Modelling pastes, dental plaster preps., laboratory reagents etc.	47,577.25
Italy	GRUPPO CADINI SRL	Motor spirit (gasoline), including aviation spirit	31,183.00
Italy	INTERTRADE INTERNATIONAL SERVICES;S.R.L	Motor vehicle parts and accessories	47,367.67
Italy	TEREX ITALIA S.R.L.	Motor vehicles and parts and accessories thereof	1,441,202.13

UN-PD Continued

Major Orders for Goods Placed by Agency During 2011 (Orders of \$30,000 or more)

AGENCY			PO Value
Location of Supplier	Name of Supplier	Description of Goods	USD
Italy	INTERTRADE INTERNATIONAL SERVICES;S.R.L	Office machines, other	34,257.70
Italy	INTERTRADE INTERNATIONAL SERVICES;S.R.L	Optical input/output units, such as scanners, optical readers etc.	61,433.42
Italy	INTERTRADE INTERNATIONAL SERVICES SRL	Paints and varnishes (including enamels and lacquers) and related products	82,745.64
Italy	ERRECI S.R.L.	Paper and paperboard products, other	52,113.37
Italy	A. BELLOMI S. R. L.	Paper of paperboard n.e.c., for printing or other graphic purpose	1,029,312.91
Italy	A. BELLOMI S.R.L	Paper of paperboard n.e.c., for printing or other graphic purpose	176,529.00
Italy	FAGIOLI S.P.A.	Paper of paperboard n.e.c., for printing or other graphic purpose	62,118.00
Italy	A BELLOMI S.R.L	Paper of paperboard n.e.c., for printing or other graphic purpose	41,449.89
Italy	INTERTRADE INTERNATIONAL SERVICES;S.R.L	Pc software, general	118,283.30
Italy	MAGELLANO SRL	Photocopying apparatus	55,492.96
Italy	BDB INFORMATICA DI BIANCO GIOVANNI	Photocopying apparatus	38,671.66
Italy	INTERTRADE INT'L SERVICES S.R.L.	Photocopying apparatus	31,538.42
Italy	R.I. S.P.A.	Plastic articles n.e.c.	576,980.06
Italy	A. BELLOMI	Primary cells and primary batteries	69,301.65
Italy	INTERTRADE INTERNATIONAL SERVICES SRL	Primary cells and primary batteries	40,935.00
Italy	PUBLIMAX SNC	Printing and bookbinding equipment	66,000.00
Italy	INTERTRADE INTERNATIONAL SERVICES SRL	Printing and plotting devices for edp equipment	94,747.75
Italy	INTERTRADE INTERNATIONAL SERVICES S.R.L.	Printing and plotting devices for edp equipment	66,285.30
Italy	INTERTRADE INTERNATIONAL SERVICES	Printing and plotting devices for edp equipment	54,205.30
Italy	INTERTRADE INTERNATIONAL SERVICES	Protection devices for edp equipment	212,018.52
Italy	EUROMECC SRL	Pumps, compressors, valves, etc., parts thereof	411,201.04
Italy	EURO MEC SRL	Pumps, compressors, valves, etc., parts thereof	195,670.78
Italy	AMA SPA - ITALY	Pumps, compressors, valves, etc., parts thereof	74,704.40
Italy	INTERTRADE INTERNATIONAL SERVICES (IIS)	Pumps, compressors, valves, etc., parts thereof	43,728.65
Italy	EURO MEC S. R. L.	Pumps, water	1,447,934.47
Italy	EURO MEC S.R.L	Pumps, water	194,268.26
Italy	EUROMECC SRL	Pumps, water	98,508.61
Italy	INTERTRADE INTERNATIONAL SERVICES (IIS)	Pumps, water	37,948.72
Italy	A. BELLOMI S.R.L.	Punch card or paper tape readers or punchers	43,050.80
Italy	INTERTRADE INTERNATIONAL SERVICES S.R.L.	Radio broadcast and television receivers	720,751.49
Italy	LET IT SHINE SRL	Radio broadcast and television receivers	49,249.66
Italy	INTERTRADE INTERNATIONAL SERVICES (IIS)	Radio or television transmission apparatus, parts and accessories thereof	35,691.65
Italy	VRM ITALIA S.P.A.	Recording and reproducing apparatus, for sound and video	61,176.64
Italy	A. BELLOMI S.R.L.	Registers, account books, note books, order books etc.	471,289.56
Italy	LIMONGELLI SRL	Safety clothing and headgear; other headgear of rubber or plastics	37,978.11
Italy	INTERTRADE INTERNATIONAL SERVICES S.R.L.	Safety equipment	60,391.40
Italy	A.BELLOMI S.R.L.	Safety equipment	44,360.99
Italy	INTERTRADE INTERNATIONAL SERVICES SRL	Sampling equipment, water purification and histology equipment, laboratory	221,263.08
Italy	INTERTRADE INTERNATIONAL SERVICES S.R.L.	Satellite communication systems	92,682.40
Italy	ERRECI S.R.L.	Seats and chairs	961,014.93
Italy	ERRECI SRL	Seats and chairs	87,479.56
Italy	INTERTRADE INTERNATIONAL SERVICES;S.R.L	Security equipment, special purpose	58,048.20
Italy	INTERTRADE INTERNATIONAL SERVICES S.R.L.	Security equipment, special purpose	38,793.30
Italy	INTERTRADE INTERNATIONAL SERVICES	Security printing, finished articles	42,103.86
Italy	BG & PARTNERS SRL	Software licences	40,190.24
Italy	INTERTRADE INTERNATIONAL SERVICES S.R.L.	Soldering, brazing or welding machinery and apparatus	126,837.61
Italy	ERRECI S.R.L.	Sports or outdoor games, articles and equipment therefor, other	32,727.20
Italy	A. BELLOMI S.R.L.	Stationery articles n.e.c.	595,369.84
Italy	A. BELLOMI S.R.L	Stationery articles n.e.c.	450,954.10
Italy	A.BELLOMI S.R.L.	Stationery articles n.e.c.	156,373.03
Italy	A. BELLOMI	Stationery articles n.e.c.	83,312.45
Italy	A. BELLOMI SRL	Stationery of paper or paperboard	45,417.14
Italy	EUROMECC SRL	Sterilizers, medical, surgical or laboratory	178,106.67
Italy	INTERTRADE INTERNATIONAL SERVICES S.R.L.	Stoppers, caps, lids and other metal packing accessories; wire and wire products	2,514,470.45
Italy	INTERTRADE INTERNATIONAL SERVICES	Stoppers, caps, lids and other metal packing accessories; wire and wire products	1,250,700.55
Italy	INTERTRADE INTERNATIONAL SERVICES (IIS)	Stoppers, caps, lids and other metal packing accessories; wire and wire products	255,708.60
Italy	EUROMECC SRL	Stoppers, caps, lids and other metal packing accessories; wire and wire products	76,267.05
Italy	R.I. S.P.A.	Structural components, prefabricated, of cement or concrete	352,684.51
Italy	INTERTRADE INTERNATIONAL SERVICES S.R.L.	Structural components, prefabricated, of cement or concrete	34,494.09
Italy	INTERTRADE INTERNATIONAL SERVICES S.R.L.	Telecommunication equipment, parts and accessories thereof	93,954.42
Italy	INTERTRADE INTERNATIONAL SERVICES S.R.L.	Telephone equipment	167,796.00
Italy	DB ELECTRONICA TELECOMUNICAZIONI SPA	Telephone equipment	112,003.26
Italy	INTERTRADE INTERNATIONAL SERVICES	Telephonic apparatus, other	91,539.55
Italy	INTERTRADE INTERNATIONAL SERVICES	Television receivers, parts thereof	184,181.05
Italy	ERRECI S. R.L.	Television receivers, parts thereof	41,496.00
Italy	INTERTRADE INTERNATIONAL SERVICES	Trailers and semi-trailers; containers	2,166,305.00
Italy	SICOM S.P.A.	Trailers and semi-trailers; containers	1,016,028.78
Italy	R.I. SPA	Trailers and semi-trailers; containers	895,641.20
Italy	SICOM SPA	Trailers and semi-trailers; containers	94,291.55
Italy	INTERTRADE INTERNATIONAL SERVICES S.R.L.	Trailers and semi-trailers; containers	92,182.00
Italy	NEW HOUSE S.P.A.	Trailers and semi-trailers; containers	57,546.67
Italy	CORIMEC ITALIANA S.P.A	Trailers and semi-trailers; containers	33,577.53
Italy	INTERTRADE INTERNATIONAL SERVICES (IIS)	Tubes, pipes and hoses, and fittings therefor, of plastics	39,509.02
Italy	INTERTRADE INTERNATIONAL SERVICES SRL	Vehicles n.e.c.	49,776.16
Japan	TOYOTA MOTOR CORPORATION	Motor vehicle parts and accessories	2,664,286.14
Japan	NISSAN TRADING CO. LTD	Motor vehicle parts and accessories	1,861,492.63
Japan	NISSAN TRADING CO. LTD.	Motor vehicle parts and accessories	848,966.27
Japan	NISSAN TRADING CO.LTD	Motor vehicle parts and accessories	69,008.76
Japan	NISSAN TRADING CO.,LTD.	Motor vehicle parts and accessories	33,201.59
Japan	NISSAN TRADING CO., LTD.	Motor vehicles and parts and accessories thereof	12,244,473.72
Japan	TOYOTA MOTOR CORPORATION	Motor vehicles and parts and accessories thereof	584,421.11
Japan	NISSAN TRADING CO., LTD.	Motor vehicles, passenger, other	1,146,791.62
Japan	NISSAN TRADING CO., LTD.	Vehicles n.e.c.	52,011.88
Jordan	NATIONAL EXPRESS	Fuel oils, n.e.c.	126,129.94
Jordan	JORDAN PETROLEUM REFINERY	Motor spirit (gasoline), including aviation spirit	264,000.00
Jordan	AMMAN WEST STORES	Pumps, water	35,078.67
Jordan	CASH COMMERCIAL INVESTMENT CO.,LTD(C.C.I)	Textile working machinery	253,746.36
Kenya	KINGSWAY TYRES LIMITED	Accumulators, electric	62,624.89
Kenya	METROLINE BUSINESS SOLUTIONS	Air conditioning, cold chain and refrigerating equipment	40,361.11
Kenya	CORONARY SUPPLIES LIMITED	Air conditioning, cold chain and refrigerating equipment	34,833.33
Kenya	KENSON AND COMPANY LIMITED	Angles, shapes and sections, of iron or non-alloy steel	54,750.00
Kenya	PROMED PHARMACEUTICALS LTD	Antitoxins/sera	59,771.77
Kenya	TOPPOINTT (K) LIMITED	Camping equipment	451,980.00
Kenya	TOPPOINTT (K) LIMITED	Components for telecommunication equipment	36,000.00
Kenya	ROTO MOULDER LTD	Containers of iron, steel or aluminium	31,512.47
Kenya	DWT EAST AFRICA LTD.	Crowd control equipment	114,218.50
Kenya	CIVICON LIMITED	Crowd control equipment	50,800.00
Kenya	ARTHUR MARCUS TRADING	Decanting, distilling, evaporating, extracting, filtering equipment etc.	34,887.50
Kenya	FREIGHT FORWARDERS (KENYA) LTD.	Derricks; cranes	38,385.00
Kenya	ANDREW GRIFFIN LTD	Domestic metal products	124,535.14
Kenya	PM ELECTRICAL & ENGINEERING LTD	Electric motors, generators and the like	120,468.15
Kenya	BLACKWOOD HODGE KENYA LIMITED	Electric motors, generators and transformers, parts thereof	34,455.88
Kenya	KENSON AND COMPANY LIMITED	Equipment and accessories for connecting edp equipment intonetworks	130,170.00
Kenya	ALLIED WHARFAGE LIMITED	Fuel oils, n.e.c.	170,252.27
Kenya	DHL GLOBAL FORWARDING KENYA LTD	Furniture, domestic	603,550.00
Kenya	ANDREW GRIFFIN LTD	Lifting, handling, loading or unloading machinery, other	35,469.95
Kenya	MARC INVESTMENTS	Motor vehicle parts and accessories	311,268.21
Kenya	JOCHAMU ENTERPRISES	Packing and sealing articles of plastics	97,500.00
Kenya	PERIMAX KENYA LIMITED	Paints and varnishes (including enamels and lacquers) and related products	109,143.28
Kenya	OFFICE 2000 PLUS LTD	Paper of paperboard n.e.c., for printing or other graphic purpose	34,881.27
Kenya	MOGADISHU STARS GENERAL TRADING CO LTD	Sacks and bags, of a kind used for the packing of goods	468,230.00
Kenya	KENYA FIRE APPLIANCES COMPANY LIMITED	Safety equipment	79,989.84
Kenya	JOLEMAC FIRE PROTECTION LTD	Safety equipment	30,408.56
Kenya	FREIGHT IN TIME LTD	Stoppers, caps, lids and other metal packing accessories; wire and wire products	37,121.00
Kenya	MOGADISHU STARS GENERAL TRADING CO LTD	Weighing equipment, micrometers, gauges etc.	61,558.10
Korea, Republic of	CARAVAN ENGINEERED STRUCTURES, INC.	Buildings, prefabricated for office, school, home or warehouse	660,500.00
Korea, Republic of	CARAVAN ENGINEERED STRUCTURES, INC	Camping equipment	598,500.00
Korea, Republic of	CARAVAN ENGINEERED STRUCTURE INC.	Camping equipment	84,000.00
Korea, Republic of	CARAVAN ENGINEERED STRUCTURES INC. (FORMERLY CARAVAN INT'L CO.)	Camping equipment	52,100.00

UN-PD Continued

Major Orders for Goods Placed by Agency During 2011 (Orders of \$30,000 or more)

AGENCY			PO Value
Location of Supplier	Name of Supplier	Description of Goods	USD
Korea, Republic of	CARAVAN ENGINEERED STRUCTURES, INC	Electric motors, generators and the like	1,040,450.00
Korea, Republic of	CARAVAN ENGINEERED STRUCTURES, INC.	Furniture, office, other than chairs	331,650.00
Korea, Republic of	CARAVAN ENGINEERED STRUCTURES, INC.	Insulated wire and cable; optical fibre cables	1,322,643.14
Korea, Republic of	CARAVAN ENGINEERED STRUCTURES, INC	Insulated wire and cable; optical fibre cables	198,026.54
Korea, Republic of	YOUYANG AIRPORT LIGHTING EQUIPMENT INC.	Lighting equipment	5,450,000.00
Korea, Republic of	CARAVAN ENGINEERED STRUCTURES, INC	Lighting equipment	88,060.00
Korea, Republic of	LONGBRIDGE, INC.	Telecommunication equipment, parts and accessories thereof	41,290.00
Kuwait	AGILITY DGS LOGISTICS SERVICES CO. KSC (C)	Food products, other	17,293,894.79
Kuwait	AGILITY DGS LOGISTICS SERVICES CO. KSC (C) (VENDOR SUSPENDED BY PD)	Food products, other	32,776.20
Kuwait	MC KINLEY GROUP INTERNATIONAL CO. W.L.L.	Forklift trucks and other works trucks	33,250.00
Kuwait	AGILITY DGS LOGISTICS SERVICES CO. KSC (C) (VENDOR SUSPENDED BY PD)	Furniture, domestic	14,423,770.05
Kuwait	ADVANCED FUTURE GROUP INTERNATIONAL GENERAL TRADING & CONTRACTING	Furniture, domestic	99,690.00
Kuwait	GULF CATERING COMPANY FOR GENERAL TRADE AND CONTRACTING W.L.L (TRADE NAME GCC SERVICES)	Insulated wire and cable; optical fibre cables	66,439.20
Kuwait	KUWAIT AVIATION FUELLING CO. (KAFCO)	Motor spirit (gasoline), including aviation spirit	287,822.88
Kuwait	GLOBAL INTERNATIONAL GENERAL TRADING & CONT. CO. W.L.L.	Security equipment, special purpose	177,915.00
Lebanon	CONSTRUCTION SERVICES COMPANY SARL *	Air conditioning, cold chain and refrigerating equipment	194,879.10
Lebanon	22 DEGREES SAL	Air conditioning, cold chain and refrigerating equipment	107,207.90
Lebanon	FARJALLAH TRADING COMPANY S.A.L.	Air conditioning, cold chain and refrigerating equipment	57,030.00
Lebanon	ABDUL MAGID DABBOUS TRADING EST.	Alternative energy systems; steam, hydraulic and gas turbines	179,299.26
Lebanon	A.M. DABBOUS	Alternative energy systems; steam, hydraulic and gas turbines	106,159.82
Lebanon	ASACO GENERAL TRADE & CONTRACTING	Alternative energy systems; steam, hydraulic and gas turbines	59,605.00
Lebanon	SULTAN STEEL SARL	Bars and rods of iron or steel, hot rolled	52,850.00
Lebanon	ALBINA SAL	Books, brochures, leaflets and similar printed matter	32,099.15
Lebanon	PARISSIS STEEL ENG. & CONT. CO. SARL	Bridges, bridge sections, towers and lattice masts, of iron or steel	48,600.00
Lebanon	PARISSIS STEEL ENG. & CONT. CO. SARL	Buildings, prefabricated for office, school, home or warehouse	204,950.00
Lebanon	HADDAD ENTERPRISES	Buildings, prefabricated for office, school, home or warehouse	30,000.00
Lebanon	Haidar Trading Est	Cements	60,355.00
Lebanon	CECOM-THE CORPORATED ENGINEERING CO. S.A.R.L.	Chemical elements, n.e.c.	31,672.00
Lebanon	VULCAN INTERNATIONAL OFFSHORE S.A.L	Clothing of textile materials	39,747.63
Lebanon	MEDIROPA COMPANY	Curtains and blinds	37,000.00
Lebanon	ASACO GENERAL TRADE & CONTRACTING	Domestic cooking and heating equipment	58,705.00
Lebanon	A.M. DABBOUS	Domestic metal products	41,240.00
Lebanon	ABDUL MAGID DABBOUS TRADING EST.	Electric motors, generators and the like	55,342.86
Lebanon	TECHNO DIESEL PARTS SARL	Electric motors, generators and transformers, parts thereof	73,174.00
Lebanon	POWER INDUSTRIAL MACHINERY CO. (PIMCO)	Electric motors, generators and transformers, parts thereof	57,000.00
Lebanon	MULTIPARTS TRADING & SUPPLY S.A.R.L.	Electric motors, generators and transformers, parts thereof	55,203.26
Lebanon	MULTIPARTS TRADING & SUPPLY S.A.R.L.*	Electric motors, generators and transformers, parts thereof	52,561.00
Lebanon	A.M. DABBOUS	Electricity distribution or control apparatus	70,148.15
Lebanon	SIMON ELECTRIC CENTER SARL	Electricity distribution or control apparatus, parts and accessories thereof	78,804.90
Lebanon	ASACO GENERAL TRADE & CONTRACTING	Electronic components, parts and accessories thereof	360,500.00
Lebanon	SLEEP COMFORT LIBAN S.A.L.	Furniture, office, other than chairs	35,197.00
Lebanon	MEDITERRANEAN OIL SHIPPING & TRANSPORT COMPANY (MEDCO). S.A.L.	Gas oils (diesel oil)	22,849,813.22
Lebanon	OCTAGON INVEST. SARL	Glass, unworked, flat glass and pressed or moulded glass for construction	30,160.00
Lebanon	CLASS SPORT	Gymnasium or athletics articles and equipment	31,966.00
Lebanon	STE. OMEGA TOUFIC ABOU KHALIL & CO.	Industrial catering equipment	111,508.55
Lebanon	HICE (HOSPITALITY IND. CATERING EQUIP) SARL	Industrial catering equipment	41,450.00
Lebanon	ABDUL MAGID DABBOUS TRADING EST.	Insulated wire and cable; optical fibre cables	704,840.00
Lebanon	SULTAN STEEL SARL	Iron and steel metallurgy, primary materials thereof	110,655.00
Lebanon	MEDITERRANEAN OIL SHIPPING & TRANSPORT COMPANY (MEDCO). S.A.L.	Lubricating preparations	518,547.03
Lebanon	LEBECO S.A.L. LEBANESE EUROPEAN COMPANY FOR COMMERCE & INDUSTRY	Metal goods n.e.c.	34,883.72
Lebanon	A.M. DABBOUS	Mini-computers	32,100.00
Lebanon	DAHER FOR CONTRACTING	Mortars and concretes, non-refractory	199,540.00
Lebanon	MEDITERRANEAN OIL SHIPPING & TRANSPORT COMPANY (MEDCO). S.A.L.	Motor spirit (gasoline), including aviation spirit	137,897.37
Lebanon	MEDCO	Motor spirit (gasoline), including aviation spirit	30,480.00
Lebanon	MOUSSA EST. FOR GENERAL TRADING	Motor vehicle parts and accessories	34,000.00
Lebanon	TINOL PAINTS INTERNATIONAL CO. SARL	Paints and varnishes (including enamels and lacquers) and related products	38,025.75
Lebanon	SIMA INT'L SARL	Paper of paperboard n.e.c., for printing or other graphic purpose	63,750.00
Lebanon	IMAGE SYSTEMS S.A.L.	Photocopying apparatus	44,400.00
Lebanon	SIDACO S.A.L.	Propane and butane, liquefied	329,862.53
Lebanon	Haidar Trading Est	Sands	531,859.65
Lebanon	VENT NOUVEAU SAL	Seats and chairs	30,700.00
Lebanon	SIMA INT'L SARL	Structures, other, and sections of iron, steel or aluminium	57,350.00
Lebanon	MECANIX SHOPS SARL	Tableware, kitchenware, other household articles and toilet articles, ceramic	38,500.00
Lebanon	A.M. DABBOUS	Telecommunication equipment, other	60,320.00
Lebanon	ASACO GENERAL TRADE & CONTRACTING	Telecommunication equipment, other	39,200.00
Lebanon	ABDUL MAGID DABBOUS TRADING EST.	Telecommunication equipment, parts and accessories thereof	285,334.24
Lebanon	CELLULAR POWER	Telephone equipment	56,318.20
Lebanon	ASACO GENERAL TRADE & CONTRACTING	Transformers, electrical	317,861.04
Lebanon	A.M. DABBOUS	Tubes, pipes and hoses, and fittings therefor, of plastics	55,060.00
Lebanon	MECANIX SHOPS SARL	Vehicles n.e.c.	70,183.00
Lebanon	RIM NATURAL SPRING MINERAL WATER S.A.L.	Waters, not sweetened	111,650.00
Lebanon	ENGINEER MAROUN ASSAF ESTABLISHMENT	Wood for joinery and carpentry, other	64,943.00
Liberia	SETHI BROTHERS INC.	Angles, shapes and sections, of iron or non-alloy steel	88,176.00
Liberia	SETHI BROTHERS INC.	Bars and rods of iron or steel, hot rolled	189,720.00
Liberia	SETHI BROTHERS INC.	Brushes	60,687.50
Liberia	CEMENCO	Cements	227,663.40
Liberia	C.C.O. BUSINESS INC.	Clothing of textile materials	35,000.00
Liberia	MATELCO INC.	Construction materials of plastic; containers of plastic	97,700.00
Liberia	SETHI BROTHERS INC.	Construction materials of plastic; containers of plastic	50,750.00
Liberia	TOTAL LIBERIA INC.	Domestic appliances other than cooling and heating equipment	35,000.00
Liberia	TOTAL LIBERIA INC.	Gas oils (diesel oil)	12,487,440.17
Liberia	H & A CORPORATION - (FORMERLY - H & A ENTERPRISES)	Hydrocarbons and their halogenated, sulphonated or nitrosated derivatives	235,166.50
Liberia	TOTAL LIBERIA INC.	Lubricating preparations	747,675.00
Liberia	BASHIR BUSINESS CENTER INC	Lubricating preparations	110,690.00
Liberia	TOTAL LIBERIA INC.	Motor spirit (gasoline), including aviation spirit	13,140,808.00
Liberia	NO LEMON LIBERIA, INC.	Motor vehicle parts and accessories	105,000.00
Liberia	REELIN (LIBERIA) INC.	Motor vehicle parts and accessories	93,500.00
Liberia	MATELCO INC.	Paints and varnishes (including enamels and lacquers) and related products	140,234.35
Liberia	KIASON GENERAL CONSTRUCTION CONTRACTORS	Paints and varnishes (including enamels and lacquers) and related products	127,900.00
Liberia	KIASON GENERAL CONSTRUCTION CONTRACTORS	Pebbles, gravel, broken or crushed stone, macadam etc.	259,600.00
Liberia	U-SURDYS RESOURCES INC.	Pebbles, gravel, broken or crushed stone, macadam etc.	33,332.50
Liberia	KIASON GENERAL CONSTRUCTION CONTRACTORS	Plywood	107,875.00
Liberia	MATELCO INC.	Pumps, compressors, valves, etc., parts thereof	76,951.57
Liberia	SETHI BROTHERS INC.	Pumps, compressors, valves, etc., parts thereof	43,811.70
Liberia	MATELCO INC.	Pumps, water	57,260.17
Liberia	U-SURDYS RESOURCES INC.	Sands	66,000.00
Liberia	KIASON GENERAL CONSTRUCTION CONTRACTORS	Sands	56,550.00
Liberia	YOUNKAN CONTRACTORS INC.	Structural components, prefabricated, of cement or concrete	58,685.00
Liberia	ST. UMAH INTERNATIONAL SERVICES /COMPANY (SUISCO)	Structural components, prefabricated, of cement or concrete	37,945.60
Liberia	SETHI BROTHERS INC.	Structures, other, and sections of iron, steel or aluminium	160,000.00
Liberia	SETHI BROTHERS INC.	Tiles, flagstones, bricks etc. of cement, concrete or artificial stone	63,750.00
Liberia	AFRICAN UNION WOOD PARADISE	Timber, hard	65,000.00
Liberia	ATLANTIC GENERAL ENTERPRISE (AGE) INC.	Timber, hard	53,000.00
Liberia	KIASON GENERAL CONSTRUCTION CONTRACTORS	Transformers, electrical	38,726.05
Liberia	GLOBE-X INC.	Tyres, pneumatic new, inner tubes, solid or cushion tyres, etc.	111,951.50
Liberia	THUNDER BIRD CORPORATION	Tyres, pneumatic new, inner tubes, solid or cushion tyres, etc.	102,500.00
Liberia	LIBERIA BEVERAGES & BOTTLING COMPANY (LBBC)	Waters, not sweetened	54,934.00
Libya	ASSAHER	Insulated wire and cable; optical fibre cables	136,907.50
Mauritius	SUPPLYQUIP LIMITED	Bars and rods of iron or steel, hot rolled	31,210.00
Mauritius	SUPPLYQUIP LIMITED	Capacitors, electrical	64,243.80
UN-PD Continued			
Mauritius	SUPPLYQUIP LIMITED	Carpets and other textile floor coverings, knotted	59,640.00

Major Orders for Goods Placed by Agency During 2011 (Orders of \$30,000 or more)

AGENCY			PO Value
Location of Supplier	Name of Supplier	Description of Goods	USD
Mauritius	SUPPLYQUIP LIMITED	Construction goods, ceramic, other	113,516.08
Mauritius	SUPPLYQUIP LIMITED - (FORMERLY - FLOATDENE INTERNATIONAL LIMITED)	Electric motors, generators and transformers, parts thereof	139,390.00
Mauritius	SUPPLYQUIP LIMITED	Electrical equipment n.e.c.	44,161.50
Mauritius	SUPPLYQUIP LIMITED	Floor coverings of plastics	106,650.00
Mauritius	SUPPLYQUIP LIMITED	Gymnasium or athletics articles and equipment	80,662.51
Mauritius	SUPPLYQUIP LIMITED	Insulated wire and cable; optical fibre cables	914,491.05
Mauritius	SUPPLYQUIP LIMITED	Machinery, general purpose, n.e.c.	91,208.00
Mauritius	SUPPLYQUIP	Metal goods n.e.c.	38,539.90
Mauritius	SUPPLYQUIP LIMITED	Stoppers, caps, lids and other metal packing accessories; wire and wire products	143,840.00
Morocco	R.M.S (ROTOMOULAGE DU SUD)	Containers of iron, steel or aluminium	38,103.31
Morocco	TRALAM	Detergents, perfumes and washing preparations	44,425.24
Morocco	LA SOCIETE ATLAS SAHARA S.A.	Fuel oils, n.e.c.	1,031,869.81
Morocco	SOCIÉTÉ SHELL DU MAROC	Jet fuel, spirit type (gasoline type)	2,526,617.07
Morocco	LANNET, INGENIERIE DES RESEAUX INFORMATIQUES ET TELECOM	Protection devices for edp equipment	30,832.27
Morocco	AYYACH PIÈCES ET ACCESSOIRES AUTO	Tyres, pneumatic new, inner tubes, solid or cushion tyres, etc.	33,480.58
Namibia	WINDHOEKER MASCHINENFABRIK (1998) PTY LTD	Motor vehicle parts and accessories	64,362.60
Netherlands	IMRES BV	Analgesics, antipyretics, non-steroidal anti-inflammatory drugs	109,909.11
Netherlands	IMRES B.V	Analgesics, antipyretics, non-steroidal anti-inflammatory drugs	68,812.49
Netherlands	IMRES BV	Antibacterials, other	42,432.29
Netherlands	IMRES BV	Articles for medical or surgical purposes n.e.c.	1,089,452.64
Netherlands	IMRES	Articles for medical or surgical purposes n.e.c.	72,698.07
Netherlands	DEVOTRA BV	Automotive workshop equipment	141,109.40
Netherlands	SANTPOORT PROJECT SUPPLIES BV	Automotive workshop equipment	137,347.78
Netherlands	DEVOTRA B.V.	Automotive workshop equipment	120,706.81
Netherlands	DEVOTRA B. V.	Automotive workshop equipment	40,074.83
Netherlands	SANTPOORT PROJECT SUPPLIES BV	Bars and rods of iron or steel, hot rolled	55,056.00
Netherlands	IMRES BV	Blending, dispersing, homogenizing and mixing equipment, laboratory	54,391.38
Netherlands	SANGUIN BLOOD BANK NORTH-WEST	Blood products and plasma substitutes	356,455.82
Netherlands	STICHTING SANQUIN BLOEDVOORZIENING	Blood products and plasma substitutes	299,652.87
Netherlands	SANQUIN	Blood products and plasma substitutes	207,884.22
Netherlands	IMRES BV	Blood products and plasma substitutes	103,280.00
Netherlands	SANQUIN BLOOD BANK	Blood products and plasma substitutes	84,509.56
Netherlands	SANQUIN BLOOD BANK NORTH WEST	Blood products and plasma substitutes	40,450.00
Netherlands	RVB INFRA BV	Construction goods, ceramic, other	34,936.73
Netherlands	SANTPOORT PROJECT SUPPLIES	Construction materials of plastic; containers of plastic	43,817.50
Netherlands	INTERNATIONAL PROCUREMENT AGENCY	Containers of iron, steel or aluminium	30,463.96
Netherlands	IMRES BV	Contraceptives	139,145.01
Netherlands	SANTPOORT PROJECT SUPPLIES	Disinfectants	71,085.47
Netherlands	SANTPOORT PROJECT SUPPLIES	Electric motors, generators and transformers, parts thereof	176,863.60
Netherlands	SANTPOORT PROJECT SUPPLIES BV	Electric motors, generators and transformers, parts thereof	147,674.18
Netherlands	ENECO BUSINESS B.V.	Electrical energy	171,896.32
Netherlands	SANTPOORT PROJECT SUPPLIES BV	Electrical equipment, parts and accessories thereof	65,485.00
Netherlands	SANTPOORT PROJECT SUPPLIES BV	Electricity distribution or control apparatus	131,331.85
Netherlands	SANTPOORT PROJECT SUPPLIERS B.V.	Engines and motors, hydraulic and pneumatic power	70,299.33
Netherlands	OMNICARD B.V.	Expansion cards & other add-on hard- or firm-ware	72,115.38
Netherlands	SANTPOORT PROJECT SUPPLIES	Filtering and purifying equipment	93,460.85
Netherlands	KEMPER EN VAN TWIST DIESEL BV	Filtering and purifying equipment	48,908.35
Netherlands	SANTPOORT PROJECT SUPPLIES BV	Forklift trucks and other works trucks	71,846.00
Netherlands	ENECO BUSINESS B.V.	Gas - coal gas, water gas, producer gas and similar gases	84,583.90
Netherlands	SANTPOORT PROJECT SUPPLIES	General purpose machinery, parts and accessories thereof	58,835.04
Netherlands	DEVOTRA B.V	Hand tools	308,385.57
Netherlands	SANTPOORT PROJECT SUPPLIES BV	Hand tools	38,645.00
Netherlands	DEVOTRA B. V.	Hand tools (including glaziers diamonds) n.e.c.	104,620.54
Netherlands	DEVOTRA BV	Hand tools (including glaziers diamonds) n.e.c.	66,692.86
Netherlands	DEVOTRA B.V.	Hand tools (including glaziers diamonds) n.e.c.	36,852.36
Netherlands	DEVOTRA B.V.	Hand tools, powered	118,080.31
Netherlands	HOLLAND AVIATION V.O.F	Hydrographic, hydrological, meteorological or geophysical instruments	80,060.00
Netherlands	SANTPOORT PROJECT SUPPLIES BV	Insulated wire and cable; optical fibre cables	350,169.00
Netherlands	SANTPOORT PROJECT SUPPLIES	Insulated wire and cable; optical fibre cables	179,637.00
Netherlands	DEVOTRA B. V.	Insulated wire and cable; optical fibre cables	119,116.35
Netherlands	DEVOTRA B.V.	Insulated wire and cable; optical fibre cables	40,697.28
Netherlands	IMRES BV	Laboratory equipment, miscellaneous	172,575.40
Netherlands	DEVOTRA B.V	Machine tools, parts and accessories thereof	84,256.89
Netherlands	NFGD ZOETERMEER BV	Microphone, loudspeakers, headphones, earphones etc., partsthereof	47,058.67
Netherlands	IMRES BV	Modelling pastes, dental plaster preps., laboratory reagents etc.	62,343.00
Netherlands	AUTOCAR INTERNATIONAL BV.	Motor vehicle parts and accessories	67,250.71
Netherlands	INTERNATIONAL PROCUREMENT AGENCY B.V.	Motor vehicle parts and accessories	50,546.51
Netherlands	TSS INTERNATIONAL B.V.	Motor vehicle parts and accessories	46,745.00
Netherlands	SANTPOORT PROJECT SUPPLIES B.V.	Motor vehicle parts and accessories	33,375.82
Netherlands	IMRES BV	Non-epi vaccine	48,297.81
Netherlands	IMRES BV	Non-epi vaccines	64,141.13
Netherlands	SANTPOORT PROJECT SUPPLIES B.V.	Optical instruments	128,453.85
Netherlands	IMRES BV	Pharmaceutical products n.e.c.	656,094.57
Netherlands	IMRES	Pharmaceutical products n.e.c.	118,505.61
Netherlands	IMRES BV	Plastic articles n.e.c.	41,195.04
Netherlands	SANTPOORT PROJECT SUPPLIES	Primary cells and primary batteries	92,841.88
Netherlands	SANTPOORT PROJECT SUPPLIES	Radio or television transmission apparatus; television cameras	56,782.00
Netherlands	IMRES BV	Regulating instruments; mechanical property testing appliances	135,333.00
Netherlands	HOLLAND AVIATION	Rolling stock, other	55,552.00
Netherlands	2CONNECT-IT	Satellite communication systems	545,600.00
Netherlands	EMC COMPUTER SYSTEMS	Software application packages	187,866.59
Netherlands	HOLLAND AVIATION	Sound or visual signalling apparatus, electric, other	53,241.00
Netherlands	OFFICE DEPOT	Stationery articles n.e.c.	61,386.67
Netherlands	ONSIGHT SOLUTIONS BV	Telecommunication equipment, other	45,333.33
Netherlands	SANTPOORT PROJECT SUPPLIES BV	Telecommunication equipment, parts and accessories thereof	30,515.11
Netherlands	2CONNECT-IT	Telephone equipment	520,050.00
Netherlands	SANTPOORT PROJECT SUPPLIES BV	Weighing equipment, micrometers, gauges etc.	32,532.19
New Zealand	4RF COMMUNICATIONS LTD.	Satellite communication systems	203,691.70
New Zealand	4RF COMMUNICATION LTD.	Telecommunication equipment, other	112,040.00
New Zealand	4RF COMMUNICATIONS LTD.	Telecommunication equipment, other	33,881.72
New Zealand	4RF COMMUNICATION LTD.	Telecommunication equipment, parts and accessories thereof	117,859.80
New Zealand	4RF COMMUNICATIONS LTD	Telecommunication equipment, parts and accessories thereof	44,419.40
New Zealand	4RF COMMUNICATIONS LTD.	Telecommunication equipment, parts and accessories thereof	32,102.00
Pakistan	MICRO ELECTRONICS INTERNATIONAL (PVT) LTD	Aerials and antennae	196,073.54
Pakistan	PAKISTAN STATE OIL COMPANY LIMITED	Motor vehicle parts and accessories	120,618.24
Pakistan	FORBES FORBES CAMPBELL & COMPANY (PVT) LTD	Radio broadcast and television receivers	165,121.48
Pakistan	INVINCIBLE TRADERS	Structural components, prefabricated, of cement or concrete	49,542.92
Pakistan	MULTI TECH SYSTEMS (PVT) LTD	Transmitting and communicating equipment for edp, eg. modems, pc servers etc.	72,281.08
Panama	ES-KO INTERNATIONAL INC.	Containers, paper and paperboard	2,683,004.08
Panama	ES-KO INTERNATIONAL INC.	Food products, other	79,615,808.55
Panama	ES-KO	Food products, other	1,179,921.64
Panama	ES-KO INTERNATIONAL INC.	Gas oils (diesel oil)	10,275,000.00
Panama	ES-KO INTERNATIONAL INC.	Security printing, finished articles	1,648,650.27
Panama	ES-KO	Waters, not sweetened	181,568.00
Qatar	QATAR INTERNATIONAL TRADING	Gymnasium or athletics articles and equipment	67,672.00
Romania	ELECTRO ALFA INTERNATIONAL S.R.L.	Electric motors, generators and the like	1,035,937.05
Serbia, Republic of	N.N.SH "SHL BUILDING CONSTRUCTION"	Asphalt or similar material, articles thereof	51,996.37
Serbia, Republic of	N.P.N PRO-ING SHPK	Construction goods, ceramic, other	68,486.20
Serbia, Republic of	HIB PETROL SH.P.K.	Fuel oils, n.e.c.	472,263.43
Sierra Leone	SAFECON PETROLEUM (SL) LTD	Gas oils (diesel oil)	1,392,700.00
Sierra Leone	TOTAL SIERRA LEONE LTD	Motor spirit (gasoline), including aviation spirit	128,700.00
Singapore	MEGA-TECH AIR CONDITIONING & ENGINEERING PTE LTD	Air conditioning, cold chain and refrigerating equipment	35,750.00
Singapore	KHATIBENG ESTABLISHMENT	Containers of iron, steel or aluminium	168,665.00
Singapore	KHATIBENG ESTABLISHMENT	Electric motors, generators and transformers, parts thereof	113,459.10
Singapore	ZYLAB ASIA PACIFIC PTE LTD	Software application packages	65,077.04
Somalia	I.A.G.INTERATIONAL CO. L.L.C	Pumps, water	33,553.94
South Africa	SGR MEDICAL SUPPLIES	Articles for medical or surgical purposes n.e.c.	52,472.04

Major Orders for Goods Placed by Agency During 2011 (Orders of \$30,000 or more)

AGENCY			PO Value
Location of Supplier	Name of Supplier	Description of Goods	USD
UN-PD Continued			
South Africa	TOWNSEND INTERNATIONAL (PTY) LTD.	Clothing of textile materials	137,862.60
South Africa	TOWNSEND INTERNATIONAL (PTY) LTD.	Curtains and blinds	82,756.54
South Africa	HYDRAFORM AFRICA (PTY) LTD	Engines, internal combustion, other than for motor vehicles and aircraft	109,250.99
South Africa	OSPREA LOGISTICS SA PTY LTD	General purpose machinery, parts and accessories thereof	339,809.16
South Africa	OSPREA LOGISTICS SA PTY LTD	Glass, unworked, flat glass and pressed or moulded glass for construction	87,397.52
South Africa	CONCILIUM TECHNOLOGIES LTD	Instruments for measuring temperature or other physical properties n.e.c.	141,860.00
South Africa	ADC KRONE PTY.LTD	Insulated wire and cable; optical fibre cables	682,663.13
South Africa	BAE SYSTEMS	Motor vehicle parts and accessories	71,764.94
South Africa	N4 TRUCKS LIMITED - PANZER TECHNOLOGIES	Motor vehicles, special purpose	6,651,418.39
South Africa	ALCOM MATOMO (PTY) LTD.	Radio broadcast and television receivers	48,470.00
South Africa	ELCONDOR TRADING	Weighing equipment, micrometers, gauges etc.	47,036.57
Spain	REDONDO Y. GARCIA S. A.	Automotive workshop equipment	58,059.44
Spain	SCHNEIDER ELECTRIC IT SPAIN S.L.	Electrical equipment, parts and accessories thereof	82,677.47
Spain	SIEMENS IT SOLUTIONS AND SERVICES S.L.	Equipment and accessories for connecting edp equipment intonetworks	356,576.58
Spain	ARTURO MANUEL S.A.	Furniture, office, other than chairs	339,351.93
Spain	OFIFRAN SL	Furniture, office, other than chairs	218,383.42
Spain	ACTIU BERGEGAL Y FORMAS, S.A.	Furniture, office, other than chairs	91,491.56
Spain	AF STEELCASE SA	Furniture, other, n.e.c.	673,987.32
Spain	ADVANCED GEOSCIENCES EUROPE S.L.	Hydrographic, hydrological, meteorological or geophysical instruments	96,669.72
Spain	T-SYSTEMS ELTEC S.L.	Insulated wire and cable; optical fibre cables	67,074.15
Spain	REDONDO Y GARCIA S.A.	Insulated wire and cable; optical fibre cables	50,837.75
Spain	ARTEGRAF INDUSTRIAS GRÁFICAS, S.A.	Microphone, loudspeakers, headphones, earphones etc., partsthereof	37,460.40
Spain	ACTIU BERGEGAL Y FORMAS, S.A.	Seats and chairs	74,915.38
Spain	ALCYONE, CENTRO DE SISTEMAS CAD, S.L.	Software licences	34,733.62
Spain	GECI ESPANOLA SA	Surveillance/control systems, other	65,304.07
Spain	THALES TRANSPORT SIGNALLING AND SECURITY SOLUTIONS,S.A.U	Surveillance/control systems, other	47,269.73
Spain	ELECTRÓTECNIA BASTIDA SL	Telecommunication equipment, parts and accessories thereof	87,975.05
Sudan	DEAL DEVELOPMENT COMPANY	Accumulators, electric	38,600.00
Sudan	AL MARASIM TRADING AND SERVICES	Accumulators, electric	38,550.00
Sudan	REPRO COMPANY LTD	Advertising material, trade, commercial catalogues and the like	78,800.00
Sudan	SKYLINE CONTRACTING CO LTD	Air conditioning, cold chain and refrigerating equipment	122,400.00
Sudan	SDV TRANSINTRA SUDAN LTD	Air conditioning, cold chain and refrigerating equipment	89,840.00
Sudan	INTEGRATED BUSINESS CO. (IBC)	Antidotes and other substances used in poisonings	30,724.29
Sudan	AL-FAISAL SPECIALIZED HOSPITAL	Blood products and plasma substitutes	81,614.36
Sudan	SILVER STAR PRINTING PRESS	Books, brochures, leaflets and similar printed matter	110,611.11
Sudan	ONYX FOR ENGINEERING & INTEGRATED SOLUTIONS CO. LTD.	Bricks, blocks, tiles etc. and ceramic goods, other	55,172.41
Sudan	PASHTOON TRADING & INVESTMENT COMPANY LTD.	Cements	388,800.00
Sudan	BIRAWI INTERNATIONAL DEVELOPMENT CO. LTD	Cements	247,569.44
Sudan	DEAL DEVELOPMENT COMPANY	Cements	163,812.50
Sudan	AL MARASIM TRADING AND SERVICES	Cements	132,000.00
Sudan	CONSSUDA ENGINEERING INVESTMENT CO. LTD.	Cements	104,640.00
Sudan	AHMED ELGHAZI FOR PETROLEUM & TRANSPORTATION WORKS	Cements	102,900.00
Sudan	SKYLINE CONTRACTING CO LTD	Cements	68,250.00
Sudan	JUBA BEIJING CONSTRUCTION CO. LTD	Cements	66,300.00
Sudan	PASHTOON TRADING & INVESTMENT COMPANY LTD.	Clothing of textile materials	65,862.07
Sudan	REPRO COMPANY LTD	Clothing of textile materials	39,485.00
Sudan	TRISTAR ENERGY	Containers of iron, steel or aluminium	52,400.00
Sudan	AL BORAI WORKS FOR FURNITURE & DECORS	Cork and straw or other plaiting materials; basketwork and wickerwork	44,400.00
Sudan	MERIT GROUP	Doors, windows and their frames, of iron, steel or aluminium	43,019.31
Sudan	AL BARAJOUB ENGINEERING COMPANY LTD	Electric motors, generators and transformers, parts thereof	112,735.41
Sudan	MAHMOUD AHMED SALIM STORE	Electrical equipment, parts and accessories thereof	116,431.00
Sudan	ADEN LTD.	Footwear, safety	31,270.00
Sudan	TRISTAR ENERGY	Fuel oils, n.e.c.	8,555,712.53
Sudan	KATHRIN FURNITURE	Furniture, domestic	120,527.59
Sudan	PETRONAS MARKETING SUDAN LTD	Gas oils (diesel oil)	58,823,918.10
Sudan	TRISTAR ENERGY	Gas oils (diesel oil)	13,424,927.75
Sudan	MEGATRADE CO. LTD	Hand saws, files, rasps, pliers, pincers, tweezers, spanners etc.	215,375.00
Sudan	AL MARASIM TRADING AND SERVICES	Hand tools	48,700.00
Sudan	AL WALEED FOR TRANSPORT	Insulated wire and cable; optical fibre cables	149,340.00
Sudan	TRISTAR ENERGY	Jet fuel, spirit type (gasoline type)	9,391,724.76
Sudan	TRISTAR ENERGY	Lubricating preparations	1,814,914.94
Sudan	ADVANCED ENGINEERING WORKS CO. LTD.	Motor vehicle parts and accessories	100,377.42
Sudan	HAWADIN STORES	Motor vehicle parts and accessories	100,347.22
Sudan	DAL MOTORS CO.LTD	Motor vehicle parts and accessories	100,035.00
Sudan	AHMED ELGHAZI FOR PETROLEUM & TRANSPORTATION WORKS	Motor vehicle parts and accessories	50,347.22
Sudan	MAKA MOTOR WORKS LTD DBA C.A.M.WORKSHOP	Motor vehicle parts and accessories	38,665.00
Sudan	DIESEL HEAVY EQUIPMENT	Motor vehicle parts and accessories	33,316.82
Sudan	DEAL DEVELOPMENT COMPANY (DDC)	Paper of paperboard n.e.c., for printing or other graphic purpose	39,164.00
Sudan	SKYLINE CONTRACTING CO LTD	Pebbles, gravel, broken or crushed stone, macadam etc.	248,550.00
Sudan	NORTHERN BARI PAYAM	Pebbles, gravel, broken or crushed stone, macadam etc.	39,105.90
Sudan	PETRONAS MARKETING SUDAN LTD	Petroleum oils medium, and other medium oils	109,676.25
Sudan	DEAL DEVELOPMENT COMPANY	Printing and plotting devices for edp equipment	94,527.08
Sudan	AZBAR FOR INDUSTRY, TRANSPORTATION AND SERVICES LTD. CO.	Protection devices for edp equipment	42,440.00
Sudan	ADEN LTD.	Pumps, water	35,912.00
Sudan	AZBAR FOR INDUSTRY, TRANSPORTATION AND SERVICES LTD. CO.	Registers, account books, note books, order books etc.	54,800.00
Sudan	PROMARK FOR PROMOTIONS AND MARKETING CO. LTD	Registers, account books, note books, order books etc.	50,000.00
Sudan	ARAB COMPANY FOR OPTICALS, MEDICINE, MEDICAL EQUIPMENT CO. LTD. (ACOMMASE)	Safety equipment	31,248.28
Sudan	MANO FOR ROADS & BRIDGES	Sands	389,172.41
Sudan	PETRONAS MARKETING SUDAN LTD	Security equipment and supplies n.e.c.	8,845,688.00
Sudan	AL MARASIM TRADING AND SERVICES	Soap and cleaning preparations	34,627.20
Sudan	KADOVER FOR TRADING, CONTRACTING & PETROLUEM SERVICES CO. LTD	Structural components, prefabricated, of cement or concrete	396,996.50
Sudan	CLEOPATRA CONSTRUCTION & LOGISTICS CO. LTD.	Structural components, prefabricated, of cement or concrete	68,400.00
Sudan	MEIMAR STORES	Structures, other, and sections of iron, steel or aluminium	1,374,866.29
Sudan	ZEMASCO FOR INVESTMENT CO. LTD	Structures, other, and sections of iron, steel or aluminium	215,647.76
Sudan	ABU REEM FOR TRANSPORT	Structures, other, and sections of iron, steel or aluminium	142,448.28
Sudan	AHMED ELGHAZI FOR PETROLEUM & TRANSPORTATION WORKS	Structures, other, and sections of iron, steel or aluminium	124,163.00
Sudan	HANEER ENGINEERING CO.	Structures, other, and sections of iron, steel or aluminium	87,000.00
Sudan	WAD HAMDAN FOR TRADING	Structures, other, and sections of iron, steel or aluminium	63,000.00
Sudan	ABU DASHA FOR TRADING AND TRANSPORT AND CONSULTANTS CO. LTD	Structures, other, and sections of iron, steel or aluminium	56,310.68
Sudan	WAD ALZAKY FOR TRADING	Structures, other, and sections of iron, steel or aluminium	40,344.83
Sudan	BAYAN FOR CONTRACTING & ENGINEERING CONSTRUCTION	Structures, other, and sections of iron, steel or aluminium	39,236.11
Sudan	SUDAN CONSULT	Telecommunication equipment, other	85,952.00
Sudan	AL WALEED FOR TRANSPORT	Trailers and semi-trailers; containers	107,500.00
Sudan	MEIMAR STORES	Transfers (decalcomanias); printed calendars; other printedmatter	225,536.20
Sudan	ABNOS FOR ENGINEERING AND INFORMATION TECHNOLOGY	Tubes, pipes and hoses, and fittings therefor, of plastics	360,255.00
Sudan	AZBAR FOR INDUSTRY, TRANSPORTATION AND SERVICES LTD. CO.	Tubes, pipes and hoses, and fittings therefor, of plastics	190,209.00
Sudan	MEIMAR STORES	Tubes, pipes and hoses, and fittings therefor, of plastics	185,319.00
Sudan	ATM TRADING & SERVICES	Tyres, pneumatic new, inner tubes, solid or cushion tyres, etc.	183,182.00
Sudan	AL MARASIM TRADING AND SERVICES	Waters, not sweetened	891,608.58
Sudan	NON-STOP TRANSPORT ENTERPRISE	Waters, not sweetened	468,818.19
Sudan	SOUTHERN SUDAN BEVERAGES LIMITED	Waters, not sweetened	50,326.20
Sweden	BIAB INTERNATIONAL AB	Brushes	517,245.00
Sweden	BIAB INTERNATIONAL AB	Buildings, prefabricated for office, school, home or warehouse	98,095.40
Sweden	BIAB INTERNATIONAL AB	Camping equipment	43,745.00
Sweden	BIAB INTERNATIONAL AB	Domestic metal products	33,965.00
Sweden	LEX SOLUTIONS	Equipment and accessories for connecting edp equipment intonetworks	62,440.00
Sweden	SAAB AB	Ironmongry	56,409.23

Major Orders for Goods Placed by Agency During 2011 (Orders of \$30,000 or more)

AGENCY			PO Value
Location of Supplier	Name of Supplier	Description of Goods	USD
UN-PD Continued			
Sweden	BIAB INTERNATIONAL AB	Machinery, general purpose, n.e.c.	95,200.00
Sweden	BIAB INTERNATIONAL AB	Metal goods n.e.c.	115,672.55
Sweden	GRATTS INTERNATIONAL AB	Timber, hard	52,740.00
Sweden	VOLVO CAR CORPORATION	Vehicles n.e.c.	37,083.11
Switzerland	WORLD HEALTH ORGANIZATION	Articles for medical or surgical purposes n.e.c.	129,032.00
Switzerland	E-SECURE SARL	Computer systems, special purpose other	94,554.25
Switzerland	SUPREME FOODSERVICE GMBH	Food products, other	8,696,717.58
Switzerland	SUPREME FOODSERVICE AG	Food products, other	7,416,641.25
Switzerland	SUPREME FOODSERVICE GMBH	Meat and edible offal, fresh, chilled or frozen n.e.c.	715,298.80
Switzerland	ECDL SWITZERLAND AG	Training materials, edp	58,210.00
Switzerland	SUPREME FOODSERVICE GMBH	Waters, not sweetened	244,635.39
Syrian Arab Republic	SABRI MOHAMMAD YOUSIEF	Air conditioning, cold chain and refrigerating equipment	109,391.89
Syrian Arab Republic	NADER HAMIDA	Detergents, perfumes and washing preparations	40,739.97
Syrian Arab Republic	RAFIQ RIFAI TRADING ESTABLISHMENT	Domestic metal products	46,129.31
Syrian Arab Republic	SABRI MOHAMMAD YOUSIEF	Domestic metal products	39,600.17
Syrian Arab Republic	R & E HOMSI	Electric motors, generators and transformers, parts thereof	69,201.66
Syrian Arab Republic	MHD/SULEIMAN AUDAH BASHI	Fruit, other, fresh	512,190.14
Syrian Arab Republic	SADCOP (MAHROUKAT)	Gas oils (diesel oil)	2,310,147.76
Syrian Arab Republic	MAHMALJI TRADING	Textile working machinery	31,928.23
Syrian Arab Republic	NADER HAMIDA	Toilet tissue stock; miscellaneous other papers	35,598.38
Syrian Arab Republic	SYROLIBAN INTERNATIONAL S.A.L (OFFSHORE)	Tyres, pneumatic new, inner tubes, solid or cushion tyres, etc.	58,800.00
Syrian Arab Republic	GENERAL COMPANY FOR FILLING FIGEH SPRING WATER	Waters, not sweetened	149,941.82
Thailand	RMA AUTOMOTIVE COMPANY LIMITED	Tyres, pneumatic new, inner tubes, solid or cushion tyres, etc.	40,953.00
The Former Yugoslav Rep. of Macedonia	GENES KOMPANI DOOEL	Furniture, other, n.e.c.	663,985.23
Timor-Leste	EXPRESS DISTRIBUTION SERVICES I, UNIPESSOAL LDA.	Ethylene, propylene, butylene, butadiene and other petroleum gas	150,080.00
Timor-Leste	PT. PERTAMINA (PERSERO)	Motor spirit (gasoline), including aviation spirit	1,047,505.81
Timor-Leste	AUTO TIMOR LESTE LDA	Motor vehicle parts and accessories	32,500.00
Timor-Leste	RMS ENGINEERING & CONSTRUCTION PTY LTD	Pebbles, gravel, broken or crushed stone, macadam etc.	50,000.00
Timor-Leste	DONG NAM ENGINEERING, LDA	Plywood	35,116.50
Timor-Leste	MAKIKIT HARDWARE, UNIPESSOAL LDA	Structures, other, and sections of iron, steel or aluminium	73,500.00
Timor-Leste	LORO SAE COMPUTER SERVICES	Transmitting and communicating equipment for edp, eg. modems, pc servers etc.	46,322.00
Timor-Leste	ALFA DILI UNIPESSOAL LDA	Waters, not sweetened	201,953.25
Turkey	ORBIT ENGINEERING, CONSTRUCTION & PROCUREMENT SERVICES CO. LTD	Containers of iron, steel or aluminium	66,750.00
Uganda	APPLIANCE WORLD LIMITED	Air conditioning, cold chain and refrigerating equipment	147,163.00
Uganda	GREAT HUNTERS (U) LIMITED	Bars and rods of iron or steel, hot rolled	45,902.00
Uganda	MOTORCARE UGANDA LTD	Camping equipment	56,415.22
Uganda	HOME MADE COMMODITIES (U) LTD.	Cements	83,200.00
Uganda	SAAHIB ENTERPRISES LIMITED	Chemical products, other	570,944.00
Uganda	PROCURE SERVICES LTD	Clothing of textile materials	70,028.70
Uganda	SUMADHURA TECHNOLOGIES LTD.	Coal or rock cutters and tunnelling, boring and sinking machinery	74,600.00
Uganda	DRACO (U) LTD.	Coal or rock cutters and tunnelling, boring and sinking machinery	49,171.00
Uganda	GREAT LAKES REGIONAL DISTRIBUTORS (U) LIMITED	Containers of iron, steel or aluminium	106,000.00
Uganda	PEACE (U) LTD	Doors, windows and their frames, of iron, steel or aluminium	99,000.00
Uganda	GREAT HUNTERS (U) LIMITED	Electrical equipment n.e.c.	55,300.00
Uganda	REHNA INTERNATIONAL	Electricity distribution or control apparatus	37,639.64
Uganda	SAAHIB ENTERPRISES LIMITED	Fuel oils, n.e.c.	44,790.00
Uganda	MALAYSIA FURNISHING CENTRE	Furniture, domestic	74,723.34
Uganda	HWAN SUNG INDUSTRIES LTD	Furniture, domestic	68,119.40
Uganda	MEGHA INDUSTRIES (U) LTD	Furniture, domestic	31,548.20
Uganda	TOTAL (U) LTD.	Gas oils (diesel oil)	12,987,325.64
Uganda	TOYOTA UGANDA	Hydrocarbons and their halogenated, sulphonated or nitrosated derivatives	34,066.63
Uganda	TOTAL (U) LTD.	Motor spirit (gasoline), including aviation spirit	7,150,000.00
Uganda	AKKAB AUTOMOBILE STORE	Motor vehicle parts and accessories	60,500.00
Uganda	ARROW CENTRE (UGANDA) LIMITED	Motor vehicle parts and accessories	37,036.25
Uganda	TOTAL (U) LTD.	Petroleum oils, light, and other light oils	344,658.00
Uganda	BATTERY PLUS LIMITED	Primary cells, primary batteries and electric accumulators, parts thereof	35,600.00
Uganda	REHNA INTERNATIONAL	Protection devices for edp equipment	198,700.00
Uganda	SAAHIB ENTERPRISES LIMITED	Safety equipment	141,495.00
Uganda	PERFORMANCE FURNITURE (U) LTD	Seats and chairs	36,400.00
Uganda	SAAHIB ENTERPRISES LIMITED	Timber, hard	73,500.00
Uganda	GREAT LAKES REGIONAL DISTRIBUTORS (U) LIMITED	Timber, soft	144,398.41
Uganda	HOME MADE COMMODITIES (U) LTD.	Tubes, pipes and hoses, and fittings therefor, of plastics	53,703.87
United Arab Emirates	GOLDEN RELIEF RESOURCES LLC	Accumulators, electric	286,900.00
United Arab Emirates	EBASCO TRADING CORPORATION	Accumulators, electric	47,454.25
United Arab Emirates	YAMULKY GENERAL TRADING L.L.C.	Air conditioning, cold chain and refrigerating equipment	32,973.33
United Arab Emirates	EBASCO TRADING CORPORATION	Air conditioning, cold chain and refrigerating equipment	32,928.03
United Arab Emirates	AL AZHAR TRADING CO. (L.L.C.)	Air conditioning, cold chain and refrigerating equipment	30,646.87
United Arab Emirates	O.K.I. GENERAL TRADING LLC	Automotive workshop equipment	210,100.00
United Arab Emirates	OKI GENERAL TRADING	Bars and rods of iron or steel, hot rolled	55,147.50
United Arab Emirates	TRILOK	Bars and rods of iron or steel, hot rolled	43,513.75
United Arab Emirates	O.K.I. GENERAL TRADING LLC	Binders, folders and file covers	31,175.00
United Arab Emirates	PINNACLE GLOBAL GENERAL TRADING LLC	Brushes	53,984.00
United Arab Emirates	RED ORANGE	Clothing of textile materials	55,250.00
United Arab Emirates	TRUEBELL MARKETING & TRADING LLC	Coal or rock cutters and tunnelling, boring and sinking machinery	80,885.00
United Arab Emirates	O.K.I. GENERAL TRADING LLC	Construction materials of plastic; containers of plastic	116,761.39
United Arab Emirates	YAMULKY GENERAL TRADING L.L.C	Construction materials of plastic; containers of plastic	52,095.04
United Arab Emirates	YAMULKY GENERAL TRADING L.L.C	Containers of iron, steel or aluminium	53,532.67
United Arab Emirates	TRILOK MARKETING & TRADING LLC	Containers of iron, steel or aluminium	36,455.00
United Arab Emirates	EBASCO TRADING CORPORATION	Containers, paper and paperboard	59,828.68
United Arab Emirates	NK GLOBAL FZE	Containers, paper and paperboard	37,245.88
United Arab Emirates	OKI GENERAL TRADING	Curtains and blinds	183,100.00
United Arab Emirates	EBASCO TRADING CORPORATION	Domestic cooking and heating equipment	76,000.40
United Arab Emirates	TRUEBELL MARKETING & TRADING L.L.C	Domestic cooking and heating equipment	55,100.00
United Arab Emirates	O.K.I. GENERAL TRADING LLC	Domestic cooking and heating equipment	46,126.00
United Arab Emirates	WORLDTRADE FZE	Electric motors, generators and transformers, parts thereof	101,405.00
United Arab Emirates	TRILOK MARKETING & TRADING LLC	Electric motors, generators and transformers, parts thereof	81,770.00
United Arab Emirates	TRUEBELL MARKETING & TRADING L.L.C	Electric motors, generators and transformers, parts thereof	71,139.41
United Arab Emirates	WESTERN AUTO LLC	Electric motors, generators and transformers, parts thereof	31,154.02
United Arab Emirates	TRUEBELL MARKETING & TRADING L.L.C.	Electrical insulating fittings of plastics	61,598.50
United Arab Emirates	O.K.I. GENERAL TRADING	Electricity distribution or control apparatus	95,790.00
United Arab Emirates	TRUEBELL MARKETING & TRADING LLC	Electricity distribution or control apparatus	65,469.00
United Arab Emirates	O.K.I. GENERAL TRADING	Equipment and accessories for connecting edp equipment intonetworks	298,838.00
United Arab Emirates	ADWIN INTERNATIONAL	Expansion cards & other add-on hard- or firm-ware	102,065.80
United Arab Emirates	TRILOK MARKETING & TRADING LLC	Expendables for use with edp equipment	37,493.00
United Arab Emirates	O.K.I. GENERAL TRADING LLC (PROVISIONAL)	Filtering and purifying equipment	53,590.00
United Arab Emirates	UNITY RESOURCES GROUP PTE LTD	Firearms and ammunition	139,252.20
United Arab Emirates	SUPREME FOODSERVICE GMBH	Food products, other	66,945,486.30
United Arab Emirates	SUPREME FUELS TRADING FZE	Fuel oils, n.e.c.	18,811,829.56
United Arab Emirates	SUPREME FUELS TRADING FZE	Furniture, domestic	13,997,798.55
United Arab Emirates	ADWIN INTERNATIONAL	Furniture, domestic	72,761.00
United Arab Emirates	OKI GENERAL TRADING	Furniture, domestic	38,250.00
United Arab Emirates	NK GLOBAL FZE	Furniture, other, n.e.c.	270,510.04
United Arab Emirates	O.K.I. GENERAL TRADING LLC	Furniture, other, n.e.c.	118,954.20
United Arab Emirates	TRISTAR TRANSPORT LLC	Gas oils (diesel oil)	34,899,461.00
United Arab Emirates	O.K.I. GENERAL TRADING LLC	General purpose machinery, parts and accessories thereof	37,470.72
United Arab Emirates	*TACTICAL-TRADING (FZE)	Glass articles, other	57,555.00
United Arab Emirates	TRILOK MARKETING & TRADING LLC	Gymnasium or athletics articles and equipment	35,150.00
United Arab Emirates	O.K.I. GENEAL TRADING LLC	Hand tools (including glaziers diamonds) n.e.c.	97,019.10
United Arab Emirates	TRUEBELL MARKETING & TRADING LLC	Hand tools (including glaziers diamonds) n.e.c.	96,081.50
United Arab Emirates	O.K.I. GENERAL TRADING LLC	Hand tools (including glaziers diamonds) n.e.c.	47,714.53
United Arab Emirates	TRILOK MARKETING & TRADING LLC	Industrial catering equipment	50,600.00
United Arab Emirates	O.K.I. GENERAL TRADING LLC	Insulated wire and cable; optical fibre cables	453,243.97
United Arab Emirates	TRUEBELL MARKETING & TRADING LLC	Insulated wire and cable; optical fibre cables	53,980.30
United Arab Emirates	TRUEBELL MARKETING & TRADING	Insulated wire and cable; optical fibre cables	30,600.00
United Arab Emirates	O.K.I. GENERAL TRADING LLC	Lighting equipment	105,219.30
United Arab Emirates	EBASCO TRADING CORPORATION	Linen, household	82,636.37
United Arab Emirates	YAMULKY GENERAL TRADING L.L.C.	Machinery for sorting, screening, separating, kneading earth, stone, ores etc.	385,630.71
United Arab Emirates	RED ORANGE GENERAL TRADING LLC	Machinery, general purpose, n.e.c.	131,050.00
United Arab Emirates	SUPREME FOODSERVICE GMBH	Meat and edible offal, fresh, chilled or frozen n.e.c.	2,041,994.68

Major Orders for Goods Placed by Agency During 2011 (Orders of \$30,000 or more)

AGENCY			PO Value
Location of Supplier	Name of Supplier	Description of Goods	USD
UN-PD Continued			
United Arab Emirates	O.K.I GENERAL TRADING	Metal goods n.e.c.	109,710.00
United Arab Emirates	EBASCO TRADING CORPORATION	Metal goods n.e.c.	38,768.10
United Arab Emirates	BLUE FLAG SUPPLIERS FZC	Metal goods n.e.c.	32,263.00
United Arab Emirates	TRUEBELL MARKETING & TRADING	Micro-computers	39,360.00
United Arab Emirates	HEADLINK GENERAL RADING LLC	Mini-computers	45,099.88
United Arab Emirates	TRISTAR TRANSPORT LLC	Motor spirit (gasoline), including aviation spirit	23,000,000.00
United Arab Emirates	ENOC INTERNATIONAL SALES L.L.C.	Motor spirit (gasoline), including aviation spirit	748,465.83
United Arab Emirates	YAMULKY GENERAL TRADING L.L.C.	Motor vehicle parts and accessories	107,406.97
United Arab Emirates	GOLDEN RELIEF RESOURCES LLC	Motor vehicle parts and accessories	72,450.00
United Arab Emirates	NATIONAL UNITED TRADING COMPANY (NUTICO)	Motor vehicle parts and accessories	47,500.00
United Arab Emirates	TRUEBELL MARKETING & TRADING	Motor vehicle parts and accessories	37,558.35
United Arab Emirates	HEADLINKS GENERAL TRADING LLC	Motor vehicle parts and accessories	33,183.65
United Arab Emirates	VAN VLIET XL GROUP FZE	Motor vehicles, passenger, other	244,000.00
United Arab Emirates	INTERNATIONAL ARMORED GROUP FZE	Motor vehicles, special purpose	923,825.00
United Arab Emirates	VAN VLIET XL GROUP FZE	Motor vehicles, special purpose	676,800.00
United Arab Emirates	ADWIN INTERNATIONAL	Motors and engines for aircraft, other aircraft equipment	42,096.00
United Arab Emirates	TRUEBELL MARKETING & TRADING L.L.C.	Office and accounting machinery, parts and accessories thereof	52,570.20
United Arab Emirates	YAMULKY GENERAL TRADING, LLC	Office machines, other	70,282.76
United Arab Emirates	TRUEBELL MARKETING & TRADING L.L.C.	Paints and varnishes (including enamels and lacquers) and related products	32,253.75
United Arab Emirates	AL AZHAR TRADING CO. (LLC)	Paper and paperboard products, other	42,874.52
United Arab Emirates	O.K.I. GENERAL TRADING LLC	Paper of paperboard n.e.c., for printing or other graphic purpose	51,782.00
United Arab Emirates	TRUEBELL MARKETING & TRADING L.L.C.	Paper of paperboard n.e.c., for printing or other graphic purpose	37,242.00
United Arab Emirates	O.K.I GENERAL TRADING LLC	Petroleum oils, light, and other light oils	43,940.00
United Arab Emirates	SUPREME FUELS TRADING FZE	Pharmaceutical products n.e.c.	107,113.39
United Arab Emirates	O.K.I. GENERAL TRADING LLC	Plates, sheets, film, foil and strip of plastics, other	306,313.90
United Arab Emirates	M/S EBASCO TRADING CORPORATION	Projecting equipment, other	92,033.92
United Arab Emirates	O.K.I. GENERAL TRADING LLC	Protection devices for edp equipment	129,150.00
United Arab Emirates	O.K.I GENERAL TRADING LLC	Protection devices for edp equipment	106,395.00
United Arab Emirates	FLEMINGO INTERNATIONAL LTD	Radio broadcast and television receivers	31,523.00
United Arab Emirates	RA INTERNATIONAL FCZO	Sacks and bags, of a kind used for the packing of goods	672,652.04
United Arab Emirates	O.K.I. GENERAL TRADING LLC	Safety clothing and headgear; other headgear of rubber or plastics	238,919.74
United Arab Emirates	UNITY RESOURCES GROUP PTE LTD	Safety clothing and headgear; other headgear of rubber or plastics	63,994.00
United Arab Emirates	*TACTICAL-TRADING (FZE)	Safety clothing and headgear; other headgear of rubber or plastics	46,470.00
United Arab Emirates	OKI GENERAL TRADING	Sands	61,622.00
United Arab Emirates	EBASCO TRADING CORPORATION	Security equipment and supplies n.e.c.	104,580.10
United Arab Emirates	O.K.I GENERAL TRADING LLC	Security equipment, special purpose	299,320.05
United Arab Emirates	UNITY RESOURCES GROUP PTE LTD	Security equipment, special purpose	115,825.00
United Arab Emirates	TRUEBELL MARKETING & TRADING L.L.C.	Security equipment, special purpose	36,526.40
United Arab Emirates	PINNACLE GLOBAL GENERAL TRADING LLC	Soap and cleaning preparations	53,984.00
United Arab Emirates	TRILOK MARKETING & TRADING LLC	Stoppers, caps, lids and other metal packing accessories; wire and wire products	59,401.50
United Arab Emirates	ADWIN INTERNATIONAL	Structures, other, and sections of iron, steel or aluminium	33,120.85
United Arab Emirates	TRACK24 FZE	Telecommunication equipment, parts and accessories thereof	243,530.00
United Arab Emirates	O.K.I GENERAL TRADING LLC	Telephone equipment	38,825.00
United Arab Emirates	TRILOK MARKETING & TRADING LLC	Tiles, flagstones, bricks etc. of cement, concrete or artificial stone	429,045.92
United Arab Emirates	WESTERN AUTO LLC	Transformers, electrical	44,306.00
United Arab Emirates	TRUEBELL MARKETING & TRADING L.L.C.	Transformers, electrical	32,796.02
United Arab Emirates	TRUEBELL MARKETING & TRADING L.L.C.	Tubes, pipes and hoses, and fittings therefor, of plastics	48,381.55
United Arab Emirates	GOLDEN RELIEF RESOURCES LLC	Tyres, pneumatic new, inner tubes, solid or cushion tyres, etc.	566,810.00
United Arab Emirates	TRUEBELL MARKETING & TRADING L.L.C.	Tyres, pneumatic new, inner tubes, solid or cushion tyres, etc.	106,370.00
United Kingdom	ABA STRONALVA LIMITED	Accumulators, electric	69,008.40
United Kingdom	WINCHESTER PROCUREMENT LIMITED	Accumulators, electric	34,653.50
United Kingdom	EUROCONTROLS AUTOMATION INC	Aerials and antennae	74,913.00
United Kingdom	RAINBO SUPPLIES AND SERVICES LTD	Air conditioning, cold chain and refrigerating equipment	285,765.00
United Kingdom	SHEARGOLD LIMITED	Angles, shapes and sections, of iron or non-alloy steel	49,200.00
United Kingdom	MEDIWORLD LTD	Antidotes and other substances used in poisonings	32,207.20
United Kingdom	BLAYTHORNE LTD	Articles for medical or surgical purposes n.e.c.	519,850.00
United Kingdom	SHEARGOLD LIMITED	Articles for medical or surgical purposes n.e.c.	286,750.00
United Kingdom	RAINBO SUPPLIES AND SERVICES LTD	Articles for medical or surgical purposes n.e.c.	37,661.83
United Kingdom	UNIT EXPORT LIMITED	Automotive workshop equipment	39,750.00
United Kingdom	SHEAR GOLD LTD	Automotive workshop equipment	31,568.00
United Kingdom	FG WILSON (ENGINEERING) LTD.	Bars and rods of iron or steel, hot rolled	1,354,436.89
United Kingdom	WINCHESTER PROCUREMENT LIMITED	Bars and rods of iron or steel, hot rolled	68,434.00
United Kingdom	EURO CONTROLS AUTOMATION	Bridges, bridge sections, towers and lattice masts, of iron or steel	304,575.46
United Kingdom	ABA STRONALVA LIMITED	Buildings, prefabricated for office, school, home or warehouse	74,422.05
United Kingdom	LANTRADE GLOBAL SUPPLIES LIMITED	Clothing of textile materials	500,650.00
United Kingdom	CROMWELL TOOLS LIMITED	Clothing of textile materials	129,702.86
United Kingdom	ETON INTERNATIONAL	Clothing of textile materials	39,050.00
United Kingdom	DANDO DRILLING INTERNATIONAL LTD	Coal or rock cutters and tunnelling, boring and sinking machinery	2,895,708.03
United Kingdom	BUTYL PRODUCTS LIMITED	Construction materials of plastic; containers of plastic	133,669.01
United Kingdom	SHEARGOLD LIMITED	Construction materials of plastic; containers of plastic	51,310.00
United Kingdom	RAINBO SUPPLIES AND SERVICES LTD.	Construction materials of plastic; containers of plastic	50,795.66
United Kingdom	WATERSIDE MANUFACTURING LTD T/A ENGLANDS SAFETY EQUIPMENT	Crowd control equipment	64,013.16
United Kingdom	GREENHAM EXPORT	Detergents, perfumes and washing preparations	40,015.21
United Kingdom	RAINBO SUPPLIES AND SERVICES LTD	Detergents, perfumes and washing preparations	31,428.21
United Kingdom	HESCO BASTION LIMITED	Diodes, transistors and similar semi-conductor devices	92,237.27
United Kingdom	RAINBO SUPPLIES & SERVICES LTD	Disinfectants	121,900.66
United Kingdom	RICOH INTERNATIONAL B.V.	Domestic cooking and heating equipment	82,557.84
United Kingdom	SHEARGOLD LIMITED	Domestic metal products	136,880.00
United Kingdom	RAINBO SUPPLIES AND SERVICES LTD	Domestic metal products	72,303.10
United Kingdom	FG WILSON (ENGINEERING) LTD.	Electric motors, generators and the like	4,643,918.14
United Kingdom	HESCO BASTION	Electric motors, generators and the like	3,847,208.54
United Kingdom	F.G.WILSON ENGINEERING	Electric motors, generators and the like	1,815,948.40
United Kingdom	F.G WILSON (ENGINEERING) LTD	Electric motors, generators and the like	610,991.43
United Kingdom	FG WILSON (ENG) LTD	Electric motors, generators and the like	202,000.29
United Kingdom	F.G.WILSON (ENGINEERING) LTD.	Electric motors, generators and the like	156,804.61
United Kingdom	FG WILSON (ENGINEERING) LIMITED	Electric motors, generators and the like	101,487.85
United Kingdom	ETON INTERNATIONAL	Electric motors, generators and the like	61,058.70
United Kingdom	WINCHESTER PROCUREMENT LIMITED	Electric motors, generators and the like	56,070.56
United Kingdom	FG WILSON (ENGINEERING) LTD.	Electric motors, generators and transformers, parts thereof	1,999,177.43
United Kingdom	WINCHESTER PROCUREMENT LIMITED	Electric motors, generators and transformers, parts thereof	174,245.69
United Kingdom	RICHARDSON SUPPLY COMPANY LIMITED	Electric motors, generators and transformers, parts thereof	86,135.08
United Kingdom	F.G.WILSON (ENGINEERING) LTD.	Electric motors, generators and transformers, parts thereof	71,478.45
United Kingdom	SHEARGOLD LTD.	Electric motors, generators and transformers, parts thereof	46,993.00
United Kingdom	BARHAM GLOBAL LTD	Electric motors, generators and transformers, parts thereof	42,991.33
United Kingdom	RAINBO SUPPLIES & SERVICES LTD	Electric motors, generators and transformers, parts thereof	32,560.03
United Kingdom	SHEARGOLD LTD.	Electricity distribution or control apparatus	65,208.89
United Kingdom	DHL DANZAS AIR & OCEAN A/S	Electricity distribution or control apparatus	39,076.01
United Kingdom	SHEARGOLD LIMITED	Electricity distribution or control apparatus, parts and accessories thereof	129,747.50
United Kingdom	SHEAR GOLD LTD	Engines and motors, hydraulic and pneumatic power	62,851.00
United Kingdom	VOCALITY INTERNATIONAL LTD	Equipment and accessories for connecting edp equipment intonetworks	70,654.95
United Kingdom	RICHARDSON SUPPLY COMPANY LTD	Equipment and accessories for connecting edp equipment intonetworks	36,337.96
United Kingdom	MOTOROLA SOLUTIONS UK LIMITED	Expendables and accessories for use with edp equipment n.e.c.	112,697.63
United Kingdom	ETON INTERNATIONAL	Expendables for use with edp equipment	57,278.70
United Kingdom	SHEARGOLD LIMITED	Expendables for use with edp equipment	36,831.70
United Kingdom	RICHARDSON SUPPLY CO.LTD.	Expendables for use with edp equipment	36,311.86
United Kingdom	ETON INTERNATIONAL LTD	Expendables for use with edp equipment	31,033.35
United Kingdom	FG WILSON (ENGINEERING) LIMITED	Filtering and purifying equipment	116,775.80
United Kingdom	RAINBO SUPPLIES AND SERVICES LTD.	Filtering and purifying equipment	95,734.65
United Kingdom	RAINBO SUPPLIES & SERVICES LTD	Food products, other	98,118.78
United Kingdom	TUF WORK & SAFETYWEAR	Footwear, safety	54,686.90
United Kingdom	RAINBO SUPPLIES AND SERVICES LTD	Forklift trucks and other works trucks	37,957.48
United Kingdom	RAINBO SUPPLIES AND SERVICES LTD	Furniture, domestic	2,356,823.00
United Kingdom	RAINBO SUPPLIES & SERVICES LTD.	Furniture, kitchen	69,336.06
United Kingdom	RICHARDSON SUPPLY COMPANY LIMITED	Furniture, office, other than chairs	103,334.03
United Kingdom	ASTEL (UK) LTD	Furniture, office, other than chairs	38,103.83
United Kingdom	RICHARDSON SUPPLY CO. LTD	Furniture, other, n.e.c.	119,705.69
United Kingdom	RAINBO SUPPLIES & SERVICES LTD.	Furniture, other, n.e.c.	36,075.97
United Kingdom	WINCHESTER PROCUREMENT LIMITED	Glass articles, other	49,767.27
United Kingdom	RAINBO SUPPLIES & SERVICES LTD.	Gymnasium or athletics articles and equipment	33,655.05

Major Orders for Goods Placed by Agency During 2011 (Orders of \$30,000 or more)

AGENCY			PO Value
Location of Supplier	Name of Supplier	Description of Goods	USD
UN-PD Continued			
United Kingdom	SHEARGOLD LIMITED	Hydrocarbons and their halogenated, sulphonated or nitrosated derivatives	68,250.00
United Kingdom	RICHARDSON SUPPLY COMPANY LIMITED	Instruments for measuring temperature or other physical properties n.e.c.	31,667.71
United Kingdom	SHEARGOLD LTD.	Insulated wire and cable; optical fibre cables	362,750.00
United Kingdom	HESCO BASTION LTD.	Insulated wire and cable; optical fibre cables	200,208.33
United Kingdom	RAINBO SUPPLIES AND SERVICES LTD	Insulated wire and cable; optical fibre cables	152,316.90
United Kingdom	SHEARGOLD LIMITED	Insulated wire and cable; optical fibre cables	118,138.00
United Kingdom	ABA STRONALVA LIMITED	Insulated wire and cable; optical fibre cables	70,466.00
United Kingdom	SHEAR GOLD LTD	Insulated wire and cable; optical fibre cables	53,934.00
United Kingdom	FG WILSON (ENGINEERING) LTD.	Insulated wire and cable; optical fibre cables	51,491.97
United Kingdom	WINCHESTER PROCUREMENT LIMITED	Ironmongry	38,523.70
United Kingdom	UNIMED INTERNATIONAL LTD	Laboratory equipment miscellaneous n.e.c.	33,546.80
United Kingdom	RAINBO SUPPLIES AND SERVICES LTD.	Laboratory glassware	43,643.69
United Kingdom	FG WILSON (ENGINEERING) LIMITED	Lamps, electric filament or discharge; arc lamps	202,173.58
United Kingdom	SHEARGOLD LIMITED	Lamps, electric filament or discharge; arc lamps	44,120.00
United Kingdom	METALITE AVIATION LIGHTING	Lighting equipment	37,168.00
United Kingdom	RICHARDSON SUPPLY COMPANY LIMITED	Lubricating preparations	32,531.27
United Kingdom	CROMWELL TOOLS LIMITED	Machine tools, parts and accessories thereof	60,990.26
United Kingdom	ETON INTERNATIONAL	Machinery, special purpose, other	52,675.00
United Kingdom	UNIT EXPORT LIMITED	Measuring, checking and testing appliances n.e.c.	387,727.00
United Kingdom	WESTMINSTER INTERNATIONAL LTD.	Measuring, checking and testing appliances n.e.c.	53,541.12
United Kingdom	SHEARGOLD LIMITED	Micro-computers	60,545.00
United Kingdom	CTEQ LTD.	Mortuary supplies	73,971.27
United Kingdom	DOMINO TELECOM SOLUTIONS LIMITED	Motor spirit (gasoline), including aviation spirit	30,000.00
United Kingdom	JANKEL ARMOURING LIMITED	Motor vehicle parts and accessories	317,691.77
United Kingdom	JANKEL ARMOURING LTD	Motor vehicle parts and accessories	262,513.57
United Kingdom	CTEQ LTD.	Motor vehicle parts and accessories	224,301.50
United Kingdom	SHEARGOLD LIMITED	Motor vehicle parts and accessories	79,791.00
United Kingdom	BRANDCONTACT (UK) LTD.	Motor vehicle parts and accessories	58,069.16
United Kingdom	CTEQ LTD	Motor vehicle parts and accessories	50,346.72
United Kingdom	ABA STRONALVA LIMITED	Motor vehicle parts and accessories	39,583.30
United Kingdom	WINCHESTER PROCUREMENT LIMITED	Motor vehicle parts and accessories	35,683.48
United Kingdom	SHEARGOLD LTD	Motor vehicle parts and accessories	30,585.88
United Kingdom	JANKEL ARMOURING LTD.	Motor vehicles and parts and accessories thereof	37,203.36
United Kingdom	AIR CHARTER SERVICE PLC	Motor vehicles, passenger, other	65,500.00
United Kingdom	JANKEL ARMOURING LTD.	Motor vehicles, special purpose	861,964.72
United Kingdom	MEDIWORLD LTD	Non-epi vaccines	49,400.00
United Kingdom	CTEQ LTD	Optical and photographic equipment, parts and accessories thereof	34,297.84
United Kingdom	ASTEL (UK) LTD	Optical input/output units, such as scanners, optical readers etc.	53,994.48
United Kingdom	RAINBO SUPPLIES AND SERVICES LTD	Packing and sealing articles of plastics	49,016.64
United Kingdom	RAINBO SUPPLIES & SERVICES LTD	Packing and sealing articles of plastics	45,127.10
United Kingdom	DOMINO TELECOM SOLUTIONS LIMITED	Pc software, general	90,708.00
United Kingdom	RICHARDSON SUPPLY COMPANY LIMITED	Pc software, general	54,060.98
United Kingdom	SOFT-EX (UK) LTD	Pc software, general	53,405.99
United Kingdom	ROSETTA STONE (UK) LTD	Pc software, general	38,626.61
United Kingdom	MEDIWORLD	Pharmaceutical products n.e.c.	34,145.84
United Kingdom	SHEARGOLD LIMITED	Photocopying apparatus	83,230.00
United Kingdom	RAINBO SUPPLIES AND SERVICES LTD	Primary cells and primary batteries	51,596.00
United Kingdom	ETON INTERNATIONAL	Processing units for edp, other	36,175.00
United Kingdom	SHEAR GOLD LTD	Protection devices for edp equipment	179,910.00
United Kingdom	SHEARGOLD LIMITED	Pumps, other than water pumps; air or other gas compressors	84,050.00
United Kingdom	MOTOROLA LIMITED	Radio broadcast and television receivers	822,056.15
United Kingdom	BARRETT EUROPE LTD.	Radio broadcast and television receivers	606,373.69
United Kingdom	BARRETT EUROPE LIMITED	Radio broadcast and television receivers	228,716.95
United Kingdom	BARRETT EUROPE LIMITED	Radio broadcast and television receivers	106,804.72
United Kingdom	MOTOROLA LIMITED (UNITED KINGDOM)	Radio broadcast and television receivers	57,696.38
United Kingdom	RAINBO SUPPLIES AND SERVICES LTD	Radio broadcast and television receivers	56,560.60
United Kingdom	SHEARGOLD LIMITED	Radio broadcast and television receivers	52,060.00
United Kingdom	ETON INTERNATIONAL	Radio broadcast and television receivers	36,225.00
United Kingdom	RICHARDSON SUPPLY COMPANY LIMITED	Radio or television transmission apparatus, parts and accessories thereof	65,312.43
United Kingdom	EUROCONTROLS AUTOMATION INC	Radio or television transmission apparatus; television cameras	114,927.66
United Kingdom	SHEAR GOLD LTD	Radio or television transmission apparatus; television cameras	55,902.00
United Kingdom	RICHARDSON SUPPLY COMPANY LIMITED	Radio or television transmission apparatus; television cameras	51,006.25
United Kingdom	MOTOROLA SOLUTIONS UK LIMITED	Radio or television transmission apparatus; television cameras	40,014.00
United Kingdom	J & S FRANKLIN LTD	Sacks and bags, of a kind used for the packing of goods	432,071.60
United Kingdom	RAINBO SUPPLIES & SERVICES LTD	Sacks and bags, of a kind used for the packing of goods	397,208.00
United Kingdom	RAINBO SUPPLIES AND SERVICES LTD.	Safety clothing and headgear; other headgear of rubber or plastics	53,052.30
United Kingdom	RAINBO SUPPLIES & SERVICES LTD	Safety clothing and headgear; other headgear of rubber or plastics	49,514.88
United Kingdom	ETON INTERNATIONAL	Safety clothing and headgear; other headgear of rubber or plastics	48,360.30
United Kingdom	RAINBO SUPPLIES & SERVICES LTD	Safety equipment	41,534.20
United Kingdom	SHEARGOLD LIMITED	Sands	92,750.00
United Kingdom	STRATOS WIRELESS INC	Satellite communication systems	133,367.52
United Kingdom	PARABY LIMITED	Satellite communication systems	74,506.00
United Kingdom	SHEARGOLD LIMITED	Satellite communication systems	34,170.80
United Kingdom	DOMINO TELECOM SOLUTIONS LIMITED	Satellite communication systems	32,400.00
United Kingdom	RAINBO SUPPLIES AND SERVICES LIMITED	Seats and chairs	33,988.04
United Kingdom	HESCO BASTION	Security equipment, special purpose	275,512.50
United Kingdom	UNIT EXPORT LIMITED	Security equipment, special purpose	52,475.00
United Kingdom	RAINBO SUPPLIES & SERVICES LTD	Soap and cleaning preparations	249,516.50
United Kingdom	GREENHAM EXPORT	Soap and cleaning preparations	98,732.34
United Kingdom	PUBLISHING TECHNOLOGY (EUROPE) LTD	Software application packages	323,500.00
United Kingdom	SOFT-EX COMMUNICATIONS LTD	Software application packages	102,271.49
United Kingdom	RAINBO SUPPLIES AND SERVICES LTD	Stationery articles n.e.c.	31,576.40
United Kingdom	HESCO BASTION LTD.	Stoppers, caps, lids and other metal packing accessories; wire and wire products	1,332,733.91
United Kingdom	HESCO BASTION LIMITED	Stoppers, caps, lids and other metal packing accessories; wire and wire products	354,662.48
United Kingdom	WINCHESTER PROCUREMENT LIMITED	Stoppers, caps, lids and other metal packing accessories; wire and wire products	40,187.00
United Kingdom	FG WILSON (ENGINEERING) LTD.	Structural components, prefabricated, of cement or concrete	31,577.30
United Kingdom	HESCO BASTION LIMITED	Structures, other, and sections of iron, steel or aluminium	256,769.86
United Kingdom	RAINBO SUPPLIES AND SERVICES LTD.	Structures, other, and sections of iron, steel or aluminium	112,895.80
United Kingdom	BARRETT EUROPE LIMITED	Telecommunication equipment	194,412.64
United Kingdom	BARRETT EUROPE LIMITED	Telecommunication equipment, other	1,770,556.88
United Kingdom	MOTOROLA SOLUTIONS UK LTD.(FORMERLY MOTOROLA INC.)	Telecommunication equipment, other	1,477,088.74
United Kingdom	MOTOROLA SOLUTIONS UK LIMITED	Telecommunication equipment, other	739,419.18
United Kingdom	ALLEN VANGUARD LTD.	Telecommunication equipment, other	469,943.78
United Kingdom	ALLEN-VANGUARD LTD	Telecommunication equipment, other	304,174.92
United Kingdom	MOTOROLA SOLUTIONS UK LTD	Telecommunication equipment, other	98,130.10
United Kingdom	MOTOROLA LIMITED*	Telecommunication equipment, other	75,315.64
United Kingdom	ALLEN-VANGUARD LTD	Telecommunication equipment, parts and accessories thereof	3,428,180.39
United Kingdom	MOTOROLA SOLUTIONS UK LIMITED	Telecommunication equipment, parts and accessories thereof	408,660.69
United Kingdom	BARRETT EUROPE LTD	Telecommunication equipment, parts and accessories thereof	259,893.05
United Kingdom	BARRETT EUROPE LIMITED	Telecommunication equipment, parts and accessories thereof	178,763.72
United Kingdom	EUROCONTROLS AUTOMATION INC.	Telecommunication equipment, parts and accessories thereof	39,281.00
United Kingdom	MOTOROLA LIMITED	Telecommunication equipment, parts and accessories thereof	37,663.70
United Kingdom	STRATOS WIRELESS INC	Telephone equipment	239,840.87
United Kingdom	BRANDCONTACT	Telephone equipment	38,900.02
United Kingdom	RAINBO SUPPLIES & SERVICES LTD	Testing equipment n.e.c.	31,421.73
United Kingdom	RAINBO SUPPLIES AND SERVICES LTD.	Textile articles made-up, other	30,274.15
United Kingdom	MOTOROLA SOLUTIONS UK LIMITED	Trailers and semi-trailers; containers	1,910,826.00
United Kingdom	HESCO BASTION LIMITED	Trailers and semi-trailers; containers	933,427.34
United Kingdom	EURO CONTROLS AUTOMATION	Trailers and semi-trailers; containers	36,200.00
United Kingdom	PETERS & MAY LTD.	Trailers and semi-trailers; containers	35,794.00
United Kingdom	WINCHESTER PROCUREMENT LIMITED	Transfers (decalcomanias); printed calendars; other printedmatter	32,163.61
United Kingdom	RAINBO SUPPLIES AND SERVICES LTD	Tubes, pipes and hoses, and fittings therefor, of plastics	352,173.93
United Kingdom	RAINBO SUPPLIES & SERVICES LTD	Tyres, pneumatic new, inner tubes, solid or cushion tyres, etc.	345,245.96
United Kingdom	RAINBO SUPPLIES AND SERVICES LTD.	Tyres, pneumatic new, inner tubes, solid or cushion tyres, etc.	306,082.54
United Kingdom	RAINBO SUPPLIES AND SERVICES LTD	Tyres, pneumatic new, inner tubes, solid or cushion tyres, etc.	71,320.00
United Kingdom	RAINBO SUPPLIES AND SERVICES LTD	Weighing equipment, micrometers, gauges etc.	224,441.67
United Republic of Tanzania	INTERSOFT TECHNOLOGIES	Hand tools (including glaziers diamonds) n.e.c.	36,845.33
United Republic of Tanzania	MATHER + PLATT TANZANIA LIMITED	Insulated wire and cable; optical fibre cables	42,380.00
United Republic of Tanzania	LIFELINE COMMERCIAL AGENCIES LTD	Paper of paperboard n.e.c., for printing or other graphic purpose	57,600.00
UN-PD Continued			

Major Orders for Goods Placed by Agency During 2011 (Orders of \$30,000 or more)

AGENCY			PO Value
Location of Supplier	Name of Supplier	Description of Goods	USD
United Republic of Tanzania	JUBILEE TYRES 2002 LTD	Rubber tyres and tubes	32,824.00
United Republic of Tanzania	INTERSOFT TECHNOLOGIES	Security equipment, special purpose	184,200.40
United Republic of Tanzania	CHART INVESTMENT COMPANY LIMITED	Stationery articles n.e.c.	44,000.00
United Republic of Tanzania	JUBILEE TYRES 2002 LTD	Tyres, pneumatic new, inner tubes, solid or cushion tyres, etc.	67,000.00
United States of America	GLOBECOMM SYSTEMS INC.	Aerials and antennae	776,520.00
United States of America	SDV (USA) INC.	Aerials and antennae	167,297.73
United States of America	ALEXANDER WOLF + SON	Air conditioning, cold chain and refrigerating equipment	84,262.00
United States of America	ALLIED GLOBAL, INC.	Air conditioning, cold chain and refrigerating equipment	35,000.00
United States of America	EVER READY FIRST AID & MEDICAL SUP.	Articles for medical or surgical purposes n.e.c.	66,555.90
United States of America	ABBOTT LABORATORIES	Articles for medical or surgical purposes n.e.c.	45,000.00
United States of America	TCS SUPPLY CO	Audio and video accessories	52,195.00
United States of America	CENTER INDUSTRIAL ELECTRONICS, INC.	Audio and video accessories	50,000.00
United States of America	CISCO SYSTEMS, INC.	Audio visual equipment	42,143.30
United States of America	GIMCO	Bars and rods of iron or steel, hot rolled	437,478.00
United States of America	ALLIED GLOBAL, INC.	Bars and rods of iron or steel, hot rolled	118,600.00
United States of America	DADE SKY TRADING	Bars and rods of iron or steel, hot rolled	56,069.35
United States of America	GIMCO	Binders, folders and file covers	59,273.12
United States of America	THE MCGRAW-HILL COMPANIES, INC.	Books, brochures, leaflets and similar printed matter	32,344.50
United States of America	MOTOROLA SOLUTIONS	Buildings, prefabricated for office, school, home or warehouse	950,082.67
United States of America	CISCO SYSTEMS INC.	Buildings, prefabricated for office, school, home or warehouse	424,777.50
United States of America	BLOOMSBURG CARPET	Carpets and other textile floor coverings	36,596.33
United States of America	CONSOLIDATED CARPET TRADE WORKROOM,	Carpets and other textile floor coverings	30,000.00
United States of America	ASTROPHYSICS INC.	Chemical products, other	77,715.00
United States of America	GIMCO	Clothing of textile materials	98,962.55
United States of America	SOME'S UNIFORMS INC.	Clothing of textile materials	77,189.04
United States of America	SOME'S UNIFORMS, INC.	Clothing of textile materials	46,735.40
United States of America	SOME'S WORLD WIDE UNIFORMS	Clothing of textile materials	44,044.00
United States of America	AASTRA TELECOM SWEDEN AB	Components for telecommunication equipment	57,508.27
United States of America	GLOBECOMM SYSTEMS INC	Components for telecommunication equipment	46,875.00
United States of America	LENOVO GROUP	Computer display terminals	795,280.00
United States of America	LENOVO, INC.	Computer display terminals	76,700.00
United States of America	IBM CORPORATION	Computer monitored systems, industrial, for measuring, steering etc.	55,387.50
United States of America	CHARLES RIVER SYSTEMS, INC.	Computer systems, special purpose other	384,078.19
United States of America	CITRIX SYSTEMS	Computer systems, special purpose other	152,900.00
United States of America	CSU INDUSTRIES	Computer systems, special purpose other	88,200.00
United States of America	RSA SECURITY, LLC	Computer systems, special purpose other	38,927.70
United States of America	LENOVO (UNITED STATES) INC.	Computer systems, special purpose other	36,881.00
United States of America	PRESIDENT CONTAINER INC.	Containers, paper and paperboard	32,515.00
United States of America	UNFPA	Contraceptives	41,021.75
United States of America	MINE SAFETY APPLIANCES COMPANY	Crowd control equipment	3,100,634.75
United States of America	MICROSOFT CORPORATION	Databases	161,380.68
United States of America	DTI OF WASHINGTON, LLC	Databases	133,907.00
United States of America	DADE SKY TRADING	Detergents, perfumes and washing preparations	31,806.95
United States of America	KUEHNE & NAGEL INC.	Domestic cooking and heating equipment	69,464.00
United States of America	DADE SKY TRADING	Domestic cooking and heating equipment	47,675.00
United States of America	LA CRESTA COMMUNICATIONS INC.	Domestic cooking and heating equipment	35,015.66
United States of America	CISCO SYSTEMS, INC.	Edp equipment n.e.c.	4,424,341.22
United States of America	EMC CORPORATION	Edp equipment n.e.c.	1,823,121.00
United States of America	CISCO SYSTEMS INC	Edp equipment n.e.c.	1,730,463.20
United States of America	CISCO SYSTEMS INC.	Edp equipment n.e.c.	236,613.90
United States of America	CSU INDUSTRIES	Edp equipment n.e.c.	82,900.00
United States of America	LENOVO (US) INC.	Edp equipment n.e.c.	82,655.00
United States of America	CISCO SYSTEMS, INC.	Edp equipment/machinery, other, and parts thereof	354,393.84
United States of America	CISCO SYSTEMS INC.	Edp equipment/machinery, other, and parts thereof	241,883.20
United States of America	XEROX CORPORATION	Edp equipment/machinery, other, and parts thereof	111,675.00
United States of America	CSU INDUSTRIES	Edp equipment/machinery, other, and parts thereof	108,200.00
United States of America	LENOVO, INC.	Edp equipment/machinery, other, and parts thereof	68,705.00
United States of America	CAVALIER OFFICE PRODUCTS	Edp equipment/machinery, other, and parts thereof	65,705.00
United States of America	COMP-U-FIELD	Edp equipment/machinery, other, and parts thereof	30,000.00
United States of America	BANCROFT GLOBAL DEVELOPMENT	Electric motors, generators and the like	319,667.85
United States of America	SDV USA INC	Electric motors, generators and the like	186,060.00
United States of America	GIMCO	Electric motors, generators and the like	30,845.00
United States of America	SANTPOORT PROJECT SUPPLIES VB	Electric motors, generators and transformers, parts thereof	43,459.00
United States of America	PETROCELLI ELECTRIC COMPANY, INC.	Electrical equipment, other and parts thereof	60,467.00
United States of America	W.W. GRAINGER, INC.	Electrical equipment, parts and accessories thereof	50,000.00
United States of America	CISCO SYSTEMS INC	Electricity distribution or control apparatus	628,778.00
United States of America	SIEMENS HEALTHCARE DIAGNOSTICS	Electro-diagnostic apparatus, including ecg, eeg, ultrasound scanners	75,000.00
United States of America	MOTOROLA INC	Electronic components, parts and accessories thereof	165,970.70
United States of America	GLOBECOMM SYSTEMS INC.	Electronic components, parts and accessories thereof	53,992.67
United States of America	MICRO CONNECTIONS INC.	Electronic components, parts and accessories thereof	33,092.00
United States of America	CISCO SYSTEMS, INC.	Equipment and accessories for connecting edp equipment intonetworks	10,397,264.72
United States of America	CISCO SYSTEMS INC.	Equipment and accessories for connecting edp equipment intonetworks	9,051,430.32
United States of America	CISCO SYSTEMS	Equipment and accessories for connecting edp equipment intonetworks	2,957,201.70
United States of America	CISCO SYSTEMS INC	Equipment and accessories for connecting edp equipment intonetworks	2,129,518.74
United States of America	MOTOROLA SOLUTIONS	Equipment and accessories for connecting edp equipment intonetworks	493,831.72
United States of America	PLANSON INTERNATIONAL CORP.	Equipment and accessories for connecting edp equipment intonetworks	347,262.00
United States of America	CORPORATE COMPUTER SOLUTIONS	Equipment and accessories for connecting edp equipment intonetworks	61,080.00
United States of America	CISCO SYSTEM,INC.	Equipment and accessories for connecting edp equipment intonetworks	55,952.60
United States of America	EMC CORPORATION	Expansion cards & other add-on hard- or firm-ware	175,200.00
United States of America	COMP-U-FIELD	Expendables and accessories for use with edp equipment	50,000.00
United States of America	LENOVO, INC.	Expendables and accessories for use with edp equipment	36,110.00
United States of America	CISCO SYSTEMS, INC	Expendables for use with edp equipment	261,525.70
United States of America	TCS SUPPLY CO.	Expendables for use with edp equipment	79,689.00
United States of America	LA CRESTA COMMUNICATIONS INC.	Expendables for use with edp equipment	57,837.05
United States of America	KUEHNE & NAGEL INC.	Expendables for use with edp equipment	40,867.28
United States of America	COMPUTHINK INC	Expendables for use with edp equipment	31,823.33
United States of America	TEREX CORPORATION	Forklift trucks and other works trucks	588,945.19
United States of America	LOGISTICS, INC.	Furniture	1,287,880.00
United States of America	ARENSON OFFICE FURNISHINGS, INC.	Furniture	307,360.80
United States of America	SKANSKA USA BUILDING INC.	Furniture	150,000.00
United States of America	HERMAN MILLER INC.	Furniture	85,592.00
United States of America	THE GUNLOCKE COMPANY LLC	Furniture	78,862.70
United States of America	WALDNERS BUSINESS ENVIRONMENTS	Furniture	75,801.50
United States of America	ARENSON OFFICE FURNISHINGS, INC.	Furniture, office, other than chairs	881,520.15
United States of America	KUEHNE & NAGEL INC.	Furniture, office, other than chairs	42,100.00
United States of America	ARENSON OFFICE FURNISHINGS, INC.	Furniture, other, n.e.c.	498,080.00
United States of America	ON SITE GAS SYSTEMS, INC.	Gas generators, distilling plant	48,765.95
United States of America	ACME INDUSTRIAL SUPPLY INC.	General purpose machinery, parts and accessories thereof	50,000.00
United States of America	GIMCO	Gymnasium or athletics articles and equipment	235,776.00
United States of America	DADE SKY TRADING	Gymnasium or athletics articles and equipment	91,429.10
United States of America	RODEN INDUSTRIES, INC.	Gymnasium or athletics articles and equipment	77,095.00
United States of America	STANLEY SUPPLY & SERVICES INC.	Hand tools	160,805.03
United States of America	GIMCO	Hand tools	63,587.00
United States of America	GIMCO	Hand tools, powered	33,570.00
United States of America	GIMCO	Insulated wire and cable; optical fibre cables	193,985.00
United States of America	DADE SKY TRADING	Insulated wire and cable; optical fibre cables	101,025.25
United States of America	PLANSON INTERNATIONAL CORP.	Insulated wire and cable; optical fibre cables	50,067.00
United States of America	MICHAELS ELECTRICAL SUPPLY CORP.	Insulated wire and cable; optical fibre cables	50,000.00
United States of America	MID-ISLAND ELECTRICAL SALES CORP.	Insulated wire and cable; optical fibre cables	50,000.00
United States of America	ALLIED GLOBAL, INC.	Insulated wire and cable; optical fibre cables	49,000.00
United States of America	KUEHNE & NAGEL INC.	Insulated wire and cable; optical fibre cables	42,785.00
United States of America	LA CRESTA COMMUNICATIONS INC.	Insulated wire and cable; optical fibre cables	31,826.10
United States of America	GIMCO	Ironmongry	74,037.00
United States of America	ALLIED GLOBAL, INC.	Lamps, electric filament or discharge; arc lamps	60,000.00
United States of America	MICHAELS ELECTRICAL SUPPLY CORP.	Lamps, electric filament or discharge; arc lamps	50,000.00
United States of America	REGENCY ENTERPRISES, INC.	Lamps, electric filament or discharge; arc lamps	40,000.00
United States of America	DADE SKY TRADING	Lubricating preparations	168,461.10
United States of America	GIMCO	Luggage, handbags and the like	215,275.00
United States of America	ALLIED GLOBAL, INC.	Luggage, handbags and the like	32,720.00
United States of America	ASTROPHYSICS INC.	Machinery, special purpose, other	95,043.00

UN-PD Continued

Major Orders for Goods Placed by Agency During 2011 (Orders of \$30,000 or more)

AGENCY			PO Value
Location of Supplier	Name of Supplier	Description of Goods	USD
United States of America	LENOVO, INC.	Mainframe computers	244,070.00
United States of America	RODEN INDUSTRIES, INC.	Measuring, checking and testing appliances n.e.c.	245,401.00
United States of America	GIMCO	Measuring, checking and testing appliances n.e.c.	123,940.00
United States of America	ASTROPHYSICS INC.	Metal goods n.e.c.	291,072.00
United States of America	RODEN INDUSTRIES, INC.	Metal goods n.e.c.	34,000.00
United States of America	LENOVO, INC.	Micro-computers	7,064,419.00
United States of America	LENOVO INC.	Micro-computers	1,477,868.00
United States of America	LENOVO; INC.	Micro-computers	1,167,447.00
United States of America	LENOVO (UNITED STATES) INC.	Micro-computers	866,742.00
United States of America	LENOVO GROUP	Micro-computers	297,850.00
United States of America	LENOVO (UNITED STATES) INC	Micro-computers	264,520.00
United States of America	LENOVO	Micro-computers	247,727.00
United States of America	DYNAMIC SYSTEMS INC.	Micro-computers	215,215.62
United States of America	LENOVO INTERNATIONAL	Micro-computers	111,897.00
United States of America	CISCO SYSTEMS, INC.	Micro-computers	100,656.80
United States of America	TCS SUPPLY CO.	Micro-computers	63,500.00
United States of America	IBM/LENOVO (UNITED STATES) INC.	Micro-computers	44,842.00
United States of America	TCS SUPPLY CO	Micro-computers	37,080.00
United States of America	DASCOM SOLUTIONS LLC	Microphones, loudspeakers, headphones, earphones, amplifiers	44,940.00
United States of America	LENOVO INC.	Mini-computers	821,330.00
United States of America	LENOVO, INC.	Mini-computers	213,718.00
United States of America	NEW YORK FUNERAL SUPPLY	Mortuary supplies	129,042.00
United States of America	WORLD FUEL SERVICES CORP	Motor spirit (gasoline), including aviation spirit	2,515,500.00
United States of America	EXXON MOBIL FLEET/GECC	Motor spirit (gasoline), including aviation spirit	80,000.00
United States of America	DADE SKY TRADING	Motor vehicle parts and accessories	46,600.00
United States of America	GIMCO	Motor vehicle parts and accessories	31,758.45
United States of America	MAJOR AUTOMOTIVE GROUP	Motor vehicle parts and accessories	30,929.52
United States of America	GLOBAL FLEET SALES, LLC	Motor vehicles and parts and accessories thereof	4,390,435.51
United States of America	GLOBAL FLEET SALES INC.	Motor vehicles and parts and accessories thereof	1,735,923.42
United States of America	TEREX CORPORATION	Motor vehicles and parts and accessories thereof	445,527.82
United States of America	TLD AMERICA CORPORATION	Motor vehicles and parts and accessories thereof	330,600.00
United States of America	CATERPILLAR INC.	Motor vehicles and parts and accessories thereof	249,243.26
United States of America	DOOSAN INFACORE AMERICA CORP.	Motor vehicles and parts and accessories thereof	35,833.09
United States of America	INTERNATIONAL FLEET SALES INC	Motor vehicles, goods transport	192,042.00
United States of America	PERRY FORD OF NATIONAL CITY, LLC	Motor vehicles, goods transport	83,245.00
United States of America	GLOBAL FLEET SALES, LLC	Motor vehicles, passenger, other	111,834.96
United States of America	MINISTRY OF NATIONAL DEFENSE OF THE REPUBLIC OF POLAND	Motor vehicles, special purpose	44,334.64
United States of America	MARQUARDT & COMPANY	Newsprint, hand made-paper and punch card stock	123,193.89
United States of America	TCS SUPPLY CO	Office and accounting machinery, parts and accessories thereof	32,433.00
United States of America	CROWLEY MICROGRAPHICS, INC	Office machines, other	99,987.00
United States of America	MOTOROLA, INC	Optical input/output units, such as scanners, optical readers etc.	114,174.36
United States of America	TERA INTERNATIONAL	Optical input/output units, such as scanners, optical readers etc.	60,600.00
United States of America	MOTOROLA INC.	Optical input/output units, such as scanners, optical readers etc.	30,596.04
United States of America	SEA BOX, INC.	Packing and sealing articles of plastics	95,940.00
United States of America	DADE SKY TRADING	Paints and varnishes (including enamels and lacquers) and related products	170,824.80
United States of America	MARQUARDT & COMPANY	Paper of paperboard n.e.c., for printing or other graphic purpose	1,001,705.80
United States of America	COMPUTHINK INC.	Paper of paperboard n.e.c., for printing or other graphic purpose	265,967.41
United States of America	PREMIER & COMPANIES, INC.	Paper of paperboard n.e.c., for printing or other graphic purpose	41,000.00
United States of America	CONSOLIDATED EDISON COMPANY	Pc software, general	105,000.00
United States of America	MTS-INTEGRATRAK, INC.	Pc software, general	47,142.00
United States of America	ENVIRONMENTAL SYSTEMS RESEARCH INSTITUTE,INC	Pc software, general	41,122.88
United States of America	CISCO SYSTEMS,INC.	Pc software, general	31,547.28
United States of America	CISCO SYSTEMS, INC.	Photographic and cinematographic equipment	229,049.74
United States of America	COLORID, LLC	Photographic and cinematographic equipment	68,446.30
United States of America	COMPUTHINK	Photographic and cinematographic equipment	59,014.71
United States of America	GIMCO	Photographic and cinematographic equipment	55,885.00
United States of America	CPFILMS, INC.	Plastic articles n.e.c.	74,932.00
United States of America	U.S. POSTAL SERVICE	Postage, revenue or similar stamps, unused	40,000.00
United States of America	SAS GRAPHIC SUPPLY INC	Printing and bookbinding equipment	36,975.00
United States of America	KWAPLAH INTERNATIONAL,INC.	Printing and plotting devices for edp equipment	45,908.00
United States of America	COMP-U-FIELD	Processing units for edp and accessories and parts thereof	100,000.00
United States of America	CISCO SYSTEMS INC.	Processing units for edp, other	243,315.96
United States of America	TCS SUPPLY CO.	Processing units for edp, other	87,760.00
United States of America	CISCO SYSTEMS INC	Protection devices for edp equipment	219,214.40
United States of America	DADE SKY TRADING	Pumps, compressors, valves, etc., parts thereof	58,324.18
United States of America	GIMCO	Pumps, water	76,705.00
United States of America	MOTOROLA INC.	Radio broadcast and television receivers	2,419,060.69
United States of America	MOTOROLA INC	Radio broadcast and television receivers	999,725.92
United States of America	CISCO SYSTEMS INC	Radio broadcast and television receivers	169,860.56
United States of America	MOTOROLA, INC	Radio broadcast and television receivers	160,715.51
United States of America	CEIA-USA	Radio broadcast and television receivers	94,940.00
United States of America	DADE SKY TRADING	Radio broadcast and television receivers	52,628.75
United States of America	AMERICAN INTERNATIONAL RADIO,INC.	Radio broadcast and television receivers	31,653.70
United States of America	MOTOROLA SOLUTIONS	Radio or television transmission apparatus; television cameras	290,410.02
United States of America	AASTRA TELECOM SWEDEN AB	Radio or television transmission apparatus; television cameras	281,697.31
United States of America	MOTOROLA INC.	Radio or television transmission apparatus; television cameras	166,558.20
United States of America	LA CRESTA COMMUNICATIONS	Radio or television transmission apparatus; television cameras	109,954.00
United States of America	BEERS ENTERPRISES, INC.	Radio or television transmission apparatus; television cameras	40,800.00
United States of America	SOC LLC	Radio or television transmission apparatus; television cameras	33,690.00
United States of America	MOTOROLA INC	Radio-broadcasting, reception apparatus, parts and accessories thereof	308,155.00
United States of America	EMTEC FEDERAL, INC.,	Recording and reproducing apparatus, for sound and video	99,495.00
United States of America	CISCO SYSTEMS INC.	Recording and reproducing apparatus, for sound and video	89,628.60
United States of America	LENOVO	Registers, account books, note books, order books etc.	82,622.00
United States of America	SDV USA INC	Sacks and bags, of a kind used for the packing of goods	155,800.00
United States of America	H.G. MAYBECK CO.,INC.	Sacks and bags, of a kind used for the packing of goods	136,650.00
United States of America	MINISTRY OF NATIONAL DEFENSE OF THE REPUBLIC OF POLAND	Safety equipment	522,056.07
United States of America	SOME'S UNIFORMS, INC	Safety equipment	78,814.00
United States of America	DADE SKY TRADING	Sands	198,574.22
United States of America	GIMCO	Sands	78,606.50
United States of America	GLOBECOMM SYSTEMS INC.	Satellite communication systems	638,869.00
United States of America	ND SATCOM, INC.	Satellite communication systems	440,560.00
United States of America	CISCO SYSTEMS INC	Satellite communication systems	109,562.00
United States of America	MOTOROLA INC.	Satellite communication systems	85,590.00
United States of America	MOTOROLA SOLUTIONS	Satellite communication systems	81,974.55
United States of America	O'GARA SATELLITE SYSTEMS, INC.	Satellite communication systems	40,530.00
United States of America	GLOBECOM SYSTEMS INC	Satellite communication systems	39,738.00
United States of America	SINTEL SATELLITE SERVICES	Satellite communication systems	34,325.00
United States of America	GLOBECOMM SYSTEM INC	Satellite communication systems	30,954.00
United States of America	WALDNER'S BUSINESS ENVIRONMENTS	Seats and chairs	215,448.00
United States of America	CPFILMS INC.	Security equipment and supplies n.e.c.	35,822.24
United States of America	MADICO INC.	Security equipment, special purpose	223,003.00
United States of America	ALLIED GLOBAL,INC	Security equipment, special purpose	44,810.00
United States of America	COMPUTHINK,INC.	Security printing, finished articles	49,842.54
United States of America	ALLIED GLOBAL, INC.	Soap and cleaning preparations	83,500.00
United States of America	DADE SKY TRADING	Soap and cleaning preparations	47,617.99
United States of America	ORACLE AMERICA, INC.	Software application packages	1,258,280.28
United States of America	WOODWING SOLUTIONS LLC	Software application packages	311,500.00
United States of America	PITNEY BOWES	Software application packages	141,361.98
United States of America	LENOVO (UNITED STATES) INC.	Software application packages	140,680.00
United States of America	LENOVO (UNITED STATES) INC	Software application packages	132,690.00
United States of America	CA, INC.	Software application packages	112,182.00
United States of America	CITRIX SYSTEMS	Software application packages	74,836.00
United States of America	SHI INTERNATIONAL CORP.	Software application packages	74,690.00
United States of America	CISCO SYSTEMS	Software application packages	73,288.80
United States of America	MICROSOFT CORPORATION	Software application packages	73,128.40
United States of America	ENVIRONMENTAL SYSTEMS RESEARCH INSTITUTE, INC. (ESRI)	Software application packages	45,989.51
United States of America	CAVALIER OFFICE PRODUCTS	Software application packages	45,000.00
UN-PD Continued			
United States of America	INTERACTIVE VISUALIZATION SYSTEMS	Software application packages	37,158.00

Major Orders for Goods Placed by Agency During 2011 (Orders of \$30,000 or more)

AGENCY			PO Value
Location of Supplier	Name of Supplier	Description of Goods	USD
United States of America	PLANSON INTERNATIONAL CORPORATION	Software application packages	35,800.00
United States of America	MOTOROLA INC	Software licences	156,511.00
United States of America	PLANSON INTERNATIONAL CORP.	Software licences	69,955.00
United States of America	MPEX INC	Software licences	40,700.00
United States of America	IBM CORPORATION	Software licences	34,850.00
United States of America	MICROSOFT CORPORATION	Software, computer, including manuals	1,032,783.29
United States of America	EMC CORPORATION	Software, computer, including manuals	644,897.00
United States of America	VMWARE, INC.	Software, computer, including manuals	376,432.80
United States of America	IBM CORPORATION	Software, computer, including manuals	94,140.00
United States of America	LENOVO, INC.	Software, computer, including manuals	58,050.00
United States of America	I2 INC	Software, computer, including manuals	47,437.00
United States of America	CISCO SYSTEMS, INC.	Software, computer, including manuals	44,544.00
United States of America	LAWSON SOFTWARE AMERICAS INC.	Software, computer, including manuals	37,315.07
United States of America	DINI COMMUNICATIONS INC.	Software, computer, including manuals	31,080.00
United States of America	GIMCO	Soldering, brazing or welding machinery and apparatus	81,144.00
United States of America	OFFICE DEPOT BUSINESS SERVICES DIV	Stationery articles n.e.c.	2,047,917.46
United States of America	EMC CORPORATION	Storage unit accessories	1,170,546.00
United States of America	KUEHNE & NAGEL INC.	Structural components, prefabricated, of cement or concrete	190,598.29
United States of America	GIMCO	Structural components, prefabricated, of cement or concrete	35,894.11
United States of America	PLANSON INTERNATIONAL CORPORATION	Super-computers	47,221.44
United States of America	CISCO SYSTEMS, INC.	Telecommunication equipment	151,898.24
United States of America	TRIGYN TECHNOLOGIES INC	Telecommunication equipment	126,000.00
United States of America	VOCALITY INC.	Telecommunication equipment	51,217.11
United States of America	EDART GLOBAL TRADE INTERNATIONAL,	Telecommunication equipment	50,490.00
United States of America	MOTOROLA INC.	Telecommunication equipment, other	2,123,636.28
United States of America	VOCALITY INC.	Telecommunication equipment, other	166,035.41
United States of America	CISCO SYSTEMS INC.	Telecommunication equipment, other	134,379.04
United States of America	CISCO SYSTEMS	Telecommunication equipment, other	125,900.60
United States of America	GLOBECOMM SYSTEMS INC.	Telecommunication equipment, other	118,966.00
United States of America	AASTRA TELECOM SWEDEN AB	Telecommunication equipment, other	118,960.40
United States of America	CISCO SYSTEMS, INC	Telecommunication equipment, other	96,313.10
United States of America	AVIAT US INC.	Telecommunication equipment, other	71,773.98
United States of America	PITNEY BOWES	Telecommunication equipment, other	70,949.67
United States of America	LA CRESTA COMMUNICATION INC.	Telecommunication equipment, other	44,378.00
United States of America	MOTOROLA;INC.	Telecommunication equipment, other	38,079.85
United States of America	AVIAT U.S. INC. *	Telecommunication equipment, other	30,390.48
United States of America	AASTRA TELECOM SWEDEN AB	Telecommunication equipment, parts and accessories thereof	2,109,418.59
United States of America	MOTOROLA INC	Telecommunication equipment, parts and accessories thereof	500,576.68
United States of America	TRIGYN TECHNOLOGIES INC.	Telecommunication equipment, parts and accessories thereof	288,480.00
United States of America	MOTOROLA INC.	Telecommunication equipment, parts and accessories thereof	225,875.03
United States of America	GLOBECOMM SYSTEMS INC.	Telecommunication equipment, parts and accessories thereof	197,698.00
United States of America	STANLEY SUPPLY AND SERVICES	Telecommunication equipment, parts and accessories thereof	179,431.76
United States of America	AVIAT U.S	Telecommunication equipment, parts and accessories thereof	154,463.00
United States of America	ND SATCOM INC.	Telecommunication equipment, parts and accessories thereof	139,860.00
United States of America	MOTOROLA	Telecommunication equipment, parts and accessories thereof	138,391.60
United States of America	ALLIED GLOBAL, INC.	Telecommunication equipment, parts and accessories thereof	121,555.00
United States of America	TCS SUPPLY CO.	Telecommunication equipment, parts and accessories thereof	76,280.00
United States of America	CHEAP-TEL, INC.	Telecommunication equipment, parts and accessories thereof	66,241.50
United States of America	MOTOROLA INC..	Telecommunication equipment, parts and accessories thereof	60,654.15
United States of America	CISCO SYSTEMS	Telecommunication equipment, parts and accessories thereof	54,048.90
United States of America	LA CRESTA COMMUNICATIONS INC.	Telecommunication equipment, parts and accessories thereof	49,945.00
United States of America	AASTRA TELECOM SWEDEN AB	Telecommunication equipment, parts and accessories thereof	48,562.18
United States of America	GENERAL DYNAMICS	Telecommunication equipment, parts and accessories thereof	48,049.00
United States of America	GIMCO	Telecommunication equipment, parts and accessories thereof	47,198.75
United States of America	LENOVO, INC.	Telecommunication equipment, parts and accessories thereof	45,000.00
United States of America	AASTRA TELECOM SWEDEN AB	Telephone equipment	1,182,255.84
United States of America	AASTRA TELECOM SWEDEN AB	Telephone equipment	588,638.81
United States of America	MOTOROLA INC	Telephone equipment	420,699.95
United States of America	CISCO SYSTEMS INC.	Telephone equipment	276,542.30
United States of America	PLANSON INTERNATIONAL CORPORATION	Telephone equipment	80,174.00
United States of America	GIMCO	Telephone equipment	60,875.00
United States of America	MPEX INC	Telephone equipment	30,713.00
United States of America	AASTRA TELECOM SWEDEN AB	Telephonic apparatus, other	614,444.73
United States of America	LA CRESTA COMMUNICATIONS INC.	Timber, hard	35,329.00
United States of America	ALSTOM POWER RENTALS LLC	Transformers, electrical	2,295,310.00
United States of America	GLOBECOMM SYSTEMS INC.	Transmitting and communicating equipment for edp, eg. modems, pc servers etc.	765,065.00
United States of America	CISCO SYSTEMS INC.	Transmitting and communicating equipment for edp, eg. modems, pc servers etc.	535,978.00
United States of America	ND SATCOM, INC.	Transmitting and communicating equipment for edp, eg. modems, pc servers etc.	437,790.00
United States of America	CISCO SYSTEMS;INC.	Transmitting and communicating equipment for edp, eg. modems, pc servers etc.	396,816.00
United States of America	CISCO SYSTEMS, INC.	Transmitting and communicating equipment for edp, eg. modems, pc servers etc.	55,877.00
United States of America	TCS SUPPLY CO.	Transmitting and communicating equipment for edp, eg. modems, pc servers etc.	45,275.00
United States of America	INTERNATIONAL VIDEO-CONFERENCING INC	Transmitting and communicating equipment for edp, eg. modems, pc servers etc.	40,648.00
United States of America	LENOVO INC.	Transmitting and communicating equipment for edp, eg. modems, pc servers etc.	38,300.00
United States of America	RODEN INDUSTRIES INC.	Tyres, pneumatic new, inner tubes, solid or cushion tyres, etc.	408,074.00
United States of America	AMERIKOR SALES & HANWHA CORPORATION	Tyres, pneumatic new, inner tubes, solid or cushion tyres, etc.	120,343.64
United States of America	I & E TIRE CORPORATION	Tyres, pneumatic new, inner tubes, solid or cushion tyres, etc.	68,295.00
United States of America	MAY AVENUE FORD LLC	Vehicles n.e.c.	106,579.00
United States of America	GABRIELLI TRUCK SALES, LTD.	Vehicles n.e.c.	33,100.00
United States of America	DAVIS AND WARSHOW	Water pipe fittings and accessories	50,000.00
United States of America	ALLIED GLOBAL, INC.	Waters, not sweetened	52,500.00
United States of America	ASTROPHYSICS INC.	X-ray or alpha, beta or gamma radiation apparatus, medical and surgical	435,194.84
Western Sahara	JAMAL AHMED BEN M'BAREK OU JAMAA	Waters, not sweetened	68,718.43
UNRWA			
BELGIUM	Rhenus Logistics nv	Sugar	615,502.00
BELGIUM	Rhenus Logistics nv	Sugar	346,494.00
BELGIUM	Rhenus Logistics nv	Sugar	61,146.00
China	Top Sources Trading Limited	Office Stationery & Scho.	51,264.14
China	Top Sources Trading Limited	Major Equipment & Furniture	608,236.00
China	Top Sources Trading Limited	Major Equipment & Furniture	199,740.00
China	Shandong Medicines & Health Products IMP. & EXP. Corporation	Pharmaceutical and Hospital Sundries	31,780.20
China	Top Sources Trading Limited	Sports Clothing	640,090.71
China	Top Sources Trading Limited	Sports Clothing	225,000.00
CYPRUS	Remedica Ltd.	Drugs and Chemicals	589,772.48
CYPRUS	Remedica Ltd.	Drugs and Chemicals	505,075.20
CYPRUS	Remedica Ltd.	Drugs and Chemicals	413,105.52
CYPRUS	Remedica Ltd.	Drugs and Chemicals	372,749.97
CYPRUS	Remedica Ltd.	Drugs and Chemicals	178,802.45
CYPRUS	Remedica Ltd.	Drugs and Chemicals	98,250.33
CYPRUS	Remedica Ltd.	Drugs and Chemicals	40,607.39
CYPRUS	Remedica Ltd.	Drugs and Chemicals	37,506.05
CYPRUS	Remedica Ltd.	Drugs and Chemicals	37,346.67
CYPRUS	Remedica Ltd.	Drugs and Chemicals	34,479.56
CYPRUS	Remedica Ltd.	Drugs and Chemicals	31,043.96
CYPRUS	Remedica Ltd.	Mental Supplies	58,984.15
CYPRUS	Remedica Ltd.	Mental Supplies	38,148.55
DENMARK	Buk-Auto Ltd.	Transport Equipment	121,600.00
DENMARK	Buk-Auto Ltd.	Transport Equipment	117,322.00
GERMANY	F. Undutsch GmbH	Laboratory Supplies & Chemicals	63,154.85
Germany	Human Ges. Biochemica & Diagnostica	Laboratory Supplies & Chemicals	47,476.70
Germany	Human Ges. Biochemica & Diagnostica	Laboratory Supplies & Chemicals	34,377.57
Germany	F. Undutsch GmbH	Laboratory Supplies & Chemicals	30,064.39
Germany	Henke-Sass, Wolf GmbH, Kronenstrass	Pharmaceutical and Hospital Sundries	266,218.67
Germany	Henke-Sass, Wolf GmbH, Kronenstrass	Pharmaceutical and Hospital Sundries	175,305.93
Germany	Henke-Sass, Wolf GmbH, Kronenstrass	Pharmaceutical and Hospital Sundries	43,724.17
Israel	Paz Oil Co.	Lubricants	38,063.74
Israel	Dor Alon Energy (1988)Ltd.	Lubricants	35,200.00
Israel	Paz Oil Co.	Benzene	32,375.30
Israel	Paz Oil Co.	Benzene	32,172.83

Major Orders for Goods Placed by Agency During 2011 (Orders of \$30,000 or more)

AGENCY			PO Value
Location of Supplier	Name of Supplier	Description of Goods	USD
UNRWA Continued			
Israel	Paz Oil Co.	Benzene	30,415.41
Israel	Paz Oil Co.	Gas Oil	212,367.74
Israel	Paz Oil Co.	Gas Oil	210,914.16
Israel	Paz Oil Co.	Gas Oil	155,056.60
Israel	Paz Oil Co.	Gas Oil	128,398.32
Israel	Paz Oil Co.	Gas Oil	127,943.53
Israel	Paz Oil Co.	Gas Oil	123,918.25
Israel	Paz Oil Co.	Gas Oil	109,912.33
Israel	Paz Oil Co.	Gas Oil	101,286.92
Israel	Paz Oil Co.	Gas Oil	100,648.58
Israel	Paz Oil Co.	Gas Oil	99,759.91
Israel	Paz Oil Co.	Gas Oil	99,254.06
Israel	Paz Oil Co.	Gas Oil	98,143.25
Israel	Paz Oil Co.	Gas Oil	96,799.07
Israel	Paz Oil Co.	Gas Oil	94,382.30
Israel	Paz Oil Co.	Gas Oil	94,375.07
Israel	Computer Media Center Ltd. (CMC)	Stand-alone Computer HW <\$500	100,562.00
Israel	Computer Media Center Ltd. (CMC)	Stand-alone Computer HW <\$500	81,796.00
Israel	Computer Media Center Ltd. (CMC)	Stand-alone Computer HW <\$500	43,472.00
Israel	Computer Media Center Ltd. (CMC)	Stand-alone Computer HW <\$500	43,472.00
Israel	Computer Media Center Ltd. (CMC)	Stand-alone Computer HW <\$500	42,750.00
Israel	Computer Media Center Ltd. (CMC)	Stand-alone Computer HW <\$500	35,700.00
Israel	Computer Media Center Ltd. (CMC)	Stand-alone Computer HW <\$500	34,880.00
Israel	Computer Media Center Ltd. (CMC)	Stand-alone Computer HW <\$500	30,780.00
Israel	Mayotex Ltd	Transport Equipment	216,200.00
Israel	E-Drive Technology Ltd	Transport Equipment	153,976.40
Israel	Union Motors Ltd.	Transport Equipment	73,481.48
Israel	David Czapnik and Sons Ltd	Transport Equipment	65,193.37
Italy	Fiat Group Automobiles SPA	Spare Parts & Accessories	52,610.05
Italy	Fiat Group Automobiles SPA	Automotive Spare Parts & Accessories	46,985.68
Italy	Kartell	Laboratory Supplies & Chemicals	58,665.91
Italy	Altay Scientific SPA	Major Equipment & Furniture	123,418.96
Italy	Fiat Group Automobiles SPA	Transport Equipment	161,918.26
Italy	Fiat Group Automobiles SPA	Transport Equipment	93,816.69
Italy	Fiat Group Automobiles SPA	Transport Equipment	81,706.67
Italy	Fiat Group Automobiles SPA	Transport Equipment	77,497.78
Italy	Fiat Group Automobiles SPA	Transport Equipment	41,847.89
Italy	Fiat Group Automobiles SPA	Transport Equipment	32,648.57
Italy	Fiat Group Automobiles SPA	Transport Equipment	31,272.23
Italy	Fiat Group Automobiles SPA	Transport Equipment	30,480.00
Jordan	e-Tech System	Computer Software	116,281.00
Jordan	Specialized Technical Services (STS)	Computer Software	81,108.49
Jordan	Specialized Technical Services (STS)	Computer Software	32,395.70
Jordan	Jordan Chalk Manufacturing Co.	Office Stationery & Scho.	40,567.09
Jordan	Middle East Pharm. & Chem. Indust.	Antibiotics	89,940.00
Jordan	Jordan Petroleum Refinery Co.	Benzene	50,974.58
Jordan	Jordan Petroleum Refinery Co.	Benzene	50,974.58
Jordan	Golden Star Factory For Plastic	Cleaning Supplies	36,503.88
Jordan	Specialized Technical Services (STS)	Computer Hardware Equipment	62,797.00
Jordan	Khoury Dental	Dental Supplies	39,060.17
Jordan	Novo-Nordisk A/S	Drugs and Chemicals	807,293.23
Jordan	Novo-Nordisk A/S	Drugs and Chemicals	636,077.29
Jordan	Novo-Nordisk A/S	Drugs and Chemicals	494,262.20
Jordan	Novo-Nordisk A/S	Drugs and Chemicals	478,180.73
Jordan	Novo-Nordisk A/S	Drugs and Chemicals	287,409.51
Jordan	Novo-Nordisk A/S	Drugs and Chemicals	188,220.43
Jordan	United Pharmaceutical Mfg. Co. Ltd.	Drugs and Chemicals	156,767.52
Jordan	United Pharmaceutical Mfg. Co. Ltd.	Drugs and Chemicals	141,994.00
Jordan	Novo-Nordisk A/S	Drugs and Chemicals	129,704.72
Jordan	Novo-Nordisk A/S	Drugs and Chemicals	110,284.68
Jordan	Novo-Nordisk A/S	Drugs and Chemicals	98,795.38
Jordan	United Pharmaceutical Mfg. Co. Ltd.	Drugs and Chemicals	96,170.77
Jordan	United Pharmaceutical Mfg. Co. Ltd.	Drugs and Chemicals	50,120.00
Jordan	Novo-Nordisk A/S	Drugs and Chemicals	49,370.87
Jordan	United Pharmaceutical Mfg. Co. Ltd.	Drugs and Chemicals	40,865.96
Jordan	Novo-Nordisk A/S	Drugs and Chemicals	37,190.00
Jordan	United Pharmaceutical Mfg. Co. Ltd.	Drugs and Chemicals	33,202.00
Jordan	Ibn-Rushd Drug Store	Major Equipment & Furniture	41,542.37
Jordan	Al-Wafi Group for Marketing & Int'l Trade	Major Equipment & Furniture	37,200.00
Jordan	Prime Medical & Scientific Supplies Co.	Major Equipment & Furniture	33,100.00
Jordan	Amman Pharmaceutical Industries Co. WLL	Medical Supplies	238,372.30
Jordan	Amman Pharmaceutical Industries Co. WLL	Medical Supplies	86,046.53
Jordan	Amman Pharmaceutical Industries Co. WLL	Medical Supplies	63,614.70
Jordan	Omnitrade - Ch.R & M.	Mental Supplies	42,598.77
Jordan	BRAWISH FOR A/C TECHNOLOGY CO.	Minor Equipment & Furniture	43,050.85
Jordan	Hassouneh Carpentry	Minor Equipment & Furniture	37,769.77
Jordan	Shayboob Company	Oils & Fats	50,423.73
Jordan	First Advanced Trading Co.	Oils & Fats	42,998.87
Jordan	Rasheed's Plastic Company	Printed Forms	66,083.33
Jordan	Shayboob Company	Pulses	47,607.01
Jordan	Shayboob Company	Rice	167,627.12
Jordan	Ministry of Education	School Textbooks	61,848.45
Jordan	Majdalawi Masterpieces	School Textbooks	38,520.00
Jordan	Specialized Technical Services (STS)	Stand-alone Computer HW <\$500	77,030.00
Jordan	Specialized Technical Services (STS)	Stand-alone Computer HW <\$500	41,870.00
Jordan	Information Technology & Automation Co.	Stand-alone Computer HW <\$500	34,025.42
Jordan	Shayboob Company	Sugar	325,536.72
Jordan	Shayboob Company	Sugar	82,750.71
Jordan	Specialized Technical Services (STS)	Sundry Supplies	85,049.00
Jordan	UNITY Trading Est.	Transport Equipment	66,384.18
Lebanon	Mediterranean Oil Shipping&Tran. Co	Benzene	62,612.48
Lebanon	Mediterranean Oil Shipping&Tran. Co	Benzene	62,263.59
Lebanon	Mediterranean Oil Shipping&Tran. Co	Benzene	55,193.66
Lebanon	Mediterranean Oil Shipping&Tran. Co	Benzene	38,606.20
Lebanon	Mediterranean Oil Shipping&Tran. Co	Benzene	33,877.22
Lebanon	Mediterranean Oil Shipping&Tran. Co	Benzene	32,052.25
Lebanon	Mediterranean Oil Shipping&Tran. Co	Gas Oil	68,476.83
Lebanon	Mediterranean Oil Shipping&Tran. Co	Gas Oil	48,929.54
Lebanon	Mediterranean Oil Shipping&Tran. Co	Gas Oil	47,372.00
Lebanon	Mediterranean Oil Shipping&Tran. Co	Gas Oil	42,817.00
Lebanon	Mediterranean Oil Shipping&Tran. Co	Gas Oil	42,596.00
Lebanon	Mediterranean Oil Shipping&Tran. Co	Gas Oil	41,656.69
Lebanon	Mediterranean Oil Shipping&Tran. Co	Gas Oil	38,720.00
Lebanon	Mediterranean Oil Shipping&Tran. Co	Gas Oil	37,326.99
Lebanon	Mediterranean Oil Shipping&Tran. Co	Gas Oil	37,111.83
Lebanon	Mediterranean Oil Shipping&Tran. Co	Gas Oil	37,095.56
Lebanon	Mediterranean Oil Shipping&Tran. Co	Gas Oil	31,729.40
Lebanon	Fairco International	Office Stationery & Scho.	59,877.70
Lebanon	Fairco International	Office Stationery & Scho.	44,443.78
Lebanon	Fairco International	Office Stationery & Scho.	33,828.42
Lebanon	Mediterranean Oil Shipping&Tran. Co	Benzene	30,698.45
Lebanon	Mobitel	Computer Hardware Equipment	32,348.00
Lebanon	Amine Aour Middle East Foods S.A.L.	Food Package	228,472.40
Lebanon	Amine Aour Middle East Foods S.A.L.	Food Package	182,407.50
Lebanon	Future Golden Jamal	Food Package	107,423.64
Lebanon	Toufic Ali Serhal Est.	Food Package	62,730.36
Lebanon	Future Golden Jamal	Food Package	58,288.50
Lebanon	Hanilor s.a.l.	Food Package	56,025.00
Lebanon	Hanilor s.a.l.	Food Package	56,025.00
Lebanon	Zein J. Harb & Partners S.A.L.	Food Package	51,953.40

Major Orders for Goods Placed by Agency During 2011 (Orders of \$30,000 or more)

AGENCY			PO Value
Location of Supplier	Name of Supplier	Description of Goods	USD
UNRWA Continued			
Lebanon	M. M Sinno & Sons	Food Package	48,129.00
Lebanon	M. M Sinno & Sons	Food Package	40,965.00
Lebanon	M. M Sinno & Sons	Food Package	40,965.00
Lebanon	Amine Aour Middle East Foods S.A.L.	Food Package	38,715.50
Lebanon	Amine Aour Middle East Foods S.A.L.	Food Package	38,713.75
Lebanon	Bitar International s.a.l.	Food Package	30,020.64
Lebanon	Khalil Fattal & Fils	Major Equipment & Furniture	62,000.00
Lebanon	BMB	Major Telecommunication Equipment >\$1000	34,068.90
Lebanon	Amine Aour Middle East Foods S.A.L.	Milk Powder	836,542.08
Lebanon	Amine Aour Middle East Foods S.A.L.	Milk Powder	299,497.28
Lebanon	ETS. George Hawa Agriculture-commerce	Minor Equipment & Furniture	81,136.00
Lebanon	DIAPAPER SAL.	Office Stationery & Scholastic Supplies	62,791.06
Lebanon	Amine Aour Middle East Foods S.A.L.	Oils & Fats	867,600.99
Lebanon	Amine Aour Middle East Foods S.A.L.	Oils & Fats	192,130.11
Lebanon	Amine Aour Middle East Foods S.A.L.	Oils & Fats	158,304.00
Lebanon	Amine Aour Middle East Foods S.A.L.	Oils & Fats	126,675.00
Lebanon	Amine Aour Middle East Foods S.A.L.	Oils & Fats	121,481.96
Lebanon	Amine Aour Middle East Foods S.A.L.	Oils & Fats	82,450.00
Lebanon	Amine Aour Middle East Foods S.A.L.	Oils & Fats	48,940.20
Lebanon	Zein J. Harb & Partners S.A.L.	Rice	56,742.00
Lebanon	Zein J. Harb & Partners S.A.L.	Rice	37,523.05
Lebanon	Educational Co. for Printing, Publishing and Distribution	School Textbooks	96,923.09
Lebanon	M. M Sinno & Sons	Sugar	91,267.50
Lebanon	Educational Co. for Printing, Publishing and Distribution	Sundry Supplies	132,194.67
Lebanon	Ali Saleh Est.	Sundry Supplies	81,552.00
Lebanon	Golden Vision	Sundry Supplies	38,500.00
Lebanon	Abo Riad Co. For Trade	Sundry Supplies	36,328.59
Lebanon	City Plast	Sundry Supplies	34,546.00
Lebanon	Nippon Motors Corporation Sal	Transport Equipment	60,400.00
Netherlands	Amstelfarma B.V	Medical Supplies	96,423.46
Netherlands	Amstelfarma B.V	Medical Supplies	42,394.85
Netherlands	Hoogwegt Int. BV	Milk Powder	2,892,307.68
Netherlands	Hoogwegt Int. BV	Milk Powder	2,684,307.68
Netherlands	Hoogwegt Int. BV	Milk Powder	1,842,768.39
Netherlands	Hoogwegt Int. BV	Milk Powder	965,045.99
Netherlands	Hoogwegt Int. BV	Milk Powder	953,460.49
Netherlands	Hoogwegt Int. BV	Milk Powder	770,060.08
Netherlands	Hoogwegt Int. BV	Milk Powder	702,957.71
Netherlands	Hoogwegt Int. BV	Milk Powder	604,741.14
Netherlands	Hoogwegt Int. BV	Milk Powder	598,855.59
Netherlands	Hoogwegt Int. BV	Milk Powder	566,266.09
Netherlands	Hoogwegt Int. BV	Milk Powder	482,523.00
Netherlands	Hoogwegt Int. BV	Milk Powder	378,515.69
Netherlands	Hoogwegt Int. BV	Milk Powder	330,025.75
Netherlands	Hoogwegt Int. BV	Milk Powder	299,427.79
Netherlands	Hoogwegt Int. BV	Milk Powder	275,156.89
Netherlands	Hoogwegt Int. BV	Milk Powder	223,720.80
Netherlands	Hoogwegt Int. BV	Milk Powder	220,017.17
Netherlands	Hoogwegt Int. BV	Milk Powder	115,261.80
Netherlands	Hoogwegt Int. BV	Milk Powder	113,716.74
Netherlands	Hoogwegt Int. BV	Milk Powder	110,472.10
Netherlands	Hoogwegt Int. BV	Milk Powder	96,504.60
Netherlands	Hoogwegt Int. BV	Milk Powder	48,252.30
Netherlands	Hoogwegt Int. BV	Milk Powder	48,252.30
Netherlands	Limako Suiker BV	Sugar	897,023.00
Netherlands	Limako Suiker BV	Sugar	672,735.00
Netherlands	Limako Suiker BV	Sugar	598,560.00
Netherlands	Limako Suiker BV	Sugar	315,448.00
Netherlands	Limako Suiker BV	Sugar	236,070.00
Netherlands	Limako Suiker BV	Sugar	197,800.00
Netherlands	Limako Suiker BV	Sugar	112,574.00
Netherlands	Limako Suiker BV	Sugar	111,370.00
Netherlands	Limako Suiker BV	Sugar	79,980.00
Netherlands	Limako Suiker BV	Sugar	78,002.00
Netherlands	Limako Suiker BV	Sugar	78,002.00
Netherlands	Limako Suiker BV	Sugar	62,952.00
Occupied Palestinian territory	Al-Jala' Pharmaceutical Co.	Antibiotics	99,990.00
Occupied Palestinian territory	Leader for General Trading Co.	Bread	69,531.67
Occupied Palestinian territory	Mohammad Said El-Rifi	Bread	37,089.08
Occupied Palestinian territory	Pharmacare PLC	Medical Supplies	43,362.00
Occupied Palestinian territory	Hirbawi Investment & Int.Trade Co.	Office Stationery & Scho.	1,412,232.24
Occupied Palestinian territory	Worldnet Co. for Computers Networks	Office Stationery & Scho.	131,415.00
Occupied Palestinian territory	Hard Rock Co. Gen.Trad. Const.	Office Stationery & Scho.	93,713.33
Occupied Palestinian territory	Rafiq El-Saka & Sons Co For General	Office Stationery & Scho.	79,040.00
Occupied Palestinian territory	Brothers For Trading and Computers	Protective Clothes	43,140.00
Occupied Palestinian territory	Sport King	Recreational Supplies	33,890.00
Occupied Palestinian territory	Al-Jala' Pharmaceutical Co.	Antibiotics	82,086.80
Occupied Palestinian territory	Birzet Pharmaceuticals Co.	Antibiotics	59,471.10
Occupied Palestinian territory	Abu Mari Co. for industry & general Trad	Canned Meat.	1,274,540.83
Occupied Palestinian territory	Mussa Hemaïd Sons Co. Ltd.	Canned Meat.	440,725.03
Occupied Palestinian territory	Al-Nasher Technical Services Est.	Computer Hardware Equipment	44,799.64
Occupied Palestinian territory	Badawi Information Systems	Computer Hardware Equipment	36,120.00
Occupied Palestinian territory	Jamal Sons Telecom Computer System	Computer Hardware Equipment	32,030.00
Occupied Palestinian territory	Palestinian Commercial Services Co.	Construction Material	39,561.83
Occupied Palestinian territory	Eibal Dent (Tool & Lab)	Dental Supplies	35,339.31
Occupied Palestinian territory	German Medical Care	Dental Supplies	63,839.74
Occupied Palestinian territory	El-Salam Mills Co.	Flour	3,900,600.00
Occupied Palestinian territory	Abu Ghali General Trading Co.	Flour	3,008,005.50
Occupied Palestinian territory	El-Salam Mills Co.	Flour	2,618,412.00
Occupied Palestinian territory	El-Eman Mills Company	Flour	2,459,396.53
Occupied Palestinian territory	El-Salam Mills Co.	Flour	1,235,959.20
Occupied Palestinian territory	El-Eman Mills Company	Flour	853,561.50
Occupied Palestinian territory	Sakher Factory for Food Stuff	Flour	681,556.93
Occupied Palestinian territory	Abu Ghali General Trading Co.	Flour	675,546.00
Occupied Palestinian territory	El-Salam Mills Co.	Flour	558,636.98
Occupied Palestinian territory	Sakher Factory for Food Stuff	Flour	483,765.60
Occupied Palestinian territory	Gaza Biggest Flour Mills Co.	Flour	414,907.68
Occupied Palestinian territory	Gaza Biggest Flour Mills Co.	Flour	410,182.08
Occupied Palestinian territory	Gaza Biggest Flour Mills Co.	Flour	396,005.28
Occupied Palestinian territory	Sakher Factory for Food Stuff	Flour	380,474.73
Occupied Palestinian territory	El-Eman Mills Company	Flour	342,337.50
Occupied Palestinian territory	El-Salam Mills Co.	Flour	342,337.50
Occupied Palestinian territory	El-Salam Mills Co.	Flour	205,861.50
Occupied Palestinian territory	Sakher Factory for Food Stuff	Flour	169,619.46
Occupied Palestinian territory	Abu Ghali General Trading Co.	Flour	69,204.00
Occupied Palestinian territory	Abu Mari Co. for industry & general Trad	Food Package	535,937.60
Occupied Palestinian territory	Leader for General Trading Co.	Food Package	465,725.05
Occupied Palestinian territory	Bahloul & Salah Co. for Petrol	Fuel	77,040.46
Occupied Palestinian territory	Bahloul & Salah Co. for Petrol	Fuel	75,171.56
Occupied Palestinian territory	Bahloul & Salah Co. for Petrol	Fuel	73,779.50
Occupied Palestinian territory	Bahloul & Salah Co. for Petrol	Fuel	71,395.58
Occupied Palestinian territory	Bahloul & Salah Co. for Petrol	Fuel	70,983.28
Occupied Palestinian territory	Bahloul & Salah Co. for Petrol	Fuel	69,957.37
Occupied Palestinian territory	Bahloul & Salah Co. for Petrol	Fuel	59,457.73
Occupied Palestinian territory	Bahloul & Salah Co. for Petrol	Fuel	59,255.46
Occupied Palestinian territory	Bahloul & Salah Co. for Petrol	Fuel	58,466.81
Occupied Palestinian territory	Bahloul & Salah Co. for Petrol	Fuel	58,466.76
Occupied Palestinian territory	Bahloul & Salah Co. for Petrol	Fuel	49,904.89
Occupied Palestinian territory	Bahloul & Salah Co. for Petrol	Fuel	39,061.41
Occupied Palestinian territory	Intermed Co.	Laboratory Supplies & Chemicals	51,306.00

Major Orders for Goods Placed by Agency During 2011 (Orders of \$30,000 or more)

AGENCY			PO Value
Location of Supplier	Name of Supplier	Description of Goods	USD
UNRWA Continued			
Occupied Palestinian territory	Al Haj Ibrahim El Yazji and Sons Company	Library and Textbooks	51,792.50
Occupied Palestinian territory	Al Haj Ibrahim El Yazji and Sons Company	Library and Textbooks	35,706.00
Occupied Palestinian territory	Palestinian Tractor & Equipment Co.	Major Equipment & Furniture	336,000.00
Occupied Palestinian territory	Eng. Mostafa Mourtaga & Sons Co.	Major Equipment & Furniture	328,800.00
Occupied Palestinian territory	Intermed Co.	Major Equipment & Furniture	210,000.00
Occupied Palestinian territory	Qaraman Office Automation Co. Ltd.,	Major Equipment & Furniture	185,600.00
Occupied Palestinian territory	A/Fattah Hasan Safi & Sons Company	Major Equipment & Furniture	181,645.52
Occupied Palestinian territory	El-Mughrabi & Partiners Co.	Major Equipment & Furniture	180,000.00
Occupied Palestinian territory	Sport King	Major Equipment & Furniture	180,000.00
Occupied Palestinian territory	Qaraman Office Automation Co. Ltd.,	Major Equipment & Furniture	173,604.00
Occupied Palestinian territory	A/Fattah Hasan Safi & Sons Company	Major Equipment & Furniture	149,180.00
Occupied Palestinian territory	Al Safi for Trade & Investment Ltd.	Major Equipment & Furniture	137,000.00
Occupied Palestinian territory	Eng. Mostafa Mourtaga & Sons Co.	Major Equipment & Furniture	134,000.00
Occupied Palestinian territory	Al-Raid for Medical Equipment Co.	Major Equipment & Furniture	129,600.00
Occupied Palestinian territory	Intermed Co.	Major Equipment & Furniture	86,800.00
Occupied Palestinian territory	Adeeb El-Gherbawi Co. for General Trade	Major Equipment & Furniture	85,000.00
Occupied Palestinian territory	Eng. Mostafa Mourtaga & Sons Co.	Major Equipment & Furniture	69,300.00
Occupied Palestinian territory	German Medical Care	Major Equipment & Furniture	69,000.00
Occupied Palestinian territory	German Medical Care	Major Equipment & Furniture	69,000.00
Occupied Palestinian territory	Medical Supplies & Services Co. Ltd.	Major Equipment & Furniture	54,600.00
Occupied Palestinian territory	Advanced-Tech Co.	Major Equipment & Furniture	53,820.00
Occupied Palestinian territory	Labtech for Advanced Solutions.	Major Equipment & Furniture	51,321.00
Occupied Palestinian territory	Zant Co. for Medical Supplies & Lab	Major Equipment & Furniture	45,725.00
Occupied Palestinian territory	Zant Co. for Medical Supplies & Lab	Major Equipment & Furniture	44,000.00
Occupied Palestinian territory	Al-Mashreq Trading Company Ltd.	Major Equipment & Furniture	42,624.00
Occupied Palestinian territory	Sultan Co. Photo & Lab.	Major Equipment & Furniture	40,722.27
Occupied Palestinian territory	Lemix	Major Equipment & Furniture	39,650.00
Occupied Palestinian territory	Qaraman Office Automation Co. Ltd.,	Major Equipment & Furniture	39,600.00
Occupied Palestinian territory	Network Medical systems Company	Major Equipment & Furniture	39,477.00
Occupied Palestinian territory	Intermed Co.	Major Equipment & Furniture	39,400.00
Occupied Palestinian territory	Network Medical systems Company	Major Equipment & Furniture	36,167.00
Occupied Palestinian territory	Qaraman Office Automation Co. Ltd.,	Major Equipment & Furniture	34,250.00
Occupied Palestinian territory	Al-Raid for Medical Equipment Co.	Major Equipment & Furniture	32,400.00
Occupied Palestinian territory	EL-QUBTI ELECTRONIC	Major Equipment & Furniture	31,600.00
Occupied Palestinian territory	Hassouneh for Building Materials	Major Equipment & Furniture	31,220.00
Occupied Palestinian territory	Al-Jazeera for Medical Supplies & Cosm.	Medical Supplies	85,428.57
Occupied Palestinian territory	Medical Supplies & Services Co. Ltd.	Medical Supplies	63,480.80
Occupied Palestinian territory	NABLUS MEDICAL APPLIANCES CO.LTD	Medical Supplies	60,762.71
Occupied Palestinian territory	NABLUS MEDICAL APPLIANCES CO.LTD	Medical Supplies	52,648.08
Occupied Palestinian territory	Al-Jazeera for Medical Supplies & Cosm.	Medical Supplies	49,978.99
Occupied Palestinian territory	MIRKAZ AL-RAM	Medical Supplies	41,777.78
Occupied Palestinian territory	Nablus Medical Appliances Co. Ltd	Medical Supplies	38,735.45
Occupied Palestinian territory	Al-Jazeera for Medical Supplies & Cosm.	Medical Supplies	30,222.22
Occupied Palestinian territory	Modern Industrial Group	Minor Equipment & Furniture	385,296.60
Occupied Palestinian territory	Zakout for Metal Works	Minor Equipment & Furniture	337,685.20
Occupied Palestinian territory	Esmael Alawa & Sons. Co.	Minor Equipment & Furniture	142,975.00
Occupied Palestinian territory	Technical Workshop for Office & G.T	Minor Equipment & Furniture	101,785.00
Occupied Palestinian territory	Modern Industrial Group	Minor Equipment & Furniture	96,523.00
Occupied Palestinian territory	Zakout for Metal Works	Minor Equipment & Furniture	60,860.00
Occupied Palestinian territory	A/Fattah Hasan Safi & Sons Company	Minor Equipment & Furniture	59,784.00
Occupied Palestinian territory	Medical Supplies & Services Co. Ltd.	Minor Equipment & Furniture	59,488.00
Occupied Palestinian territory	Modern Industrial Group	Minor Equipment & Furniture	57,460.00
Occupied Palestinian territory	El-Wadi Economical Establishment	Minor Equipment & Furniture	43,049.50
Occupied Palestinian territory	Dajani Company	Minor Equipment & Furniture	40,494.22
Occupied Palestinian territory	El-Wadi Economical Establishment	Minor Equipment & Furniture	40,179.53
Occupied Palestinian territory	Network Medical systems Company	Minor Equipment & Furniture	38,140.00
Occupied Palestinian territory	A/Fattah Hasan Safi & Sons Company	Minor Equipment & Furniture	36,400.00
Occupied Palestinian territory	Ma'ayeh Manufacturing Co.	Minor Equipment & Furniture	35,379.96
Occupied Palestinian territory	El-Wadi Economical Establishment	Minor Equipment & Furniture	33,265.41
Occupied Palestinian territory	Modern Cooling House Air Condition	Minor Equipment & Furniture	33,060.00
Occupied Palestinian territory	AL-Dajani National Company.	Minor Equipment & Furniture	31,891.00
Occupied Palestinian territory	Scientific Supplies Centre	Office Stationery & Scholastic Supplies	62,365.31
Occupied Palestinian territory	Rafiq El-Saka & Sons Co For General	Office Stationery & Scholastic Supplies	52,269.76
Occupied Palestinian territory	Abu Mari Co. for industry & general Trad	Oils & Fats	349,143.71
Occupied Palestinian territory	Abu Mari Co. for industry & general Trad	Oils & Fats	199,997.60
Occupied Palestinian territory	Sakher Factory for Food Stuff	Oils & Fats	176,347.21
Occupied Palestinian territory	Arab Medical Instruments & Equip (AMIE)	Pharmaceutical and Hospital Sundries	95,658.64
Occupied Palestinian territory	NABLUS MEDICAL APPLIANCES CO.LTD	Pharmaceutical and Hospital Sundries	57,477.00
Occupied Palestinian territory	Abu Mari Co. for industry & general Trad	Printed Forms	1,713,890.00
Occupied Palestinian territory	Omar Mahmoud Romia and Brothers Co.	Printed Forms	817,268.89
Occupied Palestinian territory	Abu Mari Co. for industry & general Trad	Printed Forms	689,960.00
Occupied Palestinian territory	Mahmoud Hassan Radwan	Printed Forms	461,321.22
Occupied Palestinian territory	Abu Mari Co. for industry & general Trad	Printed Forms	379,989.21
Occupied Palestinian territory	Khudair Bros. Co. Ltd.	Printed Forms	372,616.50
Occupied Palestinian territory	Leader for General Trading Co.	Printed Forms	370,906.31
Occupied Palestinian territory	Muian Hamdouna for General Trading	Printed Forms	350,000.00
Occupied Palestinian territory	Al-Jebrini Co. for Dairy & Food Industri	Printed Forms	343,007.08
Occupied Palestinian territory	Diab Ibraheem El Balawi	Printed Forms	340,541.03
Occupied Palestinian territory	Al-Juneidi Dairy & Food Products Co.	Printed Forms	313,133.81
Occupied Palestinian territory	Yousef Khalil Zumlot & Partner Co. for General Trade	Printed Forms	295,344.35
Occupied Palestinian territory	Zehour El-Rabea' Co.	Printed Forms	190,433.85
Occupied Palestinian territory	Mansour Bookshop & Press	Printed Forms	169,479.80
Occupied Palestinian territory	Dar El-Arqam Bookshop	Printed Forms	160,342.12
Occupied Palestinian territory	Abu Mari Co. for industry & general Trad	Printed Forms	158,717.77
Occupied Palestinian territory	Mansour Bookshop & Press	Printed Forms	115,207.40
Occupied Palestinian territory	Mansour Bookshop & Press	Printed Forms	90,552.93
Occupied Palestinian territory	Mansour Bookshop & Press	Printed Forms	88,971.75
Occupied Palestinian territory	Nabeel Husain Hamad Company	Printed Forms	60,473.85
Occupied Palestinian territory	Abu Mari Co. for industry & general Trad	Rice	816,140.00
Occupied Palestinian territory	Zalmout Distribution Co. Ltd.	Rice	121,600.00
Occupied Palestinian territory	Zalmout Distribution Co. Ltd.	Rice	91,200.00
Occupied Palestinian territory	Abu Mari Co. for industry & general Trad	Rice	46,117.50
Occupied Palestinian territory	Ministry of Education (Gaza)	School Textbooks	98,616.24
Occupied Palestinian territory	Parakouni Print Shop	School Textbooks	89,204.30
Occupied Palestinian territory	Mansour Bookshop & Press	School Textbooks	81,507.00
Occupied Palestinian territory	Mansour Bookshop & Press	School Textbooks	80,852.00
Occupied Palestinian territory	Ministry of Education (Gaza)	School Textbooks	59,733.05
Occupied Palestinian territory	Mansour Bookshop & Press	School Textbooks	50,109.05
Occupied Palestinian territory	Ministry of Education (Ramallah)	School Textbooks	47,733.45
Occupied Palestinian territory	Parakouni Print Shop	School Textbooks	33,018.49
Occupied Palestinian territory	National Co. for Textile Industries	Sports Clothing	448,609.35
Occupied Palestinian territory	Sport King	Sports Clothing	30,260.00
Occupied Palestinian territory	Jerusalem Information Technology	Stand-alone Computer HW <\$500	274,793.00
Occupied Palestinian territory	Jerusalem Information Technology	Stand-alone Computer HW <\$500	108,045.00
Occupied Palestinian territory	Jamal Sons Telecom Computer System	Stand-alone Computer HW <\$500	80,905.00
Occupied Palestinian territory	Jerusalem Information Technology	Stand-alone Computer HW <\$500	40,740.00
Occupied Palestinian territory	Jerusalem Information Technology	Stand-alone Computer HW <\$500	37,047.00
Occupied Palestinian territory	Brothers For Trading and Computers	Stand-alone Computer HW <\$500	30,780.00
Occupied Palestinian territory	Abu Mari Co. for industry & general Trad	Sugar	198,875.00
Occupied Palestinian territory	Abu Mari Co. for industry & general Trad	Sugar	168,000.00
Occupied Palestinian territory	Sakher Factory for Food Stuff	Sugar	92,396.25
Occupied Palestinian territory	Sakher Factory for Food Stuff	Sugar	92,396.25
Occupied Palestinian territory	Abu Mari Co. for industry & general Trad	Sugar	67,987.50
Occupied Palestinian territory	Zalmout Distribution Co. Ltd.	Sugar	54,180.00
Occupied Palestinian territory	Zalmout Distribution Co. Ltd.	Sugar	36,120.00
Occupied Palestinian territory	Up to Date Plastics Co. (ELASRYA)	Sundry Supplies	94,990.25
Occupied Palestinian territory	Mohammed Nabil ALmaziny Co. General	Sundry Supplies	91,796.25
Occupied Palestinian territory	Sports World	Sundry Supplies	88,122.00
Occupied Palestinian territory	Al Mashharawi for Indust. & Trading	Sundry Supplies	75,600.00
Occupied Palestinian territory	Up to Date Plastics Co. (ELASRYA)	Sundry Supplies	72,197.00

Major Orders for Goods Placed by Agency During 2011 (Orders of \$30,000 or more)

AGENCY			PO Value
Location of Supplier	Name of Supplier	Description of Goods	USD
UNRWA Continued			
Occupied Palestinian territory	Mohammed Nabil ALmaziny Co. General	Sundry Supplies	49,610.00
Occupied Palestinian territory	Hard Rock Co. Gen.Trad. Const.	Sundry Supplies	49,521.00
Occupied Palestinian territory	Abu Munther Dibwani	Sundry Supplies	49,442.99
Occupied Palestinian territory	Hassouna Trade Press	Sundry Supplies	47,940.00
Occupied Palestinian territory	Ahmed Mohammed El-Laqtah Company	Sundry Supplies	37,581.70
Occupied Palestinian territory	KAKA sport Company	Sundry Supplies	34,164.76
Occupied Palestinian territory	Zeyad Shihab and his Sons Co.	Sundry Supplies	33,625.20
Occupied Palestinian territory	Arabian Co. for Meat Imports	Supplemental & Fresh Food	344,431.04
Occupied Palestinian territory	United Motor Trade Co.	Transport Equipment	89,850.00
Occupied Palestinian territory	United Motor Trade Co.	Transport Equipment	89,850.00
Occupied Palestinian territory	United Motor Trade Co.	Transport Equipment	89,850.00
Occupied Palestinian territory	United Motor Trade Co.	Transport Equipment	89,850.00
Occupied Palestinian territory	United Motor Trade Co.	Transport Equipment	62,800.00
Occupied Palestinian territory	United Motor Trade Co.	Transport Equipment	62,800.00
Occupied Palestinian territory	United Motor Trade Co.	Transport Equipment	43,950.00
Occupied Palestinian territory	United Motor Trade Co.	Transport Equipment	43,950.00
Occupied Palestinian territory	United Motor Trade Co.	Transport Equipment	43,950.00
Occupied Palestinian territory	United Motor Trade Co.	Transport Equipment	43,950.00
Pakistan	Meskey & Femtee Trading Company (PVT) LTD	Rice	187,050.00
Pakistan	Meskey & Femtee Trading Company (PVT) LTD	Rice	70,305.00
Pakistan	Meskey & Femtee Trading Company (PVT) LTD	Rice	59,125.00
Syrian Arab Republic	Wa'el Taher Auodeh	Gas Oil for Heating	38,873.20
Syrian Arab Republic	Mohamad Sultan Al Hakim	Office Stationery & Scho.	31,853.49
Syrian Arab Republic	Barakat Pharmaceutical Industries	Drugs and Chemicals	134,820.00
Syrian Arab Republic	Medical Bahri Co.	Drugs and Chemicals	90,555.00
Syrian Arab Republic	Domina Pharmaceutical	Drugs and Chemicals	72,400.00
Syrian Arab Republic	Barakat Pharmaceutical Industries	Drugs and Chemicals	66,385.00
Syrian Arab Republic	Medical Bahri Co.	Drugs and Chemicals	59,190.00
Syrian Arab Republic	The Arab Drug Manufacturing Company	Drugs and Chemicals	58,250.00
Syrian Arab Republic	Barakat Pharmaceutical Industries	Drugs and Chemicals	56,638.00
Syrian Arab Republic	The Arab Drug Manufacturing Company	Drugs and Chemicals	52,720.00
Syrian Arab Republic	Medical Bahri Co.	Drugs and Chemicals	46,180.00
Syrian Arab Republic	Adamco Pharma	Drugs and Chemicals	41,747.20
Syrian Arab Republic	Sebaei Co. & Partners	Drugs and Chemicals	32,820.00
Syrian Arab Republic	The Arab Drug Manufacturing Company	Drugs and Chemicals	31,600.00
Syrian Arab Republic	Husam Mahmoud Zarzour	Milk Powder	51,856.00
Syrian Arab Republic	Mohd Samir M. Salim Bani Marji	Minor Equipment & Furniture	93,142.40
Syrian Arab Republic	Mohd Samir M. Salim Bani Marji	Minor Equipment & Furniture	44,780.00
Syrian Arab Republic	Damascus Training Center SAR	Minor Equipment & Furniture	30,625.27
Syrian Arab Republic	Mohamad Hashim Al Kotobi (Printing Unit)	Office Stationery & Scholastic Supplies	30,161.74
Syrian Arab Republic	Mohd Bashar Al-Majzoub	Rice	41,925.00
Syrian Arab Republic	General Est. for Printed & Txt (GOV)	School Textbooks	477,426.24
Syrian Arab Republic	General Est. for Printed & Txt (GOV)	School Textbooks	336,842.36
Syrian Arab Republic	Mohammed Hisham Ziad Al Sebaei	School Textbooks	184,755.01
Syrian Arab Republic	General Est. for Printed & Txt (GOV)	School Textbooks	92,128.82
Syrian Arab Republic	General Est. for Printed & Txt (GOV)	School Textbooks	91,897.29
Syrian Arab Republic	General Est. for Printed & Txt (GOV)	School Textbooks	45,675.11
Syrian Arab Republic	General Est. for Printed & Txt (GOV)	School Textbooks	34,324.90
Thailand	Capital Rice Co. Ltd	Rice	472,570.00
Thailand	Capital Rice Co. Ltd	Rice	175,526.00
Thailand	Capital Rice Co. Ltd	Rice	108,704.00
Thailand	Capital Rice Co. Ltd	Rice	67,510.00
Thailand	Capital Rice Co. Ltd	Rice	54,008.00
Thailand	Capital Rice Co. Ltd	Rice	39,732.00
Turkey	Doruk Marmara UN	Flour	3,642,311.68
Turkey	Mersin Un Sanayi Ve Ticaret Ltd.Sti	Flour	1,173,581.28
Turkey	Doruk Marmara UN	Flour	600,623.76
Turkey	Ulusoy Un Sanayi Ve Ticaret A.S.	Flour	411,823.15
Turkey	Doruk Marmara UN	Flour	305,681.88
Turkey	Doruk Marmara UN	Flour	128,708.16
Turkey	Mersin Un Sanayi Ve Ticaret Ltd.Sti	Flour	115,992.00
Turkey	Kucukbay Yag ve Deterjan Sanayii	Oils & Fats	1,775,835.00
Turkey	Kucukbay Yag ve Deterjan Sanayii	Oils & Fats	1,751,353.20
Turkey	Kucukbay Yag ve Deterjan Sanayii	Oils & Fats	1,250,923.50
Turkey	Nadir Tekstil Deri Ve Yag	Oils & Fats	1,164,410.88
Turkey	Kucukbay Yag ve Deterjan Sanayii	Oils & Fats	612,889.00
Turkey	Kucukbay Yag ve Deterjan Sanayii	Oils & Fats	530,318.40
Turkey	Kucukbay Yag ve Deterjan Sanayii	Oils & Fats	438,340.80
Turkey	Kucukbay Yag ve Deterjan Sanayii	Oils & Fats	399,668.40
Turkey	Kucukbay Yag ve Deterjan Sanayii	Oils & Fats	373,860.00
Turkey	Kucukbay Yag ve Deterjan Sanayii	Oils & Fats	264,355.20
Turkey	Kucukbay Yag ve Deterjan Sanayii	Oils & Fats	255,430.80
Turkey	Kucukbay Yag ve Deterjan Sanayii	Oils & Fats	219,974.40
Turkey	Kucukbay Yag ve Deterjan Sanayii	Oils & Fats	165,825.00
Turkey	Kucukbay Yag ve Deterjan Sanayii	Oils & Fats	109,585.20
Turkey	Kucukbay Yag ve Deterjan Sanayii	Oils & Fats	98,640.00
Turkey	Kucukbay Yag ve Deterjan Sanayii	Oils & Fats	93,525.30
Turkey	Kucukbay Yag ve Deterjan Sanayii	Oils & Fats	93,465.00
Turkey	Kucukbay Yag ve Deterjan Sanayii	Oils & Fats	75,097.50
Turkey	Memisoglu Tarim Tic.	Pulses	46,053.00
Turkey	Memisoglu Tarim Tic.	Pulses	39,925.50
Turkey	Memisoglu Tarim Tic.	Pulses	39,924.30
Turkey	Bayamtas Ithalat-Ihracat A.S	Pulses	32,035.00
Turkey	Memisoglu Tarim Tic.	Rice	530,620.00
Turkey	Memisoglu Tarim Tic.	Rice	464,185.00
Turkey	Memisoglu Tarim Tic.	Rice	229,620.00
Turkey	Armada Gida Tic. San. Ltd. Sti.	Rice	200,165.00
Turkey	Armada Gida Tic. San. Ltd. Sti.	Rice	194,360.00
Turkey	Armada Gida Tic. San. Ltd. Sti.	Rice	194,080.50
Turkey	Memisoglu Tarim Tic.	Rice	131,580.00
Turkey	Mersin Seker Dogal Minerlalli	Rice	111,714.00
Turkey	Armada Gida Tic. San. Ltd. Sti.	Rice	84,280.00
Turkey	Memisoglu Tarim Tic.	Rice	77,830.00
Turkey	Arbel Pulse Grain Industry	Sugar	1,183,510.50
Turkey	Arbel Pulse Grain Industry	Sugar	68,434.50
Turkey	Arbel Pulse Grain Industry	Sugar	40,205.00
United Arab Emirates	National United Trading Co.	Canned Meat.	475,426.56
United Arab Emirates	National United Trading Co.	Canned Meat.	345,100.00
United Arab Emirates	Gulf Pharmaceutical Industries	Drugs and Chemicals	1,459,731.43
United Arab Emirates	Gulf Pharmaceutical Industries	Drugs and Chemicals	1,142,772.77
United Arab Emirates	Gulf Pharmaceutical Industries	Drugs and Chemicals	1,007,109.60
United Arab Emirates	Gulf Pharmaceutical Industries	Drugs and Chemicals	945,315.04
United Arab Emirates	Gulf Pharmaceutical Industries	Drugs and Chemicals	583,268.23
United Arab Emirates	Gulf Pharmaceutical Industries	Drugs and Chemicals	568,463.00
United Arab Emirates	Gulf Pharmaceutical Industries	Drugs and Chemicals	284,456.00
United Arab Emirates	Gulf Pharmaceutical Industries	Drugs and Chemicals	173,257.50
United Arab Emirates	GLAXO SMITHKLINE	Drugs and Chemicals	120,395.63
United Arab Emirates	Gulf Pharmaceutical Industries	Drugs and Chemicals	108,776.00
United Arab Emirates	Gulf Pharmaceutical Industries	Drugs and Chemicals	91,695.50
United Arab Emirates	GLAXO SMITHKLINE	Drugs and Chemicals	91,177.46
United Arab Emirates	GLAXO SMITHKLINE	Drugs and Chemicals	73,947.96
United Arab Emirates	Gulf Pharmaceutical Industries	Drugs and Chemicals	71,087.00
United Arab Emirates	GLAXO SMITHKLINE	Drugs and Chemicals	58,396.30
United Arab Emirates	ASPEN HEALTHCARE FZ LLC	Drugs and Chemicals	49,765.35
United Arab Emirates	ASPEN HEALTHCARE FZ LLC	Drugs and Chemicals	45,488.10
United Arab Emirates	GLAXO SMITHKLINE	Drugs and Chemicals	34,982.39
United Arab Emirates	ASPEN HEALTHCARE FZ LLC	Drugs and Chemicals	33,393.50
United Arab Emirates	ASPEN HEALTHCARE FZ LLC	Drugs and Chemicals	31,539.15
United Arab Emirates	Gulf Pharmaceutical Industries	Medical Supplies	58,310.00
United Kingdom	HTSPE Ltd	Drugs and Chemicals	77,002.72
United States of America	Nubenco Enterprises, Inc	Drugs and Chemicals	118,837.00

Major Orders for Goods Placed by Agency During 2011 (Orders of \$30,000 or more)

AGENCY			PO Value
Location of Supplier	Name of Supplier	Description of Goods	USD
UNRWA Continued			
United States of America	Nubenco Enterprises, Inc	Drugs and Chemicals	32,156.00
UNV			
Finland	VIDERA OY	Computer Hardware	48,525.00
France	Service Medical International (SMI)	Medical Kits	87,220.00
Germany	NK Networks & Service GmbH	Computer Hardware	368,766.00
Germany	DELL COMPUTER GMBH	Computer Hardware	221,774.00
UPU			
Danemark	Dan Office	Computers, servers	46,414.83
France	Sodexa	Vans	62,722.74
Japan	Toyota	Vans	56,906.63
Lao People's Democratic Republic	Micro-Info	UPS, printers, scanners, routers	38,317.89
Lesotho	Sha computer	Computers	81,425.52
Pakistan	Honda Capital Islamabad	Motorcycles	39,116.18
Pakistan	Hinopak Motors Limited	Trucks	90,092.66
Samoa	Asco Motor	Vans	39,116.18
Samoa	Motor 1 Samoa	Vans	35,694.94
Sudan	Ateek	UPS, computers, printers, scanners, licenses	44,476.12
WFP			
Afghanistan	Various suppliers	Food supply	9,852,082.94
Algeria	Various suppliers	Food supply	3,456,461.81
Argentina	Various suppliers	Food supply	15,470,025.48
Australia	Various suppliers	Food supply	10,570,336.62
Bangladesh	Various suppliers	Food supply	11,569,884.16
Belgium	Various suppliers	Food supply	50,576,625.90
Benin	Various suppliers	Food supply	2,630,848.88
Bhutan	Various suppliers	Food supply	27,954.75
Bolivia (Plurinational State of)	Various suppliers	Food supply	3,487,387.34
Brazil	Various suppliers	Food supply	27,448,586.45
Bulgaria	Various suppliers	Food supply	328,355.10
Burkina Faso	Various suppliers	Food supply	3,347,577.30
Cambodia	Various suppliers	Food supply	5,653,363.39
Cameroon	Various suppliers	Food supply	1,946,539.00
Canada	Various suppliers	Food supply	14,551,918.56
Chad	Various suppliers	Food supply	196,243.37
China	Various suppliers	Food supply	5,484,855.52
Colombia	Various suppliers	Food supply	2,552,592.06
Congo, Republic of the	Various suppliers	Food supply	89,940.64
Cote d'Ivoire	Various suppliers	Food supply	776,632.03
Democratic Rep. of the Congo	Various suppliers	Food supply	3,530,555.92
Denmark	Various suppliers	Food supply	1,582,477.91
Ecuador	Various suppliers	Food supply	618,837.41
Egypt	Various suppliers	Food supply	13,782,524.15
El Salvador	Various suppliers	Food supply	5,772,310.83
Ethiopia	Various suppliers	Food supply	42,684,636.19
France	Various suppliers	Food supply	50,178,400.10
Germany	Various suppliers	Food supply	7,559,469.00
Ghana	Various suppliers	Food supply	3,672,512.79
Guatemala	Various suppliers	Food supply	7,686,954.38
Haiti	Various suppliers	Food supply	2,105,531.65
Honduras	Various suppliers	Food supply	23,782,467.47
India	Various suppliers	Food supply	75,841,674.68
Indonesia	Various suppliers	Food supply	117,984,471.37
Iran, Islamic Republic of	Various suppliers	Food supply	1,143,001.25
Ireland	Various suppliers	Food supply	2,336,539.58
Italy	Various suppliers	Food supply	62,807,537.93
Japan	Various suppliers	Food supply	2,571,010.66
Kazakhstan	Various suppliers	Food supply	12,866,351.67
Kenya	Various suppliers	Food supply	22,867,268.65
Kyrgyzstan	Various suppliers	Food supply	2,608,153.04
Lao People's Democratic Republic	Various suppliers	Food supply	294,023.82
Lesotho	Various suppliers	Food supply	1,355,622.07
Liberia	Various suppliers	Food supply	94,500.00
Lithuania	Various suppliers	Food supply	284,625.00
Madagascar	Various suppliers	Food supply	915,548.56
Malawi	Various suppliers	Food supply	40,031,320.55
Malaysia	Various suppliers	Food supply	3,121,523.24
Mali	Various suppliers	Food supply	10,128,655.23
Mexico	Various suppliers	Food supply	7,746,904.52
Morocco	Various suppliers	Food supply	4,251,934.61
Mozambique	Various suppliers	Food supply	11,574,521.07
Myanmar	Various suppliers	Food supply	17,238,487.53
Namibia	Various suppliers	Food supply	266,226.00
Nepal	Various suppliers	Food supply	4,007,429.25
Netherlands	Various suppliers	Food supply	1,987,660.00
Nicaragua	Various suppliers	Food supply	1,226,110.24
Niger	Various suppliers	Food supply	1,683,962.75
Norway	Various suppliers	Food supply	997,811.78
Occupied Palestinian territory	Various suppliers	Food supply	6,164,182.89
Oman	Various suppliers	Food supply	1,051,884.00
Pakistan	Various suppliers	Food supply	80,211,407.16
Philippines	Various suppliers	Food supply	1,492,983.65
Russian Federation	Various suppliers	Food supply	135,190,963.20
Rwanda	Various suppliers	Food supply	4,540,917.71
Senegal	Various suppliers	Food supply	877,640.41
Sierra Leone	Various suppliers	Food supply	216,863.96
South Africa	Various suppliers	Food supply	53,360,596.58
South Sudan	Various suppliers	Food supply	364,960.00
Sri Lanka	Various suppliers	Food supply	5,240,647.69
Sudan	Various suppliers	Food supply	21,573,616.14
Syrian Arab Republic	Various suppliers	Food supply	892,941.60
Tajikistan	Various suppliers	Food supply	11,671.25
Thailand	Various suppliers	Food supply	3,101,227.73
Togo	Various suppliers	Food supply	2,493,695.51
Tunisia	Various suppliers	Food supply	3,454,475.92
Turkey	Various suppliers	Food supply	56,367,966.43
Uganda	Various suppliers	Food supply	18,538,048.23
Ukraine	Various suppliers	Food supply	12,017,129.75
United Arab Emirates	Various suppliers	Food supply	14,232,478.92
United Republic of Tanzania	Various suppliers	Food supply	20,030,781.97
United States of America	Various suppliers	Food supply	5,529,542.54
Uruguay	Various suppliers	Food supply	155,520.00
Viet Nam	Various suppliers	Food supply	12,149,643.40
Yemen	Various suppliers	Food supply	21,127,301.38
Zambia	Various suppliers	Food supply	9,056,677.64
Zimbabwe	Various suppliers	Food supply	1,378,247.54
WMO			
China	Zhuzhou Research & Design Institute of Rubber & Plastic	Meteorological balloons	97,474.00
Czech Republic	Ataco	CLIDATA, IT equipment and supplies	234,628.00
Finland	Vaisala OYJ	Meteorological radiosondes	370,549.00
Finland	Vaisala OYJ	Meteorological radiosondes and ozone interface kit	37,697.00
France	Modem	Ground System and meteorological radiosondes for Mauritius	59,886.00
France	Modem	Ground System and meteorological radiosondes for Sudan	59,751.00
France	Modem	Ground System and meteorological radiosondes for Tanzania	59,615.00
France	CIMEL	Supply and installation of two (2) Automatic Weather Stations	150,584.00
Germany	Graw Radiosondes	Ground System and meteorological radiosondes	1,153,676.00
Japan	Meiseic Electric	Meteorological radiosondes	36,305.00
Kenya	Toyota East Africa	Toyota Fortuner	35,050.00
Kenya	Toyota East Africa	Toyota Land Cruiser Prado	56,286.00
Switzerland	Carosserie Garage Casale	Chevrolet Volt	56,189.00
Switzerland	Automobiles belle Croix	Chevrolet Volt	55,809.00

Major Orders for Goods Placed by Agency During 2011 (Orders of \$30,000 or more)

AGENCY			PO Value
Location of Supplier	Name of Supplier	Description of Goods	USD
WMO			
Switzerland	ORACLE software	EBS licenses	149,830.00
Switzerland	Dell Computer SA	KECE for workstations, laptop and tablets	30,771.00
Switzerland	Dell Computer SA	Office computers	83,112.00
Switzerland	ELS/Express Logistic Services	Office furniture	46,326.00
United States of America	Droplet Measurement Technologies	EEC ozonesondes	38,235.00
United States of America	CTI	Licenses for Google Apps	30,000.00
United States of America	Sutron Corporation	Tide gauges stations for Cape Verde	413,796.00
United States of America	Sutron Corporation	Tide gauges stations for Mauritania	271,177.00
United States of America	Sutron Corporation	Tide gauges stations for Senegal	418,882.00
United States of America	Sutron Corporation	Tide gauges stationsfor Gambia	156,912.00
WTO			
SPAIN	Mdtel	Cable Installation	56,263.48
SPAIN	Irium Consulting	Electronics	83,988.33
SPAIN	Optize Bureau Info	IT accessories	33,280.61
SPAIN	Profinsa	Laptops	78,023.48



Major services and works contracts by UN agencies (\$30,000 or more)

Major Contracts for Services Placed by Agency During 2011 (Contracts of \$30,000 or more)

AGENCY			Contract Value
Location of Supplier	Name of Contractor	Description of Services	USD
ECA			
Algeria	CENEAP	Institutional Contractor	40,000.00
Belgium	ATMIRE	Institutional Contractor	52,175.00
Botswana	BIDPA	Institutional Contractor	38,996.96
Chad	CABINET DE CONS	Institutional Contractor	34,500.00
Denmark	CENTER AFRICA IN	Institutional Contractor	40,000.00
Denmark	PHOENIX DESIGN AI	Printing and Publishing Services	40,000.00
Djibouti	UNIVERSITY DE D	Institutional Contractor	35,000.00
Egypt	IBN KHALDUN CEN	Institutional Contractor	35,000.00
Ethiopia	SAMUEL SAHLEMARIA	Construction Works	2,507,995.43
Ethiopia	Fere Construction	Construction Works	94,925.73
Ethiopia	ETHIOPIAN ELECTRI	Construction Works	91,886.92
Ethiopia	WT & T Constructi	Construction Works	84,365.90
Ethiopia	GLIMMER CONSTRUCT	Construction Works	65,766.00
Ethiopia	Sherefa Shafi B.C	Construction Works	65,623.00
Ethiopia	GLIMMER CONSTRUCT	Construction Works	60,493.46
Ethiopia	SAFETRA PLC.	Customs Clearance & Related Services	30,000.00
Ethiopia	Green international	Customs Clearance & Related Services	30,000.00
Ethiopia	ETHIOPIAN ELECTRI	Electro Mechanical Works	96,000.00
Ethiopia	MKTY IT SERVICE	Institutional Contractor	31,655.00
Ethiopia	M & M TRANS AFRIC	Maintenance and Repairs - Equipment	124,289.02
Ethiopia	2011 Annual Invenotry	Miscellaneous	50,000.00
Ethiopia	Clerical Services	Miscellaneous	35,000.00
Ethiopia	Data Entry Services	Miscellaneous	32,000.00
Guinea	STAT VIEW INTER	Institutional Contractor	40,000.00
Italy	INTERTRADE INTERN	Electro Mechanical Works	74,734.13
Kenya	CAMERAPIX	Photography & Video Recording	89,900.00
Madagascar	CABINET ECR	Institutional Contractor	41,000.00
Mauritius	STRACONSULT LTD	Institutional Contractor	33,200.00
Netherlands	SWETS Information	Subscriptions & Memberships	132,680.83
Portugal	TRADUCTA	Printing and Publishing Services	50,000.00
South Africa	IDASA	Institutional Contractor	49,410.00
Tunisia	INSTITUE ARABE	Institutional Contractor	35,000.00
United Kingdom	OVERSEAS DEVELO	Institutional Contractor	30,000.00
United Republic of Tanzania	UNIVERSITY OF DAR	Institutional Contractor	50,000.00
United States of America	DEEP WEB TECHNO	Institutional Contractor	50,000.00
Zambia	THE UNIVERSITY	Institutional Contractor	40,000.00
Zambia	CENTRE FOR POLI	Institutional Contractor	33,143.00
Zimbabwe	MASS PUBLIC OPI	Institutional Contractor	46,500.00
ECLAC			
Argentina	ACIFI S.A.	Office lease	133,200.00
Chile	MASTER CLIMA S.A.	Air conditioning installation	410,618.10
Chile	EMPRESA DE SERVICIOS ENERGETICOS SA	Air conditioning maintenance	113,511.77
Chile	CERO UNO ARQUITECTOS LIMITADA	Arquitecture services	39,953.81
Chile	Schultz Ingeniería y Maquinarias Lt	Building construction	3,940,140.00
Chile	SECURITY ADVISOR CHILE LTDA.	Check point safe@office 1000NW wireless appliance	43,709.51
Chile	GONZALEZ ACKERKNECHT LIMITADA	Cleaning services	460,172.82
Chile	CONSTRUCTORA LIPANGUE LTDA.	Contruccion of new building and remodelling	2,163,002.00
Chile	FINNING CHILE S.A.	Diesel generators maintenance	47,034.00
Chile	INMOBILIARIA ALFABETA ARTES GRAFICA	Document printing	34,755.68
Chile	INGENIERIA INTEGRAL FRAY JORGE S.A.	Gardening services	98,829.85
Chile	SERVICIOS INTEGRALES LTDA.	Internal messenger services	68,175.68
Chile	GTD INTERNET S.A.	Internet connection services	36,237.42
Chile	SONDA S.A.	IT helpdesk service	299,822.00
Chile	CONTRERAS, AREVALO Y VALDES LTDA.	LAN room relocation	39,918.40
Chile	POSADAS DE CHILE E. HOTELEROS LTDA.	Lodging, meeting rooms and catering	33,302.12
Chile	SOCIEDAD LAGO ATRAVESADO S.A.	Paneling for office space	33,865.99
Chile	DIMACOFI S.A.	Photocopying services (lease)	91,746.85
Chile	MARCO ANTONIO BARRERA FLORES	Piping provision and installation for fiber optic	52,089.06
Chile	DIMACOFI S.A.	Printing on Demand/Digital duplication	199,189.09
Chile	GRAFICA ANDES LTDA.	Printing services (book)	31,203.52
Colombia	GRUPO HOTELERO MAR Y SOL S.A.	Hotel	31,000.00
Mexico	LAVA TAP S.A. DE C.V.	Cleaning services	64,965.55
Mexico	INMOBILIARIA DATA S.C.	Office lease	540,934.50
Mexico	FREDI ABDO SILVERA TUACHI Y COP.	Office lease	55,407.12
Mexico	ATXK DISEÑO Y CONSTRUCCIÓN, S.A. D	Office space retrofitting	1,131,139.56
Trinidad and Tobago	MARITIME LIFE (CARIBBEAN) LIMITED	Office lease	337,326.07
Trinidad and Tobago	TELECOM SECURITY SERVICES	Security services	44,275.00
United States of America	CISCO SYSTEMS, INC.	Cisco smartnet support	42,304.00
United States of America	C.S.U. INDUSTRIES INC.	Servers maintenance	33,120.00
ESCAP			
Bangladesh	DHAKA SHERATON HOTEL	Meeting Package and Accomodation	53,216.00
India	N.S. ASSOCIATES PVT. LTD.	Construction work for subregional office in New Delhi,	113,630.36
Indonesia	LEMBAGA PENELITIAN PENDIDIKAN DAN PENERANGAN EKONO	Provision of contractual services	71,194.00
Korea, Republic of	JINSAN HOTEL & RESORT L.L.C.	Accommodation and meeting package	35,713.04
Korea, Republic of	IOCONVEX	Event Organizing services for the 2nd Regional Forum for APCICT	31,892.93
Korea, Republic of	KAL HOTEL NETWORK (HYATT REGENCY INCHEON)	Hotel accommodations for the 2nd Regional Forum for APCICT	35,981.90
Netherlands	SWETS INFORMATION SERVICES B.V.	Supply of annual subscription	94,850.00
Thailand	AMARI HOTEL AND RESORTS	Meeting Package and Accomodation	34,337.87
Thailand	AMARI HOTEL AND RESORTS	Meeting Package and Accomodation	32,609.54
Thailand	ADVANCED INFO SERVICE PUBLIC CO., LTD.	Blackberry Services	54,315.39
Thailand	SODEXO SUPPORT SERVICES (THAILAND) LTD.	Consultancy Services for Renovation of Kitchen Facilities in UN Premises-2011	36,197.67
Thailand	AURECON CONSULTING (THAILAND) CO., LTD.	Consultancy services for the marble cladding renovation project	31,889.74
Thailand	PRO-EN TECHNOLOGIES LTD.	Consultancy Services:Renovation of Bldg.&Lightning Earthing Systems	30,480.21
Thailand	WORLD DECORATION GROUP CO., LTD.	Contract No. C-0037/11 : The Renovation of Carpet Flooring in the UNCC	41,233.87
Thailand	PROPERTY CARE SERVICES (THAILAND) LTD.	Contractual personnel	598,917.72
Thailand	PROPERTY CARE SERVICES (THAILAND) LTD.	Contractual personnel	410,135.78
Thailand	PROPERTY CARE SERVICES (THAILAND) LTD.	Contractual personnel	316,882.64
Thailand	PROPERTY CARE SERVICES (THAILAND) LTD.	Contractual personnel	193,969.28
Thailand	ADECCO PHAHOLYOTHIN RECRUITMENT LTD.	Contractual personnel	80,786.74
Thailand	PROPERTY CARE SERVICES (THAILAND) LTD.	Contractual personnel	71,836.00
Thailand	ADECCO PHAHOLYOTHIN RECRUITMENT LTD.	Contractual personnel	60,591.75
Thailand	ADECCO PHAHOLYOTHIN RECRUITMENT LTD.	Contractual personnel	58,567.50
Thailand	PROPERTY CARE SERVICES (THAILAND) LTD.	Contractual personnel	54,558.46
Thailand	ADECCO PHAHOLYOTHIN RECRUITMENT LTD.	Contractual personnel	46,918.86
Thailand	ADECCO PHAHOLYOTHIN RECRUITMENT LTD.	Contractual personnel	45,646.61
Thailand	ADECCO PHAHOLYOTHIN RECRUITMENT LTD.	Contractual personnel	39,534.32
Thailand	ADECCO PHAHOLYOTHIN RECRUITMENT LTD.	Contractual personnel	34,492.50
Thailand	PROPERTY CARE SERVICES (THAILAND) LTD.	Contractual personnel	31,859.74
Thailand	ADECCO PHAHOLYOTHIN RECRUITMENT LTD.	Contractual personnel	30,621.33
Thailand	ABB LIMITED	LV Switchboard additional works	81,902.34
Thailand	OTIS ELEVATOR CO. (THAILAND) LTD.	Maintenance Services of OTIS elevators/escalators-2011	52,253.28
Thailand	DHL GLOBAL FORWARDING (THAILAND) LIMITED	Moving and Shipping 2 shipments for UNFCCC	32,878.41
Thailand	TNT EXPRESS WORLDWIDE (THAILAND) CO., LTD.	Pouch and courier services in MOU from 1 October to 201 to 31 May 2011	54,043.44
Thailand	ABB LIMITED	Preventive maintenance and general repair services for ABB GIS Substation	33,518.06
Thailand	MEINHARDT (THAILAND) LTD.	Provision of consultancy services for structural and water leakage, C-0016/11	37,771.48
Thailand	MEINHARDT (THAILAND) LTD.	Provision of Consultancy Services for the Beuilding Envelopes, C-0011/11	70,821.52
Thailand	ROCKWORTH PUBLIC CO., LTD.	Provision of rental of office partition and furniture with lockable doors	72,427.54
Thailand	ZENITH COMP CO., LTD.	Renewal of annual SW & support:LotusNotes	36,646.30
Thailand	APPLICAD CO. LTD.	Scanning and Digitalization of Architectural and Engineering Drawings	65,155.81
Thailand	EGISPRO CO. LTD.	Supply and installation of fire stop materials throughout the ESCAP complex	151,051.30
Thailand	BURKE CONSTRUCTION CO., LTD.	Supply and installation of fire/smoke resistant doors at link bridges	37,519.67
Thailand	BURKE CONSTRUCTION CO., LTD.	Supply and installation of power outlets in ESCAP Hall and CR-1, 2, 3, 4 in UNCC	46,526.59

Major Contracts for Services Placed by Agency During 2011 (Contracts of \$30,000 or more)

AGENCY			Contract Value
Location of Supplier	Name of Contractor	Description of Services	USD
ESCAP Continued			
Thailand	OTIS ELEVATOR CO. (THAILAND) LTD.	The Modernization of OTIS Elevators at Secretariat Bldg and UNCC-2012	374,567.20
Thailand	FMA GROUP CO., LTD.	Total Services Agreement: 50 photocopiers	45,121.37
Thailand	GRENZONE (THAILAND) CO., LTD.	UNCC Roof Renovation and Solar Panel Installation	117,340.26
Thailand	SEMPLÉ COCHRANE (ASIA) CO., LTD.	Under Vehicle Scanning System	42,965.06
Thailand	TAKACHIHO FIRE, SECURITY&SERVICES (THAILAND) LTD.	Upgrade of fire alarm system at the UNCC and the Service Buildings	186,690.59
United States of America	TRIGYN TECHNOLOGIES INC.	Contract to provide on-site skilled resources for Oracle PeopleSoft modules	167,000.00
United States of America	ORACLE USA, INC.	Oracle Consultancy Services (INSPIRA Project)	44,000.00
ESCWA			
Ireland	VMware International Limited	Purchase of VMWare Licenses	41,518.40
Lebanon	The Lebanese Company for Development and Reconstruction of Beirut Central District	Operation and Maintenance Services at the UN House from 01 January - 31 December 2011	387,889.00
Lebanon	COMPUTER INFORMATION SYSTEMS	Outsourced End User IT Services	40,716.67
Lebanon	Advanced Technology Services S.A.L.	Preparation of design for the Project Access Control Technology (PACT)	44,400.00
Lebanon	ASSIYANA SAL	Provision of Cleaning and Gardening Services	207,001.00
Lebanon	QUANTECH SAL	Provision of IBM Lotus Notes Domino Enterprise Server Processecor	39,183.33
Lebanon	LADKANI OFFICE SOLUTIONS S.A.L.	Rental of 10 Photocopy Machines, Olivetti, for 1 year period, 15/03 to14/03/2013.	31,007.75
United States of America	CISCO SYSTEMS, INC.	CISCO Smartnet Coverage	45,164.00
United States of America	The Bassiouni Group	Provision of ESCWA Subprogramme 2006-2011	60,000.00
FAO			
Australia	VISIONTIME PTY LTD	Editorial and Publishing Services for complex publications in "multiple languages"	70,237.00
Australia	VISIONTIME PTY LTD	Editorial and Publishing Services for complex publications in "multiple languages"	47,186.57
Belgium	MULTICORPORA INTERNATIONAL INC	Amend: Provision of Multicorpora Licences, maintenance and support	62,017.00
Belgium	HENDYPLAN SA/NV	Amendment: Renewal of Troll software licenses 15 Jan 2011-14 Jan 2012	62,370.00
Belgium	SITA (OFFICE IN FRANCE)	Global Telecomms Service - Voice/Data Traffic	800,000.00
Belgium	SITA (OFFICE IN FRANCE)	SITA for Sita WAN 2011 billing	300,000.00
Canada	CUSTOMER EXPRESSIONS	PR 46233 - Contract GF/HQR/CPA 268146-2011/AUDD	48,920.00
Canada	SHL CANADA INC	PR 46964 - GF/HQR/CPA 260982-2010/CSHT - Amd. No. 1	80,000.00
Canada	SHL CANADA INC	PR 47045 - GF/HQR/CPA 280589-2011/CSHT - MACs	432,000.00
Denmark	UNITED NATIONS OFFICE FOR PROJECT SERVICES (UNOPS)	Amendment to Contract no. TF/HAI/CPA 261057-2010/TCEO - Road rehabilitation works	149,955.00
Denmark	DANOFFICE LTD	CISCO Systems Smartnet Maintenance & Support Services	38,937.51
France	TREDI SA	Amendment no.2 to contract TF/SYR-MLW-AFG/CPA - Disposal of obsolete pesticides	232,676.00
France	PROCOPTERE AVIATION	Contract Service Helicopters in Madagascar	800,000.00
France	NOVACOM SERVICES	Two Year agreement for Satellite Data Reporting (1st October 2011 - 30 September 2013)	123,119.02
Germany	SPRINGER CUSTOMER SERVICE CENTER GMBH	PR 48039 - Springerlink 2012 Annual Renewal - OEKML	59,518.67
Haiti	BETRACO	Amend 1 to contract TF/HAI/CPA 259652-2010/TCEO - Supervision of works for the construction of cisterns and irrigation pools in Haiti	37,000.00
Haiti	PLANCONSULT	Amend. 2 to Contract TF/HAI/CPA 258516-2010/TCEO - Construction de citernes familiales en plaques de beton dans le departement du Nord est Haiti	59,435.36
Haiti	OLBWAD	Amendment 2 to Contract TF/HQR/CPA 258311-2010/TCEO - Construction de bassis de rétention d'eau dans le Département du Nord-est Haiti	116,713.03
Haiti	SOGECA	Construction de 2 lot de 10 bassins de retention d'eau (20 bassins en total) dans le departement du Nord-est Haiti	83,361.96
Haiti	SOCAP	Construction de 4 lots de citernes (200 citernes) familiales en plaques de béton dans le département du Nord-est Haiti	62,723.93
India	NETWORK INTELLIGENCE INDIA PVT LTD	Provision of IT Security Assessment	42,500.00
India	RAJ PROCESS EQUIPMENTS AND SYSTEMS PRIVATE LIMITED	Spray drying plant for dairy formula dried products, Pinar del Rio, Cuba	1,184,692.00
India	SIFY TECHNOLOGIES LTD	Technical Design and E-learning Programme Production for FAO Corporate Programmes	100,000.00
Italy	BODINO ENGINEERING SRL	"Construction of the FAO Sheikh Zayed International Media Conference Centre"	72,364.67
Italy	ALES 24 SRL	"Ordinary Maintenance and Construction Works"	265,009.36
Italy	FONDERIA D'ARTE MASSIMO DEL CHIARO	"Servizio di fonderia per la realizzazione di un' opera monumentale per celebrare l' eradicazione della peste bovina"	100,427.35
Italy	ORACLE ITALIA SRL	Advanced Customer Support Service - CIOD	49,961.00
Italy	AMA SPA	AMA - Garbage collection and differentiated disposal service from 1 October 2011 to 30 September 2012	359,617.93
Italy	BODINO ENGINEERING SRL	Amendment 1 to Contract Phase 2 Demolition and civil-reconstruction work; Supply and installation of Multimedia Systems	5,589,107.19
Italy	A.T.I. SANITAL-PIEMONTE-LATECNICA	Cleaning Multiservices	68,681.32
Italy	DE BESI - DI GIACOMO SPA	Computer Main Frame Insurance Policy	31,603.90
Italy	ENGINEERING INGEGNERIA INFORMATICA SPA	Consultancy Service	39,835.84
Italy	BODINO ENGINEERING SRL	Engineering Services for the Sheikh Zayed International Media Centre	119,891.01
Italy	ITALIA LOGISTICA SRL	External Storage	77,793.49
Italy	FT 2000 SRL	FAO Letters of Agreement training 10-21 October 2011 to F.T. 2000 Casa San Bernardo	36,974.01
Italy	ROTOCLASS SRL	Fees for the period 1 July 2011 - 30 June 2012 - Maintenance of archive machines	43,458.57
Italy	ELETTROSERVICE SPA	Fornitura di materiale elettrico-	68,681.32
Italy	CARLSON WAGONLIT TRAVEL	Framework Agreement for Events, Managements Solution	36,208.87
Italy	CARLSON WAGONLIT TRAVEL	Framework Agreement for Events, Managements Solution	33,254.79
Italy	CARLSON WAGONLIT TRAVEL	Framework Agreement for the organization of meetings and events	167,889.73
Italy	CARLSON WAGONLIT TRAVEL	Framework Agreement for the organization of meetings and events	31,267.53
Italy	CARLSON WAGONLIT TRAVEL	Framework Agreement for the organizationof meetings and events	277,175.97
Italy	MARIENI PAOLO	Glazing Services	68,681.32
Italy	POSTE ITALIANE SPA - SEDE LAZIO	Handling of ORGs Mail and Distribution Service	206,043.96
Italy	AYS AT YOUR SERVICE	Handling of the Organization's Mail and Distribution Services	412,087.91
Italy	AYS AT YOUR SERVICE	Handling of the organization's Mail and Distribution Services 2011)	66,666.67
Italy	POSTE ITALIANE SPA - SEDE LAZIO	Handling of the organizations Mail and Distribution Services: Remailing	95,759.23
Italy	DHL EXPRESS (ITALY) SRL	Handling of the Organization's Mail and Ditribution Services	755,494.51
Italy	DHL EXPRESS (ITALY) SRL	Handling of the Organization's Mail and Ditribution Services	41,039.67
Italy	ITALIA LOGISTICA SRL	Handling of the Organization's Publications	231,607.63
Italy	HEWLETT PACKARD ITALIANA SPA	Hardware and Software maintenance for HP servers	229,712.68
Italy	HARPA ITALIA SRL	Harpa Italia - Renewal until 31 December 2013 of maintenance contract Performance Load Testing Software Tool	43,077.33
Italy	GEOSOLUTIONS SAS DI SIMONE GIANNECCHINI	ICT Consultancy Services	118,025.75
Italy	ENGINEERING INGEGNERIA INFORMATICA SPA	ICT Consultancy Services	44,814.81
Italy	ENGINEERING INGEGNERIA INFORMATICA SPA	ICT Consultancy Services	44,814.81
Italy	ENGINEERING INGEGNERIA INFORMATICA SPA	ICT Consultancy Services	42,914.67
Italy	ENGINEERING INGEGNERIA INFORMATICA SPA	ICT Consultancy Services	41,946.67
Italy	ENGINEERING INGEGNERIA INFORMATICA SPA	ICT Consultancy Services	32,831.74
Italy	ENGINEERING INGEGNERIA INFORMATICA SPA	ICT Consultancy Services	30,313.39
Italy	ENGINEERING INGEGNERIA INFORMATICA SPA	ICT Consultancy Services	45,849.00
Italy	GEOSOLUTIONS SAS DI SIMONE GIANNECCHINI	ICT Consultancy ServicesFrom June to December 2011	131,459.23
Italy	ILO - INTERNATIONAL LABOUR OFFICE	Incorporating Impact Assessment in programme design - TCSFD	49,928.67
Italy	INTERROUTE SPA	Internet Connectivity services - GF/HQR/CPA 260484-2010/CIOF - One Yera from Dec 2011	31,200.00
Italy	INTERROUTE SPA	Interoute	33,900.00
Italy	CARLSON WAGONLIT TRAVEL	Joint Preferred Hotel Programme (PHP)-Hotel Sourcing and Contracting Services - CSAD	50,872.09
Italy	ALES 24 SRL	lavori e servizi di manutenzione ordinaria e lavori di costruzione e ristrutturazione	118,233.62
Italy	ALES 24 SRL	Lavori e servizi di manutenzione ordinaria e lavori di costruzione e ristrutturazione"	121,082.62
Italy	COLT TECHNOLOGY SERVICES SPA	Long Distance Telephone calls -Least Cost Routing	142,857.14
Italy	COLT TECHNOLOGY SERVICES SPA	Long Distance Telephone Calls-Least Cost Routing	157,687.25
Italy	SWISS POST PORTA A PORTA SPA	Mailing Service - Trail period (3 months) - Swiss Post Roma	42,253.52
Italy	FERRAMENTA MESSINA SNC	Maintenance Materials Supplies Service	131,406.04
Italy	WURTH SRL	Maintenance Materials Supplies Service - Part 2	65,703.02
Italy	ZANZI SERVIZI SPA	Maintenance of Electrical Installation, fire detection and alarm system	220,416.21
Italy	ZANZI SERVIZI SPA	Maintenance of electrical installation, fire detection and alarm systems	188,549.75
Italy	ZANZI SERVIZI SPA	Maintenance of electrical installation, fire detection and alarm systems	50,824.87
Italy	ZANZI SERVIZI SPA	Maintenance of Electrical Installations and Fire Detection and Alarm Systems	247,252.75
Italy	ZANZI SERVIZI SPA	Maintenance of Electrical Installations and Fire Detection and Alarm Systems	91,667.09
Italy	ZANZI SERVIZI SPA	Maintenance of Electrical Installations and Fire Detection and Alarm Systems	53,331.53
Italy	KONE SPA	Maintenance of elevators and freight elevators	91,661.97
Italy	SIEMENS BUILDING TECHNOLOGIES SPA	Maintenance of fire detection and alarm systems	65,798.57
Italy	KONE SPA	Maintenance of Lift	44,697.80
Italy	SIEMENS BUILDING TECHNOLOGIES SPA	Maintenance of Siemens Fire Detection Control Panels	35,511.63
Italy	IMPACT ITALIA SRL	Management and Leadership Programmes - (MLC)	362,092.86

Major Contracts for Services Placed by Agency During 2011 (Contracts of \$30,000 or more)

AGENCY			Contract Value
Location of Supplier	Name of Contractor	Description of Services	USD
FAO Continued			
Italy	CARLSON WAGONLIT TRAVEL	Meeting for the TCE to be held in Fiuggi from 30 April 2011 to 11 May 2011	38,334.73
Italy	MICROSOFT SRL	Microsoft Alliance Premium Support Contract	124,800.00
Italy	VODAFONE OMNITEL N.V.	Mobile Telecommunication Services	239,616.24
Italy	VODAFONE OMNITEL N.V.	Mobile Telecommunication Services	200,493.28
Italy	VODAFONE OMNITEL N.V.	Mobile Telecommunication Services	173,655.85
Italy	ALESSANDRO PICCA IN ARTE ALESSANDRO ROMANO	Monumento alla Peste Bovina	44,444.44
Italy	ORACLE ITALIA SRL	Oracle - OLSA Umbrella Agreement for the Procurement of Oracle Corp Licenses	33,504.95
Italy	ORACLE ITALIA SRL	Oracle Italia OLSA Umbrella Agreement	129,320.00
Italy	ORACLE ITALIA SRL	Oracle OLSA Umbrella Agreement - Maintenance for 2012-2013 Oracle EBS Technology products and Oracle Discoverer Desktop Edition product	1,282,524.64
Italy	ALES 24 SRL	Ordinary Maintenance	152,497.05
Italy	ALES 24 SRL	Ordinary maintenance	71,225.07
Italy	ALES 24 SRL	Ordinary Maintenance	71,225.07
Italy	ALES 24 SRL	Ordinary Maintenance and Construction Works	995,303.73
Italy	ALES 24 SRL	Ordinary Maintenance and Construction Works	743,193.58
Italy	ALES 24 SRL	Ordinary Maintenance and Construction Works	390,430.41
Italy	ALES 24 SRL	Ordinary Maintenance and Construction Works	333,333.33
Italy	ALES 24 SRL	Ordinary Maintenance and Construction Works	280,437.76
Italy	ALES 24 SRL	Ordinary Maintenance and Construction Works	246,666.67
Italy	ALES 24 SRL	Ordinary Maintenance and Construction Works	129,871.41
Italy	ALES 24 SRL	Ordinary Maintenance and Construction Works	125,901.92
Italy	ALES 24 SRL	Ordinary Maintenance and Construction Works	114,825.58
Italy	ALES 24 SRL	Ordinary Maintenance and Construction Works	98,530.59
Italy	ALES 24 SRL	Ordinary Maintenance and Construction Works	82,079.34
Italy	ALES 24 SRL	Ordinary Maintenance and Construction Works	80,336.65
Italy	ALES 24 SRL	Ordinary Maintenance and Construction Works	65,165.61
Italy	ALES 24 SRL	Ordinary Maintenance and Construction Works	54,174.15
Italy	ALES 24 SRL	Ordinary Maintenance and Construction Works	52,055.80
Italy	ALES 24 SRL	Ordinary maintenance and Construction Works	50,481.73
Italy	ALES 24 SRL	Ordinary Maintenance and Construction Works	48,133.33
Italy	ALES 24 SRL	Ordinary Maintenance and Construction Works	46,666.67
Italy	ALES 24 SRL	Ordinary Maintenance and Construction Works	43,733.33
Italy	ALES 24 SRL	Ordinary Maintenance and Construction Works	40,101.11
Italy	ALES 24 SRL	Ordinary Maintenance and Construction Works	38,402.67
Italy	ALES 24 SRL	Ordinary Maintenance and Construction Works	35,466.67
Italy	ALES 24 SRL	Ordinary maintenance and Construction Works	32,669.29
Italy	ALES 24 SRL	Ordinary Maintenance and Construction Works	30,029.60
Italy	VODAFONE OMNITEL N.V.	Payment of Invoices (10 April to 9 August 2011)	415,572.59
Italy	VODAFONE OMNITEL N.V.	Payment of Invoices (from 10 August to 09 October 2011)	168,415.54
Italy	ORACLE ITALIA SRL	PR 46211 - GF/HQR/CPA 223542-2008/KCTP - OLSA Umbrella Contract)	49,947.00
Italy	A.T.I. SANITAL-PIEMONTE-LATECNICA	PR 46491 - GF/HQR/CPA 263332-2010/CSAI - A.T.I. Sanital-Piemonte-LaTecnica "Multiservice Contract"	4,225,442.31
Italy	BUSINESS VALUE SRL	PR 47026 - OT/GF/HQR 270064-2011/CSAC - Consultancy Services	30,800.00
Italy	COLT TECHNOLOGY SERVICES SPA	PR 47539 - GF/HQR/CPA 261762-2010/CIOF - From Dec 2011 to Dec 2012	40,329.22
Italy	BODINO ENGINEERING SRL	PR 48087 - GF/HQR/CPA 270827-2001/CSAI - Amend. No. 2 (Sheikh Zayed Center)	129,064.71
Italy	BG & PARTNERS SRL	PR 48321 - Indesign Server - GF/HQR/CPA 263099-2010/CIO	38,153.27
Italy	CARLSON WAGONLIT TRAVEL	PR 48333 - Investement Days 2011 - TCIDD	33,254.58
Italy	FASI SRL	Preparation of the 8th International Conference on Diet and Activity Methods, 14-17 May 2012, Rome	62,947.07
Italy	CARLSON WAGONLIT TRAVEL	Procurement Training, Rome 12-16 July 2010 Ref Radisson Blue Hotel	47,852.11
Italy	EDISCO SRL	Projection and Audio Video systems for the Sheikh Zayed International Media Centre	495,459.84
Italy	METEO CONSULT BV	Provision of Customized Meteorological Data on a daily basis to the desert locust -	30,450.00
Italy	GARTNER ITALIA SRL	Provision of information communications and technologies consulting services	94,640.00
Italy	GESCA SRL	Provision of Sophos End Point Protection System	226,640.00
Italy	BODINO ENGINEERING SRL	PRs 48525 and 48701 - GF/HQR/CPA 270827-2011/CSAI	1,016,072.83
Italy	IBM ITALIA SPA	Renewal and Extension of IBM-FileNet	116,000.00
Italy	XEROX SPA	Rental of black and white duplicating system -	120,845.07
Italy	CANON ITALIA SPA	Rental of Duplicating Sytem	151,549.30
Italy	HITRAC ENGINEERING GROUP SRL	Running and maintenance of A/C and heating systems - Umbrella PO for WO	542,582.42
Italy	HITRAC ENGINEERING GROUP SRL	Running and Maintenance of Air Conditioning	49,692.16
Italy	HITRAC ENGINEERING GROUP SRL	Running and Maintenance of Air Conditioning and Heating Systems	412,100.43
Italy	HITRAC ENGINEERING GROUP SRL	Running and Maintenance of Air Conditioning and Heating systems	78,687.15
Italy	HITRAC ENGINEERING GROUP SRL	Running and Maintenance of Air Conditioning and Heating Systems	67,752.40
Italy	HITRAC ENGINEERING GROUP SRL	Running and Maintenance of Air Conditioning and Heating Systems	58,411.44
Italy	HITRAC ENGINEERING GROUP SRL	Running and Maintenance of Air Conditioning and Heating Systems	56,949.21
Italy	HITRAC ENGINEERING GROUP SRL	Running and Maintenance of Air Conditioning and Heating Systems"	66,755.94
Italy	HITRAC ENGINEERING GROUP SRL	Running and Maintenance of air-conditioning and heating systems	52,564.36
Italy	HITRAC ENGINEERING GROUP SRL	Running and maintenance of air-conditioning and heating systems Yearly fee (11 Nov 2010 - 10 Nov 2011) & Amendment No. 6	637,161.31
Italy	HITRAC ENGINEERING GROUP SRL	Running and maintenance of the HVAC systems and catering equipment - Amendment No. 7 (contract extension until 31 Dec 2012)	140,144.21
Italy	HITRAC ENGINEERING GROUP SRL	frigorifera con tre gruppi frigoriferi raffreddati ad aria	1,708,114.99
Italy	VILLANI E VILLANI SRL	Sound/light systems for the Sheikh Zayed International Media Center	31,333.33
Italy	XEROX SPA	Supply & Maintenance of Multifunction copiers and printers	231,527.03
Italy	XEROX SPA	Supply and Maintenance of Multifunction copiers	215,793.87
Italy	XEROX SPA	Supply and maintenance of multifunction copiers and printers	216,893.51
Italy	XEROX SPA	Supply and Maintenance of Multifunction copiers and printers	148,148.15
Italy	XEROX SPA	Supply and Maintenance of Multifunction copiers-printers	80,975.27
Italy	EGEA COMMERCIALE SRL	Supply of Electricity for 2012	1,825,068.04
Italy	ITEL SRL	Technical Assistance in system Development and Support and ICT Support	56,103.00
Italy	SOFTLAB SPA	Technical Assistance in Systems Development and Support and ICT Support	43,846.15
Italy	SOFTLAB SPA	Technical Assistance in Systems Development and Support and ICT Support	30,497.85
Italy	SOFTLAB SPA	Technical Assistance in Systems Development and Support and ICT Support	30,367.52
Italy	SOFTLAB SPA	Technical Assistance in Systems Development and Support, and ICT Support	64,692.42
Italy	SOFTLAB SPA	Technical Assistance in Systems Development and Support, and ICT Support	60,735.04
Italy	PROGE SOFTWARE SRL	Technical Assistance in Systems Development and Support, and ICT Support	57,682.40
Italy	PROGE SOFTWARE SRL	Technical Assistance in Systems Development and Support, and ICT Support	43,076.92
Italy	SOFTLAB SPA	Technical Assistance in Systems Development Support and ICT Support	114,623.80
Italy	SOFTLAB SPA	Technical Assistance in Systems Development Support and ICT Support	105,981.53
Italy	SOFTLAB SPA	Technical Assistance in Systems Development Support and ICT Support	105,516.41
Italy	SOFTLAB SPA	Technical Assistance in Systems Development Support and ICT Support	100,509.19
Italy	SOFTLAB SPA	Technical Assistance in Systems Development Support and ICT Support	100,509.19
Italy	SOFTLAB SPA	Technical Assistance in Systems Development Support and ICT Support	100,509.19
Italy	SOFTLAB SPA	Technical Assistance in Systems Development Support and ICT Support	100,068.40
Italy	SOFTLAB SPA	Technical Assistance in Systems Development Support and ICT Support	97,209.30
Italy	SOFTLAB SPA	Technical Assistance in Systems Development Support and ICT Support	97,209.30
Italy	SOFTLAB SPA	Technical Assistance in Systems Development Support and ICT Support	97,209.30
Italy	SOFTLAB SPA	Technical Assistance in Systems Development Support and ICT Support	97,209.30
Italy	PROGE SOFTWARE SRL	Technical Assistance in Systems Development Support and ICT Support	97,209.30
Italy	PROGE SOFTWARE SRL	Technical Assistance in Systems Development Support and ICT Support	88,148.15
Italy	SOFTLAB SPA	Technical Assistance in Systems Development Support and ICT Support	80,634.81
Italy	SOFTLAB SPA	Technical Assistance in Systems Development Support and ICT Support	79,599.86
Italy	SOFTLAB SPA	Technical Assistance in Systems Development Support and ICT Support	76,240.85
Italy	SOFTLAB SPA	Technical Assistance in Systems Development Support and ICT Support	66,837.89
Italy	SOFTLAB SPA	Technical Assistance in Systems Development Support and ICT Support	66,008.17
Italy	SOFTLAB SPA	Technical Assistance in Systems Development Support and ICT Support	65,514.81
Italy	PROGE SOFTWARE SRL	Technical Assistance in Systems Development Support and ICT Support	64,495.77
Italy	SOFTLAB SPA	Technical Assistance in Systems Development Support and ICT Support	64,069.77
Italy	SOFTLAB SPA	Technical Assistance in Systems Development Support and ICT Support	64,069.77
Italy	SOFTLAB SPA	Technical Assistance in Systems Development Support and ICT Support	64,069.77
Italy	SOFTLAB SPA	Technical Assistance in Systems Development Support and ICT Support	64,069.77
Italy	PROGE SOFTWARE SRL	Technical Assistance in Systems Development Support and ICT Support	57,435.90
Italy	PROGE SOFTWARE SRL	Technical Assistance in Systems Development Support and ICT Support	56,480.22

Major Contracts for Services Placed by Agency During 2011 (Contracts of \$30,000 or more)

AGENCY			Contract Value
Location of Supplier	Name of Contractor	Description of Services	USD
FAO Continued			
Italy	SOFTLAB SPA	Technical Assistance in Systems Development Support and ICT Support	56,142.27
Italy	SOFTLAB SPA	Technical Assistance in Systems Development Support and ICT Support	56,026.28
Italy	SOFTLAB SPA	Technical Assistance in Systems Development Support and ICT Support	55,376.07
Italy	PROGE SOFTWARE SRL	Technical Assistance in Systems Development Support and ICT Support	54,924.55
Italy	SOFTLAB SPA	Technical Assistance in Systems Development Support and ICT Support	54,190.14
Italy	PROGE SOFTWARE SRL	Technical Assistance in Systems Development Support and ICT Support	53,543.66
Italy	PROGE SOFTWARE SRL	Technical Assistance in Systems Development Support and ICT Support	53,488.37
Italy	SOFTLAB SPA	Technical Assistance in Systems Development Support and ICT Support	50,878.93
Italy	SOFTLAB SPA	Technical Assistance in Systems Development Support and ICT Support	49,046.51
Italy	SOFTLAB SPA	Technical Assistance in Systems Development Support and ICT Support	49,046.51
Italy	SOFTLAB SPA	Technical Assistance in Systems Development Support and ICT Support	47,500.00
Italy	SOFTLAB SPA	Technical Assistance in Systems Development Support and ICT Support	47,500.00
Italy	SOFTLAB SPA	Technical Assistance in Systems Development Support and ICT Support	47,364.67
Italy	SOFTLAB SPA	Technical Assistance in Systems Development Support and ICT Support	46,688.57
Italy	SOFTLAB SPA	Technical Assistance in Systems Development Support and ICT Support	42,252.91
Italy	SOFTLAB SPA	Technical Assistance in Systems Development Support and ICT Support	39,767.44
Italy	SOFTLAB SPA	Technical Assistance in Systems Development Support and ICT Support	36,280.06
Italy	SOFTLAB SPA	Technical Assistance in Systems Development Support and ICT Support	36,280.06
Italy	SOFTLAB SPA	Technical Assistance in Systems Development Support and ICT Support	36,126.76
Italy	PROGE SOFTWARE SRL	Technical Assistance in Systems Development Support and ICT Support	35,458.28
Italy	PROGE SOFTWARE SRL	Technical Assistance in Systems Development Support and ICT Support	34,971.43
Italy	SOFTLAB SPA	Technical Assistance in Systems Development Support and ICT Support	33,553.78
Italy	SOFTLAB SPA	Technical Assistance in Systems Development Support and ICT Support	33,392.70
Italy	PROGE SOFTWARE SRL	Technical Assistance in Systems Development Support and ICT Support	33,260.57
Italy	SOFTLAB SPA	Technical Assistance in Systems Development Support and ICT Support	32,300.00
Italy	SOFTLAB SPA	Technical Assistance in Systems Development Support and ICT Support	32,300.00
Italy	SOFTLAB SPA	Technical Assistance in Systems Development Support and ICT Support	31,580.03
Italy	SOFTLAB SPA	Technical Assistance in Systems Development Support and ICT Support	31,580.03
Italy	PROGE SOFTWARE SRL	Technical Assistance in Systems Development Support and ICT Support	31,432.47
Italy	PROGE SOFTWARE SRL	Technical Assistance in Systems Development Support and ICT Support	31,377.90
Italy	PROGE SOFTWARE SRL	Technical Assistance in Systems Development Support and ICT Support	31,377.90
Italy	SOFTLAB SPA	Technical Assistance in Systems Development Support and ICT Support	30,497.85
Italy	SOFTLAB SPA	Technical Assistance in Systems Development Support and ICT Support	30,410.84
Italy	SOFTLAB SPA	Technical Assistance in Systems Development Support and ICT Support	30,367.52
Italy	PROGE SOFTWARE SRL	Technical Assistance in Systems Development Support, and ICT Support	57,281.83
Italy	PROGE SOFTWARE SRL	Technical Assistance in Systems Development Support, and ICT Support	47,533.33
Italy	EPS DATACOM SRL	Tipping Point Intrusion System	146,111.87
Italy	ENTERPRISE SOLUTIONS SRL	Trend Micro ScanMail for Exchange Maintenance	36,803.00
Italy	CONSORZIO DEL BO SCARL	Upgrading of 13 lifts	487,473.35
Italy	MITSA SRL	Water treatment of heating/cooling systems and disinfection of a/c systems	529,123.99
Norway	INSTITUTE OF MARINE RESEARCH	Ecosystem and Pelagis survey in North West Africa using research Vessel	810,805.00
San Marino	KARNAK SPA	Office Stationary	618,131.87
San Marino	KARNAK SPA	Stationery and office supplies	246,238.03
Sudan	CONQUERS COMPUTER & ENGINEERING CO LTD	Amendment no. 3 to Contract TF/SUD/CPA 205096-2007/FRSUD - V-Sat communication/Internet services for FAO/ECU Sudan Offices	46,860.00
Sudan	CONQUERS COMPUTER & ENGINEERING CO LTD	V-Sat communication services for FAO ECU Sudan	43,440.00
Switzerland	UNITED NATIONS	services rendered to FAO on UNLPs, UN certificates and UN family certificates	136,176.00
Switzerland	ALLIANZ SUISSE	Allianz Suisse Flat premium 2011 and actual 2010 in excess of the flat premium (less credits)	203,786.60
Switzerland	MANNET SARL	Review of the Design and Implementation of the Immediate Plan of Action (IPA)	179,101.28
Switzerland	ERNST & YOUNG AG	Contract NO. GF/HQR/CPA 280076-2011/CSDB - FAO/ERP Quality Assurance	185,293.33
Switzerland	EUROPEAN BROADCASTING UNION	TV/Radio Live Transmission for the Sheikh International Media and Knowledge Centre	133,058.98
Switzerland	GLOBAL TRADE INFORMATION SERVICES INC	PR 47901 - Global Trade Atlas Database - ESTDD	141,442.72
Tunisia	SADIKA RMA	Cultural enhancement component of the Sheikh Zayed Media and Knowledge Centre	99,700.00
United Kingdom	VEOLIA ENVIRONMENTAL SERVICES (UK)	Amendment 2 to contract: Disposal of obsolete pesticides	121,525.02
United Kingdom	CORNERSTONE ON DEMAND LTD	Amendment No. 4 to Contract: Learning Management Platform to deliver e-learning courses	178,666.67
United Kingdom	READING ROOM LTD	Design and Development of Technical Cooperation Department Intranet and Toolkit for Effective Programming Intranet	136,055.63
United Kingdom	EDINBURGH RESEARCH AND INNOVATION LTD	Development and improvement of the SWARMS software	82,000.00
United Kingdom	MARSH UK LTD	Fidelity Guarantee Coverage - year 2011	50,335.00
United Kingdom	KUSH COMMUNICATIONS LTD	Global South-South Expo Production - TCSFD	35,321.82
United Kingdom	OXFORD POLICY MANAGEMENT LTD (OPM)	Lesotho Child Grants Programme Impact Evaluation	163,933.00
United Kingdom	UNIVERSITY OF WOLVERHAMPTON	Mainstreaming results-based principles and practice in FAO	236,950.00
United Kingdom	MICROSOFT IRELAND OPERATIONS LTD	Microsoft EA Contract for Software Licenses (3rd year payment)	922,982.05
United Kingdom	MICROSOFT IRELAND OPERATIONS LTD	Microsoft Enterprise Agreement - Amd. N. 1	73,349.78
United Kingdom	IN-TEND LTD	PR 264491 - GF/HQR/CPA 212435-2007/AFSP - Amendment No. 2	57,923.78
United Kingdom	LEARNING TREE INTERNATIONAL	Provision of Specialized IT Training	217,000.00
United Kingdom	LEARNING TREE INTERNATIONAL	Provision of specialized IT Training	64,659.84
United Kingdom	OXFORD POLICY MANAGEMENT LTD (OPM)	Qualitative research and analyses of the economic impacts of cash transfer programs in Sub Saharan Africa	397,872.00
United Kingdom	MRAG LTD	Regional Observer Programme on carrier vessels-transhipments at sea in the IOTC Area pr 47644	932,489.33
United Kingdom	TRILOGY BUSINESS SUPPORT LIMITED	Software Maintenance and Support (ARIES Publishing Manager) - Amd. 1	44,000.00
United Kingdom	BIOBASED SOLUTIONS LTD	Study on unlocking commercial fibre potential in Developing Countries (Haiti and LDC East Africa)	97,300.00
United Kingdom	MARSH UK LTD	Third party Legal Liability Invoice n 5706412	146,723.00
United Kingdom	LANDESK INTERNATIONAL LTD	TSM Implementation project	86,203.82
United States of America	HUGH WOOD INC	2nd Deposit Installment Invoice 24413	50,000.00
United States of America	HUGH WOOD INC	3rd Deposit Installment Invoice N25834	50,000.00
United States of America	HEWITT ASSOCIATES	Annual Actuarial Review of After Services Staff Benefits Plans	114,636.00
United States of America	HEWITT ASSOCIATES	Annual Actuarial Review of After Services Staff Benefits Plans	31,500.00
United States of America	HUGH WOOD INC	Annual Deposit Premium Marine Cargo 1st installment	50,000.00
United States of America	POINTE TECHNOLOGIES, INC	Atlas Travel System Maintenance	48,000.00
United States of America	PAPILIA 3BL TECH LLC	Communication and Fundraising solution agreement	50,750.00
United States of America	EMERGING MARKETS COMMUNICATIONS INC	EMC VSAT Service	300,000.00
United States of America	ESRI - ENVIRONMENTAL SYSTEMS RESEARCH INST., INC	ESRI Licences maintenance 2012	42,810.00
United States of America	HUGH WOOD INC	Fourth quarterly installment Invoice n 27802	50,000.00
United States of America	BURNES COMMUNICATIONS	Global Conference on Agricultural Research (GCARD) Road Map	50,000.00
United States of America	PAPILIA 3BL TECH LLC	Online Fundraising mechanism	66,000.00
United States of America	CUTTER CONSORTIUM	Provision of a Customer Survey	83,863.00
United States of America	NOETIX CORPORATION	Purchase of Software licence and related service	194,966.67
United States of America	PROQUEST LLC	Serial Solutions - E-Resource Access and Management - OEKML	31,419.00
United States of America	BLOOMBERG FINANCE L.P.	Subscription to Bloomberg	37,764.16
United States of America	PURDUE UNIVERSITY	Two-year subscription Center for Global Trade Analysis (GTAP) - Purdue University	39,300.00
United States of America	UNITED NATIONS	UNSEIAC Annual Renewal 2012	102,540.69
United States of America	EMERGING MARKETS COMMUNICATIONS INC	VSAT	100,000.00
United States of America	EMERGING MARKETS COMMUNICATIONS INC	VSAT	32,398.00
United States of America	EMERGING MARKETS COMMUNICATIONS INC	VSAT - Very Small Aperture Terminal	36,062.00
United States of America	EMERGING MARKETS COMMUNICATIONS INC	VSAT Service - Kinshasa BW upgrade	53,000.00
United States of America	EMERGING MARKETS COMMUNICATIONS INC	VSAT, Very Small Aperture Terminal - CIODD	215,000.00
IAEA			
Albania	Albanian Institute of Public Health	Training	49,619.99
Argentina	PLAZA SAN MARTIN TOWER S.A.	Hotel and office leases	41,611.41
Australia	Australian Nuclear Science and Technology Organisation ANSTO	Research and Development	48,222.24
Australia	Le Garcon Perdu	Training	33,993.61
Austria	ISS Facility Services Ges.m.b.H.	Cleaning Services	2,298,225.97
Austria	Der Landschaftsgartner Karl Watzke	Cleaning Services	52,695.03
Austria	United Nations Industrial Development	Construction	20,344,147.46
Austria	Porr Bau GmbH	Construction	12,165,492.46
Austria	Porr Bau GmbH	Construction	314,492.88
Austria	Austria Center Vienna, Int.Amtssitz u.Konf.Zentrum	Construction - specialized	698,873.07
Austria	Porr Bau GmbH	Construction - specialized	413,476.82
Austria	GLANZ-ELECTRICS Ing. Ernst Glanz e.U.	Construction - specialized	93,815.20
Austria	Caliqua Anlagentechnik GmbH	Construction - specialized	76,316.94

Major Contracts for Services Placed by Agency During 2011 (Contracts of \$30,000 or more)

AGENCY			Contract Value
Location of Supplier	Name of Contractor	Description of Services	USD
IAEA Continued			
Austria	ACP IT Solutions GmbH	Equipment installation, maintenance, repairs	4,493,134.77
Austria	VAMED Management & Service GmbH	Equipment installation, maintenance, repairs	366,649.78
Austria	IBM Oesterreich Internationale Bueromaschinen GmbH	Equipment installation, maintenance, repairs	264,466.57
Austria	ACP IT Solutions GmbH	Equipment installation, maintenance, repairs	257,045.51
Austria	Accenture GmbH	Equipment installation, maintenance, repairs	185,145.45
Austria	Ing. Ledermüller GmbH	Equipment installation, maintenance, repairs	88,394.58
Austria	GLANZ-ELECTRICS Ing. Ernst Glanz e.U.	Equipment installation, maintenance, repairs	87,088.54
Austria	SIEMENS Building Technologies GmbH & Co	Equipment installation, maintenance, repairs	83,678.92
Austria	Thermo Fisher Scientific Messtechnik GmbH	Equipment installation, maintenance, repairs	83,635.54
Austria	Seibersdorf Laboratories	Equipment installation, maintenance, repairs	70,725.95
Austria	PwC Wirtschaftspruefung GmbH	Equipment installation, maintenance, repairs	69,887.31
Austria	Veloce Botendienst GmbH	Equipment installation, maintenance, repairs	68,735.56
Austria	Caliqua Anlagentechnik GmbH	Equipment installation, maintenance, repairs	64,659.74
Austria	Kaleidoscope Communications Solutions	Equipment installation, maintenance, repairs	48,921.11
Austria	Shimadzu Handelsgesellschaft mbH	Equipment installation, maintenance, repairs	42,935.83
Austria	SIEMENS Building Technologies GmbH & Co	Equipment installation, maintenance, repairs	38,634.72
Austria	ACP IT Solutions GmbH	Equipment installation, maintenance, repairs	37,337.87
Austria	CANBERRA PACKARD Central Europe GmbH	Equipment installation, maintenance, repairs	36,159.69
Austria	Xeikon International B.V.	Equipment leases and rentals	248,508.08
Austria	XEROX Austria GmbH	Equipment leases and rentals	145,365.60
Austria	OCE Österreich Ges.m.b.H.	Equipment leases and rentals	82,466.74
Austria	DHL Express (Austria) GmbH	Freight forwarding.	158,814.17
Austria	NH Danube City Hotel	Hotel and office leases	186,283.02
Austria	Allianz Elementar Versicherungs	Insurance	36,637.93
Austria	UNOV	Inter-agency co-operation	9,474,405.72
Austria	Austrian Institute of Technology AIT	Inter-agency co-operation	1,955,726.39
Austria	UNOV	Inter-agency co-operation	149,040.27
Austria	BACHER SYSTEMS EDV GmbH	Management consultancy.	258,377.30
Austria	Webducation GmbH	Media services	53,114.35
Austria	PM Dimensions GmbH	Media services	34,664.10
Austria	XEROX Austria GmbH	Printing and copying equipment lease	92,097.49
Austria	Horizon GmbH	Printing and copying equipment lease	59,124.66
Austria	Nuclear Engineering Seibersdorf GmbH	Radioactive material disposal and decontamination	55,909.85
Austria	Universitaet Wien	Research and Development	41,932.38
Austria	GLANZ-ELECTRICS Ing. Ernst Glanz e.U.	Security systems and installation - specialized	148,406.67
Austria	G4S Security Systems GmbH	Security systems and installation - specialized	139,445.92
Austria	G4S Security Systems GmbH	Security systems and installation - specialized	130,654.64
Austria	G4S Security Systems GmbH	Security systems and installation - specialized	128,114.77
Austria	G4S Security Systems GmbH	Security systems and installation - specialized	103,989.77
Austria	GLANZ-ELECTRICS Ing. Ernst Glanz e.U.	Security systems and installation - specialized	84,342.35
Austria	METALLBAU HARTL	Security systems and installation - specialized	38,821.00
Austria	Fastech Kommunikationseinrichtungen	Security systems and installation - specialized	34,904.80
Austria	Accenture GmbH	Subcontracted programmers	75,478.29
Austria	Accenture GmbH	Subcontracted programmers	54,302.44
Austria	Accenture GmbH	Subcontracted programmers	51,114.18
Austria	GARTNER AUSTRIA GMBH	System design and development.	96,109.02
Austria	MDS Europe	Technical advisory services.	115,733.38
Austria	Spring Global Mail	Technical advisory services.	62,898.58
Austria	S and T Austria GmbH	Technical advisory services.	34,943.65
Austria	Ernst and Young Wirtschaftspruefungsgesellschaft mbH	Technical advisory services.	34,873.77
Austria	A1 Telekom Austria AG	Telecommunications	330,894.15
Austria	A1 Telekom Austria AG	Telecommunications	147,657.34
Austria	Kapsch BusinessCom AG	Telecommunications	140,238.67
Austria	Internationaler Sprachkontakt	Training	33,325.06
Austria	MIKLO Busunternehmen Dobrosavljevic KEG	Travel	174,951.69
Austria	AX Travel Management GmbH	Travel	170,525.03
Belgium	SDV Belgium	Inspection and Testing of Equipment	582,693.81
Belgium	U2U NV. SA	Training	73,381.67
Brazil	ABACC- Agencia Brasileiro Argentina de Contabilidade e Controles de Materiais Nucleares	Construction - specialized	83,673.36
Brazil	ABACC- Agencia Brasileiro Argentina de Contabilidade e Controles de Materiais Nucleares	Construction - specialized	38,725.94
Brazil	Golden Tulip Regente Hotel	Hotel and office leases	57,276.45
Canada	Point Lepreau Generating Station	Construction - specialized	108,476.24
Central African Republic	United Nations Development Program	Local purchases or Services via UNDP	34,706.65
China	Skyworth TTG	Subcontracted programmers	71,285.05
Czech Republic	Nuclear Research Institute Rez plc.	Sample analysis	61,780.38
Denmark	United Nations Development Programme - COPENHAGEN	Training	46,921.82
Finland	HIDEX	Hydrology equipment	150,956.58
Germany	Huber GmbH Germany	Equipment installation, maintenance, repairs	60,012.23
Germany	IT-CUBE SYSTEMS GmbH	Equipment installation, maintenance, repairs	58,057.83
Germany	Bundesrechnungshof	Management consultancy.	181,707.00
Germany	European Commission - Joint Research Centre Institute for Transurium Elements	Sample analysis	43,966.10
Germany	INFOTERRA GmbH	Satellite imagery	139,774.61
Germany	LARSEN & TOUBRO INFOTECH LIMITED	System design and development.	428,602.08
Germany	Physikalisch-Technische Bundesanstalt (PTB)	Technical advisory services.	111,819.69
Germany	Secunet Security Networks AG	Technical advisory services.	34,873.77
Germany	MVC Mobile VideoCommunication AG	Telecommunications	66,788.85
Germany	Akamai Technologies GmbH	Telecommunications	58,705.34
Germany	Karlsruher Institut fuer Technologie KIT - EGGENSTEIN-LEOP	Training	118,766.49
Germany	EUROPEAN COMMISSION	Training	34,943.65
Germany	EUROPEAN COMMISSION	Training	34,943.65
Germany	EUROPEAN COMMISSION	Training	34,943.65
Hungary	Budapest University of Technology and Economics; Institute of Nuclear Techniques	Technical advisory services.	41,932.38
India	Thirdware Global Services	Equipment installation, maintenance, repairs	2,461,570.72
India	DATAMATICS GLOBAL SERVICES Ltd.	Equipment installation, maintenance, repairs	1,444,573.43
India	DATAMATICS GLOBAL SERVICES Ltd.	System design and development.	465,030.14
India	LARSEN & TOUBRO INFOTECH LIMITED	System design and development.	256,765.96
India	e-ZEST Solutions Ltd.	System design and development.	172,915.17
Italy	Perkin Elmer Italia S.p.A.	Hydrology equipment	147,653.99
Italy	Abdus Salam International Centre for Theoretical Physics (ICTP)	Inter-agency co-operation	3,415,771.47
Italy	e-GEOS	Satellite imagery	314,492.88
Japan	Kabushiki Kaisha Seibunkan	Hotel and office leases	422,461.79
Japan	CANBERRA JAPAN K.K.	Training	98,738.02
Korea, Republic of	Korea Hydro & Nuclear Power Co. Ltd.	Construction - specialized	58,745.66
Korea, Republic of	Korea Hydro & Nuclear Power Co. Ltd.	Construction - specialized	35,859.18
Korea, Republic of	Korea Atomic Energy Research Institute KAERI - DAEJEON	Radioactive material disposal and decontamination	53,821.35
Lebanon	CHIP - Creative Hardware for Integrated Products	Construction - specialized	145,244.76
Monaco	Boss Securite Privee	Equipment installation, maintenance, repairs	228,352.92
Netherlands	High Voltage Engineering Europa B.V.	Equipment installation, maintenance, repairs	139,606.88
Netherlands	Veenstra Instrumenten B V	Freight forwarding.	56,610.12
Netherlands	ELSEVIER SCIENCE BV	Media services	68,489.56
Nicaragua	Ministry of Health of the Republic of Nicaragua	Inter-agency co-operation	47,173.93
Pakistan	Technology Windows Enterprise	Construction - specialized	1,182,487.93
Pakistan	G4S Wackenhut Pakistan (Pvt), Ltd.	Construction - specialized	261,119.99
Pakistan	Karachi Nuclear Power Complex	Construction - specialized	88,812.79
Philippines	AMH PHILIPPINES	Radioactive material disposal and decontamination	46,016.33
Russian Federation	Scientific Engineering Center Nuclear Physics Researches	Construction - specialized	175,755.39
Russian Federation	FSUE SRI SIA LUCH	Freight forwarding.	716,817.78
Russian Federation	Russian Association of Nuclear Science and Education RANSE	Research and Development	48,921.11
Russian Federation	V.G. KHLOPIN RADIUM INSTITUTE	Sample analysis	43,966.10

Major Contracts for Services Placed by Agency During 2011 (Contracts of \$30,000 or more)

AGENCY			Contract Value
Location of Supplier	Name of Contractor	Description of Services	USD
IAEA Continued			
Russian Federation	Laboratory for Microparticle Analysis	Sample analysis	34,733.99
Russian Federation	National Research Nuclear University MEPhI	System design and development.	195,684.46
Senegal	Aerodrome du Kalahari	Cleaning Services	33,126.58
Senegal	Ministry of Livestock	Research and Development	69,887.31
Senegal	Institut sénégalais de recherche agricole ISRA	Research and Development	55,909.85
Serbia, Republic of	Public Company Nuclear Facilities of Serbia - PC NFS	Feasibility studies.	202,673.19
Serbia, Republic of	Public Company Nuclear Facilities of Serbia - PC NFS	Feasibility studies.	139,774.61
Serbia, Republic of	Public Company Nuclear Facilities of Serbia - PC NFS	System design and development.	1,600,419.32
Serbia, Republic of	Public Company Nuclear Facilities of Serbia - PC NFS	System design and development.	34,948.56
Slovakia	Slovak Academy of Sciences (SAS) Institute of Zoology; Department of Entomology	Equipment installation, maintenance, repairs	118,109.55
Slovakia	Slovak Academy of Sciences SAS	Research and Development	50,318.86
Slovakia	Slovak Academy of Sciences (SAS) Institute of Zoology; Department of Entomology	Sample analysis	118,109.55
Switzerland	Convera Ges.m.b.H.	Equipment installation, maintenance, repairs	60,767.01
Switzerland	SCRT	Inspection and Testing of Equipment	36,970.39
Switzerland	United Nations Internat.Computing Centre	Subcontracted programmers	842,116.59
Switzerland	United Nations Internat.Computing Centre	Subcontracted programmers	205,116.03
Switzerland	IBC Inplenion business Consulting AG	Subcontracted programmers	122,360.60
Switzerland	Convera Ges.m.b.H.	Subcontracted programmers	48,610.82
Switzerland	United Nations Internat.Computing Centre	Technical advisory services.	33,535.77
Switzerland	SHL AG ZUERICH	Training	40,884.14
Tajikistan	JAMIL LLC	Construction - specialized	102,798.78
Tunisia	United Nations Development Program	Local purchases or Services via UNDP	64,240.34
Ukraine	Microdata Ltd	Equipment installation, maintenance, repairs	111,729.17
Ukraine	KNMU EPM Ltd.	Equipment installation, maintenance, repairs	55,909.85
Ukraine	National Academy of Sciences of Ukraine; National Science Center "Kharkov Institute of Physics and Technology"	Freight forwarding.	169,050.41
Ukraine	United Nations Development Program	Local purchases or Services via UNDP	76,876.04
United Kingdom	The Security Company Int. Ltd.	Equipment installation, maintenance, repairs	119,074.87
United Kingdom	PDQM Limited	Feasibility studies.	41,932.38
United Kingdom	Wagtech Projects Ltd.	Hydrology equipment	1,567,744.94
United Kingdom	King's College London (Centre for Science & Security Studies)	Management consultancy.	69,790.76
United Kingdom	Olivier Mythodrama Associates Limited	Management consultancy.	37,821.04
United Kingdom	Zensar Technologies UK Limited	Subcontracted programmers	1,229,289.77
United Kingdom	Next Ventures Ltd.	Subcontracted programmers	212,492.36
United Kingdom	Octopus Computer Associates Ltd	Subcontracted programmers	196,243.56
United Kingdom	HW Search and Selection Ltd	System design and development.	47,220.06
United Kingdom	KINGS COLLEGE LONDON	Technical advisory services.	80,789.73
United Kingdom	LEARNING TREE INTERNATIONAL Ltd.	Training	237,941.53
United Kingdom	King's College London (Centre for Science & Security Studies)	Training	69,839.78
United Kingdom	Afiniti Ltd.	Training	47,337.73
United States of America	Canberra Industries, Inc.	Equipment installation, maintenance, repairs	131,143.53
United States of America	Canberra Industries, Inc.	Equipment installation, maintenance, repairs	74,693.53
United States of America	United Nations	Hotel and office leases	137,742.92
United States of America	United Nations	Inter-agency co-operation	65,685.56
United States of America	Canberra Industries, Inc.	Management consultancy.	87,498.91
United States of America	Media Training Worldwide	Management consultancy.	35,703.90
United States of America	AMERICAN INSTITUTE OF PHYSICS	Media services	53,812.25
United States of America	AIR FORCE TECHNICAL APPLICATIONS CENTER	Sample analysis	343,845.55
United States of America	AIR FORCE TECHNICAL APPLICATIONS CENTER	Sample analysis	198,479.95
United States of America	UT-BATTELLE, LLC	Sample analysis	35,663.49
United States of America	DIGITALGLOBE INC.	Satellite imagery	385,400.54
United States of America	Innovative Systems Software	System design and development.	36,172.97
United States of America	Canberra Industries, Inc.	Technical advisory services.	104,998.69
United States of America	Canberra Industries, Inc.	Technical advisory services.	98,873.77
IFAD			
ARGENTINA	FUNDAPAZ FUNDACION PARA EL DESAROLLO	Institutional Contracts	35,955.70
Burkina Faso	ROPFA	Institutional Contracts	34,582.19
CAMEROON	UNDP CAMEROON	Interagency Transfer	161,800.66
CAMEROON	UNDP CAMEROON	Interagency Transfer	75,266.07
CANADA	GENDER AT WORK	Institutional Contracts	35,236.59
CANADA	UNISFERA INTERNATIONAL CENTRE	Interagency Transfer	33,798.36
COLOMBIA	INTERNATIONAL CENTER FOR TROPICAL	Institutional Contracts	86,293.69
Costa Rica	TROPICAL AGRICULTURAL RESEARCH AND	Institutional Contracts	57,529.12
Democratic Rep. of the Congo	UNDP DR CONGO	Interagency Transfer	107,867.11
Democratic Rep. of the Congo	UNDP DR CONGO	Interagency Transfer	30,274.70
East Timor	Bidoon Salva Ai Haan	Institutional Contracts	43,146.84
EGYPT	UNDP EGYPT REP	Interagency Transfer	44,441.25
Germany	DEUTSCHE ASSET MANAGEMENT INTL GMBH	Banking and Investment	386,164.25
Germany	DeutscheGesellschaft fuer Internationale	Institutional Contracts	50,000.00
Germany	DeutscheGesellschaft fuer Internationale	Institutional Contracts	50,000.00
Germany	DeutscheGesellschaft fuer Internationale	Institutional Contracts	50,000.00
GHANA	UNDP GHANA	Interagency Transfer	161,800.66
HAITI	UNDP HAITI	Interagency Transfer	181,898.46
India	THE ENERGY AND RESOURCES INSTITUTE	Institutional Contracts	35,955.70
India	SHARDA UNIVERSITY	Institutional Contracts	33,481.95
India	WORLD FOOD PROGRAMME INDIA	Interagency Transfer	165,396.23
India	WORLD FOOD PROGRAMME INDIA	Interagency Transfer	152,941.18
Ireland	MICROSOFT IRELAND OPERATIONS LIMITED	Computer Related Services	44,624.87
Italy	PRICEWATERHOUSECOOPERS SPA	Audit Services	229,449.00
Italy	PRICEWATERHOUSECOOPERS SPA	Audit Services	97,342.00
Italy	ORACLE ITALIA SRL	Computer Related Services	2,034,110.00
Italy	ORACLE ITALIA SRL	Computer Related Services	550,247.50
Italy	ORACLE ITALIA SRL	Computer Related Services	162,404.36
Italy	ORACLE ITALIA SRL	Computer Related Services	150,500.00
Italy	ORACLE ITALIA SRL	Computer Related Services	121,054.45
Italy	MICROSOFT SRL	Computer Related Services	69,251.88
Italy	MICROSOFT SRL	Computer Related Services	53,399.04
Italy	MERLO SpA	Conference Organizing Services	389,089.88
Italy	MERLO SpA	Conference Organizing Services	183,559.20
Italy	IMPRESA PIEMONTE S.R.L.	Custodial & Cleaning Service	391,877.20
Italy	A.T.I. SANITAL - PIEMONTE - LA TECNICA	Custodial & Cleaning Service	281,729.87
Italy	IMPRESA PIEMONTE S.R.L.	Custodial & Cleaning Service	132,524.18
Italy	IMPRESA PIEMONTE S.R.L.	Custodial & Cleaning Service	99,547.49
Italy	A.T.I. SANITAL - PIEMONTE - LA TECNICA	Custodial & Cleaning Service	77,653.38
Italy	GEMMO SPA	General Building Maintenance	273,936.28
Italy	GEMMO SPA	General Building Maintenance	229,409.01
Italy	BUSINESS NETWORK BUILDERS SRL	Individual Consulting Service	663,316.20
Italy	BUSINESS NETWORK BUILDERS SRL	Individual Consulting Service	97,342.00
Italy	SMC TREVISO SRL	Individual Consulting Service	61,534.05
Italy	BUSINESS NETWORK BUILDERS SRL	Individual Consulting Service	53,399.04
Italy	DE BESI DI GIACOMO SPA	Insurance	98,841.80
Italy	FAO USD	Interagency Transfer	265,000.00
Italy	FAO	Interagency Transfer	240,000.00
Italy	FAO	Interagency Transfer	180,000.00
Italy	FAO	Interagency Transfer	176,500.00
Italy	FAO	Interagency Transfer	151,087.00
Italy	FAO	Interagency Transfer	143,822.00
Italy	UN WORLD FOOD PROGRAMME	Interagency Transfer	143,520.00
Italy	UN WORLD FOOD PROGRAMME	Interagency Transfer	130,447.20
Italy	FAO	Interagency Transfer	124,000.00
Italy	FAO	Interagency Transfer	117,940.00

Major Contracts for Services Placed by Agency During 2011 (Contracts of \$30,000 or more)

AGENCY			Contract Value
Location of Supplier	Name of Contractor	Description of Services	USD
IFAD Continued			
Italy	FAO	Interagency Transfer	117,425.00
Italy	FAO	Interagency Transfer	101,877.46
Italy	FAO	Interagency Transfer	100,937.00
Italy	FAO	Interagency Transfer	81,792.00
Italy	FAO	Interagency Transfer	74,393.00
Italy	FAO	Interagency Transfer	72,758.00
Italy	FAO	Interagency Transfer	71,400.00
Italy	FAO	Interagency Transfer	66,355.80
Italy	FAO	Interagency Transfer	64,311.00
Italy	FAO	Interagency Transfer	64,072.00
Italy	FAO	Interagency Transfer	60,782.00
Italy	FAO	Interagency Transfer	60,098.00
Italy	FAO	Interagency Transfer	60,000.00
Italy	FAO	Interagency Transfer	58,506.00
Italy	FAO	Interagency Transfer	56,104.00
Italy	FAO	Interagency Transfer	54,347.00
Italy	FAO	Interagency Transfer	54,307.00
Italy	FAO	Interagency Transfer	50,947.00
Italy	FAO	Interagency Transfer	48,499.00
Italy	FAO	Interagency Transfer	48,364.00
Italy	FAO	Interagency Transfer	48,329.81
Italy	FAO	Interagency Transfer	48,140.00
Italy	FAO	Interagency Transfer	41,933.00
Italy	FAO	Interagency Transfer	41,778.75
Italy	MEDIASERVICE.NET SRL	IT Services	67,722.22
Italy	EDISCO SRL	IT Services	56,783.76
Italy	EDISCO SRL	IT Services	56,597.42
Italy	XEROX S.P.A.	Leasing or Rental Services	382,405.27
Italy	XEROX S.P.A.	Leasing or Rental Services	232,360.92
Italy	DHL EXPRESS (ITALY) S.R.L.	Postal and Delivery Service	69,530.00
Italy	PRELIOS SGR S.p.A. FONDO ANASTASIA	Rental costs	8,975,395.47
Italy	LANGIANO ELENA	Rental costs	125,154.00
Italy	PRELIOS SGR S.p.A. FONDO ANASTASIA	Rental costs	53,453.27
Italy	ISTITUTO DI VIGILANZA NUOVA	Security Services	808,282.22
Italy	ISTITUTO DI VIGILANZA NUOVA	Security Services	57,470.72
Italy	COLT TECHNOLOGY SERVICES S.P.A.	Telecommunications	125,710.24
Italy	COLT TECHNOLOGY SERVICES S.P.A.	Telecommunications	62,855.12
Italy	COLT TECHNOLOGY SERVICES S.P.A.	Telecommunications	60,908.28
Italy	AASTRA ITALIA SPA	Telecommunications	52,842.80
Italy	TIM	Telecommunications	41,718.00
Italy	ITALBUS SRL	Transportation	62,118.10
Italy	ESSO ITALIANA SRL	Utilities	892,765.20
Italy	GALA SPA	Utilities	570,146.00
Italy	AZIENDA MUNICIPALE AMBIENTE AMA	Utilities	194,684.00
Italy	GALA SPA	Utilities	144,622.40
Italy	ENEL ENERGIA SPA	Utilities	55,624.00
Jordan	UNDP JORDAN	Interagency Transfer	100,000.00
Kenya	AFRICAN WILDLIFE FOUNDATION	Institutional Contracts	155,000.00
Kenya	ALLIANCE FOR A GREEN REVOLUTION IN	Institutional Contracts	50,000.00
Kenya	PPD CONSULTANTS LTD	Institutional Contracts	49,441.00
Malawi	LANDNET MALAWI	Institutional Contracts	50,000.00
Mauritania	ASSOCIATION MAURITANIENNE POUR LE	Institutional Contracts	50,000.00
Netherlands	ROYAL TROPICAL INSTITUTE	Institutional Contracts	49,357.00
Netherlands	IRC	Institutional Contracts	47,975.70
Netherlands	STICHTING DLO-CDI	Training	43,890.12
Nigeria	UNDP NIGERIA	Interagency Transfer	150,000.00
Philippines	COMMISSION ON AUDIT TRUST FUND	Institutional Contracts	52,200.00
Senegal	FONDATION RURALE D L'AFRIQUE DE L'OUEST	Institutional Contracts	49,088.18
Senegal	CNCR	Institutional Contracts	41,800.00
Senegal	UNDP SENEGAL	Interagency Transfer	150,000.00
South Africa	TEBA DEVELOPMENT	Institutional Contracts	50,000.00
South Africa	PLEIAD FOUNDATION	Institutional Contracts	49,500.00
South Africa	PLEIAD FOUNDATION	Institutional Contracts	46,500.00
South Africa	PLEIAD FOUNDATION	Institutional Contracts	46,500.00
South Africa	TEBA DEVELOPMENT	Institutional Contracts	44,500.00
Sudan	UNDP SUDAN	Interagency Transfer	56,060.00
Switzerland	MANNET SARL	Audit Services	43,908.00
Switzerland	KPMG SA	Individual Consulting Service	346,000.00
Switzerland	INTERNATIONAL LABOUR OFFICE	Interagency Transfer	67,000.00
Switzerland	INTERNATIONAL COMPUTING CENTRE ICC	IT Services	1,174,503.00
Switzerland	INTERNATIONAL COMPUTING CENTRE ICC	IT Services	790,000.00
Switzerland	INTERNATIONAL COMPUTING CENTRE ICC	IT Services	78,224.00
Switzerland	INTERNATIONAL COMPUTING CENTRE ICC	IT Services	63,800.00
Trinidad and Tobago	CARIBBEAN NETWORK FOR INTEGRATED RURAL	Institutional Contracts	45,800.00
Trinidad and Tobago	CARIBBEAN NETWORK FOR INTEGRATED RURAL	Institutional Contracts	45,159.00
Tunisia	OBSERVATOIRE DU SAHARA ET DU SAHEL	Institutional Contracts	44,800.00
Uganda	UNITED NATIONS DEVELOPMENT PROGRAMME	Interagency Transfer	67,000.00
United Kingdom	MORGAN STANLEY INVESTMENT MANAGEMENT	Banking and Investment	597,000.00
United Kingdom	NOMURA ASSET MANAGEMENT U.K. LIMITED	Banking and Investment	246,000.00
United Kingdom	THE NORTHERN TRUST COMPANY LONDON	Banking and Investment	190,000.00
United Kingdom	THE NORTHERN TRUST COMPANY LONDON	Banking and Investment	168,000.00
United Kingdom	THE NORTHERN TRUST COMPANY LONDON	Banking and Investment	95,000.00
United Kingdom	BARING ASSET MANAGEMENT LIMITED	Banking and Investment	67,700.00
United Kingdom	MICROSOFT TECH. IRELAND OPERATIONS LTD	Computer Related Services	99,470.71
United Kingdom	SQUARE ONE RESOURCES LTD	Individual Consulting Service	92,127.25
United Kingdom	SQUARE ONE RESOURCES LTD	Individual Consulting Service	81,809.00
United Kingdom	WCMC	Institutional Contracts	96,000.00
United Kingdom	TELEVISION TRUST FOR THE ENVIRONMENT	Institutional Contracts	80,000.00
United Kingdom	INTERNATIONAL BUSINESS LEADERS FORUM	Institutional Contracts	49,980.00
United Kingdom	WILLIS LIMITED	Insurance	80,446.21
United Kingdom	EMERGING FERVOUR	IT Services	59,795.80
United Kingdom	BLOOMBERG L.P.	Rent/Maint Office Equipment	250,000.00
United Kingdom	LEARNING TREE INTERNATIONAL LTD	Training	61,656.28
United Kingdom	LEARNING TREE INTERNATIONAL LTD	Training	43,459.17
United States of America	PACIFIC INVESTMENT MANAGEMENT COMPANY	Banking and Investment	1,044,000.00
United States of America	PAYDEN and RYSEL	Banking and Investment	662,000.00
United States of America	BLACKROCK FINANCIAL MANAGEMENT INC	Banking and Investment	303,000.00
United States of America	WELLINGTON MANAGEMENT COMPANY LLP	Banking and Investment	292,000.00
United States of America	VISIONTIME INTERNATIONAL LLC	Graphic, Proofing & Printing	51,452.20
United States of America	EMERGING MARKETS FORUM	Institutional Contracts	465,288.00
United States of America	EMERGING MARKETS FORUM	Institutional Contracts	245,542.00
United States of America	INTERNATIONAL FOOD POLICY RESEARCH INST.	Institutional Contracts	131,470.00
United States of America	WOCAN	Institutional Contracts	49,900.00
United States of America	UNON GAINS ACCOUNT	Interagency Transfer	526,677.00
United States of America	WORLD BANK USA	Interagency Transfer	103,000.00
United States of America	WORLD BANK USA	Interagency Transfer	80,000.00
United States of America	WORLD BANK USA	Interagency Transfer	65,000.00
United States of America	UNOPS	Interagency Transfer	56,300.00
United States of America	UNON GAINS ACCOUNT	Interagency Transfer	56,207.00
United States of America	UNIC	Interagency Transfer	50,000.00
United States of America	DEWEY AND LEBOEUF LLP	Legal Services	70,000.00
United States of America	UNNY	Rental costs	100,312.00
United States of America	UNNY	Rental costs	58,320.00

Major Contracts for Services Placed by Agency During 2011 (Contracts of \$30,000 or more)

AGENCY			Contract Value
Location of Supplier	Name of Contractor	Description of Services	USD
IFAD Continued			
URUGUAY	FUNDACION PARA EL DESARROLLO REGIONAL	Institutional Contracts	48,000.00
VIETNAM	MEDICAL COMMITTEE NETHERLANDS - VIETNAM	Institutional Contracts	83,000.00
WEST SAMOA	SECRETARIAT OF THE PACIFIC REGIONAL	Institutional Contracts	48,000.00
ILO			
Albania	KESHILLI I QARKUT KUKES	ECONOMICS, STATISTICS, FEASIBILITY, TECHNICAL AND OTHER GENERAL STUDIES	69,493.28
Albania	MOLSAEO NES MPCSSHB SHKP	EMPLOYMENT	130,000.00
Angola	UNTA - CONFEDERACAO SINDICAL	SEMINARS	52,760.00
Austria	INTERNATIONAL ATOMIC ENERGY AGENCY (IAEA)	ECONOMICS, STATISTICS, FEASIBILITY, TECHNICAL AND OTHER GENERAL STUDIES	42,918.45
Bangladesh	APAREJEO BANGLADESH	CHILD LABOUR (PREVENTION)	996,729.00
Bangladesh	DHAKA AHSANIA MISSION	CHILD LABOUR (PREVENTION)	923,852.00
Bangladesh	NARI MAIATREE	CHILD LABOUR (PREVENTION)	602,454.00
Bangladesh	UNDERPRIVILEGED CHILDREN'S EDUCATIONAL PROGRAMS	CHILD LABOUR (PREVENTION)	383,323.00
Belgium	MULTICORPORA INTERNATIONAL INC.	DATABASE MANAGEMENT SYSTEMS	123,145.33
Belgium	ITGLWF	EMPLOYMENT	330,900.00
Belgium	FACULTES UNIVERSITAIRES NOTRE DAME DE DE LA PAIX	FEASIBILITY STUDIES	53,925.93
Belgium	FACULTES UNIVERSITAIRES NOTRE DAME DE DE LA PAIX	FEASIBILITY STUDIES	50,000.00
Belgium	ITUC-CSI	SEMINARS	150,000.00
Belgium	ITUC-CSI	SEMINARS	85,000.00
Belgium	ITUC-CSI	SEMINARS	80,000.00
Belgium	ITUC-CSI	SEMINARS	60,000.00
Belgium	ITUC-CSI	SEMINARS	53,000.00
Belgium	ITUC-CSI	SEMINARS	45,000.00
Belgium	ITUC-CSI	SUBSIDIES	80,000.00
Bolivia	CENTRO DE PROMOCION DE LA MUJER GREGORIA APAZA	CHILD LABOUR (PREVENTION)	211,500.00
Bolivia	FUNDACION DE SERVICIOS, ESTUDIOS, PROYECTOS Y ANALISIS - FUNDACION SEPA	CHILD LABOUR (PREVENTION)	203,271.00
Bolivia	FUNDACION PARA EL DESARROLLO PRODUCTIVO Y FINANCIERO (FUNDACION PROFIN)	SUBSIDIES	264,500.00
Brazil	ORGANIZACAO REGIONAL INTERAMERICANA DE TRABALHADORES CSA-TUCA	SEMINARS	75,000.00
Brazil	ORGANIZACAO REGIONAL INTERAMERICANA DE TRABALHADORES CSA-TUCA	SEMINARS	70,000.00
Brazil	BRDESCO SEGUROS S.A.	SUBSIDIES	250,000.00
Bulgaria	BULGARIAN INDUSTRIAL ASSOCIATION (BIA)	PRINTING, PUBLISHING AND BOOKBINDING	35,000.00
Burkina Faso	UAB VIE	SUBSIDIES	70,000.00
Burkina Faso	UAB VIE	SUBSIDIES	40,000.00
Cambodia	THE CAMBODIAN LABOUR CONFEDERATION	CHILD LABOUR (PREVENTION)	46,000.00
Cambodia	CAMBODIAN FEDERATION OF EMPLOYERS AND BUSINESS ASSOCIATION	CHILD LABOUR (PREVENTION)	45,510.00
Cambodia	NATIONAL INSTITUTE OF STATISTICS (NIS)	ECONOMICS, STATISTICS, FEASIBILITY, TECHNICAL AND OTHER GENERAL STUDIES	50,000.00
Cambodia	NATIONAL INSTITUTE OF STATISTICS (NIS)	FEASIBILITY STUDIES	234,383.00
Cambodia	CAMBODIAN FEDERATION OF EMPLOYERS AND BUSINESS ASSOCIATIONS (CAMFEB)	PROJECT MANAGEMENT	45,403.00
Canada	OFFICE OF THE AUDITOR GENERAL OF CANADA - ACCOUNTING OPERATIONS	AUDITING	500,000.00
Canada	OFFICE OF THE AUDITOR GENERAL OF CANADA - ACCOUNTING OPERATIONS	AUDITING	125,000.00
Canada	OFFICE OF THE AUDITOR GENERAL OF CANADA - ACCOUNTING OPERATIONS	AUDITING	125,000.00
Canada	OFFICE OF THE AUDITOR GENERAL OF CANADA - ACCOUNTING OPERATIONS	AUDITING	55,747.00
Canada	OFFICE OF THE AUDITOR GENERAL OF CANADA - ACCOUNTING OPERATIONS	AUDITING	47,369.00
Canada	DEVELOPPEMENT INTERNATIONAL DESJARDINS	SUBSIDIES	53,000.00
Canada	STREET KIDS SURVIVORS INC.	SUBSIDIES	35,606.08
Canada	COMMONWEALTH OF LEARNING	TRAINING	50,000.00
China	INSTITUTE OF AGRICULTURAL ECONOMICS AND DEVELOPMENT, CHINESE ACADEMY OF AGRICULTURAL SCIENCES	SUBSIDIES	46,000.00
Colombia	FEDERACION DE ASEGURADORES COLOMBIANOS-FASECOLDA	SUBSIDIES	205,000.00
Costa Rica	INSTITUTO NACIONAL DE ESTADISTICA Y CENSO	CHILD LABOUR (PREVENTION)	55,405.00
Costa Rica	ASOCIACION DE LA ORGANIZACION REGIONAL INTERAMERICANA DE TRABAJADORES	SEMINARS	44,000.00
Denmark	ADVIZING IT	POSTAL AND DELIVERY SERVICES	34,736.25
Ecuador	FUNDACION DE DESARROLLO COMUNIDEC	CHILD LABOUR (PREVENTION)	256,962.00
Ecuador	COMUNIDEC FUNDACION DE DESARROLLO	CHILD LABOUR (PREVENTION)	130,196.00
Ethiopia	MINISTRY OF LABOUR AND SOCIAL AFFAIRS	CHILD LABOUR (PREVENTION)	51,576.00
France	ATLANTIC TELEVISION SARL	ECONOMICS, STATISTICS, FEASIBILITY, TECHNICAL AND OTHER GENERAL STUDIES	92,509.30
France	ABSODIA	FEASIBILITY STUDIES	163,863.46
France	INSTITUT NATIONAL D'ETUDES DEMOGRAPHIQUES	FEASIBILITY STUDIES	140,697.67
France	EURONEWS S.A.	PHOTOGRAPHIC, AND SIMILAR GRAPHICS SERVICES	134,063.00
France	GRAPHI 4	PRINTING, PUBLISHING AND BOOKBINDING	37,037.04
France	CITADINES FERNEY VOLTAIRE	SEMINARS	74,217.46
France	TUMAS HOTELS OPERATION EVIAN	SEMINARS	31,529.74
France	GRET (GROUPE DE RECHERCHE ET D'ECHANGES TECHNOLOGIQUES)	SUBSIDIES	99,998.00
France	INSTITUT NATIONAL DE L'AUDIOVISUEL	SUBSIDIES	68,212.82
France	CENTRE INTERNATIONAL DE DEVELOPPEMENT ET DE RECHERCHE	SUBSIDIES	35,720.00
France	GALLENA INFORMATIQUE	SYSTEM DESIGN AND DEVELOPMENT	58,935.88
Germany	HOCHSCHULE FÜR WIRTSCHAFT UND RECHT BERLIN (INSTITUTE OF MANAGEMENT BERLIN)	PROJECT MANAGEMENT	59,533.61
Germany	UNIVERSITÄT KASSEL	PROJECT MANAGEMENT	37,687.25
Germany	DEUTSCHE GESELLSCHAFT FÜR TECHNISCHE ZUSAMMENARBEIT (GTZ) GMBH	SUBSIDIES	300,000.00
Germany	ALLIANZ SE	SUBSIDIES	39,801.00
Ghana	NETWORK FOR COMMUNITY PLANNING AND DEVELOPMENT	CHILD LABOUR (PREVENTION)	451,925.00
Ghana	MINISTRY OF EMPLOYMENT AND SOCIAL WELFARE	CHILD LABOUR (PREVENTION)	328,261.00
Ghana	CHILD LABOUR UNIT OF THE LABOUR DEPARTMENT	CHILD LABOUR (PREVENTION)	198,596.00
Guyana	MINISTRY OF EDUCATION VOLUNTARY MENTORING PROGRAM	FEASIBILITY STUDIES	126,504.50
Guyana	MINISTRY OF LABOUR HUMAN SERVICES & SOCIAL SECURITY	FEASIBILITY STUDIES	108,336.03
Haiti	ENTREPRENEURS DU MONDE	FEASIBILITY STUDIES	404,722.00
Haiti	FADD - FEDERATION DES ORGANISATIONS POUR LE DEVELOPPEMENT DE DECLIN	FEASIBILITY STUDIES	87,000.00
Haiti	FEODEC - FEDERATIONS DES ORGANISATIONS POUR LE DEVELOPPEMENT DE CHEMIN-NEUF ENNERY	FEASIBILITY STUDIES	87,000.00
Haiti	FODEBB - FEDERATION DES ORGANISATIONS POUR LE DEVELOPPEMENT DE BAS BAYONNAIS	FEASIBILITY STUDIES	87,000.00
Haiti	FODEL - FEDERATION DES ORGANISATIONS POUR LE DEVELOPPEMENT DE LABRANLE	FEASIBILITY STUDIES	87,000.00
Haiti	CADB - COORDINATION DES ASSOCIATIONS POUR LE DEVELOPPEMENT DE BIENAC	FEASIBILITY STUDIES	58,000.00
Haiti	CODELAGO - COORDINATION DES ORGANISATIONS POUR LE DEVELOPPEMENT DE LABADY GONIVES	FEASIBILITY STUDIES	58,000.00
Haiti	CODEP - COORDINATION DES ORGANISATIONS POUR LE DEVELOPPEMENT DE PRAVILLE	FEASIBILITY STUDIES	45,426.79
Haiti	FODEC - COORDINATION DES ORGANISATIONS POUR LE DEVELOPPEMENT COMMUNAUTAIRE	FEASIBILITY STUDIES	41,573.21

Major Contracts for Services Placed by Agency During 2011 (Contracts of \$30,000 or more)

AGENCY			Contract Value
Location of Supplier	Name of Contractor	Description of Services	USD
ILO Continued			
Haiti	CARRIE, DOMINIQUE	LEASING OR RENTAL SERVICES	67,341.00
Haiti	ALTERNATIVE INSURANCE COMPANY S.A.	SUBSIDIES	100,000.00
Haiti	SEVIS FINANSYE FONKOSE	SUBSIDIES	97,800.00
India	CHILD LABOUR REHABILITATION AND WELFARE	CHILD LABOUR (PREVENTION)	80,945.00
India	RAJYA BAL SHRAM SANSADAN KENDRA, INDORE	CHILD LABOUR (PREVENTION)	80,945.00
India	BIHAR STATE LABOUR WELFARE SOCIETY, PATNA	CHILD LABOUR (PREVENTION)	79,077.00
India	JHARKHAND STATE LABOUR WELFARE SOCIETY, RANCHI	CHILD LABOUR (PREVENTION)	79,077.00
India	STATE LABOUR INSTITUTE, ORISSA	CHILD LABOUR (PREVENTION)	79,077.00
India	CHILD LABOUR PROJECT SOCIETY KATIHAR	CHILD LABOUR (PREVENTION)	47,975.00
India	CHILD LABOUR PROJECT SOCIETY SITAMARHI	CHILD LABOUR (PREVENTION)	47,975.00
India	CHILD LABOUR REHABILITATION PROJECT SOCIETY	CHILD LABOUR (PREVENTION)	47,975.00
India	CHILD LABOUR REHABILITATION PROJECT SOCIETY, SAHIBGANJ	CHILD LABOUR (PREVENTION)	47,975.00
India	CUTTACK DISTRICT NATIONAL CHILD LABOUR PROJECT SOCIETY CUTTACK	CHILD LABOUR (PREVENTION)	47,975.00
India	INDUS BAL SHRAMIK PARIYOJANA SAMITI, JABALPUR	CHILD LABOUR (PREVENTION)	47,975.00
India	NATIONAL CHILD LABOUR PROJECT SOCIETY KALAHANDI	CHILD LABOUR (PREVENTION)	47,975.00
India	NATIONAL CHILD LABOUR PROJECT SOCIETY, SURAT	CHILD LABOUR (PREVENTION)	47,975.00
India	NATIONAL CHILD LABOUR PROJECT SOCIETY, VADODARA	CHILD LABOUR (PREVENTION)	47,975.00
India	UJJAIN ZILLA BAL SHRAMIK PUNARVAS AVAM KALYAN SALAHKAR SAMITI, UJJAIN	CHILD LABOUR (PREVENTION)	47,975.00
India	TATA INSTITUTE OF SOCIAL SCIENCES	PROJECT MANAGEMENT	51,589.54
India	TATA INSTITUTE OF SOCIAL SCIENCES	PROJECT MANAGEMENT	50,910.11
India	ICICI LOMBARD GENERAL INSURANCE COMPANY LIMITED	SUBSIDIES	400,000.00
India	SWABHIMAAN	SUBSIDIES	210,680.00
India	INSTITUTE FOR FINANCIAL MANAGEMENT AND RESEARCH - CENTRE FOR MICRO FINANCE	SUBSIDIES	155,000.00
India	PALMYRAH WORKERS DEVELOPMENT SOCIETY (PWDS)	SUBSIDIES	149,594.00
India	INSTITUTE FOR FINANCIAL MANAGEMENT AND RESEARCH - CENTRE FOR MICRO FINANCE	SUBSIDIES	98,333.00
India	AMICUS ADVISORY PVT. LTD.	SUBSIDIES	95,000.00
India	TATA AIG GENERAL INSURANCE COMPANY LTD.	SUBSIDIES	85,000.00
India	DHAN FOUNDATION	SUBSIDIES	80,419.00
India	IFFCO-TOKIO GENERAL INSURANCE CO. LTD	SUBSIDIES	32,900.00
India	WEATHER RISK MANAGEMENT SERVICES LTD.	SUBSIDIES	31,302.00
Indonesia	LEMBAGA PARTISIPASI PEMBANGUNAN MASYARAKAT (LPPM)	SEMINARS	189,368.14
Indonesia	PUSAT PENGEMBANGAN DAN PEMBERDAYAAN PENDIDIK DAN TEANGA KEPENDIDIKAN (PPPPTK BANDUNG)	SEMINARS	47,603.20
Indonesia	YAYASAN PUSAT KAJIAN DAN PERLINDUNGAN ANAK	SEMINARS	46,324.21
Indonesia	YAYASAN SOSIAL PENGEMBANGAN KAWASAN TIMUR (YASOBAT)	SUBSIDIES	195,258.34
Ireland	MICROSOFT IRELAND OPERATIONS LTD	COMPUTER PROJECT MANAGEMENT	57,791.59
Ireland	INTERACTIVE SERVICES	TRAINING	391,619.00
Ireland	MICROSOFT IRELAND OPERATIONS LTD	VENDOR-SPECIFIC SOFTWARE SUPPORT AND MAINTENANCE	93,100.31
Italy	INTERNATIONAL TRAINING CENTRE IN TURIN (ITC)	AUDITING	37,517.05
Italy	INTERNATIONAL TRAINING CENTRE IN TURIN (ITC)	ECONOMICS, STATISTICS, FEASIBILITY, TECHNICAL AND OTHER GENERAL STUDIES	167,732.19
Italy	INTERNATIONAL TRAINING CENTRE IN TURIN (ITC)	ECONOMICS, STATISTICS, FEASIBILITY, TECHNICAL AND OTHER GENERAL STUDIES	60,258.40
Italy	INTERNATIONAL TRAINING CENTRE IN TURIN (ITC)	ECONOMICS, STATISTICS, FEASIBILITY, TECHNICAL AND OTHER GENERAL STUDIES	60,000.00
Italy	INTERNATIONAL TRAINING CENTRE IN TURIN (ITC)	ECONOMICS, STATISTICS, FEASIBILITY, TECHNICAL AND OTHER GENERAL STUDIES	49,171.85
Italy	INTERNATIONAL TRAINING CENTRE IN TURIN (ITC)	ECONOMICS, STATISTICS, FEASIBILITY, TECHNICAL AND OTHER GENERAL STUDIES	38,412.02
Italy	INTERNATIONAL TRAINING CENTRE IN TURIN (ITC)	ECONOMICS, STATISTICS, FEASIBILITY, TECHNICAL AND OTHER GENERAL STUDIES	30,529.00
Italy	ITALIA LAVORO SPA	EMPLOYMENT	580,958.00
Italy	ITALIA LAVORO SPA	EMPLOYMENT	145,239.00
Italy	INTERNATIONAL TRAINING CENTRE IN TURIN (ITC)	EMPLOYMENT	106,056.34
Italy	INTERNATIONAL TRAINING CENTRE IN TURIN (ITC)	GENERAL MANAGEMENT SERVICES	33,042.64
Italy	INTERNATIONAL TRAINING CENTRE IN TURIN (ITC)	PRINTING, PUBLISHING AND BOOKBINDING	58,652.53
Italy	INTERNATIONAL TRAINING CENTRE IN TURIN (ITC)	PRINTING, PUBLISHING AND BOOKBINDING	52,065.81
Italy	INTERNATIONAL TRAINING CENTRE IN TURIN (ITC)	PRINTING, PUBLISHING AND BOOKBINDING	49,204.58
Italy	INTERNATIONAL TRAINING CENTRE IN TURIN (ITC)	PRINTING, PUBLISHING AND BOOKBINDING	39,718.31
Italy	INTERNATIONAL TRAINING CENTRE IN TURIN (ITC)	PRINTING, PUBLISHING AND BOOKBINDING	37,874.66
Italy	INTERNATIONAL TRAINING CENTRE IN TURIN (ITC)	PRINTING, PUBLISHING AND BOOKBINDING	36,754.67
Italy	INTERNATIONAL TRAINING CENTRE IN TURIN (ITC)	PRINTING, PUBLISHING AND BOOKBINDING	33,190.27
Italy	INTERNATIONAL TRAINING CENTRE IN TURIN (ITC)	PRINTING, PUBLISHING AND BOOKBINDING	30,463.05
Italy	INTERNATIONAL TRAINING CENTRE IN TURIN (ITC)	SEMINARS	144,006.00
Italy	INTERNATIONAL TRAINING CENTRE IN TURIN (ITC)	SEMINARS	136,292.00
Italy	INTERNATIONAL TRAINING CENTRE IN TURIN (ITC)	SEMINARS	131,471.96
Italy	INTERNATIONAL TRAINING CENTRE IN TURIN (ITC)	SEMINARS	108,322.12
Italy	INTERNATIONAL TRAINING CENTRE IN TURIN (ITC)	SEMINARS	104,318.25
Italy	INTERNATIONAL TRAINING CENTRE IN TURIN (ITC)	SEMINARS	84,000.00
Italy	INTERNATIONAL TRAINING CENTRE IN TURIN (ITC)	SEMINARS	83,073.33
Italy	INTERNATIONAL TRAINING CENTRE IN TURIN (ITC)	SEMINARS	71,845.49
Italy	INTERNATIONAL TRAINING CENTRE IN TURIN (ITC)	SEMINARS	70,542.64
Italy	INTERNATIONAL TRAINING CENTRE IN TURIN (ITC)	SEMINARS	62,573.55
Italy	INTERNATIONAL TRAINING CENTRE IN TURIN (ITC)	SEMINARS	55,000.00
Italy	INTERNATIONAL TRAINING CENTRE IN TURIN (ITC)	SEMINARS	53,021.33
Italy	INTERNATIONAL TRAINING CENTRE IN TURIN (ITC)	SEMINARS	50,000.00
Italy	INTERNATIONAL TRAINING CENTRE IN TURIN (ITC)	SEMINARS	49,949.30
Italy	INTERNATIONAL TRAINING CENTRE IN TURIN (ITC)	SEMINARS	49,872.68
Italy	INTERNATIONAL TRAINING CENTRE IN TURIN (ITC)	SEMINARS	49,272.98
Italy	INTERNATIONAL TRAINING CENTRE IN TURIN (ITC)	SEMINARS	48,912.59
Italy	INTERNATIONAL TRAINING CENTRE IN TURIN (ITC)	SEMINARS	47,725.55
Italy	INTERNATIONAL TRAINING CENTRE IN TURIN (ITC)	SEMINARS	47,549.33
Italy	INTERNATIONAL TRAINING CENTRE IN TURIN (ITC)	SEMINARS	46,043.68
Italy	INTERNATIONAL TRAINING CENTRE IN TURIN (ITC)	SEMINARS	41,039.67
Italy	INTERNATIONAL TRAINING CENTRE IN TURIN (ITC)	SEMINARS	41,030.04
Italy	INTERNATIONAL TRAINING CENTRE IN TURIN (ITC)	SEMINARS	39,189.33
Italy	INTERNATIONAL TRAINING CENTRE IN TURIN (ITC)	SEMINARS	35,887.32
Italy	INTERNATIONAL TRAINING CENTRE IN TURIN (ITC)	SEMINARS	35,150.21
Italy	INTERNATIONAL TRAINING CENTRE IN TURIN (ITC)	SEMINARS	33,938.75
Italy	INTERNATIONAL TRAINING CENTRE IN TURIN (ITC)	SEMINARS	33,239.04
Italy	INTERNATIONAL TRAINING CENTRE IN TURIN (ITC)	SEMINARS	30,783.18
Italy	INTERNATIONAL TRAINING CENTRE IN TURIN (ITC)	SEMINARS	30,453.30
Italy	NOZE S.R.L.	SYSTEM DESIGN AND DEVELOPMENT	63,733.91
Italy	NOZE S.R.L.	SYSTEM DESIGN AND DEVELOPMENT	58,928.57
Italy	NOZE S.R.L.	SYSTEM DESIGN AND DEVELOPMENT	43,758.57
Italy	INTERNATIONAL TRAINING CENTRE IN TURIN (ITC)	TRAINING	781,036.00
Italy	INTERNATIONAL TRAINING CENTRE IN TURIN (ITC)	TRAINING	485,522.00
Italy	INTERNATIONAL TRAINING CENTRE IN TURIN (ITC)	TRAINING	81,371.88
Italy	INTERNATIONAL TRAINING CENTRE IN TURIN (ITC)	TRAINING	73,619.70
Italy	INTERNATIONAL TRAINING CENTRE IN TURIN (ITC)	TRAINING	58,616.60
Italy	INTERNATIONAL TRAINING CENTRE IN TURIN (ITC)	TRAINING	51,288.46
Italy	INTERNATIONAL TRAINING CENTRE IN TURIN (ITC)	TRAINING	40,000.00
Italy	INTERNATIONAL TRAINING CENTRE IN TURIN (ITC)	TRAINING	32,291.37
Italy	INTERNATIONAL TRAINING CENTRE IN TURIN (ITC)	TRAINING	31,541.73
Italy	INTERNATIONAL TRAINING CENTRE IN TURIN (ITC)	TRAINING	31,524.73
Kenya	KITUI DEVELOPMENT CENTRE	CHILD LABOUR (PREVENTION)	139,975.00
Kenya	INTERNATIONAL CHILD SUPPORT	CHILD LABOUR (PREVENTION)	128,893.00
Kenya	MOVING THE GOAL POSTS (MTG) KILIFI KENYA	CHILD LABOUR (PREVENTION)	99,994.00
Kenya	SOLIDARITY WITH WOMEN IN DISTRESS	CHILD LABOUR (PREVENTION)	84,758.00
Kenya	STRENGTHENING COMMUNITY PARTNERSHIP AND EMPOWERMENT	CHILD LABOUR (PREVENTION)	80,000.00
Kenya	CATHOLIC DIOCESE OF KITUI	CHILD LABOUR (PREVENTION)	70,000.00

Major Contracts for Services Placed by Agency During 2011 (Contracts of \$30,000 or more)

AGENCY			Contract Value
Location of Supplier	Name of Contractor	Description of Services	USD
ILO Continued			
Kenya	RURAL EDUCATION AND ECONOMIC ENHANCEMENT PROGRAMME	CHILD LABOUR (PREVENTION)	58,385.00
Kenya	FEDERATION OF KENYA EMPLOYERS	CHILD LABOUR (PREVENTION)	53,720.00
Kenya	CHILD WELFARE SOCIETY OF KENYA	CHILD LABOUR (PREVENTION)	50,000.00
Kenya	HUMAN SUPPORT ORGANIZATION	CHILD LABOUR (PREVENTION)	44,908.00
Kenya	INTECH BEUSCH & CO	CHILD LABOUR (PREVENTION)	39,610.00
Kenya	PINNACLE DEVELOPMENT CONSULTANTS	ECONOMICS, STATISTICS, FEASIBILITY, TECHNICAL AND OTHER GENERAL STUDIES	76,063.00
Kyrgyzstan	PUBLIC ASSOCIATION "SBDC CONSULT"	CHILD LABOUR (PREVENTION)	62,989.00
Lebanon	INCONET-DATA MANAGEMENT SAL(IDM)	TELECOMMUNICATIONS	79,170.00
Lebanon	LEBANESE ASSOCIATION FOR DEVELOPMENT AL MAJOMUA	WELFARE AND SOCIAL SERVICES	41,220.00
Malawi	ACTIVE YOUTH INITIATIVE FOR SOCIAL ENHANCEMENT	CHILD LABOUR (PREVENTION)	200,258.00
Malawi	CIRCLE FOR INTEGRATED COMMUNITY DEVELOPMENT	CHILD LABOUR (PREVENTION)	180,186.00
Malawi	COMMUNITY YOUTH IN DEVELOPMENT ACTIVITIES	CHILD LABOUR (PREVENTION)	168,082.00
Malawi	YOUTH EMPOWERMENT AND CIVIC EDUCATION	CHILD LABOUR (PREVENTION)	134,887.00
Mali	CELLULE NATIONALE DE LUTTE CONTRE LE TRAVAIL DES ENFANTS	CHILD LABOUR (PREVENTION)	132,606.00
Mali	JIEKATAANIÉ	CHILD LABOUR (PREVENTION)	111,737.00
Mali	4E CONFORM SARL	SEMINARS	39,802.00
Mali	UNION TECHNIQUE DE LA MUTUALITE MALIENNE (UTM)	SUBSIDIES	159,100.00
Mali	UNION TECHNIQUE DE LA MUTUALITE MALIENNE (UTM)	SUBSIDIES	48,748.00
Mexico	FUNDACION MEXICANA DE APOYO INFANTIL, A.C. (SAVE THE CHILDREN MEXICO)	CHILD LABOUR (PREVENTION)	295,694.00
Mexico	DESAROLLO AUTOGESTIONARIO A.C	CHILD LABOUR (PREVENTION)	225,000.00
Mexico	MURGUIA CONSULTORES AGENTE DE SEGUROS Y DE FIANZAS, S.A. DE C.V.	SUBSIDIES	275,000.00
Mexico	ASOCIACION MEXICANA DE UNIONES DE CREDITO DEL SECTOR SOCIAL A.C.	SUBSIDIES	133,300.00
Moldova	CONFEDERATIA NATIONALA A SINDICATELOR DIN MOLDOVA	SEMINARS	31,080.00
Mongolia	NATIONAL STATISTICAL OFFICE OF MONGOLIA	ECONOMICS, STATISTICS, FEASIBILITY, TECHNICAL AND OTHER GENERAL STUDIES	47,039.52
Namibia	LEGAL ASSISTANCE CENTRE	CHILD LABOUR (PREVENTION)	58,158.00
Nepal	FEDERATION OF NEPALESE CHAMBERS OF COMMERCE & INDUSTRY (FNCCI)	PROJECT MANAGEMENT	33,500.00
Netherlands	INCORE SOLUTIONS B.V.	COMPUTER PROJECT MANAGEMENT	171,896.32
Netherlands	LEI - STICHTING DIENST LANDBOUWKUNDIG ONDERZOEK (ST. DLO-LEI)	FEASIBILITY STUDIES	70,432.05
Netherlands	STICHTING ONDERZOEK MULTINATIONALE ONDERNEMINGEN (SOMO)	FEASIBILITY STUDIES	31,228.95
Netherlands	STICHTING PHARMACCESS INTERNATIONAL	SUBSIDIES	250,000.00
Netherlands	MDF TRAINING & CONSULTANCY	TRAINING	50,661.91
Netherlands	MDF TRAINING & CONSULTANCY	TRAINING	36,502.06
Netherlands	MDF TRAINING & CONSULTANCY	TRAINING	31,700.00
Nigeria	LAYER3 LIMITED	INTERNET SERVICES	34,425.00
Norway	FAFO - INSTITUTE FOR APPLIED INTERNATIONAL STUDIES	FEASIBILITY STUDIES	32,080.00
Occupied Palestinian territory	THE UNION OF COOPERATIVE ASSOCIATIONS FOR SAVING & CREDIT IN PLAESTINE - UCASC	EMPLOYMENT	49,000.00
Occupied Palestinian territory	PALESTINIAN CENTRAL BUREAU OF STATISTICS	FEASIBILITY STUDIES	100,500.00
Occupied Palestinian territory	PALESTINIAN FUND FOR EMPLOYMENT AND SOCIAL PROTECTION	SUBSIDIES	470,000.00
Occupied Palestinian territory	PALESTINIAN BUSINESSWOMEN'S ASSOCIATION - ASALA	WELFARE AND SOCIAL SERVICES	75,000.00
Occupied Palestinian territory	EDUCATION SCIENTIFIC SUPPLIES CO. LTD.	WORKSHOP ON WOODEN WORKS	65,875.00
Pakistan	PROVINCIAL CHILD LABOUR UNIT	CHILD LABOUR (PREVENTION)	95,762.00
Pakistan	PROVINCIAL CHILD LABOUR UNIT BALOCHISTAN	CHILD LABOUR (PREVENTION)	58,579.00
Pakistan	CENTRE FOR THE IMPROVEMENT OF WORKING CONDITIONS & ENVIRONMENT	CHILD LABOUR (PREVENTION)	46,131.00
Pakistan	EMPLOYER'S FEDERATION OF PAKISTAN	CHILD LABOUR (PREVENTION)	38,611.00
Pakistan	PAKISTAN WORKER'S FEDERATION	CHILD LABOUR (PREVENTION)	35,852.00
Pakistan	PROVINCIAL CHILD LABOUR UNIT	CHILD LABOUR (PREVENTION)	34,342.00
Pakistan	PROVINCIAL CHILD LABOUR UNIT	CHILD LABOUR (PREVENTION)	30,268.00
Pakistan	NAYA JEEVAN FOR KIDS, INC.	SUBSIDIES	90,083.00
Pakistan	NAYA JEEVAN FOR KIDS, INC.	SUBSIDIES	80,000.00
Paraguay	FORTALEZA DEL SER	CHILD LABOUR (PREVENTION)	150,474.00
Paraguay	FORTALEZA DEL SER	CHILD LABOUR (PREVENTION)	150,474.00
Paraguay	OGUASU, INSTITUCION ECUMÉNICA DE PROMOTION SOCIAL	CHILD LABOUR (PREVENTION)	82,432.00
Peru	LA POSITIVA SEGUROS Y REASEGUROS S.A.	SUBSIDIES	146,000.00
Peru	PROTECTA S.A. COMPANIA DE SEGUROS	SUBSIDIES	38,800.00
Philippines	DEPARTMENT OF EDUCATION - DIVISION OF QUEZON	CHILD LABOUR (PREVENTION)	155,099.00
Philippines	DEPARTMENT OF LABOR AND EMPLOYMENT	CHILD LABOUR (PREVENTION)	58,342.00
Philippines	CARITAS MASBATE FOUNDATION INC.	CHILD LABOUR (PREVENTION)	58,277.00
Philippines	PROVINCIAL SOCIAL WELFARE AND DEVELOPMENT OFFICE	CHILD LABOUR (PREVENTION)	49,934.00
Philippines	EMPLOYERS CONFEDERATION OF THE PHILIPPINES	CHILD LABOUR (PREVENTION)	48,079.00
Philippines	SACRED HEART INSTITUTE FOR TRANSFORMATIVE EDUCATION (SHIFT) FOUNDATION, INC.	CHILD LABOUR (PREVENTION)	33,432.00
Philippines	PROVINCIAL SOCIAL WELFARE AND DEVELOPMENT OFFICE	CHILD LABOUR (PREVENTION)	32,048.00
Philippines	LUCENA CITY SOCIAL WELFARE AND DEVELOPMENT OFFICE	CHILD LABOUR (PREVENTION)	30,252.00
Philippines	RURAL BANKERS RESEARCH AND DEVELOPMENT FOUNDATION, INC.	SUBSIDIES	64,900.00
Russian Federation	TRADE UNIONS OF EDUCATION AND SCIENCE WORKERS OF KYRGYZTAN	CHILD LABOUR (PREVENTION)	55,958.00
Russian Federation	NATIONAL CENTER FOR ADULT EDUCATION UNDER THE MINISTRY OF LABOR AND SOCIAL PROTECTION	CHILD LABOUR (PREVENTION)	48,296.00
Saudi Arabia	SAUDI NATIONAL WORKERS' COMMITTEE	SEMINARS	31,600.00
Senegal	AGENCE D'APPUI À LA DECENTRALISATION ET AUX INITIATIVES CITOYENNES (TAATAAN)	CHILD LABOUR (PREVENTION)	77,711.00
Senegal	INTERMONDES/GUÉDIAWAYE	CHILD LABOUR (PREVENTION)	74,656.00
Senegal	ASSOCIATION MBOUROISE D'ASSISTANCE À LA FEMME ET À L'ENFANCE	CHILD LABOUR (PREVENTION)	66,540.00
Senegal	ONG CONCEPT	CHILD LABOUR (PREVENTION)	65,293.00
Senegal	GROUPE DE RECHERCHE ET D'APPUI AUX INITIATIVES MUTUALISTE	CHILD LABOUR (PREVENTION)	65,280.00
Senegal	ASSOCIATION POUR LE BIEN ÊTRE DES TALIBÉS AU SÉNÉGAL	CHILD LABOUR (PREVENTION)	59,999.00
Senegal	ASSOCIATION NATIONALE POUR L'ALPHABETISATION ET LA FORMATION DES ADULTES	CHILD LABOUR (PREVENTION)	57,375.00
Senegal	DIRECTION DE L'ENSEIGNEMENT ÉLÉMENTAIRE	CHILD LABOUR (PREVENTION)	55,001.00
Senegal	JEUNESSE ET DÉVELOPEMENT	CHILD LABOUR (PREVENTION)	48,643.00
Senegal	AIDE ET ACTION (SÉNÉGAL)	CHILD LABOUR (PREVENTION)	45,891.00
Senegal	CENTRE DE GUIDANCE INFANTILE ET FAMILIALE DE DAKAR	CHILD LABOUR (PREVENTION)	42,530.00
Serbia, Republic of	NATIONAL EMPLOYMENT SERVICE SERBIA	SUBSIDIES	225,000.00
Sierra Leone	COMMUNITY ACTION FOR RURAL EMPOWERMENT-SIERRA LEONE	CHILD LABOUR (PREVENTION)	39,089.00
Sierra Leone	CAREM-SL-COMMUNITY ACTION FOR RURAL EMPOWERMENT - SIERRA LEONE	FEASIBILITY STUDIES	33,697.70
Singapore	ITUC ASIA PACIFIC	SEMINARS	50,000.00
South Africa	UNIVERSITY OF THE WITWATERSRAND	PROJECT MANAGEMENT	83,856.93
South Africa	UNIVERSITY OF THE WITWATERSRAND	PROJECT MANAGEMENT	78,455.71
South Africa	UNIVERSITY OF THE WESTERN CAPE	SEMINARS	76,774.00

Major Contracts for Services Placed by Agency During 2011 (Contracts of \$30,000 or more)

AGENCY			Contract Value
Location of Supplier	Name of Contractor	Description of Services	USD
ILO Continued			
South Africa	OLD MUTUAL LIFE ASSURANCE (SOUTH AFRICA)/OMLAC SA	SUBSIDIES	60,000.00
Spain	CLUB DE MADRID PARA LA TRANSICION Y CONSOLIDACION DEMOCRATICAS	FEASIBILITY STUDIES	53,742.22
Sri Lanka	SANASA INSURANCE COMPANY	SUBSIDIES	57,000.00
Switzerland	ISS FACILITY SERVICES	BUILDING MAINTENANCE AND REPAIR N.E.C.	1,054,296.85
Switzerland	ELEMENTO ARCHITECTURE D'INTERIEUR SA	BUILDING MAINTENANCE AND REPAIR N.E.C.	870,585.42
Switzerland	NOS S.A.	BUILDING MAINTENANCE AND REPAIR N.E.C.	448,598.13
Switzerland	NOS S.A.	BUILDING MAINTENANCE AND REPAIR N.E.C.	334,766.36
Switzerland	VALEFER VEZIR SYLEJMANI	BUILDING MAINTENANCE AND REPAIR N.E.C.	226,039.25
Switzerland	ISS FACILITY SERVICES	BUILDING MAINTENANCE AND REPAIR N.E.C.	205,582.24
Switzerland	PERRETE & MILLERET SA	BUILDING MAINTENANCE AND REPAIR N.E.C.	182,424.97
Switzerland	VALEFER VEZIR SYLEJMANI	BUILDING MAINTENANCE AND REPAIR N.E.C.	157,943.93
Switzerland	HEPTAGO S.A.	BUILDING MAINTENANCE AND REPAIR N.E.C.	135,476.64
Switzerland	ASCENSEURS SCHINDLER S.A.	BUILDING MAINTENANCE AND REPAIR N.E.C.	131,551.40
Switzerland	ASSOCIATION OK FORET	BUILDING MAINTENANCE AND REPAIR N.E.C.	115,401.87
Switzerland	TECH. SUPPORT S.A.	BUILDING MAINTENANCE AND REPAIR N.E.C.	114,953.27
Switzerland	H. BUECHELER ERBEN	BUILDING MAINTENANCE AND REPAIR N.E.C.	97,196.26
Switzerland	CGC DALKIA SA	BUILDING MAINTENANCE AND REPAIR N.E.C.	93,844.21
Switzerland	SERVICES INDUSTRIELS DE GENEVE	BUILDING MAINTENANCE AND REPAIR N.E.C.	60,747.66
Switzerland	NOS S.A.	BUILDING MAINTENANCE AND REPAIR N.E.C.	59,158.88
Switzerland	LARAG SA	BUILDING MAINTENANCE AND REPAIR N.E.C.	55,063.80
Switzerland	HEIMGARTNER FAHNEN AG	BUILDING MAINTENANCE AND REPAIR N.E.C.	45,005.56
Switzerland	SIEMENS SCHWEIZ AG	BUILDING MAINTENANCE AND REPAIR N.E.C.	38,445.28
Switzerland	ISS FACILITY SERVICES	CLEANING SERVICES	61,674.77
Switzerland	V5 GMBH	COMPUTER PROGRAMMING	109,200.00
Switzerland	CAPGEMINI SCHWEIZ AG	COMPUTER PROJECT MANAGEMENT	426,400.00
Switzerland	LANEXPERT SA	COMPUTER PROJECT MANAGEMENT	200,971.89
Switzerland	PRICEWATERHOUSECOOPERS AG	COMPUTER PROJECT MANAGEMENT	192,897.20
Switzerland	SMARTWAVE SA	COMPUTER PROJECT MANAGEMENT	89,252.34
Switzerland	TELONO SA	COMPUTER PROJECT MANAGEMENT	39,719.63
Switzerland	S&H SWITZERLAND SARL	COMPUTER RELATED SERVICES N.E.C.	80,373.83
Switzerland	CAMBRIDGE TECHNOLOGY PARTNERS	COMPUTER RELATED SERVICES N.E.C.	53,116.07
Switzerland	CAMBRIDGE TECHNOLOGY PARTNERS	COMPUTER RELATED SERVICES N.E.C.	48,600.00
Switzerland	INT. COMPUTING CENTRE (ICC)	COMPUTER SECURITY	78,636.00
Switzerland	ID INTEGRATED DATA S.A.	DATA COMMUNICATIONS SYSTEMS	52,336.45
Switzerland	APEX CONSULTING SERVICES	ECONOMICS, STATISTICS, FEASIBILITY, TECHNICAL AND OTHER GENERAL STUDIES	122,746.66
Switzerland	ERNST & YOUNG AG	ECONOMICS, STATISTICS, FEASIBILITY, TECHNICAL AND OTHER GENERAL STUDIES	49,719.63
Switzerland	KPMG LTD	FEASIBILITY STUDIES	80,803.00
Switzerland	FSG INC	FEASIBILITY STUDIES	79,503.00
Switzerland	FDC CONSULTANTS SARL	FEASIBILITY STUDIES	43,963.55
Switzerland	NEOSYS AG	FEASIBILITY STUDIES	43,300.00
Switzerland	PRICEWATERHOUSECOOPERS AG	GENERAL MANAGEMENT SERVICES	46,859.81
Switzerland	PRICEWATERHOUSECOOPERS AG	GENERAL MANAGEMENT SERVICES	32,760.08
Switzerland	ALLOGA S.A.	GENERAL MANAGEMENT SERVICES	30,634.72
Switzerland	ALLIANZ SUISSE ASSURANCES	INSURANCE SERVICES	35,896.11
Switzerland	BELL SWITZERLAND	LANGUAGE SERVICES	279,678.22
Switzerland	BELL SWITZERLAND	LANGUAGE SERVICES	88,301.40
Switzerland	BELL SWITZERLAND	LANGUAGE SERVICES	75,056.07
Switzerland	BELL SWITZERLAND	LANGUAGE SERVICES	71,893.46
Switzerland	BELL SWITZERLAND	LANGUAGE SERVICES	60,028.04
Switzerland	BELL SWITZERLAND	LANGUAGE SERVICES	48,981.31
Switzerland	BELL SWITZERLAND	LANGUAGE SERVICES	30,953.27
Switzerland	UNITED NATIONS OFFICE - GENEVA	LEASING OR RENTAL SERVICES	451,211.00
Switzerland	DPS S.A.	LEASING OR RENTAL SERVICES	175,280.37
Switzerland	OCE SUISSE S.A.	LEASING OR RENTAL SERVICES	172,268.91
Switzerland	YES TRANSPORTS SARL	LEASING OR RENTAL SERVICES	166,471.96
Switzerland	XEROX AG	LEASING OR RENTAL SERVICES	120,585.85
Switzerland	OCE SUISSE S.A.	LEASING OR RENTAL SERVICES	118,510.19
Switzerland	OCE SUISSE S.A.	LEASING OR RENTAL SERVICES	94,644.63
Switzerland	OCE SUISSE S.A.	LEASING OR RENTAL SERVICES	69,002.12
Switzerland	OCE SUISSE S.A.	LEASING OR RENTAL SERVICES	44,296.79
Switzerland	NEXTIRAONE	OFFICE, COMPUTER AND COMMUNICATION EQUIPMENT MAINTENANCE AND REPAIR	36,152.52
Switzerland	NEXTIRAONE	OFFICE, COMPUTER AND COMMUNICATION EQUIPMENT MAINTENANCE AND REPAIR	36,152.52
Switzerland	BT SWITZERLAND LTD, ZURICH BRANCH	OPERATIONS, MAINTENANCE AND SUPPORT (IT)	45,492.00
Switzerland	LA POSTE SUISSE	POSTAL AND DELIVERY SERVICES	76,280.18
Switzerland	LA POSTE SUISSE	POSTAL AND DELIVERY SERVICES	75,189.49
Switzerland	LA POSTE SUISSE	POSTAL AND DELIVERY SERVICES	73,814.08
Switzerland	LA POSTE SUISSE	POSTAL AND DELIVERY SERVICES	59,724.09
Switzerland	LA POSTE SUISSE	POSTAL AND DELIVERY SERVICES	48,224.67
Switzerland	LA POSTE SUISSE	POSTAL AND DELIVERY SERVICES	41,831.72
Switzerland	LA POSTE SUISSE	POSTAL AND DELIVERY SERVICES	37,383.18
Switzerland	LA POSTE SUISSE	POSTAL AND DELIVERY SERVICES	33,590.63
Switzerland	XEROX AG	PRINTING, PUBLISHING AND BOOKBINDING	42,640.09
Switzerland	FISCHER PAPIER AG	PRINTING, PUBLISHING AND BOOKBINDING	39,192.89
Switzerland	XEROX AG	PRINTING, PUBLISHING AND BOOKBINDING	38,034.33
Switzerland	XEROX AG	PRINTING, PUBLISHING AND BOOKBINDING	37,185.50
Switzerland	XEROX AG	PRINTING, PUBLISHING AND BOOKBINDING	33,526.02
Switzerland	SERVICES INDUSTRIELS DE GENEVE	PUBLIC UTILITIES	1,401,869.16
Switzerland	SERVICES INDUSTRIELS DE GENEVE	PUBLIC UTILITIES	467,289.72
Switzerland	SERVICES INDUSTRIELS DE GENEVE	PUBLIC UTILITIES	364,485.98
Switzerland	SERVICES INDUSTRIELS DE GENEVE	PUBLIC UTILITIES	186,915.89
Switzerland	CRIVELLI & TRABOLD S.A.	PUBLIC UTILITIES	140,000.00
Switzerland	UNITED NATIONS OFFICE - GENEVA	SECURITY SERVICES	102,845.00
Switzerland	SPS / SERVICE PRIVEE DE SECURITE	SECURITY SERVICES	57,342.29
Switzerland	SPS / SERVICE PRIVEE DE SECURITE	SECURITY SERVICES	43,783.18
Switzerland	INTERNATIONAL ORGANIZATION FOR MIGRATION (IOM)	SEMINARS	71,906.98
Switzerland	ITUC-CSI	SEMINARS	30,964.79
Switzerland	CRECHE SCOUBIDOU	SUBSIDIES	79,049.39
Switzerland	CRECHE SCOUBIDOU	SUBSIDIES	56,331.36
Switzerland	CRECHE SCOUBIDOU	SUBSIDIES	49,065.42
Switzerland	CRECHE SCOUBIDOU	SUBSIDIES	49,065.42
Switzerland	CRECHE SCOUBIDOU	SUBSIDIES	43,457.94
Switzerland	CRECHE SCOUBIDOU	SUBSIDIES	39,252.34
Switzerland	SIGMA MANAGEMENT SERVICES S.A.	SYSTEM DESIGN AND DEVELOPMENT	62,329.70
Switzerland	ACCESS FINANCIAL INTERNATIONAL SA	SYSTEM DESIGN AND DEVELOPMENT	55,857.14
Switzerland	V5 GMBH	SYSTEM DESIGN AND DEVELOPMENT	47,025.48
Switzerland	CONNECTIS AG	SYSTEM INSTALLATION	153,114.95
Switzerland	SMARTWAVE SA	SYSTEM INSTALLATION	57,570.09
Switzerland	UNITED NATIONS OFFICE - GENEVA	TELECOMMUNICATIONS	78,695.00
Switzerland	SWISSCOM MOBILE	TELECOMMUNICATIONS	54,497.85
Switzerland	SWISSCOM MOBILE	TELECOMMUNICATIONS	35,400.89
Switzerland	SWISSCOM MOBILE	TELECOMMUNICATIONS	35,311.36
Switzerland	SWISSCOM MOBILE	TELECOMMUNICATIONS	32,259.58
Switzerland	SWISSCOM MOBILE	TELECOMMUNICATIONS	31,493.08
Switzerland	SWISSCOM MOBILE	TELECOMMUNICATIONS	30,761.03
Switzerland	ORACLE SOFTWARE (SCHWEIZ) GMBH	TRAINING	33,245.83
Switzerland	ORDEM S.A.	TRANSPORTATION OF PERSONAL EFFECTS	30,899.44
Switzerland	CARLSON WAGONLIT TRAVEL	TRAVEL	130,846.73
Switzerland	HEWLETT PACKARD (SUISSE) SARL	VENDOR-SPECIFIC SOFTWARE SUPPORT AND MAINTENANCE	367,500.98
Switzerland	ID INTEGRATED DATA S.A.	VENDOR-SPECIFIC SOFTWARE SUPPORT AND MAINTENANCE	256,250.21
Switzerland	HEWLETT PACKARD (SUISSE) SARL	VENDOR-SPECIFIC SOFTWARE SUPPORT AND MAINTENANCE	67,993.90

Major Contracts for Services Placed by Agency During 2011 (Contracts of \$30,000 or more)

AGENCY			Contract Value
Location of Supplier	Name of Contractor	Description of Services	USD
ILO Continued			
Switzerland	ORACLE SOFTWARE (SCHWEIZ) GMBH	VENDOR-SPECIFIC SOFTWARE SUPPORT AND MAINTENANCE	65,069.40
Switzerland	IBM SCHWEIZ	VENDOR-SPECIFIC SOFTWARE SUPPORT AND MAINTENANCE	56,464.86
Switzerland	ORACLE SOFTWARE (SCHWEIZ) GMBH	VENDOR-SPECIFIC SOFTWARE SUPPORT AND MAINTENANCE	56,415.78
Switzerland	ORACLE SOFTWARE (SCHWEIZ) GMBH	VENDOR-SPECIFIC SOFTWARE SUPPORT AND MAINTENANCE	50,850.33
Switzerland	DL GROUPE GMG	VENDOR-SPECIFIC SOFTWARE SUPPORT AND MAINTENANCE	50,820.91
Switzerland	DL GROUPE GMG	VENDOR-SPECIFIC SOFTWARE SUPPORT AND MAINTENANCE	46,052.10
Switzerland	ORACLE SOFTWARE (SCHWEIZ) GMBH	VENDOR-SPECIFIC SOFTWARE SUPPORT AND MAINTENANCE	33,803.00
Togo	AIDE ET ACTION	CHILD LABOUR (PREVENTION)	343,775.00
Togo	CONFEDERATION NATIONALE DES TRAVAILLEURS DU TOGO	CHILD LABOUR (PREVENTION)	83,199.00
Togo	DIRECTION GÉNÉRALE DU TRAVAIL ET DES LOIS SOCIALES	CHILD LABOUR (PREVENTION)	74,645.00
Togo	ITUC-AFRICA (INTL TRADE UNION CONF.)	SEMINARS	44,000.00
Togo	ITUC-AFRICA (INTL TRADE UNION CONF.)	SEMINARS	42,300.00
Togo	CSI - AFRIQUE	SEMINARS	31,339.03
Togo	CSI - AFRIQUE	SUBSIDIES	145,348.84
Uganda	HUYS LINK COMMUNITY INITIATIVE	CHILD LABOUR (PREVENTION)	104,665.00
Uganda	UGANDA WOMENS EFFORTS TO SAVE ORPHANS	CHILD LABOUR (PREVENTION)	96,035.00
Uganda	UGANDA BUREAU OF STATISTICS	ECONOMICS, STATISTICS, FEASIBILITY, TECHNICAL AND OTHER GENERAL STUDIES	184,472.40
Uganda	FEDERATION OF UGANDA EMPLOYERS	ECONOMICS, STATISTICS, FEASIBILITY, TECHNICAL AND OTHER GENERAL STUDIES	31,459.48
Uganda	MINISTRY OF EDUCATION & SPORTS	FEASIBILITY STUDIES	43,359.81
Uganda	FORUM FOR EDUCATION NGOS IN UGANDA (FENU)	SOCIAL CONDITIONS AND EQUITY	36,046.15
Uganda	BRAC	SUBSIDIES	48,416.00
Uganda	PTOUKHA INSTITUTE FOR DEMOGRAPHY AND SOCIAL STUDIES OF NAS OF UKRAINE	ECONOMICS, STATISTICS, FEASIBILITY, TECHNICAL AND OTHER GENERAL STUDIES	108,016.65
United Kingdom	PEAK INDICATORS LIMITED	COMPUTER PROJECT MANAGEMENT	71,036.11
United Kingdom	IMA INTERNATIONAL LTD.	ECONOMICS, STATISTICS, FEASIBILITY, TECHNICAL AND OTHER GENERAL STUDIES	62,755.00
United Kingdom	HEALTH & SAFETY EXECUTIVE (HSE)	FEASIBILITY STUDIES	31,500.00
United Kingdom	CB RICHARD ELLIS LIMITED	FEASIBILITY STUDIES	30,620.00
United Kingdom	CONRICO INTERNATIONAL LTD.	MACHINERY, ELECTRICAL EQUIPMENT AND VEHICLES MAINTENANCE AND REPAIR	153,618.37
United Kingdom	ZIPPY ZEBRA LIMITED	SYSTEM DESIGN AND DEVELOPMENT	78,851.89
United Kingdom	PEAK INDICATORS LIMITED	SYSTEM DESIGN AND DEVELOPMENT	34,845.78
United Kingdom	TERRA FIRMA ASSOCIATES LTD	TELECOMMUNICATIONS	36,404.38
United Kingdom	TERRA FIRMA ASSOCIATES LTD	TELECOMMUNICATIONS	33,434.58
United Kingdom	OXFORD CHANGE MANAGEMENT LTD.	TRAINING	39,813.08
United Kingdom	OXFORD CHANGE MANAGEMENT LTD.	TRAINING	35,577.57
United States of America	NEXUS ASSOCIATES, INC.	ECONOMICS, STATISTICS, FEASIBILITY, TECHNICAL AND OTHER GENERAL STUDIES	136,280.00
United States of America	INTERNATIONAL FOOD POLICY RESEARCH INSTITUTE	ECONOMICS, STATISTICS, FEASIBILITY, TECHNICAL AND OTHER GENERAL STUDIES	73,632.00
United States of America	RESULTS BASED LEADERSHIP GROUP, INC.	ECONOMICS, STATISTICS, FEASIBILITY, TECHNICAL AND OTHER GENERAL STUDIES	40,000.00
United States of America	SHIFT PROJECT.LTD	ECONOMICS, STATISTICS, FEASIBILITY, TECHNICAL AND OTHER GENERAL STUDIES	35,000.00
United States of America	TUFTS UNIVERSITY - COLLEGE	FEASIBILITY STUDIES	78,385.04
United States of America	SHIFT PROJECT.LTD	FEASIBILITY STUDIES	45,000.00
United States of America	BUSINESS FOR SOCIAL RESPONSIBILITY	GENERAL MANAGEMENT SERVICES	169,331.00
United States of America	BUSINESS FOR SOCIAL RESPONSIBILITY	GENERAL MANAGEMENT SERVICES	86,491.00
United States of America	READY SOLUTIONS INC	GENERAL MANAGEMENT SERVICES	61,500.00
United States of America	STRATEGIC PARTNERSHIPS, LLC	GENERAL MANAGEMENT SERVICES	47,250.00
United States of America	RESULTS BASED LEADERSHIP GROUP, INC.	MANAGEMENT TRAINING	100,000.00
United States of America	RESULTS BASED LEADERSHIP GROUP, INC.	MANAGEMENT TRAINING	62,000.00
United States of America	IBRD-INTERNATIONAL BANK FOR RECONSTRUCTION & DEVELOPMENT	PROJECT MANAGEMENT	290,000.00
United States of America	IBRD-INTERNATIONAL BANK FOR RECONSTRUCTION & DEVELOPMENT	SUBSIDIES	97,000.00
United States of America	TRUSTEES OF COLUMBIA UNIVERSITY IN THE CITY OF NEW YORK	SUBSIDIES	95,668.00
United States of America	FREEDOM FROM HUNGER	SUBSIDIES	77,118.00
United States of America	FREEDOM FROM HUNGER	SUBSIDIES	67,446.00
United States of America	MICROFINANCE OPPORTUNITIES	SUBSIDIES	52,574.00
United States of America	UNFPA CONTRIBUTIONS ACCOUNT	SUBSIDIES	50,000.00
United States of America	RESULTS BASED LEADERSHIP GROUP, INC.	TRAINING	160,000.00
Vietnam	QUANG NAM PROVINCIAL DEPARTMENT OF LABOUR, INVALIDS AND SOCIAL AFFAIRS	CHILD LABOUR (PREVENTION)	130,000.00
Vietnam	DEPARTMENT OF LABOUR, INVALIDS AND SOCIAL AFFAIRS	CHILD LABOUR (PREVENTION)	115,125.00
Vietnam	DONG NAI PROVINCIAL DEPARTMENT OF LABOUR, INVALIDS AND SOCIAL AFFAIRS	CHILD LABOUR (PREVENTION)	110,000.00
Vietnam	LAO CAI PROVINCIAL DEPARTMENT OF LABOUR, INVALIDS AND SOCIAL AFFAIRS	CHILD LABOUR (PREVENTION)	110,000.00
Vietnam	DEPARTMENT OF LABOUR, INVALIDS AND SOCIAL AFFAIRS IN HA HOI CITY	CHILD LABOUR (PREVENTION)	85,000.00
Vietnam	APHEDA (VIETNAM OFFICE)	GENERAL MANAGEMENT SERVICES	105,500.00
Vietnam	VIETNAM CHAMBER OF COMMERCE & INDUSTRY, HOCHIMINH CITY BRANCH	GENERAL MANAGEMENT SERVICES	32,467.00
Vietnam	VIETNAM CHAMBER OF COMMERCE AND INDUSTRY	PROJECT MANAGEMENT	38,287.00
Zambia	AFRICAN NETWORK FOR THE PREVENTION AND PROTECTION AGAINST CHILD ABUSE AND NEGLECT	CHILD LABOUR (PREVENTION)	67,100.00
ITC			
Algeria	SARL TIFIN ART	Printing services	32,772.20
Cameroon	HOTEL SAWA	ITC sponsored Conferences/Seminars/Workshops (Hotels/Logistics/Venues and ancilliary supports)	31,483.32
China	SHANGHAI MARRIOTT HOTEL HONGQIAO	ITC sponsored Conferences/Seminars/Workshops (Hotels/Logistics/Venues and ancilliary supports)	30,826.27
Denmark	PHOENIX DESIGN AID A/S	Printing services	87,350.97
Denmark	HANDVERKSRADET	Trade facilitation	89,358.80
France	AMPARTNER	Trade fairs and exhibitions	34,796.32
France	EBSCO INFORMATION SERVICES SAS	Trade information services	120,136.40
India	THE ALL INDIA SKIN AND HIDE TANNERS AND MERCHANTS ASSOCIATION AISHTMA	Trade facilitation services	73,850.00
Ireland	ENOAVATIONS SOLUTIONS LTD	IT Operations, Maintenance And Support	82,582.85
Ireland	MICROSOFT IRELAND OPERATIONS LIMITED	Software licenses	111,743.22
Italy	UNIC SERVIZI SRL	Trade facilitation	74,964.23
Jamaica	A-Z INFORMATION JAMAICA LIMITED	Barriers to trade, other	44,189.63
Kazakhstan	THE INSTITUTE FOR SOCIO-POLITICAL RESEARCH	Barriers to trade, other	33,775.00
Kenya	HILTON NAIROBI	ITC sponsored Conferences/Seminars/Workshops (Hotels/Logistics/Venues and ancilliary supports)	32,921.00
Liechtenstein	TEXTILLEGPROM ANSTALT	Trade fairs and exhibitions	94,912.64
Luxembourg	IMPRIMERIE CENTRALE SA	Printing services	49,678.87
Malta	INTERNATIONAL TRANSLATION AGENCY LTD	Translation	41,439.08
Netherlands	BUSINESS DEVELOPMENT FRIESLAND	Trade promotion	55,590.33
Peru	HOTELERA COSTA DEL PACIFICO SA	ITC sponsored Conferences/Seminars/Workshops (Hotels/Logistics/Venues and ancilliary supports)	42,067.00
Rwanda	IKIREZI NATURAL PRODUCTS	Development of small-scale industries	42,974.00
Saint Lucia	BAY GARDENS BEACH RESORT & SPA	ITC sponsored Conferences/Seminars/Workshops (Hotels/Logistics/Venues and ancilliary supports)	45,405.44
Spain	NEOALISIOS S.L.	Customized Trade Training	35,800.00
Spain	CELER PAWLOWSKY S.L.	Translation	117,064.63
Switzerland	NEXTIRAONE	Communication equipment maintenance and repair	49,232.58
Switzerland	SERVICES INDUSTRIELS DE GENEVE	Communication equipment rental	33,354.56
Switzerland	DGDA SWITZERLAND SARL	Communication process	263,028.52
Switzerland	INSTITUT DE SECURITE INSTITUT SUISSE PROMOTION SEC	Construction work and site management, general	11,832.95
Switzerland	WORLD TRADE INSTITUTE	Customized Trade Training	102,400.96
Switzerland	AMAUDRUZ SA (LAUSANNE)	Electrical installations maintenance and repair	150,907.17
Switzerland	SECURITON SA	Electricity, Town Gas, Steam And Hot Water	262,189.05
Switzerland	HORVATH & PARTNER AG	Evaluation and evaluation research	48,300.00

Major Contracts for Services Placed by Agency During 2011 (Contracts of \$30,000 or more)

AGENCY			Contract Value
Location of Supplier	Name of Contractor	Description of Services	USD
Switzerland	ESTIA SA	General building maintenance and repair n.e.c.	32,142.86
Switzerland	INTERNATIONAL COMPUTING CENTRE	IT Operations, Maintenance And Support	356,884.00
ITC Continued			
Switzerland	SPACECOM SYSTEMS (COMMUNICATION SANS FIL) SARL	IT Operations, Maintenance And Support	50,802.30
Switzerland	HOTEL RESTAURANT PREALPINA	ITC sponsored Conferences/Seminars/Workshops (Hotels/Logistics/Venues and ancilliary supports)	36,556.59
Switzerland	ATKIS SA	Office building cleaning services	279,229.30
Switzerland	FIPOI-FONDATION DES IMMEUB. ORGAN.INTERN.	Office building rental	1,161,574.19
Switzerland	GRAPHAX SA	Photocopiers rental/lease	220,648.97
Switzerland	OCE (SUISSE) SA	Printing equipment rental	408,719.00
Switzerland	ELCA Informatique SA	Project management, IT related	204,200.70
Switzerland	SECURITON SA	Security equipment and supplies n.e.c.	14,758.58
Switzerland	SECURITON SA	Security installations maintenance and repair	127,109.89
Switzerland	INTERNATIONAL COMPUTING CENTRE	Software consultancy	89,209.00
Switzerland	SWISSCOM (SUISSE) SA	Telephone communications, charges	229,912.53
Switzerland	RONALD SAUER	Trade information	30,000.00
Switzerland	INTERNATIONAL COMPUTING CENTRE	Training and development	17,066.14
Switzerland	AMEX	Travel	4,642,012.00
Trinidad and Tobago	CROWNE PLAZA TRINIDAD	ITC sponsored Conferences/Seminars/Workshops (Hotels/Logistics/Venues and ancilliary supports)	32,212.00
Turkey	MARIDIM TOURISM AND HOTEL MANAGEMENT	ITC sponsored Conferences/Seminars/Workshops (Hotels/Logistics/Venues and ancilliary supports)	87,373.16
Turkey	ZED TANITIM ORG. LTD. STI.	Photographic services	31,044.64
United Kingdom	EKTRON EUROPE LIMITED	Website design	61,646.67
United States of America	IPM ASSOCIATES LLC	Human Resources Management	38,500.00
United States of America	ADVANSTAR COMMUNICATIONS INC.	Trade fairs and exhibitions	39,000.00
United States of America	AID TO ARTISANS	Trade promotion	39,399.00
OPCW			
Belgium	PWC REVISEURS D'ENTREPRISES SCRL	MANAGEMENT CONSULTANCY	135,433.08
Belgium	PWC REVISEURS D'ENTREPRISES SCRL	MANAGEMENT CONSULTANCY	100,400.24
Belgium	PWC REVISEURS D'ENTREPRISES SCRL	MANAGEMENT CONSULTANCY	83,600.39
Belgium	VANBREDA INTERNATIONALE	MARINE INSURANCE	34,847.43
Finland	UNIVERSITY OF HELSINKI /VERIFIN H5290	ENGINEERING TRAINING	136,878.92
Finland	UNIVERSITY OF HELSINKI /VERIFIN H5290	ENGINEERING TRAINING	136,878.92
Finland	UNIVERSITY OF HELSINKI /VERIFIN H5290	ENGINEERING TRAINING	136,878.92
France	SODERN (EADS)	MAINTENANCE AND REPAIR SERVICES	31,628.81
Netherlands	WORLD FORUM CONVENTION CENTER	AUTOMOBILE PARKING	168,204.82
Netherlands	WORLD FORUM CONVENTION CENTER	AUTOMOBILE PARKING	166,172.70
Netherlands	S AND S FOOD SERVICES BV	CATERING SERVICES	37,560.68
Netherlands	VODAFONE LIBERTEL N.V. (MOBIELE ZAKEN)	COMMUNICATIONS	116,072.18
Netherlands	UNISYS NEDERLAND N.V.	COMPUTER EQUIPMENT MAINTENANCE AND	95,050.47
Netherlands	WORLD FORUM CONVENTION CENTER	CONFERENCE ORGANIZING SERVICES	343,179.60
Netherlands	WORLD FORUM CONVENTION CENTER	CONFERENCE ORGANIZING SERVICES	320,468.16
Netherlands	CROON ELECTROTECHNIEK BV- (CROON TBI TECHNIEK	ELECTRICAL INSTALLATIONS MAINTENANC	54,387.50
Netherlands	VERIZON NEDERLAND B. V.	INTERNET SERVICE PROVIDERS	53,420.65
Netherlands	ISSUE INFORMATION TECHNOLOGY BV	MAINTENANCE AND REPAIR SERVICES	31,516.48
Netherlands	MAIN ENERGY B.V.	MUNICIPALITY ELECTRICITY SUPPLY	253,021.43
Netherlands	STEDIN B. V. (ENECO MDDS B. V.)	MUNICIPALITY ELECTRICITY SUPPLY	81,572.93
Netherlands	DE NES, FREDERIC C.	OFFICE BUILDING RENTAL	108,680.51
Netherlands	INFOR GLOBAL SOLUTIONS BV	PC SOFTWARE MAINTENANCE AND SUPPORT	114,033.72
Netherlands	DIMENSION DATA NEDERLAND BV	PC SOFTWARE MAINTENANCE AND SUPPORT	92,221.79
Netherlands	IBM NEDERLAND N.V.	PC SOFTWARE MAINTENANCE AND SUPPORT	76,707.54
Netherlands	BECHTLE DIRECT B.V.	PC SOFTWARE MAINTENANCE AND SUPPORT	72,000.52
Netherlands	JOINT ANALYTICAL SYSTEMS BENELUX BV (JSB)	PC SOFTWARE MAINTENANCE AND SUPPORT	37,636.28
Netherlands	QUINTIQ PRODUCTS BV	PC SOFTWARE MAINTENANCE AND SUPPORT	36,795.14
Netherlands	RICOH NEDERLAND BV	PHOTOCOPIERS RENTAL/LEASE	127,672.01
Netherlands	KONICA MINOLTA BUSINESS SOLUTIONS NL B.V.	PHOTOCOPIERS RENTAL/LEASE	80,139.67
Netherlands	RICOH NEDERLAND BV	PHOTOCOPIERS RENTAL/LEASE	60,399.78
Netherlands	JOINT ANALYTICAL SYSTEMS BENELUX BV (JSB)	SCIENTIFIC EQUIPMENT MAINTENANCE AN	91,759.44
Netherlands	DIMENSION DATA NEDERLAND BV	SECURITY EQUIPMENT MAINTENANCE AND	63,551.05
Netherlands	MOTIV	SECURITY EQUIPMENT MAINTENANCE AND	43,228.08
Netherlands	ENECO ENERGIE SERVICES BV	STEAM AND HOT WATER SUPPLY (DISTRIC	140,907.32
Netherlands	KPN TELECOM, FACTURERING VASTE TELEFONIE	TELECOMMUNICATIONS	151,645.02
Netherlands	KPN BUSINESS SERVICE DESK (160)-CONNECTIVITY	TELECOMMUNICATIONS	32,918.28
Netherlands	CBRNE SOLUTION HOLDINS B. V.	TRAINING	30,653.48
UNITED KINGDOM	TERRA FIRMA ASSOCIATES LTD	ADVERTISING	32,640.76
UNITED KINGDOM	EYE NETWORK - GLOBAL VIDEOCONFERENCE SERVICES	COMMUNICATIONS	38,111.23
UNITED KINGDOM	UNIVERSITY OF SURREY	ENGINEERING TRAINING	118,582.15
UNITED KINGDOM	WILLIS LIMITED	LIABILITY INSURANCE	50,160.23
UNITED KINGDOM	HARDCAT LIMITED	SOFTWARE CONSULTANCY	37,831.58
United States of America	IHS GLOBAL INC. (SRI CONSULTING)	PRINTING, PUBLISHING AND BOOKBINDIN	54,840.91
PAHO			
Brazil	INSTITUTO STELA	SOFTWARE SERVICES	410,878.96
Canada	GILBERT, LUC	BUSINESS SERVICES	34,750.00
Colombia	UNIVERSIDAD NACIONAL DE COLOMBIA.	BUSINESS SERVICES	46,988.14
Colombia	UNIVERSIDAD NACIONAL DE COLOMBIA.	INFLATIONARY FACTOR	4,698.81
Denmark	UND.	TRAINING SERVICES	42,848.00
France	ANTILLES CONTROLES SARL.	TECHNICAL SERVICES	96,000.00
Martinique	KESTEL, DEVORA LILLIA	BUSINESS SERVICES	35,357.00
Spain	HOSPITAL GREGORIO MARANON.	TECHNICAL SERVICES	30,000.00
Trinidad and Tobago	PRECEPTOR INTERNATIONAL.	TECHNICAL SERVICES	98,000.00
United Kingdom	IN-TEND LTD.	BUSINESS SERVICES	88,627.15
United Kingdom	UPDATE SOFTWARE LTD	TECHNICAL SERVICES	144,000.00
United Kingdom	UNIVERSITY COLLEGE LONDON.	TECHNICAL SERVICES	30,000.00
United States of America	DHL WORLDWIDE EXPRESS	LOGISTICS	81,412.63
United States of America	RUTHERFOORD. AN MMA COMPANY	LOGISTICS	76,953.00
United States of America	E GROUP, INC.	LOGISTICS	1,750.00
United States of America	CORE BTS, INC.	LOGISTICS	200.00
United States of America	INTERNATIONAL BUILDING SE	BUSINESS SERVICES	1,071,769.13
United States of America	AETNA INTERNATIONAL.	BUSINESS SERVICES	820,000.00
United States of America	POLIQUIN, LOUIS	BUSINESS SERVICES	80,000.00
United States of America	UNIV OF NORTH CAROLINA- HPAA	BUSINESS SERVICES	68,337.00
United States of America	MICHAEL PAGE INTERNATIONAL, INC	BUSINESS SERVICES	65,508.00
United States of America	DHL WORLDWIDE EXPRESS	BUSINESS SERVICES	65,000.00
United States of America	STRATEGIC PATNERS, INC	BUSINESS SERVICES	61,187.35
United States of America	HEWITT ASSOCIATES.	BUSINESS SERVICES	55,000.00
United States of America	UMDNJ, NEW JERSEY MEDICAL SCHOOL.	BUSINESS SERVICES	41,821.00
United States of America	SUCCESS FACTORS.	BUSINESS SERVICES	36,300.00
United States of America	RDA CORPORATION.	BUSINESS SERVICES	34,145.00
United States of America	KWAK, EUNSIK	BUSINESS SERVICES	33,920.00
United States of America	E GROUP, INC.	BUSINESS SERVICES	33,250.00
United States of America	BLUM, ROBERT WILLIAM	BUSINESS SERVICES	30,000.00
United States of America	COGSDALE CORPORATION.	COMPUTER EQUIPMENT MAINTE	184,205.00
United States of America	DELL MARKETING L.P	COMPUTER EQUIPMENT MAINTE	40,137.20
United States of America	CORE BTS, INC.	COMPUTER EQUIPMENT MAINTE	5,795.10
United States of America	CORE BTS, INC.	COMPUTER S&E	20,216.70
United States of America	CORE BTS, INC.	COMPUTER SOFTWARE LICENSE	22,831.20
United States of America	MONARC CONSTRUCTION INC.	CONSTRUCTION SERVICES	1,943,728.09
United States of America	EV-AIR-TIGHT SHOEMAKER	CONSTRUCTION SERVICES	83,818.50
United States of America	POLIQUIN, LOUIS	CONTINGENCY PERCENTAGE	12,000.00
United States of America	UPS	DELIVERY SERVICES	133,000.00
United States of America	DHL WORLDWIDE EXPRESS	DELIVERY SERVICES	35,700.00
United States of America	STRATEGIC PATNERS, INC	DESIGN	39,750.00
United States of America	VERDANZA HOTEL.	HOTELS	41,391.63

Major Contracts for Services Placed by Agency During 2011 (Contracts of \$30,000 or more)

AGENCY			Contract Value
Location of Supplier	Name of Contractor	Description of Services	USD
United States of America	MARRIOTT MIAMI DADELAND.	HOTELS	32,740.60
United States of America	GENERAL SECRETARIAT OF TH	LEASE/RENTAL SERVICES	626,401.00
PAHO Continued			
United States of America	LENKING CO. MANAGEMENT INC	LEASE/RENTAL SERVICES	452,286.96
United States of America	INTERNATIONAL BUILDING SE	SECURITY SERVICES	198,214.96
United States of America	WILEY SUBSCRIPTION SERVICES INC	SUBSCRIPTION	126,979.82
United States of America	THE NORTH HIGHLAND COMPANY.	TECHNICAL SERVICES	562,000.00
United States of America	INTERNATIONAL BUILDING SE	TECHNICAL SERVICES	450,000.00
United States of America	COMPUCOM SYSTEMS, INC.	TECHNICAL SERVICES	84,000.00
United States of America	KC-DC CONSULTING, INC	TECHNICAL SERVICES	45,360.00
United States of America	LEVEL 3 COMMUNICATIONS.	TECHNICAL SERVICES	31,953.72
United States of America	DUBNA SYSTEMS, LLC	TECHNICAL SERVICES	31,672.00
United States of America	CORE BTS, INC.	TECHNICAL SERVICES	10,500.00
United States of America	INTERNATIONAL BUILDING SE	TELEPHONE SERVICES	42,780.80
United States of America	VERIZON.	TELEPHONE SERVICES	39,070.40
United States of America	THE NORTH HIGHLAND COMPANY.	TRAVEL COSTS	40,000.00
United States of America	BIRCHES GROUP, LLC.	WAGE SURVEYS	50,000.00
UNDP			
Afghanistan	E.C.L AFGHAN LTD	#0022-Feb, Fuel for ANBP proje	87,640.00
Afghanistan	APRP STAFF SALARY	42 APRP Staff Salary March11	73,630.00
Afghanistan	TRADE BOX LOGISTICS AND TRADING CO. LTD.	Accommodation facility	116,000.00
Afghanistan	STRATEX HOSPITALITY	ADJ EXP CO ACCOUNT LEVEL	194,820.00
Afghanistan	MOHAMMAD ZAMEER	ADJ V#102305	57,000.00
Afghanistan	ABDUL ALI AFZAL (LANDLORD)	ADJ V#99242 & 104292	45,040.00
Afghanistan	RURAL ENTERPRISE DEVELOPMENT IN KANDAHAR	Adjustment of GLJE#0003945996	83,620.00
Afghanistan	PROFESSIONAL SERVICE SOLUTIONS	Administrative charges	54,050.00
Afghanistan	PROFESSIONAL SERVICE SOLUTIONS	Administrative charges of the	36,030.00
Afghanistan	KUEHNE+NAGEL A/S	Airfreight transport	30,240.00
Afghanistan	FORD CONSTRUCTION COMPANY	Amendment n°1 Security upgrade	89,690.00
Afghanistan	REALISTIC BUILDER COMPANY	ANP Construction: Cert. No-3 (Third	31,400.00
Afghanistan	REALISTIC BUILDER COMPANY	ANP Construction: Cert. No-1 (First	31,400.00
Afghanistan	REALISTIC BUILDER COMPANY	ANP Construction: Cert. No-2 (Secon	31,400.00
Afghanistan	REALISTIC BUILDER COMPANY	ANP Construction: Cert. No-1 (30,620.00
Afghanistan	REALISTIC BUILDER COMPANY	ANP Construction: Cert. No-3 (30,540.00
Afghanistan	APRP STAFF SALARY	APRP JS salary - May 2011	106,620.00
Afghanistan	APRP STAFF SALARY	APRP Staff salary for April-11	105,520.00
Afghanistan	APRP STAFF SALARY	APRP STAFF SALARY JUN/11	127,950.00
Afghanistan	HLB IJAZ TABUSSUM & CO	Audit Fee for 17 DIM Projects	30,640.00
Afghanistan	AWCC	AWCC payments for the Month of	32,900.00
Afghanistan	KHALILU RAHMAN	BUILDING RENT APR-SEP011	41,400.00
Afghanistan	GOOD PERFORMANCE INITIATIVE (GPI)	Clearance GPI NA Lst Qrt/93528	1,113,270.00
Afghanistan	POLICY ANALYSIS & DEVELOPMENT (MoLSAMD)	Cinc NEX adv11 1QTR 11 MOLSAM	30,280.00
Afghanistan	CENTER FOR AFGHAN CIVIL SOCIETY SUPPORT	Conduct village public awarene	61,370.00
Afghanistan	AYAZ AMJAD ROAD AND CONSTRUCTION COMPANY	Construction of Baharak Detent	98,090.00
Afghanistan	AYAZ AMJAD ROAD AND CONSTRUCTION COMPANY	Construction of Baharak Detention c	218,980.00
Afghanistan	ASIA BANA CONSTRUCTION COMPANY	Construction of IEC southweste	190,000.00
Afghanistan	ASIA BANA CONSTRUCTION COMPANY	Construction of IEC southwestern RC	223,180.00
Afghanistan	AFGHAN LUCKY CONSTRUCTION COMPANY	Construction of information se	43,800.00
Afghanistan	AFGHAN LUCKY CONSTRUCTION COMPANY	Construction of information service	48,670.00
Afghanistan	JAWIDAN MAIHAN CONSTRUCTION COMPANY	CONSTRUCTION OF NEW DETENTION	35,780.00
Afghanistan	JAWIDAN MAIHAN CONSTRUCTION COMPANY	CONSTRUCTION OF NEW DETENTION CENTE	178,890.00
Afghanistan	KHALIQI CONSTRUCTION & ROAD BUILDING LTD	CONSTRUCTION OF NEW JOINT BUIL	93,680.00
Afghanistan	NAEEMI SAFI CONSTRUCTION AND	CONSTRUCTION OF NEW JOINT BUIL	74,750.00
Afghanistan	NATIONAL CONSTRUCTION & CONNEX COMPANY	Construction of new Joint Buil	36,300.00
Afghanistan	KHALIQI CONSTRUCTION & ROAD BUILDING LTD	CONSTRUCTION OF NEW JOINT BUILDING	83,850.00
Afghanistan	NATIONAL CONSTRUCTION & CONNEX COMPANY	Construction of new Joint Building	80,240.00
Afghanistan	SEFAT AND GOLDEN JOINT VENTURE	CONSTRUCTION OF NEW JOINT BUILDINGN	92,320.00
Afghanistan	AFGHAN CONTRACT CONSTRUCTION AND ROAD	CONSTRUCTION OF NEW OFFICE BUI	40,130.00
Afghanistan	IEC HQ TEMP VR STAFF SALARIES	Correct VR ID 99114	154,370.00
Afghanistan	MBAW STAFF SALARIES	Cost of Salary of Oct for Poli	36,500.00
Afghanistan	TASK ORDER NO:0005	DEC-10 SRLY TO IDLG STF	35,350.00
Afghanistan	ASIA GEO ENGINEERING & ALLY ENGINEERING	Design of Ghor Training Centre	33,120.00
Afghanistan	E.C.L AFGHAN LTD	Diesel fuel for Vehicles and G	42,510.00
Afghanistan	ACSORE-SURVEY	E) Educational Consulting	71,000.00
Afghanistan	IO GLOBAL SERVICES PRIVATE LIMITED	E) Internet services	204,410.00
Afghanistan	GLOBAL ENTOURAGE SERVICES	E) Internet services	95,040.00
Afghanistan	FEROOGH NOOR FILM	E) Rural development services	360,780.00
Afghanistan	IO GLOBAL SERVICES PRIVATE LIMITED	E) Satellite receivers	30,710.00
Afghanistan	CTG GLOBAL FZC	ELECT- HR support (Salaries an	1,402,690.00
Afghanistan	SOCIAL CAP. DEV. WELFARE ORG.	Expense Distribution	216,480.00
Afghanistan	UNODC OFFICE AFGHANISTAN	Expense Distribution	150,000.00
Afghanistan	CENTER FOR AFGHAN CIVIL SOCIETY SUPPORT	Expense Distribution	81,280.00
Afghanistan	PEACE AND REINTEGRATION TRUST FUND	Expense Distribution	74,520.00
Afghanistan	AFGHANISTAN LEGAL SOCIAL DEV. ORG.	Expense Distribution	42,770.00
Afghanistan	High Office of Oversight & Anti Corrupt.	Expense Distribution	40,380.00
Afghanistan	MINISTRY OF EDUCATION	Expense Distribution	39,600.00
Afghanistan	MOHAMMAD YUNOS	Extension of the Lease as well	30,800.00
Afghanistan	E.C.L AFGHAN LTD	Fuel for ANBP (Dec)	56,850.00
Afghanistan	E.C.L AFGHAN LTD	Fuel for ANBP (Jan)	46,520.00
Afghanistan	E.C.L AFGHAN LTD	Fuel for ANBP for the month of	75,840.00
Afghanistan	E.C.L AFGHAN LTD	Fuel payment of UNDP ROs for t	46,170.00
Afghanistan	SPOJMAI ADVERTISEMENTS	GMU Billboards (1st Instlmnt)	82,740.00
Afghanistan	SPOJMAI ADVERTISEMENTS	GMU Billboards (2nd Instlmnt)	82,740.00
Afghanistan	SPOJMAI ADVERTISEMENTS	GMU Billboards (Last Instlmnt)	82,740.00
Afghanistan	VANGUARD MEDIA ADVERTISEMENT SERVICES	GMU Recrtmnt Video & Radio Adds	205,790.00
Afghanistan	VANGUARD MEDIA ADVERTISEMENT SERVICES	GMU TV adds on Afghan TV Chnls	99,200.00
Afghanistan	STRATEX HOSPITALITY	Green Village Rent Payment for	974,100.00
Afghanistan	STRATEX HOSPITALITY	GV Accom. Payment - April 2011	194,820.00
Afghanistan	STRATEX HOSPITALITY	GV Rent & Acom. Feb. 2011	194,820.00
Afghanistan	STRATEX HOSPITALITY	GV Rent Payment - May 2011	194,820.00
Afghanistan	STRATEX HOSPITALITY	GV Room 21&49 Payment, Mar. 20	194,820.00
Afghanistan	High Office of Oversight & Anti Corrupt.	HOO SAL NOV11	56,950.00
Afghanistan	High Office of Oversight & Anti Corrupt.	HOO SAL Oct11	49,150.00
Afghanistan	ORCA LTD	House Hold Survey for NHDR 201	39,600.00
Afghanistan	CTG GLOBAL FZC	HR management services for rec	186,070.00
Afghanistan	CTG GLOBAL FZC	HR support (salaries and compa	440,360.00
Afghanistan	TASK ORDER NO 0013	IDLG CBUSTF APR011 SLRY	30,250.00
Afghanistan	TASK ORDER NO:0005	IDLG STF APR011 SLRY PYMNT	43,350.00
Afghanistan	TASK ORDER NO 0013	IDLG STF FEB011 SLARY PAYMENT	31,500.00
Afghanistan	TASK ORDER NO:0005	IDLG STF FEB011 SLRY PAYMENT	38,730.00
Afghanistan	TASK ORDER 005	IDLG STF JAN011 SLRY PYMNT	33,940.00
Afghanistan	TASK ORDER NO 0013	IDLG STF SLRY MAR-011	32,040.00
Afghanistan	IO GLOBAL SERVICES PRIVATE LIMITED	Internet access charges for IE	136,190.00
Afghanistan	IO GLOBAL SERVICES PRIVATE LIMITED	Internet access charges for IEC (HQ	46,170.00
Afghanistan	IO GLOBAL SERVICES PRIVATE LIMITED	Internet access charges for IEC 34	142,800.00
Afghanistan	IO GLOBAL SERVICES PRIVATE LIMITED	Internet bandwidth charges for	33,940.00
Afghanistan	AFGHAN INSTITUTE OF BUSINESS MANAGEMENT	Internship programme for IARCS	32,620.00
Afghanistan	IO GLOBAL SERVICES PRIVATE LIMITED	Io-Global internet service cha	82,630.00
Afghanistan	IO GLOBAL SERVICES PRIVATE LIMITED	Io-Golbal Internet charges for	31,770.00
Afghanistan	DNATA WORLD TRAVEL	KBL-DXB-Malaysia Tickets for 2	46,910.00
Afghanistan	PROFESSIONAL SERVICE SOLUTIONS	Lease Agreement of ECC offices	39,550.00
Afghanistan	MOHAMMAD ZAMEER	Leased Building	47,500.00
Afghanistan	STRATEX HOSPITALITY	Leased Building, rent and acco	167,290.00
Afghanistan	STRATEX HOSPITALITY	Leased Building, << Green Villa	167,290.00

Major Contracts for Services Placed by Agency During 2011 (Contracts of \$30,000 or more)

AGENCY			Contract Value
Location of Supplier	Name of Contractor	Description of Services	USD
Afghanistan	AFGHANISTAN SUB-NATIONAL GOVERNANCE PRO	LOA ADV CLRNC 3RD QTR	169,230.00
Afghanistan	AFGHANISTAN SUB-NATIONAL GOVERNANCE PRO	LOA ADV CLRNC OF 3RD QRTR011	300,000.00
UNDP Continued			
Afghanistan	AFGHANISTAN SUB-NATIONAL GOVERNANCE PRO	LOA ADV CLRNC FR 3RD QTR	200,000.00
Afghanistan	HALO TRUST	Local staff salary/ HALO	159,380.00
Afghanistan	CENTER FOR AFGHAN CIVIL SOCIETY SUPPORT	Lot (1): Carry out public awareness	99,970.00
Afghanistan	FEROOGH NOOR FILM	Lot (2): Awareness raising in	42,030.00
Afghanistan	CENTER FOR AFGHAN CIVIL SOCIETY SUPPORT	Lot (2): Conduct for district/commu	99,550.00
Afghanistan	SOCIAL DEVELOPMENT AND LEGAL RIGHTS	Lot (3): Strengthen the capaci	137,110.00
Afghanistan	EDUCATION & TRAINING CENTER FOR POOR	Lot (3):awareness raising in p	43,120.00
Afghanistan	EDUCATION & TRAINING CENTER FOR POOR	Lot (4): To raise legal awaren	78,360.00
Afghanistan	FEROOGH NOOR FILM	Lot (5): Village public aware	76,700.00
Afghanistan	SABA MEDIA ORGANIZATION SMO	Lot (6): Public awareness rais	59,140.00
Afghanistan	FEROOGH NOOR FILM	Lot (1): Land Law Trainings fo	39,030.00
Afghanistan	SOCIAL DEVELOPMENT AND LEGAL RIGHTS	Lot(1): Raise the knowledge o	137,110.00
Afghanistan	NAWI KUNDUZ CONSTRUCTION COMPANY	LOT-1 Rehabilitation of Male	84,450.00
Afghanistan	NAWI KUNDUZ CONSTRUCTION COMPANY	Lot-2Rehabilitation of Kishem	140,050.00
Afghanistan	ARIA TARGET LOGISTICS SERVICES	LTA No. 039/2010 - Aria Target	220,930.00
Afghanistan	ASIA PARWAN INT. TRANS. CO. LTD.	LTA No. 040/2010 - Asia Parwan	48,930.00
Afghanistan	KAVA INT. TRANSIT & FORWARDING LTD.	LTA No. 041/2010 - Kava Intern	146,760.00
Afghanistan	KABUL SERENA HOTEL	Lunch(4 days x 249)	37,490.00
Afghanistan	MINISTRY OF EDUCATION	MOE LOA Sal Dec11	62,100.00
Afghanistan	MINISTRY OF EDUCATION	MOE LOA SAL OCT-11	63,900.00
Afghanistan	MINISTRY OF EDUCATION	MOELOA SAL NOV11	62,100.00
Afghanistan	PEACE AND REINTEGRATION TRUST FUND	MOF NIM Adv.Adj/ APRP	90,720.00
Afghanistan	AFGHAN TRUST CONSTRUCTION COMPANY	Monitoring Consultancy for PtJ	51,470.00
Afghanistan	AFGHAN TRUST CONSTRUCTION COMPANY	Monitoring Consultancy for PtJ and	64,900.00
Afghanistan	MOBILE SERVICES DEVELOPMENT AFGHANISTAN	MPaisa Services Jul,Aug,Sep11	35,930.00
Afghanistan	MOBILE SERVICES DEVELOPMENT AFGHANISTAN	M-Paisa Services- Oct11	95,630.00
Afghanistan	MOBILE SERVICES DEVELOPMENT AFGHANISTAN	M-Paisa Services&Charges-Mol	113,450.00
Afghanistan	SEFAT AND GOLDEN JOINT VENTURE	New Joint Building for MoJ and AGO	94,410.00
Afghanistan	GOOD PERFORMANCE INITIATIVE (GPI)	NEX ADV CLEARANCE 2ND Q 2011	103,360.00
Afghanistan	RURAL ENTERPRISE DEVELOPMENT IN KANDAHAR	Nex Adv.clrance 4rd QRT 2010	85,840.00
Afghanistan	RURAL ENTERPRISE DEVELOPMENT IN KANDAHAR	Nex Adv.Clrance VR#102039	356,800.00
Afghanistan	RURAL ENTERPRISE DEVELOPMENT IN KANDAHAR	Nex Advance Clearance	57,140.00
Afghanistan	Policy Analysis and Development (MAIL)	Pay,MoFA LoA Staff,Oct11,NIBP	30,500.00
Afghanistan	IO GLOBAL SERVICES PRIVATE LIMITED	Payment for the cost of intern	52,160.00
Afghanistan	ILIA EVENT MANAGEMENT SERVICES	Payment to Film Festival	60,400.00
Afghanistan	QARA CONSULTING	Payment to QARA for Secu-Semin	47,990.00
Afghanistan	Policy Analysis and Development (MoFA)	Payroll 9Nov11-31Dec11,MoFA	50,960.00
Afghanistan	Policy Analysis and Development (MAIL)	Payroll Nov 11,MAIL Suppt.NIBP	30,500.00
Afghanistan	Policy Analysis and Development (MAIL)	Payroll,Sep 11,Mail/NIBP (PAD)	31,380.00
Afghanistan	ACSORE-SURVEY	Perception Survery 50% payment	35,500.00
Afghanistan	CENTER FOR AFGHAN CIVIL SOCIETY SUPPORT	PO# 13027 Professional Service	33,370.00
Afghanistan	ACSORE-SURVEY	Police Perception S.Final Paym	146,000.00
Afghanistan	AL NAKHEEL PRINTING PRESS	Printing of textbooks-ANCOP	54,780.00
Afghanistan	TADBEER CONSULTING INC.	Prof. Ser. Cont. under LOTFA/DP (Re	230,260.00
Afghanistan	SUPERIOR SUPPLIES SERVICES	Professional Services Contract	150,560.00
Afghanistan	CENTER FOR AFGHAN CIVIL SOCIETY SUPPORT	Professional Services Contract	75,090.00
Afghanistan	AFGHANISTAN HUMAN RIGHTS ORGANIZATION	Professional Services Contract (Ref	174,000.00
Afghanistan	CERTE CONSULTANCY	Professional Services Contract (Ref	149,780.00
Afghanistan	CENTER FOR AFGHAN CIVIL SOCIETY SUPPORT	Professional Services Contract UNDP	116,840.00
Afghanistan	CENTER FOR AFGHAN CIVIL SOCIETY SUPPORT	Professional Services Contract: UND	166,860.00
Afghanistan	GANDEERAY	Provision of Toll-free domestic vio	30,320.00
Afghanistan	ETFAQ BAMYAN INT. TRANSPORT CO.	Provision of Transportation Service	51,930.00
Afghanistan	AFGHANISTAN SUB-NATIONAL GOVERNANCE PRO	PRTIAL CLRNC OF LOA 2ND QTR011	425,040.00
Afghanistan	TRADE BOX LOGISTICS AND TRADING CO. LTD.	Purchase, delivery and install	54,420.00
Afghanistan	VANGUARD MEDIA ADVERTISMENT SERVICES	RDP#242-GMU Ads-Inv#VM11032011	209,950.00
Afghanistan	MINISTRY OF EDUCATION	rdp137/11 MOE/LOA sal Jul-11	39,600.00
Afghanistan	MINISTRY OF EDUCATION	RDP33/11 MOE SAL MAR-11	30,400.00
Afghanistan	High Office of Oversight & Anti Corrupt.	rdp344/11 HOO Sal Dec11	56,000.00
Afghanistan	MINISTRY OF EDUCATION	rdp50/11 MOE Sal Apr-11	31,800.00
Afghanistan	High Office of Oversight & Anti Corrupt.	RDP57/11 HOO SAL APRIL-11	38,480.00
Afghanistan	MINISTRY OF EDUCATION	rdp70/11 may-11 sal LOA staff	44,330.00
Afghanistan	MINISTRY OF EDUCATION	rdp97/11 MOE/LOA Sal Jun-11	37,800.00
Afghanistan	HLB IJAZ TABUSSUM & CO	Reference to the Original PO 1	45,970.00
Afghanistan	ARCHITECTURAL AND ENGINEERING COMPANY	Rehabilitation of justice resi	30,220.00
Afghanistan	GOOD PERFORMANCE INITIATIVE (GPI)	Reimb of sub act exp GPI 27213	1,105,750.00
Afghanistan	RAHMAN RASOUL LOGISTIC CO	Rental vehicle for GDPDM 01 Jun 201	37,510.00
Afghanistan	RATEB AZIMI	S) Commercial facility rental	86,250.00
Afghanistan	AFERDITA GASHI MEKULI	S) Intl Consultants-Technical	52,150.00
Afghanistan	NAEEMI SAFI CONSTRUCTION AND	S) Rehabilitation services	32,140.00
Afghanistan	SOCIAL DEVELOPMENT AND LEGAL RIGHTS	S) Social development	489,380.00
Afghanistan	AFGHAN MANAGEMENT & MARKETING CONSULTANT	S) Temporary admin. assistance	69,120.00
Afghanistan	ARMED SECURITY GUARDS	Salary for APS (QRF Team)	62,770.00
Afghanistan	IDG SECURITY AFGHANISTAN LTD	Salary of Gurkha Guards for UN	165,360.00
Afghanistan	MBAW STAFF SALARIES	Salary of Nov 11 for Policy De	33,320.00
Afghanistan	MINISTRY OF EDUCATION	Sep Sal+Jul Aug New recruitmnt	101,460.00
Afghanistan	SUPERIOR SUPPLIES SERVICES	Setting up Kandahar 119 CRC	37,640.00
Afghanistan	TASK ORDER NO:0005	SLRY TO IDLG STF FR MAR011	42,620.00
Afghanistan	ANAYATULLAH AFZAL LTD	Supply and installation of best qua	39,160.00
Afghanistan	ACT VEHICLES SERVICES AND REPAIRS LLC	Supply and Installation of Rea	42,900.00
Afghanistan	PEACE AND REINTEGRATION TRUST FUND	Transfer ANBP to APRP expenses	132,030.00
Afghanistan	MOHAMMAD ZAMEER	UR10 Six months Jun.-Nov. rent	57,000.00
Afghanistan	KABUL ENGINEERING TECHNICAL NGO OF	Uruzgan Internship Program 201	56,410.00
Afghanistan	KABUL ENGINEERING TECHNICAL NGO OF	Uruzgan Internship Program2011	40,610.00
Afghanistan	DA AFGHANISTAN BRISHNA SHIRKAT	V#101940,102877,104929&106973	72,340.00
Afghanistan	RATEB AZIMI	V#106067	86,250.00
Afghanistan	E.C.L AFGHAN LTD	V#97700,98305,100451&101939	31,140.00
Afghanistan	HALO TRUST	veh/generator fuel/ HALO	51,430.00
Albania	ARK IT SHPK	4.6 Second Installment as per	40,400.00
Albania	A.K. SHPK	6.1 First payment of Civil wor	40,420.00
Albania	A.K. SHPK	6.1 First payment of Civil works fo	40,690.00
Albania	A.K. SHPK	6.1 Second payment of Civil wo	39,070.00
Albania	A.K. SHPK	6.1 Second payment of Civil works f	40,690.00
Albania	A.K. SHPK	6.1 Third payment of Civil wor	38,000.00
Albania	A.K. SHPK	6.1 Third payment of Civil works fo	40,690.00
Albania	AURORA KONSTRUKSION SHPK	6.3 First installment (80%) fo	89,670.00
Albania	AURORA KONSTRUKSION SHPK	6.3 First installment (80%) for the	91,180.00
Albania	KARL GEGA KONSTRUKSION SHPK	FIRST INSTALLMENT UPON CONSTRA	40,280.00
Albania	GENER 2 SHPK	Office rent for April 2011	32,110.00
Albania	GENER 2 SHPK	Office rent for June 2011	31,010.00
Albania	GENER 2 SHPK	Office rent for March 2011	30,530.00
Albania	GENER 2 SHPK	Office rent for May 2011	30,870.00
Albania	HALILI 1 SHPK	S) Building Maintenance & Repa	269,000.00
Albania	PARLLAKU SHPK	S) Building Maintenance & Repa	199,000.00
Albania	LEON KONSTRUKSION SHPK	S) Building Maintenance & Repa	132,200.00
Albania	BLEDI COMPANY SHPK	S) Building Maintenance & Repa	87,300.00
Albania	DENIS 05 SHPK	S) Building Maintenance & Repa	80,230.00
Albania	STELA 2000	S) Commercial construction	62,240.00
Albania	FLONJA SHPK	S) Commercial construction	40,440.00
Albania	ARBERIA SH.A.	S) Commercial construction	32,090.00
Albania	SOPI SHPK	S) Electric & electr. engineer	143,130.00
Albania	MACS CONSULTING	S) Information centers	116,160.00

Major Contracts for Services Placed by Agency During 2011 (Contracts of \$30,000 or more)

AGENCY			Contract Value
Location of Supplier	Name of Contractor	Description of Services	USD
Albania	KARL GEGA KONSTRUKSION SHPK	S) Road maintenance or repairs	30,260.00
Albania	KARL GEGA KONSTRUKSION SHPK	SECOND INSTALLMENT UPON COMPLE	95,780.00
UNDP Continued			
Albania	KARL GEGA KONSTRUKSION SHPK	SECOND INSTALLMENT UPON COMPLETION	95,780.00
Albania	KARL GEGA KONSTRUKSION SHPK	THIRD INSTALLMENT UPON COMPLETION O	66,800.00
Algeria	SARL SAG ES SALEM	Gardiennage du Parking	36,910.00
Algeria	BELACHI IMEN	location du la villa 1er Trime	113,070.00
Algeria	BELACHI IMEN	location du la villa les 3 Tri	346,440.00
Algeria	OUADAH OMAR BEN MOHAMED	location du Parking	127,440.00
Algeria	COMPAGNIE GARDIENNAGE PROTECTION SECURIT	REVERS 02/03/04/05-2011	39,320.00
Algeria	BUREAU D'ETUDE D'ARCHITECTURE	S) Civil engineering	30,280.00
Algeria	COMPAGNIE GARDIENNAGE PROTECTION SECURIT	Société de gardiennage 01/2011	98,430.00
Angola	DELOITTE & TOUCHE AUDITORES LDA.	3rd INSTALLMENT NIM/NGOs AUDIT FEES	42,550.00
Angola	PROMETEUS LDA	APR/MAY/JUNE/JULY/AUG	69,620.00
Angola	REDE ESPERANÇA DE LUTA CONTRA SIDA	Disbur.Funds to Rede Esperanca	58,480.00
Angola	UNICEF DENMARK	Freight & Insurance	81,450.00
Angola	EMP TRANS LDA CARGO CENTER LUANDA	Invoice n# 310.008/11	42,220.00
Angola	GUARDA SEGURA	paym.inv 333, 412,493	41,140.00
Angola	GUARDA SEGURA	S) Security systems services	50,440.00
Angola	WHO OFFICE IN LUANDA, ANGOLA	WHO-Standards&Training HIV/AIDS	75,240.00
Antigua and Barbuda	Clare Andrea DAVIS	S) Intl Consultants-Technical	65,500.00
Argentina	ADLER HASENCLEVER Y ASOCIADOS SRL	ARG/04/001-AUDIT 2010	45,810.00
Argentina	MANTILARO STELLA MARIS	ARG/04/001-INV 309	70,650.00
Argentina	ADLER HASENCLEVER Y ASOCIADOS SRL	ARG/04/001-INV 431/432	73,510.00
Argentina	UNIVERSIDAD TECNOLOGICA NACIONAL	ARG/05/001-INV.7885	108,740.00
Argentina	ARG05010 EXPENDITURES	ARG/05/010-SEPT/11-F.REPORT	32,680.00
Argentina	ARG05016 EXPENDITURES	ARG/05/016-AGO11-F.REPORT	34,790.00
Argentina	ARG05016 EXPENDITURES	ARG/05/016-APR11-F.REPORT	36,730.00
Argentina	GRUPO EDITORIAL PLANETA S.A.I.C.	ARG/05/016-INV.1591-1592	71,290.00
Argentina	ARG05016 EXPENDITURES	ARG/05/016-JUL11-F.REPORT	40,270.00
Argentina	ARG05016 EXPENDITURES	ARG/05/016-JUN11-F.REPORT	36,970.00
Argentina	ARG05016 EXPENDITURES	ARG/05/016-MAR11-F.REPORT	40,270.00
Argentina	ARG05016 EXPENDITURES	ARG/05/016-MAY11-F.REPORT	62,920.00
Argentina	ARG05024 EXPENDITURES	ARG/05/024-APRIL/11-F.REPORT	50,690.00
Argentina	ARG05024 EXPENDITURES	ARG/05/024-AUGUST/11-F.REPORT	77,090.00
Argentina	ARG05024 EXPENDITURES	ARG/05/024-FEB/11-F.REPORT	68,090.00
Argentina	ARG05024 EXPENDITURES	ARG/05/024-JUNE/11-F.REPORT	39,490.00
Argentina	ARG05024 EXPENDITURES	ARG/05/024-MARCH/11-F.REPORT	68,830.00
Argentina	ARG05024 EXPENDITURES	ARG/05/024-MAY/11-F.REPORT	36,130.00
Argentina	ARG05024 EXPENDITURES	ARG/05/024-SEPT/11-F.REPORT	81,600.00
Argentina	ARG05025 EXPENDITURES	ARG/05/025-AGO11-F.REPORT	128,440.00
Argentina	ARG05025 EXPENDITURES	ARG/05/025-APR11-F.REPORT	132,710.00
Argentina	ARG05025 EXPENDITURES	ARG/05/025-FEB11-F.REPORT	121,330.00
Argentina	ARG05025 EXPENDITURES	ARG/05/025-JAN11-F.REPORT	132,140.00
Argentina	ARG05025 EXPENDITURES	ARG/05/025-JUL11-F.REPORT	122,500.00
Argentina	ARG05025 EXPENDITURES	ARG/05/025-JUN11-F.REPORT1	121,510.00
Argentina	ARG05025 EXPENDITURES	ARG/05/025-MAR11-F.REPORT	143,510.00
Argentina	ARG05025 EXPENDITURES	ARG/05/025-MAY11-F.REPORT	128,880.00
Argentina	ARG05025 EXPENDITURES	ARG/05/025-SEP11-F.REPORT	192,140.00
Argentina	ARG06001 EXPENDITURES	ARG/06/001-FEB/11-F.REPORT	3,019,910.00
Argentina	ARG06001 EXPENDITURES	ARG/06/001-MARCH/11-F.REPORT	640,430.00
Argentina	ARG06022 EXPENDITURES	ARG/06/022-AGO11-F.REPORT	109,470.00
Argentina	ARG06022 EXPENDITURES	ARG/06/022-APR11-F.REPORT	100,800.00
Argentina	ARG06022 EXPENDITURES	ARG/06/022-FEB11-F.REPORT	115,080.00
Argentina	LABORATORIO PYAM S.A.	ARG/06/022-INV.10	32,220.00
Argentina	LABORATORIO PYAM S.A.	ARG/06/022-INV.3	64,540.00
Argentina	ARG06022 EXPENDITURES	ARG/06/022-JAN11-F.REPORT	101,740.00
Argentina	ARG06022 EXPENDITURES	ARG/06/022-JUL11-F.REPORT	91,840.00
Argentina	ARG06022 EXPENDITURES	ARG/06/022-JUN11-F.REPORT1	88,910.00
Argentina	ARG06022 EXPENDITURES	ARG/06/022-MAR11-F.REPORT	115,900.00
Argentina	ARG06022 EXPENDITURES	ARG/06/022-MAY11-F.REPORT	109,330.00
Argentina	ARG06022 EXPENDITURES	ARG/06/022-SEP11-F.REPORT	146,140.00
Argentina	ESTUDIOS Y SERVICIOS AMBIENTALES SRL	ARG/07/008-INV 010	41,900.00
Argentina	ESTUDIOS Y SERVICIOS AMBIENTALES SRL	ARG/07/008-INV 014	49,880.00
Argentina	SARROUF RAMON HORACIO	ARG/07/008-INV 408	95,650.00
Argentina	URS CORPORATION SA	ARG/07/008-INV 475	111,890.00
Argentina	URS CORPORATION SA	ARG/07/008-INV 478	56,000.00
Argentina	ESTUDIOS Y SERVICIOS AMBIENTALES SRL	ARG/07/008-INV.11	49,880.00
Argentina	SARROUF RAMON HORACIO	ARG/07/008-INV.407	128,140.00
Argentina	URS CORPORATION SA	ARG/07/008-INV.490	112,110.00
Argentina	HEXACTA S.A.	ARG/08/009 - INV 83	72,700.00
Argentina	BOREAL TECHNOLOGIES SA	ARG/08/009 -LECT,CURSO,SOFT	56,680.00
Argentina	RMYA SRL	ARG/08/009-INV 021	32,920.00
Argentina	ASOC. ARG. USUARIOS DE INFORMATICA Y COM	ARG/08/009-INV.11265	73,530.00
Argentina	RAN INGENIERIA DE SISTEMAS SRL	ARG/08/009-INV.115	105,870.00
Argentina	DTE SA	ARG/08/009-INV.16	55,070.00
Argentina	RMYA SRL	ARG/08/009-INV.19	44,130.00
Argentina	RMYA SRL	ARG/08/009-INV.22	32,450.00
Argentina	PRETECO SA	ARG/08/009-INV.70	37,000.00
Argentina	HEXACTA S.A.	ARG/08/009-INV.73-74	37,500.00
Argentina	HEXACTA S.A.	ARG/08/009-INV.81	79,760.00
Argentina	GHB NET SA	ARG/08/022 - INV 12	33,000.00
Argentina	SYSTEMS MANAGEMENT SPECIALIST SA	ARG/08/022-INV 130	44,100.00
Argentina	INTERTRON SA	ARG/08/022-INV 2885	42,050.00
Argentina	INTERTRON SA	ARG/08/022-INV 2897	37,340.00
Argentina	ELANGELUZ SRL	ARG/08/027-INV.79	97,530.00
Argentina	INNOVACION CONSTRUCCIONES MODULARES SA	ARG/08/029 - INV.4	400,940.00
Argentina	FUND. TECNOL. FACULT. REG. LA PLATA	ARG/08/029 - INV.982	89,620.00
Argentina	INFO PRINT SOLUTIONS COMPANY LLC SUC ARG	ARG/08/029-INV 1467/47/55	37,290.00
Argentina	THE ONE WORLD WIDE SA	ARG/08/029-INV.120	30,380.00
Argentina	LISKA SRL	ARG/08/029-INV.256	52,380.00
Argentina	PLUNIMAR SA	ARG/08/029-INV.25746	155,780.00
Argentina	EMPRESA DISTRIBUIDORA LA PLATA SA	ARG/08/029-INV.352	72,700.00
Argentina	PM&BA SA	ARG/08/029-INV.416	75,000.00
Argentina	OCSA SA	ARG/08/029-INV.848-849	98,820.00
Argentina	EXCELLENCE SERVICIOS S.A.	ARG/08/030 - ASIS PERS RENAPER	197,470.00
Argentina	TABUADA VALLADARES INVESTIGACIONES SA	ARG/08/030 - INV 35	141,510.00
Argentina	UTILITY CONSULTING SRL	ARG/08/030 - INV 54	424,530.00
Argentina	DINATECH S.A.	ARG/08/030 - INV.122	105,000.00
Argentina	NEO SOPORTE EMPRESARIO SA	ARG/08/030 - INV.28-26	525,670.00
Argentina	HUMO ROJO S.A.	ARG/08/030 - INV.34	164,330.00
Argentina	GURBAN 360 SA	ARG/08/030 - INV.35	171,000.00
Argentina	EXCELLENCE SERVICIOS S.A.	ARG/08/030 - INV.51	296,210.00
Argentina	HUMO ROJO S.A.	ARG/08/030 -ESPACIO TOMA DATOS	109,560.00
Argentina	DINATECH S.A.	ARG/08/030-I.7192-3-205-20	379,300.00
Argentina	EXCELLENCE SERVICIOS S.A.	ARG/08/030-INV 033	98,320.00
Argentina	HUMO ROJO S.A.	ARG/08/030-INV 021	54,880.00
Argentina	NEO SOPORTE EMPRESARIO SA	ARG/08/030-INV 08	216,740.00
Argentina	MAGNA CONSULT SA	ARG/08/030-INV 09/10	193,910.00
Argentina	DELL AMERICA LATINA CORP.	ARG/08/030-INV.1093	166,930.00
Argentina	NEO SOPORTE EMPRESARIO SA	ARG/08/030-INV.11	216,530.00
Argentina	IGNACAM SERVICIOS SA	ARG/08/030-INV.116-117	141,930.00
Argentina	IGNACAM SERVICIOS SA	ARG/08/030-INV.119-121	211,240.00
Argentina	MAGNA CONSULT SA	ARG/08/030-INV.12	169,500.00

Major Contracts for Services Placed by Agency During 2011 (Contracts of \$30,000 or more)

AGENCY			Contract Value
Location of Supplier	Name of Contractor	Description of Services	USD
Argentina	NEO SOPORTE EMPRESARIO SA	ARG/08/030-INV.12	162,560.00
Argentina	IGNACAM SERVICIOS SA	ARG/08/030-INV.123	352,410.00
UNDP Continued			
Argentina	CALLMED SA	ARG/08/030-INV.13	535,100.00
Argentina	NEO SOPORTE EMPRESARIO SA	ARG/08/030-INV.14	678,210.00
Argentina	EXCELLENCE SERVICIOS S.A.	ARG/08/030-INV.15	229,890.00
Argentina	NEO SOPORTE EMPRESARIO SA	ARG/08/030-INV.16-17	360,650.00
Argentina	HUMO ROJO S.A.	ARG/08/030-INV.16-17	112,410.00
Argentina	CHIABUDINI CASTRO S.H.	ARG/08/030-INV.16631	96,490.00
Argentina	CHIABUDINI CASTRO S.H.	ARG/08/030-INV.17473	103,930.00
Argentina	HUMO ROJO S.A.	ARG/08/030-INV.18	55,740.00
Argentina	NEO SOPORTE EMPRESARIO SA	ARG/08/030-INV.18-19	353,780.00
Argentina	EXCELLENCE SERVICIOS S.A.	ARG/08/030-INV.18-21-24	431,270.00
Argentina	HUMO ROJO S.A.	ARG/08/030-INV.20	55,740.00
Argentina	NEO SOPORTE EMPRESARIO SA	ARG/08/030-INV.20-21	353,780.00
Argentina	CALLMED SA	ARG/08/030-INV.22	141,530.00
Argentina	NEO SOPORTE EMPRESARIO SA	ARG/08/030-INV.22-23	352,110.00
Argentina	HUMO ROJO S.A.	ARG/08/030-INV.23	169,940.00
Argentina	HUMO ROJO S.A.	ARG/08/030-INV.24	54,830.00
Argentina	EXCELLENCE SERVICIOS S.A.	ARG/08/030-INV.25-27-30	555,870.00
Argentina	KODAK ARGENTINA S.A.I.C.	ARG/08/030-INV.25474	87,300.00
Argentina	HUMO ROJO S.A.	ARG/08/030-INV.26-27	167,860.00
Argentina	HUMO ROJO S.A.	ARG/08/030-INV.28	112,750.00
Argentina	HUMO ROJO S.A.	ARG/08/030-INV.29	111,130.00
Argentina	HUMO ROJO S.A.	ARG/08/030-INV.30	110,600.00
Argentina	HUMO ROJO S.A.	ARG/08/030-INV.31	110,070.00
Argentina	EXCELLENCE SERVICIOS S.A.	ARG/08/030-INV.31	99,860.00
Argentina	CALLMED SA	ARG/08/030-INV.34	97,200.00
Argentina	EXCELLENCE SERVICIOS S.A.	ARG/08/030-INV.35	307,820.00
Argentina	GMS SA	ARG/08/030-INV.364	520,850.00
Argentina	EXCELLENCE SERVICIOS S.A.	ARG/08/030-INV.37	98,220.00
Argentina	EUROCALCOGRAFICA SA	ARG/08/030-INV.39	177,760.00
Argentina	EXCELLENCE SERVICIOS S.A.	ARG/08/030-INV.39	97,740.00
Argentina	NEO SOPORTE EMPRESARIO SA	ARG/08/030-INV.4	166,470.00
Argentina	PAPER U SRL	ARG/08/030-INV.4	63,410.00
Argentina	CALLMED SA	ARG/08/030-INV.41	462,010.00
Argentina	EXCELLENCE SERVICIOS S.A.	ARG/08/030-INV.41	204,210.00
Argentina	AGEN SA	ARG/08/030-INV.44	79,570.00
Argentina	EXCELLENCE SERVICIOS S.A.	ARG/08/030-INV.45	200,310.00
Argentina	EXCELLENCE SERVICIOS S.A.	ARG/08/030-INV.46	199,350.00
Argentina	EXCELLENCE SERVICIOS S.A.	ARG/08/030-INV.48	198,410.00
Argentina	EUROCALCOGRAFICA SA	ARG/08/030-INV.5	898,400.00
Argentina	DISEGNA SA	ARG/08/030-INV.5	547,740.00
Argentina	NEO SOPORTE EMPRESARIO SA	ARG/08/030-INV.5	165,110.00
Argentina	MAGNA CONSULT SA	ARG/08/030-INV.5	124,110.00
Argentina	FICOMAT SA	ARG/08/030-INV.5	96,000.00
Argentina	NEO SOPORTE EMPRESARIO SA	ARG/08/030-INV.6	165,110.00
Argentina	DINATECH S.A.	ARG/08/030-INV.6858	113,070.00
Argentina	DINATECH S.A.	ARG/08/030-INV.6967	161,720.00
Argentina	DISEGNA SA	ARG/08/030-INV.7	96,800.00
Argentina	DINATECH S.A.	ARG/08/030-INV.7000	161,720.00
Argentina	DINATECH S.A.	ARG/08/030-INV.7075	159,230.00
Argentina	DINATECH S.A.	ARG/08/030-INV.7135-26-56-7076	222,090.00
Argentina	DINATECH S.A.	ARG/08/030-INV.7237-8-9	43,900.00
Argentina	DINATECH S.A.	ARG/08/030-INV.7249-7266	106,100.00
Argentina	DINATECH S.A.	ARG/08/030-INV.7303	60,830.00
Argentina	DINATECH S.A.	ARG/08/030-INV.7313-7312	121,770.00
Argentina	DINATECH S.A.	ARG/08/030-INV.7372-7357-71	121,770.00
Argentina	DELL AMERICA LATINA CORP.	ARG/08/030-INV.794-877	569,840.00
Argentina	NEO SOPORTE EMPRESARIO SA	ARG/08/030-INV.9	243,830.00
Argentina	COLCAR MERBUS S.A.	ARG/08/030-INV.96	436,740.00
Argentina	GMS SA	ARG/09/006 - INFORME FINAL	125,000.00
Argentina	KODAK ARGENTINA S.A.I.C.	ARG/09/006 - INV.25489	86,480.00
Argentina	KODAK ARGENTINA S.A.I.C.	ARG/09/006-ADJUST VCHR 111583	87,300.00
Argentina	ZOLMACO SRL	ARG/09/006-INV.088	33,680.00
Argentina	UNIVERSIDAD NACIONAL DE SAN MARTIN	ARG/09/006-INV.433	40,660.00
Argentina	ZOLMACO SRL	ARG/09/006-INV.105	33,640.00
Argentina	ZOLMACO SRL	ARG/09/006-INV.130	33,480.00
Argentina	ZOLMACO SRL	ARG/09/006-INV.149	32,840.00
Argentina	ZOLMACO SRL	ARG/09/006-INV.161	32,840.00
Argentina	ZOLMACO SRL	ARG/09/006-INV.177	32,680.00
Argentina	CASTELLI Y ASOCIADOS SRL	ARG/09/006-INV.208	98,500.00
Argentina	GMS SA	ARG/09/006-INV.247	53,270.00
Argentina	KODAK ARGENTINA S.A.I.C.	ARG/09/006-INV.25478	87,300.00
Argentina	GMS SA	ARG/09/006-INV.360	50,480.00
Argentina	UNIVERSIDAD NACIONAL GENERAL SAN MARTIN	ARG/09/006-INV.423	31,230.00
Argentina	UNIVERSIDAD NACIONAL DE SAN MARTIN	ARG/09/006-INV.434	39,650.00
Argentina	UNIVERSIDAD NACIONAL GENERAL SAN MARTIN	ARG/09/006-INV.447	63,980.00
Argentina	ZOLMACO SRL	ARG/09/006-INV.50	34,490.00
Argentina	ZOLMACO SRL	ARG/09/006-INV.56	34,320.00
Argentina	VI DA DIGITAL SA	ARG/09/006-INV.63	236,900.00
Argentina	ZOLMACO SRL	ARG/09/006-INV.69	34,210.00
Argentina	DINATECH S.A.	ARG/10/006 - F91 DINATECH SA	285,140.00
Argentina	DOCUCAX S.A.	ARG/10/006 - INV.5235	299,850.00
Argentina	UTILITY CONSULTING SRL	ARG/10/006 - INV.60	436,320.00
Argentina	DINATECH S.A.	ARG/10/006 - INV.7387	441,980.00
Argentina	EL PERRO EN LA LUNA SRL	ARG/10/006-INV.101	45,710.00
Argentina	EXPOCENTER SA	ARG/10/006-INV.12	289,290.00
Argentina	AIM COMUNICACION SRL	ARG/10/006-INV.1-2-3-4	166,670.00
Argentina	EXPOCENTER SA	ARG/10/006-INV.15	213,840.00
Argentina	INVERSIONES GRAFICAS SA	ARG/10/006-INV.2	356,590.00
Argentina	GURBAN 360 SA	ARG/10/006-INV.29	237,020.00
Argentina	AIM COMUNICACION SRL	ARG/10/006-INV.5-7	41,470.00
Argentina	INVERSIONES GRAFICAS SA	ARG/10/006-INV.6	394,650.00
Argentina	EXPOCENTER SA	ARG/10/006-INV.6	109,520.00
Argentina	CHAMORRO HNOS SA	ARG/10/006-INV.60	85,150.00
Argentina	CHAMORRO HNOS SA	ARG/10/006-INV.65	366,130.00
Argentina	EXPOCENTER SA	ARG/10/006-INV.7	194,540.00
Argentina	EXPOCENTER SA	ARG/10/006-INV.8	195,860.00
Argentina	EL PERRO EN LA LUNA SRL	ARG/10/006-INV.83-84	69,900.00
Argentina	EL PERRO EN LA LUNA SRL	ARG/10/006-INV.88	34,950.00
Argentina	EXPOCENTER SA	ARG/10/006-INV.9	195,860.00
Argentina	EL PERRO EN LA LUNA SRL	ARG/10/006-INV.93	34,950.00
Argentina	EL PERRO EN LA LUNA SRL	ARG/10/006-INV.96	45,930.00
Argentina	MICROSOFT DE ARGENTINA S.A.	ARG/10/008 - INV.26	44,170.00
Argentina	GLD CONSULTORES S.R.L.	ARG/10/008-1833-4-5-9-40-1-3-4	122,590.00
Argentina	GLD CONSULTORES S.R.L.	ARG/10/008-1893-4-5-6-906-7-8	176,380.00
Argentina	GLD CONSULTORES S.R.L.	ARG/10/008-IN.849-50-1-3-4-5-6	97,890.00
Argentina	GLD CONSULTORES S.R.L.	ARG/10/008-IN.859-60-1-3-4-5-8	103,340.00
Argentina	MICROSOFT DE ARGENTINA S.A.	ARG/10/008-INV.19	176,670.00
Argentina	GRADICOM SA	ARG/10/008-INV.33-34	32,770.00
Argentina	MICROSOFT DE ARGENTINA S.A.	ARG/10/008-INV.7	44,170.00
Argentina	GLD CONSULTORES S.R.L.	ARG/10/008-INV.867-872-873	53,810.00
Argentina	GLD CONSULTORES S.R.L.	ARG/10/008-INV.874-875-877	39,200.00

Major Contracts for Services Placed by Agency During 2011 (Contracts of \$30,000 or more)

AGENCY			Contract Value
Location of Supplier	Name of Contractor	Description of Services	USD
Argentina	GLD CONSULTORES S.R.L.	ARG/10/008-INV.876-80-2-3-4-5	74,590.00
Argentina	SCHLUMBERGER ARGENTINA S.A.	ARG/10/009-INV.691	73,970.00
UNDP Continued			
Argentina	TC MARKETING SA	ARG/10/012 - INV.24	80,190.00
Argentina	CALLMED SA	ARG/10/012 - INV.70	365,090.00
Argentina	LIVEMEDIA SRL	ARG/10/012-INV.1	88,620.00
Argentina	NAROTU SRL	ARG/10/012-INV.1	87,320.00
Argentina	HELP STATION SA	ARG/10/012-INV.1	53,660.00
Argentina	TC MARKETING SA	ARG/10/012-INV.12-13	162,680.00
Argentina	TC MARKETING SA	ARG/10/012-INV.15	80,950.00
Argentina	INSTITUTO DE PUBLICAC. Y ESTADISTICAS SA	ARG/10/012-INV.157	852,440.00
Argentina	TC MARKETING SA	ARG/10/012-INV.18	80,570.00
Argentina	NAROTU SRL	ARG/10/012-INV.2	347,570.00
Argentina	HELP STATION SA	ARG/10/012-INV.2	213,590.00
Argentina	AMFRION SRL	ARG/10/012-INV.3	177,760.00
Argentina	NAROTU SRL	ARG/10/012-INV.3	85,240.00
Argentina	HELP STATION SA	ARG/10/012-INV.3	52,380.00
Argentina	AMFRION SRL	ARG/10/012-INV.4	177,760.00
Argentina	CALLMED SA	ARG/10/012-INV.43	62,630.00
Argentina	INSTITUTO DE PUBLICAC. Y ESTADISTICAS SA	ARG/10/012-INV.4314	702,510.00
Argentina	INSTITUTO DE PUBLICAC. Y ESTADISTICAS SA	ARG/10/012-INV.4355	348,370.00
Argentina	PRINTGROUP ARGENTINA SA	ARG/10/012-INV.467	376,930.00
Argentina	PRINTGROUP ARGENTINA SA	ARG/10/012-INV.473	280,380.00
Argentina	PRINTGROUP ARGENTINA SA	ARG/10/012-INV.477	1,195,010.00
Argentina	CALLMED SA	ARG/10/012-INV.48	249,320.00
Argentina	CAMILETTI MARCELO JULIO	ARG/10/012-INV.485	72,000.00
Argentina	AMFRION SRL	ARG/10/012-INV.5	176,870.00
Argentina	PRATES Y CIA SCA	ARG/10/012-INV.583	33,260.00
Argentina	PRATES Y CIA SCA	ARG/10/012-INV.592	66,040.00
Argentina	PRATES Y CIA SCA	ARG/10/012-INV.599	97,690.00
Argentina	PRATES Y CIA SCA	ARG/10/012-INV.607	38,280.00
Argentina	PRATES Y CIA SCA	ARG/10/012-INV.626	160,900.00
Argentina	AMFRION SRL	ARG/10/012-INV.7	176,290.00
Argentina	JUMP PRODUCCIONES SRL	ARG/10/012-INV.82/83	44,690.00
Argentina	INSTITUTO DE PUBLICAC. Y ESTADISTICAS SA	ARG/10/012-INV.85	1,541,910.00
Argentina	INGHEN SA	ARG/10/012-INV.85	333,640.00
Argentina	INGHEN SA	ARG/10/012-INV.904	273,620.00
Argentina	INGHEN SA	ARG/10/012-INV.937	271,370.00
Argentina	INGHEN SA	ARG/10/012-INV.949	474,890.00
Argentina	ISCOS	ARG04021 ISCOS PAGO FINAL ISCO	39,440.00
Argentina	BECHER Y ASOCIADOS S.R.L.	ARG06001 AUDITORIA 10 BDO CONT	45,610.00
Argentina	CALLMED SA	ARG710/006 - INV.72	247,640.00
Argentina	FUTURE BRAND SA	CONSULTORIA DISENO MARCA PAIS	115,000.00
Argentina	FUTURE BRAND SA	CONSULTORIA DISENO MARCAPAIS	115,000.00
Argentina	FUTURE BRAND SA	CONSULTORIA PARA EL DISENO DE	131,930.00
Argentina	CENTRO DE ESTUDIOS DE POBLACION	ONUSIDA X CENEP 50% contra la	35,630.00
Argentina	FUNDACION BARILOCHE	Segundo pago correspondiente a	30,290.00
Argentina	Horacio Manuel Juan BONEO	SSA contract- To conduct evalu	48,750.00
Armenia	HORATANTSK LLC	Boring of wells for hydrologic	36,520.00
Armenia	FAST TRACK CONSTRUCTION CJSC	E) Energy conservation	48,910.00
Armenia	ANTARES Ltd.	PUBLICATION OF MANUAL	40,270.00
Armenia	BUILDING DEPARTMENT N1 OJSC	Reconstruction of RA national Art	139,510.00
Armenia	BUILDING DEPARTMENT N1 OJSC	Reconstruction of the historic	34,610.00
Armenia	PAREX-GAZ LLC	Renovation of the entrances of	36,570.00
Armenia	AR AND AR DESIGN CONSTRUCTION	Supply and installation of ?ai	36,210.00
Armenia	ARMENIAN PUBLIC RELATIONS ASSOCIATION	Youth Aspirations Survey	42,340.00
Australia	ACTIONAID AUSTRALIA	1st Payment ActionAid - Austra	30,400.00
Australia	ACTIONAID AUSTRALIA	2nd Payment ActionAid Austral	75,430.00
Australia	DAVID ANDREW ASHWELL	2nd Payment SSA/2010/06/089	32,230.00
Australia	ANU ENTERPRISE PTY LTD	3rd payment (deliverable 4-6)	118,800.00
Australia	ADAM FFORDE AND ASSOCIATE P/L	4thPmt-Contract 05/PPPEdu2009	39,500.00
Australia	Mark Aiken	Consultancy fees Mark Aiken Ro	47,190.00
Australia	Tim Molesworth	Consultant Fees	51,250.00
Australia	ANU ENTERPRISE PTY LTD	Deliverable 10	39,600.00
Australia	ANU ENTERPRISE PTY LTD	Deliverable 11 (final report)	168,110.00
Australia	ANU ENTERPRISE PTY LTD	Deliverable 7,8,9	118,800.00
Australia	ADEA POWER CONSULTING PTY LTD	E) Electric & electr. engineer	240,500.00
Australia	ADEA POWER CONSULTING PTY LTD	E) Facilities management	177,710.00
Australia	ADEA POWER CONSULTING PTY LTD	E) Intl Consultants-Technical	44,520.00
Australia	CLANCY, MICHAEL	E) Intl Consultants-Technical	32,400.00
Australia	ECO KINETICS GROUP PTY LTD	EcoKineti_INV_10771_US80930.49	80,930.00
Australia	ECO KINETICS GROUP PTY LTD	ECOKINETICS_30% PYMT	80,930.00
Australia	ECO KINETICS GROUP PTY LTD	EcoKinetics_RDP_US80930.49	80,930.00
Australia	UNITED NATIONS INDUSTRIAL DEVELOPMENT OR	equipe projet	36,000.00
Australia	CHRISTOPHER WILLIAM	Expense Distribution	300,000.00
Australia	Small World Stories	IYV+10 Audio-Visual Products	68,500.00
Australia	Mark Aiken	Mark Aiken Consultancy Fees EC	36,300.00
Australia	Mark Aiken	Mark Aiken Consultancy Fees SP	36,300.00
Australia	BELINDA ANNE MERICOURT	Monthly payment, Int'l Consultant o	42,000.00
Australia	GHD Pty Ltd	payment to GHD: 2nd Installment (60	125,950.00
Australia	GHD Pty Ltd	payment to GHD: Last Installment (3	62,980.00
Australia	GHD Pty Ltd	payment to GHD:2nd Installmen	125,950.00
Australia	SIMON ALEXIS FINLEY	Payment to Mr. Simon Alexis Finley	54,210.00
Australia	PETER EDWARD MANN	Peter Salary Jan & Feb 2011	45,060.00
Australia	Ian Cyril Porter	S) Intl Consultants - Support	40,000.00
Australia	SILVANA PUIZINA	S) Intl Consultants-Technical	50,000.00
Australia	MORRICE ADRIAN JAMES	S) Intl Consultants-Technical	38,350.00
Australia	ADEA POWER CONSULTING PTY LTD	Services of an International S	39,630.00
Australia	DANIEL JAMES COOPER	SSA #2009/166, Mr. Daniel Cooper Ad	33,000.00
Australia	DANIEL JAMES COOPER	SSA cost RCSP to Core	35,560.00
Austria	INTERNATIONAL CENTRE FOR MIGRATION POLI	E) Training and development	478,110.00
Austria	Energy Changes Projektenwicklung GMBH	Expense Distribution	336,490.00
Austria	UNITED NATIONS OFFICE ON DRUGS AND CRIME	Expense Distribution	100,000.00
Austria	ICMPD INTL CENTRE FOR MIGRATION POLICY	Project Cooperation Agreement	33,890.00
Austria	UNIDO	S) Development assistance	327,420.00
Austria	AUSTRIA CENTER VIENNA	UNDG Knowledge Fair 2010 Contr	32,700.00
Azerbaijan	SINAM MMC	Development of software for cr	75,000.00
Azerbaijan	SINAM MMC	E) IT Installation	32,570.00
Azerbaijan	Aira LLC	E) Management information syst	266,000.00
Azerbaijan	New Tech LLC	E) Network routers	37,080.00
Azerbaijan	NTC LLC	E) Software (license)	77,630.00
Azerbaijan	SINAM MMC	E) Software Internal Developed	870,600.00
Azerbaijan	NTC LLC	E) Software Internal Developed	304,730.00
Azerbaijan	Aira LLC	E) System administration for C	88,670.00
Azerbaijan	Aira LLC	Payment to "AIRA" LLC for tran	266,000.00
Azerbaijan	Aira LLC	recharge from GOVT to TRAC	270,000.00
Azerbaijan	HTC LLC	Third payment to "HTC"LLC-to b	221,000.00
Azerbaijan	M-In?aatq? LTD MMC	training building	120,000.00
Bahrain	Effects Graphics	Media Campaign for Mainstreami	32,790.00
Bangladesh	Madaripur Legal Aid Association	10% of total budget -2nd insta	295,890.00
Bangladesh	Wave Foundation	1st Installment 20% of the Fir	108,670.00
Bangladesh	Data Management Aid	1st Installment paid for Base	35,800.00
Bangladesh	Bangladesh Legal Aid and Services Trust	1st Installment: 20% of the Fi	119,260.00
Bangladesh	Data Management Aid	2 nd Installment	35,800.00

Major Contracts for Services Placed by Agency During 2011 (Contracts of \$30,000 or more)

AGENCY			Contract Value
Location of Supplier	Name of Contractor	Description of Services	USD
Bangladesh	Tech Valley Solutions Limited	20 % Signing Amount (advance)	85,630.00
Bangladesh	SHUSHILAN	20% Advance Payment (1st Insta	49,630.00
UNDP Continued			
Bangladesh	SHUSHILAN	20% Advance payment(1st instal	56,840.00
Bangladesh	SHUSHILAN	20% Final payment for Professi	54,040.00
Bangladesh	UTTARAN	20% of Total Amount upon achie	66,700.00
Bangladesh	Wave Foundation	2nd Advance 15% of 1st Year Bu	81,230.00
Bangladesh	Bangladesh Legal Aid and Services Trust	2nd Advance 15% of the first Y	90,900.00
Bangladesh	Wave Foundation	2nd Installment 20% of First Y	106,290.00
Bangladesh	BRAC	2nd Installment 38.57%	59,000.00
Bangladesh	Bangladesh Legal Aid and Services Trust	2nd Installment: 20% of the fi	116,810.00
Bangladesh	SHUSHILAN	2nd phase payment aganist prof	58,010.00
Bangladesh	Data Management Aid	3 rd Installment	35,800.00
Bangladesh	Bangladesh Sangbad Sangstha (BSS)	3rd and 4th Installment	34,460.00
Bangladesh	HileHili Education&Social Dev.Foundation	3rd Installment (Period April	36,870.00
Bangladesh	SAJIDA FOUNDATION	3rd installment payment of Kha	64,250.00
Bangladesh	SAJIDA FOUNDATION	3rd installment payment of Ran	102,570.00
Bangladesh	Extreme Exhibition & Event Solution Ltd.	40% upon successful completion	43,960.00
Bangladesh	Data Management Aid	4th Installment	35,800.00
Bangladesh	UTTARAN	60% of Total Amount upon achie	203,740.00
Bangladesh	SHUSHILAN	60% Payment (2nd Installment)	146,770.00
Bangladesh	Dev. Research Education & Management	60% Payment (2nd Installment)	57,590.00
Bangladesh	SHUSHILAN	60% Payment(2nd installment) f	168,100.00
Bangladesh	SAJIDA FOUNDATION	A Consortium of International	83,910.00
Bangladesh	SAJIDA FOUNDATION	A Consortium of International/Natio	121,940.00
Bangladesh	Concern Worldwide	Addressing issues of Homeless	52,600.00
Bangladesh	ADIVASI UNNAYAN KENDRA (CIPD)	Adivasi Unnayan Kendra (CIPD)	47,570.00
Bangladesh	UTTARAN	Advance Payment-20% of Total A	68,890.00
Bangladesh	SAJIDA FOUNDATION	After submission and acceptanc	336,820.00
Bangladesh	ASSISTANCE FOR THE LIVELIHOOD OF THE	Assistance for the livelyhood	42,240.00
Bangladesh	M/S. M. L. B. Construction	Bamboo	60,320.00
Bangladesh	Bangladesh Legal Aid and Services Trust	BLAST Advance Payment 5% of 1s	30,300.00
Bangladesh	International Union for Conservation	Completion of activities under	30,820.00
Bangladesh	Tiger IT Bangladesh Ltd.	Data Migration from MySQL to O	64,270.00
Bangladesh	Bangladesh Computer Council	Divisional Innovation Fair_'11	40,030.00
Bangladesh	Eco-Social Development Organization	E) Training and development	180,740.00
Bangladesh	Eco-Social Development Organization	ESDO sub-grant for Rajshahi di	296,950.00
Bangladesh	Eco-Social Development Organization	ESDO Subgrant for Rajshahi Div	475,490.00
Bangladesh	Coastal Afforestation in Bangladesh	Expense Distribution	626,510.00
Bangladesh	MSU-CDMP	Expense Distribution	553,570.00
Bangladesh	Strengthening Flood Forecasting & Warning	Expense Distribution	125,480.00
Bangladesh	Support to the Dept. of Environment's	Expense Distribution	70,000.00
Bangladesh	Disaster & Climate Risk Management of	Expense Distribution	49,120.00
Bangladesh	Disaster and Climate Risk Management	Expense Distribution	36,330.00
Bangladesh	E-Zone HRM Limited	Final Installment (20%)	40,150.00
Bangladesh	Z M International	Final Payment	59,680.00
Bangladesh	Data Management Aid	Final Payment for Base line Su	35,800.00
Bangladesh	SHUSHILAN	Final Payment for Professional	47,180.00
Bangladesh	IBCS-PRIMAX Software (Bangladesh) Ltd.	Fourth installment (25%) ? thi	37,690.00
Bangladesh	GRAUS (GRAM UNNAYON SANGATHON)	Gram Unnayan Sangathon 2nd ins	39,220.00
Bangladesh	GRAUS (GRAM UNNAYON SANGATHON)	Gram Unnayan Sangathon 2nd installm	39,940.00
Bangladesh	GRAUS (GRAM UNNAYON SANGATHON)	Gram Unnayan Sangathon, 2nd in	37,310.00
Bangladesh	HileHili Education&Social Dev.Foundation	Hilehili Education & Social De	49,260.00
Bangladesh	HileHili Education&Social Dev.Foundation	Hilehili_Baghaichari_5 Months	31,270.00
Bangladesh	HPMP PREPARATION FUND-UNDP COMPONENT	HPMP Prep. Bangladesh	50,000.00
Bangladesh	KHAGRAPUR MOHILA KALYAN SAMITY	Khagrapur Mohila Kalyan Samity	30,940.00
Bangladesh	Department of Agricultural Extension	LOA-DAE: 1st installment 2011	464,550.00
Bangladesh	Strengthening Professional Skills and	LOA-GSB-1st inst. 2011	41,320.00
Bangladesh	N.Z. EKATA MOHILA SAMITI	N.Z Ekata ,2nd installment fro	36,660.00
Bangladesh	Tech Valley Computers Ltd.	Network Switch 24 port, 10/100	46,510.00
Bangladesh	Secretary, Ministry of Information, BGD	newsletter,dist. inform etc.	39,390.00
Bangladesh	Urban Partnerships for Poverty Reduction	NEX Adv. Adjuste May'11	30,400.00
Bangladesh	PHED Engineering & Construction Co	Office renovation at 19th floor	83,150.00
Bangladesh	PHED Engineering & Construction Co	Office renovation at 19th floor IDB	48,450.00
Bangladesh	International Union for Conservation	On signing of contract	30,400.00
Bangladesh	New Century	Payment for Office Rent for A2	56,250.00
Bangladesh	Z M International	Payment for the services on el	30,840.00
Bangladesh	Z M International	Payment for the services on electio	31,400.00
Bangladesh	TRINAMUL UNNAYAN SANGSTHA	Payment of Trinamul (Sub-Contr	30,360.00
Bangladesh	Popular Color & Printing Ltd	Printing of Books for DMB on S	55,220.00
Bangladesh	JAHANZEB SHAMS CHOWDHURY	S) Intl Consultants-Technical	49,770.00
Bangladesh	Better Stories Ltd.	S) IT Installation	56,320.00
Bangladesh	E-Zone HRM Limited	Second Installment (20%)	79,750.00
Bangladesh	IBCS-PRIMAX Software (Bangladesh) Ltd.	Second installment (25%) ? fir	37,890.00
Bangladesh	Centre for Urban Studies (CUS),	Services Mapping Urban Poor Se	34,380.00
Bangladesh	M/S. Shah Monir Enterprise	Shelter Kit	285,400.00
Bangladesh	Shining Hill	Shining Hill 2nd installment f	32,180.00
Bangladesh	Strategic Actions Society (SAS)	Strategic Actions Society (SA	31,650.00
Bangladesh	Strategic Actions Society (SAS)	Strategic Actions Society (SAS)	40,450.00
Bangladesh	Strategic Actions Society (SAS)	Strategic Actions Society (SAS), 2n	41,200.00
Bangladesh	TAUNGYA	Taungya 2nd installment, from	32,790.00
Bangladesh	E-Zone HRM Limited	Third Installment (20%)	79,750.00
Bangladesh	IBCS-PRIMAX Software (Bangladesh) Ltd.	Third installment (25%) ? seco	37,890.00
Bangladesh	MYSTIC	Third Phase (40%)(Payment upon	158,700.00
Bangladesh	TRINAMUL UNNAYAN SANGSTHA	Trinamul Unnayan Sangstha_23 A	35,840.00
Bangladesh	Bangladesh Computer Council	UISC Training Courses	32,110.00
Bangladesh	ZABARANG KALYAN SAMITY	Zabarang Kalyan Samity ,2nd in	33,990.00
Bangladesh	ZABARANG KALYAN SAMITY	Zabarang Kalyan Samity ,2nd install	34,610.00
Belarus	BELARUSSIAN ASSOCIATION OF CLUBS UNESKO	73353/FIN REP 1 QR	45,140.00
Belarus	POZITIVNOE DVIZHENIE BOO	73353/FIN REP 1QR	175,100.00
Belarus	POZITIVNOE DVIZHENIE BOO	73353/FIN REPORT Q2	162,730.00
Belarus	BELARUSSIAN ASSOCIATION OF CLUBS UNESKO	73353/FIN REPORT Q2	39,140.00
Belarus	BELARUSSIAN ASSOCIATION OF CLUBS UNESKO	73353/FIN REPORT Q3	42,620.00
Belarus	KUREICHYK ANDREI ULADZIMIRAVICH	76047/Scriptwriter/Kureichyk	32,000.00
Belarus	CISCO SYSTEMS INTERNATIONAL B.V.	CISCO Equipment Purchase for C	97,880.00
Belarus	RAD-ZASHITA OOO	Construction design services on cur	57,900.00
Belarus	POZITIVNOE DVIZHENIE BOO	Expense Distribution	181,770.00
Belgium	EURADA ASBL	3rd installment EURADA contrac	40,000.00
Belgium	COFINIMMO	Expense Distribution	570,350.00
Belgium	Cofinimmo Services	Expense Distribution	33,130.00
Belgium	INTERNATIONAL ORGANIZATION FOR MIGRATION	final paymt IOM RLA Riallant	153,360.00
Belgium	ILO BRUSSELS	ILO / JMDI	48,620.00
Belgium	INTERNATIONAL ORGANIZATION FOR MIGRATION	IOM / JMDI	97,250.00
Belgium	VANBREDA INTERNATIONAL	J. VAN BREDA Abr - Jun 2011 00	39,630.00
Belgium	VANBREDA INTERNATIONAL	J. VAN BREDA JAN - MAR 2011 00	38,340.00
Belgium	VANBREDA INTERNATIONAL	J. VAN BREDA JUL - SEP 2011 00	39,890.00
Belgium	B.D.C INTERNATIONAL S.A.	LAB. SUPPLY	35,640.00
Belgium	CTB-BTC	LET ACCORD PNUD & MIN INTER	2,800,000.00
Belgium	DHL INTERNATIONAL	POUCH EXP	37,860.00
Belgium	INTERNATIONAL ORGANIZATION FOR MIGRATION	Provision of focal point servi	113,550.00
Belgium	MUSANGU KAMINA NTENDA	S) Intl Consultants - Support	33,000.00
Belgium	BROCHE PATRICK GEORGES	S) Intl Consultants-Technical	96,000.00
Belgium	VEERLE BOODTS	S) Intl Consultants-Technical	60,000.00
Belgium	FILIP WARNANTS	S) Intl Consultants-Technical	36,300.00

Major Contracts for Services Placed by Agency During 2011 (Contracts of \$30,000 or more)

AGENCY			Contract Value
Location of Supplier	Name of Contractor	Description of Services	USD
Belgium	MICHEL KENSER	S) Intl Consultants-Technical	31,500.00
Belgium	B.D.C INTERNATIONAL S.A.	SPARE PARTS FOR LAB. EQUIPMENT	30,120.00
UNDP Continued			
Belgium	TOYOTA GIBRALTAR STOCKHOLDINGS LTD	Toyota Land Cruiser Hardtop 5	48,640.00
Belgium	VANBREDA INTERNATIONAL	VanBreda Ins.Premium-PRU	38,080.00
Belize	JAN CORNELIS MEERMAN	3rd payment of contract (1st p	40,600.00
Benin	BUREAU D'EVALUATION DES POLITIQUES PUBLI	60%CONTRAT 01/PADC	33,610.00
Benin	FECECAM-BENIN	Agents CNT mars-avril 2010	222,750.00
Benin	AGIRE SARL	DCPTE N° LOT 11 AEV WASSA /PHV	42,220.00
Benin	GROUPEMENT GENERTEL GROUPE/C2E	Décompte N°1 Groupement Gener	72,200.00
Benin	AFRICA SOLAR ENERGY SARL	DECOMPTE N°1 AEV FETEKOU KEROU	67,270.00
Benin	AGIRE SARL	DECOMPTE N°1 AEV PABEGOU/PHV L	40,010.00
Benin	GTC	DECOMPTE N°2 GTC /PHV	65,480.00
Benin	SOCIETE VIRADA SARL	DECOMPTE N°2 LOT 4 AEV/PHV	65,870.00
Benin	Gbeho Sègla Claude Houinato	DEMANDE AVCE PAIX HCGC	41,440.00
Benin	ENNOV	Dernier paiement avec une déduction	57,160.00
Benin	ETS Esperance 2001	E) Public structures	37,690.00
Benin	International Building and Trade (IBT)	Facture définitive IBT	66,050.00
Benin	ERICE H. GBOGBLENOU	FRAIS DEPLACEMENT VNUS	52,820.00
Benin	BETRA-BTP	GTC DECOMPTE N°3 GTC/PHV	61,910.00
Benin	FECECAM-BENIN	Indemnités affichage LEIP	781,760.00
Benin	FECECAM-BENIN	Indemnités Agents ratissage	1,315,960.00
Benin	FECECAM-BENIN	Indemnités délivrance cartes	817,190.00
Benin	FECECAM-BENIN	Indemnités prorogation Nord	87,900.00
Benin	ETS CEPHAS & COMPAGNIE	LOCATION DE BUS (DIFFERENTES	36,440.00
Benin	ETS SCHEKINA TRANSPORT	Locations Déc 10-Fév 11	78,330.00
Benin	GO AFRICA SARL	Matériel et consom. informatiq	124,080.00
Benin	PRODICOM INTER SARL	Matériel et consom. Informatiq	185,490.00
Benin	SONGHAI CENTER	MEALS & ACCOMMODATIOIN	86,000.00
Benin	FECECAM-BENIN	Paiement agents appui CNT	215,460.00
Benin	FECECAM-BENIN	Paiement Personnel Atacora-Don	476,890.00
Benin	PROTCOLE N 002/2011/PADC-OMD (MDAEP)	protocole 2/MDEAP	32,900.00
Benin	BETON SERVICES SARL	Réfection CPADD Facture N°4 Be	195,170.00
Benin	International Building and Trade (IBT)	Règlement F.N°002 IBT	58,560.00
Benin	BETON SERVICES SARL	Règlement fact N°1 Beton servi	122,380.00
Benin	COMMISSION POLITIQUE DE SUPERVISION	Rembours avances Cent Collecte	109,970.00
Benin	GTC	Rgmt F. N°3 AEV /PHV	69,050.00
Benin	DEGBE SYLVAIN THEODULE	S) Intl Consultants-Technical	60,130.00
Benin	SOCIETE CANAL-EAU SARL	S) Local Consultants-Support (90,260.00
Benin	BETON SERVICES SARL	S) Local Consultants-Technical	132,480.00
Benin	ESSOR	S) Local Consultants-Technical	54,490.00
Benin	SOBEC-BTP SARL	S) Storage	87,190.00
Benin	ETS R.C.B.	S) Storage	81,380.00
Benin	AFRICA SOLAR ENERGY SARL	S) Storage	80,760.00
Benin	GROUPEMENT GENERTEL GROUPE/C2E	S) Storage	64,870.00
Benin	BETRA-BTP	S) Storage	53,340.00
Benin	EXIMPORT-MAA BTP	S) Storage	46,760.00
Benin	ENNOV	S) Temporary admin. assistance	110,330.00
Bhutan	Budget Fund Account	1st Qtr FACE Food Security-MoA	51,560.00
Bhutan	Budget Fund Account	1st Qtr FR GLOF-DOE 2011-ADA	105,920.00
Bhutan	Budget Fund Account	2nd Qtr Advance, MoAF, Horti	57,320.00
Bhutan	Budget Fund Account	2nd Qtr FACE Food - MoA	51,790.00
Bhutan	Budget Fund Account	2nd Qtr intermFR-GLOF-DOE 2011	378,410.00
Bhutan	Budget Fund Account	4th Qtr interm(GLOF-DOE-GEF-B	129,340.00
Bhutan	Budget Fund Account	4th Qtr interimFR(GLOF-DGM-GEF	200,600.00
Bhutan	Budget Fund Account	4thQtr interimFR(GLOF-DOE-ADA)	65,860.00
Bhutan	UNDP Bhutan	common services UNDP 2011	31,080.00
Bhutan	Budget Fund Account	Expense Distribution	37,230.00
Bhutan	Budget Fund Account	to Cancel VID # 19388	50,890.00
Bolivia	JIMENA SAAVEDRA GUTIERREZ	ALQUILER PNUD 2011	179,940.00
Bolivia	CENTRO DE ESTUDIOS Y PROYECTOS SRL	Contratación de una consultora	46,430.00
Bolivia	CAROL MARITZA OROZCO FRANCAHS	DESEMBOLSO DE FONDOS PARA PAGO	44,890.00
Bolivia	ADRA BOLIVIA	E) Desktop computers	37,240.00
Bolivia	SNV BOLIVIA	E) Primer desembolso PNUD-SNV/	500,000.00
Bolivia	Paola BARRAGAN MONTES DE OCA	Fees: 62 days / 550\$. 1 September -	34,100.00
Bolivia	CENTRO DE ESTUDIOS Y PROYECTOS SRL	Informe final	36,990.00
Bolivia	CUENTA UNICA DEL TESORO	JV 72660 2da Rend 1er Desembol	45,580.00
Bolivia	JIMENA SAAVEDRA GUTIERREZ	JV ALQUILER PNUD - REASIGNACIO	79,080.00
Bolivia	CUENTA UNICA DEL TESORO	JV BOL/72013/HACT oct-dic/10	84,210.00
Bolivia	MOVIMIENTO AL SOCIALISMO	MAS DN RENDICION SEPTIEMBRE JV	37,600.00
Bolivia	DEFENSORIA DEL PUEBLO	Rendición Anticipo 2011	100,150.00
Bolivia	ORG. ELECTORAL PLUR. TRIBUNAL SUP. ELECT	Rendición anticipo may-jun/11	311,100.00
Bosnia	RAFTING KLUB KANJON	2nd payment as per the MGCA	41,270.00
Bosnia	HERCEG DOO SREBRENK	2nd Tranche Payment	31,450.00
Bosnia	RP PROMEKS DOO	2nd Tranche Payment - UNDP	30,460.00
Bosnia	GRADNJA INVEST 2 DOO	2nd Tranche Payment UNDP	31,510.00
Bosnia	MASINSKI FAKULTET UNIVERZITET U SARAJEVU	Basic training	35,290.00
Bosnia	JAFFA COMMERCE	Co-financing Jaffa Commerce -	60,000.00
Bosnia	TB INZENJERING	Construction of asphalt road t	68,880.00
Bosnia	SIMING TRADE	Construction works in Gacko LO	75,630.00
Bosnia	SIMING TRADE	Construction works in Gacko LOT 1	82,430.00
Bosnia	OKAC DOO	Construction works in Gorazde	47,450.00
Bosnia	AMITEA DOO	Construction works in Stolac L	46,040.00
Bosnia	GOREKS MM	Construction works on building	42,840.00
Bosnia	NEDZAD MULALIC	correct VR ID 97530	59,220.00
Bosnia	UNIS GROUP	Demilitarisation of 14 721 pie	32,310.00
Bosnia	UNIS GROUP	Disposal of cluster bombs Orka	30,440.00
Bosnia	UNIS GROUP	Disposal of counter-armour mun	86,550.00
Bosnia	TEHNOGRAD DOO	Dragodol/Tusanj - heating syst	95,140.00
Bosnia	DZENA DOO	Dzena, Construction Works, PP	39,490.00
Bosnia	AGROMONT DOO ROGATICA	E) Agricultural machinery & eq	38,000.00
Bosnia	CLIMA TRADE DOO	E) Boiler maintenance	50,370.00
Bosnia	KONSTRUKTOR DOO	E) Commercial construction	87,480.00
Bosnia	DEVELOPMENT STUDIO DOO	E) Communication Service	33,180.00
Bosnia	AGENCIJA BODYGUARD FILEKOVIC	E) Electric & electr. engineer	39,010.00
Bosnia	DELING DOO	E) Electric utilities	65,600.00
Bosnia	PROGRES DOO BRATUNAC	E) Farm building construction	51,150.00
Bosnia	CLIMA TRADE DOO	E) Heating	35,410.00
Bosnia	UXB BALKANS DOO	E) Mechanical engineering	430,820.00
Bosnia	UNIS GROUP	E) Mechanical engineering	363,270.00
Bosnia	AMMSOL DOO	E) Mechanical engineering	101,220.00
Bosnia	TB INZENJERING	E) Road maintenance or repairs	90,570.00
Bosnia	IZGRADNJA DOO	E) Road maintenance or repairs	39,610.00
Bosnia	AD ZVORNIK PUTEVI	E) Road maintenance or repairs	34,290.00
Bosnia	KALIMAN COMPANY DOO	E) Septic system construction	42,000.00
Bosnia	PROGRES DOO BRATUNAC	E) Utility building constructi	34,190.00
Bosnia	GOREKS MM	E) Utility building constructi	31,770.00
Bosnia	KRIPTOS DOO	E) Water	41,700.00
Bosnia	KALIMAN COMPANY DOO	E) Water and sewer utilities	117,610.00
Bosnia	FALCON DOO	Electric material for Nevesinj	32,610.00
Bosnia	MY MEDICO	First delivery of urine screen	30,660.00
Bosnia	MY MEDICO	First delivery of urine screening t	30,710.00
Bosnia	ZIRA DOO	First installment	43,180.00
Bosnia	ENERGOTEHNIKA DOO	Fourth installment	35,490.00

Major Contracts for Services Placed by Agency During 2011 (Contracts of \$30,000 or more)

AGENCY			Contract Value
Location of Supplier	Name of Contractor	Description of Services	USD
Bosnia	VODOVOD I KANALIZACIJA ISTOCNO SARAJEVO	inv# 684-K/11	124,910.00
Bosnia	VODOVOD I KANALIZACIJA GRACANICA	inv#001-204/2011	33,640.00
UNDP Continued			
Bosnia	TERRA BIH DOO	inv#098BSP110026 - UNDP	68,200.00
Bosnia	KOMUNALNO DOO BOSANSKI PETROVAC	inv#163/2011	52,370.00
Bosnia	PRED ZA VODOVO I KANAL 15 APRIL VISEGRAD	inv#2850/11	32,270.00
Bosnia	VODOVOD I KANALIZACIJA ISTOCNO SARAJEVO	inv#769K/11	32,060.00
Bosnia	TG FERIMPORT DOO	inv#855/11	31,460.00
Bosnia	SARA UDRUZENJE MLADIH I ZENA	LEAP - NGO Grant (3)	41,010.00
Bosnia	BOSNA S OIL SERVICES COMPANY	LEAP Technical Ass. LOT 1	36,480.00
Bosnia	UDRUZENJE CENTAR ZA RAZVOJ I PODRSKU	LEAP Technical Ass. LOT 2	119,650.00
Bosnia	TERRA BIH DOO	Mini backhoe loader UNDP	37,130.00
Bosnia	L&M COMMERCE doo	Payment of 2nd Tranche	30,010.00
Bosnia	ITC DOO	Payment of UNDP Tranche	35,740.00
Bosnia	ENERGOMONT DOO	Payment UNDP	41,330.00
Bosnia	KLIMOTEHNA DOO	Procurement of cooling chamber	48,870.00
Bosnia	KLIMOTEHNA DOO	Procurement of cooling chamber in l	51,120.00
Bosnia	AD ZVORNIK PUTEVI	Reconstruction and asphalt pav	116,790.00
Bosnia	AD ZVORNIK PUTEVI	Reconstruction and paving the	133,570.00
Bosnia	HERING DD ZA PROJEKTOVANJE I GRADITELJST	Reconstruction of the Spanish	111,760.00
Bosnia	SF INZENJERING	Replacement and reconstruction	56,960.00
Bosnia	AD ZVORNIK PUTEVI	Road recon - Metaljka	144,930.00
Bosnia	AD ZVORNIK PUTEVI	Road recon - Rasevo	31,130.00
Bosnia	BBDO MARKETING AGENCY	S) Advertising agency services	65,550.00
Bosnia	ZTC BANJA VRUCICA A.D.	S) Conference organizing servi	80,980.00
Bosnia	SELA DOO	S) Development assistance	387,600.00
Bosnia	AM MEDJUGORJE DOO	S) Development assistance	56,110.00
Bosnia	Edin Salihodzic	S) Intl Consultants - Support	34,330.00
Bosnia	ZIRA DOO	Second installment	124,360.00
Bosnia	ELNOS BL	Supply of electric material an	62,620.00
Bosnia	DIAM DOO	Supply of electric material an	45,540.00
Bosnia	UXB BALKANS DOO	Transport and disposal of air	50,330.00
Bosnia	FEROELEKTRO	UNDP rent 1st qtr11	41,420.00
Bosnia	FEROELEKTRO	UNDP rent 2nd qtr11	44,370.00
Bosnia	FEROELEKTRO	UNDP rent 3rd qtr 2011	45,650.00
Bosnia	FEROELEKTRO	UNDP rent 4th qtr11	44,900.00
Bosnia	VODING 92 DOO	Voding 92 Bijeljina - 2nd paym	80,170.00
Bosnia	VODING 92 DOO	Voding 92 Bijeljina - 3rd paym	81,460.00
Bosnia	VODING 92 DOO	Voding 92 Bijeljina - Final pa	80,520.00
Botswana	GERALD AND ASSOCIATE	000129 PROVISION CAR PARK	31,330.00
Botswana	GOVERNMENT OF BOTSWANA	4th qtr 2011 F. Rprt	83,600.00
Botswana	GOVERNMENT OF BOTSWANA	4th Qtr liquidation	33,160.00
Botswana	GOVERNMENT OF BOTSWANA	Advance Settlement	40,250.00
Botswana	THE GRANDPALM HOTEL	Conference facility	45,290.00
Botswana	GOVERNMENT OF BOTSWANA (NACA)	Expense Distribution	723,670.00
Botswana	GOVERNMENT OF BOTSWANA	Expense Distribution	336,200.00
Botswana	UNIVERSITY OF BOTSWANA	Expense Distribution	60,000.00
Botswana	SKYLINK TRAVEL	S) Air Tickets - Domestic	53,690.00
Botswana	GOVERNMENT OF BOTSWANA (NACA)	salaries	31,180.00
Botswana	GOVERNMENT OF BOTSWANA (NACA)	Salaries	30,510.00
Botswana	INTERNATIONAL POVERTY CENTRE	SERVICE INDUSTRIES	31,660.00
Botswana	PRIMETIME PROPERTY HOLDINGS LIMITED	UNDP REVERSAL	35,000.00
Brazil	ACECO TI LTDA	10% 5TO PROD CTTO DCC-2010-28	379,960.00
Brazil	ACECO TI LTDA	15% 4TO PROD CTTO DCC-2010-28	569,940.00
Brazil	META INSTITUTO DE PESQUISA DE OPINIÃO LT	2ª parcela - Versão Preliminar	78,630.00
Brazil	MARCIA DE ALENCAR ARAUJO	2nd Tranche consultancy Servic	39,160.00
Brazil	ACECO TI LTDA	30% 3ER PROD CTTO DCC-2010-28	1,139,870.00
Brazil	META INSTITUTO DE PESQUISA DE OPINIÃO LT	3ª parcela - Versão Final do e	89,860.00
Brazil	SOMA CONSERVAÇÃO E LIMPEZA LTDA	Armazenagem DF	30,060.00
Brazil	Mudanças cinco estrelas Ltda	Armazenagem e Transporte	73,950.00
Brazil	Mudanças cinco estrelas Ltda	Armazenagem e Transporte.	194,950.00
Brazil	AEROCARGAS TRANSPORTES E LOGISTICA LTDA	Armazenagem MG	66,980.00
Brazil	Mudanças cinco estrelas Ltda	Armazenagem PE	80,900.00
Brazil	Mudanças cinco estrelas Ltda	Armazenagem PR	49,250.00
Brazil	PROL EDITORA GRAFICA LTDA	BRA/00/021 - SUB 1	46,420.00
Brazil	CAPITAL GRAFICA E EDITORA LTDA	BRA/00/021 - SUB 1.2.1	53,700.00
Brazil	CAPITAL GRAFICA E EDITORA LTDA	BRA/00/021 SUB 1.2.1	53,190.00
Brazil	GARDEN TURISMO E EVENTOS LTDA	Capacitações para o Estado do Mato	53,390.00
Brazil	REFRIGERACAO SUDESTE LTDA	Centro de Armazenagem de CFCs	46,630.00
Brazil	Ação Social e Políticas Públicas Ltda.	Coleta de Dados, Manuais, List	48,840.00
Brazil	Ação Social e Políticas Públicas Ltda.	Coleta de Dados, Manuais, Lista de	51,550.00
Brazil	OTAVIO GOMES LUMBA DE OLIVEIRA	CONSULTORIA 2010/2011	61,070.00
Brazil	FÁBIO JOSÉ ESSWEIN	CONTRATAÇÃO CONSULTORIA 2010/11	31,950.00
Brazil	CEZAR ANTONIO COTA	CONTRATAÇÃO CONSULTORIA 2010/2011	61,070.00
Brazil	HENRIQUE DE PAULA BORGES	CONTRATAÇÃO CONSULTORIA 2010/2011	44,380.00
Brazil	RANYFABIO CAVALCANTE DE MACEDO SILVA	CONTRATAÇÃO CONSULTORIA 2010/2011	44,380.00
Brazil	CAMILA ALMEIDA DOS SANTOS	CONTRATAÇÃO CONSULTORIA 2011	57,830.00
Brazil	VOLNEI PORFÍRIO DA SILVA	CONTRATAÇÃO CONSULTORIA 2011	54,220.00
Brazil	ALBERTO LUIZ WANDERLEY	CONTRATAÇÃO CONSULTORIA 2011	51,920.00
Brazil	DENISE REGINA GARRAFIEL	CONTRATAÇÃO CONSULTORIA 2011	50,370.00
Brazil	LUCAS HENRIQUE DE JESUS SIGAKI	CONTRATAÇÃO CONSULTORIA 2011	50,300.00
Brazil	IGOR TEIXEIRA	CONTRATAÇÃO CONSULTORIA 2011	49,700.00
Brazil	BRUNA TERESA MENDES NEIVA	CONTRATAÇÃO CONSULTORIA 2011	49,400.00
Brazil	Sheyla Gomes de Almeida	CONTRATAÇÃO CONSULTORIA 2011	49,380.00
Brazil	OTAVIO DIEL DEVES	CONTRATAÇÃO CONSULTORIA 2011	48,190.00
Brazil	MARIA DO SOCORRO SOARES DE OLIVEIRA	CONTRATAÇÃO CONSULTORIA 2011	48,150.00
Brazil	DANIELA APARECIDA PACÍFICO	CONTRATAÇÃO CONSULTORIA 2011	44,030.00
Brazil	GERALDO PIMENTA DOS REIS NETO	CONTRATAÇÃO CONSULTORIA 2011	43,270.00
Brazil	CAMILA MARQUES VIANA DA SILVA	CONTRATAÇÃO CONSULTORIA 2011	42,620.00
Brazil	LAURO EDILSO BERNARDI	CONTRATAÇÃO CONSULTORIA 2011	41,420.00
Brazil	JOSÉ IDIVAL DE SOUZA	CONTRATAÇÃO CONSULTORIA 2011	39,760.00
Brazil	MAICON LEOPOLDINO DE ANDRADE	CONTRATAÇÃO CONSULTORIA 2011	37,910.00
Brazil	PATRICIA RIBEIRO DE BARROS	CONTRATAÇÃO CONSULTORIA 2011	37,860.00
Brazil	TANIA DE ASSUMPTÃO LEITE	CONTRATAÇÃO CONSULTORIA 2011	36,480.00
Brazil	Valeria Bourguignon Beiriz Monnerat	CONTRATAÇÃO CONSULTORIA 2011	36,480.00
Brazil	JOÃO BATISTA BEGNAMI	CONTRATAÇÃO CONSULTORIA 2011	33,330.00
Brazil	CHRISTIANNE BELINZONI DE CARVALHO	CONTRATAÇÃO CONSULTORIA 2011	32,540.00
Brazil	INSTITUTO DE PESQUISAS ECOLÓGICAS - IPÊ	Contratação de Empresa Especia	37,610.00
Brazil	ILLUMINATI Prod Cinematográficas Ltda	Contratação de empresa para produçã	37,030.00
Brazil	REDE DE DESENVOLV. ENSINO E SOCIEDA	Contratação de instituição p/p	244,710.00
Brazil	FUNDEP - FUNDACAO DE DESENVOLVIMENTO	Contratação de uma instituição de e	227,000.00
Brazil	GARDEN TURISMO E EVENTOS LTDA	Contratar empresa para realiza	30,930.00
Brazil	Associação Escola Sup de Prop. Marketing	Correct fund & donor	70,790.00
Brazil	SOGECO SARL	Décompte 1	33,140.00
Brazil	SAHEL CONSTRUCTION	Décompte 2	49,080.00
Brazil	Associação Escola Sup de Prop. Marketing	Desenvolvimento e instalação d	141,550.00
Brazil	Associação Escola Sup de Prop. Marketing	Desenvolvimento e instalação de amb	210,900.00
Brazil	FLYTOUR BUSINESS TRAVEL VIAG E TUR LTDA	E) Air Tickets - Domestic	31,250.00
Brazil	CONSTRUTORA JI LTDA	E) Commercial structures	48,620.00
Brazil	INSTITUTO MEIO	E) Feasibility studies	64,450.00
Brazil	E.E DE MELO VALENTE	E) Language interpretation	68,970.00
Brazil	SUN & TOUR VIAGENS E EVENTOS LTDA	E) Language Iterpretation	50,640.00
Brazil	FUSP- FUNDACAO DE APOIO À USP	E) Learning-DPKO & Interns	99,420.00
Brazil	FUNDEP - FUNDACAO DE DESENVOLVIMENTO	E) Learning-DPKO & Interns	43,860.00

Major Contracts for Services Placed by Agency During 2011 (Contracts of \$30,000 or more)

AGENCY			Contract Value
Location of Supplier	Name of Contractor	Description of Services	USD
Brazil	CEBRAP CENTRO BRASIL ANALISE	E) Learning-Non DPKO	49,710.00
Brazil	ASSOCIACAO ANTONIO VIEIRA UNISINOS	E) Learning-Non DPKO	45,950.00
UNDP Continued			
Brazil	Centro de Asse. Jur. Pop. Mariana Criola	E) Learning-Non DPKO	45,950.00
Brazil	DBA ENGENHARIA DE SISTEMAS LTDA.	E) Local Consultants-Technical	576,720.00
Brazil	FABIANA FONTES ROCHA	E) Local Consultants-Technical	80,650.00
Brazil	VANESSA DE AMORIM PEREIRA CORTES	E) Local Consultants-Technical	70,270.00
Brazil	Larissa Coelho Squeff	E) Local Consultants-Technical	64,670.00
Brazil	FLÁVIO JOSÉ RODRIGUES DE CASTRO	E) Local Consultants-Technical	60,230.00
Brazil	MARIA DA GRAÇA NÓBILE ANHAIA DE OLIVEIRA	E) Local Consultants-Technical	59,880.00
Brazil	NATHALIE BEGHIN	E) Local Consultants-Technical	59,380.00
Brazil	ANTONIO EDUARDO R. IBARRA	E) Local Consultants-Technical	58,480.00
Brazil	MARGARENE MARIA LIMA BEZERRA	E) Local Consultants-Technical	56,650.00
Brazil	Deborah Albuquerque de Seixas	E) Local Consultants-Technical	56,600.00
Brazil	Anelise Salazar Albuquerque	E) Local Consultants-Technical	54,290.00
Brazil	CRISTIANE FAIAD MOURA	E) Local Consultants-Technical	48,610.00
Brazil	MARCELO GOMES GADELHA	E) Local Consultants-Technical	48,590.00
Brazil	ANDERSON RAFAEL B. NASCIMENTO	E) Local Consultants-Technical	48,140.00
Brazil	KARLA CHRISTIANNE CARDOSO BATISTA	E) Local Consultants-Technical	48,010.00
Brazil	VIVIANE DE SOUZA FERRO	E) Local Consultants-Technical	48,010.00
Brazil	MÔNICA SCHIAVINATTO	E) Local Consultants-Technical	47,570.00
Brazil	FABIANA ARANTES CAMPOS GADÉLHA	E) Local Consultants-Technical	46,880.00
Brazil	Cristiano Pereira Silva	E) Local Consultants-Technical	46,210.00
Brazil	WÂNIA PASINATO	E) Local Consultants-Technical	44,450.00
Brazil	HENRIQUE SILVA MOURA	E) Local Consultants-Technical	43,010.00
Brazil	ROBERTO SANCHES REZENDE	E) Local Consultants-Technical	43,010.00
Brazil	ANDERSON MOTA MORAES	E) Local Consultants-Technical	40,940.00
Brazil	HELIO DE CASTRO LIMA RODRIGUES	E) Local Consultants-Technical	38,010.00
Brazil	CLARISSA GONDIM TEIXEIRA	E) Local Consultants-Technical	37,500.00
Brazil	JAMES RICHARD SILVA SANTOS	E) Local Consultants-Technical	37,500.00
Brazil	ÂNGELA MÁRCIA LOUREIRO PEROCCO	E) Local Consultants-Technical	36,880.00
Brazil	BRUNO CABRAL FRANCA	E) Local Consultants-Technical	36,560.00
Brazil	HUGO MIGUEL PEDRO NUNES	E) Local Consultants-Technical	36,560.00
Brazil	MARCOS ANTONIO STELMO DA SILVA	E) Local Consultants-Technical	36,560.00
Brazil	THAIS DE FREITAS MORAIS	E) Local Consultants-Technical	36,560.00
Brazil	LIGIA ROSA DE REZENDE PIMENTA	E) Local Consultants-Technical	35,940.00
Brazil	LUCIA EILBAUM	E) Local Consultants-Technical	35,680.00
Brazil	FABIANA MAURO	E) Local Consultants-Technical	35,520.00
Brazil	THAIS OLIVEIRA CHITA	E) Local Consultants-Technical	35,090.00
Brazil	DEBORA FORTE TEIXEIRA	E) Local Consultants-Technical	35,000.00
Brazil	SILVIA MARIA VOCI MANILE	E) Local Consultants-Technical	35,000.00
Brazil	GABRIELA SANGHERO LOTTA	E) Local Consultants-Technical	34,340.00
Brazil	Fabio Nogueira Duarte	E) Local Consultants-Technical	33,960.00
Brazil	ANDREA ZIMMERMANN	E) Local Consultants-Technical	33,920.00
Brazil	ELIZABETH LADISLAU DOS SANTOS	E) Local Consultants-Technical	33,420.00
Brazil	ANA MARIA SEGALL CORRÉA	E) Local Consultants-Technical	32,430.00
Brazil	Danielle Almeida Pereira	E) Local Consultants-Technical	32,430.00
Brazil	BARBARA MICHELLE GARCIA FORMOSO	E) Local Consultants-Technical	32,250.00
Brazil	CINTHIA BARROS DOS SANTOS	E) Local Consultants-Technical	31,620.00
Brazil	OLGA VÂNIA MATOSO DE OLIVEIRA	E) Local Consultants-Technical	31,580.00
Brazil	Liandro da Cruz Lindner	E) Local Consultants-Technical	30,190.00
Brazil	CINTIA DE CASTRO VASCONCELOS	E) Local Consultants-Technical	30,180.00
Brazil	Yonaré Flávio de Melo Barros	E) Local Consultants-Technical	30,040.00
Brazil	GO Associados S/S Ltda.	E) Public administration servi	289,670.00
Brazil	Albino Advogados Associados	E) Public administration servi	221,130.00
Brazil	JHE CONSULTORES ASSOCIADOS LTDA	E) Public administration servi	180,070.00
Brazil	Ambiente Brasil Engenharia Ltda.	E) Public administration servi	78,290.00
Brazil	EMATER - RO	E) Rural development services	79,100.00
Brazil	EMPRESA BAIANA DE DESENV.AGRÍCOLA S	E) Rural development services	58,680.00
Brazil	ALESSANDRO S. BANDEIRA COSTA	E) Service Contract	64,860.00
Brazil	ASSOCIAÇÃO CARUARUENSE DE ENSINO SUPERIO	E) Social development	53,760.00
Brazil	FAURGS - Fundacao de Apoio da UFRGS	E) Social development	53,760.00
Brazil	FUNDAÇÃO COORDENACAO DE PROJETOS PESQUIS	E) Social development	53,760.00
Brazil	Fundação Getúlio Vargas	E) Social development	53,760.00
Brazil	FUNDAÇÃO UNIVERSITÁRIA JOSÉ BONIFÁC	E) Social development	53,760.00
Brazil	INSTITUTO DH: PROMOÇÃO, PESQUISA EM DH	E) Social development	53,760.00
Brazil	Pontificia Universidade do RS	E) Social development	53,760.00
Brazil	INSTITUTO SOU DA PAZ	E) Social development	53,650.00
Brazil	ASSOCIAÇÃO CULTURA PESQUISA NOEL ROSA	E) Social development	53,640.00
Brazil	FUNDEP - FUNDAÇÃO DE DESENVOLVIMENTO	E) Social development	53,550.00
Brazil	FUNDAÇÃO INSTITUTO DESENVOLVIMENTO	E) Social development	53,420.00
Brazil	FUNDAÇÃO DE AMPARO A PESQUISA E	E) Social development	53,300.00
Brazil	FUNDAÇÃO DE AMPARO E DESENVOLVIMENT	E) Social development	52,970.00
Brazil	UNIVERSIDADE ESTADUAL DE MONTES	E) Social development	51,610.00
Brazil	ANIS INST. BIOÉTICA DIR. HUMANOS GÊNERO	E) Social development	49,030.00
Brazil	FUNDAÇÃO GUIMARAES ROSA	E) Social development	45,650.00
Brazil	Univers Federal de Sergipe	E) Social development	44,020.00
Brazil	EMPRESA BRASIL DE COMUNICAÇÃO S/A	EBC - Publicação de Editais	63,290.00
Brazil	EMPRESA BRASIL DE COMUNICAÇÃO S/A	EBC - PUBLICAÇÃO LEGAL DO PROJETO	86,830.00
Brazil	EMPRESA BRASIL DE COMUNICAÇÃO S/A	EBC - Veiculação de publicação lega	119,760.00
Brazil	EMPRESA BRASIL DE COMUNICAÇÃO S/A	EBC COMUNICAÇÃO - BRA10G71	37,970.00
Brazil	ELEKTRON CONSTRUÇÕES ELÉTRICAS LTDA	Elaboração e execução de projeto el	41,920.00
Brazil	IDOM Ingenieria y Consultoria	Estruturação do Projeto Plataforma	265,240.00
Brazil	FLYTOUR BUSINESS TRAVEL VIAG E TUR LTDA	FLYTOUR	72,390.00
Brazil	FLYTOUR BUSINESS TRAVEL VIAG E TUR LTDA	FLYTOUR RESULTADO 1	35,420.00
Brazil	FLYTOUR BUSINESS TRAVEL VIAG E TUR LTDA	FLYTOUR RESULTADO 2	60,030.00
Brazil	FLYTOUR BUSINESS TRAVEL VIAG E TUR LTDA	FLYTOUR RESULTADO 3	51,680.00
Brazil	Ação Social e Políticas Públicas Ltda.	Guia de Serviços	61,860.00
Brazil	Ação Social e Políticas Públicas Ltda.	Guia Serviços Recursos Sociais	83,000.00
Brazil	Sinara Sant'Anna Celistre	IC - RETAINER (valor/hora)	62,500.00
Brazil	LUIZ ANDRÉ GARCIA LOBO	IC - S) Local Consultants-Support	35,090.00
Brazil	LOANA BRAGA BARBOSA SALTARELLI	IC - S) Local Consultants-Technical	51,460.00
Brazil	Elke Urbanavicius Costanti	IC - S) Local Consultants-Technical	43,010.00
Brazil	Roger Campos dos Santos	IC - S) Local Consultants-Technical	42,110.00
Brazil	Rosemira Conceição Azeredo de Lima Sousa	IC - S) Local Consultants-Technical	42,110.00
Brazil	ELIANE SOARES VIDIGAL	IC - S) Local Consultants-Technical	32,750.00
Brazil	Isabel Cristina da Rosa Schmidt	IC - S) Local Consultants-Technical	32,750.00
Brazil	Paula Cardoso Pires	IC - S) Local Consultants-Technical	32,750.00
Brazil	Rogério Campos Bezerra	IC - S) Local Consultants-Technical	32,750.00
Brazil	Adriana Claudia Zonis	IC - S) Local Consultants-Technical	30,410.00
Brazil	MARGARITA NECHAEVA	IC COORD. M&A ONU	34,660.00
Brazil	Luiz Guilherme Sperry Ribas	IC RETAINER (valor/hora)	52,630.00
Brazil	Deborah Albuquerque de Seixas	IC -S) Local Consultants-Technical	42,110.00
Brazil	Logit Engenharia Consultiva Ltda	Implantação do Projeto Rodovia	284,080.00
Brazil	Logit Engenharia Consultiva Ltda	Implantação do Projeto Rodovia Tran	298,180.00
Brazil	CEB DISTRIBUIÇÃO	JAN-DEZ11 - CEB	47,340.00
Brazil	LAPIDART LTDA	Lote 18 Discos diamantados cra	34,700.00
Brazil	GEOAMBIENTE SENSORIAMENTO REMOTO LTDA.	LOTE A - MT - Cadastro Ambiental Ru	209,300.00
Brazil	SATELITE ENGENHARIA E REFLORESTAMENTO	LOTE A - MT - Cadastro Ambiental Ru	205,160.00
Brazil	VECTRA LTDA	LOTE B - AC - Cadastro Ambient	204,840.00
Brazil	VECTRA LTDA	LOTE B - AC - Cadastro Ambiental Ru	485,450.00
Brazil	GEOAMBIENTE SENSORIAMENTO REMOTO LTDA.	LOTE C - PA - Cadastro	352,240.00
Brazil	SATELITE ENGENHARIA E REFLORESTAMENTO	LOTE C - PA Cadastro Ambiental	284,940.00
Brazil	SATELITE ENGENHARIA E REFLORESTAMENTO	LOTE C - PA Cadastro Ambiental Rura	572,530.00

Major Contracts for Services Placed by Agency During 2011 (Contracts of \$30,000 or more)

AGENCY			Contract Value
Location of Supplier	Name of Contractor	Description of Services	USD
Brazil	DBA ENGENHARIA DE SISTEMAS LTDA.	NF -1589 ProdImp2 - Pact2-E1	158,870.00
Brazil	ELEKTRON CONSTRUÇÕES ELÉTRICAS LTDA	NF 728, 729 e 730 Recp. 55357	39,720.00
UNDP Continued			
Brazil	FLYTOUR BUSINESS TRAVEL VIAG E TUR LTDA	NOVA ADESAO A FLY TOUR	31,650.00
Brazil	TRANSFER LOGÍSTICA E TRANSP ESPECIAIS LT	Nova requisição de compras par	78,520.00
Brazil	INTERNATIONAL FOOD POLICY RESEARCH	Nova requisição de compras para que	611,520.00
Brazil	AMBIENTAL CONSULTORIA E ASSESSORIA LTDA	PAGTO SETTLEMENT C BRA 10-1079	36,200.00
Brazil	FLYTOUR BUSINESS TRAVEL VIAG E TUR LTDA	Passagens Flytour - Atividade 10 -	45,000.00
Brazil	Ação Social e Políticas Públicas Ltda.	Pesquisa Qualitativa	99,160.00
Brazil	SERVIÇO NAC. APRENDIZAGEM INDUSTRIA	PGTO. CONF. PARC. 3.	207,220.00
Brazil	DATAMETRICA CONSULTORIA PESQUISA E	PO 2011 do contrato firmado co	44,210.00
Brazil	VITAE CIVILIS - INST. P DESENV. MEIO AMB	Prestação de consultoria	87,860.00
Brazil	INSTITUTO DE DESENVOLVIMENTO SOCIAL E	Prestação de Consultoria	41,920.00
Brazil	FUNDAÇÃO UNIVERSIDADE DE BRASÍLIA	Prestação de Consultoria	33,530.00
Brazil	NEXT OPEN SYSTEMS LTDA	PRESTACAO DE SERVICOS SOFTWARE	61,320.00
Brazil	AMAV S TURISMO LTDA	PRESTACAO SERVICOS HOSPEDAGEM	41,880.00
Brazil	ACE SEGURADORA S/A	Primeiro Aditivo de Seguro Oni	77,080.00
Brazil	UNIBAN - ACADEMIA PAULISTA ANCHIETA	Prod 5 Curso Espec. agosto	33,920.00
Brazil	MARCEL SILVA BUCAR	Not Defined	38,920.00
Brazil	MARCEL SILVA BUCAR	Not Defined	94,340.00
Brazil	DATAFOLHA INSTITUTO DE PESQUISA LTDA.	Not Defined	2,555,900.00
Brazil	MARCEL SILVA BUCAR	Not Defined	46,420.00
Brazil	BERNADETE MOREIRA PESSANHA CORDEIRO	Not Defined	30,270.00
Brazil	DATAFOLHA INSTITUTO DE PESQUISA LTDA.	Not Defined	892,670.00
Brazil	PRICE WATERHOUSE	Not Defined	101,200.00
Brazil	FEC - FUNDAÇÃO EUCLIDES DA CUNHA DE	Not Defined	80,940.00
Brazil	FEC - FUNDAÇÃO EUCLIDES DA CUNHA DE	Not Defined	79,500.00
Brazil	PRICE WATERHOUSE	Not Defined	30,360.00
Brazil	SIGMA DATASERV INFORMÁTICA S/A	Not Defined	69,430.00
Brazil	FEC - FUNDAÇÃO EUCLIDES DA CUNHA DE	Not Defined	328,000.00
Brazil	PRICE WATERHOUSE	Not Defined	304,510.00
Brazil	Erika Rodrigues Costa Andrade	Not Defined	105,660.00
Brazil	FUNDAÇÃO COORDENACAO DE PROJETOS PESQUIS	Not Defined	171,840.00
Brazil	FUNDAÇÃO C.D.D.H.BENTO RUBIAO	Not Defined	31,670.00
Brazil	FUNDAÇÃO C.D.D.H.BENTO RUBIAO	Not Defined	30,310.00
Brazil	PRICE WATERHOUSE	Not Defined	314,510.00
Brazil	FEC - FUNDAÇÃO EUCLIDES DA CUNHA DE	Not Defined	158,070.00
Brazil	FUNDAÇÃO COORDENACAO DE PROJETOS PESQUIS	Not Defined	75,030.00
Brazil	FEC - FUNDAÇÃO EUCLIDES DA CUNHA DE	Not Defined	212,000.00
Brazil	PRICE WATERHOUSE	Not Defined	209,670.00
Brazil	PRICE WATERHOUSE	Not Defined	200,030.00
Brazil	FUNDAÇÃO COORDENACAO DE PROJETOS PESQUIS	Produto 5: Apresentação de mat	150,480.00
Brazil	PRICE WATERHOUSE	Not Defined	192,060.00
Brazil	INSTITUTO DE DESENVOLVIMENTO	PRODUTO 6. Relatório final apr	42,980.00
Brazil	INSTITUTO DE DESENVOLVIMENTO	PRODUTO 6. Relatório final apresent	41,180.00
Brazil	PRICE WATERHOUSE	Not Defined	288,090.00
Brazil	SIGMA DATASERV INFORMÁTICA S/A	Not Defined	121,420.00
Brazil	PRICE WATERHOUSE	Not Defined	101,200.00
Brazil	SIGMA DATASERV INFORMÁTICA S/A	Not Defined	121,420.00
Brazil	PRICE WATERHOUSE	Not Defined	50,600.00
Brazil	Fundação Pró-Natureza	Not Defined	96,200.00
Brazil	Fundação Pró-Natureza	Not Defined	198,600.00
Brazil	Fundação Pró-Natureza	Not Defined	96,780.00
Brazil	GEMPI GESTAO EMPRESARIAL E INFORMATICA	Not Defined	60,500.00
Brazil	Machado Meyer Sendacz e Opice Advogados	Projeto Rodovia Transcerrados pagam	89,310.00
Brazil	INSTITUTO DE ESTUDOS DA RELIGIAO - ISER	Not Defined	95,180.00
Brazil	INSTITUTO DE ESTUDOS DA RELIGIAO - ISER	Not Defined	46,420.00
Brazil	EMPRESA BRASIL DE COMUNICAÇÃO S/A	Publicação	46,710.00
Brazil	EMPRESA BRASIL DE COMUNICAÇÃO S/A	PUBLICAÇÃO LEGAL DO PROJETO	69,280.00
Brazil	LCC EMPREENDIMENTOS E CONSTRUÇÃO LTDA.	REAJUS. ALUGUEL LCC	41,230.00
Brazil	LCC EMPREENDIMENTOS E CONSTRUÇÃO LTDA.	REAJUSTE ALUG. LCC	44,640.00
Brazil	SUN & TOUR VIAGENS E EVENTOS LTDA	Realização do Seminário Intern	65,560.00
Brazil	Ação Social e Políticas Públicas Ltda.	Relatório de Pesquisa de Campo	51,550.00
Brazil	Raul José de Abreu STURARI	Relatório final com as conclus	33,070.00
Brazil	LCC EMPREENDIMENTOS E CONSTRUÇÃO LTDA.	RENT 2011 - JAN A DEZ	422,370.00
Brazil	MARCIA DE ALENCAR ARAUJO	Reversal 2nd Tranche MARCIA	39,160.00
Brazil	Globo Tradução de Línguas Ltda.	S) Editorial and support servi	53,760.00
Brazil	MARCIA DE ALENCAR ARAUJO	S) Intl Consultants-Technical	40,040.00
Brazil	MARIA ANTONIA SANTOS DO NASCIMENTO	S) Local Consultants-Technical	32,090.00
Brazil	AGENCIA DE EVENTOS NEGOCIOS E SERVICOS	S) Meeting facilities	208,960.00
Brazil	ACE SEGURADORA S/A	SEGURO 2011/2012 - ONIBUS A HI	299,190.00
Brazil	DNA TECNOLOGIA LTDA	Serviço de instalação, configuração	56,250.00
Brazil	DNA TECNOLOGIA LTDA	Serviço editorial, criação e diagra	45,000.00
Brazil	DNA TECNOLOGIA LTDA	Serviços de construção de páginas e	65,630.00
Brazil	CHANNEL LOCAÇÕES E EVENTOS	SERVIÇOS DE INFRAESTRUTURA PAR	158,080.00
Brazil	COMPANHIA DE PROCESSAMENTO DE DADOS	serviços de TI	72,170.00
Brazil	Globo Tradução de Línguas Ltda.	Serviços de tradução/versão	98,330.00
Brazil	COPERPLAN CONSULTORIA E PLANEJAMENTO	Serviços para recuperação de t	36,560.00
Brazil	HERSA ENGENHARIA E SERVICOS LTDA	SETTLEMENT C Hersa BRA10-5596/	39,790.00
Brazil	SENAI SP	SUPRIMENTO DE FUNDOS	161,890.00
Brazil	EMBAIXADA DO BRASIL EM SAO TOME	SUPRIMENTO DE FUNDOS	140,100.00
Brazil	UNIVERSIDADE ESTADUAL DE CAMPINAS	SUPRIMENTO DE FUNDOS	37,500.00
Brazil	SENAI SP	SUPRIMENTO DE FUNDOS PARC. 3	124,260.00
Brazil	SERVIÇO NAC. APRENDIZAGEM INDUSTRIA	SUPRIMENTO DE FUNDOS PARC.2	41,860.00
Brazil	FLYTOUR BUSINESS TRAVEL VIAG E TUR LTDA	Viagens Aerea	76,920.00
British Indian Ocean Territory	REBECCA ROBERTS	Political parties capacity ass	30,740.00
Bulgaria	Shouleva Lydia Santova	E) Intl Consultants-Technical	40,200.00
Bulgaria	BOYAN ANGUELOV KONSTANTINOV	IC BOYAN KONSTANTINOV	75,600.00
Burkina Faso	MULTI TRAVAUX CONSULT	A) Agricultural machinery & eq	61,810.00
Burkina Faso	GEOFOR (SOCIETE DE GEOLOGIE ET FORAGES)	Realisation de 6 forages dans	86,850.00
Burkina Faso	CENTRE POUR LA GOUVERNANCE DEMOCRATIQUE	S) Local Consultants-Technical	82,160.00
Burundi	COMMUNE MPANDA	2ème TRANCHE	36,230.00
Burundi	COMMUNE BUBANZA	2ème TRANCHE	31,900.00
Burundi	COMMUNE BUGANDA	2ème tranche de construction d	36,050.00
Burundi	PLANNING THE FUTURE COMPANY	2ème tranche de paiement à 60 % d'e	39,740.00
Burundi	COMMUNE RUGAZI	2ème tranche représentant 30%	38,910.00
Burundi	COMMUNE MUHUTA	2ème tranche représentant 30%	38,390.00
Burundi	PLANNING THE FUTURE COMPANY	3 ème tranche de paiement à 90 % d'	39,740.00
Burundi	GROUPEMENT ECBROH-ECOTRAVE	3 ème tranche de paiement à 90% d'e	31,990.00
Burundi	COMMUNE MPANDA	3ème TRANCHE	35,690.00
Burundi	COMMUNE RUGAZI	3ème tranche représentant 30%	38,340.00
Burundi	COMMUNE MUHUTA	3ème tranche représentant 30%	37,220.00
Burundi	COMMUNE BUBANZA	3ème TRANCHE	31,430.00
Burundi	DAC-CARDO	3ème tranche de paiement à 90% d'ex	38,590.00
Burundi	PIERRE YVES GUNTER	AVANCE COMPLEMENTAIRE DE FRAIS	40,840.00
Burundi	PLANNING THE FUTURE COMPANY	Avance de démarrage	47,340.00
Burundi	EGB	Avancement à 30%	138,110.00
Burundi	PLANNING THE FUTURE COMPANY	Avancement à 30%	56,580.00
Burundi	EGB	Avancement à 60%	133,390.00
Burundi	LALIVE	Cabinet d'avocat/Tenues MROP d	183,050.00
Burundi	PREFED BURUNDI	Deuxième tranche ; 40% du mont	80,480.00
Burundi	CROWN AGENTS FOR OVERSEA GOVERNMENTS	Expense Distribution	92,080.00
Burundi	SINAVYIGEZE SERGE	Frais de rapatriement du mater	42,920.00
Burundi	LALIVE	Legal services	41,150.00

Major Contracts for Services Placed by Agency During 2011 (Contracts of \$30,000 or more)

AGENCY			Contract Value
Location of Supplier	Name of Contractor	Description of Services	USD
Burundi	ONATEL	Lot # 3 Achevement de 50%	44,440.00
Burundi	ONATEL	Lot #2 : Réception des travaux	113,390.00
UNDP Continued			
Burundi	ONATEL	Lot #3 Achevement de 75%	34,920.00
Burundi	SOCOTRAPE	Not Defined	40,690.00
Burundi	SOCOTRAPE	Not Defined	37,760.00
Burundi	SOCOTRAPE	Not Defined	44,570.00
Burundi	SOCOTRAPE	Not Defined	41,840.00
Burundi	SOCOTRAPE	Not Defined	96,670.00
Burundi	ONATEL	Lot#3 Réception définitive des trav	47,610.00
Burundi	CONSEIL POUR LE DEVELOPPEMENT INTEGRE AS	Organisation de 22 ateliers pr	48,590.00
Burundi	FENACOBU - COOPEC	Paieiment 3ème tranche travail	127,610.00
Burundi	FENACOBU - COOPEC	Paieiment 3ème tranche travailleurs	127,610.00
Burundi	DAC-CARDO	Paieiment achevement de 60% des	37,880.00
Burundi	DAC-CARDO	Paieiment achevement de 90% des	35,120.00
Burundi	REGIE NATIONALE DES POSTES	Payment 2ème tranche	30,470.00
Burundi	REGIE NATIONALE DES POSTES	Payment 4ème tranche	30,370.00
Burundi	REGIE NATIONALE DES POSTES	Payment 7ème tranche	30,090.00
Burundi	REGIE NATIONALE DES POSTES	Payment l'épargne	69,920.00
Burundi	PREFED BURUNDI	Première tranche ;30% du monta	60,800.00
Burundi	CEI	Rehabilitation	34,710.00
Burundi	COMMUNE KANYOSHA	S) Civil engineering	110,990.00
Burundi	SOFT CENTER	S) Email and messaging service	33,620.00
Burundi	SOFT CENTER	S) Internet services: Développement	39,000.00
Burundi	MAIRIE DE BUJUMBURA	Tran1-RivièreMUGOYI II	39,810.00
Burundi	PLANNING THE FUTURE COMPANY	Tranche 1/Avancement à 30 % de	50,470.00
Burundi	SOBELEC	TRANCHE 2	172,570.00
Burundi	PLANNING THE FUTURE COMPANY	Tranche 2/Avancement à ent à 6	71,470.00
Burundi	SOBELEC	TRANCHE 3 (paieiment partiel)	68,240.00
Burundi	PREFED BURUNDI	Troisième tranche; 20% du mont	39,100.00
Cambodia	PARTNERSHIPS FOR DEVELOPMENT RESULTS	1st Qtr 2011 Expenditure- PfDR	49,490.00
Cambodia	WILDLIFE CONSERVATION SOCIETY	1st Tranche 33% MicCapit Grant	50,000.00
Cambodia	UNDP CAMBODIA	2011WebHstng(\$856)+MMS(\$35310)	36,170.00
Cambodia	SAMLAUT CONSERVATION FUND	2nd Micro-Capital Grant MJP	39,470.00
Cambodia	SAVE CAMBODIA'S WILDLIFE - SCW	2nd Payment (30%) after submis	44,710.00
Cambodia	PARTNERSHIPS FOR DEVELOPMENT RESULTS	2QT2011 FACE Exp 1/2-PfDR	37,340.00
Cambodia	PARTNERSHIPS FOR DEVELOPMENT RESULTS	2QT2011 FACE Exp 2/3-PfDR	45,180.00
Cambodia	SAVE CAMBODIA'S WILDLIFE - SCW	3rd Payment (30%) after submis	44,710.00
Cambodia	PARTNERSHIPS FOR DEVELOPMENT RESULTS	3rd Quarter 2011 FACE exp 2/2	35,330.00
Cambodia	CAMBODIAN MINE ACTION CENTRE	CMAC-Q1 operation budget 2011	570,660.00
Cambodia	NCDD-PSDD-2010	FACE report Qaurter 1, 2011	224,810.00
Cambodia	DDLG-MOI	FACE Report_1QT 2011_MOI_2/2	218,860.00
Cambodia	DDLG-MOI	FACE Report_1QT 2011-MOI_1/2	90,000.00
Cambodia	DDLG-MOI	FACE Report_2QT_MOI_1/2	36,070.00
Cambodia	DHI	First Insta Cont PSC2011/11/02	440,000.00
Cambodia	WILDLIFE CONSERVATION SOCIETY	FR Expenditure 2011 QT3#1 CALM	45,260.00
Cambodia	FAMILY HEALTH INTERNATIONAL (FHI)	HIV Prevent &Support MilitaryP	49,000.00
Cambodia	PHAULY TEA	Monthly Salary (17 Apr 2011 to 17 J	54,000.00
Cambodia	NCDD-PSDD-2010	Reverse charge_PSDD	44,000.00
Cameroon	SYSINFO VISION	69359/BASE DONNES MICROFINANCE	33,240.00
Cameroon	Watat Wandji Tiokou Ndonko Laure Berthe	72824/DSA/TRANS/15-20/03/11	30,110.00
Cameroon	CREFIAP	Atelier Thématique 1, 2 & 3	40,480.00
Cameroon	WWF WORLD WIDE FUND NATUTRE	Dernière tranche WWF	63,000.00
Cameroon	CREFIAP	Elaborer un code d'éthique, Elabore	88,760.00
Cameroon	MARK BRIAN CONSULT	Etude sur la vulnérabilité PACC	148,300.00
Cameroon	ETS SCI DK	Expense Distribution	31,360.00
Cameroon	CREFIAP	Formation en audit de la dette publ	45,090.00
Cameroon	CREFIAP	Formation en Méthodologie et t	56,090.00
Cameroon	CREFIAP	Formation en Méthodologie et techni	56,090.00
Cameroon	CREFIAP	Formation en Vérification fina	37,280.00
Cameroon	CREFIAP	Formation en Vérification financier	74,560.00
Cameroon	CREFIAP	Formation en vérification informati	49,700.00
Cameroon	ETS SORAFI TP	Fourriture d'intrants agricole	43,140.00
Cameroon	CREFIAP	Guide de verification comptes	35,500.00
Cameroon	FOGANG TAKOUMBE Nestor Placide	PO CONTRAT FOGANG-JANVIER-DECEMBRE	40,000.00
Cameroon	MAIRIE DE MEYOMESSI	Réalisation 75km de pistes	152,450.00
Cameroon	CREFIAP	Réaliser une étude sur la situation	44,380.00
Cameroon	ALL BUILDING COMPANY	S) Building Maintenance & Repa	168,950.00
Cameroon	ETS LA COLOMBE PLUS	S) Building Maintenance & Repa	37,420.00
Cameroon	NDI ZAMBO BENOIT	S) Intl Consultants-Technical	40,480.00
Cameroon	WORLD ENGINEERING CONSULTING SARL	S) System administration	88,540.00
Canada	Elfiq Networks (Elfiq Inc)	20 LLB Units - Country Office	31,900.00
Canada	KPMG LLP	20% a la signature	33,170.00
Canada	KPMG LLP	2eme versement :30% - Receptio	49,760.00
Canada	KPMG LLP	3e versement : 30% - Reception	49,760.00
Canada	Elfiq Networks (Elfiq Inc)	40 Elfiq LLB Units - Country O	63,800.00
Canada	Elfiq Networks (Elfiq Inc)	40 LLB Units - Country Office	63,800.00
Canada	CODE INCORPORATED	45L. solid plastic, translucen	34,080.00
Canada	INTERNATIONAL CENTRE PREVENTION CRIME	APPUI TECHNIQUE A L'OBSERVATOIRE NA	31,760.00
Canada	DUNDEX Network	Consulting Fees - William Kwan 4Jan	46,200.00
Canada	CCMTECH (7229259 CANADA INC.)	CONT-07-2010	41,700.00
Canada	ROBERT GEORGE BOASE	Daily fee of US\$750.00 for a maximu	84,000.00
Canada	Saville & Holdsworth (SHL) Canada, Inc.	December 2010 session (24 part	257,660.00
Canada	Saville & Holdsworth (SHL) Canada, Inc.	Design Phase of RCAC	43,520.00
Canada	LE GROUPE-CONSEIL BAASTEL LTEE	E) Communication Service	371,990.00
Canada	DEPLOYABLE UNEXPERIENCED DEV EXPERTS	E) Intl Consultants - Support	58,290.00
Canada	SHERIF RUSHDY	E) Intl Consultants-Technical	41,010.00
Canada	Jean Pierre Lalonde	E) Intl Consultants-Technical	35,000.00
Canada	CODE INCORPORATED	Freight charges to DDU Warehou	139,410.00
Canada	DIBONGUE KOOU	Honoraires consultant	30,640.00
Canada	GROUPE IBI/DAA INC	HONORAIRES WV/MAF/18	245,000.00
Canada	Patricia Keays	IC FEES 17 OCT. - 30 DEC.2011	32,800.00
Canada	CODE INCORPORATED	Lids for 45 L. ballot boxes, s	34,350.00
Canada	Universalia Management Group	Milestone2:Country reports	69,000.00
Canada	LE GROUPE S. M. INTERNATIONAL, INC	Paieiment SMI dans le cadre de	90,050.00
Canada	LE GROUPE S. M. INTERNATIONAL, INC	Paieiment SMI/COMPAC INGENIERIE	60,990.00
Canada	LE GROUPE S. M. INTERNATIONAL, INC	premiere paieiment selon l'ave	40,650.00
Canada	CTS DEVELOPMENT SERVICES INC.	PRINTER SUPPLY	31,750.00
Canada	FADLE MUSTAFA NAQIB	Professional Fees	33,500.00
Canada	MUNA ALBANNA	PROFESSIONAL FEES UNDER SSA-113/10	48,970.00
Canada	6121705 Canada Inc ProCare Services	Provision of Management Consul	225,000.00
Canada	CCMTECH (7229259 CANADA INC.)	PS46852 CONSULT NUEVO DISENO	41,690.00
Canada	CCMTECH (7229259 CANADA INC.)	PS46852 PAGO 40%	55,600.00
Canada	LE GROUPE S. M. INTERNATIONAL, INC	S) Civil engineering	85,250.00
Canada	DUNDEX NETWORK	S) Intl Consultants - Support	193,290.00
Canada	DUNDEX Network	S) Intl Consultants - Support	46,750.00
Canada	POPOVICI ANDREEA MANUELA	S) Intl Consultants - Support	45,000.00
Canada	Brian LACHMAN	S) Intl Consultants-Technical	121,390.00
Canada	MAZEN CHOUAIB	S) Intl Consultants-Technical	47,000.00
Canada	HARINDER JANJUA	S) Intl Consultants-Technical	45,000.00
Canada	DUNDEX NETWORK	S) Intl Consultants-Technical	41,600.00
Canada	THE PYTHIAN GROUP	S) Local Consultants-Support	77,800.00
Canada	DUNDEX Network	S) Local Consultants-Support	36,750.00
Canada	Saville & Holdsworth (SHL) Canada, Inc.	S) Management development	303,890.00

Major Contracts for Services Placed by Agency During 2011 (Contracts of \$30,000 or more)

AGENCY			Contract Value
Location of Supplier	Name of Contractor	Description of Services	USD
Canada	LE GROUPE-CONSEIL BAATEL LTEE	S) Risk or hazard assessment -	47,320.00
Canada	INTERNATIONAL CENTRE PREVENTION CRIME	S) Service Contract	94,460.00
UNDP Continued			
Canada	Saville & Holdsworth (SHL) Canada, Inc.	S) Staff recruiting services	304,320.00
Canada	SHERIF RUSHDY	Seond 3rd &4th Remu IC11/10/58	30,760.00
Canada	Saville & Holdsworth (SHL) Canada, Inc.	Spring 2011 session (24 partic	219,300.00
Canada	DUNDEX Network	SSA contract on Leadership of the c	90,860.00
Canada	MORGAN MURRAY	SSA extension from 24 Jan through 1	42,320.00
Canada	PETER JOHN MORGAN	SSA fees for capacity developm	42,000.00
Canada	Laval University	Technical support to PSIA coun	210,610.00
Canada	Laval University	Technical support to PSIA country s	213,660.00
Canada	KPMG LLP	Versement final 20% : Receptio	33,170.00
Cape Verde	ASSOCIAÇÃO MULHERES DO PLANALTO LESTE	2ª Tranche Contrato	34,970.00
Cape Verde	ASSOC. COMUNIT. FIDJUS DE BIBINHA CABRAL	Aquisição e Fixação de Babosa	41,050.00
Cape Verde	SINA CONSTRUÇÕES	Constru Sede Parque Nat.	32,720.00
Cape Verde	PRICEWATERHOUSECOOPERS & ASSOCIADOS	CONTRACT FORMULATION MANUALS	102,710.00
Cape Verde	SINA CONSTRUÇÕES	Pagam. Situa. nr 5	64,340.00
Cape Verde	SINA CONSTRUÇÕES	pagamento da 8 e 9 situação	142,390.00
Central African Republic	ENTREPRISE DJALMA S/C MOUSSA CHRISTOPHE	2ème tranche de paiement(40%)	51,460.00
Central African Republic	SOKAMBI Aristide	Loyers 1er trimestre 2011	37,690.00
Central African Republic	SOKAMBI Aristide	Loyers 2è trimestre 2011	38,650.00
Central African Republic	ONE/ RCA	Paiement 1ere Tranche Sensibil	30,450.00
Central African Republic	ONE/ RCA	Paiement 2ieme Tranche Sensibi	31,830.00
Central African Republic	G.E.V.	Paiement 4e tranche (10%)	44,760.00
Central African Republic	G.E.V.	Paiement 5e tranche (10%)	43,540.00
Central African Republic	AVIATION HANDING SERVICES	Transport de 7000 urnes à TOGO	110,280.00
Central African Republic	GROUPE SYLVA SARL	Versement d'un montant de 20 p	33,150.00
Central African Republic	GROUPE SYLVA SARL	Versement d'un montant de 20 pour c	66,300.00
Central African Republic	POMPIDOU	Versement d'une avance de 20	40,360.00
Central African Republic	GROUPE SYLVA SARL	Versement d'une avance de 20	33,150.00
Central African Republic	GROUPE SYLVA SARL	Versement d'une avance de 20 pour	33,150.00
Central African Republic	POMPIDOU	Versement d'une avance de déma	40,360.00
Central African Republic	GROUPE SYLVA SARL	Versement d'une avance de déma	33,150.00
Central African Republic	GROUPE SYLVA SARL	Versement d'une avance de démarrage	33,150.00
Chad	CONSAHDIS	ARRIERES INDEMNITES AGENTS	30,950.00
Chad	DETACHEMENT INTEGRE DE SECURITE	ARRIERES INDEMNITES CONSAHDIS	62,740.00
Chad	MINE ADVISORY GROUP	Avance à MAG facture no 284 du	255,320.00
Chad	MINE ADVISORY GROUP	Avance à MAG mois d'avril 2011	255,320.00
Chad	THOMAS DINGAMGOTO	Avance de fonds Charges-PAAJET	53,840.00
Chad	MINE ADVISORY GROUP	Avance MAG facture No 314 du m	255,320.00
Chad	INSEED	contribution PNUD 2e recenseme	169,770.00
Chad	SOCIETE TROPIC -SARL	DECOMPTE PROVISIOIRE N°2	817,420.00
Chad	MINE ADVISORY GROUP	ENQUETE TECHNIQUE DEMINAGE	255,320.00
Chad	S.N.E.R.	Expense Distribution	831,920.00
Chad	THOMAS DINGAMGOTO	Expense Distribution	55,270.00
Chad	THOMAS DINGAMGOTO	Extourne avance fonds trim 3	153,350.00
Chad	THOMAS DINGAMGOTO	Extourne Avance fonds 2ème tr	148,780.00
Chad	CIEL- Coalition Indépendante Pour les EI	FINANCEMENT POUR SUIVI ELECTIO	275,690.00
Chad	CSJEFOD	FINANCEMENT POUR SUIVI ELECTIO	111,880.00
Chad	UNHCR CHAD	FIRST INSTALMENT	5,054,400.00
Chad	Commission Electorale Nationale Indépend	Formation du personnel électior	540,490.00
Chad	GROUPEMENT SAAI-SONED	FRAIS FACT.N°024/2011	126,680.00
Chad	DETACHEMENT INTEGRE DE SECURITE	FRAIS LOYER CONSAHDIS ET DIS	43,370.00
Chad	DETACHEMENT INTEGRE DE SECURITE	INDEMN.DIS MARS 2011	290,440.00
Chad	DETACHEMENT INTEGRE DE SECURITE	INDEMN.JUIN 2011	278,220.00
Chad	HOUROUMBA ANDRIM	Indemnités animatrices/supervi	35,630.00
Chad	DETACHEMENT INTEGRE DE SECURITE	INDEMNITES AVRIL 2011	270,880.00
Chad	DETACHEMENT INTEGRE DE SECURITE	INDEMNITES CONSHADIS	38,210.00
Chad	DETACHEMENT INTEGRE DE SECURITE	INDEMNITES JUILLET 2011	255,540.00
Chad	SOCIETE TROPIC -SARL	PAIEMENT DECOMPTE PRO N°1	622,910.00
Chad	THOMAS DINGAMGOTO	Paiemt 1er trimest 2011-PAAJET	49,530.00
Chad	DETACHEMENT INTEGRE DE SECURITE	PRIMES FEVRIER AGENTS DIS	288,870.00
Chad	DETACHEMENT INTEGRE DE SECURITE	PRIMES JANVIER 2011 DIS	283,750.00
Chad	DGASR	S) Publishing	612,380.00
Chad	MINE ADVISORY GROUP	S) Service Contract	510,630.00
Chile	INSTITUTO PROF. CHILENO NORTEAMER. LDTA.	APOYO Y FORTALECIMIENTO DE LA	37,020.00
Chile	JESUS SANCHEZ AVILES	CONST SALA EXTRACCION DE MIEL	48,580.00
Chile	ESTUDIOS Y CONSULTORIAS FOCUS LTDA.	CONSULTORIA FOCUS PARA LA REAL	40,000.00
Chile	ABA PUBLICIDAD S.A.	DIFUSION DE CINE MOVIL INJUV 2	33,090.00
Chile	QSL CONSULTORES S.A	E) Intl Consultants - Support	53,200.00
Chile	UNIVERSIDAD DE CHILE	E) Training and development	66,400.00
Chile	SERV. DE INGEN. Y PROYEC. INGEMAS LTDA.	E) Training and development	62,880.00
Chile	KPMG AUDITORES CONSULTORES LTDA	ENMIENDA B - 2° Y 3° PAGO - IN	33,900.00
Chile	G AND A CONSULTORES	F127 G&A CONSULTORES S.A.	233,510.00
Chile	CORP. DE ESTUDIOS PARA LATINOAMERICA	FR CIEPLAN MARCH 2011	58,000.00
Chile	CTRO. REG. DE DD.HH. Y JTCIA. DE GENERO	FR IV QTR 2010	49,830.00
Chile	UNIV.DE CHILE,FAC.DE CIENC.FISICAS Y MAT	SCT/2010/19 ESTUDIO PARA LA EV	106,030.00
Chile	SOCIEDAD EDITORA METROPOLITANA LTDA.	SERVICIOS DE IMPRESION , EDIC	55,420.00
Chile	Asociac. Chilena Albergues Turist. Juv.	SERVICIOS DE ALOJAMIENTO Y ALI	31,490.00
China	Xi'an Research and Design Institute of	2nd Installment as per signed	129,800.00
China	MAZARS CPA	COSU_Audit 10 field projects:	88,920.00
China	CICETE	Expense Distribution	11,926,730.00
China	FECO, MEP	Expense Distribution	2,048,040.00
China	CHINA EMPLOYMENT TRAINING TECHNICAL	Expense Distribution	62,500.00
China	BEIJING NORMAL UNIVERSITY	Expense Distribution	46,080.00
China	RENMIN UNIVERSITY OF CHINA	Expense Distribution	40,000.00
China	CICETE	FR-CPR/09/210-P69270-Q1/11-CNY	38,400.00
China	CICETE	FR-CPR06/202-P47231-Q2/11-CNY	154,320.00
China	CICETE	FR-CPR06/209-P51952-Q2/11-CNY	191,650.00
China	CICETE	FR-CPR09/210-P69270-Q2/11-CNY	151,150.00
China	CICETE	FR-CPR09/210-P69270-Q2/11-USD	39,840.00
China	CICETE	FR-P51952-CPR06/209-Q2/11-CNY	1,020,310.00
China	BEIJING HOUSING SERVICE CORP.	Rental cost for the first half	300,150.00
China	BEIJING HOUSING SERVICE CORP.	S) Commercial facility rental,	308,150.00
China	Xi'an Research and Design Institute of	S) Environmental information	310,110.00
Columbia	MARQUES Y URIZA LTDA	11970 MARQUES Y URIZA PAGO 55/	138,800.00
Columbia	CENTRO INTERNAC JUSTICIA TRANSICIONAL	3. c) Documento com as traduçõ	47,860.00
Columbia	CENTRO INTERNAC JUSTICIA TRANSICIONAL	4. c) Relatório sobre a public	34,500.00
Columbia	PROCIBERNETICA	73393 SERVIDOR SUN Y TARJ HBA	110,000.00
Columbia	CONSORCIO CONSTRUCOL CESAR	ACTA1, OBRA PARQUE EL COPEY	31,500.00
Columbia	CONSORCIO CONSTRUCOL CESAR	ANTICPO CONST PARQUE SN TORO	36,600.00
Columbia	FABIAN LEONARDO TORRADO ALVAREZ	BRA CIVIL CASA CULT P. BELLO	41,520.00
Columbia	PONTIFICIA UNIVERSIDAD JAVERIANA	CENDEX - LINEA DE BASE PAGO 1	85,780.00
Columbia	CONSORCIO SYGOLD WIRELESS SOLUCIONES	Centro de Acopio. Archivo de d	137,830.00
Columbia	PROYECTOS SEMANA SA	CONCURSO PERIODISTICO	56,450.00
Columbia	FABIAN LEONARDO TORRADO ALVAREZ	CONST. CASA CULTURAL PUEBLO BE	45,680.00
Columbia	FABIAN LEONARDO TORRADO ALVAREZ	CONT 8711 . PAGO 2	41,960.00
Columbia	FABIAN LEONARDO TORRADO ALVAREZ	CONT 8711 . PROY 58855 - CONST	69,750.00
Columbia	TATA CONSULTANCY SERVICES LIMITED	CONT ORIG 2249/2250 - PROYECTO	901,600.00
Columbia	FUNDACION PARA EL DESARROLLO	CONT. 10573PAGO TRAMO DOS	56,420.00
Columbia	FUNDACIÓN CODESPA	CONT. 10674PAGO TRAMO DOS	32,610.00
Columbia	101 MEDIA SOLUTIONS	CONT. 8454 SISTEMATIZACION LECCION	40,450.00
Columbia	ANTONIO JOSE LIZARAZO OCAMPO	CONTRACT RETAINER ANTONIO LIZARAZO	30,400.00
Columbia	TATA CONSULTANCY SERVICES LIMITED	CONTRATO INICIAL 2249/2250 del	601,200.00

Major Contracts for Services Placed by Agency During 2011 (Contracts of \$30,000 or more)

AGENCY			Contract Value
Location of Supplier	Name of Contractor	Description of Services	USD
Columbia	CONSORCIO CONSTRUCOL CESAR	CTO 8460 - PRY 58855 CONSTRUCC	83,060.00
Columbia	CORPORACION VINCULOS	CTO 8771 - PROCESO 11251 - PRY 5885	74,920.00
UNDP Continued			
Columbia	CENTURY MEDIA S.A.S.	CTO 9106 - PROC 11376 - PRY 58	93,450.00
Columbia	CORPORACION VINCULOS	DISEÑO E IMPL. PLAN ATN. PSICO	35,450.00
Columbia	PAVIMENTOS COLOMBIA SA	ELABORACION CONTRATO ARRIENDO	602,760.00
Columbia	COMPUTEL SYSTEM LTDA	EQUIPOS COMPUTO INML	39,780.00
Columbia	NOMINA DE CONSULTORES	Expense Distribution	13,417,550.00
Columbia	FEDERACION NACIONAL DE CAFETEROS	Expense Distribution	75,130.00
Columbia	LABORATORIOS CHALVER DE COLOMBIA SA	FACE 06 PAGO MEMO ACUERDO CTA	45,150.00
Columbia	REDJUVENSAR	FACE 2250-2256 2 TRAMO	31,600.00
Columbia	ADEL DINOSAURIOS	FACE 2317/18 2 TRAMO GRANT	31,200.00
Columbia	CONSORCIO SYGOLD WIRELESS SOLUCIONES	Informe detallado y reconocimi	59,980.00
Columbia	ECONOMETRIA S.A.	INFORME FINAL LINEA DE BASE	86,210.00
Columbia	PONTIFICIA UNIVERSIDAD JAVERIANA	LINEA DE BASE PAGO FINAL	130,040.00
Columbia	AGRICULTURAL ASSESSMENTS INTERNATIONAL	PAGO FINAL CONS. EVA. MIAV	65,520.00
Columbia	CONSORCIO SONDA	Pago hito final del control de	131,010.00
Columbia	CONSORCIO SONDA	PAGO MEJORA 5, 6, 7 Y 8 PAGO S	423,060.00
Columbia	CORPORACION VINCULOS	PAGO1, ATEN PSICOSOCIAL BOSCON	38,110.00
Columbia	AGRICULTURAL ASSESSMENTS INTERNATIONAL	PAGO1, PRODUCTO DCTO.	42,300.00
Columbia	CONSORCIO SYGOLD WIRELESS SOLUCIONES	Plan y cronograma de trabajo.	119,960.00
Columbia	UNE CONSULTORES DE SEGUROS LTDA	POLIZA SEGURO VIDA 557 CONSULT	102,230.00
Columbia	ECONOMETRIA S.A.	PRIMER PAGO LINEA DE BASE	58,110.00
Columbia	TRANSPARENCIA POR COLOMBIA	PROCESO 11286 SP PROYECTO 78525 DIS	83,780.00
Columbia	ASOC DE ORG PRESTADORAS DE SERVICIOS	PROCESO 11307 PROYECTO 58316 -	70,720.00
Columbia	UNIVERSIDAD TECNOLOGICA DEL CHOCO	PROCESO 11461 - PARA LA CREACIÓN E	48,570.00
Columbia	SECURITAS DE COLOMBIA SA	PROY 69179 SERVICIO DE VIGILANCIA S	64,830.00
Comoros	SOGEM	Branchement eau sites moheli	43,520.00
Comoros	KIABI CONSTRUCTION	Réhabilitation de l'ENFAG	62,990.00
Congo, Republic of the	ENTREPRISE BONY COMMERCE SERVICES	002/EBCS ATTACHDU CSI D'ODZIBA	142,590.00
Congo, Republic of the	CIFAC	005/06/ 2EME ATTCHMT LOUVAKOU	65,430.00
Congo, Republic of the	ENTREPRISE BONY COMMERCE SERVICES	010/W-BR/TTACHEM N°1 BOURREAU	37,290.00
Congo, Republic of the	SOCIETE OCEANA	047/07 AVANCEMENT CSI LOUDIMA	31,970.00
Congo, Republic of the	CIFAC	06/09 3EME ATTACHMT LOUVAKOU	120,700.00
Congo, Republic of the	FORUM DES JEUNES ENTREPRISES DU CONGO	06/FJEC/11 FRAIS SCES ENCADREM	32,540.00
Congo, Republic of the	ENTREPRISE BONY COMMERCE SERVICES	1ER ATTACHEMENT MALOUKOU BOUZA	44,600.00
Congo, Republic of the	BA-C-EL	1ER ATTACHMENT CSI MOUTABALA	48,780.00
Congo, Republic of the	ETS LA BOUSSELE-CONGO DMR	1ER ATTACMT EXTEN EBB MALOUKOU	34,340.00
Congo, Republic of the	ETABLISSEMENT ALIMA SERVICES	1ER ATTCH COUCHE BASE MALO/550	33,330.00
Congo, Republic of the	FORECO SARL	1ER ATTCHMENT SONGHAI LOUVAKOU	57,410.00
Congo, Republic of the	MHB BATIMENT ET TRAVAUX PUBLICS	1ER ATTCHMT COUCHE FOND & BASE	101,000.00
Congo, Republic of the	TRAVAUX PUBLICS, BATIMENTS, AMENAGEMENT,	2EME ATTACHEMENT EXTE BOURREAU	45,670.00
Congo, Republic of the	SOCIETE SEIKO	2EME ATTACHEMENT PAVAGE BOUREA	40,860.00
Congo, Republic of the	ASSOCIATION POUR LE DEVELOPPEMENT	2EME ATTACHEMT OTSENDE/PARSEGD	31,460.00
Congo, Republic of the	SOCIETE SEIKO	2EME ATTACHEMT PAVAGE MALOUKOU	36,880.00
Congo, Republic of the	NATHALYS SARL	38/NS/RH/ FIN TRAV SCI MBOUALE	99,340.00
Congo, Republic of the	CIFAC	3EME ATTACHEMENT LOUVAKOU	115,810.00
Congo, Republic of the	SOCIETE SEIKO	3EME ATTACHEMENT MALOUKOU BOUZA	47,140.00
Congo, Republic of the	ENTREPRISE BOBANTISSA BATIMENT	3EME ATTACHEMENT SONGH LOUVAKOU	57,210.00
Congo, Republic of the	SOCIETE SEIKO	3EME ATTCHMENT MALOUKOU BOUZAL	43,190.00
Congo, Republic of the	COBAT SARL	4EME ATTACHEMT CSI NGO ET NSAH	38,970.00
Congo, Republic of the	ENTREPRISE BOBANTISSA BATIMENT	4EME ATTCHMNT SONGHAI LOUVAKOU	53,930.00
Congo, Republic of the	CIFAC	5EME ATTACHMT SONGHAI LOUVAKOU	54,360.00
Congo, Republic of the	BA-C-EL	AVANCE DE DEMARRAGE MOUTABALA	99,150.00
Congo, Republic of the	MINISTERE DE L'ENSEIGNEMENT TECHNIQUE	CAISSE AVCE N°3 BOURSES FRANCE	344,350.00
Congo, Republic of the	ASSOCIATION POUR LE DEVELOPPEMENT	EME ATTACHEMT SONGHAI OTSENDE	55,550.00
Congo, Republic of the	ASSOCIATION POUR LE DEVELOPPEMENT	EME ATTACHMT SONGHAI OTSENDE	54,660.00
Congo, Republic of the	SOVEMAC	ER ATTACHEMT OTSENDE PARSEGD	35,250.00
Congo, Republic of the	FORUM DES JEUNES ENTREPRISES DU CONGO	Expense Distribution	155,110.00
Congo, Republic of the	FORECO SARL	Expense Distribution	51,590.00
Congo, Republic of the	ENTREPRISE BONY COMMERCE SERVICES	F58/ 2EME ATTACHEMENT MALOUKOU	36,370.00
Congo, Republic of the	ETS FRANCK ANDRE	FAC N° 09/FA/11 FIN TRAV 09-33	47,180.00
Congo, Republic of the	NOUVEAU COMPTOIR TECHNIQUE	FACT 1ER ATTACHEMENT OTSENDE	34,300.00
Congo, Republic of the	TRAVAUX PUBLICS, BATIMENTS, AMENAGEMENT,	Fact n° 312 BZV 11 PNUD	31,620.00
Congo, Republic of the	FORUM DES JEUNES ENTREPRISES DU CONGO	FRAIS DE SCES TRANCHES 10 ET11	31,340.00
Congo, Republic of the	ENTREPRISE BOBANTISSA BATIMENT	N° 001/EBB/2011 CT 1049PNUD/PA	52,070.00
Congo, Republic of the	ENTREPRISE BONY COMMERCE SERVICES	N° 01/W-BR/2EME ATTAC BOURREAU	41,990.00
Congo, Republic of the	FORECO SARL	n° A007/FRC/DG-11 du 27/04/11	48,850.00
Congo, Republic of the	FORECO SARL	n° A008/FRC/DG-11 du 27/04/11	44,610.00
Congo, Republic of the	COBAT SARL	n°001/04/11 ATTACHEM NGO&NSAH	134,220.00
Congo, Republic of the	ENTREPRISE BONY COMMERCE SERVICES	N°001/05 REAHB.CSI NGO ET NSAH	134,220.00
Congo, Republic of the	COBAT SARL	N°001/11 REHAB.CSI NGO ET NSAH	155,890.00
Congo, Republic of the	ENTREPRISE BONY COMMERCE SERVICES	n°002/EBCS/2010 ATTACHEM ODZIBA	142,590.00
Congo, Republic of the	ENTREPRISE BOBANTISSA BATIMENT	N°02/ 2EME ATTACHMENT LOUVAKOU	40,330.00
Congo, Republic of the	ENTREPRISE BONY COMMERCE SERVICES	n°038/EBCS/11 AV DEMARR/10-58	33,230.00
Congo, Republic of the	ENTREPRISE BONY COMMERCE SERVICES	N°039/EBCS/11 AV DEMA CT 10-59	31,010.00
Congo, Republic of the	ETS FRANCK ANDRE	N°05/FA/11 AV3 CSI LOUVOULOU	87,850.00
Congo, Republic of the	SOVEMAC	N°3290/MM/10 BENNES PARSEGD	40,360.00
Congo, Republic of the	Programme des Nations Unies Pour le Dev	PYT CONTRIB PNUD COORDINATION	33,270.00
Congo, Republic of the	ENTREPRISE BONY COMMERCE SERVICES	Pyt dcpte 1/cont001 16/BZV/11	36,450.00
Congo, Republic of the	BATI-CONCEPT	Pyt dcpte 2/cont004 25/BZV/11	31,070.00
Congo, Republic of the	ETS. NIAMOLENDE	Pyt dcpte 2/cont005 23/BZV/11	44,960.00
Congo, Republic of the	SY ENTRPRISE GENERALE DE BATIMENT	Pyt Dcptes 2,3et 4/cont002DOL	35,370.00
Congo, Republic of the	BA-C-EL	REMBOURSEMENT RETENUE GARANTIE	68,900.00
Congo, Republic of the	SERRU-TOP	RESTITUTI GARANTIE CSI MADIBOU	58,890.00
Congo, Republic of the	NATHALYS SARL	RETRAIT RETENUE DE GARANTIE/MB	40,250.00
Congo, Republic of the	MUTAPILE JEAN-LAUDE KASHALE	S) Intl Consultants-Technical	56,000.00
Congo, Republic of the	SOCIETE SEIKO	TTACHE N°1 EXTENTION BOURREAU	88,200.00
Costa Rica	V & R HIDROINGENIERIA SA	5TO. PAGO CONTRATO	35,900.00
Costa Rica	ASOC DESARR INTEGRAL VARABLANCA HEREDIA	Not Defined	32,190.00
Costa Rica	MH-Tesorería Nacional Depósitos Varios	BID-CATASTRO-cOMP 2. Program 1	178,500.00
Costa Rica	FAST LANE INSTITUTE FOR KNOWLEDGE	Contratación de Servicios de E	37,500.00
Costa Rica	V & R HIDROINGENIERIA SA	CUART PAGO DE CONTRATO	53,850.00
Costa Rica	COOPERATIVA SERVIC. EDUCATIV.ALAJUELA RL	Not Defined	43,020.00
Costa Rica	PRODUCTOS ROCHE INTERAMERICANA, S.A.	FUZEON (ENFUVIRTIDE 90 MG)	97,640.00
Costa Rica	ASOCIACION CAMARAS DE INDUSTRIAS DE C.R.	Prof.Serv.Last (3,4and 5) pymt	40,290.00
Costa Rica	IMPROSA SAFI, S.A.	Rent building year 2011	65,650.00
Costa Rica	EFRAIM JIMENEZ	S) Intl Consultants-Technical	32,000.00
Costa Rica	ESTYMER, S.A.	Third/fourth pymt, SUB-2011-12	33,050.00
Cote d'Ivoire	SERVICE AUTONOME D'ALPHABETISATION (SAA)	005/SAA/2011- 30%-3ème tranche	41,440.00
Cote d'Ivoire	TOYOTA GIBRALTAR STOCKHOLDINGS LTD	Achat d'un véhicule 4x4 Toyota	37,830.00
Cote d'Ivoire	TOYOTA GIBRALTAR STOCKHOLDINGS LTD	Achat véhicule 4x4 Toyota Prad	40,540.00
Cote d'Ivoire	UNIVERSAL TECHNOLOGY	CONTRAT N° 041-2010PAIEMENT	151,490.00
Cote d'Ivoire	AFRIFOR	Decompt N°4/30 forges/Eau Pota	76,660.00
Cote d'Ivoire	AFRIFOR	Decompt N°5 30 Forages/Eau Pot	50,330.00
Cote d'Ivoire	AFRIFOR	Decompt N°7-45 Forages/AFRIFOR	56,530.00
Cote d'Ivoire	UNIVERSAL TECHNOLOGY	FRS CONSTRUCT° ABRIS	304,900.00
Cote d'Ivoire	UNIVERSAL TECHNOLOGY	FRS FORMAT° AGENTS & FORMATEUR	680,940.00
Cote d'Ivoire	UNIVERSAL TECHNOLOGY	PAIEMENT COMMISSAIRES	1,537,910.00
Cote d'Ivoire	UNIVERSAL TECHNOLOGY	PAIEMENT FORMATEURS LEGISLATIV	155,540.00
Cote d'Ivoire	UNIVERSAL TECHNOLOGY	PAIEMENTS MANUTENTIONNAIRE	93,740.00
Cote d'Ivoire	UNIVERSAL TECHNOLOGY	PRIMES AGENTS ELECT BUR VOTE	1,421,150.00
Cote d'Ivoire	LE N'ZI/KONAN AKISSI AMELIE	REHAB BRIGADE VILLE	52,390.00
Cote d'Ivoire	UNIVERSAL TECHNOLOGY	S) Business facilities oversig	378,870.00

Major Contracts for Services Placed by Agency During 2011 (Contracts of \$30,000 or more)

AGENCY			Contract Value
Location of Supplier	Name of Contractor	Description of Services	USD
Cote d'Ivoire	ELECTRONIC COMMUNICATION (ECOM)	S) New business start up Advic	1,466,410.00
Cote d'Ivoire	TOYOTA GIBALTAR STOCKHOLDINGS LTD	Véhicule Toyota LandCruiser Pr	38,920.00
UNDP Continued			
Croatia	EKONERG Ltd.	4th Installment upon submissio	52,060.00
Croatia	DUNEA D.O.O.	As per LoA Dec 2008	33,080.00
Croatia	ECCOS INZENJERING D.O.O.	E) Warehouse stores	216,760.00
Croatia	EKONERG Ltd.	Ekoneg 63/09 Milestone 4	41,170.00
Croatia	LOKRUM D.O.O.	Gala dinner	32,340.00
Croatia	ZORAN MORVAJ	Int'l cons_IC 11-528	42,000.00
Croatia	KOMPAS ZAGREB D.D.	Kompas Zagreb CH conference ev	36,130.00
Croatia	SEDAM IT D.O.O.	MILESTONE 01 & 02	63,610.00
Croatia	ZORAN MORVAJ	Second Interim Payment (August	34,000.00
Croatia	ENEL-ATM D.O.O.	Smart Meetering System for Pub	186,710.00
Croatia	ENEL-ATM D.O.O.	Smart Meetering System for Public B	316,980.00
Cuba	ALFARMA S.A.	ATAZANAVIR	107,020.00
Cuba	PRODUCTOS ROCHE INTERAMERICANA, S.A.	FUZEON (ENFUVIRTIDE 90 MG)	97,640.00
Cuba	B.D.C INTERNATIONAL S.A.	LAB. SUPPLY	35,640.00
Cuba	ALFARMA S.A.	RITONAVIR 100MG	81,150.00
Cuba	B.D.C INTERNATIONAL S.A.	SPARE PARTS FOR LAB. EQUIPMENT	30,120.00
Cyprus	EMEK ?N?AAT ?T?. LTD.	16th Progress Payment ACM Civi	98,770.00
Cyprus	Office of Turkish Cypriot Member of CMP	2011 3Q Advance Expend 3Q 2011	222,610.00
Cyprus	SIGMA RADIO TV PUBLIC LTD	2nd tranche for the production	86,100.00
Cyprus	EMEK ?N?AAT ?T?. LTD.	ACM - Civil works: 18th Contra	145,330.00
Cyprus	EMEK ?N?AAT ?T?. LTD.	ACM - Civil works: 19th Contra	118,040.00
Cyprus	EMEK ?N?AAT ?T?. LTD.	ACM - Civil works: 20th Contra	190,740.00
Cyprus	EMEK ?N?AAT ?T?. LTD.	ACM - Civil works: 21st Contra	98,680.00
Cyprus	EMEK ?N?AAT ?T?. LTD.	ACM - Civil works: 22nd Contr	82,470.00
Cyprus	EMEK ?N?AAT ?T?. LTD.	ACM - Civil works: 23rd Contr	94,100.00
Cyprus	EMEK ?N?AAT ?T?. LTD.	ACM - Civil works: 24th Contr	93,660.00
Cyprus	EMEK ?N?AAT ?T?. LTD.	ACM - Civil works: 25th Contr	149,640.00
Cyprus	EMEK ?N?AAT ?T?. LTD.	ACM - Civil works: 26th Contr	173,690.00
Cyprus	EMEK ?N?AAT ?T?. LTD.	Armenian Church & Monastery -	74,820.00
Cyprus	MUSTAFA TAHSIN	CMP: Excavation Serv 5-6/2011	32,050.00
Cyprus	MUSTAFA TAHSIN	CMP: Excavation Services	30,240.00
Cyprus	MUSTAFA TAHSIN	CMP:excavation services-3-4/11	35,190.00
Cyprus	Public Sub Account HMG 00859503	CMP:Sodexo-elect.&water-2005-8	33,670.00
Cyprus	MUSTAFA TAHSIN	CMP:Tahsin-excav.serv.-4-5/11	33,190.00
Cyprus	Tarmac Asphalt Beton Insaat Ltd.	CONSTRUCTION - limnist section	164,840.00
Cyprus	Kayas construction ltd and Kemal Aktunc	CONSTRUCTION - rehab of the ma	147,240.00
Cyprus	Kayas construction ltd and Kemal Aktunc	CONSTRUCTION - rehabilitation	221,710.00
Cyprus	Tarmac Asphalt Beton Insaat Ltd.	CONSTRUCTION - road constructi	206,040.00
Cyprus	Tarmac Asphalt Beton Insaat Ltd.	Construction work - Limnitis F	93,990.00
Cyprus	Sevki & Hasan Oksuzogullari	Construction work and site man	81,750.00
Cyprus	TELZA CONSTRUCTION LTD	construction works	57,790.00
Cyprus	Crewhouse Media Limited	Deliverable 01 - Pre Productio	34,430.00
Cyprus	Crewhouse Media Limited	Deliverable 02 - Post Producti	40,060.00
Cyprus	Crewhouse Media Limited	Deliverable 03 - Completion of	30,180.00
Cyprus	Kayas construction ltd and Kemal Aktunc	E) Commercial structures	45,780.00
Cyprus	TAMER ZAIM	Energy Auditor (1) Fee	32,550.00
Cyprus	ALI KORAKAN	Energy Auditor (2) Fee	32,550.00
Cyprus	Tarmac Asphalt Beton Insaat Ltd.	LIMNITIS ROAD PROJECT - Final	78,930.00
Cyprus	CEMAN CONSTRUCTION LTD	Payment for the final as inter	42,740.00
Cyprus	Kayas construction ltd and Kemal Aktunc	Payment number 4 under the con	212,400.00
Cyprus	EMEK ?N?AAT ?T?. LTD.	Progress payment February 2011	106,170.00
Cyprus	Kayas construction ltd and Kemal Aktunc	Rehabilitation of the market r	1,604,650.00
Cyprus	MUSTAFA TAHSIN	Tahsin- Nov-Dec 2010	46,780.00
Cyprus	MUSTAFA TAHSIN	Tahsin-excavat.serv.-1-2/2011	53,940.00
Cyprus	CYMAR Market research Ltd.	Tranche 3 to CYMAR	35,830.00
Cyprus	CYMAR Market research Ltd.	Tranche 4 (deliverable 4b) to	48,000.00
Cyprus	TOSUNOGLU INSAAT STI.LTD	Urban Upgrading and Improvemen	314,820.00
Cyprus	TOSUNOGLU INSAAT STI.LTD	Urban Upgrading and Improvement of	445,440.00
Democratic Rep. of the Congo	UNIVERSITE OFFICIELLE DE RUWENZORI	1è tranche élaborat° PDL àBéni	46,670.00
Democratic Rep. of the Congo	UNIVERSITE OFFICIELLE DE RUWENZORI	1è tranche élaborat°PDL Lubéro	37,320.00
Democratic Rep. of the Congo	OXFAM QUEBEC	1ere tranche just qualité N-K	162,080.00
Democratic Rep. of the Congo	CENTRE D'ETUDES EN ORGANISATION	APPUI A INPP-CAP&MAP	39,000.00
Democratic Rep. of the Congo	OXFAM QUEBEC	apurement V 00144226	164,630.00
Democratic Rep. of the Congo	PRICE WATER HOUSE COOPERS	Audit 62 Projets 2010 Pooled F	229,110.00
Democratic Rep. of the Congo	PRICE WATER HOUSE COOPERS	Audit de 10 projets PF/19	62,860.00
Democratic Rep. of the Congo	KPMG CONGO-RDC	Audit de 18 Projets Pooled Fun	107,460.00
Democratic Rep. of the Congo	PRICE WATER HOUSE COOPERS	Audit du projet PACE de janvie	40,000.00
Democratic Rep. of the Congo	STANBIC BANK CONGO	BANK FEES	31,110.00
Democratic Rep. of the Congo	GENITEC	Berceaux métalliques pour bébé	40,920.00
Democratic Rep. of the Congo	MICROCOM	Connexion internet TRIM 3 & 4	32,520.00
Democratic Rep. of the Congo	Association pour la protection de l'enfa	CONSTRUCT.MARCHE AME	37,610.00
Democratic Rep. of the Congo	ADVENTIST DEVELOPEMENT & RELIEF AGENCY	CONSTRUCT.MARCHE KOMANDA&KPAND	67,310.00
Democratic Rep. of the Congo	ADVENTIST DEVELOPEMENT & RELIEF AGENCY	DEPENSES CONST CRS RISASI	37,500.00
Democratic Rep. of the Congo	RIMA	DEPENSES CONSTRUCT CENTRE NIOK	34,630.00
Democratic Rep. of the Congo	ADVENTIST DEVELOPEMENT & RELIEF AGENCY	DEPENSES CONSTRUCT.MARCHE	100,940.00
Democratic Rep. of the Congo	ADVENTIST DEVELOPEMENT & RELIEF AGENCY	DEPENSES CONSTRUCT/KOMANDA	67,310.00
Democratic Rep. of the Congo	L.MAT COLOR	E) Apartment building	698,700.00
Democratic Rep. of the Congo	RESTAURANT LA BOURGEOISE	E) Cafeteria services	82,950.00
Democratic Rep. of the Congo	SOLEIL PLACE	E) Cafeteria services	59,820.00
Democratic Rep. of the Congo	SOCIETE NATIONALE D'ASSURANCE	E) Life, health and accident	70,370.00
Democratic Rep. of the Congo	AGETRAF	E) Transport structures / FORM	67,930.00
Democratic Rep. of the Congo	AGETRAF	E) Warehouse stores	45,070.00
Democratic Rep. of the Congo	STANBIC BANK CONGO	Expense Distribution	82,910.00
Democratic Rep. of the Congo	BIO-ECONOMY AFRICA	Expense Distribution	77,710.00
Democratic Rep. of the Congo	ETOILE AVIATION	FACT TRANSPO ANTI TUBER PNLT	30,170.00
Democratic Rep. of the Congo	DELOITTE & TOUCHE CONGO SPRL	Fact. Audits Projets 2010 PF	106,180.00
Democratic Rep. of the Congo	INSTAPRINT	Fourniture et impression des 3	152,540.00
Democratic Rep. of the Congo	INSTAPRINT	Fourniture et impression des 30 out	156,000.00
Democratic Rep. of the Congo	SOFICOM	Frais de commission pour le pa	1,164,450.00
Democratic Rep. of the Congo	AGESFO	Honoraires AGEFO pour Audit de	83,440.00
Democratic Rep. of the Congo	DELOITTE & TOUCHE CONGO SPRL	Honoraires Audit 16 projets	72,300.00
Democratic Rep. of the Congo	HUMANITAS	Honoraires Audits Projets Pool	76,780.00
Democratic Rep. of the Congo	BEDAP	Honoraires BEDAP pour Audit d	106,260.00
Democratic Rep. of the Congo	KPMG CONGO-RDC	Honoraires KPMG Pour 106 proje	359,080.00
Democratic Rep. of the Congo	DELOITTE & TOUCHE CONGO SPRL	Honoraires pour 16 projets Poo	96,480.00
Democratic Rep. of the Congo	DELOITTE & TOUCHE CONGO SPRL	Honoraires pour 16 projets Pooled F	96,480.00
Democratic Rep. of the Congo	SECOFIC	Honoraires SECOFIC Projets Poo	41,580.00
Democratic Rep. of the Congo	Strong NKV	Honoraires Strong NKV pour 8 p	36,760.00
Democratic Rep. of the Congo	ETN ASBL	JUST. 1ère TRANCHE D FINANCEMENT	119,090.00
Democratic Rep. of the Congo	ASSOC DEV SOCIAL SAUVEGAR ENVIRONNEMENT	JUSTIF.2eTRANCHE PROJ.MONGBWAL	51,960.00
Democratic Rep. of the Congo	ETN ASBL	JUSTIFICATION VOUCHER00127213	68,870.00
Democratic Rep. of the Congo	CARITAS NORD KIVU	JUSTIFICATION VOUCHER 00116092	74,920.00
Democratic Rep. of the Congo	PROREN	JUSTIFICATION VOUCHER 00117339	51,800.00
Democratic Rep. of the Congo	SOFICOM	MAD primes resto.Kapalata 2011	132,720.00
Democratic Rep. of the Congo	CARITAS BASANKUSU	Paielement 2è tranche pour PDL	61,700.00
Democratic Rep. of the Congo	UNIVERSITE OFFICIELLE DE RUWENZORI	PAIEMENT 3EME TRANCHE	35,000.00
Democratic Rep. of the Congo	FAIDA NARUGETA JEANNETTE	Pmt 6 MOIS Loyer BEA	36,000.00
Democratic Rep. of the Congo	CYBERSOFT CS	PMT contrat CYBERTSOFT	47,150.00
Democratic Rep. of the Congo	CMCT	PMT facture CMCT Forum	43,830.00
Democratic Rep. of the Congo	HOTEL LE NYIRA	Pmt Solde Restauration	54,310.00
Democratic Rep. of the Congo	RIMA	PYT EQUIPEMENTS&BIBLIOTHEQUE	41,830.00

Major Contracts for Services Placed by Agency During 2011 (Contracts of \$30,000 or more)

AGENCY			Contract Value
Location of Supplier	Name of Contractor	Description of Services	USD
Democratic Rep. of the Congo	Bakatsuraki kavusa semeyi	PYT FACTURE LOYER BUREAU TERRA	46,200.00
Democratic Rep. of the Congo	Bakatsuraki kavusa semeyi	PYT LOYER BUREAU GOMA POUR SI	46,200.00
UNDP Continued			
Democratic Rep. of the Congo	BIO-ECONOMY AFRICA	Rapport Octobre-Décembre 2010	50,620.00
Democratic Rep. of the Congo	GROUPEMENT D'APPUI ET D'ACCOMPAGNEMENT	Réalisation de la cinquième ét	52,970.00
Democratic Rep. of the Congo	UNIVERSITE OFFICIELLE DE RUWENZORI	Réalisation de la deuxième éta	104,980.00
Democratic Rep. of the Congo	CARITAS CONGO	Réalisation de la deuxième éta	64,640.00
Democratic Rep. of the Congo	GROUPEMENT D'APPUI ET D'ACCOMPAGNEMENT	Réalisation de la deuxième éta	44,140.00
Democratic Rep. of the Congo	CARITAS CONGO	Réalisation de la première éta	51,710.00
Democratic Rep. of the Congo	CARITAS BASANKUSU	Réalisation de la première éta	49,360.00
Democratic Rep. of the Congo	GROUPEMENT D'APPUI ET D'ACCOMPAGNEMENT	Réalisation de la première éta	35,310.00
Democratic Rep. of the Congo	CARITAS CONGO	Réalisation de la troisième ét	38,790.00
Democratic Rep. of the Congo	CARITAS BASANKUSU	Réalisation de la troisième ét	37,020.00
Democratic Rep. of the Congo	UNIVERSITE OFFICIELLE DE RUWENZORI	Réalisation de la troisième ét	37,020.00
Democratic Rep. of the Congo	RESTAURANT LA BOURGEOISE	Regul.imput.fact #00713/2011/B	34,020.00
Democratic Rep. of the Congo	Coup'D'Food	RESTAURATION 520 AGENTS PNC DU	53,980.00
Democratic Rep. of the Congo	STANBIC BANK CONGO	Reversement Pension SC Nim Dim	88,220.00
Democratic Rep. of the Congo	STANBIC BANK CONGO	Reversmt Pension Pooled-Fund	31,220.00
Democratic Rep. of the Congo	RESTAURANT LA BOURGEOISE	S) Cafeteria services	34,020.00
Democratic Rep. of the Congo	AXENET ENTREPRISE	Serveurs Proliant DL360G5	47,250.00
Democratic Rep. of the Congo	HOTEL LE NYIRA	service restauration du 26/01	45,360.00
Democratic Rep. of the Congo	Coup'D'Food	Services de restauration à kap	44,450.00
Democratic Rep. of the Congo	ZETES SA	SOFTWARE, COMPUTER and related	715,200.00
Democratic Rep. of the Congo	Catholic Organisation for Relief and Dev	VIH R8	44,230.00
Denmark	UNITED NATIONS OFFICE FOR PROJECT SERVIC	1 lot de 4 vehicules Ambulance	317,700.00
Denmark	UNFPA	1.2.13.1 Administrative and ot	38,290.00
Denmark	UNFPA	1.2.4.1 Recruit and employ one	158,110.00
Denmark	UNFPA	1.2.4.2 Monthly salary cost pe	172,940.00
Denmark	UNFPA	1.2.4.2 Recruit and employ one	178,850.00
Denmark	UNFPA	1.2.5.9 Vehicle insurance, mai	37,470.00
Denmark	UNFPA	1.2.7.1 Train focal points for	99,070.00
Denmark	UNOPS	10 x Ford Everest VIP ex-stock	521,580.00
Denmark	UNOPS	100 x Ford Ranger D/cab - ex-s	3,226,300.00
Denmark	UNOPS	100 x Ford Ranger D/cab - ex-stock	3,226,300.00
Denmark	UNOPS	20 x Ford Everest - ex-stock	1,354,500.00
Denmark	GRONTMIJ A/S	3rd installment payment. Submi	106,620.00
Denmark	GRONTMIJ A/S	3rd installment payment. Submission	106,620.00
Denmark	KUEHNE + NAGEL A/S	4 Rotations are expected to co	2,222,000.00
Denmark	GRONTMIJ A/S	4th installment payment. Submission	106,620.00
Denmark	UNOPS HEADQUARTERS	5eme VERS./ APPUI IGPNH	737,150.00
Denmark	GRONTMIJ A/S	5th installment payment. Submi	106,630.00
Denmark	GRONTMIJ A/S	5th installment payment. Submission	106,630.00
Denmark	GRONTMIJ A/S	6th installment payment. Submission	67,870.00
Denmark	UNOPS	90 x Ford Ranger S/cab troops	2,487,670.00
Denmark	UNOPS	90 x Ford Ranger S/cab troops carri	2,487,670.00
Denmark	PETER JUSTESEN COMPANY A/S	Achat de polyéthylènes et acc	83,630.00
Denmark	UNOPS	Additional expenses	1,000,000.00
Denmark	KUEHNE + NAGEL A/S	Additional local deliveries in	77,510.00
Denmark	KUEHNE + NAGEL A/S	Additional pre-positioning fee	173,050.00
Denmark	WHO REGIONAL OFFICE FOR EUROPE	Adv closure FACE dd.18.07.2011	50,520.00
Denmark	UNOPS	Adv-Ware house	182,570.00
Denmark	KUEHNE + NAGEL A/S	Air freight charges	34,500.00
Denmark	KUEHNE + NAGEL A/S	Air Freight from HKG plus loca	35,600.00
Denmark	SCAN GLOBAL LOGISTICS A/S	AIR TRANSPORT	81,430.00
Denmark	KUEHNE + NAGEL A/S	AIR TRANSPORT	36,800.00
Denmark	KUEHNE + NAGEL A/S	Ajustement voucher 00031624	568,800.00
Denmark	UNICEF - COPENHGEN	Artesunate 100 mg tablets + SP	520,000.00
Denmark	KUEHNE + NAGEL A/S	Ballot Paper to be moved from	252,250.00
Denmark	KUEHNE + NAGEL A/S	By air to Monrovia airport, Liberia	32,550.00
Denmark	SCAN GLOBAL LOGISTICS A/S	By air to Niamey, Niger	36,230.00
Denmark	ADVIZING IT APS	computer	45,800.00
Denmark	DAN:OFFICE LTD	Computer HP Compaq 6000 Pro Ba	59,110.00
Denmark	BRINK SERVICED OFFICES - BUSINESS CENTER	CSE DEPOST RELOCATION OFFICE	74,810.00
Denmark	ALM. BRAND (FORSIKRING & INVEST) A/S	CSE RENT MM1+3 Q2-2011	1,212,380.00
Denmark	TDC A/S	CSE Tie line	63,420.00
Denmark	TDC A/S	CSE Tie line 01-10 31-12/11	39,030.00
Denmark	COPENHAGEN MALMO PORT	CSE WAREHOUSE 56, Q2 11	51,410.00
Denmark	NCC CONSTRUCTION DANMARK A/S	CSE WEST WING LIGHT REPAIR	42,210.00
Denmark	BY & HAVN	CSE: rent Marmormolen HY1	637,340.00
Denmark	BY & HAVN	CSE: rent Marmormolen HY2 2011	691,570.00
Denmark	ALM. BRAND (FORSIKRING & INVEST) A/S	CSE: rent MM1+3 Q1-2011	980,540.00
Denmark	ALM. BRAND (FORSIKRING & INVEST) A/S	CSE: rent MM1+3 Q3' 11	1,059,320.00
Denmark	BY & HAVN	CSE: rent Parkhus 24, HY1	460,420.00
Denmark	BY & HAVN	CSE: rent Parkus24, HY2 2011	499,600.00
Denmark	TDC A/S	CSE: Tie line for Q1 2011	59,130.00
Denmark	COPENHAGEN MALMO PORT	CSE: warehouse 56 ,rent Q1` 11	47,960.00
Denmark	ALM. BRAND (FORSIKRING & INVEST) A/S	CSE:rent MM1+3 Q4 2011	1,022,520.00
Denmark	The Danish Institute for Human Rights	DANISH INSTITUTE - FINAL PAYM	34,580.00
Denmark	The Danish Institute for Human Rights	DANISH INSTITUTE - FINAL PAYME	216,290.00
Denmark	Copenhagen Election A/S	Delivery by air to Monrovia	47,160.00
Denmark	LTA Advizing IT (USA & Denmark Branch)	Dell Server Maintenance for 1	50,750.00
Denmark	DAN:OFFICE LTD	Desktop Computers HP Compaq 60	68,680.00
Denmark	ADVIZING IT	E) Computer hardware mainten	46,540.00
Denmark	ADVIZING IT LTD	E) Computer servers	92,130.00
Denmark	PEM CONSULT A/S	E) Methodology and analysis	88,440.00
Denmark	UNICEF Supply Division	E) Shipment, Insurance and Ins	37,610.00
Denmark	DI	Final instalment/DI	61,280.00
Denmark	UNICEF - COPENHGEN	Freight, Insurance & Inspectio	65,000.00
Denmark	UNICEF - COPENHGEN	Freight, insurance & inspectio	65,000.00
Denmark	OLE SPARRE PEDERSEN	Frist installment of consultan	30,470.00
Denmark	DAN:OFFICE	HP 2740P TABLET NOTEBOOK	218,300.00
Denmark	AFRICA AUTOMOTIVE A/S	Motor cycle XL 125 Off Road an	64,000.00
Denmark	AFRICA AUTOMOTIVE A/S	Motorcycle XL 125& Insur, Freig	74,300.00
Denmark	DANIMEX COMMUNICATION	Motorola GP380 VHF 136-174MHz	50,160.00
Denmark	DI	NLO: 2nd installment	82,280.00
Denmark	COPENHAGEN MALMO PORT	PARHUS 56 RENT JULY 11	52,040.00
Denmark	DANISH ENERGY MANAGEMENT A/S	PART A: 10% & PART B: 10%	38,530.00
Denmark	UNOPS	Procurement of Ice Plant as pe	202,700.00
Denmark	INTERNATIONAL MEDIA SUPPORT	Provision of Media Training an	391,410.00
Denmark	INTERNATIONAL MEDIA SUPPORT	Provision of Media Training and Med	195,710.00
Denmark	KIM VON OLDENBURG BEER	PSO 2010-39-PSO Transform docu	31,500.00
Denmark	TRYG-BALTICA FORSIKRING	PSO Marine Insurance - Policy	40,250.00
Denmark	UNOPS	PURCHASE OF ONE UNIT TOYOTA LANDCRU	46,550.00
Denmark	Danish Refugee Council	Reimburs. David Murphy - Invoi	37,560.00
Denmark	Danish Refugee Council	Reimburs. Lilijana Todorovic -	34,640.00
Denmark	Danish Refugee Council	Reimburs. Stuart Kefford - Inv	55,160.00
Denmark	Danish Refugee Council	Reimburs. Tom Delrue- Invoice	37,670.00
Denmark	Danish Refugee Council	Reimburs. Tom Delrue- Invoice dated	37,670.00
Denmark	COPENHAGEN MALMO PORT	RENT 3 QTR PARKHUS 56	50,110.00
Denmark	KIM BEER VON OLDENBURG	S) Intl Consultants - Support	34,480.00
Denmark	Arne Kvist Rønne, COWI A/S	S) Intl Consultants-Technical	152,100.00
Denmark	Dorte Kabell	S) Intl Consultants-Technical	32,000.00
Denmark	Arne Kvist Rønne, COWI A/S	S) Intl Consultants-Technical - Th	152,100.00
Denmark	PHOENIX DESIGN AID	S) Printing	40,230.00

Major Contracts for Services Placed by Agency During 2011 (Contracts of \$30,000 or more)

AGENCY			Contract Value
Location of Supplier	Name of Contractor	Description of Services	USD
Denmark	UNICEF Supply Division	S) Shipment (Freight, Insuran	68,360.00
Denmark	UNICEF DINAMARCA	S) Shipment (Relocation)	34,450.00
UNDP Continued			
Denmark	OLE SPARRE PEDERSEN	Second installment of consulta	30,470.00
Denmark	ADVIZING IT	SG- Procure IT & Office equipm	32,020.00
Denmark	UNOPS	Spare Parts for normal operati	34,120.00
Denmark	GRONTMIJ A/S	Submission and acceptance of r	96,240.00
Denmark	UNOPS	Toyota Land Cruiser Prado Stat	86,850.00
Denmark	KUHNE & NAGEL A/S	Transportation of prefabs; Gen	70,590.00
Denmark	PETER JUSTESEN A/S	UHF Handheld Transceiver set ?	82,690.00
Denmark	DANIMEX COMMUNICATION ApS	UHF Handheld Transceiver set ?	68,710.00
Denmark	WHO REGIONAL OFFICE FOR EUROPE	USD Adv.clos FACE dd.24.10.11	37,140.00
Denmark	UNOPS HEADQUARTERS	VERS. 60%/ACCORD PNUD-UNOPS	1,977,840.00
Denmark	UNOPS	Voucher no (93948) Repayment	182,570.00
Djibouti	UNIVERSAL TV	Milestone 1 - Mobilization	97,090.00
Djibouti	UNIVERSAL TV	Milestone 2	194,170.00
Djibouti	UNIVERSAL TV	Milestone 3	485,440.00
Djibouti	UNIVERSAL TV	Milestone 4	194,170.00
Djibouti	UNIVERSAL TV	Provision of Television Campai	53,150.00
Dominican Republic	CID MORONTA, CLARIDANIA	1er.Pgo.25%-C#19/11-00075888	71,220.00
Dominican Republic	CID MORONTA, CLARIDANIA	2doPgo.C#19/11-00075888	39,430.00
Dominican Republic	ARCEN CONSTRUCTION	C#04/11-ARCEN-00054013	31,770.00
Dominican Republic	SERVICIO REGIONAL SALUD REGION IV	C#36/11-25%Garanti+Crono-77591	81,750.00
Dominican Republic	Grupo Gestión Moderna	C#CII-Se-01/11-50%1pago-77591	50,700.00
Dominican Republic	CONSEJO NACIONAL DE COMPETITIVIDAD	Expense Distribution	51,190.00
Dominican Republic	FUNDACION SUR FUTURO / SABANA YEGUA	Liq. trimestre Jul/Sep	49,160.00
Dominican Republic	FUNDACION SUR FUTURO / SABANA YEGUA	Liquidacion	93,860.00
Dominican Republic	CONSEJO NACIONAL DE COMPETITIVIDAD	Liquidación Abril-Mayo 2011	34,340.00
Dominican Republic	CONSEJO NACIONAL DE COMPETITIVIDAD	Liquidación Enero-Marzo 2011	36,130.00
Dominican Republic	CONSEJO NACIONAL DE COMPETITIVIDAD	LIQUIDACION SEGUNDO DESEMBOO	42,720.00
Dominican Republic	FUNDACION SUR FUTURO / SABANA YEGUA	Liquidación Trimestres AbrilJu	102,760.00
Dominican Republic	COCIVILCA S.R.L.	Pago 1era cubicacion ITESIL	61,990.00
Dominican Republic	SOCRATES RAMON PEREZ MINAYA	Pgo.Borrador.Ministerial-77547	32,310.00
Dominican Republic	REYES SANTOS, LUIS B	Pgo.PlanTrabajo&Aprobac.-77547	39,860.00
East Timor	LIFAU INDAH UNIP.LDA/FERNANDO MAK	2nd instalment (25%) for LIAFA	36,050.00
East Timor	LIFAU INDAH UNIP.LDA/FERNANDO MAK	3rd instalment (25%) for LIAFA	36,050.00
East Timor	LIFAU INDAH UNIP.LDA/FERNANDO MAK	4th instalment (30%) for LIAFA	43,250.00
East Timor	TAM ELECTRICS	60% payment for completion and	43,410.00
East Timor	MONTANA DIAK UNIPESOAL Lda/FU SENG LAY	70% payment for the completio	61,380.00
East Timor	NOVO HORIZONTE	S) Meeting facilities	39,600.00
East Timor	EMPRESA D'AK	S) Social development	45,450.00
Ecuador	Inmobiliaria Santa Beatriz S. A.	32377-CS-02-318 Renta 2011 Pag	295,770.00
Ecuador	SWATSEG VIGILANCIA CIA. LTDA.	32377-CS09-124- Vigilancia 01.01.11	63,970.00
Ecuador	SWATSEG VIGILANCIA CIA. LTDA.	32377-CS09-124- Vigilancia 01.07.11	65,030.00
Ecuador	VALENCIA ZAMBRANO CESAR LEONARDO	62201-SSA-10-232 Hon 12.12.10-11.06	32,400.00
Ecuador	MINISTERIO DEL AMBIENTE	Liquidación Ene-Mar 2011	82,000.00
Ecuador	Clasecuador S. A.	SP1-Renta ene-jun11 Central	56,660.00
Ecuador	Clasecuador S. A.	SP29-Renta jul-dic11 F4230	56,660.00
Egypt	TOUG TRADING & ENGINEERING CO.	20% Payment upon completion of	124,850.00
Egypt	TOUG TRADING & ENGINEERING CO.	20% Payment upon completion of the	124,850.00
Egypt	TOUG TRADING & ENGINEERING CO.	30% Payment upon completion of	93,640.00
Egypt	TOUG TRADING & ENGINEERING CO.	30% Payment upon completion of roof	93,640.00
Egypt	ALI HUZAYYIN	7.45 man month (76% of contr.)	39,120.00
Egypt	Sectors Construction	A) Construction Material (LP)	658,580.00
Egypt	WHO CAIRO	A.8 ART-OH-TRNG-M&E-COMM	75,460.00
Egypt	HUMAN RIGHTS CAPACITY BUILDING PROJ.-BEN	Adj. Between Outputs_BENAA	189,290.00
Egypt	ABOVE & BELOW for BRANDING SOLUTIONS	adjusting exp fund	138,980.00
Egypt	WHO CAIRO	Comm- Scaling up quality Dots	77,200.00
Egypt	EL-ERIAN, Mostafa Ali	Consultancy fees	57,240.00
Egypt	World Health Organization in Egypt	Contracts	70,000.00
Egypt	Emp.& Connecting Community through ICT	EGY_LIQ_MAR2011 ICT_53834	184,650.00
Egypt	ENTRUST DEVELOPMENT & MANAGEMENT CONSULTA	Entrust Development & Manageme	41,120.00
Egypt	WORLD HEALTH ORGNIZATION (WHO)	Expense Distribution	3,369,990.00
Egypt	NASSER IBRAHIM ATTA RADWAN	FINAL INSTALLMENT MAY2011	30,010.00
Egypt	WHO CAIRO	HR	98,780.00
Egypt	INSTITUTE OF CULTURAL AFFAIRS	IN SHARKYA GOV	30,290.00
Egypt	SOCIAL CONTRACT CENTER	Liq JULY 2011 SC 70132	43,050.00
Egypt	ENHANCE EFF.&ACCOUNT.OF THE PUBLIC SECTO	Liq- April2011 Project 75466	159,840.00
Egypt	SOCIAL CONTRACT CENTER	Liq Aug 2011 SC P#70132	46,710.00
Egypt	SOCIAL CONTRACT CENTER	Liq Jul 2011 SC 53972	35,370.00
Egypt	SOCIAL CONTRACT CENTER	Liq -Mar2011 SC - 53972	88,310.00
Egypt	ICT TO FOSTER EGYPT PHASE II	LIQ. Feb. 2011- PRJ# 60858	30,260.00
Egypt	ICT TO FOSTER EGYPT PHASE II	LIQ. Jan. 2011-PRJ#60858	68,660.00
Egypt	ICT TO FOSTER EGYPT PHASE II	LIQ. June 2011-PRJ#60858	55,030.00
Egypt	ICT TO FOSTER EGYPT PHASE II	LIQ. of Aug.2011-ICT-60858	67,700.00
Egypt	ICT TO FOSTER EGYPT PHASE II	LIQ. of Jul. 2011- PRJ#60858	102,260.00
Egypt	ICT TO FOSTER EGYPT PHASE II	LIQ. of Nov.2011-ICT	55,770.00
Egypt	ICT TO FOSTER EGYPT PHASE II	LIQ. of Oct.2011-ICT	76,920.00
Egypt	ICT TO FOSTER EGYPT PHASE II	LIQ. Sep.2011-ICT-60858	44,810.00
Egypt	MUNICIPAL INITIATIVE STRATEGIC RECOVERY	LIQ_APR2011_MISR_48600	57,340.00
Egypt	SOCIAL CONTRACT CENTER	Liq April 2011 SC _70132	30,570.00
Egypt	Emp.& Connecting Community through ICT	LIQ_EGY_APR2011_EMP_53916	109,260.00
Egypt	STRATEGIC URBAN DEV. PLAN GREATER CAIRO	LIQ_EGY_AUG_GCR_56471	38,660.00
Egypt	STRATEGIC URBAN DEV. PLAN GREATER CAIRO	LIQ_EGY_AUG_USD_GCR_56471	163,800.00
Egypt	Emp.& Connecting Community through ICT	LIQ_EGY_AUG2011_EMPOW_53834	247,970.00
Egypt	ENHANCE EFF.&ACCOUNT.OF THE PUBLIC SECTO	LIQ_EGY_AUG2011_ENH.EFF75466	171,360.00
Egypt	Emp.& Connecting Community through ICT	LIQ_EGY_FEB2011 ICT_53834	399,920.00
Egypt	ENHANCE EFF.&ACCOUNT.OF THE PUBLIC SECTO	LIQ_EGY_JAN2011_ENHANCE_75466	84,730.00
Egypt	STRATEGIC URBAN DEV. PLAN GREATER CAIRO	LIQ_EGY_JAN2011_GCR_56471	30,660.00
Egypt	Emp.& Connecting Community through ICT	LIQ_EGY_JAN2011 ICT_53834	76,570.00
Egypt	Emp.& Connecting Community through ICT	LIQ_EGY_JUL2011_EMP_53834	453,610.00
Egypt	ENHANCE EFF.&ACCOUNT.OF THE PUBLIC SECTO	LIQ_EGY_JUL2011_ENH.EFF75466	102,720.00
Egypt	MDGF DAHSHOUR DEVELOPMENT	LIQ_EGY_JUN2011_DAHSH.58644	32,500.00
Egypt	ENHANCE EFF.&ACCOUNT.OF THE PUBLIC SECTO	LIQ_EGY_JUN2011_ENH.EFF.75466	116,720.00
Egypt	ENHANCE EFF.&ACCOUNT.OF THE PUBLIC SECTO	LIQ_EGY_MAR2011_ENHANC_75466	87,020.00
Egypt	ENHANCE EFF.&ACCOUNT.OF THE PUBLIC SECTO	LIQ_EGY_MAY2011_ENH.EFF.75466	101,780.00
Egypt	ENHANCE EFF.&ACCOUNT.OF THE PUBLIC SECTO	LIQ_EGY_OCT2011_ENHAN_75466	33,830.00
Egypt	SPAD-GOPP	LIQ_EGY_OCT2011_SPAD_69670	55,340.00
Egypt	ENHANCE EFF.&ACCOUNT.OF THE PUBLIC SECTO	LIQ_EGY_SEP2011_ENH.EFF75466	100,410.00
Egypt	SPAD-GOPP	LIQ_EGY_SPAD_69670	65,090.00
Egypt	STRATEGIC URBAN DEV. PLAN GREATER CAIRO	LIQ_JUNE2011_GCR_56471	44,440.00
Egypt	SPAD-GOPP	LIQ_SEP_SPAD_69670	67,550.00
Egypt	WHO CAIRO	Liquid. Proj. Adv Apri-Jun11	371,680.00
Egypt	WHO CAIRO	Liquid. Proj. Adv July-Sept 11	506,210.00
Egypt	WHO CAIRO	Liquidation of Program Advance	565,840.00
Egypt	MARRIOTT CAIRO HOTEL	Meeting	82,410.00
Egypt	VIRGIN GRAPHICS	Printing of the Situation Analy	47,090.00
Egypt	ABOVE & BELOW for BRANDING SOLUTIONS	S) Advertising agency services	138,980.00
Egypt	INFORMATION AND DECISION SUPPORT CENTER	salaries April2010-March2011	51,370.00
Egypt	WHO CAIRO	SD4-TA-Prevention-VCCT	97,200.00
Egypt	WHO CAIRO	SDA.7-TRNG-M&E-OH-COMM	54,900.00
Egypt	WHO CAIRO	SDA1	402,000.00
Egypt	WHO CAIRO	SDA12-M&E	163,400.00
Egypt	WHO CAIRO	SDA1-TECH ASST	39,840.00

Major Contracts for Services Placed by Agency During 2011 (Contracts of \$30,000 or more)

AGENCY			Contract Value
Location of Supplier	Name of Contractor	Description of Services	USD
Egypt	WHO CAIRO	SDA3-TECH ASST	78,660.00
Egypt	WHO CAIRO	SDA4	45,800.00
UNDP Continued			
Egypt	WHO CAIRO	SDA4-OH/HR/M&E/TA/COMM/TRNG	97,200.00
Egypt	WHO CAIRO	SDA4-Prev-TA/TRNG/OH/HR/M&E/CO	194,400.00
Egypt	WHO CAIRO	SDA4-TECH ASST	39,400.00
Egypt	WHO CAIRO	SDA5-HR	150,000.00
Egypt	WHO CAIRO	SDA5-TECH ASST	99,260.00
Egypt	WHO CAIRO	SDA6-Dignosis	137,900.00
Egypt	WHO CAIRO	SDA8-treat-OH/TRNG/M&E	55,920.00
Egypt	WHO CAIRO	SDA9-TBHIV/TRNG/M&E	40,000.00
Egypt	MERCURY COMMUNICATIONS	Social Responsibility 28/12/10	38,420.00
Egypt	KHALED MOHEY ELDIN AHMAD	SSA Consultant ? Rule of Law	83,210.00
Egypt	ZONE TECHNOLOGIES	Trimble GPS Equipment	81,800.00
Egypt	ZONE TECHNOLOGIES	Trimble Total Station Equipmen	91,000.00
El Salvador	OPAMSS	1era Liquidación OPAMSS	44,680.00
El Salvador	CONSTRUCTORA DIAZ SANCHEZ, S.A. DE C.V.	1ST PAY CONT 00074250-002	99,970.00
El Salvador	RODIO SWISSBORING EL SALVADOR, SA DE CV	20% ADVANCE CONT 74250-004	50,840.00
El Salvador	CONSTRUCTORA DIAZ SANCHEZ, S.A. DE C.V.	2ND PAY CONT 00074250-002	177,520.00
El Salvador	FREYSSINET EL SALVADOR SISTEMAS DE CONST	2ND PAY CONT 74250-003	51,470.00
El Salvador	CONSTRUCTORA DIAZ SANCHEZ, S.A. DE C.V.	3RD PAYM CONT 74250-002	278,920.00
El Salvador	EQUIPOS DE CONSTRUCCION, S.A. DE C.V.	3RD PAYMENT CONT 74250/002	50,810.00
El Salvador	CONSTRUCTORA DIAZ SANCHEZ, S.A. DE C.V.	4TH PAY CONT 74250-002	641,990.00
El Salvador	EQUIPOS DE CONSTRUCCION, S.A. DE C.V.	4TH PAYM CONT 00074250-001	58,840.00
El Salvador	EQUIPOS DE CONSTRUCCION, S.A. DE C.V.	5TH PAY CONT74250-001 01-28/02	46,290.00
El Salvador	CONSTRUCTORA DIAZ SANCHEZ, S.A. DE C.V.	5TH PAYM CONT 74250-002	725,500.00
El Salvador	EQUIPOS DE CONSTRUCCION, S.A. DE C.V.	6TH PAY CONT74205-001 01-31/03	215,370.00
El Salvador	EQUIPOS DE CONSTRUCCION, S.A. DE C.V.	7TH PAYM CONT 74205-001	319,340.00
El Salvador	EQUIPOS DE CONSTRUCCION, S.A. DE C.V.	8TH PAY CONT 74250-001	184,220.00
El Salvador	EQUIPOS DE CONSTRUCCION, S.A. DE C.V.	9TH PAYM CONT 74250-001	1,108,790.00
El Salvador	CORP. SAGA, S.A. DE C.V.	ARRENDAMIENTO DEL EDIFICIO CES	38,250.00
El Salvador	FOUR CONSTRUCTORA, S.A. DE C.V.	CONSTRUCCIÓN DE LUDOTECA EN HOGAR J	46,440.00
El Salvador	FOUR CONSTRUCTORA, S.A. DE C.V.	CONSTRUCCION DE LUDOTECA EN HOGAR R	44,880.00
El Salvador	UNIV. CENTROAMERICANA JOSE SIMEON CAÑAS	CUARTO PAGO CORRESPONDIENTE AL	34,940.00
El Salvador	ASOCIACION CRISTIANA DE JOVENES DE EL SA	E) Training	34,500.00
El Salvador	RODIO SWISSBORING EL SALVADOR, SA DE CV	ESTIM 1 CONTRATO 00074250-004	58,030.00
El Salvador	RODIO SWISSBORING EL SALVADOR, SA DE CV	ESTIM 2 CONTRATO 00074250-004	69,740.00
El Salvador	CONSTRUCTORA DIAZ SANCHEZ, S.A. DE C.V.	ESTIM 6 CONTRATO 00074250-002	393,120.00
El Salvador	CONSTRUCTORA DIAZ SANCHEZ, S.A. DE C.V.	ESTIM 7 00074250-002	711,570.00
El Salvador	EQUIPOS DE CONSTRUCCION, S.A. DE C.V.	ESTIMACIÓN 10 - 00074250-001	161,750.00
El Salvador	FREYSSINET EL SALVADOR SISTEMAS DE CONST	ESTIMACIÓN 4 00074250-003	47,090.00
El Salvador	CONSTRUCTORA DIAZ SANCHEZ, S.A. DE C.V.	ESTIMACIÓN 8 - 00074250-002	563,490.00
El Salvador	EQUIPOS DE CONSTRUCCION, S.A. DE C.V.	ESTIMACIÓN 9 CONTRATO74250-001	208,260.00
El Salvador	FISDL-MH-PROYECTO ESTRATEGIA NACIONAL	FINAL CONSULT	39,730.00
El Salvador	LUXOR, S.A. DE C.V.	OFFICE RENT 01/01-30/06/11	170,000.00
El Salvador	LUXOR, S.A. DE C.V.	OFFICE RENT JUL-DEC 2011	300,000.00
El Salvador	CORP. SAGA, S.A. DE C.V.	Pago arrendamiento de Edificio	76,500.00
El Salvador	LUXOR, S.A. DE C.V.	PARTIAL OFFICE RENT JAN-JUN 12	110,000.00
El Salvador	NATIONAL PERSONNEL 00073968	PAYROLL DIC/2011	42,680.00
El Salvador	NATIONAL PERSONNEL 00070494	PAYROLL DIC/2011	42,050.00
El Salvador	NATIONAL PERSONNEL 00070494	PAYROLL FEB 2011	39,000.00
El Salvador	NATIONAL PERSONNEL 00070494	PAYROLL JUNE 2011	42,050.00
El Salvador	NATIONAL PERSONNEL 00073968	PAYROLL NOV/11	40,580.00
El Salvador	NATIONAL PERSONNEL 00073968	PAYROLL OCT 2011	36,740.00
El Salvador	COMERCIALIZACION & MARKETING, SA DE CV	Servicio de perifoneo en 26 mu	37,400.00
El Salvador	C-E INVERSIONES, S.A. DE C.V.	Varias Obras - 1era estimacion	106,890.00
El Salvador	C-E INVERSIONES, S.A. DE C.V.	Varias Obras para la Recuperac	243,940.00
Equatorial Guinea	MULTISERVICIOS CRISMYNOS GE S.L.	PAYMENT APRM OF APARTEMENTS	94,650.00
Equatorial Guinea	MULTISERVICIOS CRISMYNOS GE S.L.	Rent of apartments 2011	149,840.00
Equatorial Guinea	MULTISERVICIOS CRISMYNOS GE S.L.	Rental of Apartments 2011	65,150.00
Eritrea	RED CROSS SOCIETY OF ERI	3 MONTHS UN COMMON PREMISES RE	40,300.00
Eritrea	MIN. OF AGRICULTURE / ZOBA MAEKEL BRANCH	Expense Distribution	421,900.00
Eritrea	DEPT. OF IMMIGRATION AND NATIONALITY	Expense Distribution	371,700.00
Eritrea	SECOND NATIONAL COMMUNICATION (SNC)	Expense Distribution	337,070.00
Eritrea	NATIONAL CONFEDERATION OF ERI. WORKERS	Expense Distribution	30,930.00
Ethiopia	INTERNATIONAL ORGANISATION FOR MIGRATION	1st & 2nd qtr Reimbursement	38,230.00
Ethiopia	Walta Information Center	80% payment to Walta Informati	32,690.00
Ethiopia	Walta Information Center	80%-Documentary on Eth.Economy	32,690.00
Ethiopia	FANA BROADCASTING CORPORATE S.C.	Broadcasting of GTP for MOFED2	50,510.00
Ethiopia	Ethiopian Commodity Exchange	Conference payment-ECX	120,850.00
Ethiopia	Sagewood LTD	Dir Pay- Sage Wood LTD-AGP	59,020.00
Ethiopia	ZOA Refugee Care	Direct Payment 40% IDP Somali	269,800.00
Ethiopia	ZOA Refugee Care	Direct Payment -ZOA-XMI/3896/0	247,440.00
Ethiopia	Ernst & Young (Ethiopia) Plc	Ernst and Yong 40% payment on	294,360.00
Ethiopia	Ernst & Young (Ethiopia) Plc	Ernst and Yong 40% payment on Augu	147,180.00
Ethiopia	Ernst & Young (Ethiopia) Plc	Ernst and Yong 40 % on November 201	147,180.00
Ethiopia	Ernst & Young (Ethiopia) Plc	Ernst and Yong 20% Payment	147,180.00
Ethiopia	Ethiopian Leather Industries Association	F/Report 1st Qurt.	36,910.00
Ethiopia	UN World Food Programme	FR (aged) 2011 WFP AAP	195,000.00
Ethiopia	EPA Climate Change and Environmental	FR 2nd Q. 2011 CCV -EPA	373,400.00
Ethiopia	EPA Climate Change and Environmental	FR 3rd Q. 2011 CCV	237,590.00
Ethiopia	African Adaptation Program	FR 3rd Q.2011 AAP	64,020.00
Ethiopia	African Adaptation Program	FR AAP 2011 3rd Q.	30,090.00
Ethiopia	EPA Climate Change and Environmental	FR CCV 3rd Q. 2011	744,800.00
Ethiopia	Somali BoFED	FR Drought Response 2011 DRMFS	69,440.00
Ethiopia	Ministry of Federal Affairs	FR for salary -H5-00/m22/01/03	101,220.00
Ethiopia	Eth. Chamber of Commerce &Sectoral Asoc.	FR Qt 3 ECCSA 2011	41,950.00
Ethiopia	NATIONAL ELECTORAL BOARD OF ETHIOPIA-	NEBE 1st Quarter 2011 FR- DIP	89,000.00
Ethiopia	ADAMA REALESTATE PLC	Office rent-june'11-may31'12	151,770.00
Ethiopia	AFRICAN UNION COMMISSION	Payment	150,000.00
Ethiopia	ARTISTIC PRINTING ENTERPRISE	Printing of GTP document MOFED	68,270.00
Ethiopia	UNECA	RCBI-7123 RENT JAN-DEC'11-UNDP	186,280.00
Ethiopia	Ministry of Education, UNDP EDUCATION	Reim.Award best performer DAG	121,360.00
Fiji	KPMG	29618_70%_2010 Audit Cost	73,590.00
Fiji	CBS POWER SOLUTION (FIJI) LIMITED	CBSPow_SolarPV_US_38910.51	38,910.00
Fiji	KPMG	Expense Distribution	31,180.00
Fiji	GEF IWRM UNDP	IWRM_Q1/11_FR_US359,373.01	239,910.00
Fiji	GEF IWRM UNDP	Q2'11_FR_IWRM_US\$807,438.82	535,960.00
Fiji	GEF IWRM UNDP	Q3'11_FR_IWRM_US\$480,927.31	236,730.00
Fiji	GEF IWRM UNDP	Q3'11_FR_IWRM_US\$67,393.66	30,730.00
Finland	Videra Oy	E) Videoconferencing systems	75,050.00
Finland	RUTANEN VESA ANTERO	EE IN BUILDINGS INTL EXPERT 3	36,720.00
France	SOGREAH CONSULTANTS SAS	1st Payment - Sogreah	49,500.00
France	ZATONA-ADIL	AVANCE DE FONDS ACT 3.6.2	37,000.00
France	AFF FOUNDATION	Conducting training sessions t	37,720.00
France	NIELS MOREL	Consultant for Scaling-up Preparati	45,940.00
France	IGN FRANCE INTERNATIONAL	CONTRACT FEES - CONTRACT # BAR	132,590.00
France	MEDECINS DU MONDE FRANCE	Contracts	32,110.00
France	DMI Associates	DMI Prison Reform	1,632,470.00
France	SEBASTIEN MARC FERNAND VAUZELLE	E) Intl Consultants-Technical	49,990.00
France	FLORENCE BOR	E) Intl Consultants-Technical	30,700.00
France	IGN FRANCE INTERNATIONAL	E) Risk or hazard assessment	183,170.00
France	IGN FRANCE INTERNATIONAL	Expense Distribution	33,150.00
France	Diaf Maghreb Sarl Filiale du Groupe	F21/11-60936.4eme phase	78,570.00

Major Contracts for Services Placed by Agency During 2011 (Contracts of \$30,000 or more)

AGENCY			Contract Value
Location of Supplier	Name of Contractor	Description of Services	USD
France	SAS Risques et Developpe	F50/11-72995.2nd.settl.20%	40,410.00
France	SAS Risques et Developpe	F96/11-72995.3th.settl.20%	34,780.00
UNDP Continued			
France	SAS Risques et Developpe	F99/11-72995.4th.settl.30%	59,880.00
France	HERVE GONSOLIN	Fees	96,800.00
France	Laurent Banal	Fees	91,000.00
France	Marilyn CHAM	FEES: 1 FEB - 31 DEC 2011	38,500.00
France	CELINE TESSANGUE PUBELLIER	FINAL PAYMENT - 80% FEES	37,560.00
France	HELENE SOTO	HP J.SOTO OBRA CTRO ACC SOC MU	100,000.00
France	EMILIE PRADICHIT	IC EMILIE PRADICHIT	45,000.00
France	BRGM	MICROZONAGE SISMIQUE / PAP.	450,000.00
France	GEMALTO SA	REALISATION	32,450.00
France	HANDICAP INTERNATIONAL	REFACTURATION HI-PNUD 002	556,800.00
France	STEPHANE ANDRE KLUSER	S) Intl Consultants - Support	40,000.00
France	CIRWAY CONSULTING SAS	S) Intl Consultants-Technical	96,000.00
France	VIGUIER LAURENT	S) Intl Consultants-Technical	54,620.00
France	SOGREAH CONSULTANTS SAS	S) Mechanical engineering	89,100.00
France	CELINE TESSANGUE PUBELLIER	SSAMAR2010/051 CINDY PUBELLIER	46,950.00
Gabon	ACCIONA Ingeniera	Expense Distribution	203,650.00
Gambia	CIAM PUBLIC HEALTH RESEARCH & DEV Centre	Cnosultancy fee for NHD Report	94,840.00
Gambia	CIAM PUBLIC HEALTH RESEARCH & DEV Centre	Cnosultancy fee for NHD Report - Ph	94,840.00
Gambia	NATIONAL PLANNING COMMISSION	NEX Advance Retirement	67,110.00
Gambia	CAPITA Business Services LTD	S) Training - Training of Trai	30,260.00
Gambia	AMADOU SAMBA	UN HOUSE RENT FOR PERIOD 1 MAR	145,000.00
Georgia	FOUND "ACCION CONTRA EL HAMBRE" GEORGIA	1st intsalment - Model Contr	71,400.00
Georgia	UNDP GEORGIA	Expense Distribution	296,320.00
Georgia	NUROL INSAAT VE TICARET A.S.	Hotel Service for BRIDGE Train	32,560.00
Georgia	UGT	IT Equipment Purchase	37,570.00
Georgia	JSC MFO CRYSTAL	Micro-Capital Grant Agreement	100,000.00
Georgia	JSC MFO LAZIKA CAPITAL	Micro-Capital Grant Agreement	100,000.00
Georgia	ORIENT LOGIC LTD	Purchase of IT Equipment	44,500.00
Georgia	GRAND STROY	S) Building Maintenance & Repa	265,670.00
Georgia	LTD KALAKMSHENSERVISI	S) Building Maintenance & Repa	229,670.00
Georgia	USK LTD	S) Building Maintenance & Repa	208,080.00
Georgia	STROY SERVICE +	S) Building Maintenance & Repa	60,480.00
Georgia	UAKUMSKIY DEREVOBR. ZAVOD AAPSTA	S) Building Maintenance & Repa	39,080.00
Georgia	TEREX-XXI	S) Building Maintenance & Repa	33,260.00
Georgia	CENTRE FOR BIODIVERS. CONSERVAT&RESEARCH	S) Environmental advisory	187,000.00
Georgia	SHALVA TSKHAKAYA	S) Intl Consultants - Support	55,000.00
Georgia	CAUCASUS DIALOGUE FUND	S) Social development	78,600.00
Georgia	GEORG FOUND FOR STRAT & INTERN STUDIES	S) Social development	69,410.00
Georgia	SAVE THE CHILDREN	S) Social development	33,650.00
Georgia	ASSOCIATION GEORGIA-FINLAND FRIENDSHIP	S) Social development	32,200.00
Germany	DORNIER CONSULTING GMBH	15-12-2010	284,860.00
Germany	DORNIER CONSULTING GMBH	15-3-2011	159,620.00
Germany	W.I.S. Sicherheit GmbH & Co.KG	01/11 Security Services at HC	62,260.00
Germany	W.I.S. Sicherheit GmbH & Co.KG	01/11 Security Services at LE	60,550.00
Germany	W.I.S. Sicherheit GmbH & Co.KG	02/11 Security Services at HC	79,000.00
Germany	W.I.S. Sicherheit GmbH & Co.KG	02/11 Security Services at LE	56,300.00
Germany	W.I.S. Sicherheit GmbH & Co.KG	03/11 Security Services at HC	83,100.00
Germany	W.I.S. Sicherheit GmbH & Co.KG	03/11 Security Services at LE	51,970.00
Germany	W.I.S. Sicherheit GmbH & Co.KG	04/11 Security Services at HC	79,900.00
Germany	W.I.S. Sicherheit GmbH & Co.KG	04/11 Security Services at LE	50,090.00
Germany	W.I.S. Sicherheit GmbH & Co.KG	05/11 Security Services at HC	79,900.00
Germany	W.I.S. Sicherheit GmbH & Co.KG	05/11 Security Services at LE	50,090.00
Germany	W.I.S. Sicherheit GmbH & Co.KG	06/11 Security Services at HC	80,250.00
Germany	W.I.S. Sicherheit GmbH & Co.KG	06/11 Security Services at LE	50,300.00
Germany	W.I.S. Sicherheit GmbH & Co.KG	07/11 HC Security Services	80,020.00
Germany	W.I.S. Sicherheit GmbH & Co.KG	07/11 LE security services	50,640.00
Germany	W.I.S. Sicherheit GmbH & Co.KG	08/11 LE security services	48,700.00
Germany	W.I.S. Sicherheit GmbH & Co.KG	09/11 HC security services	76,520.00
Germany	W.I.S. Sicherheit GmbH & Co.KG	09/11 LE security services	48,430.00
Germany	W.I.S. Sicherheit GmbH & Co.KG	10/11 HC Security Services	76,730.00
Germany	W.I.S. Sicherheit GmbH & Co.KG	10/11 LE Security Services	48,250.00
Germany	W.I.S. Sicherheit GmbH & Co.KG	11/11 HC security services	82,470.00
Germany	W.I.S. Sicherheit GmbH & Co.KG	11/11 LE Security Services	52,500.00
Germany	TUV RHEINLAND CERT GMBH	3rd Training for SCTA	193,680.00
Germany	CHRISTOPH ARNDT	C.ARDNT DELIVERABLE 2 PYMNT	36,000.00
Germany	CONRAD THIMM	C.THIMM DELIVERABLE 2 PYMNT	36,000.00
Germany	Mckinsey & Company	Consultancy service	96,000.00
Germany	CONSTANCE HYBSIER	Consultant fee and other costs	56,000.00
Germany	Deutsche Gesellschaft fuer Technischa	Direct Pay(Reim) GTZ 4th2011	31,130.00
Germany	Deutsche Gesellschaft fuer Technischa	Direct Payment (Reim) GTZ 2011	142,060.00
Germany	Deutsche Gesellschaft fuer Technischa	Direct Payment -Reim GTZ 2011	79,500.00
Germany	WTE Wassertechnik GmbH	E) Public structures	266,680.00
Germany	W.I.S. Sicherheit GmbH & Co.KG	E) Security Services	134,970.00
Germany	ELISABETH CHRISTINE RUEEGG	E.RUEEGG DELIVERABLE 2 PYMNT	52,200.00
Germany	Deutsche Gesellschaft fuer Intern. GmbH	Efavirenz 600mg - Bottle 30 ta	33,460.00
Germany	GTZ	Expense Distribution	34,970.00
Germany	DEUTSCHE GESELLSCHAFT I'TNAL ZUSAMMENARB	FINAL PAY FOR GIZ	92,060.00
Germany	Deutsche Gesellschaft fuer Intern. GmbH	Freight and Insurance - Other	39,920.00
Germany	DEUTSCHE GESELLSCHAFT I'TNAL ZUSAMMENARB	GIZ SERVICE PAYMENT	1,094,750.00
Germany	Deutsche Gesellschaft fuer Intern. GmbH	Handling Fee - Other ARVs	39,440.00
Germany	MALTESER INTERNATIONAL	HR	136,960.00
Germany	CONSTANCE HYBSIER	IC 2011-04-15 (International Consul	66,000.00
Germany	JOHANNES PETER ZIMMERMANN	IC- Training Coord-DevCoordDelivery	76,130.00
Germany	WTE Wassertechnik GmbH	Interim Payment to Contractor:	1,557,870.00
Germany	DORNIER CONSULTING GMBH	Inv 135313409/67916	333,080.00
Germany	Deutsche Gesellschaft fuer Intern. GmbH	Lamivudine 300mg + Tenofovir 3	89,110.00
Germany	Deutsche Gesellschaft fuer Intern. GmbH	Lamivudine150mg + Nevirapine20	463,560.00
Germany	Deutsche Gesellschaft fuer Intern. GmbH	Lamivudine150mg + Zidovudine30	69,690.00
Germany	Fleischhacker GmbH & Co.	Maintenance contract for 2 years ba	35,000.00
Germany	MAX PLANCK INSTITUTE FOR COMPARATIVE PUB	Milestone 3 of contract No. 2010.06	56,430.00
Germany	MAX PLANCK INSTITUTE FOR COMPARATIVE PUB	Milestone 4 contract No. 2010.06.G	37,620.00
Germany	WTE Wassertechnik GmbH	NNWWTP Interim Payment to Cont	1,475,280.00
Germany	MALTESER INTERNATIONAL	OVERHEAD COST-FUEL	39,440.00
Germany	TNT EXPRESS GMBH	pouch 21.10-22.11.10	31,770.00
Germany	ROLAND BERGER STRATEGY CONSULTANTS GmbH	PROVISION OF SERVICES TO CONDUCT A	60,000.00
Germany	Konica Minolta BONN	Rental Of Multi-Functional Printers	55,080.00
Germany	Anna Christina von Sponeck	S) Intl Consultants-Technical	60,000.00
Germany	Asia Abdulkadir	S) Intl Consultants-Technical	40,000.00
Germany	OBERMEYER Planen+Beraten GmbH	S) Risk or hazard assessment	48,700.00
Germany	W.I.S. Sicherheit GmbH & Co.KG	S) Security systems services	76,940.00
Germany	PHAESUN GmbH	Sea freight transport	36,250.00
Germany	MANFRED STAAB	Second installment of 70% of c	34,130.00
Germany	CAUCASUS NATURE FUND	SINKING FUND AND PROJECT MANAG	815,500.00
Germany	SARAH KATHARINA ROSENGAERTNER	SSA Sarah Rosengaertner	59,400.00
Germany	OBERMEYER Planen+Beraten GmbH	Structural design	31,260.00
Germany	MAX PLANCK INSTITUTE FOR COMPARATIVE PUB	Supplementary requisition (Cha	82,760.00
Germany	MAX PLANCK INSTITUTE FOR COMPARATIVE PUB	Supplementary requisition (Change O	82,760.00
Germany	TUV RHEINLAND CERT GMBH	Training Qualification	222,790.00
Ghana	P I & ASSOCIATES LTD.	Advisory services for EOCO	350,000.00
Ghana	FIESTA ROYALE HOTEL	E) Hospitality-Special Events	99,140.00
Ghana	AFRICAN STUDIES RESEARCH INITIATIVE	FEES FOR 27 GSS STAFF	40,500.00

Major Contracts for Services Placed by Agency During 2011 (Contracts of \$30,000 or more)

AGENCY			Contract Value
Location of Supplier	Name of Contractor	Description of Services	USD
Ghana	Bison Microsystems (BiMicro)	FINAL PAYMENT OF CONTRACT FEE	31,750.00
Ghana	AFRICAN STUDIES RESEARCH INITIATIVE	PAYMENT OF COURSE FEES/ GSS	40,500.00
UNDP Continued			
Ghana	Ernst & Young Chartered Accounts	Procurement audit for WB funde	75,000.00
Ghana	KOFI ANNAN INTERNATIONAL PEACEKEEPING	Q2 retirement	428,830.00
Ghana	KOFI ANNAN INTERNATIONAL PEACEKEEPING	Q2 Retirement WPSI	277,490.00
Ghana	KOFI ANNAN INTERNATIONAL PEACEKEEPING	retirement of 54	33,330.00
Ghana	CHRISTIAN HEALTH ASSOCIATION OF GHANA	S) Aids prevention or control	35,000.00
Ghana	Malcolm Mcpherson	S) Intl Consultants-Technical	34,040.00
Ghana	CHRISTIAN HEALTH ASSOCIATION OF GHANA	UNAIDS PAF GRANT TO CHRISTIAN	39,980.00
Greece	SPYROS DEMETRIOU	Fees: 2 March 2011 to 1 June 2011	45,600.00
Greece	ENVIRONMENTAL PROTECTION ENGINEERING S.A	HAZARDOUS WASTE MGT INV. 22	40,050.00
Greece	Alexandra Moyas	S) Intl Consultants-Technical	31,500.00
Guatemala	BANCO INDUSTRIAL, S.A.	2do. Desembolso NDI, convenio	36,380.00
Guatemala	FRMT - 002/09	3ER. DESEMBOLSO PARA FRMT 002/	31,490.00
Guatemala	Hidro Energia SA	4TO PAGO ADENDA 4	40,000.00
Guatemala	CONSTRUCTORA AICSA, S.A.	50% RETENCION FINAL	56,560.00
Guatemala	58941 LOCAL STAFF	58941 HON ENE/11 EFT	30,460.00
Guatemala	59045 LOCAL STAFF	59045 HON ABR/11 EFT	96,150.00
Guatemala	59045 LOCAL STAFF	59045 HON AGO/11 EFT	96,140.00
Guatemala	59045 LOCAL STAFF	59045 HON DIC/11 EFT	96,570.00
Guatemala	59045 LOCAL STAFF	59045 HON ENE/11 EFT	92,030.00
Guatemala	59045 LOCAL STAFF	59045 HON FEB/11 EFT	93,510.00
Guatemala	59045 LOCAL STAFF	59045 HON JUL/11 EFT	88,030.00
Guatemala	59045 LOCAL STAFF	59045 HON JUN/11 EFT	94,170.00
Guatemala	59045 LOCAL STAFF	59045 HON MAR/11 EFT	95,790.00
Guatemala	59045 LOCAL STAFF	59045 HON MAY/11 EFT	94,700.00
Guatemala	59045 LOCAL STAFF	59045 HON NOV/11 EFT	96,140.00
Guatemala	59045 LOCAL STAFF	59045 HON OCT/11 EFT	95,960.00
Guatemala	59045 LOCAL STAFF	59045 HON SEP/11 EFT	96,330.00
Guatemala	60781 LOCAL STAFF	60781 HON JUL/11 EFT	90,190.00
Guatemala	60781 LOCAL STAFF	60781 HON JUN/11 EFT	82,360.00
Guatemala	60781 LOCAL STAFF	60781 HON MAY/11 EFT	92,030.00
Guatemala	12787 LOCAL STAFF	61853 HON DIC/11 EFT	31,500.00
Guatemala	12787 LOCAL STAFF	61853 HON MAY/11 EFT	32,410.00
Guatemala	72414 LOCAL STAFF	72414 HON NOV/11 EFT	32,350.00
Guatemala	RADIO TELEVISION GUATEMALA, S.A.	Expense Distribution	171,570.00
Guatemala	WURMSER OGILVY & MATHER PUBLICIDAD, S.A.	FC 10386 CUOTA 6 01-2011 76678	46,170.00
Guatemala	RADIO TELEVISION GUATEMALA, S.A.	FC9038 PUBLIC.17AB16MAY1139570	172,020.00
Guatemala	60781 LOCAL STAFF	HON ABR Y MARZ 2011 EFT	56,650.00
Guatemala	SIGNOS, S.A.	PAGO #2 CTR.333/06 39570	67,980.00
Guatemala	MANUEL CERVANTES & ASOCIADOS, S.C.	Primer pago contrato de audit	42,050.00
Guatemala	RADIO TELEVISION GUATEMALA, S.A.	PUBLICIDAD 16.02.11 MUNI	170,940.00
Guatemala	RADIO TELEVISION GUATEMALA, S.A.	PUBLICIDAD AL 14.01 MUNI	112,900.00
Guatemala	RADIO TELEVISION GUATEMALA, S.A.	PUBLICIDAD AL 14.12 MUNI	112,480.00
Guatemala	RADIO TELEVISION GUATEMALA, S.A.	PUBLICIDAD AL 16.03 MUNI	174,480.00
Guatemala	RADIO TELEVISION GUATEMALA, S.A.	PUBLICIDAD AL 16.04 MUNI	176,550.00
Guatemala	RADIO TELEVISION GUATEMALA, S.A.	PUBLICIDAD AL 16.06 MUNI	172,020.00
Guatemala	RADIO TELEVISION GUATEMALA, S.A.	PUBLICIDAD AL 16.07 MUNI	172,680.00
Guatemala	RADIO TELEVISION GUATEMALA, S.A.	PUBLICIDAD AL 16.08 MUNI	171,140.00
Guatemala	RADIO TELEVISION GUATEMALA, S.A.	PUBLICIDAD AL 16.09 MUNI	170,480.00
Guatemala	RADIO TELEVISION GUATEMALA, S.A.	PUBLICIDAD AL 16.10 MUNI	170,810.00
Guatemala	MANUEL CERVANTES & ASOCIADOS, S.C.	Segundo pago contrato de audit	42,050.00
Guatemala	VIMARCO, S. A.	SUM.INST. VIDRIO LAMINADO	37,680.00
Guinea	PROGRAMME CONJOINT-GF	1 ér Trim.Justi.2011.V=36552	127,050.00
Guinea	DIRECT NAT.JEUN.ACT.SOCIO EDUCA	1 ére Tranche -40%	53,780.00
Guinea	PROGRAMME CONJOINT-GF	2 émé Trim.011 Refugee	56,540.00
Guinea	PROGRAMME CONJOINT-GF	2 éme Trim.2011 PROMOJ.	77,390.00
Guinea	PROGRAMME CONJOINT-GF	3 emé Trim.ADV.PROMO.	196,990.00
Guinea	PROGRAMME CONJOINT-GF	3 EME TRIM.JUSTI.2010	126,320.00
Guinea	PROGRAMME CONJOINT-GF	3émeTrim Adv.Justi.PROMOJAT	193,490.00
Guinea	INSTITUT NATIONAL DE LA STATISTIQUE	40% Reliq.Recensemnt Gl.Populat	39,610.00
Guinea	Papeterie Etoile	Achat Cartouche d'Encre à 03 c	96,540.00
Guinea	Papeterie Etoile	Achat Cartouche d'Encre noire	75,840.00
Guinea	SOAGRIMA	Achat de 06 Plateforme M.	42,870.00
Guinea	GUICOP SARL	Achat de 75650 KG d'engrais	69,990.00
Guinea	RIVIERA ROYAL HOTEL	ATELIER DE VALIDATION DU CADRE	30,590.00
Guinea	GUI-CO-PRES BTP -SA	Construction Cost	91,150.00
Guinea	PROGRAMME CONJOINT-GF	CORRECTION JV 38148	160,590.00
Guinea	PERKINS POWERED GENERATING	Cost of Power Generator	31,400.00
Guinea	PROGRAMME CONJOINT-GF	Expense Distribution	221,120.00
Guinea	INTL FOUNDATION FOR ELECTORAL SYSTEMS	Final Electoral Payment	336,320.00
Guinea	PROGRAMME CONJOINT-GF	JUST AVANCE AVR-MAI-JUIN	42,300.00
Guinea	PROGRAMME CONJOINT-GF	JUST V=36552	127,050.00
Guinea	PROGRAMME CONJOINT-GF	JUSTIFICATION AVANCE	227,700.00
Guinea	FORUM DES JEUNES DE GUINEE	Organ. Salon de l'emploi	41,580.00
Guinea	OGDH RPPC COOPAIX	Paiement de 4% du montant.	68,160.00
Guinea	OGDH RPPC COOPAIX	Paiement de 60% du montant en	49,880.00
Guinea	OGDH RPPC COOPAIX	Paiement de 60% du montant en favou	49,880.00
Guinea	VIP CAR LOCATION SERVICE	Paiement des frais d' immobili	30,750.00
Guinea	DIRECTION NATIONALE DE LA JEUNESSE	Prog.Nati. Volontariat Jeu.	47,310.00
Guinea	SP/SRP	Regional Workshops	34,480.00
Guinea	RIVIERA ROYAL HOTEL	Réservation d'une salle avec s	44,740.00
Guinea-Bissau	ONG LUTCAM	1ª franch - ONG LUTCAM	121,380.00
Guinea-Bissau	TROPIS TROPICAL SERVICES ENVIRONNEMENT	S) Land drainage services	81,030.00
Guyana	TROY DAINTY	1ST & FINAL PMT - MALE DORMS	37,050.00
Guyana	CARICOM-UNDP US DOLLAR A/C 000-256-8	CLR 4TH QTR ADV - PJ#76550	52,200.00
Haiti	ASSOSYATION FANM SOLEY D'HAITI (AFASDA)	1e VERS./ ACCORD PNUD-AFASDA.	72,940.00
Haiti	IDEJEN	1e VERS./ ACCORD PNUD-IDEJEN.	48,890.00
Haiti	UJAPH	1e VERS./ DEMOLITION DES MAISO	74,290.00
Haiti	UNITE DE RECHERCHE ET D'ACTION MEDIC LEG	1e VERS./ ETUDES CAS DE VIOLS,	73,940.00
Haiti	FONDATION ANACAONA	1er VERS. /ASSAINISSEMENT & RE	36,260.00
Haiti	FONDATION ANACAONA	1er VERS./ ACCORD PNUD-FONDATI	85,830.00
Haiti	RHARDI	1er VERS./ CORRECT. DE RAVINES	78,370.00
Haiti	CURAGE CANAUX DE DRAINAGE DES CAYES	1er VERS./ CURAGE DES CANAUX.	88,230.00
Haiti	GADEE	1er VERS./ LUTTE ANTIEROSIVE-A	76,960.00
Haiti	ESPOIR POUR TOUS	1ER VERS./ REHAB SYST IRRIGATI	78,540.00
Haiti	CARESS-PH	1er VERS./ TRAITEMENT DE RAVIN	81,910.00
Haiti	MOSAH	1er VERS./ TRAITEMENT DE RAVIN	80,260.00
Haiti	SONJE AYITI ORGANISATION	1er VERS./5 CENTRES DE TOILETT	50,830.00
Haiti	FONDATION HATIENNE ENCADREMENT ET DEV E.	1ER VERS./ACCORD DE SUB. MIC.	74,260.00
Haiti	CENTRE HAITIEN PR LA PROMOT. DE L'AGRICU	1ER VERS./ACCORD DE SUB. MICRO	74,240.00
Haiti	MOPDEPB	1er VERS./ACCORD PNUD-MOPDEPB	86,620.00
Haiti	COMITE OLYMPIQUE HAITIEN	1er VERS./ACCORD SUB. MICRO-CA	76,520.00
Haiti	RPMFDH	1er VERS./ACCORD SUBV. MICRO-C	48,700.00
Haiti	OBEDDC	1er VERS./ASSAINISS DE LA ROUT	79,350.00
Haiti	GRAF	1er VERS./CONSERV. DU SOL	57,270.00
Haiti	OTEDEM	1er VERS./CONSERVATION DE SOL	53,030.00
Haiti	ASOSYASYON PEYIZAN POU DEV KORAY GG	1ER VERS./CONSERVATION DE SOLS	77,050.00
Haiti	CASEC 1ERE SECTION CITERNE REMY	1er VERS./CONST. DE BASSIN RET	63,240.00
Haiti	CURAGE CANAUX DE DRAINAGE DES CAYES	1er VERS./CURAGE DES CANAUX	87,920.00
Haiti	GTIH	1er VERS./DEBLAIEMENT MAISON A	71,700.00
Haiti	MISSION SAINT VINCENT DE PAUL	1er VERS./PROTECT. DES BASSINS	76,510.00
Haiti	RACADAMA	1er VERS./REHAB. DE 17 KM DE R	83,690.00

Major Contracts for Services Placed by Agency During 2011 (Contracts of \$30,000 or more)

AGENCY			Contract Value
Location of Supplier	Name of Contractor	Description of Services	USD
Haiti	CESVI	1er VERS./REHAB. DE FORAGES	64,470.00
Haiti	OPDEC	1er VERS./REHAB. RTE AGRI. @9e	81,100.00
UNDP Continued			
Haiti	ADNO	1er VERS./REHAB./ IRRIGATION/J	76,350.00
Haiti	CESVI	1er VERS./REP. URGENCE CHOLER	64,470.00
Haiti	APADAPC	1er VERS./TRAIT. DE RAVIN/BOIS	50,280.00
Haiti	APEAPACT	1ER VERS./TRAITEMENT DE RAVIN	81,580.00
Haiti	OCDETHOM	1er VERS./TRAITEMENT DES RAVIN	80,640.00
Haiti	OPAPP	1er VERS./TRAV. CORRECT. DE RA	57,920.00
Haiti	BUREAU INTERNATIONAL DU TRAVAIL	1ER VERS./ACCORD PNUD-BIT	1,256,030.00
Haiti	DDNO TPTC	1ER VERS./REHAB. ROUTE BOIS LAC	73,260.00
Haiti	CASEC 1ERE SECTION JN RABEL	1er VERS./REHAB.SYST. D'ADDUCTI	58,460.00
Haiti	FOOD FOR THE HUNGRY	1er VERSEMENT	57,440.00
Haiti	ONPES	1er VERSEMENT	35,550.00
Haiti	DDS/MDE REGENERATION	1er VERSEMENT / 50% BUDGET	187,960.00
Haiti	DDS/MDE PJT CONSERV AQUIN	1er VERSEMENT / 50% BUDGET	130,420.00
Haiti	TEARFUND	1er VERSEMENT / 50% BUDGET	74,530.00
Haiti	MOPROPS	1er VERSEMENT / 50% BUDGET	74,450.00
Haiti	INURED	1er VERSEMENT/ ACCORD SUBVENT	41,000.00
Haiti	GRAF	1ere VERS./REHAB. & EXT. DU SY	36,490.00
Haiti	OPAPP	2e VERS./ CORRECTION DES RAVIN	41,380.00
Haiti	UJAPH	2e VERS./ DEBLAIEMENT DE MAIS	59,100.00
Haiti	ESPOIR POUR TOUS	2e VERS./ GESTION DE DEBRIS	61,650.00
Haiti	GTIH	2e VERS./ REHAB. CANAL-CAP HA	58,410.00
Haiti	CESVI	2e VERS./ REHAB. FORAGE &FORMA	50,630.00
Haiti	DDNO TPTC	2e VERS./ REHAB. RTE BOIS DU	54,690.00
Haiti	FONDATION HATIENNE ENCADREMENT ET DEV E.	2e VERS./ACCORD PNUD-FONHEDECO	59,110.00
Haiti	RECTORAT DE L'UNIVERSITE D'ETAT D'HAITI	2e VERS./ACCORD PNUD-JEH.	191,030.00
Haiti	INURED	2e VERS./ACCORD SUBVENTION	40,700.00
Haiti	GTIH	2e VERS./ASSAINISS. FORAGE D'E	42,900.00
Haiti	FONDATION HATIENNE ENCADREMENT ET DEV E.	2e VERS./CONS. DE SOL 4e SECT.	55,170.00
Haiti	CASEC 1ERE SECTION CITERNE REMY	2e VERS./CONST.BASSIN DE RETEN	46,820.00
Haiti	OBEDDC	2e VERS./REHAB. RTE TABARRE 15	55,850.00
Haiti	ESPOIR POUR TOUS	2e VERS./REHAB. SYST. IRRIGATI	55,220.00
Haiti	MOSAH	2E VERS./TRAITEMENT DE RAVIN	54,790.00
Haiti	APEAPACT	2e VERS./TRAITEMENT DES RAVINE	48,810.00
Haiti	CROIX-ROUGE FRANCAISE	2eme & 3eme VERSEMENT	74,130.00
Haiti	FONDATION ANACAONA	2EME TRANCHE ANACAONA	48,600.00
Haiti	DIRECTION DEPARTEMENTAL AGRI NORD OUEST	2EME VERS. /REHAB. PERIMETRE I	52,250.00
Haiti	PLAN DE COGESTION DE L'U.H AQUIN-SL SUD	2eme VERS./ ACCORD PNUD-ME	188,190.00
Haiti	CARESS-PH	2EME VERS./ CORRECTION DE RAVI	55,890.00
Haiti	ADNO	2eme VERS./ REHAB. PARTIELLE	57,600.00
Haiti	OXFAM GB	2eme VERS./ACCORD PNUD-OXFAM	55,970.00
Haiti	CARITAS DIOCESAINE DE PORT DE PAIX	2eme VERS./AMENAGEMENT DES RAV	47,700.00
Haiti	ASOSYASYON PEYIZAN POU DEV KORAY GG	2eme VERS./CONS. DE SOLS &REBO	56,160.00
Haiti	GRAF	2eme VERS./CONS.DEL'EAU & SOL	42,110.00
Haiti	APADAPC	2eme VERS./CORRECTION DE RAVIN	34,880.00
Haiti	MISSION SAINT VINCENT DE PAUL	2eme VERS./PROTECT. DES BASSIN	57,310.00
Haiti	DIRECTION DEPARTEMENTAL AGRI NORD OUEST	2EME VERS./REHAB. LA TENDERIE	53,080.00
Haiti	RPMFDH	2eme VERS./TRAITEMENT DE RAVIN	33,870.00
Haiti	ECO 2000	2eme VERSEMENT	108,620.00
Haiti	ASSOSYATION FANM SOLEY D'HAITI (AFASDA)	2eme VERSEMENT	58,880.00
Haiti	GADEE	2eme VERSEMENT	57,110.00
Haiti	SONJE AYITI ORGANISATION	2eme VERSEMENT	40,570.00
Haiti	DDS/MDE PJT CONSERV AQUIN	2eme VERSEMENT / 40% BUDGET	311,590.00
Haiti	ECOFRA S.A.	40% Paiement	74,560.00
Haiti	ECOFRA S.A.	40% Paiement final	75,020.00
Haiti	ECO 2000	40%/ 1er VERSEMENT/ ACC. SIGNE	57,870.00
Haiti	FONDATION ANACAONA	4e & 5e VERSEMENT	45,870.00
Haiti	CSS GLOBAL	50% - upon certification by WF	59,580.00
Haiti	UNITE DE RECHERCHE ET D'ACTION MEDIC LEG	50% / PREMIER VERSEMENT	51,240.00
Haiti	GROUPE D'INITIATIVE PR UN PORT A PIMENT	50% ACCORD/ 1er VERSEMENT	71,650.00
Haiti	FINN CHURCH AID	50% AV./ RECONST. D'ECOLE.	74,970.00
Haiti	RECTORAT DE L'UNIVERSITE D'ETAT D'HAITI	50% LOYER 1 OCT 11- 30 SEPT 12	30,750.00
Haiti	MLFM	50%DECAISSEMENT EDUCATION ENVI	72,790.00
Haiti	TOTAL HAITI S.A.	52 CARNETS DE BONS DE 500 HTG.	32,010.00
Haiti	COMPAGNIE HAITIENNE DE LOCATION	5303 / CON-HTOC-UNDP-11-058	59,320.00
Haiti	SOCIETE NATIONALE DES PARCS INDUSTRIELS	60% LOYER BUILDING 2 ET 3 CEP	84,420.00
Haiti	OCDETHOM	63238-2011/02/OCDETHOM01	53,730.00
Haiti	OTEDEM	63238-2011/02/OTEDEM-01	38,610.00
Haiti	J/P HAITIAN RELIEF ORGANISATION	Advance payment	600,600.00
Haiti	GROUPE DE TECHNICIENS REUNIS	Aménagement de la cloture peri	33,270.00
Haiti	VIVA RIO	Approved aquisition of machine	138,470.00
Haiti	COMPAGNIE HAITIENNE DE LOCATION	Cie Hait Locat Fact # 5305	48,270.00
Haiti	ARCHICODEC	construction systeme d'eau Mar	244,990.00
Haiti	ARCHICODEC	construction systeme d'eau Marigot	245,000.00
Haiti	DDS/MDE PEPINIERES STRATEGIQUE DE L'UH	Decaissement 50% du projet	134,760.00
Haiti	OXFAM GB	Demolition HUEH	50,000.00
Haiti	OXFAM GB	DEMOLITION UNIVERSITE HOPITAL	37,650.00
Haiti	HAITI RECOVERY GROUP	Demolition, debris removal - P	91,580.00
Haiti	HAITI RECOVERY GROUP	Demolition, debris removal, la	119,040.00
Haiti	COMITE OLYMPIQUE HAITIEN	DEUXIEME VERSEMENT	60,920.00
Haiti	LES ENTREPRISES DESCHAMPS-FRISCH S.A.	EMBALLAGE BULLETINS DE VOTE	259,960.00
Haiti	SOGEBANK	EXECUTION PAYROLL 2e TOUR.	123,630.00
Haiti	SOGEBANK	EXECUTION PAYROLL ELCT 1ERTOUR	114,790.00
Haiti	PROGRAMME D'URGENCE	Expense Distribution	686,960.00
Haiti	DIRECTION DEPARTEMENTAL DU SUD DU MDE	Expense Distribution	387,370.00
Haiti	PLAN DE COGESTION DE L'U.H AQUIN-SL SUD	Expense Distribution	133,400.00
Haiti	INITIATIVE DEV./ENTREPRENEUR DU MONDE	Expense Distribution	125,670.00
Haiti	ECO2000	Expense Distribution	86,800.00
Haiti	COMPAGNIE HAITIENNE DE LOCATION	Expense Distribution	85,270.00
Haiti	ORGANISATION INTERNATIONALE MIGRATION	Expense Distribution	81,700.00
Haiti	BEST CHOICE TRANSPORTATION SERVICES	Expense Distribution	63,570.00
Haiti	VIVA RIO	Expense Distribution	61,450.00
Haiti	OPDEC	Expense Distribution	59,950.00
Haiti	FONDATION SEGUIN	Expense Distribution	59,260.00
Haiti	TEARFUND	Expense Distribution	59,260.00
Haiti	GROUPE D'INITIATIVE PR UN PORT A PIMENT	Expense Distribution	58,790.00
Haiti	GTIH	Expense Distribution	57,220.00
Haiti	RACADAMA	Expense Distribution	53,180.00
Haiti	BATIR ET RESTAURER	Expense Distribution	32,260.00
Haiti	CASCAF / PATRICK MASSENAT	Expense Distribution	32,110.00
Haiti	CONSORTIUM BENJAMIN JADOTTE ENAMEX	Expense Distribution	31,950.00
Haiti	FONKOZE	Expense Distribution	31,670.00
Haiti	RIVIERE IMPORT-EXPORT SA	FACTURE # 1717	93,680.00
Haiti	RIVIERE IMPORT-EXPORT SA	FACTURE # 1780	151,030.00
Haiti	VIVA RIO	I transhe 2000m2 October, 2011	92,920.00
Haiti	VIVA RIO	II transhe 11000 m2 November, 2011	319,510.00
Haiti	VIVA RIO	III transhe 12000 m2 December, 2011	348,050.00
Haiti	LES ENTREPRISES DESCHAMPS-FRISCH S.A.	IMPRESSION BULLETINS DE VOTE	1,002,910.00
Haiti	DESIGN BY RUDY	Impression de jeux de procès v	42,550.00
Haiti	VIVA RIO	Installation of factory and st	138,470.00
Haiti	ECOFRA S.A.	installation prefabs	79,580.00
Haiti	UNIGESTION HOLDING S.A.	INV# 15941-DPC	96,570.00

Major Contracts for Services Placed by Agency During 2011 (Contracts of \$30,000 or more)

AGENCY			Contract Value
Location of Supplier	Name of Contractor	Description of Services	USD
Haiti	UNIGESTION HOLDING S.A.	INV# 16414- MAIRIES- SNGRD	60,720.00
Haiti	VIVA RIO	Lessons learnt and model devel	92,310.00
UNDP Continued			
Haiti	BUREAU INTERNATIONAL DU TRAVAIL	LETRE D'ACC / PNUD-BIT	1,256,050.00
Haiti	KONBIT SANTE	LETRE D'ACCORD (1ER VERSEMENT	32,220.00
Haiti	YVES GERARD SAINT CYR	Loyer Batiement PASNGRD	80,400.00
Haiti	BERNARD VICTOR ALEXIS BOUCHEREAU	Loyer projet debris du 10 fevr	48,000.00
Haiti	UNIVERSAL MOTORS S.A.	Nissan Patrol GL 5 portes (20	77,000.00
Haiti	LES ENTREPRISES DESCHAMPS-FRISCH S.A.	PADDING BULLETINS DE VOTE	165,040.00
Haiti	RHARDI	PAIEMENT 2ieme TRANCHE PROJET	55,150.00
Haiti	COCIMAR C POR A	Paieiment dans le cadre du con	96,390.00
Haiti	COCIMAR C POR A	Paieiment 290,949.74 à COCIMAR	290,950.00
Haiti	SOGEBANK	PAIEMENT 32958 MBV/ 2eme TOUR	1,753,950.00
Haiti	CONSORTIUM BENJAMIN JADOTTE ENAMEX	Paieiment consortium Benjamin J	40,190.00
Haiti	SOGEBANK	PAIEMENT DES 82 FORMATEURS REG	50,310.00
Haiti	HAITI LOGISTICS	Paieiment facture Haiti Logisti	43,000.00
Haiti	SOGEBANK	PAIEMENT RELIQUAT MBV 1ER TOUR	73,330.00
Haiti	BEST CHOICE TRANSPORTATION SERVICES	Payment UNOPS contract, Debris	71,730.00
Haiti	SOGEBANK	PAYROLL 3901 ASE, 155 SUPERV.	427,570.00
Haiti	SOGEBANK	PAYROLL 90 MCTV / ELECT.	45,680.00
Haiti	CASCAF / PATRICK MASSENAT	PAYROLL AVRIL 11/TRAVAILLEURS	32,190.00
Haiti	SOGEBANK	PAYROLL DES 2127 SUPERV. ADJ.	862,030.00
Haiti	SOGEBANK	PAYROLL DES 31599 MBV / ELECT	1,667,190.00
Haiti	SOGEBANK	PAYROLL DES 82 FORMATEURS	101,310.00
Haiti	SOGEBANK	PAYROLL DES 82 FORMATEURS/ELEC	100,610.00
Haiti	SOGEBANK	PAYROLL DES 972 MBV/ ELECT.	51,640.00
Haiti	SOGEBANK	PAYROLL DES OPERATEURS&ARCHIV	239,330.00
Haiti	CASCAF / PATRICK MASSENAT	PAYROLL DU MOIS D'OCTOBRE11	32,310.00
Haiti	SOGEBANK	PAYROLL DU PERSONNEL CTV.	211,270.00
Haiti	CASCAF / PATRICK MASSENAT	PAYROLL FEV.11 / TRAVAILLEURS	31,910.00
Haiti	SOGEBANK	PAYROLL FEV-MARS DES 82 FORMAT	101,540.00
Haiti	CASCAF / PATRICK MASSENAT	PAYROLL JANV.11 / TRAVAILLEURS	31,910.00
Haiti	CASCAF / PATRICK MASSENAT	PAYROLL JUILLET 2011/ TRAVAILL	32,130.00
Haiti	CASCAF / PATRICK MASSENAT	PAYROLL MARS 11/TRAVAILLEURS	32,200.00
Haiti	CASCAF / PATRICK MASSENAT	PAYROLL NOVEMBER 11	32,110.00
Haiti	CASCAF / PATRICK MASSENAT	PAYROLL SEPT. 11/ TRAVAILLEURS	31,780.00
Haiti	SOGEBANK	PAYROLL SUPERVISEURS 2E TOUR	916,710.00
Haiti	SOGEBANK	PAYROLL/SUP.COMM,AGENTS SEC,	404,810.00
Haiti	FONDATION HATIENNE ENCADREMENT ET DEV E.	PREMIER VERSEMENT	82,100.00
Haiti	GTIH	PREMIER VERSEMENT	74,580.00
Haiti	ESPOIR POUR TOUS	PREMIER VERSEMENT	74,230.00
Haiti	CARITAS DIOCESAINE DE PORT DE PAIX	PREMIER VERSEMENT	66,260.00
Haiti	ENTREPRISE D'AMENAGEMENT ET D'EXPERTISE	RENOVATION DU TRIBUNAL DE PREM	36,750.00
Haiti	ENTREPRISE D'AMENAGEMENT ET D'EXPERTISE	RENOVATION DU TRIBUNAL DE PREMIERE	183,740.00
Haiti	COCIMAR C POR A	S) Civil engineering	431,420.00
Haiti	SORECO	S) Civil engineering	75,130.00
Haiti	TRANSVERSAL	S) Disaster prepare and relief	500,000.00
Haiti	MEDIA&COMMUNICATION	S) Hospitality-Special Events	53,500.00
Haiti	TURBO SYSTEM S.A.	S) Information centers	56,810.00
Haiti	UNIGESTION HOLDING S.A.	S) Local Consultants-Technical	35,000.00
Haiti	BESUL	S) Service Contract	68,850.00
Haiti	ENTREPRISE D'AMENAGEMENT ET D'EXPERTISE	S) Service Contract	63,900.00
Haiti	J/P HAITIAN RELIEF ORGANISATION	S) Transport Service	1,998,970.00
Haiti	FLOREXIL CONSTRUCTION, S. A.	TRAVAUX DE CONSTRUCTION D'UN POSTE	45,840.00
Haiti	VIVA RIO	Upon signature of the contract	92,310.00
Haiti	FINN CHURCH AID	VERS. 40%/ ACCORD PNUD-FINNCHU	59,770.00
Haiti	HAYTIAN TRACTOR & EQUIP. S.A.	VERS./ LOA UNOPS HTOC-PNUD.	67,200.00
Haiti	GTIH	VERS./ACCORD DE SUB. MICRO CAP	73,580.00
Haiti	GTIH	Versement final	61,860.00
Haiti	CASCAF / PATRICK MASSENAT	WORKERS PAYROLL MAI 11	32,130.00
Honduras	CONSEJO NACIONAL INDIGENA CHORTI	1ER DESEMBOLSO S/C#05-2011	40,800.00
Honduras	PROY.ENFRENTANDO RIESGOS CLIMATICOS/ ICF	1ER. DESEMBOLSO S/ACUERDO	58,240.00
Honduras	GRUPO Q HONDURAS	46 Pick up 4X4 Cabina Sencilla	585,200.00
Honduras	CESA DE HONDURAS, S.A.	Adquisición de Servidores Sun	152,120.00
Honduras	ERICSSON DE HONDURAS, S.A.	Ampliacion Lineas Fijas y GSM	672,370.00
Honduras	ERICSSON DE HONDURAS, S.A.	Ampliacion Lineas Fijas y GSM a Niv	672,370.00
Honduras	GRUPO Q HONDURAS	Autobus de 30 asientos	42,900.00
Honduras	Soluciones en Conectividad, S.A. de C.V.	Conector Telefónico Sellado co	56,590.00
Honduras	ZAVALA DIAZ, JORGE IVAN	E) Service Contract	33,000.00
Honduras	ALCATEL-LUCENT	Enmienda No.03	130,000.00
Honduras	ALCATEL-LUCENT	Enmienda No.05	195,730.00
Honduras	ERICSSON DE HONDURAS, S.A.	Enmienda No.07	139,270.00
Honduras	CONCRETOS Y AGREGADOS DE SULA S.A DE C.V	ESTIMACION FINAL CONTR.3768	30,720.00
Honduras	CAMOSA	Ganso: Suministro sistema del siste	57,020.00
Honduras	CAMOSA	Guangololo: Caseta de proteccc	32,350.00
Honduras	CAMOSA	Guangololo: Caseta de protección	32,550.00
Honduras	CAMOSA	Guangololo: Suministro sistema	39,510.00
Honduras	CAMOSA	Guangololo: Suministro sistema del	99,400.00
Honduras	LUIS ENRIQUE LOPEZ MURILLO	IC Ingeniero Conculor (PMP), Revis	32,000.00
Honduras	Soluciones en Conectividad, S.A. de C.V.	Maquinas Empalmadoras Pequeñas	58,730.00
Honduras	GRUPO Q HONDURAS	Microbuses de 15 asientos	60,900.00
Honduras	EMPRESA CONSTRUCTORA DIEK S.A DE C.V	PG.ANT.20%CONT.3700-2011	42,290.00
Honduras	EMPRESA CONSTRUCTORA DIEK S.A DE C.V	PG.ESTIM.OBRA 1 CNT#3700-2011	43,520.00
Honduras	CONSTRUCTORES TECNICOS, S. DE R.L.	PRESA DERIVADORA GANSO	31,840.00
Honduras	BCIE-ARECA	REG LIQUIDACION NOVIEMBRE 2011	31,030.00
Honduras	GUSTAVO ZELAYA LARA	RENTA EDIF UNHOUSE IV TRIMESTR	31,420.00
Honduras	CAMOSA	Tepanguare: Suministro sistema del	60,990.00
Iceland	LANDSVIRKJUN POWER EHF	Construction Management	525,240.00
Iceland	LANDSVIRKJUN POWER EHF	Expense Distribution	73,130.00
India	KUTCH NAV NIRMAN ABHIYAN	Not Defined	73,270.00
India	SAMAJ PRAGATI SAHAYOG	Not Defined	44,250.00
India	O PJINDAL GLOBAL UNIVERSITY	13/12 APRC#27/2011,1st install	36,200.00
India	INFOAXON TECNOLOGIES (INDIA) PVT LTD	30 CMS	31,440.00
India	KUTCH NAV NIRMAN ABHIYAN	Not Defined	72,020.00
India	REGIONAL CENTR E FOR DEVELOPMENT COOPERA	79476-30% OF 6355500	36,700.00
India	CENTRAL ELECTIONICS LIMITED	A) Solar Panels (OP)	261,220.00
India	TATA CONSULTANCY SERVICES LIMITED	CONT ORIG 2249/2250 - PROYECTO	901,600.00
India	TATA CONSULTANCY SERVICES LIMITED	CONTRATO INICIAL 2249/2250 del	601,200.00
India	SOFIA DAHIYA	DSA	31,320.00
India	RAVI RAMA KRISHNA VANKKALANKA	E) Intl Consultants-Technical	41,730.00
India	URBAN MASS TRANSIT COMPANY LIMITED	E) Management development	135,560.00
India	IL&FS CLUSTER DEVELOPMENT INITIATIVE LTD	E) Production planning & contr	101,840.00
India	ENTREPRENSURSHIP DEVELOPMENT INST OF IND	E) Production planning & contr	86,280.00
India	Cadila Pharmaceuticals Limited	E400-blisters 672 tablets	33,920.00
India	KHUSHWANT SINGH SETHI	Fee	70,200.00
India	PRAFULLA CHANDRA MISHRA	Fee	70,200.00
India	SIDDHARTH KISHORE DEV VERMAN	Fee	70,200.00
India	SOFIA DAHIYA	Fee	67,620.00
India	GYANESHWAR KUMAR SINGH	Fee	32,200.00
India	BIOMASS ENERGY FOR RURAL INDIA (BERI)	FR-April-25May-2011	46,440.00
India	INSTITUTE OF URBAN TRANSPORT-SUTP-UNDP	FR-I-1July-13Sept-2011	37,840.00
India	GLOBAL SOLAR WATER HEATING	FR-I-April-20June-2011	106,820.00
India	GLOBAL SOLAR WATER HEATING	FR-II-12Jan-31March-2011	49,020.00
India	INSTITUTE OF URBAN TRANSPORT-SUTP-UNDP	FR-II-14Sept-30Sept-2011	30,790.00

Major Contracts for Services Placed by Agency During 2011 (Contracts of \$30,000 or more)

AGENCY			Contract Value
Location of Supplier	Name of Contractor	Description of Services	USD
India	BIOMASS ENERGY FOR RURAL INDIA (BERI)	FR-II-19Feb-31March-2011	54,460.00
India	NMPU INDIA UNDP GEF	FR-II-1Nov-23Nov-2011	33,190.00
UNDP Continued			
India	GLOBAL SOLAR WATER HEATING	FR-II-21June-30June-2011	97,430.00
India	INSTITUTE OF URBAN TRANSPORT-SUTP-UNDP	FR-II-November-2011	72,840.00
India	BIOMASS ENERGY FOR RURAL INDIA (BERI)	FR-July-Sept-2011	40,010.00
India	Ministry Environment& Forests/Ozone Cell	Funding for HPMP Preparation (35,000.00
India	N C SAXENA	gs: Reversal P&A project	59,040.00
India	INTEGRATED NETWORK FOR SEXUAL MINORITIES	HIV-First Tranche-MCG Agreeemnt	32,720.00
India	THE HUMSAFAR TRUST	LAST TRACNHE-MCG-HST	38,250.00
India	J.S.L.P.S.	MM-Release of first instalmnt	33,130.00
India	CONTROLLER OF AID ACCOUNTS AND AUDIT	nn-FR 1 QTR 2011-55240	168,170.00
India	CONTROLLER OF AID ACCOUNTS AND AUDIT	nn-FR 4th QTR - II 2011-55240	43,580.00
India	CONTROLLER OF AID ACCOUNTS AND AUDIT	nn-FR 4th QTR 2011-55240	206,050.00
India	SUN PHARMACEUTICAL INDUSTRIES LIMITED	nn-SUN 3rd inst as per MOA-MDI	271,010.00
India	PRATHAM MUMBAI EDUCATION INITIATIVE	porg cost	89,870.00
India	O PJINDAL GLOBAL UNIVERSITY	Professional Service Contract APRC#	36,200.00
India	PRATHAM MUMBAI EDUCATION INITIATIVE	prog cost	38,580.00
India	PSM ADVISORS LLP	provision of consultancy services	67,000.00
India	THE HUMSAFAR TRUST	REV-VID-00143771	36,760.00
India	Strides Arcolab Ltd	RH 150/75-blisters 672 tablets	75,460.00
India	SUJITHA SEKHARAN	S) Intl Consultants - Support	45,000.00
India	ANINDO MAJUMDAR	S) Intl Consultants-Technical	70,200.00
India	SHARAD SINGH	S) Intl Consultants-Technical	61,570.00
India	Paavani Reddy	S) Intl Consultants-Technical	30,310.00
India	INTERNATIONALCENTRE FOR RESRCH ON WOMEN	S) Methodology and analysis	60,750.00
India	KALPATHY VAIDYANATHAN ESWARA PRASAD	S) Service Contract	31,910.00
India	SWASTI	S) Social development	105,470.00
India	SOLIDARITY AND ACTION AGAINST THE HIV IN	S) Social development	46,710.00
India	TECHNOPAK ADVISORS PVT. LTD	S) Training	141,410.00
India	VIDEO VOLUNTEERS - INDIA	shs-2nd instalment of MCG	32,200.00
India	RURAL LITIGATION & ENTITLEMENT KENDRA	shs-35% ag. cont. 2009/-348	30,960.00
India	AIDE ET ACTION (INDIA)	shs-3rd & 4th Instl. 2010/228	32,400.00
India	INDIAN SCHOOL OF MICROFINANCE FOR WOMEN	shs-Pay. ag.contr. 2010/185	33,510.00
India	RANG SUTRA CRAFT DUNIYA PRODUCER COMPANY	shs-Payment for second trench	45,610.00
India	UDYOGINI	shs-Third & fourth installment	30,960.00
India	TECHNOPAK ADVISORS PVT. LTD	Technopak Advisors consultancy	52,840.00
India	TECHNOPAK ADVISORS PVT. LTD	Technopak Consultancy Fee GENP	52,840.00
Indonesia	DITJEN PENYAKIT & PENYEHATAN LINGKUNGAN	1st payment 70% KEMENKES 2011	36,810.00
Indonesia	GRADUATE PROG ON URBAN & REGIONAL PLAN	1st Payment REDS Course	40,000.00
Indonesia	BADAN PENGANGGULANGAN BENCANA ACEH	2nd (Fin) payment for LOA UNDP	52,930.00
Indonesia	KEMITRAAN B PEMBARUAN TATA PEMERINTAHAN	2nd Installment of 'LOGA "	52,970.00
Indonesia	IBU FOUNDATION	2nd pay_IBU Foundation DRR-A	48,010.00
Indonesia	KEMITRAAN B PEMBARUAN TATA PEMERINTAHAN	2nd payment (15 Aug 11), 50% u	75,000.00
Indonesia	KEMITRAAN B PEMBARUAN TATA PEMERINTAHAN	2nd payment (15 Aug 11), 50% upon a	75,000.00
Indonesia	BAMBOEDOE KOMUNIKASI	2nd Payment_30 April 2011	31,310.00
Indonesia	KEMITRAAN B PEMBARUAN TATA PEMERINTAHAN	3rd payment (final, 30 Sep 11)	37,930.00
Indonesia	KEMITRAAN B PEMBARUAN TATA PEMERINTAHAN	3rd payment (final, 30 Sep 11), 30%	45,000.00
Indonesia	PP BMBA UNTAD	3rd payment_PP BMBA UNTAD	38,060.00
Indonesia	TRANSIMA CITRA INDO CONSULTAN, PT	3rd paymt pt transima-nias sl	32,060.00
Indonesia	MULTI AREA CONINDO PT. (MACON)	6th payment for PT MACON - EIA	52,000.00
Indonesia	BITA BINA SEMESTA PT.	6th payment for PT. BITA BINA	38,760.00
Indonesia	PT McKinsey Indonesia	All other activities related t	35,500.00
Indonesia	PT McKinsey Indonesia	Bali discussion pertaining to	42,000.00
Indonesia	BAPPEDA PROVINSI SUMUT	E) Management development	50,850.00
Indonesia	PT McKinsey Indonesia	E) Management support services	420,000.00
Indonesia	PT. WASKITA KARYA (Persero)	E) Public structures	585,480.00
Indonesia	YAYASAN KOMUNITAS SIAGA TSUNAMI (KOGAMI)	E) Social development	31,120.00
Indonesia	PUSAT PENGKAJIAN & PENGEMBANGAN SUMBER D	E) Social development	30,940.00
Indonesia	PT. WASKITA KARYA (Persero)	E) Utility building constructi	671,060.00
Indonesia	DWI BINA PRAKARSA ENGINEERING CONSULTANT	Expense Distribution	36,540.00
Indonesia	ALLES KLAR PRIMA, PT	Expense Distribution	33,800.00
Indonesia	PT STRATEGIC ASIA INDONESIA	Final payment (80%) for Strate	31,600.00
Indonesia	ENDAH TRISTA AGUSTIANA	Final Remu SSA10/7/101 Endah A	44,280.00
Indonesia	PT McKinsey Indonesia	First Draft of the REDD+ Agenc	63,000.00
Indonesia	PT. INDO PACIFIC EDELMAN	First payment 40% of total co	115,140.00
Indonesia	BAMBOEDOE KOMUNIKASI	First Payment_31 march 2011	41,740.00
Indonesia	BADAN METEOROLOGI KLIMATOLOGI&GEOFISIKA	Grant BMKG Q2-2011	487,120.00
Indonesia	BADAN METEOROLOGI KLIMATOLOGI&GEOFISIKA	Grant BMKG Q3-2011	194,900.00
Indonesia	BALAI BESAR LITBANG SUMBERDAYA LAHAN PER	Grant MOA Q2-2011	166,100.00
Indonesia	BALAI BESAR LITBANG SUMBERDAYA LAHAN PER	Grant MOA Q3-2011	185,410.00
Indonesia	PREP-ICCTF MINISTRY OF INDUSTRY	Grant MOI Q2-2011	795,300.00
Indonesia	PREP-ICCTF MINISTRY OF INDUSTRY	Grant MOI Q3-2011	359,430.00
Indonesia	UNDP ACEH ERTR PROGRAMME	Launch TDMRC Newsletter	31,740.00
Indonesia	MENARA THAMRIN, PT	Leased Building	378,460.00
Indonesia	GRAN MELIA HOTEL JAKARTA	Meeting Package (120 participa	40,240.00
Indonesia	TELEKOMUNIKASI INDONESIA TBK.PT	Network for LAPAN (Pustek Data) Jak	39,990.00
Indonesia	TELEKOMUNIKASI INDONESIA TBK.PT	Network for LAPAN Pare-Pare, Produk	30,530.00
Indonesia	MENARA THAMRIN, PT	Office rental 7-10th floor	42,540.00
Indonesia	WAINDO SPECTERRA, PT	One time 100% of total contrac	33,350.00
Indonesia	PT McKinsey Indonesia	Payment for Contract Amendment	47,730.00
Indonesia	GUNUNG JERAI, PT	Payment for Heavy Equipment Co	51,990.00
Indonesia	GUNUNG JERAI, PT	Payment for Heavy Equipment Contrac	254,710.00
Indonesia	KANA INSANIMITRA PT	Payment for Ulee Lheue Port -	38,130.00
Indonesia	GUNUNG JERAI, PT	Payment Heavy Equipment Contra	43,760.00
Indonesia	PT McKinsey Indonesia	Payment McKinsey: submitting a	47,730.00
Indonesia	KANA INSANIMITRA PT	Payment Plan Ulee Lheue Port -	89,840.00
Indonesia	BAPPENAS - PGSP	PGSP BAPPENAS FR AUGUST 2011	82,700.00
Indonesia	BAPPENAS - PGSP	PGSP BAPPENAS FR JULY 2011	37,750.00
Indonesia	BAPPENAS - PGSP	PGSP BAPPENAS FR JUNE 2011	39,280.00
Indonesia	PROVINCIAL GOVERNANCE STRENGTHENING PROG	PGSP BAPPENAS FR JUNE 2011	39,280.00
Indonesia	BAPPENAS - PGSP	PGSP BAPPENAS FR SEPT 2011	60,410.00
Indonesia	BAPPENAS - PGSP	PGSP BAPPENAS FR SEPT 2011 (2)	55,760.00
Indonesia	UNOPS	Procurement Specialist @ 3 mon	56,240.00
Indonesia	BAPPEDA PROVINSI SUMUT	R2C3 1st paymet LOA Bappeda S	36,980.00
Indonesia	UNOPS	Re-engineering and Business Pr	50,820.00
Indonesia	International Bank forReconstruction&Dev	Refund interest TF056088	374,620.00
Indonesia	International Bank forReconstruction&Dev	Refund interest TF056238	148,150.00
Indonesia	International Bank forReconstruction&Dev	Refund interest TF057722	33,030.00
Indonesia	MENARA THAMRIN, PT	Rental Payment - Menara Thamri	39,000.00
Indonesia	MENARA THAMRIN, PT	Rental Payment 7th-10th floor	42,040.00
Indonesia	MENARA THAMRIN, PT	Rental Payment for Menara Tham	44,320.00
Indonesia	MENARA THAMRIN, PT	Rental Payment For Menara Tham	44,040.00
Indonesia	MENARA THAMRIN, PT	Rental Payment-Menara Thamrin	87,090.00
Indonesia	KANA INSANIMITRA PT	S) Equipment RepairPayment P	59,210.00
Indonesia	BAPPEDA PROVINSI ACEH / R2C3	S) Management development	78,390.00
Indonesia	PT. INDO PACIFIC EDELMAN	Second payment 30% of total c	86,360.00
Indonesia	WAINDO SPECTERRA, PT	Semi draft final report/draft	57,910.00
Indonesia	MENARA THAMRIN, PT	Service Charge 7-10th floor	36,770.00
Indonesia	MENARA THAMRIN, PT	Service Charge Payment - Menar	61,940.00
Indonesia	MENARA THAMRIN, PT	Service Charge Payment 7th-10t	32,130.00
Indonesia	MENARA THAMRIN, PT	Service Charge Payment for Men	38,310.00
Indonesia	MENARA THAMRIN, PT	Service Charge Payment For Men	38,060.00
Indonesia	MENARA THAMRIN, PT	Service Charge Payment-Menara	38,310.00

Major Contracts for Services Placed by Agency During 2011 (Contracts of \$30,000 or more)

AGENCY			Contract Value
Location of Supplier	Name of Contractor	Description of Services	USD
Indonesia	KOMISI PENANGGULANGAN AIDS	Settle FR KPA August 2011	81,960.00
Indonesia	KOMISI PENANGGULANGAN AIDS	Settle FR KPA July 2011	72,990.00
UNDP Continued			
Indonesia	KOMISI PENANGGULANGAN AIDS	Settle FR KPA May 2011	198,830.00
Indonesia	KOMISI PENANGGULANGAN AIDS	Settle FR KPA Nov 2011	164,390.00
Indonesia	KOMISI PENANGGULANGAN AIDS	Settle FR KPA October 2011	65,730.00
Indonesia	KOMISI PENANGGULANGAN AIDS	Settle FR KPA Sept 2011	93,370.00
Indonesia	KOMISI PENANGGULANGAN AIDS	Settle FR KPA September 2011	99,870.00
Indonesia	T MDF FOR AID FOR DEV. EFFECTIVENESS SEC.	Settlement FR April'11 T MDF	32,990.00
Indonesia	KOMISI PENANGGULANGAN AIDS	Settlement FR KPA Feb 11	123,780.00
Indonesia	KOMISI PENANGGULANGAN AIDS	Settlement FR KPA Mar 11	117,880.00
Indonesia	PT McKinsey Indonesia	The consolidation of sub-natio	40,000.00
Indonesia	PT McKinsey Indonesia	The design of the monthly and	40,000.00
Indonesia	PT McKinsey Indonesia	The steering committee and gov	42,000.00
Indonesia	PT. INDO PACIFIC EDELMAN	Third payment 30% of total co	69,550.00
Indonesia	PP BMBA UNTAD	To reclss grant pymnt UNTAD	45,700.00
Indonesia	PT. METRO INTER TRAVINDO	Travel to Brazil, 13-18 Mar 20	102,370.00
Iran, Islamic Republic of	Jamshid Khatir	Expense Distribution	699,600.00
Iran, Islamic Republic of	Ardeshir Sayah Mofazali	Expense Distribution	37,080.00
Iran, Islamic Republic of	Hormozgan University of Medical Science	O8A1A8Imp training Course	43,730.00
Iran, Islamic Republic of	Carbon Sequestration Project	STLMNT OF 3RD ADV C.S. PH. II	53,030.00
Iraq	TALAL ABU GHAZALEH INTERNATIONAL	100% (NIM/NGO Audit Fees - 201	49,000.00
Iraq	Al-ULA Engineering Bureau	Amendment 1 for Consultancy Service	87,090.00
Iraq	Al-Butaila Co. for General Contracts	Building engineer consultants,	32,000.00
Iraq	Al-Butaila Co. for General Contracts	Building engineer consultants, buil	32,000.00
Iraq	BASRAH EUROLANE CO.	Civil works for construction o	921,890.00
Iraq	BASRAH EUROLANE CO.	Civil works for construction of Pol	1,480,190.00
Iraq	RATBA'A GENERAL CONTRACTS CO.LLCC	CONSTRUCTION and Works for ste	103,660.00
Iraq	RATBA'A GENERAL CONTRACTS CO.LLCC	CONTRACT NUMBER P/AM179/08 Ele	137,660.00
Iraq	RATBA'A GENERAL CONTRACTS CO.LLCC	CONTRACT NUMBER P/AM233/07 CON	136,690.00
Iraq	SANTTEL TECHNOLOGIES CO., LTD	Expense Distribution	250,590.00
Iraq	Commission of Integrity	Expense Distribution	168,630.00
Iraq	Regional Statistics Office	Expense Distribution	48,530.00
Iraq	DANIDA FELLOWSHIP CENTRE	Expense Distribution	30,260.00
Iraq	FOR THE SAKE OF IRAQ ORG	ILD III-For the Sake of Iraq P	49,980.00
Iraq	AL-GHAITH COMPUTER OFFICE	Internet conntection for 12 months	60,180.00
Iraq	HEARTLAND ALLIANCES FOR HUMAN NEEDS & HR	Legal Aid Services Dohuk and S	40,140.00
Iraq	AL-SAMI GENERAL TRADE COMPANY LTD.	MDR Hospital Rehabuiltaion in	347,230.00
Iraq	TALAL ABU GHAZALEH INTERNATIONAL	NIM/NGO Audit Fees - 2010	56,000.00
Iraq	Al-ULA Engineering Bureau	P/SM135/09 Com Pol Stations	316,050.00
Iraq	BASRA DEVELOPMENT SERVICES	Payments under contract number	31,400.00
Iraq	BASRA DEVELOPMENT SERVICES	Payments under contract number p/am	284,080.00
Iraq	Shia Contracting & Trading Co.Ltd	Rehabilitation of Erbil respir	83,660.00
Iraq	AL-SAMI GENERAL TRADE COMPANY LTD.	Rehabuilitation of four sites	40,260.00
Iraq	AL-SAMI GENERAL TRADE COMPANY LTD.	Rehabuilitation of four sites in MO	253,990.00
Iraq	4points of the Compass	Rehabuilitation Supervsion for Suli	71,720.00
Iraq	Al-Butaila Co. for General Contracts	S) Civil engineering	39,850.00
Iraq	HUMAM MISCONE	S) Intl Consultants-Technical	45,080.00
Iraq	HEARTLAND ALLIANCES FOR HUMAN NEEDS & HR	S) Training	80,280.00
Iraq	Mahmoud Abdul Kadir Al-Massry	Signed Lease Agreement for the	119,630.00
Iraq	BASRA DEVELOPMENT SERVICES	THIS PO IS RAISED AGAINST CONTRACT	161,700.00
Ireland	NIALL MCCANN	Fees 57 days	31,350.00
Ireland	McDermott Ronan Thomas	S) Intl Consultants-Technical	42,250.00
Ireland	REGAN, Philip	S) Intl Consultants-Technical	42,000.00
Ireland	Adrian Curley	SSA 045/2010 2nd amnd. from 01/09 t	33,600.00
Israel	UNITED NATIONES DVELOPMENT PROGRAMME	11-32-01	65,300.00
Israel	ACHIM 6 CONTRACTING COMPANY	A) Reinforcements (LP)	116,310.00
Israel	HATZOR SAFES LTD.	COFFRES FORTS	40,000.00
Israel	AMERICAN COLONY HOTEL JERUSALEM	Contracts	593,210.00
Israel	UNICEF	Contracts	46,010.00
Israel	ACHIM 6 CONTRACTING COMPANY	Contracts/ Final Payment for S	96,800.00
Israel	UNITED NATIONES DVELOPMENT PROGRAMME	COST OF THE LGS TEAM	37,500.00
Israel	UNITED NATIONES DVELOPMENT PROGRAMME	cost recovery / cost of PMO 11	62,250.00
Israel	UNITED NATIONES DVELOPMENT PROGRAMME	COST RECOVERY FOR ENGINEERING	80,320.00
Israel	ACHIM 6 CONTRACTING COMPANY	DAR EL TIFIL AL ARABI -PHASE I	127,760.00
Israel	ACHIM 6 CONTRACTING COMPANY	DAR EL TIFIL AL ARABI -PHASE III	140,450.00
Israel	ACHIM 6 CONTRACTING COMPANY	E) Commercial construction	34,050.00
Israel	AL SORAGE LTD	Expense Distribution	71,720.00
Israel	Emad ABU QTEISH	IDB IV-Rehab. of Dar Al-Awlad	92,330.00
Israel	AMERICAN COLONY HOTEL JERUSALEM	Leased Building	73,900.00
Israel	AMERICAN COLONY HOTEL JERUSALEM	Leased Building - June 2011	100,280.00
Israel	JERUSALEM DISTRICT ELECTRICITY CO	OQR/Electricity Upgrade New Pre	58,020.00
Israel	AMERICAN COLONY HOTEL JERUSALEM	OQR/Office Rent February 2011	174,180.00
Israel	AMERICAN COLONY HOTEL JERUSALEM	OQR/Office Rent May 2011	174,180.00
Israel	AMERICAN COLONY HOTEL JERUSALEM	OQR/Rent office March 2011	148,780.00
Israel	UNITED NATIONES DVELOPMENT PROGRAMME	Refund the Progr. As. & correc	64,000.00
Israel	Emad ABU QTEISH	Rehab. of Al-Tur Soccer Field	205,360.00
Israel	GHALEB KALOTI	Rent 2012 main building - Ghal	131,750.00
Israel	KHALED KALOTI	Rent 2012 main building - Khal	46,500.00
Israel	SAMER KALOTI	Rent 2012 main building - Same	131,750.00
Israel	UNITED NATIONES DVELOPMENT PROGRAMME	Reversal from 40500 to 04950	61,490.00
Israel	AL SORAGE LTD	Supply and installation of bla	201,380.00
Italy	WORLD FOOD PROGRAMME (ROME)	1ST QUARTER FUNDS	490,000.00
Italy	CISA S.p.A.	Autoclave plant for BCH - Supply, d	159,540.00
Italy	SGI STUDIO GALLI INGEGNERIA S.P.A	Consultancy Services for the D	348,090.00
Italy	SGI STUDIO GALLI INGEGNERIA S.P.A	Consultancy Services for the Develo	729,640.00
Italy	SIA SpA	Cont BRA 10-457/2010 E) Manage	296,360.00
Italy	GLOBAL MECHANISM OF THE UNCCD	CONTRACTUAL SRVC	81,640.00
Italy	AGRICONSULTINGS S.P.A.	Disaster preparedness	89,820.00
Italy	GESP S.r.l	E) Risk or hazard assessment	163,500.00
Italy	United+Nations+System+Staff+College	Expense Distribution	1,837,800.00
Italy	ALESSANDRO MRAKIC	Expense Distribution	42,000.00
Italy	CITTADINANZATTIVA ONLUS	FACE 066 P. 56637 PAGO TERCER	50,000.00
Italy	Monica Rispo	Fees for 90 working days from 11 Ju	45,000.00
Italy	IRD ENGINEERING S.r.l.	Final payment for the supervis	35,230.00
Italy	FONDAZIONE TERRE DES HOMMES ITALIA ONLUS	Final Payment TDH - 7th paymen	93,940.00
Italy	GIORGIO MUSCETTA	FINAL SUBMISSION OF DELIVERABL	31,530.00
Italy	FOSTER WHEELER ITALIANA S.p.A	First installment, week 5; Fin	37,600.00
Italy	UN World Food Programme	FR (aged) 2011 WFP AAP	195,000.00
Italy	CITTADINANZATTIVA ONLUS	INFORME AGOSTO OCTUBRE	50,000.00
Italy	GLOBAL MECHANISM OF THE UNCCD	INT CONSULTANT EXP	33,750.00
Italy	FOOD AND AGRICULTURE ORGANIZATION	Invoice #746789 of 10-Feb-10	32,190.00
Italy	LOCAL DEVELOPMENT INTERNATIONAL s.a.s	Midterm Review for the JPLG	48,370.00
Italy	CITTADINANZATTIVA ONLUS	PAGO INFORME D&D	59,120.00
Italy	PARINI, Anna	PRM Consultant Short Term	31,500.00
Italy	SGI STUDIO GALLI INGEGNERIA S.P.A	Provision of Consultancy Servi	759,520.00
Italy	R&P Company s.r.l	REAGENTS & LAB. SUPPLY	35,700.00
Italy	Fondazione Centro San Raffaele del Monte	S) Intl Consultants-Technical	63,050.00
Italy	ASSOCIAZI RONDINE CITTADELLA DELLA PACE	S) Social development	104,820.00
Italy	INTL.INST.OF HIGHER STUD. IN CRIMNAL Sc.	S) Training	54,500.00
Italy	FOSTER WHEELER ITALIANA S.p.A	Second installment, week 10; D	56,400.00
Italy	FOSTER WHEELER ITALIANA S.p.A	Third installment, week 13; Re	56,400.00
Italy	United+Nations+System+Staff+College	UNSSC_2nd Q 2011 exp. report	42,500.00
Italy	United+Nations+System+Staff+College	UNSSC_KM 2010 Inv dt 9/2/2011	31,370.00

Major Contracts for Services Placed by Agency During 2011 (Contracts of \$30,000 or more)

AGENCY			Contract Value
Location of Supplier	Name of Contractor	Description of Services	USD
Jamaica	UNIVERSITY OF THE WEST INDIES	Final payment-35% C-2010-035/R	86,860.00
Jamaica	SMITH WARNER INTERNATIONAL LTD	Payment for Tasks under Phase	109,430.00
UNDP Continued			
Japan	International Total Engineering Corporat	Amendment 1 to contract P/AM25	38,620.00
Japan	Oriental Consultants Company Limited	Consultancy Fee - Cycle Manage	36,050.00
Japan	Oriental Consultants Company Limited	International Consultancy - ?L	72,100.00
Japan	NISSAN TRADING CO LTD	Nissan Patrol Station Wagon LW	37,110.00
Japan	SHOSEI YAMAMOTO	procurement specialist Fees for KRG	42,850.00
Japan	International Total Engineering Corporat	Provision of consultancy servi	205,620.00
Japan	International Total Engineering Corporat	Provision of Engineering consu	144,220.00
Jordan	SCIENCE TRIANGLE FOR RESEARCH TRAINING	20% upon submitting and approv	32,670.00
Jordan	VIA NOVA GROUP/AL TAREEK AL JADEED CONSU	5th install (%15) of contract	148,260.00
Jordan	JORDAN UNIVERSITY OF SCIENCE&TECHNOLOGY	90% Advance payment	32,400.00
Jordan	Dahlan Tours and Travel	Accomtd.LADP Meeting Erbil2011	64,890.00
Jordan	Dahlan Tours and Travel	Acmtn_TransboundaryWS_Ape11	41,200.00
Jordan	AL HAWARTH ESTABLISHMENT	Amendment 4 for the Rehabilita	263,390.00
Jordan	KHLEIF AND SAMMAN	Change Management and Technica	552,420.00
Jordan	MURAD MAHMOUD ZA'ATREH	CONSULTANT NATIONAL: FACILITY MANAG	30,920.00
Jordan	Dahlan Tours and Travel	E) Cafeteria services	60,180.00
Jordan	Dahlan Tours and Travel	E) Hospitality-Special Events	37,150.00
Jordan	ABDEL BASET ABDALLAH ATHAMNEH	E) Local Consultants-Technical	35,000.00
Jordan	Dahlan Tours and Travel	e-GIF workshop- Erbil	42,080.00
Jordan	MINISTRY OF AGRICULTURE	Expense Distribution	69,210.00
Jordan	BirdLife International	Expense Distribution	35,740.00
Jordan	AL JUTHOOR CONTRACTING COMPANY & AJZ, JV	Fallujah Contract - PAYMENT TO	6,519,110.00
Jordan	TAMARA AL-ZAYYAT	Fee for Tamara Al - Zayyat (\$ 400	31,200.00
Jordan	Stars Orbit Consultants and Managment De	Fees - Engineering Consultants (5 I	90,000.00
Jordan	PROTECHNIQUE MULTIPROJECTS LTD	Improvements to the Existing W	473,660.00
Jordan	Kempinski Hotel Amman	Invoice for participants 15666	30,950.00
Jordan	Bilal Al-Kiswani	Management consultancy	31,120.00
Jordan	Al Wisam Management Consulting Ltd	Medal Contract P/AM072/11	315,760.00
Jordan	KALABANI, Mohammad Shafeeq	Monthly consultancy fee of JOD3,450	58,470.00
Jordan	PRICEWATERHOUSECOOPERS JORDAN	Professional services for the	467,320.00
Jordan	BirdLife International	reimburse BLI/FO Salar 14 mont	35,740.00
Jordan	BirdLife International	Re-imburse BLI/staff rech.2010	48,160.00
Jordan	BirdLife International	rrrsal V# 25231	36,260.00
Jordan	Dahlan Tours and Travel	S) Meeting facilities	39,700.00
Jordan	G4S SECURE SOLUTIONS INT. JORDAN LTD.CO.	S) Security systems services	36,060.00
Jordan	Leading Point Management Advisory Servic	S) Training	34,200.00
Jordan	KHLEIF AND SAMMAN	SOPs- IGs	158,400.00
Jordan	SPACETOON KIDS TV REGIONAL OFFICE	Spacetoon for LADPII-Media Ser	31,230.00
Jordan	SARH GENERAL TRADING COMPANY	SUPPLY, DELIVERY & INSTALLATIO	162,580.00
Jordan	Kempinski Hotel Amman	Surge Meeting Held In Jordan	38,720.00
Jordan	Stars Orbit Consultants and Managment De	THIS AMOUNT REFELECTS AMENDMENT NO.	52,010.00
Jordan	KHLEIF AND SAMMAN	Training services	148,800.00
Jordan	Sustainable Research and Development Cen	Training services	98,730.00
Jordan	ROYAL SCIENTIFIC SOCIETY	Upon submission of the second	36,000.00
Kazakhstan	Zhana Omir LTD	3rd tranche 40% Pmnt according to C	31,520.00
Kazakhstan	AQUA SPOIL LLP	Final payment of 20 % of the t	30,940.00
Kenya	AFRICEC INTERNATIONAL	01-30% CONSULTANCY FEE.	46,640.00
Kenya	WORLD AGROFORESTRY CENTRE	1st installment Pay	50,000.00
Kenya	KUEHNE+NAGEL LTD	2nd vessel consignment of fur	137,500.00
Kenya	AFRICA DEVELOPMENT PROFESSIONAL GROUP	65% Final Report on acceptance	36,930.00
Kenya	UNITED NATIONS OFFICE FOR PROJECT SERVIC	Access to Justice payment to U	353,880.00
Kenya	PEACENET KENYA & KPFPs	Additional Disburs-Peacenet/KP	54,940.00
Kenya	ERNST & YOUNG	Audit Fees for Messrs Ernst &	41,220.00
Kenya	STRATEGIC PUBLIC RELATIONS & RESEARCH	Being the payment of cfps/004	33,050.00
Kenya	SKYTECH COMMUNICATIONS RESOURCES LTD	CONTRACTUAL SERVICES FOR RADIO	30,800.00
Kenya	MELLECH ENGINEERING & CONSTRUCTION CO.	Document No.2 Upon completion of th	105,640.00
Kenya	MELLECH ENGINEERING & CONSTRUCTION CO.	Document No.3 Upon completion of su	105,640.00
Kenya	MELLECH ENGINEERING & CONSTRUCTION CO.	Document No.4 Upon completion of el	158,470.00
Kenya	MELLECH ENGINEERING & CONSTRUCTION CO.	Document No.5 Upon completion of fi	79,230.00
Kenya	INTERIM INDEPENDENT ELECTORAL COMMISSIO	Expense Distribution	1,227,490.00
Kenya	OGILVY & MATHER (E.A) LTD	Expense Distribution	1,065,380.00
Kenya	ENGLISH PRESS LTD.	Expense Distribution	795,120.00
Kenya	KPMG NCEPII	Expense Distribution	745,880.00
Kenya	UNICEF'S CASHIER'S ACCOUNT NO.1	Expense Distribution	482,220.00
Kenya	BONTANA HOTEL	Expense Distribution	257,390.00
Kenya	KENYATTA INTERNATIONAL CONF.CENTRE	Expense Distribution	194,640.00
Kenya	INSULAE AFRICANUS LTD	Expense Distribution	191,450.00
Kenya	GREEN HILLS HOTEL	Expense Distribution	171,950.00
Kenya	KENYA INSTITUTE OF GOVERNANCE	Expense Distribution	152,040.00
Kenya	GOLF HOTELS LIMITED	Expense Distribution	151,410.00
Kenya	SUNSET HOTEL	Expense Distribution	138,980.00
Kenya	DISASTER PREPAREDNESS AND MANAGEMENT	Expense Distribution	124,700.00
Kenya	KISUMU HOTEL (MASENO UNIVERSITY)	Expense Distribution	118,020.00
Kenya	NEXT TECHNOLOGIES LIMITED	Expense Distribution	112,020.00
Kenya	ARID LANDS RESOURCE MANAGEMENT PROJECTII	Expense Distribution	63,270.00
Kenya	CENTRAL BANK OF KENYA - FIN.DEPT- KEPPS	Expense Distribution	56,450.00
Kenya	MOMBASA CONTINENTAL RESORT	Expense Distribution	54,120.00
Kenya	KENYA INSTITUTE OF ADMINISTRATION - KIA	Expense Distribution	49,240.00
Kenya	PEACENET KENYA & KPFPs	Expense Distribution	42,860.00
Kenya	KENYA AIDS NGOS CONSORTIUM(KANCO)	Expense Distribution	39,270.00
Kenya	MIN OF STATE FOR PLANN,NAT. DEVP& V.2030	Expense Distribution	38,890.00
Kenya	Leisure Lodge Limited	Expense Distribution	34,430.00
Kenya	GREEN PARK GOLF & COUNTRY CLUB	Expense Distribution	32,830.00
Kenya	HABARI CONSULTING LIMITED	Expense Distribution	32,000.00
Kenya	POVERTY ERADICATION NETWORK	Final payment to PEN for Gran	40,930.00
Kenya	FAIZA ABDALLA MOHAMED	Garowe UNCC Rent Jan - Jun 201	105,000.00
Kenya	FAIZA ABDALLA MOHAMED	Garowe UNCC Rent Jul - Dec 201	105,000.00
Kenya	ARKANGELO ALI ASSOCIATION	Human resources	334,470.00
Kenya	MELLECH ENGINEERING & CONSTRUCTION CO.	Initial Document No.1 Upon mobiliza	52,820.00
Kenya	IUCN-THE WORLD CONSERVATION UNION	Jan-June 2011 Advance Request	110,000.00
Kenya	NORTH EASTERN MEDIA & TELECOMMUNICATION	Milestone 1 - Mobilization: Pa	49,920.00
Kenya	NORTH EASTERN MEDIA & TELECOMMUNICATION	Milestone 2 - Upon completion	99,840.00
Kenya	RESEARCH AND DEVELOPMENT ASSOCIATES	Milestone 2: Upon completion o	43,950.00
Kenya	NORTH EASTERN MEDIA & TELECOMMUNICATION	Milestone 3 - Payment upon com	249,600.00
Kenya	NORTH EASTERN MEDIA & TELECOMMUNICATION	Milestone 4 - Payment upon com	99,840.00
Kenya	PRAVIN MAVJI PATEL & DAXSHA P. PATEL	Office Rent (Amkeni Wakenya)	33,910.00
Kenya	Inner Power Ltd	Over all Dimensions:Supply and	66,000.00
Kenya	Inner Power Ltd	Over all Dimensions:Supply and Inst	66,000.00
Kenya	Leisure Lodge Limited	Payment for the devolved govt	58,200.00
Kenya	IIDA WOMENS DEVELOPMENT ORGANIZATION	Payment of 44% of total contra	101,770.00
Kenya	IIDA WOMENS DEVELOPMENT ORGANIZATION	Payment of 44% of total contract up	101,770.00
Kenya	TAMARIND TRANSLATIONS LTD	Payment of translation and int	40,580.00
Kenya	DESIGN CORPORATE LTD.	Payment to Desing Corporate fo	53,370.00
Kenya	INITIATIVE CONSULTANTS	Professional Services Payment	34,420.00
Kenya	GREEN PARK GOLF & COUNTRY COMPLEX	provision of conference servic	61,680.00
Kenya	REGIONAL CENTRE ON SMALL ARMS	REC SEPT-OCT2011	50,000.00
Kenya	ICRAF	REF 0606/RAB.AGR.EXT/06.01	70,000.00
Kenya	SPRINGETTE PROPERTIES LIMITED	Rent for Springette Premises -	269,410.00
Kenya	Sudafric Enterprises Ltd	Rent for UNDP Warehouse for 6	126,000.00
Kenya	SKYTECH COMMUNICATIONS RESOURCES LTD	Rev. CONTRACTUAL Svs - RADIO	30,800.00
Kenya	UNDP SOMALIA	Reversal of APJV 58005	546,210.00

Major Contracts for Services Placed by Agency During 2011 (Contracts of \$30,000 or more)

AGENCY			Contract Value
Location of Supplier	Name of Contractor	Description of Services	USD
Kenya	SAVE THE CHILDREN SWEDEN	RRP 05 Payment Req # 10	412,090.00
Kenya	ACCESS KENYA	S) Internet services	42,330.00
UNDP Continued			
Kenya	EDMUND AYAOSI AYONGA	S) Intl Consultants - Support	46,400.00
Kenya	JOSEPHINE RAEL ADOYO LORE	S) Intl Consultants-Technical	32,900.00
Kenya	COOPERAZIONE PER LO SVILUPPO DEI PAESI E	S) Legislative bodies & practi	447,380.00
Kenya	IIDA WOMENS DEVELOPMENT ORGANIZATION	S) Legislative bodies & practi	407,070.00
Kenya	JAPAN CENTER FOR CONFLICT PREVENTION	S) Methodology and analysis	55,980.00
Kenya	DEVELOPMENT INITIATIVE ACCESS LINK	S) Social development	35,390.00
Kenya	TOYOTA EAST AFRICA LTD	S) Toyota Land cruiser Prado s	51,670.00
Kenya	TOYOTA EAST AFRICA LTD	S) Toyota Land cruiser Prado statio	51,670.00
Kenya	RESEARCH AND DEVELOPMENT ASSOCIATES	S) Training	127,610.00
Kenya	SOMALI ORGANIZATION FOR COMMUNITY DEVELO	S) Training	105,600.00
Kenya	SALAMA FIKIRA INTERNATIONAL LIMITED	S) Training	50,600.00
Kenya	THE STANDARD GROUP LTD	Standard Group Ltd- Being the	48,050.00
Kenya	NATIONAL CIVIC FORUM	Supplementary Requisition (cha	43,430.00
Kenya	X-MEDIA	X Media -Being the payment of	44,160.00
Korea, Republic of	HANWHA 63 CITY	13/7-Upon approval final compl	58,760.00
Kosovo	SPARK	PCA '11 1-st Installment	57,920.00
Kosovo	UBO CONSULTING	Polling Services 8000 -Kosovo	56,660.00
Kyrgystan	POBEDA LIMITED LIABILITY COMPANY	3rd_last_inst_Construc_works	36,290.00
Kyrgystan	KERME TOO JSC	CIVIL WORKS CONTRACT #2011-003	87,640.00
Kyrgystan	KERME TOO JSC	CIVIL WORKS CONTRACT #2011-003, LOT	89,390.00
Kyrgystan	ATT CONCEPTS	CIVIL WORKS CONTRACT#2011-002 (LOT	42,370.00
Kyrgystan	INTERNATIONAL ALERT	INTERNATIONAL ALERT CONSULTANC	41,520.00
Lao People's Democratic Republic	National Regulatory Authority on UXO LAO	POA Settlement Q3'11 00044218	36,430.00
Lao People's Democratic Republic	National Regulatory Authority on UXO LAO	POA Settlement Q1'11 NRA	33,940.00
Lao People's Democratic Republic	ERNST & YOUNG LAO LIMITED	Provision of Audit profession	63,530.00
Lao People's Democratic Republic	KP SPARE PARTS SHOP	Tyres: 750-16J5 8pr	37,250.00
Latvia	Latvian Environmental Investment Fund	2011 1Q Advance Expend 3Q 2011	34,900.00
Latvia	ARHIS LTD	Design for reconstruction work	266,180.00
Lebanon	ECOSYS S.A.L	10% of the goods value upon in	43,780.00
Lebanon	STE.FOR PROTECTION OF NATURE IN LEBANON	12% upon satisfactory submissi	108,000.00
Lebanon	ECOSYS S.A.L	15% of the entire contract val	40,920.00
Lebanon	ENERGY EFFICIENCY GROUP S.A.L.	15% upon signature and submiss	36,470.00
Lebanon	EARTH LINK & ADVANCED RESOURCES	1st pymt-20% upon submission &	420,180.00
Lebanon	MOUVEMENT SOCIAL	1ST PYMT-70% UPON SIGNATURE OF	88,630.00
Lebanon	LEDA-SOUTH LEBANON	1ST&FINAL PYMT OF GRANT AGREEM	80,690.00
Lebanon	EARTH LINK & ADVANCED RESOURCES	20% upon satisfactory submissi	215,790.00
Lebanon	ECODIT-LIBAN	20% upon satisfactory submissi	130,480.00
Lebanon	INFOPRO MANAGEMENT SARL	25% of Contract Value	30,250.00
Lebanon	RURAL DELIGHTS S.A.L.	30% upon deliverable 2	30,890.00
Lebanon	FARHAT GROUP TRADING&CONTRACTING CO.SAL	3rd Payment (settlement of Con	629,580.00
Lebanon	ASACO GENERAL TRADE & CONTRACTING	4th pymt- upon delivery , comp	79,980.00
Lebanon	ASACO GENERAL TRADE & CONTRACTING	4th pymt- upon delivery , complete	79,980.00
Lebanon	INFOPRO MANAGEMENT SARL	50% of Contract Value	30,250.00
Lebanon	ECOSYS S.A.L	75% of the goods value against	204,580.00
Lebanon	T.M. & SONS CONSTR CONSULT.SARL	85% against works provision an	106,330.00
Lebanon	T.M. & SONS CONSTR CONSULT.SARL	85% against works provision and acc	166,420.00
Lebanon	TARGET ENGINEERING S.A.R.L.	A) Construction Material (LP)	76,020.00
Lebanon	Arab Center for the Rule of Law	ACRLI LEGAL TRAINING EC	183,910.00
Lebanon	Arab Center for the Rule of Law	ACRLI LEGAL TRAINING SP	197,650.00
Lebanon	KPMG S.A.L. (offshore)	E) Temporary admin. assistance	453,250.00
Lebanon	Ecotech Ingenierie Etudes Cons Tech Ent	F17811-53906-Contr1R/2010	37,500.00
Lebanon	KEY DEVELOPMENT SERVICES SARL	Monitoring and Evaluation serv	264,000.00
Lebanon	KPMG S.A.L. (offshore)	Professional services for the	234,020.00
Lebanon	ARAB AFRICAN INTERNATIONAL BANK	RENT 15/03/2011-14/06/2011	157,820.00
Lebanon	ARAB AFRICAN INTERNATIONAL BANK	RENT 15/06/2011-15/09/2011	157,820.00
Lebanon	ARAB AFRICAN INTERNATIONAL BANK	RENT 15/09/2011-15/12/2011	157,820.00
Lebanon	ARAB AFRICAN INTERNATIONAL BANK	RENT 15/12/2011-15/3/2012	157,820.00
Lebanon	INCONET-DATA MANAGEMENT SAL	S) Internet services	36,300.00
Liberia	LNPTA-PSU Training	100% liquidation of advance	65,940.00
Liberia	FAO LIBERIA	1st payment to FAO - Reimburse	250,990.00
Liberia	FAO LIBERIA	1st payment to FAO - Reimbursement	250,990.00
Liberia	Clarence L. Simpson, Jr	2011 Rent Simpson Building Fin	110,000.00
Liberia	Quality Engineering & Standard Tech. Inc	2nd Milestone payment of 40% f	39,930.00
Liberia	FAO LIBERIA	2nd Payment to FAO - Reimbursement	118,590.00
Liberia	AFRICA MOTORS	A) Nissan NP300 Hardbody Double cab	61,000.00
Liberia	National Drug Service	Adv. Drug Delivery	44,700.00
Liberia	KAMAL BUSINESS CENTER (KBC)	Cable size 3x25, +16zmm2 Europ	36,100.00
Liberia	KAMAL BUSINESS CENTER (KBC)	Cable size 3x25, +16zmm2 European	36,100.00
Liberia	COMM HEALTH-CARE EDU & PREVENTION PROG.	Community Health Care Educatio	57,120.00
Liberia	UNITED NATIONS MISSION IN LIBERIA	DAMIL 11/03/010	120,330.00
Liberia	UNITED NATIONS MISSION IN LIBERIA	DAMIL10/12/012	49,950.00
Liberia	UNITED NATIONS MISSION IN LIBERIA	DAMIL11/02/018	52,230.00
Liberia	GENESIS LIBERIA, INC.	Development of the Solid Waste	716,180.00
Liberia	GENESIS LIBERIA, INC.	Development of the Solid Waste sani	1,010,720.00
Liberia	ECO BANK	ECOWA.Vol.VLA/Sept,Oct &Nov.11	36,450.00
Liberia	LNPTA-PSU Training	Expense Distribution	352,800.00
Liberia	Liberia Reconstruction & Development Co.	Expense Distribution	135,590.00
Liberia	The Judiciary	Expense Distribution	100,000.00
Liberia	LIBERIA RISING 2030 SECRETARIAT	Expense Distribution	74,900.00
Liberia	Law Reform Commission	Expense Distribution	30,080.00
Liberia	Malteco Inc.	Extendable Batons with Holders	91,000.00
Liberia	LNPTA-PSU Training	Funding allotment for PSU Cla	176,000.00
Liberia	EFFICIENT LOGISTIC SERVICES	Hiring of 19 4x4 pick ups to t	39,360.00
Liberia	ECO BANK	LECBS January -April 2011 sala	293,800.00
Liberia	ECO BANK	LECBS June 2011 payment throug	79,700.00
Liberia	ECO BANK	LECBS May - 2011 Payment	77,700.00
Liberia	LNPTA-PSU Training	Medical/Psychological Testing	40,000.00
Liberia	ECO BANK	Payment of allowances for song	31,450.00
Liberia	ECO BANK	S) Local Consultants-Technical	778,800.00
Liberia	ECO BANK	S) Salary payment for SES bene	42,000.00
Liberia	UNITED NATIONS MISSION IN LIBERIA	S) UNV-International	46,620.00
Liberia	EFFICIENT LOGISTIC SERVICES	S) Vehicle rental	79,100.00
Liberia	ECO BANK	S)LECBS beneficiaries for Dece	71,000.00
Liberia	ECO BANK	S)TOKTEN beneficiaries salary	59,000.00
Liberia	Ministry of Planning & Economic Affairs	Salary for Field Monitors	36,000.00
Liberia	ECO BANK	SES April 2011 Payment	106,000.00
Liberia	ECO BANK	SES Feb 2011 Payment	113,000.00
Liberia	ECO BANK	SES Jan-2011 Paymentt	111,500.00
Liberia	ECO BANK	SES June 2011 Payments-ECOBANK	102,000.00
Liberia	ECO BANK	SES Mar-2011 Payment-Ecobank	106,000.00
Liberia	ECO BANK	SES May 2011 Beneficiaries Pay	106,000.00
Liberia	Starks Foundation, Inc.	Starks Foundation payment for	31,320.00
Liberia	Starks Foundation, Inc.	Starks Foundation payment for 59,71	64,610.00
Liberia	Community Development & Empowerment	supply of materials, labou, and all	71,180.00
Liberia	JUSMART ENGINEERS (LIB) LTD	Supply of materials, labour an	54,050.00
Liberia	The Judiciary	Support to the Judiciary for t	50,000.00
Liberia	FAIRLLOP INTERNATIONAL LIMITED (TATA MOT	TATA Telcoline 486 PL 07 or eq	245,000.00
Liberia	ECO BANK	TOKTEN 2010 Payment	92,500.00
Liberia	ECO BANK	TOKTEN April 2011 Payment	106,500.00
Liberia	ECO BANK	TOKTEN February 2011 Payment	104,500.00
Liberia	ECO BANK	TOKTEN June 2011 payments thro	108,750.00

Major Contracts for Services Placed by Agency During 2011 (Contracts of \$30,000 or more)

AGENCY			Contract Value
Location of Supplier	Name of Contractor	Description of Services	USD
Liberia	ECO BANK	TOKTEN March 2011 Payment (pay	109,750.00
Liberia	ECO BANK	TOKTEN May 2011 Payment	86,000.00
UNDP Continued			
Lithuania	ERNST & YOUNG BALTIC, UAB	Contract No 2011-05-12, phases	65,960.00
Lithuania	ERNST & YOUNG BALTIC, UAB	Contract No 2011-07-07, for ph	75,020.00
Lithuania	UAB KVALITETAS	Contract No 2011-07-08	46,660.00
Lithuania	UAB KVALITETAS	Contract No 2011-07-08, paymen	53,450.00
Lithuania	UAB SIMPLIKA	IC 2011-01-01 temporary employ	90,280.00
Lithuania	UAB SIMPLIKA	IC 2011-01-01, Personnel lease	117,020.00
Lithuania	UAB SIMPLIKA	INST CONTRACT NR.2011-01-01	45,940.00
Madagascar	PROJECTOR	1ST PAYMENT-011-00123	39,330.00
Madagascar	CONSORTIUM LOVA/RESSOURCES VERTES	Accompagnement CLB Lokobe/tanik	30,470.00
Madagascar	CONSORTIUM LOVA/RESSOURCES VERTES	Accompagnement CLB ZAAP Toliar	30,470.00
Madagascar	BUREAU D'ETUDES TOKY FAMPANDROSOANA	Accompagnement ZAAP Mikea, 3èm	41,300.00
Madagascar	GERCO SARL	Dernière Tranche - 65% suivan	63,120.00
Madagascar	FIRST IMMO	Expense Distribution	73,450.00
Madagascar	PAM MADAGASCAR	Expense Distribution	37,410.00
Madagascar	CATHOLIQUE RELIEF SERVICES	GRC - reliquat Trim 1et 2 de A	37,470.00
Madagascar	CATHOLIQUE RELIEF SERVICES	GRC - Trim 1 (Juillet à Sept 2	38,930.00
Madagascar	CATHOLIQUE RELIEF SERVICES	GRC - Trim 2 (Oct à Déc 2011)	41,080.00
Madagascar	CATHOLIQUE RELIEF SERVICES	GRC - Trim 3 (janv à Mars 2011	63,290.00
Madagascar	CATHOLIQUE RELIEF SERVICES	GRC - Trim 4 (Avr à Juin 2011)	40,850.00
Madagascar	MULTI SECTOR INFORMATION SERVICE (MSIS)	Honoraires consultance MSIS, r	62,670.00
Madagascar	ENTREPRISE VOLASOA	Réalisation des travaux d'addu	54,380.00
Malawi	NATIONAL STATISTICAL OFFICE	25% TRAC FUNDS	43,360.00
Malawi	DELTA CONSTRUCTIONS LIMITED	Advance payment	85,760.00
Malawi	AFRICA ADAPTATION PROGRAMME	AUGUST 2011 FINANCIAL REPORT	118,000.00
Malawi	DELTA CONSTRUCTIONS LIMITED	Certificate 1	64,320.00
Malawi	DELTA CONSTRUCTIONS LIMITED	Certificate 2	43,130.00
Malawi	DELTA CONSTRUCTIONS LIMITED	Certificate 3A	30,270.00
Malawi	DELTA CONSTRUCTIONS LIMITED	Certificate 4	102,920.00
Malawi	DELTA CONSTRUCTIONS LIMITED	Certificate 5	34,310.00
Malawi	DELTA CONSTRUCTIONS LIMITED	Certificate 6	30,020.00
Malawi	SGS NEDERLAND B.V.	DIRECTPAYMENT-1ST PAY INCEPTIO	32,550.00
Malawi	SGS NEDERLAND B.V.	DIRECTPAYMENT-2ND PAY-DRAFT RE	81,360.00
Malawi	SGS NEDERLAND B.V.	DIRECTPAYMENT-FINAL PAYMENT	48,820.00
Malawi	CENTRE FOR MULTI PARTY DEMOCRACY	Expense Distribution	34,860.00
Malawi	NATIONAL STATISTICAL OFFICE	FINAL PAYMENT - NSO	41,180.00
Malawi	BLOCK BUSTER	G) Furniture Accessories	31,120.00
Malawi	NATIONAL STATISTICAL OFFICE	Initial Tranche of 60%-Survey	163,030.00
Malawi	AFRICA ADAPTATION PROGRAMME	MARCH 2011 FRINANCIAL REPORT	31,920.00
Malawi	POVERTY AND ENVIRONMENTAL INITIATIVE PRO	MAY 2011 FR (FUND 30000)	42,560.00
Malawi	NATIONAL STATISTICAL OFFICE	MSME SURVEY - NSO THRU' MIPA	136,140.00
Malawi	NATIONAL STATISTICAL OFFICE	NSO - BASELINE SURVEY	37,500.00
Malawi	UNICEF	PAYMENT FOR HACT CORD,AUDIT	59,360.00
Malawi	NATIONAL STATISTICAL OFFICE	rev vcr 40684 activty 4 to 6	136,140.00
Malawi	MALAWI INSTITUTE OF MANAGEMENT	S) Local Consultants-Support	31,770.00
Malawi	CENTRE FOR SOCIAL RESEARCH	S) Local Consultants-Technical	161,220.00
Malawi	DEVELOPMENT CONSULTING ASSOCIATES	S) Local Consultants-Technical	42,890.00
Malawi	CENTRE FOR SOCIAL RESEARCH	S) Service Contract	157,490.00
Malaysia	Forest Research Institute Malaysia	1QTR FR2011_2(CBIOD)	80,960.00
Malaysia	Forest Research Institute Malaysia	2QTR FR 2011(CBIOD)	58,850.00
Malaysia	Forest Research Institute Malaysia	3QTR FR2011(CBIOD)	79,680.00
Malaysia	Forest Research Institute Malaysia	4QTR FR 2011(CBIOD)	138,720.00
Malaysia	Forest Research Institute Malaysia	4QTR_1FR2011(CBIOD)	35,000.00
Malaysia	Centre for Environmental	Complete draf final rpt HPMP	60,000.00
Malaysia	Agensi Pekerjaan Randstad Sdn Bhd	GSSC - Support to Recruitment Proce	59,430.00
Malaysia	Patricia Samuel HOGG	SSA Salary for Patricia Hogg - Jan	48,600.00
Maldives	AMINATH NAAZNEEN	Naaz Salary - April to Dec 2011	34,200.00
Maldives	Suood Anwar & Co. Attorneys at Law	S) Economic analysis	54,480.00
Maldives	Ministry of Housing and Environment	Upon signature MOA	35,000.00
Mali	AFRISTAT-OBSERVATOIRE E.ET STATISTIQUE	70% CONSULTANCY FEES	81,340.00
Mali	TOYOTA GIBALTAR	ACHAT VEHICULE COORDONNATEUR U	57,800.00
Mali	BUREAU D'ASSISTANCE ET DE CONSEILS-PLUS	CONTRAT 638/DGMP/2010/3 %	47,800.00
Mali	B.S.C. CONSTRUCTION	Décompte 1	37,680.00
Mali	SAHEL CONSTRUCTION	Décompte 2	49,080.00
Mali	B.S.C. CONSTRUCTION	Décompte 2	30,450.00
Mali	D.C.COMMERCIALES	Expense Distribution	901,970.00
Mali	PROJET INITIATIVE PAUVRETE ET ENVIRONNEM	Expense Distribution	200,330.00
Mali	PROGRAMME GOUV. PARTAGEE PAIX ET SECURIT	Expense Distribution	168,750.00
Mali	PROJET RENFORCEMENT DES CAPACITES OMD	Expense Distribution	147,840.00
Mali	ADAPTATION AUX CHANGEMENTS CLIMATIQUES	Expense Distribution	130,140.00
Mali	PRECAGED PHASE 3	Expense Distribution	118,030.00
Mali	PAREHF3	Expense Distribution	112,100.00
Mali	TOKTEN/PNUD/CE	Expense Distribution	78,110.00
Mali	APPUI AMLIORAT. ENVRNMT ACTION COMMUNAUT	Expense Distribution	70,870.00
Mali	ECOLE DE MAINTIEN DE LA PAIX "ALIOUNE B.	Expense Distribution	66,810.00
Mali	Projet conjoint Droits Humains et Genre	Expense Distribution	62,070.00
Mali	PROGRAMME D'APPUI AU CIC	Expense Distribution	47,980.00
Mali	PROGR. APPUI RENF. CAPCTES GOUVRN. LCALE	Expense Distribution	43,750.00
Mali	PROGRAMME D'APPUI GESTION ENVIRONNEMENT	Expense Distribution	38,550.00
Mali	Programme de renforç. Capacités de l'A. N	Expense Distribution	35,770.00
Mali	Unité Transform Fruits Légumes Yanfolila	Expense Distribution	32,910.00
Mali	BUREAU D'ASSISTANCE ET DE CONSEILS-PLUS	FACT.005/BAC+/2011/DEC.PHASE2	32,940.00
Mali	SAHEL IMMOBILIER	OFFICE RENTAL-Invoice 025/2010	175,300.00
Mali	NDI National Democratic Institute	PAIEMENT 2è TRANCHE CONTRAT	100,000.00
Mali	PROJET CONJOINT NUTRITION ET SECURITE	REGULARISATION ECRITURES	42,870.00
Mali	A.C.A BUREAU D'ETUDES,	S) Service Contract	64,810.00
Mali	TOYOTA GIBALTAR	vehicule Prado TX	41,470.00
Malta	DIPLOFOUNDATION	E) Learning costs	34,160.00
Mauritania	CFMPE-PROCAPEC	Convention CFMPE-PROCAPEC 2011	150,000.00
Mauritania	Synergy International Systems, Inc.	Delivery of Development Partne	82,070.00
Mauritania	Synergy International Systems, Inc.	Delivery of the On-line Core a	82,070.00
Mauritania	DEV STATCONSULT	E) Feasibility studies	41,770.00
Mauritania	NETAUDIT	E) Local Consultants-Support	41,990.00
Mauritania	Société Mauritanienne d'Equipement	E) Water	36,960.00
Mauritania	Bureau CERTIF	Expense Distribution	98,040.00
Mauritania	CENTRE DE DISTRIBUTON IFORMATIQUE	Expense Distribution	61,470.00
Mauritania	PNDHD	Expense Distribution	49,510.00
Mauritania	MOULAYE O/ ABASS	Expense Distribution	42,280.00
Mauritania	Informatique Edude et Services	Expense Distribution	34,410.00
Mauritania	Etablissement MAALI	Moulin a grain avec accessoire	105,710.00
Mauritania	SSNT	Paiement 1ère tranche (recepti	32,520.00
Mauritania	SSNT	S) Civil engineering	286,190.00
Mauritania	ENTREPRISE DE BATIMENT ET D'EQUIPT RURAL	S) Civil engineering	32,410.00
Mauritius	VALAYDON KRIS MAGALINGUM	S) Intl Consultants-Technical	71,280.00
Mauritius	SALAMA FIKIRA INTERNATIONAL LIMITED	S) Training	50,600.00
Mexico	OLGA BUSTOS ROMERO	1 DE 1 CONSULTORIA	46,970.00
Mexico	FUNDACION CANTARO AZUL AC	3° MINISTRACIÓN DE 6 por entre	50,600.00
Mexico	NOMINA 00061777 FORTALECIMEINTO CONANP	APR SALARY SC-HOLDERS 00061777	314,130.00
Mexico	NOMINA OFICINA UNDP	APR SALARY SC-HOLDERS UNDP 201	51,380.00
Mexico	NOMINA 00061777 FORTALECIMEINTO CONANP	AUG SALARY SC-HOLDERS 00061777	295,900.00
Mexico	NOMINA OFICINA UNDP	AUG SALARY SC-HOLDERS UNDP 201	68,280.00
Mexico	NOMINA 00061777 FORTALECIMEINTO CONANP	DEC SALARY SC-HOLDERS 00061777	270,160.00

Major Contracts for Services Placed by Agency During 2011 (Contracts of \$30,000 or more)

AGENCY			Contract Value
Location of Supplier	Name of Contractor	Description of Services	USD
Mexico	NOMINA OFICINA UNDP	DEC SALARY SC-HOLDERS UNDP 201	46,390.00
Mexico	CORPORATIVO ADFERI CONSULTORES	E) Local Consultants-Technical	34,580.00
UNDP Continued			
Mexico	SEM TREDI S.A DE C.V	E) Risk or hazard assessment	53,910.00
Mexico	NOMINA 00061777 FORTALECIMEINTO CONANP	FEB SALARY SC-HOLDERS 00061777	292,140.00
Mexico	NOMINA OFICINA UNDP	FEB SALARY SC-HOLDERS UNDP 201	57,050.00
Mexico	NOMINA 00061777 FORTALECIMEINTO CONANP	JAN SALARY SC-HOLDERS 00061777	296,480.00
Mexico	NOMINA OFICINA UNDP	JAN SALARY SC-HOLDERS UNDP 201	56,120.00
Mexico	NOMINA 00060813 CONSTRUCCION DE CIUDADAN	JUL SALARY 00060813 2011	30,110.00
Mexico	NOMINA 00061777 FORTALECIMEINTO CONANP	JUL SALARY SC-HOLDERS 00061777	317,810.00
Mexico	NOMINA OFICINA UNDP	JUL SALARY SC-HOLDERS UNDP 201	50,230.00
Mexico	NOMINA 00060813 CONSTRUCCION DE CIUDADAN	JUN SALARY 00060813 2011	30,500.00
Mexico	NOMINA 00061777 FORTALECIMEINTO CONANP	JUN SALARY SC-HOLDERS 00061777	314,870.00
Mexico	NOMINA OFICINA UNDP	JUN SALARY SC-HOLDERS UNDP 201	51,920.00
Mexico	NOMINA 00061777 FORTALECIMEINTO CONANP	MAR SALARY SC-HOLDERS 00061777	301,790.00
Mexico	NOMINA OFICINA UNDP	MAR SALARY SC-HOLDERS UNDP 201	51,210.00
Mexico	MIFEL FIDEICOMISO 1071/2009 MONTESURALES	MAY RENT UN PREMISES M URALES	50,000.00
Mexico	NOMINA 00060813 CONSTRUCCION DE CIUDADAN	MAY SALARY 00060813 2011	30,160.00
Mexico	NOMINA 00061777 FORTALECIMEINTO CONANP	MAY SALARY SC-HOLDERS 00061777	317,520.00
Mexico	NOMINA OFICINA UNDP	MAY SALARY SC-HOLDERS UNDP 201	51,160.00
Mexico	NOMINA 00061777 FORTALECIMEINTO CONANP	NOV SALARY SC-HOLDERS 00061777	271,620.00
Mexico	NOMINA OFICINA UNDP	NOV SALARY SC-HOLDERS UNDP 201	45,790.00
Mexico	NOMINA 00061777 FORTALECIMEINTO CONANP	OCT SALARY SC-HOLDERS 00061777	266,230.00
Mexico	NOMINA OFICINA UNDP	OCT SALARY SC-HOLDERS UNDP 201	46,360.00
Mexico	MIFEL FIDEICOMISO 1071/2009 MONTESURALES	RENT PREMISES FEB, M URALES	69,950.00
Mexico	MIFEL FIDEICOMISO 1071/2009 MONTESURALES	RENT SERV. SEPT 11MIFEL MONT	71,000.00
Mexico	MIFEL FIDEICOMISO 1071/2009 MONTESURALES	Renta Abril 2011	71,000.00
Mexico	MIFEL FIDEICOMISO 1071/2009 MONTESURALES	Renta Agosto 2011	71,000.00
Mexico	MIFEL FIDEICOMISO 1071/2009 MONTESURALES	Renta Enero 2012	50,000.00
Mexico	MIFEL FIDEICOMISO 1071/2009 MONTESURALES	Renta Octubre 2011	71,000.00
Mexico	MIFEL FIDEICOMISO 1071/2009 MONTESURALES	Renta Julio 2011	71,000.00
Mexico	MIFEL FIDEICOMISO 1071/2009 MONTESURALES	Renta Junio 2011	71,000.00
Mexico	MIFEL FIDEICOMISO 1071/2009 MONTESURALES	Renta Montes Urales 440 Marzo	69,950.00
Mexico	MIFEL FIDEICOMISO 1071/2009 MONTESURALES	Renta Noviembre 2011	142,010.00
Mexico	CENTRO DE INVEST. Y DOCENCIA ECO. A.C.	S) Legislative bodies & practi	38,760.00
Mexico	INSTITUTO TECNOLOGICO Y DE ESTUDIOS	S) Methodology and analysis	41,660.00
Mexico	FACULTAD LATINOAMERICANA DE CIENCIAS SOC	S) Social development	47,340.00
Mexico	NOMINA 00061777 FORTALECIMEINTO CONANP	SEP SALARY SC-HOLDERS 00061777	291,170.00
Mexico	NOMINA OFICINA UNDP	SEP SALARY SC-HOLDERS UNDP 201	50,690.00
Mexico	Cristobal VIGNAL	SSA 11-19, Vignal 2nd Inst.	43,450.00
Mexico	RENE CUAUHEMOC LEON DIEZ	UNICO PAGO por entrega de info	74,060.00
Moldova	(R) CONSOCIVIL SA FILIALA 13	E) Agricultural machinery & eq	411,110.00
Moldova	(R) POLIMER GAZ CONDUCTE SRL	E) Agricultural machinery & eq	94,900.00
Moldova	(R) POLIMER GAZ CONDUCTE SRL	E) Civil engineering	741,300.00
Moldova	(R) IZODROMGAZ SRL	E) Civil engineering	321,020.00
Moldova	(R) CONSOCIVIL SA FILIALA 13	E) Civil engineering	257,850.00
Moldova	(R) DAAC SYSTEM INTEGRATOR SRL	Implementation of an Integrate	95,000.00
Moldova	(R) IM LIUPAS IMOBIL SRL	Leased Building	47,520.00
Moldova	(R) ASOCIATIA FEMEILOR DE AFACERI BALTI	Payment of 2nd installment (60	38,660.00
Moldova	(R) ICS TEAMNET INTERNATIONAL SRL	S) Mass communication services	105,500.00
Mongolia	STRENGTHENING ENVIRONMENTAL GOVERNANCE P	EG II_Sep.11_FR	41,070.00
Mongolia	CHABO INTERNATIONAL CO., LTD	OFFICE AND GARAGE RENT	180,080.00
Mongolia	SUSTAINABLE LAND MANAGEMENT FOR	SLM FR for Sept 2011	39,560.00
Mongolia	SUSTAINABLE LAND MANAGEMENT FOR	SLM-FR June 2011	112,170.00
Morocco	Programme OASIS APDS PNUD	Not Defined	67,140.00
Morocco	Sous Programme GDPCN 77465	Not Defined	140,940.00
Morocco	Sous Programme GDPCN 77465	Not Defined	67,630.00
Morocco	Sous Programme GDPCN 77465	Not Defined	109,940.00
Morocco	Sous Programme GDPCN 77465	Not Defined	275,330.00
Morocco	Sous Programme PCD 77469	Not Defined	232,320.00
Morocco	Sous Programme PCD 77469	Not Defined	148,700.00
Morocco	Sous Programme INVEST 77470	Not Defined	294,620.00
Morocco	Sous Programme INVEST 77470	Not Defined	186,130.00
Morocco	Sous Programme INVEST 77470	Not Defined	83,970.00
Morocco	Mazagan Beach Resort	Contrat Mazagan 20% Advance	31,840.00
Morocco	Mazagan Beach Resort	Contrat Mazagan 80% to be paid	127,340.00
Morocco	Mohamed Houmymid	F01/11-50750.mar-Dec11 Salary	77,110.00
Morocco	Moha HADDOUCH	F01/11-77456.Jan-Dec 11 salary	51,030.00
Morocco	Najwa Es Siari	F01/11-77469-Sal.Jan.to Dec.11	37,910.00
Morocco	Abdellah HACHIMI	F01/11-77470-Sal.Jan.to Dec.11	46,660.00
Morocco	Rachida Idchabani	F02/11-53906.Jan-Dec11 salary.	33,510.00
Morocco	Ste Advanced Technologies et Consulting	F02/11-74567-Inv 2-DPRF.11	74,280.00
Morocco	Karim Anegay	F02/11-77470-Sal.Jan.to Dec.11	52,490.00
Morocco	EL BAKKALI EL HASSANI HICHAM	F03/11-53906.Jan-Dec 11 salary	32,090.00
Morocco	Malika Belhbib	Not Defined	39,860.00
Morocco	Ste Advanced Technologies et Consulting	Not Defined	52,030.00
Morocco	Abderraouf Sbihi	Not Defined	40,720.00
Morocco	Entraveps Sarl	Not Defined	38,900.00
Morocco	Cooperative Fezna pour l'Agriculture	Not Defined	177,700.00
Morocco	Atlas Micro Systemes SARL	Not Defined	321,900.00
Morocco	Abderrachid Boutouba	Not Defined	46,660.00
Morocco	Cluster Oasis du Sahara	F21/11-77465.PDTS Programme	74,010.00
Morocco	HORWATH Maroc Audit SARL	F33/11.77469.DTP PCD	30,430.00
Morocco	Societe Socorouissi Sarl	F35/11-77470.3rd.paymt.POS	84,590.00
Morocco	Societe BASICO SARL	F43/11-77465.Decompte 01	30,870.00
Morocco	Societe Socorouissi Sarl	F44/11-77465.2nd PAYMT.PDTS	222,070.00
Morocco	Societe Socorouissi Sarl	F57/11-77465-Marché10/2009/POS	267,820.00
Morocco	Meryem Meddoun	Loyer Villa 13 Ahmed Balafrej.	100,000.00
Morocco	Hotel Farah Casablanca	Organisation services Conféren	46,300.00
Morocco	Rachid Abouyoub	S) Local Consultants-Technical	49,670.00
Morocco	Rachid Abouyoub	S) Local Consultants-Technical (IC	49,670.00
Mozambique	METIER CONSULTORIA E DESENVOLVIMENTO	1st Installment contract	34,100.00
Mozambique	MICOA - PROJECTO SECA	3rd Financia Report - 2nd part	46,870.00
Mozambique	HANDICAP INTERNATIONAL - UNDP DESMINAGEM	3RD QRTR FIN REP HANDICAP/CAN	39,080.00
Mozambique	HANDICAP INTERNATIONAL - UNDP DESMINAGEM	3RD QRTR FIN REP HANDICAP/JAP	103,300.00
Mozambique	GIMS (PTY) LTD.	Arc View Mainten 12 monhts	44,880.00
Mozambique	KPMG MOCAMBIQUE SARL	evaluation and review UNDAF -4	46,390.00
Mozambique	DIR PLANO P. FIN-MOZ.01.001	Expense Distribution	131,690.00
Mozambique	CITT - VILA DE LIONDE - CHOKWE	Expense Distribution	96,870.00
Mozambique	PATHFINDER INTERNATIONAL - PNUD	Expense Distribution	81,850.00
Mozambique	INTERNATIONAL ORGANIZATION FOR MIGRATION	Expense Distribution	73,500.00
Mozambique	E.NOVACAO SOCIEDADE UNIPESOAL, LDA	Expense Distribution	45,030.00
Mozambique	HELPAGE INTERNATIONAL - MOZAMBIQUE	Expense Distribution	37,890.00
Mozambique	FORUM MULHER	Expense Distribution	30,810.00
Mozambique	PATHFINDER INTERNATIONAL - PNUD	Fin.Report	167,960.00
Mozambique	MONASO UNDP FUNDO DE RESULTADOS RAPIDOS	Financial Report	311,280.00
Mozambique	DIR PLANO P. FIN-MOZ.01.001	Financial Report salaries	65,870.00
Mozambique	ART PAPDEL	July-Sept FR Salaries	40,500.00
Mozambique	ART PAPDEL	July-September salaries	48,200.00
Mozambique	ERNST & YOUNG, LDA	Payment 50% 2nd installment to	36,020.00
Mozambique	MEGABYTE	Payment- Megabyte IT Equipment	35,290.00
Mozambique	ERNST & YOUNG, LDA	Payment of 50% - 1st installme	36,020.00
Mozambique	PERS SHOP, LDA	Procurment of 33 motorbikes fo	67,520.00
Mozambique	DATASERV LDA	Pymt to Dataserv- Servers and	33,790.00

Major Contracts for Services Placed by Agency During 2011 (Contracts of \$30,000 or more)

AGENCY			Contract Value
Location of Supplier	Name of Contractor	Description of Services	USD
Mozambique	DATASERV LDA	Pymt. to Dataserv- 40 Computer	43,260.00
Mozambique	EXI - ENGENHARIA E C. DE S. INFORMATICOS	S) Information centers - 20% Advanc	39,860.00
UNDP Continued			
Mozambique	MARIAM BIBI RASHID UMARJI	S) Intl Consultants - Support	40,000.00
Mozambique	CHURD?CENTRE FOR H.R. DEVELOPMENT	Training	65,420.00
Mozambique	TRANS AFRICAN C. DEVELOPMENT MAPUTO LDA.	Training	54,390.00
Mozambique	SKY TRAVEL	Travel costs paulo siqueira map-sao	35,150.00
Myanmar	PSI - WASHINGTON	1st payment to PSI	50,000.00
Myanmar	ASIAN DISASTER PREPAREDNESS CENTER	20% upon acceptance of final Multi	32,900.00
Myanmar	ASIAN DISASTER PREPAREDNESS CENTER	30% upon acceptance Risk Asses	49,350.00
Myanmar	ASIAN DISASTER PREPAREDNESS CENTER	30% upon acceptance Risk Assessment	49,350.00
Myanmar	ASIAN DISASTER PREPAREDNESS CENTER	35% upon acceptance Inception	57,580.00
Myanmar	ASIAN DISASTER PREPAREDNESS CENTER	35% upon acceptance Inception and,	57,580.00
Namibia	NAMIBIA COUNTRY PILOT PARTNERSHIP PROGRA		100943.78
Namibia	TRIPLE E SYSTEM INC	35% -consultancy	32,570.00
Namibia	Integrated Environmental Consultants Nam	35% consultancy-package 8	66,360.00
Namibia	Integrated Environmental Consultants Nam	35% upon submission and approv	39,830.00
Namibia	TRIPLE E SYSTEM INC	35%2nd payment	32,570.00
Namibia	Integrated Environmental Consultants Nam	AAP Package 8	63,630.00
Namibia	Integrated Environmental Consultants Nam	AAP Package 9	87,430.00
Namibia	Integrated Environmental Consultants Nam	Consultancy	110,210.00
Namibia	Strengthening Protected Areas Network	Deposit 174,235.48	31,180.00
Namibia	Strengthening Protected Areas Network	Deposit N\$ 147,725.28	108,810.00
Namibia	NAMIBIA COUNTRY PILOT PARTNERSHIP PROGRA	Deposit N\$ 80,796.70	161,670.00
Namibia	Strengthening Protected Areas Network	Deposit: N\$ 151,188.40 for Q1	31,430.00
Namibia	BUILDIT - OSHANA HARDWARE CC	Equipments / materials	31,170.00
Namibia	KOMEHO NAMIBIA DEVELOPMENT AGENCY	Expense Distribution	32,440.00
Namibia	Ministry of Gender Equality and Child	Expense Distribution	30,510.00
Namibia	NAMIBIA COUNTRY PILOT PARTNERSHIP PROGRA	No Balance deposited	494,740.00
Namibia	NAMIBIA COUNTRY PILOT PARTNERSHIP PROGRA	no deposit	298,250.00
Namibia	LEGAL ASSISTANCE CENTRE	Payment	95,130.00
Namibia	AUAS MOTORS (PTY) LTD	PMU Vehicle	51,320.00
Namibia	UNIVERSITY OF OXFORD	PROFESSIONAL FEES PAYMENT	63,000.00
Namibia	CONFERENCE LINK	TRAVEL	48,350.00
Nepal	ICIMOD	1st instalmt ICIMOD-CBF&GLOC	38,040.00
Nepal	BLUE DIAMOND SOCIETY	2nd instal 70%	62,960.00
Nepal	ACTIONAID-TSF	Not Defined	33,490.00
Nepal	YOUTH VISION	Not Defined	39,930.00
Nepal	BAGMATI WELFARE SOCIETY, NEPAL	Not Defined	32,100.00
Nepal	THE RICHMOND FELLOWSHIP NEPAL	Not Defined	54,060.00
Nepal	NAVA KIRAN PLUS (TREATMENT FUND)	Not Defined	115,660.00
Nepal	BLUE DIAMOND SOCIETY	Not Defined	265,390.00
Nepal	DEPARTMENT OF HEALTH SERVICES	Adj DoHS up to 16 July	49,000.00
Nepal	DISTRICT DEVT. COMMITTEE, GAUR, RAUTAHAT	Advance Settlement#81677,88725	201,960.00
Nepal	DISTRICT DEVT.COMMITTEE,MALANGWA,SARLAHI	Advance Settlement#84492,91420	96,740.00
Nepal	THE BRIDGE ENTERPRISES (P) LTD.	Collapsed Structure Search and	60,380.00
Nepal	THE BRIDGE ENTERPRISES (P) LTD.	Collapsed Structure Search and Resc	66,370.00
Nepal	KHANAL, KRISHNA PRASAD	Consultancy Fee for 194 days till 2	44,140.00
Nepal	Center for Molecular Dynamic Nepal	DFID Project Evaluation	30,150.00
Nepal	NATIONAL CENTER FOR AIDS AND STD CONTROL	Exp 17July to 15Nov2010 Settle	43,830.00
Nepal	NATIONAL CENTER FOR AIDS AND STD CONTROL	Exp Settlement_1Jan10-15 Feb11	189,920.00
Nepal	LOCAL GOVERNANCE & COMMUNITY DEVELOPMENT	Expense Distribution	187,320.00
Nepal	UNDP- NEPAL	Expense Distribution	38,800.00
Nepal	DEPARTMENT OF HEALTH SERVICES	Final Adj DOHS up to 16 July	88,340.00
Nepal	MAHAVIR SHREE INTERNATIONAL	Fire Safety Equipments (Filte	93,480.00
Nepal	NAVA KIRAN PLUS (TREATMENT FUND)	I & II Instal 2011 less bal	30,050.00
Nepal	UNDP- NEPAL	IOM CONTRIBUTION2SECURITY	58,000.00
Nepal	SHARMA, DWIRAJ	Lease agreement with alfa bita	43,470.00
Nepal	SHARMA, DWIRAJ	Lease agreement with alfa bita comp	173,880.00
Nepal	JOSHI & R BHANDARYS	LOTA MA Services-Aug11	274,860.00
Nepal	JOSHI & R BHANDARYS	LOTFA MA (Apr,May11)	223,770.00
Nepal	JOSHI & R BHANDARYS	LOTFA MA services (Apr11)	223,770.00
Nepal	JOSHI & R BHANDARYS	LOTFA MA Services- Aug,Sep11	274,860.00
Nepal	DIST. DEVT.COMMITTEE,JALESHWOR,MAHOTTARI	LRP-2nd Installment to DDC/WCO	34,420.00
Nepal	DISTRICT DEVT.COMMITTEE,MALANGWA,SARLAHI	LRP-Final Installment LDF 2011	31,890.00
Nepal	JOSHI & R BHANDARYS	MA services (Feb11), MA Plan	149,180.00
Nepal	JOSHI & R BHANDARYS	MA Services- Final Report	149,180.00
Nepal	JOSHI & R BHANDARYS	MA Services- LOTFA	149,180.00
Nepal	NEPAL RED CROSS SOCIETY	PLHIV 90% March- 15 July 11	30,890.00
Nepal	UNDERPRIVILEGED CHILDREN'S EDU PROG NEPA	Proposed Vocational Trg cost:U	43,090.00
Nepal	NATIONAL SOCIETY FR EARTHQUAKE TECH-NPL	S) Civil engineering (2nd inst	50,920.00
Nepal	SUBBA BASANT KUMAR	S) Intl Consultants-Technical	43,290.00
Nepal	PAWAN R Maskey	S) Intl Consultants-Technical	35,890.00
Nepal	SHYAM KRISHNA BHURTEL	S) Intl Consultants-Technical	33,470.00
Nepal	KHANAL, KRISHNA PRASAD	S) Local Consultants-Support	49,120.00
Nepal	OBERMEYER PLANEN+ BERATEN GMBH	S) Risk or hazard assessment	46,730.00
Nepal	TRAINING CENTER NEPAL (P) LTD.	S) Training	101,710.00
Nepal	ALLIANCE FOR SOCIAL MOBILIZATION	S) Training	100,470.00
Nepal	TRAINING INSTITUTE FOR TECH. INSTRUCTION	S) Training	63,310.00
Nepal	F- SKILL PVT. LTD.	S) Training	50,520.00
Nepal	DIST. DEVT.COMMITTEE,JALESHWOR,MAHOTTARI	Settlement advance #82384	126,830.00
Nepal	DISTRICT DEVT.COMMITTEE,MALANGWA,SARLAHI	Settlement of Advance V#84492	127,240.00
Nepal	DIST. DEVT.COMMITTEE,JALESHWOR,MAHOTTARI	Settlement of advance#82384	80,870.00
Nepal	ENCHANCING ACCESS TO JUSTICE PROJECT	Settlement of OFA adv.	50,940.00
Nepal	LOCAL GOVERNANCE & COMMUNITY DEVELOPMENT	Settlement of OFA advance	333,820.00
Nepal	ENCHANCING ACCESS TO JUSTICE PROJECT	Settlement of OFA advance	110,710.00
Nepal	RENEWABLE ENERGY FOR RURAL LIVELIHOOD	SETTLEMENT OF OFA ADVANCE_RERL	39,940.00
Nepal	DIST. DEVT.COMMITTEE,JALESHWOR,MAHOTTARI	Settlement-V#73071& 76716(LDF)	80,070.00
Nepal	DISTRICT DEVT.COMMITTEE,MALANGWA,SARLAHI	Settlement-V#73073&76712	89,080.00
Nepal	SURYODAYA URJA PVT. LTD.	Solar System for EOC (11 sets	32,380.00
Nepal	STRENGTHENING PLANNING MON CAPACITY NPC	SPMCNPAC-Fin Report June2011	33,110.00
Nepal	ALLIANCE FOR SOCIAL MOBILIZATION	Training cost of PSP-Alliance	34,770.00
Netherlands	TRANSITION INTERNATIONAL (TI)	5th & Last Install: Submission	41,510.00
Netherlands	INSTITUTE FOR HOUSING AND URBAN	BENCHMARK REPORT AND REPORT ON	35,200.00
Netherlands	IDA FOUNDATION	Capreomycin 1r powder for inj/PAC-1	249,600.00
Netherlands	UNESCO-IHE INSTITUTE FOR WATER EDUCATION	CONSULTANCY FEES FOR THE BATHY	32,000.00
Netherlands	DHV B.V.	Consultancy Services	194,540.00
Netherlands	TAUW BV	Contract 2011-07-02 (POP Pesti	106,320.00
Netherlands	TAUW BV	Contract 2011-07-02 (POP Pesticide)	106,320.00
Netherlands	SGS NEDERLAND B.V.	DIRECTPAYMENT-1ST PAY INCEPTIO	32,550.00
Netherlands	SGS NEDERLAND B.V.	DIRECTPAYMENT-2ND PAY-DRAFT RE	81,360.00
Netherlands	SGS NEDERLAND B.V.	DIRECTPAYMENT-FINAL PAYMENT	48,820.00
Netherlands	DHV B.V.	E) Intl Consultants-Technical	74,490.00
Netherlands	Energy Research Centre of the Netherland	ECN from sept/2010 to feb/2011	70,840.00
Netherlands	J.M.P. Tessel eo	Expense Distribution	43,890.00
Netherlands	WASTE	FR 2011 (Q1 & Q2)	69,970.00
Netherlands	CRUL CONSULTANCY C/O RUDOLPHUS CRUL	IC final payment R Crul	31,100.00
Netherlands	ANTONIUS HERMANUS MARIA BRESSER	Int'l expert for CC MONRE - IC	38,240.00
Netherlands	IUCN NETHERLANDS COMMITTEE	IUCN - PROFESSIONAL SERVICES	51,850.00
Netherlands	Jacobus Noordhuizen	Jack Noordhuizen SSA	212,500.00
Netherlands	ATMS Foundation (Stichting ATMS)	Payment	153,940.00
Netherlands	ECORYS NEDERLAND BV	S) Public administration servi	763,500.00
Netherlands	Wytze Gaast	SSA 056/2010 from 02/12/2010 -	48,590.00
Netherlands	INST. FOR HOUSING AND URBAN DEVELOPMENT	Support to Public Administration in	37,720.00

Major Contracts for Services Placed by Agency During 2011 (Contracts of \$30,000 or more)

AGENCY			Contract Value
Location of Supplier	Name of Contractor	Description of Services	USD
Netherlands	Vizada BV	Thrane & Thrane Explorer 700 B	65,960.00
New Zealand	ENVIRONMENTAL DECONTAMINATION LIMITED	Contract 2011-09-04 (Payment f	117,580.00
UNDP Continued			
New Zealand	Catherine Mary	E) Intl Consultants-Technical	35,000.00
Nicaragua	Alcaldia Municipal de Corinto	1/1 DESEMB. PROY. CONSTRUCC.	62,730.00
Nicaragua	Consorcio Llansa CONSOVIPE SA	11.1%1ER PAGO O/COMPRA #94	476,290.00
Nicaragua	Jose Santos Gonzalez Vindell	1ER PAGO SEGUN CONTRATO 30%	42,460.00
Nicaragua	Nestor y Armando Pereira S A	5TO. AVALUO CONTRATO 17/10	31,000.00
Nicaragua	Nestor y Armando Pereira S A	8VO AVALUO PCH LA FLORIDA	43,970.00
Nicaragua	Soto Construcciones, S.A.	AVALUO #3 Y FINAL REMODELACION	32,440.00
Nicaragua	Armando y Pablo Nunez Cia Ltd	AVALUO 3/PAGO FINAL IPCC RAAS	37,030.00
Nicaragua	Jose Luis Espinales Davila	AVALUO NO. 3, REMDELAC. EDIFIC	42,810.00
Nicaragua	CONIASA-MASELNIC	AVALUO NO.1 II FASE VIVIENDAS	81,750.00
Nicaragua	Nestor y Armando Pereira S A	CANC DEL 3er. AVALUO DELCONTRA	61,370.00
Nicaragua	Fundacion Colmena	DESEMB. PROYECTO EL SUEÑO	31,930.00
Nicaragua	Banco Lafise Bancentro SA	HONORARIOS DICIEMBRE (21)	34,020.00
Nicaragua	Armando y Pablo Nunez Cia Ltd	PAGO AVALUO #2 BLUEFIELDS	45,880.00
Nicaragua	Jose Luis Espinales Davila	PAGO AVALUO No 2 REMODEL EDIFI	33,160.00
Nicaragua	CONIASA-MASELNIC	PAGO AVALUO No. 1 AMPL No.3 PR	58,530.00
Nicaragua	Armando y Pablo Nunez Cia Ltd	PAGO AVALUO No2 REMOD TALLER M	34,750.00
Nicaragua	Alcaldia Municipal de Puerto Cabezas/OMT	PAGO CONFORME CONVENIO	45,000.00
Nicaragua	Banco Lafise Bancentro SA	PLANILLA ABRIL 2011	32,560.00
Nicaragua	Banco Lafise Bancentro SA	PLANILLA SEPTIEMBRE 11 (20)	31,890.00
Nicaragua	Banco Lafise Bancentro SA	SALARIO AGOSTO 11 (21)	31,830.00
Nicaragua	Banco Lafise Bancentro SA	SALARIO ENERO 11 (22)	34,300.00
Nicaragua	Banco Lafise Bancentro SA	SALARIO FEBRERO 2011	32,980.00
Nicaragua	Banco Lafise Bancentro SA	SALARIO JULIO (21)	31,880.00
Nicaragua	Banco Lafise Bancentro SA	SALARIO JUNIO 2011	31,750.00
Nicaragua	Banco Lafise Bancentro SA	SALARIO NOV. 2011	33,950.00
Nicaragua	Banco Lafise Bancentro SA	SALARIO OCTUBRE 2011	33,780.00
Nicaragua	Alcaldia Municipal de Corinto	To revert voucher 85214	41,730.00
Niger	CENTRE DE RECHERCHES MEDICALES&SANITAIRE	1ère AVANCE DE FONDS	31,990.00
Niger	LIBYA OIL NIGER SA	ACHAT CARB COMPL CENI	49,800.00
Niger	LIBYA OIL NIGER SA	ACHAT CARBURANT BONS VALEURS	186,420.00
Niger	TOTAL NIGER	ACHAT CARBURANT CENI	191,970.00
Niger	UNICEF SUPPLY DIVISION	Achat quinine resorcine 100 m	42,020.00
Niger	UNICEF SUPPLY DIVISION	Achat SD Bioline Mal Ag/pf ki	302,130.00
Niger	TOTAL NIGER	Carburant Election 2e tour	174,880.00
Niger	LIBYA OIL NIGER SA	Carburant Elections 2e tour	169,840.00
Niger	TOTAL NIGER	CARBURANT ENGIN DEMINAGE	31,000.00
Niger	CELL COOR SYST ALER.PRE CAB PRE MI(SAP)	CONTRIBUT° /ENQUETE VULNERABIL	55,920.00
Niger	BAYARO ISSIA	FOURNITURE VIVRES DEMINAGE	31,370.00
Niger	LIBYA OIL NIGER SA	FRAIS DE CARBURANT ELECT°AGDEZ	33,580.00
Niger	UNICEF SUPPLY DIVISION	Freight Insurance&Inspection	69,690.00
Niger	UNICEF SUPPLY DIVISION	PAIEMENT RHE 150/75/275 MG	36,280.00
Niger	ORGANISATION NIGER EDUC. NOVA	RAPPORT FINANCIER VR 43611	54,590.00
Nigeria	ALLIANCE FOR CREDIBLE ELECTIONS	10% payment upon submission of	514,670.00
Nigeria	TRANSITION MONITORING GROUP	10.9% PAYMENT TO TMG UPON SUBM	147,990.00
Nigeria	INSTITUTE FOR MEDIA AND SOCIETY	15% PAYMENT FOR OPERATION OF M	69,550.00
Nigeria	INSTITUTE FOR MEDIA AND SOCIETY	15% PAYMENT FOR SECURING OFFIC	71,590.00
Nigeria	FUGRO NIGERIA LIMITED	15% Payment to Fugro Nigeria L	39,320.00
Nigeria	CENTRE FOR DEMOCRACY & DEVELOPMENT	16.75% payment upon submission	31,980.00
Nigeria	CENTRE FOR DEMOCRACY & DEVELOPMENT	18.45% payment upon completion	63,610.00
Nigeria	TRANSITION MONITORING GROUP	19.52% PAYMENT TO TMG UPON DEP	258,540.00
Nigeria	TRANSITION MONITORING GROUP	19.52% PAYMENT TO TMG UPON SUB	233,390.00
Nigeria	COURT OF APPEAL	1ST PAYMENT TO COURT OF APPEAL	77,480.00
Nigeria	NATIONAL HUMAN RIGHTS COMMISSION	1ST PAYMENT TO NHRC TRAINNING	277,530.00
Nigeria	PAMAQUE NIGERIA LIMITED	1ST TRANCHE SIGN MOA PRO.PREPA	110,840.00
Nigeria	ALLIANCE FOR CREDIBLE ELECTIONS	Not Defined	1,609,920.00
Nigeria	CENTRE FOR HUMAN DEVELOPMENT	Not Defined	320,200.00
Nigeria	INTER-GENDER	Not Defined	206,590.00
Nigeria	DEVELOPMENT EXCHANGE CENTRE	Not Defined	115,770.00
Nigeria	WOMEN EDUCATORS ASSOCIATION OF NIG.	Not Defined	112,140.00
Nigeria	GENDER AND DEVELOPMENT ACTION	Not Defined	111,760.00
Nigeria	CENTRE FOR WOMEN STUDIES & INTERVENTION	Not Defined	110,150.00
Nigeria	WOMEN'S AID COLLECTIVE	Not Defined	107,310.00
Nigeria	ALLIANCES FOR AFRICA	Not Defined	103,860.00
Nigeria	AFRICA LEADERSHIP FORUM	Not Defined	70,650.00
Nigeria	LEGAL AWARENESS FOR NIGERIAN WOMEN	Not Defined	58,880.00
Nigeria	ALLIANCE FOR CREDIBLE ELECTIONS	Not Defined	1,436,040.00
Nigeria	CENTRE FOR HUMAN DEVELOPMENT	Not Defined	98,500.00
Nigeria	CENTRE FOR HUMAN DEVELOPMENT	Not Defined	187,340.00
Nigeria	ALLIANCE FOR CREDIBLE ELECTIONS	Not Defined	136,210.00
Nigeria	CENTRE FOR HUMAN DEVELOPMENT	Not Defined	225,870.00
Nigeria	ALLIANCE FOR CREDIBLE ELECTIONS	Not Defined	140,220.00
Nigeria	CENTRE FOR HUMAN DEVELOPMENT	Not Defined	101,400.00
Nigeria	INTER-GENDER	Not Defined	85,620.00
Nigeria	WOMEN EDUCATORS ASSOCIATION OF NIG.	Not Defined	55,290.00
Nigeria	COURT OF APPEAL	2ND PAYMENT TO COURT OF APPEAL	324,540.00
Nigeria	NATIONAL HUMAN RIGHTS COMMISSION	2ND PAYMENT TO NHRC TRAINNING	78,100.00
Nigeria	VITAPUR NIGERIA LTD.	2ND TRANCHE FORMULATION METHYF	99,560.00
Nigeria	PAMAQUE NIGERIA LIMITED	2ND TRANCHE PROD. HYDROCARBON	109,520.00
Nigeria	INSTITUTE FOR MEDIA AND SOCIETY	30% PAYMENT FOR CONSULTANCY SE	136,660.00
Nigeria	COURT OF APPEAL	3RD PAYMENT TO COURT OF APPEAL	109,040.00
Nigeria	NATIONAL HUMAN RIGHTS COMMISSION	3RD PAYMENT TO NHRC FIELD WORK	90,220.00
Nigeria	INSTITUTE FOR MEDIA AND SOCIETY	40% PAYMENT FOR EQUIPPING OF M	187,310.00
Nigeria	TRANSITION MONITORING GROUP	43.84% PAYMENT TO TMG UPON COM	578,250.00
Nigeria	CENTRE FOR DEMOCRACY & DEVELOPMENT	49.98% payment upon completion	177,490.00
Nigeria	NATIONAL HUMAN RIGHTS COMMISSION	4TH PAYMENT TO NHRC FIELD WORK	39,750.00
Nigeria	TRANSCORP HILTON HOTEL ABUJA	50% BALANCE PAYMENT FOR ROOMS,	56,590.00
Nigeria	LE MERIDIEN IBOM HOTEL & GOLF RESORT	50% Initial Payment Le Meridei	30,790.00
Nigeria	TRANSCORP HILTON HOTEL ABUJA	50% PAYMENT FOR ROOMS, HALL RE	58,240.00
Nigeria	BDO PROFESSIONAL SERVICES	55% PAYMENT FOR AUDIT FEE -NAT	45,520.00
Nigeria	PRICEWATERHOUSECOOPERS	55% PAYMENT FOR AUDIT FEE UPON	34,020.00
Nigeria	TRANSITION MONITORING GROUP	6.22% PAYMENT TO TMG UPON PRIN	82,010.00
Nigeria	RICHARD JACKSON AND SONS LIMITED	BEING THE COST OF CLEARANCE OF	163,250.00
Nigeria	RICHARD JACKSON AND SONS LIMITED	BEING THE COST OF CLEARANCE OF 17 X	73,470.00
Nigeria	STANDARD CHARTERED BANK	DSA FLAG OFF STATE GDP COMPUTA	34,230.00
Nigeria	STANDARD CHARTERED BANK	DSA-ECOWAS W/SHOP ON AES 1-4/3	37,500.00
Nigeria	CENTRE FOR HUMAN DEVELOPMENT	E) Conference organizing servi	86,360.00
Nigeria	ALLIANCE FOR CREDIBLE ELECTIONS	E) Learning - Contract Service	169,450.00
Nigeria	INTER-GENDER	E) Learning - Contract Service	79,150.00
Nigeria	TRANSITION MONITORING GROUP	E) Learning - Contract Service	77,520.00
Nigeria	CEZIMO NIG.LTD	E) Learning - Contract Service	30,150.00
Nigeria	NATIONAL ASSEMBLY	E) Learning - training of coun	169,760.00
Nigeria	International Institute of Tropical Agri	Expense Distribution	37,000.00
Nigeria	CIRCUM TECHNOLOGIES LIMITED	FINAL PAYMT IFEMIS DEPLOYMT	34,370.00
Nigeria	GANADOR INTERNATIONAL LIMITED	MVP IKARAM 50% PAYMENT TO GANA	53,790.00
Nigeria	LERICK NIGERIA LIMITED	MVP IKARAM 50% PAYMENT TO LERI	203,540.00
Nigeria	TEN KINGS LIMITED	MVP IKARAM 50% PAYMENT TO TEN	151,230.00
Nigeria	TEN KINGS LIMITED	MVP IKARAM 50% PAYMENT TO TEN KINGS	156,000.00
Nigeria	INCOME ELECTRIX LIMITED	MVP PAMPAIDA 50% PAYMENT TO IN	77,030.00
Nigeria	MASO ENERGY SERVICES LTD.	MVP PAMPAIDA 50% PAYMENT TO MA	41,060.00
Nigeria	RICHARD JACKSON AND SONS LIMITED	MVP PAMPAIDA PAYMENT TO RICHA	76,780.00

Major Contracts for Services Placed by Agency During 2011 (Contracts of \$30,000 or more)

AGENCY			Contract Value
Location of Supplier	Name of Contractor	Description of Services	USD
Nigeria	CHIDA INTERNATIONAL HOTEL	NACA/2011/DPR 1st 50% Nat Cons	31,730.00
Nigeria	CHIDA INTERNATIONAL HOTEL	NACA/2011/DPR 2nd 50% Nat Wsho	31,730.00
UNDP Continued			
Nigeria	STANDARD CHARTERED BANK	NACA/2011/DPR DSA Owship&sust.	63,460.00
Nigeria	NIGERIA TELEVISION AUTHORITY	PAYMENT - AIRING 30 EDITIONS O	37,340.00
Nigeria	FEDERAL RADIO CORPORATION OF NIGERIA	PAYMENT - AIRING 30 SLOTS OF V	59,640.00
Nigeria	MARVELOUS MIKE PRESS LTD	PAYMENT - SUPPLY OF 120,000 CO	81,020.00
Nigeria	PETRA DIGITAL PRESS	PAYMENT - SUPPLY OF 120,000COP	145,220.00
Nigeria	ETAX PRINTING PRESS	PAYMENT - SUPPLY OF 120000 COP	45,100.00
Nigeria	ETAX PRINTING PRESS	PAYMENT - SUPPLY OF 50000 COPI	32,800.00
Nigeria	ABUJA SHERATON HOTEL & TOWERS	PAYMENT FOR 3 DAYS ACCOMMODATI	34,990.00
Nigeria	MARVELOUS MIKE PRESS LTD	PAYMENT FOR SUPPLY OF 100,000	67,510.00
Nigeria	POLICY ANALYSIS AND RESEARCH PROJECT	Payment for validation worksho	40,750.00
Nigeria	NIGERIA TELEVISION AUTHORITY	PAYMENT TO NTA - FOR AIRING OF	38,840.00
Nigeria	RIVERS STATE UNIVERSITY OF SCIENC & TECH	PAYMENT TO RIVERS STATE UNIVER	66,240.00
Nigeria	STANDARD CHARTERED BANK	Payment to Standard Chartered	35,610.00
Nigeria	LE MERIDIEN IBOM HOTEL & GOLF RESORT	REV#64208-2011 RETRT WRGLY CRG	30,790.00
Nigeria	JULIUS BERGER NIGERIA PLC	S) Building Maintenance & Repa	168,840.00
Nigeria	BOLINGO HOTEL	S) Conference organizing servi	54,010.00
Nigeria	RICHARD JACKSON AND SONS LIMITED	S) Shipment (Relocation)-Deliv	72,490.00
Nigeria	MARVELOUS MIKE PRESS LTD	SUPPLY OF 120,000 COPIES OF MA	53,500.00
Nigeria	ETAX PRINTING PRESS	SUPPLY OF 50,000 PIECES OF INE	36,620.00
Nigeria	ETAX PRINTING PRESS	SUPPLY OF 70,000 PIECES OF INE	51,270.00
Nigeria	JULIUS BERGER NIGERIA PLC	TECH MAINT OF UN HOUSE - JAN.	38,800.00
Nigeria	JULIUS BERGER NIGERIA PLC	TECHNICAL MAINTENANCE FOR APRI	30,980.00
Nigeria	JULIUS BERGER NIGERIA PLC	TECHNICAL MAINTENANCE FOR MARC	30,980.00
Nigeria	JULIUS BERGER NIGERIA PLC	TECHNICAL MAINTENANCE OF UN HO	30,840.00
Norway	Norwegian Refugee Council	NRC Scoping Study SCR 1888	42,050.00
Norway	HOEGH EIENDOM	OGC (Q4) Rental of office prem	35,540.00
Norway	HOEGH EIENDOM	OGC Rental of office + storage	31,280.00
Norway	HOEGH EIENDOM	OGC Rental of office and stora	32,840.00
Norway	HOEGH EIENDOM	OGC Rental of premises and sto	34,910.00
Norway	VIZADA NETWORKS AS	S) Internet services	164,840.00
Norway	VIZADA NETWORKS AS	S) Internet services-	39,240.00
Norway	David Ernest Gairdner	S) Intl Consultants - Support	33,500.00
Occupied Palestinian territory	AL ASEEL COMPANY FOR CONTRACTING	1sr pay / Edward Said	51,020.00
Occupied Palestinian territory	ALERTEKAA CO. FOR BUILDING & CONST	1st (phase II)&3rd (phase I)	60,510.00
Occupied Palestinian territory	SAMARQUND FOR CONTRACTING	1st pa Dar Salah	54,770.00
Occupied Palestinian territory	AL MAYYAR FOR GENERAL CONTRACTING	1st pay / Abu Shukhaidem	34,810.00
Occupied Palestinian territory	ZAID BROTHERS CO. FOR GENERAL CONTRACTS	1st pay / Al Tarm	64,920.00
Occupied Palestinian territory	FIRST TRADING AND CONTRACTING CO.	1st pay / Atatra	92,660.00
Occupied Palestinian territory	AL SAIF CONTRACTING COMPANY	1st pay / Ain Al Sultan	68,250.00
Occupied Palestinian territory	SALAH MAHMOUD ZUHRY SHOPS	1st pay / Al Mawasi	44,890.00
Occupied Palestinian territory	MIRAGE ELECTROMECHANICAL CONTRACTING	1st pay / Al Nahda	31,540.00
Occupied Palestinian territory	AL QALAA COMPANY FOR CONTRACTING	1st pay / Al Nassaryah	41,340.00
Occupied Palestinian territory	AL SAIF CONTRACTING COMPANY	1st pay / Askar	32,960.00
Occupied Palestinian territory	JAMAL ALNAJAR CO FOR GENERAL TRADING	1st pay / AWCA	30,010.00
Occupied Palestinian territory	OTHMAN SHAWAHNEH CO FOR GENGERAL CONTR	1st pay / Azzoun	49,510.00
Occupied Palestinian territory	SALEEM OFFICE FOR ENG. & CONT.	1st pay / Baita	32,240.00
Occupied Palestinian territory	TAREQ ISSA TA'AMREH	1st pay / Battir	41,510.00
Occupied Palestinian territory	AL AYAYDAH GENERAL CONTRACTING CO	1st pay / Beit Anan	39,030.00
Occupied Palestinian territory	AL ASHEQQA COMPANY FOR GENERAL CONTRACT	1st pay / Beit kahel	49,090.00
Occupied Palestinian territory	FIRST TRADING AND CONTRACTING CO.	1st pay / BEIT LAHIA	68,210.00
Occupied Palestinian territory	SERRA COMPANY FOR TRADING & CONTRACTING	1st pay / Beit Lahia	48,220.00
Occupied Palestinian territory	SAMARQUND FOR CONTRACTING	1st pay / Dar Mubarak	36,150.00
Occupied Palestinian territory	AL SERHED CO FOR CONTRACTS & GENERAL TRA	1st pay / Deir Al Balah	35,020.00
Occupied Palestinian territory	AL AMARA FOR GENERAL CONTRACTING	1st pay / Deir lbze'	35,830.00
Occupied Palestinian territory	AL SERHED CO FOR CONTRACTS & GENERAL TRA	1st pay / Dier Al Balah	58,270.00
Occupied Palestinian territory	NEW DIMENSION FOR CONSTRUCTION	1st pay / FAISAL AL HUSSEINI	44,460.00
Occupied Palestinian territory	UNIVERSAL ELECTRO-MECHANICAL SYSTEM CO	1st pay / Faisal Al Hussieni	46,720.00
Occupied Palestinian territory	BASHIR SIKSIK AND COMPANY LTD	1st pay / Green Houses	38,990.00
Occupied Palestinian territory	SABANA CONTRACTING	1st pay / Jaba'	36,790.00
Occupied Palestinian territory	FIRST TRADING AND CONTRACTING CO.	1st pay / JABALIA	81,850.00
Occupied Palestinian territory	ALNASER ENG. & CONT. INST.	1st pay / Jericho	30,940.00
Occupied Palestinian territory	EL QA'UD FOR GENERAL TRADING & CONTRACT	1st pay / Jourt Ellout	57,060.00
Occupied Palestinian territory	MAYTHALOOON PULPIC CO FOR INVESTMENT	1st pay / Kufr Jammal	38,400.00
Occupied Palestinian territory	AL MOLTAQA COMPANY FOR CONSTRUCTIONS	1st pay / Marah Rabah	43,250.00
Occupied Palestinian territory	SMALL ENTERPRISE CENTER	1st pay / MDG	72,000.00
Occupied Palestinian territory	JAMAL ALNAJAR CO FOR GENERAL TRADING	1st pay / PACKING ROOMS P	51,160.00
Occupied Palestinian territory	KIAN CO. FOR GENERAL TRADE	1st pay / Rafah	46,130.00
Occupied Palestinian territory	AL EMAD CONTRACTING AND INVESTMENT CO	1st pay / Ras Attyeh	31,710.00
Occupied Palestinian territory	EYADCO CONTRACTING COMPANY	1st pay / Sarta	30,470.00
Occupied Palestinian territory	AL REMAH GENERAL CONTRACTING COMPANY	1st pay / Talita Kumi	48,710.00
Occupied Palestinian territory	AL JAWAD OFFICE FOR CONTRACTING	1st pay / Ta'nnik	60,280.00
Occupied Palestinian territory	BURHAN MOHTASEB FOR CONTRACTING	1st pay / Wadi al Nees	50,580.00
Occupied Palestinian territory	BIRZEIT FOR GENERAL CONTRACTING	1st pay / Al Qubibeh Playground	45,420.00
Occupied Palestinian territory	ALERTEKAA CO. FOR BUILDING & CONST	2nd pay / Beit Hanoun	69,370.00
Occupied Palestinian territory	JAMAL ALNAJAR CO FOR GENERAL TRADING	2nd pay / 60 Strawberry	33,700.00
Occupied Palestinian territory	AL MAYYAR FOR GENERAL CONTRACTING	2nd pay / ABU SHUKHAIDEM	45,870.00
Occupied Palestinian territory	AL BASERA COMPANY	2nd pay / Al Burj school Bireh	32,050.00
Occupied Palestinian territory	BUILDING TECHNOLOGY CO	2nd pay / Al Maqassed	34,570.00
Occupied Palestinian territory	ZAID BROTHERS CO. FOR GENERAL CONTRACTS	2nd pay / AL Tarim	34,290.00
Occupied Palestinian territory	AL YARMOUK COMPANY FOR ENG & CONTRACTING	2nd pay / Al Yarmouk	30,550.00
Occupied Palestinian territory	AL IMAD FOR CONTRACTING & DEVELOPMENT	2nd pay / Al Zbiedat	36,300.00
Occupied Palestinian territory	MIRAGE ELECTROMECHANICAL CONTRACTING	2nd pay / Annahda	46,840.00
Occupied Palestinian territory	ENGINEERING CONTRACTING OFFICE	2nd pay / Arab Women Society	49,070.00
Occupied Palestinian territory	AL SAIF CONTRACTING COMPANY	2nd pay / Askar	50,270.00
Occupied Palestinian territory	OTHMAN SHAWAHNEH CO FOR GENGERAL CONTR	2nd pay / AZZOUN ATMA	40,250.00
Occupied Palestinian territory	SALEEM OFFICE FOR ENG. & CONT.	2nd pay / Baita	52,660.00
Occupied Palestinian territory	AL AYAYDAH GENERAL CONTRACTING CO	2nd pay / Beit Anan	36,190.00
Occupied Palestinian territory	AL ASHEQQA COMPANY FOR GENERAL CONTRACT	2nd pay / Beit Kahel	31,180.00
Occupied Palestinian territory	SERRA COMPANY FOR TRADING & CONTRACTING	2nd pay / BEIT LAHIA	75,530.00
Occupied Palestinian territory	SAMARQUND FOR CONTRACTING	2nd pay / Dar Mubarak	31,940.00
Occupied Palestinian territory	SAMARQUND FOR CONTRACTING	2nd pay / Dar Salah	44,820.00
Occupied Palestinian territory	EL QA'UD FOR GENERAL TRADING & CONTRACT	2nd pay / Deir Al Balah Mun.	50,740.00
Occupied Palestinian territory	AL AMARA FOR GENERAL CONTRACTING	2nd pay / Deir lbze'a	74,580.00
Occupied Palestinian territory	AL SAIF CONTRACTING COMPANY	2nd pay / Ein Al Sultan	30,750.00
Occupied Palestinian territory	ALSAFWA BUILDING AND CONTRACTING COM.	2nd pay / Friends School	66,850.00
Occupied Palestinian territory	BASHIR SIKSIK AND COMPANY LTD	2nd pay / Green Houses-Khan Yo	56,950.00
Occupied Palestinian territory	ALAM AL JAWAHER CONTRACTING COMPANY	2nd pay / Hadab Al Fawwar	31,900.00
Occupied Palestinian territory	AL THONAIH COMPANY FOR TRADING	2nd pay / Hitteen	36,030.00
Occupied Palestinian territory	JA'FAR ISSA FOR CONTRACTING	2nd pay / Qariout	34,820.00
Occupied Palestinian territory	ALNASER ENG. & CONT. INST.	2nd pay / SONS OF JERICHO	31,290.00
Occupied Palestinian territory	AL REMAH GENERAL CONTRACTING COMPANY	2nd pay / Talita Kumi	37,150.00
Occupied Palestinian territory	BURHAN MOHTASEB FOR CONTRACTING	2nd pay / WADI AL NEES	32,540.00
Occupied Palestinian territory	KIAN CO. FOR GENERAL TRADE	2nd pay Agricultural land	51,910.00
Occupied Palestinian territory	MAYTHALOOON PULPIC CO FOR INVESTMENT	3rd pay / AL Attarah	33,680.00
Occupied Palestinian territory	SALAH MAHMOUD ZUHRY SHOPS	3rd pay / Al Mawasi	58,590.00
Occupied Palestinian territory	ABU BAIH FOR GENERAL CONTRACTING	3rd pay / Al Zawyeh	30,280.00
Occupied Palestinian territory	AL AYAYDAH GENERAL CONTRACTING CO	3rd pay / Beit Anan	36,780.00
Occupied Palestinian territory	SALEEM OFFICE FOR ENG. & CONT.	3rd pay / Beita	43,530.00
Occupied Palestinian territory	AL THONAIH COMPANY FOR TRADING	3rd pay / Hitten	37,870.00
Occupied Palestinian territory	AL HANANI COMP. CONTRACTOR & GENR. WORK	3rd pay / Kufr Zeibad	34,130.00
Occupied Palestinian territory	AL MOLTAQA COMPANY FOR CONSTRUCTIONS	3rd pay / Marah Rabah	33,000.00

Major Contracts for Services Placed by Agency During 2011 (Contracts of \$30,000 or more)

AGENCY			Contract Value
Location of Supplier	Name of Contractor	Description of Services	USD
Occupied Palestinian territory	KIAN CO. FOR GENERAL TRADE	3rd pay / Rafah Agri Land	46,490.00
Occupied Palestinian territory	AL EMAD CONTRACTING AND INVESTMENT CO	3rd pay / Ras Attyah	38,490.00
UNDP Continued			
Occupied Palestinian territory	AL REMAH GENERAL CONTRACTING COMPANY	3rd pay / Talita Kumi	51,360.00
Occupied Palestinian territory	JUZOOR FOUNDATION FOR HEALTH&SOCIAL DEV	50% of the amendment cost	54,220.00
Occupied Palestinian territory	ENGINEERING BROTHERS FOR CONTRACTING	5th pay / JWWTP	105,040.00
Occupied Palestinian territory	ENGINEERING BROTHERS FOR CONTRACTING	6th pay / JWWTP	113,510.00
Occupied Palestinian territory	ENGINEERING BROTHERS FOR CONTRACTING	7th pay / JWWTP	151,300.00
Occupied Palestinian territory	ENGINEERING BROTHERS FOR CONTRACTING	8th pay / JWWTP	132,670.00
Occupied Palestinian territory	SUNRISE CONTRACTING ESTABLISHMENT	9th pay / IBSA	78,960.00
Occupied Palestinian territory	ENGINEERING BROTHERS FOR CONTRACTING	9th pay / JWWTP	98,210.00
Occupied Palestinian territory	BINA ENGINEERING Co. LTD	A) Reinforcements (LP)	80,320.00
Occupied Palestinian territory	ABDEL HAKIM ISMAIL COMPANY LIMITED	Abed Alhakim Co. Composting	135,240.00
Occupied Palestinian territory	DARWISH ABU MUAILEQ COMPANY	Abu Muaileq C. crushing packag	250,430.00
Occupied Palestinian territory	ABU ZYADH CO FOR GENERAL TRADING & CONTR	Abu Zeyadh Co. Package 8	135,930.00
Occupied Palestinian territory	SATCO	Advance payment lot#2 - Insta	158,600.00
Occupied Palestinian territory	AL FERDAWS & ALMOSLEH FOR CONTRACTING JV	Al Ferdaws and Al Musleh contr	890,950.00
Occupied Palestinian territory	ALABNIA ALHADITHA CO.	Alabnia Alhaditha Co. Package	40,650.00
Occupied Palestinian territory	DARWISH ABU MUAILEQ COMPANY	amendment 1 crushing	173,570.00
Occupied Palestinian territory	SUKHTIAN BROTHERS COMPANY	Anaerobic Incubator Chamber	31,800.00
Occupied Palestinian territory	SALEEM ABU KMAIL SONS CO.	Conatruction of Co-ed school i	464,040.00
Occupied Palestinian territory	ALSHAIK HASHEM KHOZENDAR SON'S CO.	Construction road #10 & Reh.	103,580.00
Occupied Palestinian territory	NEW GAZA CO. FOR TRADING & CONTRACTING	construction 36 units pack3	273,630.00
Occupied Palestinian territory	AL-MANSOURI GENERAL CONTRACTING COMPANY	Construction and Installation	53,390.00
Occupied Palestinian territory	SERRA COMPANY FOR TRADING & CONTRACTING	Construction and Rehabilitatio	85,550.00
Occupied Palestinian territory	AL-BAYAN MODERN CO FOR CONSTRUCTION &INV	Construction for additional fl	31,410.00
Occupied Palestinian territory	AL-BAYAN MODERN CO FOR CONSTRUCTION &INV	Construction for additional floor a	134,160.00
Occupied Palestinian territory	RABITTA CO. FOR ENGIN.,TRADE & GENER.CON	construction of 39 units pack	455,050.00
Occupied Palestinian territory	AL MADI AND AL BATRAN CONTRACTING COMP.	Construction of Habla Sewage C	800,420.00
Occupied Palestinian territory	MUSHTAHA & HASSOUNA CO. LTD	Construction of infra. Lot#4	115,940.00
Occupied Palestinian territory	BROTHERS CONTRACTING COMPANY	Construction of Ministry of Fo	237,180.00
Occupied Palestinian territory	AL-SHAYYAH CO. FOR BUILDING & CONSTRUCTI	Construction of Tal El sultan	240,230.00
Occupied Palestinian territory	EL KHAESIE CO. FOR INDUSTRIAL, GENERAL	Construction of Tal Sultan Boo	161,890.00
Occupied Palestinian territory	SERRA COMPANY FOR TRADING & CONTRACTING	Construction of Tal Sultan Wat	184,200.00
Occupied Palestinian territory	PIVOT FOR TRADING & CONTRACTING COMPANY	Construction of Wadi Gaza Brid	66,670.00
Occupied Palestinian territory	ARAB CONTRACTING AND CONSTRUCTION	Construction work for Baqa sew	1,234,580.00
Occupied Palestinian territory	ALBAIAN CO. FOR TRADE INDUSTRY CO. L.T.D	Containers Capacity 1 cubic	46,990.00
Occupied Palestinian territory	AL-BAYAN MODERN CO FOR CONSTRUCTION &INV	Contract Additional Works / Beit Ja	163,500.00
Occupied Palestinian territory	MINISTRY OF JUSTICE	Contract law	237,050.00
Occupied Palestinian territory	DEFFENCE FOR CHILDREN INTERNATIONAL PAL	Contract law	124,500.00
Occupied Palestinian territory	ADDAMEER PRISONER SUPP&HUMAN RIGHTS ASS	Contract law	70,000.00
Occupied Palestinian territory	PAL.WORKING WOMAN SOCI.FOR DEVELOPMENT.	Contract law	70,000.00
Occupied Palestinian territory	HEBRON UNIVERSITY	Contract law	66,660.00
Occupied Palestinian territory	THE ISRAELI INFO.CEN.FOR H.R.IN THE OT	Contract law	60,000.00
Occupied Palestinian territory	JERUSALEM LEGAL AID & HUMAN RIGHTS CENT.	Contract law	59,970.00
Occupied Palestinian territory	WOMEN FOR LIFE SOCIETY	Contract law	35,000.00
Occupied Palestinian territory	JUHOOD FOR COMMUNITY AND RURAL DEV.	Contract law	34,960.00
Occupied Palestinian territory	PAL.CENTER.FOR COMM & DEV.STRATEGIES	Contract law	34,300.00
Occupied Palestinian territory	UNIVERSITY OF PALESTINE	Contract law	32,220.00
Occupied Palestinian territory	BANK OF PALESTINE	Contracts	1,817,440.00
Occupied Palestinian territory	PALESTINIAN NON GOVERNMENTAL ORG NETWORK	Contracts	762,990.00
Occupied Palestinian territory	AMERICAN COLONY HOTEL JERUSALEM	Contracts	593,210.00
Occupied Palestinian territory	UNION OF AGRICULTURAL WORK COMMITTEES	Contracts	303,140.00
Occupied Palestinian territory	CENTRO REGIONAL D INTERVENTO PER LA COOP	Contracts	295,570.00
Occupied Palestinian territory	AGRICULTURAL GUIDING & AWARENESS SOCIETY	Contracts	240,500.00
Occupied Palestinian territory	PALESTINIAN ENVIRONMENTAL FRIENDS	Contracts	204,290.00
Occupied Palestinian territory	CENTER FOR WOMEN'S LEGAL RESEARCH & CONS	Contracts	162,960.00
Occupied Palestinian territory	UNIVERSITY COLLEGE OF APPLIED SCIENCES	Contracts	137,500.00
Occupied Palestinian territory	MEDECINE DU MONDE SWITZERLAND	Contracts	135,750.00
Occupied Palestinian territory	SUNRISE CONTRACTING ESTABLISHMENT	Contracts	127,710.00
Occupied Palestinian territory	GRUPPO DI VOLONTARIATO CIVILE G.V.C	Contracts	100,250.00
Occupied Palestinian territory	UNITED NATIONS POPULATION FUND	Contracts	70,000.00
Occupied Palestinian territory	MINISTRY OF HEALTH	Contracts	63,560.00
Occupied Palestinian territory	JUZOOR FOUNDATION FOR HEALTH&SOCIAL DEV	Contracts	56,380.00
Occupied Palestinian territory	PALESTINIAN CENTRAL BUREAU OF STATISTICS	Contracts	53,400.00
Occupied Palestinian territory	GAZA COMMUNITY MENTAL HEALTH PROGRAMME	Contracts	40,740.00
Occupied Palestinian territory	Al Tajhiz Wa Al Bina	Contracts - final payment for	298,900.00
Occupied Palestinian territory	PALESTINIAN NON GOVERNMENTAL ORG NETWORK	Contracts/ 1st payment	50,000.00
Occupied Palestinian territory	PALESTINIAN NON GOVERNMENTAL ORG NETWORK	Contracts/ 2nd payment	43,000.00
Occupied Palestinian territory	MUNTASSER KAMIL MAHMOUD HADIEH	Contracts/ final Terra Santa K	60,860.00
Occupied Palestinian territory	SHAREK YOUTH FORUM	Contracts/ Second payment	40,000.00
Occupied Palestinian territory	BIRZEIT UNIVERSITY - INSTITUTE OF LAW	curriculum and training Materi	99,580.00
Occupied Palestinian territory	SMALL ENTERPRISE CENTER	DEEP-SEC 1st PAY. AFESD	49,500.00
Occupied Palestinian territory	SMALL ENTERPRISE CENTER	DEEP-SEC 1st PAY.Japan fund	78,690.00
Occupied Palestinian territory	CENTER FOR ENGINEERING AND PLANNING	Design of Residntial Complex t	40,110.00
Occupied Palestinian territory	INTERNATIONAL ELEVATORS GROUP	E) Apartment building	248,930.00
Occupied Palestinian territory	BROTHERS CONTRACTING COMPANY	E) Commercial construction	685,030.00
Occupied Palestinian territory	AL FERDAWS & ALMOSLEH FOR CONTRACTING JV	E) Commercial construction	155,960.00
Occupied Palestinian territory	AL-BAYAN MODERN CO FOR CONSTRUCTION &INV	E) Commercial construction	43,120.00
Occupied Palestinian territory	GAZA CONSTRUCTION SERVICES LTD	E) Public structures	363,690.00
Occupied Palestinian territory	SHANAN SON'S COMPANY	E) Public structures	49,540.00
Occupied Palestinian territory	EASTWARD PALESTINIANS CO. LTD	E) Public structures	46,830.00
Occupied Palestinian territory	EL-SDODI COMPANY FOR CONTRACTING & TRADE	E) Transport structures	730,000.00
Occupied Palestinian territory	AL MADI AND AL BATRAN CONTRACTING COMP.	Expense Distribution	304,760.00
Occupied Palestinian territory	ALI ELIAS ALI ABU DAYAH	Final pay / Al Ma'sarah	42,230.00
Occupied Palestinian territory	AL NABALI & AL FARIS CONTRACTING COMPANY	Final pay / Al bireh Stadium	96,010.00
Occupied Palestinian territory	ARAB CONTRACTING AND CONSTRUCTION	Final pay / Al JEEB	51,200.00
Occupied Palestinian territory	ABU BAIH FOR GENERAL CONTARCTING	Final pay / Al Zawyeh	42,230.00
Occupied Palestinian territory	AL SAIF CONTRACTING COMPANY	Final pay / Askar Hall	56,850.00
Occupied Palestinian territory	TAREQ ISSA TA'AMREH	Final Pay / Battir	63,010.00
Occupied Palestinian territory	SAMARQUND FOR CONTRACTING	Final pay / Dar Mubarak	33,450.00
Occupied Palestinian territory	SAMARQUND FOR CONTRACTING	Final pay / Dar Salah	45,090.00
Occupied Palestinian territory	AL SAIF CONTRACTING COMPANY	Final pay / Ein Al Sultan	42,840.00
Occupied Palestinian territory	ENGINEERS ASSOCIATION	Final pay / Eng Association	35,770.00
Occupied Palestinian territory	AL THONAIHEH COMPANY FOR TRADING	Final pay / Hitteen	39,450.00
Occupied Palestinian territory	SAMARQUND FOR CONTRACTING	Final pay / ILO	47,480.00
Occupied Palestinian territory	MESLEH FOR CONTRACTORS	Final pay / Iskaka	50,560.00
Occupied Palestinian territory	ALA' AL-DEEN EXCAVATION CONTRACTING CO.	Final pay / Isla	74,800.00
Occupied Palestinian territory	ABDELRAHMAN JARADAT OFFICE FOR CONTRACT	Final pay / Kfairat	31,130.00
Occupied Palestinian territory	BASHIR SIKSIK AND COMPANY LTD	Final pay / Khan Younis	79,400.00
Occupied Palestinian territory	AL - AWSAJ FOR CONTRACTING	Final pay / Kufr Al Labad	30,880.00
Occupied Palestinian territory	AL HANANI COMP. CONTRACTOR & GENR. WORK	Final pay / Kufr Zeibad	30,910.00
Occupied Palestinian territory	DARA CONTRACTING CO.	Final pay / Qalandia	43,730.00
Occupied Palestinian territory	JA'FAR ISSA FOR CONTRACTING	Final pay / Qariout	30,100.00
Occupied Palestinian territory	ALBUSHRA ALWAIDA COMPANY FOR GENERAL CON	Final pay / UM EL KHAIR	34,800.00
Occupied Palestinian territory	ALRAFIDDAIN TRADING & CONTRACTING EST.	Final Payment	155,000.00
Occupied Palestinian territory	TARIFI CONTRACTING AND RECONSTRUCTION CO	Final payment	72,470.00
Occupied Palestinian territory	AL AMJAD ARABIAN CO	Final payment / Agro Park	145,980.00
Occupied Palestinian territory	JUBAIL GENERAL CONTRACTING COMPANY	Finshing works for the MOI - R	136,590.00
Occupied Palestinian territory	FIRST TRADING AND CONTRACTING CO.	First Co. Package 1 Japanese p	134,570.00
Occupied Palestinian territory	FIRST TRADING AND CONTRACTING CO.	First Co. Package 5	147,840.00
Occupied Palestinian territory	FIRST TRADING AND CONTRACTING CO.	First Co. Package 6	37,300.00
Occupied Palestinian territory	FIRST TRADING AND CONTRACTING CO.	First Co. Package 9	138,270.00
Occupied Palestinian territory	BUILDING TECHNOLOGY CO	First pay / Al Maqassed	130,370.00

Major Contracts for Services Placed by Agency During 2011 (Contracts of \$30,000 or more)

AGENCY			Contract Value
Location of Supplier	Name of Contractor	Description of Services	USD
Occupied Palestinian territory	UNITED NEW LAND INVESTMENTS LTD	First pay / Iraq Burin	32,920.00
Occupied Palestinian territory	AL AMJAD ARABIAN CO	Fourth payment	298,450.00
UNDP Continued			
Occupied Palestinian territory	JUZOOR FOUNDATION FOR HEALTH&SOCIAL DEV	Full PO amount	144,640.00
Occupied Palestinian territory	SATCO	G) Electricity	441,520.00
Occupied Palestinian territory	SUKHTIAN BROTHERS COMPANY	High Performance Liquid Chroma	59,000.00
Occupied Palestinian territory	SUNRISE CONTRACTING ESTABLISHMENT	IBSA Sports Hall	85,820.00
Occupied Palestinian territory	SAMARQUND FOR CONTRACTING	ILO (Sheikha Fatima Bint Mubar	33,200.00
Occupied Palestinian territory	BROTHERS CONTRACTING COMPANY	Int. # 10 Brothers Co./ MOFA	107,480.00
Occupied Palestinian territory	BROTHERS CONTRACTING COMPANY	Int. # 2 - Brothers/MOFA	95,590.00
Occupied Palestinian territory	BROTHERS CONTRACTING COMPANY	Int. # 3 Brothers/MOFA	115,640.00
Occupied Palestinian territory	BROTHERS CONTRACTING COMPANY	Int. #5-Brothers Co./MOFA	139,510.00
Occupied Palestinian territory	BROTHERS CONTRACTING COMPANY	Int.#6-Brothers Co./MOFA	76,320.00
Occupied Palestinian territory	BROTHERS CONTRACTING COMPANY	Int.4-Brothers/PART ONE	88,780.00
Occupied Palestinian territory	BROTHERS CONTRACTING COMPANY	Int.4-Brothers/PART TWO	59,520.00
Occupied Palestinian territory	AL-BAYAN MODERN CO FOR CONSTRUCTION &INV	Interim # 1 CAP II School	50,460.00
Occupied Palestinian territory	ALTAIMA COMPANY FOR CONTRACTING	Interim # 1 for Al Taima Co.	225,330.00
Occupied Palestinian territory	ALTAIMA COMPANY FOR CONTRACTING	Interim #2 for Al Taima Co.	60,200.00
Occupied Palestinian territory	BROTHERS CONTRACTING COMPANY	Interim#1for brothers Cont	262,140.00
Occupied Palestinian territory	HOUSE OF WATER AND ENVIRONMENT	Joint Palestinian Israeli Trai	31,150.00
Occupied Palestinian territory	EASTWARD PALESTINIANS CO. LTD	KFW V GAZA - Al Aqsa Road Advance	77,150.00
Occupied Palestinian territory	EL QA'OD FOR GENERAL TRADING &CONTRACT	KFW V Gaza - Jurat Allut	126,950.00
Occupied Palestinian territory	AL HALLAQ COMPANY FOR GENERAL TRADING	KFW V GAZA RIGHT TO LIVE (SYND	71,400.00
Occupied Palestinian territory	SALAH MAHMOUD ZUHRY SHOPS	KFW VII Al Mawasi Project - Ga	53,020.00
Occupied Palestinian territory	NIJAD CONTRACTING COMPANY	Last payment for Nijad Company	35,790.00
Occupied Palestinian territory	DEMOCRACY & WORKERS RIGHTS CENTER	Law, other	70,000.00
Occupied Palestinian territory	HUMAN RIGHTS & DEMOCRACY MEDIA CENTER	Law, other	69,030.00
Occupied Palestinian territory	AMERICAN COLONY HOTEL JERUSALEM	Leased Building	73,900.00
Occupied Palestinian territory	AMERICAN COLONY HOTEL JERUSALEM	Leased Building - June 2011	100,280.00
Occupied Palestinian territory	SUHAIL AL-SAQQA	Leases	160,000.00
Occupied Palestinian territory	WOMEN'S CENTER LEGAL AID & COUNSELLING	Legal concepts, other	74,810.00
Occupied Palestinian territory	UNESCO	MDG- Culture transfer of funds	107,170.00
Occupied Palestinian territory	AMERICAN COLONY HOTEL JERUSALEM	OQR/Office Rent February 2011	174,180.00
Occupied Palestinian territory	AMERICAN COLONY HOTEL JERUSALEM	OQR/Office Rent May 2011	174,180.00
Occupied Palestinian territory	AMERICAN COLONY HOTEL JERUSALEM	OQR/Rent office March 2011	148,780.00
Occupied Palestinian territory	BINA ENGINEERING Co. LTD	OQR/Security Items, Data Netwo	67,190.00
Occupied Palestinian territory	AL MADI AND AL BATRAN CONTRACTING COMP.	other payments until full util	87,360.00
Occupied Palestinian territory	THE ARABIC CONTRACTOR COMPANY	Pachae #2: Construction of 17	469,400.00
Occupied Palestinian territory	HITTAWY COMPANY & SONS	Package#2: Completion of const	826,670.00
Occupied Palestinian territory	HITTAWY COMPANY & SONS	Package #1: Construction of 8	740,390.00
Occupied Palestinian territory	EL KHAESIE CO. FOR INDUSTRIAL, GENERAL	Package 3: Installation and Te	178,950.00
Occupied Palestinian territory	HITTAWY COMPANY & SONS	Package 6-A: Completion of Co	283,940.00
Occupied Palestinian territory	ABDEL HAKIM ISMAIL COMPANY LIMITED	Package 6-B: Completion of con	341,850.00
Occupied Palestinian territory	ALSHARQ ALJADEED FOR TRADING & IDUSTR.CO	Package#3: Lot#3 construction	434,610.00
Occupied Palestinian territory	SUNRISE CONTRACTING ESTABLISHMENT	pay # 10 / IBSA	59,200.00
Occupied Palestinian territory	SUNRISE CONTRACTING ESTABLISHMENT	Pay 8 / IBSA	81,510.00
Occupied Palestinian territory	AL AMJAD ARABIAN CO	Payments 1 & 2	339,600.00
Occupied Palestinian territory	CREATIVE BUSINESS SOLUTIONS	Perception Survey (Rule of Law	50,000.00
Occupied Palestinian territory	EL WEDAD SOCIETY FOR COMMUNITY REHABILIT	Perception Survey (Rule of Law	34,400.00
Occupied Palestinian territory	SUKHTIAN BROTHERS COMPANY	Pulsed field Gel Electrophores	87,540.00
Occupied Palestinian territory	ABDEL RAHIM KHATEEB- ARRORI ENG. OFFICE	Recruiting Designing Firm for Area	35,000.00
Occupied Palestinian territory	FIRST TRADING AND CONTRACTING CO.	Rehabilitation of Al Rasheed	103,410.00
Occupied Palestinian territory	FIRST TRADING AND CONTRACTING CO.	Rehabilitationof Al Adham, roa	45,330.00
Occupied Palestinian territory	AL - SATAFI EST. FOR GENERAL CONTRACTING	Rev from V to VI / Al Bir	111,830.00
Occupied Palestinian territory	SUMER ENGINEERING & CONTRACTING	Rev from V to VI / Nablus VTC	184,110.00
Occupied Palestinian territory	SALEEM OFFICE FOR ENG. & CONT.	Reversal of voucher # 54872	30,790.00
Occupied Palestinian territory	AL SAIF CONTRACTING COMPANY	Reversal of voucher # 54885	48,010.00
Occupied Palestinian territory	AL HANANI COMP. CONTRACTOR & GENR. WORK	Reversal of voucher # 54888	32,590.00
Occupied Palestinian territory	AL SAIF CONTRACTING COMPANY	Reversal of voucher # 54939	40,910.00
Occupied Palestinian territory	AL REMAH GENERAL CONTRACTING COMPANY	Reversal of voucher # 54940	35,470.00
Occupied Palestinian territory	ZAID BROTHERS CO. FOR GENERAL CONTRACTS	Reversal of voucher # 54941	32,750.00
Occupied Palestinian territory	AL EMAD CONTRACTING AND INVESTMENT CO	Reversal of voucher # 55069	30,320.00
Occupied Palestinian territory	AL AMARA FOR GENERAL CONTRACTING	Reversal of voucher # 55122	34,260.00
Occupied Palestinian territory	AL ASHEQAAA COMPANY FOR GENERAL CONTRACT	Reversal of voucher # 55158	46,950.00
Occupied Palestinian territory	THE ARAB CONTRACTING & CONCRETE INDUSTRY	roads rehabilitation	111,180.00
Occupied Palestinian territory	AL SARAYA CENTER FOR COMMUNITY SERVICE	Rule of law	35,000.00
Occupied Palestinian territory	SUNRISE CONTRACTING ESTABLISHMENT	S) Building Maintenance & Repa	45,000.00
Occupied Palestinian territory	BIRZEIT UNIVERSITY - INSTITUTE OF LAW	S) Conference organizing servi	149,370.00
Occupied Palestinian territory	ASHRAF SHUAIBI	S) Intl Consultants - Support	32,000.00
Occupied Palestinian territory	AL-BAYAN MODERN CO FOR CONSTRUCTION &INV	Second Payment for CAPII Schoo	89,300.00
Occupied Palestinian territory	SATCO	Supply of Electrical Materials	371,310.00
Occupied Palestinian territory	SATCO	Supply of Steel Materials for	250,490.00
Occupied Palestinian territory	AL AMJAD ARABIAN CO	Third payment	372,020.00
Occupied Palestinian territory	ALBAIAN CO. FOR TRADE INDUSTRY CO. L.T.D	Tipper Container Crane	136,380.00
Occupied Palestinian territory	NATIONAL INSURANCE CO. LTD	UNDP Administration Vehicles No	31,790.00
Occupied Palestinian territory	IBRAHIM JAMIL FALTAS(MATRIX ENGINEERING)	YWCA/2nd Install. of Final PR	49,890.00
Occupied Palestinian territory	IBRAHIM JAMIL FALTAS(MATRIX ENGINEERING)	YWCA/Partial PR of Final Pay	80,000.00
Pakistan	MASHRIQ FOUNDATION HYDERABAD	1st Adv- Mashriq -ER Programme	250,000.00
Pakistan	Karli Lake Integrated Watershed Project	1st Installment PIC project	68,150.00
Pakistan	Participatory Director /Conservator of F	1st Installment PIC project	45,860.00
Pakistan	SMEDA ER Project	1st Instalment 2 SMEDA/PCA	551,540.00
Pakistan	Project Director - CF Kanshian	1st Instalment for PIC project	68,110.00
Pakistan	Community Based Sustainable Forest Reso	1st Instalment for PIC project	37,120.00
Pakistan	Chief Conservative Wildlife Khyber Pakht	1st Instalment for PIC project	36,800.00
Pakistan	IZHAR ENERGY SERVICES (PVT) LTD	Not Defined	33,290.00
Pakistan	IZHAR ENERGY SERVICES (PVT) LTD	Not Defined	33,730.00
Pakistan	RABT Development Organization	Not Defined	54,610.00
Pakistan	AJK Rural Support Programme	Not Defined	60,420.00
Pakistan	BALUCHISTAN RURAL SUPPORT PROGRAMME	Not Defined	59,630.00
Pakistan	CENTRE OF EXCELLENCE FOR RURAL DEV.	Not Defined	59,300.00
Pakistan	PATTAN DEVELOPMENT ORGANIZATION	Not Defined	59,300.00
Pakistan	INDUS RESOURCE CENTRE	Not Defined	58,970.00
Pakistan	AGA KHAN RURAL SUPPORT PROGRAMME	Not Defined	58,340.00
Pakistan	INNOVATIVE DEVELOPMENT ORGANIZATION	Not Defined	57,660.00
Pakistan	AWAMI DEVELOPMENT ORGANIZATION (ADO)	Not Defined	56,710.00
Pakistan	WOMEN SOCIAL ORGANIZATION	Not Defined	55,590.00
Pakistan	RABT Development Organization	Not Defined	55,160.00
Pakistan	JUST PEACE INTERNATIONAL	Not Defined	54,600.00
Pakistan	Saibaan Development Organization	Not Defined	53,700.00
Pakistan	SARHAD RURAL SUPPORT PROGRAMME	Not Defined	30,020.00
Pakistan	IZHAR ENERGY SERVICES (PVT) LTD	Not Defined	34,070.00
Pakistan	IZHAR ENERGY SERVICES (PVT) LTD	Not Defined	33,730.00
Pakistan	ASSOCIATION FOR BEHAVIOR & KNOWLEDGE TRA	2nd Installment ABKT under PCA	42,480.00
Pakistan	Swat Participatory Council	2nd Installment SPC under PCA	45,390.00
Pakistan	PEPAC LIMITED	2nd instl. LOA pymnt	76,450.00
Pakistan	SARHAD RURAL SUPPORT PROGRAMME-PD	2nd Pmnt to SRSP under PCA	178,490.00
Pakistan	PATTAN DEVELOPMENT ORGANIZATION	Not Defined	180,570.00
Pakistan	AJK Rural Support Programme	Not Defined	179,350.00
Pakistan	CENTRE OF EXCELLENCE FOR RURAL DEV.	Not Defined	179,250.00
Pakistan	BALUCHISTAN RURAL SUPPORT PROGRAMME	Not Defined	179,190.00
Pakistan	INDUS RESOURCE CENTRE	Not Defined	178,520.00
Pakistan	AGA KHAN RURAL SUPPORT PROGRAMME	Not Defined	174,630.00
Pakistan	INNOVATIVE DEVELOPMENT ORGANIZATION	Not Defined	174,560.00
Pakistan	JUST PEACE INTERNATIONAL	Not Defined	164,270.00

Major Contracts for Services Placed by Agency During 2011 (Contracts of \$30,000 or more)

AGENCY			Contract Value
Location of Supplier	Name of Contractor	Description of Services	USD
Pakistan	RABT Development Organization	Not Defined	162,950.00
Pakistan	SARHAD RURAL SUPPORT PROGRAMME	Not Defined	89,530.00
UNDP Continued			
Pakistan	AWAMI DEVELOPMENT ORGANIZATION (ADO)	Not Defined	84,550.00
Pakistan	WOMEN SOCIAL ORGANIZATION	Not Defined	82,040.00
Pakistan	Saibaan Development Organization	Not Defined	80,190.00
Pakistan	IZHAR ENERGY SERVICES (PVT) LTD	Not Defined	49,940.00
Pakistan	IZHAR ENERGY SERVICES (PVT) LTD	Not Defined	50,590.00
Pakistan	FARMERS DEVELOPMENT ORGANIZATION	Not Defined	89,960.00
Pakistan	TOURISM PROMOTION SERVICES PAKISTAN) LTD	6 Months advance rent of ER co	50,670.00
Pakistan	UNDP Office	Adj-Wisal Sal-Apr-Jun 21'11	33,690.00
Pakistan	NRSP INSTITUTE OF RURAL MANAGEMENT	Adv to N-IRM-ER Programme	250,000.00
Pakistan	PARTICIPATORY EFFORT FOR HEALTHY ENVIRON	Adv to PEHE (ER Programme)	225,000.00
Pakistan	DEVOLUTION TRUST FOR COMMUNITY EMPOWERME	Advance to DTCE for ER project	525,000.00
Pakistan	MOHAMMAD KHALID	Annual Rent Payment/E-7 Projec	66,680.00
Pakistan	PARTICIPATORY DEVELOPMENT INITIATIVES	Bal 2nd & 3rd Installment	32,720.00
Pakistan	UNDP Office	BL 71405 Donor Change	124,080.00
Pakistan	UNDP Office	BL 72105 Donor Change	60,510.00
Pakistan	UNDP Office	BL 72110 Donor Change	242,900.00
Pakistan	ONE UN DRM PROGRAMME	Cash Advance for salaries	74,840.00
Pakistan	UNDP Office	Change in Donor Biosaline Expen	87,030.00
Pakistan	UNDP Office	corrct GJTMA Donor Expenditure	134,870.00
Pakistan	STANDARD CHARTERED BANK	DRM Salaries for June 2011	77,220.00
Pakistan	STANDARD CHARTERED BANK	DRM Salary for July 2011	79,750.00
Pakistan	Farrukh Mahmood Mian	E) Intl Consultants - Support	40,930.00
Pakistan	ONE UN DRM PROGRAMME	Expense Distribution	460,060.00
Pakistan	NRSP INSTITUTE OF RURAL MANAGEMENT	Expense Distribution	250,000.00
Pakistan	PARTICIPATORY EFFORT FOR HEALTHY ENVIRON	Expense Distribution	225,000.00
Pakistan	FARMERS DEVELOPMENT ORGANIZATION	final payment of Farmer Develo	60,340.00
Pakistan	IDEA	Final pmnt to NGO against PCA	88,780.00
Pakistan	Swat Participatory Council	Final Pmnt/SPC/PCA	73,680.00
Pakistan	BASIC EDUCATION & EMPLOYABLE SKILL TRAIN	Final Pyt - progress of Project	105,720.00
Pakistan	BIOSALINE-II	FR Biosaline - April 2011	50,220.00
Pakistan	BIOSALINE-II	FR Biosaline - June 2011	361,750.00
Pakistan	BIOSALINE-II	FR Biosaline - May 2011	282,270.00
Pakistan	BIOSALINE-II	FR Biosaline-II - July 2011	243,390.00
Pakistan	BIOSALINE-II	FR Biosaline-II - Sep 2011	78,400.00
Pakistan	BIOSALINE-II	FR Biosaline-II - Aug 2011	127,660.00
Pakistan	BIOSALINE-II	FR Biosaline-II - Feb 2011	56,310.00
Pakistan	BIOSALINE-II	FR Biosaline-II - Jan 2011	111,810.00
Pakistan	BIOSALINE-II	FR Biosaline-II - March 2011	46,870.00
Pakistan	UNDP Early Recovery Programme Muzaffarga	FR ER M.Garh AusAid - Dec 2011	211,440.00
Pakistan	UNDP Early Recovery Programme Muzaffarga	FR ER M.rgarh AusAid -Nov'11	235,880.00
Pakistan	UNDP Early Recovery Programme Muzaffarga	FR ER Muzaffargarh - Dec 2011	79,000.00
Pakistan	ONE UN DRM PROGRAMME	FR for June 2011/DRM	53,330.00
Pakistan	ONE UN DRM PROGRAMME	FR for One UN DRM/Jan2011	72,620.00
Pakistan	TECHNICAL ASSISTANCE FOR MANAGEMENT EART	FR for TAMEER/Feb2011	33,780.00
Pakistan	TECHNICAL ASSISTANCE FOR MANAGEMENT EART	FR for TAMEER/Jan2011	64,990.00
Pakistan	TECHNICAL ASSISTANCE FOR MANAGEMENT EART	FR for TAMEER/March2011	36,070.00
Pakistan	TECHNICAL ASSISTANCE FOR MANAGEMENT EART	FR for the m/o April/TAMEER	30,170.00
Pakistan	ONE UN DRM PROGRAMME	FR for the m/o Aug 2011/DRM	90,730.00
Pakistan	TECHNICAL ASSISTANCE FOR MANAGEMENT EART	FR for the m/o June/TAMEER	50,410.00
Pakistan	TECHNICAL ASSISTANCE FOR MANAGEMENT EART	FR for the m/o May/TAMEER	39,080.00
Pakistan	ONE UN DRM PROGRAMME	FR for the m/o Sep2011/DRM	189,780.00
Pakistan	STRENGTHENING DEM THROUGH PARLIAMENT-II	FR FOR THE M/O SEPTEMBER 2011	46,360.00
Pakistan	IUCN-THE WORLD CONSERVATION UNION	FR July 2011 - Juniper	73,510.00
Pakistan	PAK/01/003 NEAP-SP/PIU-1/NEIMS	FR June 2011 - NEIMS	96,440.00
Pakistan	AGA KHAN FOUNDATION, PAKISTAN	FR- June 2011-PEECH	62,970.00
Pakistan	ONE UN DRM PROGRAMME	FR1 for the m/o Jan2011	70,550.00
Pakistan	Participatory Rural Development Society	1st Inst 20% as per PCA	37,070.00
Pakistan	SINDH FOREST DEPARTMENT GOVT SINDH	Pyt 1st installment for JPC-3	64,040.00
Pakistan	TOURISM PROMOTION SERVICES PAKISTAN) LTD	RENT & MAINT. JAN-DEC 2011	275,000.00
Pakistan	TOURISM PROMOTION SERVICES PAKISTAN) LTD	Rent & Maintenance of SBC from	499,740.00
Pakistan	TOURISM PROMOTION SERVICES PAKISTAN) LTD	Rent from 01 January to 31 Dec	213,190.00
Pakistan	TOURISM PROMOTION SERVICES PAKISTAN) LTD	RENT SBC PREMISES FOR PERIOD J	429,330.00
Pakistan	UNDP Office	Rev. of SC Individual	32,960.00
Pakistan	MASHRIQ FOUNDATION HYDERABAD	Reversal- 1st Adv-Mashriq-ER	250,000.00
Pakistan	TOURISM PROMOTION SERVICES PAKISTAN) LTD	S) Building Maintenance & Repa	1,072,050.00
Pakistan	HAJI PASHAM KHAN GOVT CONTRACTORS	S) Civil engineering	110,630.00
Pakistan	HADAF INTERNATIONAL	S) Civil engineering	87,970.00
Pakistan	SHAHID HAYAT MALIK	S) Local Consultants-Technical	43,350.00
Pakistan	FARRUKH BASHIR MORIANI	S) Local Consultants-Technical	42,170.00
Pakistan	UFFAQ Development Organization (UDO)	S) Methodology and analysis	35,260.00
Pakistan	Community Appraisal & Motivation Program	S) Regional development servic	104,450.00
Pakistan	STANDARD CHARTERED BANK	Salaries for One UN DRM	80,080.00
Pakistan	STRENGTHENING DEM THROUGH PARLIAMENT-II	SDPD-II FR March 2011	61,420.00
Pakistan	HORIZON CONTRACTORS & GENERAL ORDER SUPP	Security Work at Hub Office, P	34,620.00
Pakistan	UNDP Office	Staff Salaries Donor Reverse	69,180.00
Pakistan	UNDP Office	Techno Payment Donor Reversal	79,250.00
Pakistan	Solar Power Technologies (Pvt) Ltd	Upon installation of 51 solar	36,440.00
Pakistan	Solar Power Technologies (Pvt) Ltd	Upon installation of 51 solar water	74,570.00
Palau	PALAU CONSERVATION SOCIETY	1st & 2nd DISBURSEMENT	50,000.00
Panama	COMPANIA INGENIERIA SANTIAGO, S.A.	2010-00009/00, PS62184 CONTRAT	64,140.00
Panama	BUSTAMANTE & BUSTAMANTE	2011-00213-C; Auditoria al Sis	32,100.00
Panama	TRANSCARIBE TRADING, S.A.	2011-00246 CONADES TRANSCARIBE	287,800.00
Panama	CONCEPTOS Y ESPACIOS, S.A.	2011-238 CONADES CONCEPTOS Y E	131,800.00
Panama	CONCEPTOS Y ESPACIOS, S.A.	2011-238 CONADES CONCEPTOS Y ESPACI	138,100.00
Panama	PREFA SOLUTION CORP	2011-240 CONADES PREFA SOLUTIO	37,610.00
Panama	PREFA SOLUTION CORP	2011-240 CONADES PREFA SOLUTION COR	116,260.00
Panama	EDIFICACIONES E INSTALACIONES, S.A.	2011-292 INADEH EDIFICACIONES E INS	62,710.00
Panama	F. G. GUARDIA Y ASOCIADOS, S.A.	A) Water well drilling equipme	280,730.00
Panama	ACDI/VOCA	ACDI-VOCA 2011-00194 SP 385/21	77,620.00
Panama	ACDI/VOCA	ACDI-VOCA 2011-00194 SP 385/211 Cta	77,620.00
Panama	CENTRO NAC. DE COMPETITIVIDAD	Apoyo MEF soporte gestión CNC	193,300.00
Panama	ALFARMA S.A.	ATAZANAVIR	107,020.00
Panama	PANAMA CAR RENTAL, S.A.	Cancelación de facturas del añ	70,720.00
Panama	MINISTERIO DE SALUD-PAISS-MINSA	cargos del 30071 al 30021	122,050.00
Panama	INEDA, S.A.	CO-03-2011 CONT CONADES	100,890.00
Panama	MCM GLOBAL, S.A.	CO-08-11 CONT CONADES	283,750.00
Panama	PROGRE, S.A.	CONT DG-29-10 CTA #1	49,630.00
Panama	TRANSCARIBE TRADING, S.A.	CONT PD-CD-01-10	3,451,810.00
Panama	TESORO NAC.55701364662DV28	CONT PD-CD-01-10 ITBMS	129,210.00
Panama	ROBERTO BATISTA E HIJOS, S.A.	CONT. DG-26-10 GALERA	30,560.00
Panama	CONSTRUCTORA FIOMAR, SA	CONT. DG-30-10	87,200.00
Panama	ROBERTO BATISTA E HIJOS, S.A.	CONT.DG-24-10 PAGO 39.42%	35,450.00
Panama	ROBERTO BATISTA E HIJOS, S.A.	CONT.DG-24-10 PAGO INSTITUCION	49,970.00
Panama	CONSTRUCCIONES Y MANTENIMIENTO INDUSTRIA	CONT.DG-27-10	73,680.00
Panama	ROBERTO BATISTA E HIJOS, S.A.	CONT.DG-28-10	78,410.00
Panama	DISENOS Y CONSTRUCCIONES M&M, S.A.	Contarto 01-2011 para la adecu	112,250.00
Panama	CONSTRUCTORA FIOMAR, SA	CONT-DG-30-10	47,820.00
Panama	TECNOLOGIA, SERVICIOS, INGENIERIA, S.A.	Contrato 2011-0081 Ctas 4 y 5	114,720.00
Panama	ROBERTO BATISTA E HIJOS, S.A.	CONTRATO DG-28-10	58,070.00
Panama	PROGRE, S.A.	CONTRATO DG-29 CTA 3	55,160.00
Panama	MCM GLOBAL, S.A.	Contrato Inst. 08-11 cta 1	571,500.00

Major Contracts for Services Placed by Agency During 2011 (Contracts of \$30,000 or more)

AGENCY			Contract Value
Location of Supplier	Name of Contractor	Description of Services	USD
Panama	MCM GLOBAL, S.A.	Contrato Inst.08-11 cta 3	635,840.00
Panama	INEDA, S.A.	Contrato No. CO-03-2011	49,560.00
UNDP Continued			
Panama	CARIBIAN CORPORATION, S.A.	CONTRATO-DG-31-10	123,650.00
Panama	HOTELERA EL PANAMA, S.A.	E) Cafeteria services	44,230.00
Panama	NIPPON KOEI CO., LTD.	E) Civil engineering	836,330.00
Panama	MATERIALES JOSE MORENO Y CIA., S.A.	E) Civil engineering	344,860.00
Panama	ARKINOF STUDIO S.A.	E) Civil engineering	59,260.00
Panama	CSA GROUP PANAMA INC.	E) Public structures	126,630.00
Panama	CAPITAL CONSTRUCTION, S.A.	E) Public structures	75,210.00
Panama	MOLINOS INTERNACIONAL S.A.	EDUCATIONAL CAMPAIGN	56,520.00
Panama	GALLUP DE PANAMA, S.A.	Encuesta a los Clientes sobre	33,210.00
Panama	CABLE ONDA, S.A.	Ene/2011 serv. centro de llama	109,350.00
Panama	PROMOCION MEDICA, S.A.	Equipamiento y suministros de	171,520.00
Panama	HOTELERA EL PANAMA, S.A.	Esta PO se hace porque la PO	43,150.00
Panama	GOMEZ PATINO GOMEZ LTDA.	F.07-0165-J 2011-236 Construcc	501,330.00
Panama	GOMEZ PATINO GOMEZ LTDA.	F.07-0165-K (2011-00236); Cons	188,760.00
Panama	SSA SISTEMAS, S.A.	F.07-0234-G, Analisis, Desarro	80,000.00
Panama	THE LOUIS BERGER GROUP INC.	F.08-0091-e, Consultoria para	38,120.00
Panama	F. G. GUARDIA Y ASOCIADOS, S.A.	F.08-0095-C/ Servicios de Cons	235,740.00
Panama	CONCEPTOS Y ESPACIOS, S.A.	F.08-0238-H (2011--00238) Sist	201,000.00
Panama	CRISTIAN JOSE WITTGREEN	F.09-0037-D PS52224 PAGO FINAL	110,400.00
Panama	CAPITAL CONSTRUCTION, S.A.	F.09-0062-E / Construcción del	152,920.00
Panama	COMPANIA INTERNACIONAL DE SEGUROS, S.A.	F.09-0087-C CONTRATO F.06-001	580,820.00
Panama	TESORO NAC. 55701364662DV28	F.10-0016-A / CTA#2 ITBMS 50%	46,300.00
Panama	TRANSCARIBE TRADING, S.A.	F.10-0016-A / Cuenta #3 Diseño	606,960.00
Panama	TRANSCARIBE TRADING, S.A.	F.10-0016-A / Diseño y Constru	1,755,250.00
Panama	INVERSIONES RAJUP CHIRIQUI, S.A.	F.10-0021-ADEVOLUCIÓN PAGO V-1	46,890.00
Panama	PROCOMON S. A.	F.10-0026-A / Sist. de Alcanta	133,990.00
Panama	ASOCIACION PANAMEÑA DE INCAE	F.10-0082-A/Capacitación Geren	134,550.00
Panama	ACDI/VOCA	F.10-1012-A / Difusión de Estr	147,750.00
Panama	ACDI/VOCA	F.10-1012-B / Difusión de Estr	60,000.00
Panama	CABLE ONDA, S.A.	FACT.34517 ATENCIÓN 311 JUN.	109,350.00
Panama	CABLE ONDA, S.A.	FACT.34699 JULIO CENTR. LLAMDA	109,350.00
Panama	CABLE ONDA, S.A.	FACT.34993 ULTIMO PAGO	95,240.00
Panama	PRODUCTOS ROCHE INTERAMERICANA, S.A.	FUZEON (ENFUVIRTIDE 90 MG)	97,640.00
Panama	COMPANIA INGENIERIA SANTIAGO, S.A.	Honorarios según Contrato 2011-0028	87,360.00
Panama	PRICEWATERHOUSECOOPERS INTERAMERICA S.A.	Implementacion de un Sistema d	732,390.00
Panama	CENTRO NAC. DE COMPETITIVIDAD	MOU DPP-ME-No.01-10 abono parc	112,670.00
Panama	JOSE FERNANDO PRADA RIOS	P-09-0399-F, Armonización Regu	30,640.00
Panama	CABLE ONDA, S.A.	PAGO ABR.,MAY/11 FACTS.34437/	218,710.00
Panama	CONSTRUCCIONES Y MANTENIMIENTO INDUSTRIA	PAGO CONT DG2710	42,690.00
Panama	CENTRO NAC. DE COMPETITIVIDAD	Pago correspondiente al apoyo	187,560.00
Panama	SEGURIDAD PERMANENTE Y PROTECCION, S.A.	PAGO DIC 2010 CONT DG1410	86,940.00
Panama	HOTELERA EL PANAMA, S.A.	PARA CUBRIR GASTOS DE LA SEGUN	42,120.00
Panama	ROBERTO BATISTA E HIJOS, S.A.	PS62184 DG-26-10	48,650.00
Panama	CETI, S.A.	PS62869 Elaboración del diagnó	109,010.00
Panama	COMPANIA INTERNACIONAL DE SEGUROS, S.A.	REEMBOLSO FUENTE 30072	1,055,290.00
Panama	ALFARMA S.A.	RITONAVIR 100MG	81,150.00
Panama	TRANSCARIBE TRADING, S.A.	S) Civil engineering	1,341,010.00
Panama	EQUIPO Y CONSTRUCTORA J.J. QUINTERO, S.A	Saldo del Contrato 2011-00216	50,870.00
Panama	DISENOS Y CONSTRUCCIONES M&M, S.A.	segundo pago, Contrato 01-2011	112,250.00
Panama	SEGURIDAD PERMANENTE Y PROTECCION, S.A.	SERV DE SEGURIDAD	86,940.00
Panama	CABLE ONDA, S.A.	SERV. CENTRO LLAMADAS FEB.	109,350.00
Panama	CABLE ONDA, S.A.	SERV. MAR. CENTR. LLAMADAS	109,350.00
Panama	SEGURIDAD PERMANENTE Y PROTECCION, S.A.	SERV. SEGURIDAD INADEH FEB. 11	86,940.00
Panama	CENTRO NAC. DE COMPETITIVIDAD	SOPORTE DE GESTION AL CNC	218,560.00
Panama	DISENOS Y CONSTRUCCIONES M&M, S.A.	último pago 20%contr.01-2010	56,130.00
Panama	DISENOS Y CONSTRUCCIONES M&M, S.A.	Ultimo pago correspondiente al	56,130.00
Papua New Guinea	L J HOOKER Port Moresby	S) Commercial facility rental	35,430.00
Papua New Guinea	INSTITUTE OF NATIONAL AFFAIRS	S) Temporary admin. assistance	33,000.00
Papua New Guinea	G4S SECURE SOLUTIONS (PNG)	Security Service - 1st Quarter	150,950.00
Papua New Guinea	L J HOOKER Port Moresby	UN House o/s Electricity Bills	53,570.00
Papua New Guinea	L J HOOKER Port Moresby	UNDP Rental for Level 14th_off	247,540.00
Paraguay	ESTUDIO MERSAN, ABOGADOS	ASESORIA LEGAL DEL PNUD	30,190.00
Paraguay	UNIV CATOLICA NTRA SEÑORA DE LA ASUNCION	Capacitación Area Matematicas	30,410.00
Paraguay	CONSORCIO ANTEQUERA TRES	Honorarios mes: /2010	2,240,810.00
Paraguay	APONTE LATORRE SA	Honorarios mes: /2010	1,291,650.00
Paraguay	ITASA SA	Honorarios mes: /2010	999,570.00
Paraguay	ENVIING S.R.L	Honorarios mes: /2010	222,610.00
Paraguay	APONTE LATORRE SA	Honorarios mes: /2011	2,743,690.00
Paraguay	LA ALPACA SRL	Honorarios mes: /2011	126,970.00
Paraguay	TEISA	Honorarios mes: /2011	82,150.00
Peru	ADEXUS PERU SA	3ER CONSULTORIA SIS INTEG ADMI	38,960.00
Peru	IPSOS APOYO OPINION Y MERCADO SA	4ºY 5ºARMADA SERV.ELAB.EST.MDO	39,920.00
Peru	ADEXUS PERU SA	4TO PRODUCTO CONSULT DEL SERV	38,080.00
Peru	ADEXUS PERU SA	5TO PRODUCTO 10% CONSULTORIA S	38,080.00
Peru	ADEXUS PERU SA	7MO PRODUCTO 25% CONSULTORIA D	98,350.00
Peru	INFORMESE LTDA SUCURSAL DEL PERU	ADQ.LIC.SUITE SOFTWARE IBM SPS	48,080.00
Peru	CESEL SA	ARG/07/008-INV 8734	104,380.00
Peru	CESEL SA	ARG/07/008-INV 8751	48,410.00
Peru	CESEL SA	ARG/07/008-INV 8752	48,410.00
Peru	CESEL SA	ARG/07/008-INV 8910	96,820.00
Peru	CESEL SA	ARG/07/008-INV 9033	104,380.00
Peru	CESEL SA	ARG/07/008-INV 9034	52,190.00
Peru	ONG COOPERAZIONE INTERNAZIONALE	Consultoría Fortalecimiento ca	151,680.00
Peru	ONG COOPERAZIONE INTERNAZIONALE	Consultoría Fortalecimiento Ca	148,920.00
Peru	PROMOTORA INTERAMERICANA DE SERVICIOS SA	COSTO DE SERVICIOS DE LIMPIEZA	245,460.00
Peru	PROMOTORA INTERAMERICANA DE SERVICIOS SA	COSTO DWE SERV LIMP Y MANT PJ	261,440.00
Peru	ONG COOPERAZIONE INTERNAZIONALE	Elaboración Sistema de Informa	98,900.00
Peru	CENTRO DE EST Y PREV DE DESASTRES	Estudio de Riesgo y Formulació	74,910.00
Peru	RIMAC INTERNACIONAL CIA DE SEGUROS	PAGO ADIC POLIZVEHIC 10-11 REN	32,550.00
Peru	NEXSYS DEL PERU SAC	PAGO ADQ LICENCIAS IBM WEBSPE	38,890.00
Peru	RIMAC INTERNACIONAL CIA DE SEGUROS	PAGO DE POLIZAS DE SEGUROS MUL	574,430.00
Peru	RIMAC INTERNACIONAL CIA DE SEGUROS	PAGO POL ASIS COLECT 07.10-07.	43,760.00
Peru	RIMAC INTERNACIONAL CIA DE SEGUROS	PAGO POLIZA 07.04-07.06	62,520.00
Peru	RIMAC INTERNACIONAL CIA DE SEGUROS	PAGO POLIZA ASIST MED 07.05-07	45,090.00
Peru	RIMAC INTERNACIONAL CIA DE SEGUROS	PAGO POLIZA ASIST MEDICA 10376	90,740.00
Peru	RIMAC INTERNACIONAL CIA DE SEGUROS	PAGO POLIZA ASISTENCIA MEDICA	93,920.00
Peru	RIMAC INTERNACIONAL CIA DE SEGUROS	PAGO POLIZA MEDICA COLECTIVA	45,140.00
Peru	RIMAC INTERNACIONAL CIA DE SEGUROS	PAGO POLIZA VIDA EMPLEADOS	39,020.00
Peru	RIMAC INTERNACIONAL CIA DE SEGUROS	PAGO POLIZA VIDA LEY EMPLEADOS	72,800.00
Peru	RIMAC INTERNACIONAL CIA DE SEGUROS	POLIZA ASIST MEDICA COLEC	44,960.00
Peru	RIMAC INTERNACIONAL CIA DE SEGUROS	POLIZA MEDICA 7.1.11-7.3.11	89,770.00
Peru	RIMAC INTERNACIONAL CIA DE SEGUROS	POLIZA MEDICA 7.3.11-7.5.11	88,630.00
Peru	RIMAC INTERNACIONAL CIA DE SEGUROS	POLIZA VIDA 7.12.10-7.4.11	155,120.00
Peru	RIMAC INTERNACIONAL CIA DE SEGUROS	POLIZA VIDA LEY 07.07-07.09	72,580.00
Peru	RIMAC INTERNACIONAL CIA DE SEGUROS	POLIZA VIDA LEY EMPLEAD	158,490.00
Peru	PROMOTORA INTERAMERICANA DE SERVICIOS SA	POR COSTO DE SERV DE LIMP Y MA	259,520.00
Peru	RIMAC INTERNACIONAL CIA DE SEGUROS	PSGO POLIZA VIDA LEY EMPLEADOS	41,300.00
Peru	CESAR FELIPE BARRAZA RODRIGUEZ	REMODELACION OFICINA DEL CINU - 1RO	69,660.00
Peru	CENTRO DE EST Y PREV DE DESASTRES	REV.264915	36,710.00
Peru	PROMOTORA INTERAMERICANA DE SERVICIOS SA	SERV DE LIMP Y MANT DEP PODER	230,580.00
Peru	PROMOTORA INTERAMERICANA DE SERVICIOS SA	SERV DE LIMP Y MANT FEBRERO PO	225,680.00

Major Contracts for Services Placed by Agency During 2011 (Contracts of \$30,000 or more)

AGENCY			Contract Value
Location of Supplier	Name of Contractor	Description of Services	USD
Peru	PROMOTORA INTERAMERICANA DE SERVICIOS SA	SERV DE LIMP Y MANT MARZO PODE	225,680.00
Peru	PROMOTORA INTERAMERICANA DE SERVICIOS SA	SERV DE LIMPIEZA Y MANT ABRIL	225,680.00
UNDP Continued			
Peru	PROMOTORA INTERAMERICANA DE SERVICIOS SA	SERV LIMP Y MANT DE LAS DEPEND	256,260.00
Peru	PROMOTORA INTERAMERICANA DE SERVICIOS SA	SERV LIMP Y MANTENI 01-31.07.	232,270.00
Peru	PROMOTORA INTERAMERICANA DE SERVICIOS SA	SERV LIMPIEZA MANT PJ MAYO	230,580.00
Peru	PROMOTORA INTERAMERICANA DE SERVICIOS SA	SERV LIMPIEZA Y MANT 01-31.12.	213,990.00
Peru	PROMOTORA INTERAMERICANA DE SERVICIOS SA	SERV. LIMP Y MANT DE LAS DEPED	223,340.00
Philippines	MDGF 1656 DENR BASELINE AND CC IEC	16Sept to 15Nov2011 FR	66,900.00
Philippines	PHILIPPINE INFORMATION AGENCY	1st payment MOA_CBRED-PIA	42,190.00
Philippines	PHILIPPINE INFORMATION AGENCY	CBRED PIA MOA 2nd tranche 2011	84,570.00
Philippines	GHD Pty Ltd	Conduct of basiline study	37,410.00
Philippines	MARTIN HILARIO LANUZA MAPOLON	DSA	38,880.00
Philippines	TOMAS BASILLA LIMPO	DSA	38,880.00
Philippines	STRIDE-EARLY RECOVERY AND REHABILITATION	ERRCM November 2011 FR	282,190.00
Philippines	STRIDE-EARLY RECOVERY AND REHABILITATION	ERRCM_Sept 2011 FR	597,730.00
Philippines	STRIDE-EARLY RECOVERY AND REHABILITATION	Expense Distribution	139,340.00
Philippines	MARTIN HILARIO LANUZA MAPOLON	Fee	84,040.00
Philippines	TOMAS BASILLA LIMPO	Fee	84,040.00
Philippines	DSWD UNDP RECOVERY PROJECT FOR TYPHOON	Jan 2011 FR	65,940.00
Philippines	MDGF 1656 DENR BASELINE AND CC IEC	July -15Sept 2011 FR	50,180.00
Philippines	DSWD UNDP RECOVERY PROJECT FOR TYPHOON	July 2011 FR_DSWD ERP	87,340.00
Philippines	MELVIN SORIANO PADUA	Melvin Salary Apr-Dec_2011	49,500.00
Philippines	POYRY IDP CONSULT, INC	S) Training	324,870.00
Philippines	CEST, INCORPORATED	S) Training	287,270.00
Philippines	NEW WORLD INT'L DEVT PHILS. INC.	UNV +10 Regional Workshop- hot	44,970.00
Portugal	MANUEL MARQUES FERREIRA	3rd Tranche Consultancy Servic	36,400.00
Portugal	INTEGRACAO E INOVACAO CONSULT. DE GESTAO	Contracts	137,500.00
Portugal	INTEGRACAO E INOVACAO CONSULT. DE GESTAO	Disaster preparedness	75,000.00
Portugal	SLG-SOCIEDADE LUSA DE GEOENGENHARIA,LDA	E) Civil engineering	112,570.00
Portugal	MCKINSEY INTERNATIONAL INC	PROCUREMENT SERVICES	220,000.00
Portugal	MANUEL MARQUES FERREIRA	Reversal 3rd Tranche MANUEL	36,400.00
Portugal	MANUEL MARQUES FERREIRA	Reversal V#42736 MANUEL M F	32,760.00
Portugal	MANUEL MARQUES FERREIRA	Reversal V45709 Manuel M F	36,400.00
Portugal	SLG-SOCIEDADE LUSA DE GEOENGENHARIA,LDA	S) Civil engineering	225,130.00
Portugal	QUIDGEST / CESO CI	S) Intl Consultants - Support	35,140.00
Portugal	RICARDO BRUNO GODINHO GOMES	S) Intl Consultants-Technical	84,160.00
Portugal	CLAUDIA DALL ANTONIA CORTE REAL LUCENA	S) Intl Consultants-Technical	32,000.00
Portugal	INTEGRACAO E INOVACAO CONSULT. DE GESTAO	S) Service Contract	137,500.00
Romania	PERFECT TOUR SRL	accom. and transl. electoral a	42,180.00
Romania	SC INFOSMART CONSULTING SRL	Admin serv SatuMare BI	45,970.00
Romania	RUWATIM Soc. de manag. a apelor urbane	Administrative serv Timis BI	53,610.00
Romania	A.F. MARCOTEC BUCURESTI CEM SRL	E) Mass communication services	1,035,250.00
Romania	FEDERATIA ORG. NEGUVERNAMENTALE PT DEZV.	Expense Distribution	38,440.00
Russian Federation	NPP "TRANSPARENT WORLD"	1PAYM CTR#11/06-15-H?_15.06.11	57,380.00
Russian Federation	WILD NATURE PROTECTION CENTRE	2 PAYM CTR# 01/09_01.09.10	41,500.00
Russian Federation	GU "NII ARCTIC&ANTARCTIC"	2 paym CTR#17/5_17.05.2010	31,970.00
Russian Federation	NON COMMERCIAL PARTNERSHIP 'ESVERO'	2INSTALLM/CTR/141/2010/ESVERO	40,420.00
Russian Federation	FOND RAZVITIYA ECOTURIZMA 'DERSU UZALA'	2ndpmnt ecotourism strategy KZ	33,610.00
Russian Federation	INSTITUTE OF FOREST SB RAS	3 PAYM CTR # 288_26.04.10	62,010.00
Russian Federation	WWF RUSSIA	3rd PAYM COOPER.AGR_11.05.10	44,140.00
Russian Federation	WILD NATURE PROTECTION CENTRE	ADV PAYM CTR#01/07/11_01.07.11	73,920.00
Russian Federation	CENTRE FOR INTERNATIONAL PROJECTS ANO	ADV PAYM CTR#03/04-11_28.04.11	104,580.00
Russian Federation	DAURSKY BIOSPHERE RESERVE (ZAPOVEDNIK)	ADV PAYM CTR#53_01.07.11	53,480.00
Russian Federation	FGU CENTR-CHERNOZEMNIY RESERVE (ALEHINA)	ADV PAYM TARGET FINANCING CTR	37,240.00
Russian Federation	STB TOURS OOO	Conference organizing services	31,080.00
Russian Federation	AE Center for Entrepreneurship Developme	Development assistance	121,310.00
Russian Federation	FEDERAL CENTRE FOR ENERGY	FIN REPORT 1 QUART 2011 - MAR	96,450.00
Russian Federation	FGUP VOSTSIBLESPROJECT	FIN REPORT 1Q 2011 MARCH	39,000.00
Russian Federation	RUSDEM-ENERGOEFFECT	FIN REPORT 3 QUART 2011 - SEPT	197,620.00
Russian Federation	RUSDEM-ENERGOEFFECT	FIN REPORT AUG 2011 - AUG 1-19	42,030.00
Russian Federation	INSTITUTE OF FOREST SB RAS	FINAL PAYM CTR# 288_26.04.10	55,630.00
Russian Federation	UN CHILDREN FUND	Rent	120,340.00
Russian Federation	UN CHILDREN FUND	Rent - 1 QURATER	103,760.00
Russian Federation	UN CHILDREN FUND	Rent - 2 QUARTER	63,670.00
Russian Federation	NGO ORION	SECOND PAYM CTR# 1_14.03.11	32,990.00
Rwanda	RODDOM CONSULT LTD	2nd Installment after Study Re	30,840.00
Rwanda	BIOGAS REC COMPANY	BIOGAS REC COMPANY	117,270.00
Rwanda	BIOGAS REC COMPANY	Construction of Biogas System	86,470.00
Rwanda	IRDIP - Institut de R & D pour la Paix	CONSULT FEE/RESEARCH BAROMETER	86,000.00
Rwanda	STEPHEN KARENGERA	Consultancy fees	33,000.00
Rwanda	COMMISSION DES DROITS DE LA PERSONNE	FR 1ST QUARTER 2011	103,970.00
Rwanda	NEC-PNUD	FR 1ST QUARTER ADVANCE 2011	56,670.00
Rwanda	NATIONAL WOMEN COUNCIL	FR 1ST QUARTER ADVANCE 2011	54,520.00
Rwanda	MINITERE DEMP	FR 2ND QUARTER 2011	35,480.00
Rwanda	INTEGRATED DEVELOPMENT INITIATIVE PROJEC	FR 3rd Quarter 2011	357,890.00
Rwanda	RWANDA PEACE ACADEMY	FR 3RD QUARTER 2011	88,380.00
Rwanda	POVERTY ENVIRONMENT INITIATIVE	FR 3rd Quarter 2011	35,750.00
Rwanda	POVERTY ENVIRONMENT INITIATIVE	FR 4th Quarter 2011	35,860.00
Rwanda	RWANDA PEACE ACADEMY	FR 4th Quarter Advance_Part1	331,720.00
Rwanda	APPUI A LA REFORME DE L'ADMINISTRATION P	FR Advance Dec 2010	43,670.00
Rwanda	BIOGAS REC COMPANY	JV to correct voucher 34499	117,270.00
Rwanda	ENVIROTECH CONSULT	Planting bamboo trees	33,990.00
Rwanda	BIOGAS REC COMPANY	REF Invoice N°01/08/02/2011	115,920.00
Rwanda	OMD RWANDA	Social economic impact studies	34,940.00
Saint Kitts and Nevis	ISLAND PLANNING SERVICES	CONTRACT FEES UNDER CONTRACT W	50,160.00
Saint Kitts and Nevis	ISLAND PLANNING SERVICES	E) Local Consultants-Technical	100,320.00
Saint Vincent & the Grenadines	INSTITUTE FOR ENVIRON RESEARCH&TECH	CONTRACT FEES	50,160.00
Samoa	South Pacific Regional Environment Prog.	2nd qtr FF 2011	77,450.00
Samoa	South Pacific Regional Environment Prog.	2nd qtr FF 2011 p1	109,460.00
Samoa	South Pacific Regional Environment Prog.	2nd qtr FF PACC p2	273,420.00
Samoa	South Pacific Regional Environment Prog.	3RD QTR FF 2011	55,140.00
Samoa	South Pacific Regional Environment Prog.	Expense Distribution	834,840.00
Samoa	South Pacific Regional Environment Prog.	PACC 1 QTR FF 2011	273,130.00
Samoa	South Pacific Regional Environment Prog.	PACC 1 QTR FF 2011 Part 2	90,390.00
Samoa	South Pacific Regional Environment Prog.	PACC 4 QTR FF 2010 part 1	36,430.00
Samoa	South Pacific Regional Environment Prog.	PACC 4 QTR FF 2010 part 2	168,220.00
Samoa	South Pacific Regional Environment Prog.	PIGGAREP 1 QTR FF 2011 Part 2	215,170.00
Sao Tome and Principe	TESE-ASSOCIACAO PARA O DESENVOLVIMENTO	40% CONSULTANCY FEES ? FINAL S	74,210.00
Sao Tome and Principe	ZATONA-ADIL	AVANCE DE FONDOS ACT 3.6.2	37,000.00
Sao Tome and Principe	SOCIEDADE DE CONST E PRESTAÇÃO SERVIÇOS	MINEL LDA SECOND PAYMENT OF 80	74,950.00
Saudi Arabia	KHABARI FOR ADMINISTRATIVE CONSULTATION	10% Increase of the contract	160,000.00
Saudi Arabia	RIYADH EXHIBITIONS CO LTD	Not Defined	212,970.00
Saudi Arabia	KING ABDULAZIZ CITY FOR NATIONAL DIALOGU	Not Defined	100,800.00
Saudi Arabia	NCB CAPITAL	Not Defined	34,670.00
Saudi Arabia	SAUD HOMOUD ALSEHALI	Not Defined	48,000.00
Saudi Arabia	SAUD HOMOUD ALSEHALI	Not Defined	48,000.00
Saudi Arabia	NCB CAPITAL	Not Defined	34,670.00
Saudi Arabia	KHABARI FOR ADMINISTRATIVE CONSULTATION	Not Defined	640,000.00
Saudi Arabia	NCB CAPITAL	Not Defined	34,670.00
Saudi Arabia	National Center for Youth Studies	Not Defined	36,160.00
Saudi Arabia	SAUD HOMOUD ALSEHALI	Not Defined	96,000.00
Saudi Arabia	NCB CAPITAL	Not Defined	34,670.00
Saudi Arabia	DEUTSCHE GESELLSCHAFT FUER TECHNISCHE ZU	Not Defined	264,420.00

Major Contracts for Services Placed by Agency During 2011 (Contracts of \$30,000 or more)

AGENCY			Contract Value
Location of Supplier	Name of Contractor	Description of Services	USD
Saudi Arabia	ALKHOZAMA MANAGEMENT COMPANY	Not Defined	92,670.00
Saudi Arabia	NCB CAPITAL	Not Defined	34,670.00
UNDP Continued			
Saudi Arabia	DEUTSCHE GESELLSCHAFT FUER TECHNISCHE ZU	5th Workshop expeinses	260,540.00
Saudi Arabia	DEUTSCHE GESELLSCHAFT FUER TECHNISCHE ZU	6th workshop	200,550.00
Saudi Arabia	DEUTSCHE GESELLSCHAFT FUER TECHNISCHE ZU	7th workshop	137,150.00
Saudi Arabia	Intex Solutions	Annual subscription fee	32,160.00
Saudi Arabia	Wallan Aviation	Arial Survey Makkah, Abha, Jiz	219,470.00
Saudi Arabia	Wallan Aviation	Arial Survey Tabouk and Jouf	200,210.00
Saudi Arabia	KHABARI FOR ADMINISTRATIVE CONSULTATION	Consulting Services	853,330.00
Saudi Arabia	TAWARTH FOR RESTORATION OF MONUMENTS AND	develop tourism site in Tabouk	79,370.00
Saudi Arabia	HAMIL ALMESK TRADING COMPANY	Gift	39,200.00
Saudi Arabia	ALMUTALQ & BUNUHAYAH ENGINEERING CO	Heritage hotel in samhan, Deri	66,670.00
Saudi Arabia	KING ABDULAZIZ CITY FOR NATIONAL DIALOGU	Last Payment	43,200.00
Saudi Arabia	Shumool Real State Co.	Rental of office 12+13 (Feb 11	83,160.00
Senegal	CABINET D'ARCHITECTURE COUNDOUL	"Paiement de 40% à la réception def	36,140.00
Senegal	Immobilier S.A	1st Qter11RENT Point E Office	36,110.00
Senegal	MAFATIM ENTREPRISES	ACHAT EQUIPEMENTS HYDRAULIQUES	91,990.00
Senegal	PROG.D APPUI DEV RESEAUX TERRITORIAUX	DONOR 10463	164,640.00
Senegal	PROG.D APPUI DEV RESEAUX TERRITORIAUX	DONOR 10959	45,710.00
Senegal	EMERGENCE CONSULTING	E) Feasibility studies	40,000.00
Senegal	CELLULE D'APPUI PROJETS/PROGRAMMES	Expense Distribution	152,940.00
Senegal	PROG RENF CAPACITES BONNE GOUVERNANCE	Expense Distribution	65,990.00
Senegal	PROGRAMME NATIONAL PLATEFORMES	Expense Distribution	58,090.00
Senegal	FDL APPUI DECENTRALISATION AXE MA/SL/LOU	Expense Distribution	49,750.00
Senegal	PROGRAMME D'APPUI STRATEGIE PAUVRETE	FDS TRAC	97,830.00
Senegal	AFRIQUE ASCENSEUR	Fin travaux montage/avant mise	30,150.00
Senegal	PROJ NAT. COHESION SOCIALE EMP. DES JEUN	FONDS 30000	271,830.00
Senegal	PROJET AMEL/VAL SERV ECOSYST FORESTIERS	FONDS 30000	149,310.00
Senegal	PROGRAMME NATIONAL PLATEFORMES	FONDS 30000	56,870.00
Senegal	FDL APPUI DECENTRALISATION AXE MA/SL/LOU	FONDS 30000	46,100.00
Senegal	INTEGRAT° ET ADPATAT° AU CHANGEMENT CLIM	FONDS 32045	418,970.00
Senegal	GESTION INTEGREE QUATRE PAYSAGES TII	FONDS 62000	112,360.00
Senegal	REGENERAT/GESTION SOLS BASSIN ARACHIDIER	FONDS 62000	61,520.00
Senegal	REGENERAT/GESTION SOLS BASSIN ARACHIDIER	FONDS FEM	140,700.00
Senegal	PROGRAMME NATIONAL PLATEFORMES	FONDS GATES	94,130.00
Senegal	FDL APPUI DECENTRALISATION AXE MA/SL/LOU	FONDS LUX	90,290.00
Senegal	PROGRAMME NATIONAL PLATEFORMES	FONDS TRAC	217,590.00
Senegal	PROGRAMME D'APPUI STRATEGIE PAUVRETE	FONDS TRAC	197,150.00
Senegal	GESTION INTEGREE QUATRE PAYSAGES TII	FONDS TRAC	187,000.00
Senegal	PROG RENF CAPACITES BONNE GOUVERNANCE	FONDS TRAC	102,320.00
Senegal	CELLULE D'APPUI PROJETS/PROGRAMMES	FONDS TRAC	78,560.00
Senegal	PROG.D APPUI DEV RESEAUX TERRITORIAUX	FONDS TRAC	49,620.00
Senegal	PADEL/PNDL	FONDS TRAC	33,630.00
Senegal	PALPS/MF	FONDS TRAC	32,140.00
Senegal	PAPE TOUTY SOW	Honoraires consultants	76,550.00
Senegal	DAN:OFFICE	HP 2740P TABLET NOTEBOOK	218,300.00
Senegal	SCI - WOLLE S.A.	JULY-SEPTEMBER 2011	162,870.00
Senegal	SCI - WOLLE S.A.	LOYER	99,830.00
Senegal	Immobilier S.A	Loyer 3eme TRIM 2011 RC-D	37,890.00
Senegal	Immobilier S.A	Loyer trimestre Octobre, Novem	37,490.00
Senegal	CABINET D'ARCHITECTURE COUNDOUL	Paiement de 45% a la reception	40,650.00
Senegal	CABINET D'ARCHITECTURE COUNDOUL	Paiement de 45% a la reception des	40,650.00
Senegal	SCI - WOLLE S.A.	Paiement Loyer 1er trimestre	150,250.00
Senegal	SCI - WOLLE S.A.	Paiement Loyer 2ème trimestre/	161,040.00
Senegal	Immobilier S.A	Paiement loyer du bureau pour	38,710.00
Senegal	SOCIETE DE TRANSPORT ET DE TRAVAUX PUBLI	PAIEMENT RETENUE GARANTIE 10%	33,830.00
Senegal	NDIONGUE CHEIKHOU TIDIANE	S) Intl Consultants-Technical	34,530.00
Senegal	Ndeye Rose Sarr	Service Contract Individual	66,000.00
Senegal	Solange Bandiaky	SSA for 200 working days @\$400.00/	80,000.00
Senegal	PROGRAMME TACC	TRAC	88,980.00
Senegal	DIGI-CAO	Travaux d'aménagement immeuble SICA	70,500.00
Senegal	ELY DIENG	Upon certification of satisfactory	48,950.00
Sierra Leone	BOB MORIES GENERAL CONSTRUCTION SERVICES	CONSTRUCTION	39,830.00
Sierra Leone	Political Parties Registration Commissio	ops to political parties	498,660.00
Sierra Leone	ADEL MULLAH	PAYMENT OF RENT 4 UNDP OFFICE	41,110.00
Sierra Leone	ADEL MULLAH	PAYMENT OF RENT FOR UNDP	82,230.00
Sierra Leone	KENEMA DISTRICT COUNCIL	PMT CADASTRE REVENUE COLLECTIO	35,000.00
Sierra Leone	METEOROLOGICAL DEPARTMENT	Procurement of weather stations	254,030.00
Sierra Leone	ADEL MULLAH	RENT UNDP NOV,DEC&JAN 2012	41,110.00
Sierra Leone	ROKEL COMMERCIAL BANK	SALARIES SLBC STAFF MAR-APR 11	57,430.00
Sierra Leone	ROKEL COMMERCIAL BANK	SALARY FOR SLBC STAFF MAY 2011	40,640.00
Sierra Leone	MINKIM ENTERPRISES	Trucks	86,500.00
Singapore	ENVIRONMENTAL PROFESSIONALS (ENVIRO PRO)	6TH PAYMENT ENVIROPRO (EIA CLU	49,450.00
Singapore	UNITED OVERSEAS INSURANCE	CDRT Stff Premium for 2010	49,290.00
Singapore	WEICHU PRIVATE LIMITED	Consultancy Fee	74,160.00
Singapore	TREVOR DANIEL CLARK	Consultancy Fee	79,200.00
Singapore	UNITED OVERSEAS INSURANCE	ICDP Project Staff Insurance P	32,920.00
Slovak Republic	Energy centre	2011 3Q Advance Expend 3Q 2011	53,070.00
Slovak Republic	IBS SLOVAKIA, s.r.o.	EvMNG final installment	32,760.00
Slovak Republic	TNS Slovakia,s.r.o.	PS2010/13 TNS SVK, 2nd Inst.	46,020.00
Slovak Republic	TNS Slovakia,s.r.o.	PS2010/13 TNS SVK, 3rd Inst.	32,930.00
Slovak Republic	TNS Slovakia,s.r.o.	PS2010/13 TNS SVK, Final Inst.	32,930.00
Slovak Republic	Ministerstvo zahraničných vecí SR	Special Review DCD/DAC(2011)31	44,680.00
Slovenia	Elektroinstitut Milan Vidmar	I instalment	31,680.00
Solomon Islands	PACIFIC ISLANDS FORUM FISHERIES AGENCY	FFA_Q1/11_FR_USD298884.63	257,800.00
Solomon Islands	PACIFIC ISLANDS FORUM FISHERIES AGENCY	FFA_Q2/11_FR_USD117510.63	55,340.00
Solomon Islands	PACIFIC ISLANDS FORUM FISHERIES AGENCY	PIOFM_REVERSAL_ENTRY_2010	322,760.00
Solomon Islands	PACIFIC ISLANDS FORUM FISHERIES AGENCY	Q3'11_FR_PIOFM_US\$152,823.60	71,570.00
Solomon Islands	ICT SERVICES	Server for SUB OFFICE refer to	37,630.00
Somalia	HARGEISA UNIVERSITY	1st installment of Jud Trainin	51,210.00
Somalia	PUNTLAND AIDS COMMISSION	1st Tranche Disbursement to Pu	82,490.00
Somalia	MINISTRY OF INTERIOR	2nd installment for Mandera al	67,470.00
Somalia	MINISTRY OF INTERIOR	3rd tranche for support mander	65,770.00
Somalia	HARGEISA UNIVERSITY	3rd tranche of UoH Legal clini	32,940.00
Somalia	MINISTRY OF INTERIOR	4th tranche for the support of	65,770.00
Somalia	APJV	APJV 56661 Reversal entries	53,150.00
Somalia	APJV	AVR TRAC Reversals to EC Funds	106,670.00
Somalia	HOME STAR CIVIL ENG & CONSTRUCTION CO	Building construction	74,440.00
Somalia	BILAL CONSTRUCTION & TRADING COMPANY	Civil engineering	147,490.00
Somalia	APJV	Const Reversals to SIDA funds	64,580.00
Somalia	APJV	CP reversals - PBF to Belgian	73,180.00
Somalia	APJV	CP reversals to Japanese Funds	88,030.00
Somalia	APJV	Dec 2011 AVR Reversals	130,320.00
Somalia	SOMALI CONSULTANT ASSOCIATION	E) Civil engineering	31,340.00
Somalia	MINISTRY OF INTERIOR	E) Police services	185,840.00
Somalia	THE PUNTLAND LEGAL AID CENTRE	E) Population services	47,110.00
Somalia	HARGEISA UNIVERSITY	E) Social development	49,610.00
Somalia	PUNTLAND STATE UNIVERSITY	E) Social development	35,910.00
Somalia	HARGEISA UNIVERSITY	E) Training and development	40,000.00
Somalia	SOMALILAND LAWYER'S ASSOCIATION	E) Training and development	35,200.00
Somalia	SOMALILAND WOMEN LAWYERS ASSOCIATION	E) Training and development	34,150.00
Somalia	MINISTRY OF INTERIOR	First installment	65,420.00
Somalia	MINISTRY OF INTERIOR	First installment for Pol refo	62,440.00

Major Contracts for Services Placed by Agency During 2011 (Contracts of \$30,000 or more)

AGENCY			Contract Value
Location of Supplier	Name of Contractor	Description of Services	USD
Somalia	HORN PEACE FOR HUMAN RIGHTS DEVELOPMENT	Horn peace first installment	32,610.00
Somalia	MINISTRY OF INTERIOR	LOA for the reform payment in	35,100.00
UNDP Continued			
Somalia	HARGEISA UNIVERSITY	MCGA for leg clinic-first inst	39,100.00
Somalia	APJV	Nov 2011 Constitution Reversa	80,000.00
Somalia	APJV	Nov 2011 SIDP reversals	290,840.00
Somalia	SOMALI CONSULTANTS FOR ORGANIZATIONAL DE	Payment for Technical, Monitor	52,720.00
Somalia	AWALE DRILLING & ENGINEERING COMPANY	Payment of balnces on the dril	33,440.00
Somalia	MINISTRY OF INTERIOR	Payment of last installment of	36,300.00
Somalia	MINISTRY OF INTERIOR	Payment of the first quarter f	66,880.00
Somalia	MINISTRY OF INTERIOR	Reform payment from Sept to De	35,100.00
Somalia	MINISTRY OF INTERIOR	Reform payment in July and Aug	35,100.00
Somalia	NUR HASSAN IMAN	Rent Iman Compound May - Oct 2	90,000.00
Somalia	APJV	Reversals RC office Aug 2011	46,290.00
Somalia	APJV	ROLS CP TRAC Reversals	190,930.00
Somalia	APJV	ROLS TRAC reversals to Stipend	258,070.00
Somalia	CENTER FOR PEACE AND DEMOCRACY	S) Management development	31,600.00
Somalia	KOW MEDIA COOP	S) Methodology and analysis	198,000.00
Somalia	THE PUNTLAND LEGAL AID CENTRE	S) Non governmental organizati	52,510.00
Somalia	SOMALILAND LAWYER'S ASSOCIATION	S) Non governmental organizati	35,200.00
Somalia	MINISTRY OF INTERIOR	S) Police services	662,630.00
Somalia	SOMALI RELIEF SOCEITY	S) Social development	61,290.00
Somalia	MINISTRY OF INTERIOR	S) Social development	43,420.00
Somalia	NAGAAD	S) Social development	37,000.00
Somalia	OBSERVATORY OF CONFLICT AND VIOLENCE PRE	S) Training	97,990.00
Somalia	KOW MEDIA COOP	S) Training	68,850.00
Somalia	APJV	SIDA Constitut reversals to EC	53,150.00
Somalia	APJV	SIDP EC reversals to DFID fund	117,300.00
Somalia	APJV	SIDP EC reversals to SIDA fund	377,690.00
Somalia	SOMALILAND LAWYER'S ASSOCIATION	Solla 2nd tranche	35,200.00
Somalia	SOMALILAND LAWYER'S ASSOCIATION	SOLLA first installment 2011	43,450.00
Somalia	MINISTRY OF INTERIOR	SPU allowance for the month of	30,610.00
Somalia	MINISTRY OF INTERIOR	Third installment for Mandera	65,100.00
Somalia	TOYOTA GIBRALTAH STOCKHOLDINGS LIMITED	Toyota -4WD Land Cruiser Hardt	139,340.00
Somalia	HARGEISA UNIVERSITY	UoH legal clinic 2nd tranche	37,600.00
South Africa	LITHOTECH EXPORTS	10MP Digital Cameras (w/ same	126,890.00
South Africa	NELSON MANDELA BAY METROPOLITAN MUNICIPA	370340, 373555, 381469, 388393	211,130.00
South Africa	ENVIRONMENTAL SYSTEMS RESEARCH INSTITUTE	50% GIS upgrading ECZ	31,960.00
South Africa	SSI ENGINEERS and ENVIROMENTAL CONSULTAN	60% upon submission of the dra	30,540.00
South Africa	CENTRE FOR ECONOMIC GOVERNANCE AND AIDS	aids resources gauteng	50,760.00
South Africa	PricewaterhouseCoopers Incorporated	Audit Fees Payment	51,960.00
South Africa	REN-FORM CC	Ballot 2 to 3 candidates	56,990.00
South Africa	REN-FORM CC	Ballot 4 or 5 candidates	33,760.00
South Africa	UNIVERSAL PRINT GROUP	Ballot papers for Comoros elec	213,960.00
South Africa	COMMUNICATION WORKS CC-199502370323	Communication Works (Angela Bester)	56,000.00
South Africa	SHERATON PRETORIA HOTEL	Conference organizing services	30,730.00
South Africa	Chantal Richey	Consultancy fee for GOAL/WASH STA :	98,400.00
South Africa	DALENE GOOSEN	Consulting services - JTF	40,500.00
South Africa	MECHEM (PTY), LTD	Contracts	59,730.00
South Africa	EASTERN CAPE	CORRECTING NEX ADVANCE ERRORS	85,180.00
South Africa	NATIONAL BOTANICAL INSTITUTE - SABONET	CORRECTION OF ERROR APJV24477	45,200.00
South Africa	REN-FORM CC	Cost of delivery DDU Bangui	77,190.00
South Africa	GENDERLINKS	Desktop research, document rev	34,550.00
South Africa	ENERGY CYBERNETICS	Energy related training	58,280.00
South Africa	EAGLE TECHNOLOGY	Expense Distribution	101,370.00
South Africa	FRIK OLIVIER	Expense Distribution	63,000.00
South Africa	PEGASYS STRATEGY AND DEVELOPMENT	final payment for the economic	50,580.00
South Africa	SOUTH AFRICAN NATIONAL BIODIVERSITY INST	FR Q1 2011 GRASSLANDS	511,860.00
South Africa	EASTERN CAPE PARKS BOARD	FR Q1 2011 -WILD COAST	147,900.00
South Africa	EASTERN CAPE PARKS BOARD	FR Q2 2011 -WILD COAST	153,140.00
South Africa	SOUTH AFRICAN NATIONAL BIODIVERSITY INST	FR Q2-2011 -GRASSLANDS	317,560.00
South Africa	SOUTH AFRICAN NATIONAL BIODIVERSITY INST	FR Q3 2011 GRASSLANDS	445,850.00
South Africa	EASTERN CAPE PARKS BOARD	FR Q3 2011 wildcoast	217,370.00
South Africa	ENVIRONMENTAL SYSTEMS RESEARCH INSTITUTE	GIS upgrading to latest versio	31,960.00
South Africa	SAIEA	IC Payment to P Tarr	35,250.00
South Africa	Mamello Khuto	IC remuneration	43,380.00
South Africa	JOHANNES PETRUS ROBINSON	J. ROBINSON/ SSA, SALARY JAN-DEC 20	123,550.00
South Africa	MECHEM (PTY), LTD	Last Tranche EOD Training	59,730.00
South Africa	Health & Development Africa (Pty) Ltd.	Management consultants	31,670.00
South Africa	MECHEM (PTY) LTD	Management contracts	100,000.00
South Africa	The Power consortium PTY Ltd.	MULTI SECTORAL PROJECT MANAGEM	68,640.00
South Africa	The Power consortium PTY Ltd.	MULTI SECTORAL PROJECT MANAGEMENT A	180,000.00
South Africa	RMB PROPERTIES	Office Rental and parking	285,430.00
South Africa	IDASA	OGC Contract for Professional	87,250.00
South Africa	NETSYS INTERNATIONAL (PTY) LTD	PAYMENT OF 80% UPON RECEIVING	56,740.00
South Africa	GENDERLINKS	Payment upon signature of the	69,100.00
South Africa	GENDERLINKS	Printing material, logistical	69,100.00
South Africa	RMB PROPERTIES	Rent	465,230.00
South Africa	OUT	S) Aids prevention or control	35,000.00
South Africa	JAMES JOHN JACKELMAN	S) Intl Consultants - Support	48,000.00
South Africa	PHILIP VISSER	S) Intl Consultants-Technical	47,400.00
South Africa	SPIES, CHRISTOFFEL F.J.	S) Intl Consultants-Technical	34,500.00
South Africa	ADT SECURITY	SECURITY FOR UN HOUSE-APRIL-MA	56,220.00
South Africa	STALLION SECURITY	Security Services	86,260.00
South Africa	ENERGY CYBERNETICS	Training	56,360.00
South Africa	HEALTH & DEVELOPMENT AFRICA (PTY) LTD	UNAIDS/MPUMALANGA/TSF/HDA	37,600.00
South Africa	PEACE MISSION TRAINING CENTRE	usd395,667.60 output 1	320,520.00
Spain	BEEB BUREAU OF ENVIROMENTAL EXPERTS AIE	0024 27 pago resultado 9 y 10	42,820.00
Spain	INKOA SISTEMAS S.L.	15% upon submission of advance	71,240.00
Spain	FUNDACION TECNALIA RESEARCH & INNOVATION	Amendment 41/10	39,830.00
Spain	NOVA- CENTRE PER A LA INNOVACIO SOCIAL	Contracts/ Final Payment	60,000.00
Spain	INDRA SISTEMAS, S.A.	Contrato F.06-0066-A - Pago co	448,970.00
Spain	GREENMAX CAPITAL ADVISORS IBERIA S.L.	ESTUDIO DE VIABILIDAD IMPLEMEN	34,970.00
Spain	OVIDIO IBANEZ LOPEZ	Expense Distribution	47,550.00
Spain	INDRA SISTEMAS, S.A.	F-06-0066-C, Automatizacion de	1,766,260.00
Spain	Centro de Info/Documentación Barcelona	GRANT Cidob II installment	37,750.00
Spain	CORPORACION FRIGORIFICA FRIOMARKT SL	Livraison/Avance Installation	31,270.00
Spain	Centro de Info/Documentación Barcelona	Management advisory services	37,480.00
Spain	Fondo Andaluz de Municipios (FAMSI)	Nongovernmental liaison servic	60,000.00
Spain	LUIS BUSCARONS	Pago Salario Dr. Luis BUSCARON	50,450.00
Spain	Angelica Arbulu	PB/IC-MDGF/2011/28	69,760.00
Spain	Emilio Lopez Romero	PB/IC-MDGF/2011/53	31,500.00
Spain	Cecilia Rocha de la Fuente	PB/IC-MDGF/2011/72	42,750.00
Spain	BEEB BUREAU OF ENVIROMENTAL EXPERTS AIE	Resultado 3- 15% APROB. DE DOC	32,110.00
Spain	CHRISTIN YANN	S) Intl Consultants-Technical	52,500.00
Spain	COBOS FLORES FRANCISCO	S) Intl Consultants-Technical	45,500.00
Spain	Ferran Cabrero MIRET	SC Ferran Cabrero	43,700.00
Spain	HEGOA INSTITUTO	Seminars on HD, LED organized	30,550.00
Spain	HEGOA INSTITUTO DE ESTUDIOS SOBRE	SP217-Asit.Tecn.Conven. dic'10	33,620.00
Spain	CENTRE INTERNACIONAL DE METODES	SP46-Cont.DMQ-1er Pago Estudio	41,800.00
Spain	FUNDACION TECNALIA RESEARCH & INNOVATION	TECNALIA Milestone 2	61,210.00
Spain	FUNDACION TECNALIA RESEARCH & INNOVATION	TECNALIA Milestone 3	61,210.00
Spain	FUNDACION TECNALIA RESEARCH & INNOVATION	TECNALIA Milestone 4	61,210.00
Spain	FUNDACION TECNALIA RESEARCH & INNOVATION	TECNALIA Milestone 5	61,210.00

Major Contracts for Services Placed by Agency During 2011 (Contracts of \$30,000 or more)

AGENCY			Contract Value
Location of Supplier	Name of Contractor	Description of Services	USD
Spain	Fondo Andaluz de Municipios (FAMSI)	Third installment Grant FAMSI	60,000.00
Spain	TRAMA TECNOAMBIENTAL, SL	Upon satisfactory submission a	85,920.00
UNDP Continued			
Spain	TRAMA TECNOAMBIENTAL, SL	Upon satisfactory submission and ap	125,920.00
Sri Lanka	LUMINEX PRIVATE LIMITED	AMP-60535-05-PROGRESSIVE PAYME	39,720.00
Sri Lanka	EDIRIWEERA CONSTRUCTION	AMP-60535-10-PROGRESSIVE PAYME	49,420.00
Sri Lanka	NAWALOKA INDUSTRIES PVT LTD	BARBED WIRE GAUGE 14 25KG ROLL	36,720.00
Sri Lanka	SARVODAYA LEGAL SERVICES MOVEMENT	Community Legal Empowerment	31,760.00
Sri Lanka	SYNERGY INTERNATIONAL SYSTEMS INC.	Contract for Professional Servi	45,410.00
Sri Lanka	ZANU CONSTRUCTION WORKS	CWC- CONSTRUCTION OF Teachers Quart	73,420.00
Sri Lanka	NAZEEHA CONSTRUCTION	CWC-BAT/60535/05/D/06	49,550.00
Sri Lanka	EAST LANKA METAL PRODUCTS	CWC-BAT/60535/06/E/01	38,520.00
Sri Lanka	HANI ENGINEERING WORKS	CWC-BAT/60535/08/B/07	148,120.00
Sri Lanka	NIPUNA CONTRACTORS	CWC-BAT/60535/08/B/09	31,140.00
Sri Lanka	THUSHA CONTRACTORS	CWC-KIL/72832/01-01-C -Inthupur roa	36,520.00
Sri Lanka	TARMAC ENGINEERING (PVT) LTD	CWC-MAN/72832/05B CONSTRUCTION OF A	40,010.00
Sri Lanka	UTHAYAN BUILDERS	CWC-MUL/72832/02-01-A construction	79,340.00
Sri Lanka	UTHAYAN BUILDERS	CWC-VAV/72832/02B - Construction of	36,330.00
Sri Lanka	MEGA CONSTRUCTION & SUPPLIERS (PVT)LTD	CWC-VAV/72832/05C1 - Construction o	35,350.00
Sri Lanka	MEGA CONSTRUCTION & SUPPLIERS (PVT)LTD	CWC-VAV/72832/06B Construction of M	35,820.00
Sri Lanka	Resources Development Consultants (Pvt)	E) Civil engineering	59,570.00
Sri Lanka	ANCHENEYE CONSTRUCTION	E) CWC-TRI/72832/03B Dam constructi	131,500.00
Sri Lanka	SOCIAL ORGANIZATION NETWORKING FOR DEVE	E) PROFESSIONAL SERVICE CONTRACT Ac	54,460.00
Sri Lanka	EMCIT ENGINEERS AND CONTRACTORS	E) Public structures	32,090.00
Sri Lanka	ITHIKULAM RURAL DEVELOPMENT SOCIETY	Expense Distribution	30,030.00
Sri Lanka	SIERRA CONSTRUCTION (PVT) LIMITED	Final Payment	57,600.00
Sri Lanka	SARVODAYA LEGAL SERVICES MOVEMENT	MOU - LEGAL EMP OF WOMEN	30,020.00
Sri Lanka	NEW AJASMIN INDUSTRIAL	Procurement of FRP Fishing Boa	30,150.00
Sri Lanka	STANDARD CHARTERED BANK	S) Service Contract	31,370.00
Sri Lanka	GUNALAN KARUPPANAN	Salary of Mr. Gunalan Karuppanan fr	39,250.00
Sri Lanka	GEOLOGICAL SURVEY AND MINES BUREAU	Survey, Mineral Resources	74,330.00
Sri Lanka	PODUJANA HIMIKAM KAMITUWA	Youth Empowerment-rush and reed TRA	33,100.00
Sudan	AFGAD CONSTRUCTION PVT. LTD. CO.	10% payment of the total contr	30,030.00
Sudan	ZHONHAO OVERSEAS CONSTRUCTION ENG. CO.	10% payment upon satisfactory	41,310.00
Sudan	ZHONGHAO OVERSEAS CONSTRUCTION ENG CO.LT	15% payment of the total contr	38,720.00
Sudan	ZHONGHAO OVERSEAS CONSTRUCTION ENG CO.LT	15% payment of the total contract a	77,430.00
Sudan	ECO-BUILDERS LTD	15% payment upon completion of	31,560.00
Sudan	ELSHARQ CENTER FOR CULTURE AND LEGAL AID	1st tranche-Micro Capital Gra	45,250.00
Sudan	ELSHARQ CENTER FOR CULTURE AND LEGAL AID	1st tranche-Micro Capital Grant -K	45,250.00
Sudan	AFGAD CONSTRUCTION PVT. LTD. CO.	20% payment of the total contr	120,110.00
Sudan	ZHONGHAO OVERSEAS CONSTRUCTION ENG CO.LT	20% payment of the total contract a	103,240.00
Sudan	ZHONHAO OVERSEAS CONSTRUCTION ENG. CO.	20% payment upon satisfactory	165,240.00
Sudan	ZHONGHAO OVERSEAS CONSTRUCTION ENG CO.LT	20%-3rd-paymnt-INV No.SS/R/L/3	51,620.00
Sudan	ZHONGHAO OVERSEAS CONSTRUCTION ENG CO.LT	20%pymt-2nd-Insta-INV.SS/R/L/2	51,620.00
Sudan	TAREK NOUR SUDANA	24 Billboards in various locat	53,830.00
Sudan	ELSHARQ CENTER FOR CULTURE AND LEGAL AID	2nd tranche-Micro Capital Grant -	57,560.00
Sudan	CHARITY ORG FOR REHABILITATION & DEVELOPM	2nd install: Up to 15% trainin	44,240.00
Sudan	SUDANESE RED CRESCENT SOCIETY	2nd Installment upon completio	60,930.00
Sudan	SUDANESE RED CRESCENT SOCIETY	2nd Installment upon completio	45,770.00
Sudan	ISLAMIC RELIEF AGENCY	3 rd Inst. -Reint.Support	89,640.00
Sudan	ZHONGHAO OVERSEAS CONSTRUCTION ENG CO.LT	30% payment of the total contr	77,430.00
Sudan	NILE GLOBAL LIMITED	30% payment of the total contr	46,310.00
Sudan	ZHONGHAO OVERSEAS CONSTRUCTION ENG CO.LT	30% payment of the total contract am	154,860.00
Sudan	ECO-BUILDERS LTD	30% payment upon completion of	63,120.00
Sudan	SUPER EAGLE GENERAL TRADING & CONST. CO.	30% payment upon completion of	58,250.00
Sudan	PRISM TRADING & CONSTRUCTION COMPANY LTD	30% payment upon completion of	31,250.00
Sudan	ZHONHAO OVERSEAS CONSTRUCTION ENG. CO.	30% upon satisfactory completi	123,930.00
Sudan	CHARITY ORG FOR REHABILITATION & DEVELOPM	3rd install: Up to 15% trainin	44,240.00
Sudan	SUDANESE RED CRESCENT SOCIETY	3rd Installment: payable upon	45,770.00
Sudan	CHARITY ORG FOR REHABILITATION & DEVELOPM	4th install: Up to 15% traini	44,240.00
Sudan	CHARITY ORG FOR REHABILITATION & DEVELOPM	5th install: Up to 15% trainin	44,240.00
Sudan	CHARITY ORG FOR REHABILITATION & DEVELOPM	6th install: Up to 15% trainin	44,240.00
Sudan	WFP KHARTOUM	A) Telephones	197,820.00
Sudan	FATEMFAD ENTERPRISE FOR STORING	Being cost amount for UNDP-GI	114,310.00
Sudan	EPAC	Being Cost Amount of Contract	94,010.00
Sudan	ELNOURUS REAL ESTATE INVEMENT COMPANY LT	Being cost amount of contract	154,060.00
Sudan	CSAC BUREAU	Bureau Rent for Jan-June 2011	42,000.00
Sudan	Save the Children Sweden	Completed for maximum caseload:	287,800.00
Sudan	MUBADIROON ORG. FOR PREV. OF DISASTER	Completion of all components of the	89,740.00
Sudan	Save the Children Sweden	Completion of all components/milest	472,710.00
Sudan	NEAR EAST FOUNDATION	Completion of all components/milest	103,430.00
Sudan	Nuba Mountains International Association	Completion of all components/milest	61,390.00
Sudan	CHARITY ORG FOR REHABILITATION & DEVELOPM	Completion of all components/milest	37,380.00
Sudan	MUBADIROON ORG. FOR PREV. OF DISASTER	Completion of the components on tr	134,620.00
Sudan	JASMAR HUMAN SECURITY ORGANIZATION	Completion of training for 50%	142,890.00
Sudan	PARTNER IN DEVELOPMENT SERVICES	Conducting Autonomous Saving &	30,900.00
Sudan	PARTNER IN DEVELOPMENT SERVICES	Conducting Autonomous Saving & Cred	103,000.00
Sudan	NEW SUDAN HOTEL	Conference hall, Lunch, water,	36,810.00
Sudan	NEW SUDAN HOTEL	Conference hall, Lunch, water, Tea	36,810.00
Sudan	ALATI ENGIN. & CONSTRUCTION ENTERPRISES	Construction of Abyei Parliame	107,310.00
Sudan	Alsahm Engineering, Contracting & M LTD	construction of additional flo	76,270.00
Sudan	Alsahm Engineering, Contracting & M LTD	construction of additional floor on	95,340.00
Sudan	M & M INTERNATIONAL	Construction of Algeniena Bloo	71,760.00
Sudan	TOMAK ENGINEERING	Construction of Elfahsir VCT-A	34,100.00
Sudan	TOMAK ENGINEERING	Construction of Elfashir Blood	114,710.00
Sudan	TIHRAGA ENGINEERING FOR BUILDINGS CO.	Construction of Vocational Tra	30,940.00
Sudan	ENGZ CONTRACTORS & CONSULTANTS	Construction of Women Centre i	40,690.00
Sudan	S & S FOR STEEL CONTRACTING CO.LTD.	Contruction of Nyala VCT	124,260.00
Sudan	CSAC BUREAU	CSAC Bureau Final rent payment	42,000.00
Sudan	CSAC BUREAU	CSAC Community Awareness prg	52,080.00
Sudan	IGAD CSSOs	CSSO Tech Allowances SEP 2011	143,180.00
Sudan	IGAD CSSOs	December 2011 CTA	149,480.00
Sudan	GROUP ENGINEERING SERVICES AND CONSTRUCT	Document No.2 Upon completion	51,450.00
Sudan	GROUP ENGINEERING SERVICES AND CONSTRUCT	Document No.4 Upon completion	82,010.00
Sudan	Sarron Construction Ltd	Document No.4 Upon completion	69,920.00
Sudan	BROS AND COMPANY LTD	Document No.4 Upon completion	39,160.00
Sudan	GROUP ENGINEERING SERVICES AND CONSTRUCT	Document No.4 Upon completion of ro	82,010.00
Sudan	Sarron Construction Ltd	Document No.4 Upon completion of ro	69,920.00
Sudan	BROS AND COMPANY LTD	Document No.4 Upon completion of ro	39,160.00
Sudan	HUMANITARIAN AID & DEVELOPMENT ORGNIZATI	E) Animal containment	187,330.00
Sudan	IGAD CSSOs	Ethiopia CSSO Settlement Allow	54,000.00
Sudan	IGAD CSSOs	Ethiopia December 11 CTA	172,610.00
Sudan	ZHONHAO OVERSEAS CONSTRUCTION ENG. CO.	Expense Distribution	206,550.00
Sudan	WFP KHARTOUM	Expense Distribution	148,210.00
Sudan	PAN-CHINA CONSTRUCTION GROUP CO.LTD	Final Document No.9	33,250.00
Sudan	Nuba Mountains International Association	First Advance Payment will be	39,860.00
Sudan	Nuba Mountains International Association	First Advance Payment will be made	39,860.00
Sudan	Women Union South Kordofan	First installment upon signatu	32,770.00
Sudan	Sudanese Development Initiative	First tranche will be made upo	35,010.00
Sudan	HERON CAMPSITE	Full Board Accommodation for 2	47,790.00
Sudan	HERON CAMPSITE	Full Board Accommodation for 22 par	47,790.00
Sudan	VET-CARE ORGANIZATION	G) Animal containment	1,073,240.00
Sudan	Save the Children Sweden	G) Animal containment	398,480.00
Sudan	CHARITY ORG FOR REHABILITATION & DEVELOPM	G) Animal containment	37,640.00

Major Contracts for Services Placed by Agency During 2011 (Contracts of \$30,000 or more)

AGENCY			Contract Value
Location of Supplier	Name of Contractor	Description of Services	USD
Sudan	UNHCR KHARTOUM	HR-Direct program cost	41,060.00
Sudan	NORTH SOUTH CONSULTANTS EXCHANGE	Indicator tracking and assessm	132,240.00
UNDP Continued			
Sudan	EUROCHAMP LTD	Install PREFAB and AC for MoH	33,100.00
Sudan	IGAD CSSOs	Kenya CSSO Technical Allowance	144,360.00
Sudan	NASR ABDALLA KHAIRI	Leased Building	90,000.00
Sudan	UNDP ELFASHER A/C NO. 11005	liq 2 ND QTR W/A ROL 15 Nov- 2	36,760.00
Sudan	UNDP ELFASHER A/C NO. 11005	liqi 1st quar W/A17/4-10/08/11	37,850.00
Sudan	Southern Sudan Anti-Corruption Commissio	Liquid SDG 119,695.00	40,880.00
Sudan	Southern Sudan Anti-Corruption Commissio	Liquid SDG170,000 supportSSACC	58,280.00
Sudan	KALZAC CONSOLIDATED SERVICES	Malaria-PSM-HSS-Vehicles - SP	39,120.00
Sudan	MANAZIL TRADING & INVESTMENT CO. LTD	Manazil Fourth Instalment Paym	278,270.00
Sudan	POLICY ASESMT CONSULTANCY & TRAINING CEN	Mapping, Capacity Assessment & Capa	121,250.00
Sudan	Friends of Peace and Development Organiz	Milestone No. 2: Up to 35% R	59,640.00
Sudan	Friends of Peace and Development Organiz	Milestone No. 3: Up to 35%Re	467,790.00
Sudan	Friends of Peace and Development Organiz	Milestone No. 4: Up to 10%Re	52,400.00
Sudan	Friends of Peace and Development Organiz	Milestone No. 4: Up to 15%Re	107,320.00
Sudan	Friends of Peace and Development Organiz	Milestone no. 5: Up to 10% Pay	134,450.00
Sudan	JUBA BEIJING CONSTRUCTION CO. LTD	MOSS Requirement modification	92,100.00
Sudan	OXYGEN KATIA	Newspaper publishing	59,290.00
Sudan	IGAD CSSOs	November 2011 CTA	69,040.00
Sudan	Ministry of Finance,Economic Planning	Partial garage pymnt for Jongl	44,280.00
Sudan	NASR ABDALLA KHAIRI	Payment for lease agreement G.	180,000.00
Sudan	NASR ABDALLA KHAIRI	Payment for Lease agreement ga	72,000.00
Sudan	BADYS & AL-ESTIDAMA FOR BUILDING CONSULT	Payment spread over 8 months (93,260.00
Sudan	BADYS & AL-ESTIDAMA FOR BUILDING CONSULT	Payment spread over 8 months (90%)	186,520.00
Sudan	ELNOURUS REAL ESTATE INVENTMENT COMPANY LT	Payments spread over 8 months	1,413,020.00
Sudan	SALIH ABDELRAHMAN YAGOUB COMPANY LTD	Payments spread over 8 months	319,790.00
Sudan	MANAZIL TRADING & INVESTMENT CO. LTD	Payments spread over 8 months	275,460.00
Sudan	IGAD CSSOs	Paymt of allowance for 45 CSSO	140,690.00
Sudan	H & H CONSULTANCY	Per Diem allowances for 150 fe	64,660.00
Sudan	EUROCHAMP LTD	PREFABS WITH ACs FOR CCM OFFIC	66,200.00
Sudan	EUROCHAMP LTD	PREFABS WITH ACs FOR CCM OFFICE WIT	66,200.00
Sudan	CONCART FOR CONSTRUCTION	Prisons infrastructure Upgrade	47,880.00
Sudan	ISLAMIC RELIEF AGENCY	Provision of economic reintegr	390,950.00
Sudan	SURVEYING ENG & DATA INFO. SYS. CO. LTD.	Provision of GPS Survey Demarc	55,170.00
Sudan	SURVEYING ENG & DATA INFO. SYS. CO. LTD.	Provision of GPS Survey Demarcate 3	78,280.00
Sudan	ASHANG ENGINEERING COMPANY LTD.	Provision of GPS survey to Dem	134,090.00
Sudan	SURVGIS ENGINEERING&CONSTRUCTION CO.LTD	Provision of GPS Survey to Dem	51,920.00
Sudan	ASHANG ENGINEERING COMPANY LTD.	Provision of GPS survey to Demarcat	191,550.00
Sudan	SURVGIS ENGINEERING&CONSTRUCTION CO.LTD	Provision of GPS Survey to Demarcat	173,070.00
Sudan	MUBADIROON ORG. FOR PREV. OF DISASTER	Provision of packages componen	216,880.00
Sudan	MUBADIROON ORG. FOR PREV. OF DISASTER	Provision of packages component com	269,230.00
Sudan	Save the Children Sweden	Provision of packages rolled o	497,940.00
Sudan	Nuba Mountains International Association	Provision of packages rolled o	163,710.00
Sudan	CHARITY ORG FOR REHABILITATION & DEVELOPM	Provision of packages rolled o	100,370.00
Sudan	Save the Children Sweden	Provision of packages rolled out; t	1,201,250.00
Sudan	Nuba Mountains International Association	Provision of packages rolled out; t	163,710.00
Sudan	CHARITY ORG FOR REHABILITATION & DEVELOPM	Provision of packages rolled out; t	99,680.00
Sudan	Save the Children Sweden	Provision of Reintegration Sup	301,340.00
Sudan	MUBADIROON ORG. FOR PREV. OF DISASTER	Provision of Reintegration Sup	134,620.00
Sudan	NEAR EAST FOUNDATION	Provision of Reintegration Sup	77,570.00
Sudan	Nuba Mountains International Association	Provision of Reintegration Sup	61,390.00
Sudan	NUBA RELIEF REHAB.& DEVELOP.ORG.(NRRDO)	Provision of Reintegration Sup	38,490.00
Sudan	CHARITY ORG FOR REHABILITATION & DEVELOPM	Provision of Reintegration Sup	37,380.00
Sudan	Save the Children Sweden	Provision of Reintegration Support	301,340.00
Sudan	MUBADIROON ORG. FOR PREV. OF DISASTER	Provision of Reintegration Support	134,620.00
Sudan	NEAR EAST FOUNDATION	Provision of Reintegration Support	77,570.00
Sudan	Nuba Mountains International Association	Provision of Reintegration Support	61,390.00
Sudan	CHARITY ORG FOR REHABILITATION & DEVELOPM	Provision of Reintegration Support	37,380.00
Sudan	National Malaria Control Program	Reimburs of Activities Expend	84,680.00
Sudan	JASMAR HUMAN SECURITY ORGANIZATION	Reintegration packages for the	35,720.00
Sudan	HUMANITARIAN AID & DEVELOPMENT ORGNIZATI	Reintegration packages provide	142,820.00
Sudan	JASMAR HUMAN SECURITY ORGANIZATION	Reintegration packages provide	135,860.00
Sudan	SUDAFRIC ENG. & CONTRACTING CO. LTD	Rent for UNDP GF W/House	63,000.00
Sudan	SUDAFRIC ENG. & CONTRACTING CO. LTD	RENT GF WAREHOUSE	63,000.00
Sudan	ISLAMIC RELIEF	RRP 01 Payment Req. 08	113,800.00
Sudan	SUDAN OPEN LEARNING ORGANIZARTION (SOLO)	S) Adult education	179,500.00
Sudan	NEAR EAST FOUNDATION	S) Adult education	152,250.00
Sudan	POLICY ASESMT CONSULTANCY & TRAINING CEN	S) Feasibility studies	67,220.00
Sudan	NEAR EAST FOUNDATION	S) New business start up Advic	1,657,050.00
Sudan	JASMAR HUMAN SECURITY ORGANIZATION	S) New business start up Advic	1,607,080.00
Sudan	ALMANAR VOLUNTARY ORGANIZATION	S) New business start up Advic	499,960.00
Sudan	MUBADIROON ORG. FOR PREV. OF DISASTER	S) New business start up Advic	280,140.00
Sudan	SUDAN DEVELOPMENT ASSOCIATION	S) New business start up Advic	252,990.00
Sudan	TWASOL AL-AMAL CHARITY ORG.FOR DISABELD	S) New business start up Advic	185,900.00
Sudan	POLICY ASESMT CONSULTANCY & TRAINING CEN	S) Supply chain management	67,280.00
Sudan	WFP KHARTOUM	S) Telecommunication Services	154,250.00
Sudan	WOMEN ORG. FOR DEVELOPMENT&CAPACITY BUI.	S) Training	170,870.00
Sudan	Women Union South Kordofan	Second Installment upon provis	64,010.00
Sudan	Ruya Association	Second Installment upon provis	61,960.00
Sudan	HUMAN SECURITY INITIATIVE ORG. MAMAN	Second Installment upon provis	60,980.00
Sudan	International Peace & Development (IPDO)	Second Installment upon provis	47,880.00
Sudan	Sudanese Development Initiative	Second installment will be released	42,240.00
Sudan	IGAD CSSOs	Settlement allowance for CSSOs	45,000.00
Sudan	HUMANITARIAN AID & DEVELOPMENT ORGNIZATI	Submission of detailed work pl	37,470.00
Sudan	CONCRETE WORLD FOR CONSTRUCTION CO.LTD	supply of accomodation prefabs	117,520.00
Sudan	IGAD CSSOs	Technical Allowance for August	142,800.00
Sudan	IGAD CSSOs	Technical Allowances CSSO July	140,690.00
Sudan	IGAD CSSOs	Technical Allowances October	143,180.00
Sudan	Afia Sudan Voluntary Organization	The payment of the first tranc	100,200.00
Sudan	Sudanese Development Initiative	The payment of the first tranc	52,800.00
Sudan	Sudanese Development Initiative	The payment of the first tranche w	52,800.00
Sudan	Afia Sudan Voluntary Organization	The Payment of the second tran	49,800.00
Sudan	CONE STRUCTURAL	Total Value of the Construction of	156,810.00
Sudan	HUMANITARIAN AID & DEVELOPMENT ORGNIZATI	Training completed for 50% of	130,220.00
Sudan	MUBADIROON ORG. FOR PREV. OF DISASTER	Training component completed f	269,230.00
Sudan	MUBADIROON ORG. FOR PREV. OF DISASTER	Training component completed for ma	269,230.00
Sudan	Save the Children Sweden	Training component for at leas	606,870.00
Sudan	Nuba Mountains International Association	Training component for at leas	122,780.00
Sudan	CHARITY ORG FOR REHABILITATION & DEVELOPM	Training component for at leas	74,760.00
Sudan	Save the Children Sweden	Training component for at least 1,1	599,790.00
Sudan	CHARITY ORG FOR REHABILITATION & DEVELOPM	Training component for at least 150	74,760.00
Sudan	Nuba Mountains International Association	Training component for at least 240	122,780.00
Sudan	Save the Children Sweden	Training component for at least 335	215,850.00
Sudan	Save the Children Sweden	Training component for at least 800	386,830.00
Sudan	NEAR EAST FOUNDATION	Training component rolled out	155,140.00
Sudan	NEAR EAST FOUNDATION	Training component rolled out for m	155,140.00
Sudan	NEAR EAST FOUNDATION	Training component rolled out for t	181,000.00
Sudan	NUBA RELIEF REHAB.& DEVELOP.ORG.(NRRDO)	Training component rolled out:	64,590.00
Sudan	JASMAR HUMAN SECURITY ORGANIZATION	Training of the Remaining 50%	36,190.00
Sudan	H & H CONSULTANCY	Travel and transportation of 1	38,790.00
Sudan	IGAD CSSOs	Uganda December 11 CTA	126,000.00
Sudan	IGAD CSSOs	uganda November 11 CTA	50,400.00

Major Contracts for Services Placed by Agency During 2011 (Contracts of \$30,000 or more)

AGENCY			Contract Value
Location of Supplier	Name of Contractor	Description of Services	USD
Sudan	IGAD CSOs	UGANDAN CSO settlement allowa	39,000.00
Sudan	UNITED NATIONS MISSION IN SUDAN	UNDP-UNMIS Fuel MOU	93,860.00
UNDP Continued			
Sudan	INTEGRATED CONSULTING SERVICES LTD	UNDSS-SECURITY TRAINING -IN JU	59,400.00
Sudan	INTEGRATED CONSULTING SERVICES LTD	UNDSS-SECURITY TRAINING -IN JUBA	59,400.00
Sudan	UN SECURITY GUARDS	UNICEF Khartoum August 2011	31,360.00
Sudan	UN SECURITY GUARDS	UNICEF Khartoum January 2011	31,720.00
Sudan	UN SECURITY GUARDS	UNICEF Khartoum July 2011	32,190.00
Sudan	UN SECURITY GUARDS	UNICEF Khartoum June 2011	32,190.00
Sudan	UN SECURITY GUARDS	UNICEF Khartoum October 2011	30,860.00
Sudan	UN SECURITY GUARDS	UNICEF Khartoum Sept 2011	31,540.00
Sudan	SALIH ABDELRAHMAN YAGOUB COMPANY LTD	Upon certificate of substantai	36,370.00
Sudan	ELNOURUS REAL ESTATE INVEMENT COMPANY LT	Upon certificate of Substantia	208,670.00
Sudan	SABRIN GENERAL CONSTRUCTION & TRADING CO	Upon completion of the first p	34,800.00
Sudan	SABRIN GENERAL CONSTRUCTION & TRADING CO	Upon completion of the first phase	34,800.00
Sudan	SABRIN GENERAL CONSTRUCTION & TRADING CO	Upon completion of the second	34,800.00
Sudan	SABRIN GENERAL CONSTRUCTION & TRADING CO	Upon completion of the second phase	34,800.00
Sudan	Save the Children Sweden	Upon successful registration of XC	257,050.00
Sudan	SOUTHERN SUDAN REFERENDUM BUREAU (SSRB)	Vehicle Rentals for SSRB-one M	55,450.00
Sudan	HWAN SUNG (S) LIMITED	Warehouse Rental-CES	46,030.00
Suriname	FHR INSTITUE FOR SOCIAL STUDIES	Institutional Contract FHR	39,980.00
Swaziland	THE COUNCIL OF SWAZILAND CHURCHES	Expense Distribution	40,280.00
Sweden	SIWI/ Stockholm Vatten AB	1st Q 2011- FR	122,960.00
Sweden	STHLM POLICY GROUP AB	5th and Last Instal payable up	32,100.00
Sweden	FERDINAND VON HABSBURG	Consultancy fees for Ferdinand	34,800.00
Sweden	JOHANNA KARLSSON	FEES FOR PERIOD 1 APRIL TO 31 DECEM	32,500.00
Sweden	SIWI/ Stockholm Vatten AB	FR - SIWI	61,480.00
Sweden	SIWI/ Stockholm Vatten AB	FR April to June 2011	145,000.00
Sweden	Hans Olof Blanck	IC Hans Blanck: consulting fee 60 d	39,000.00
Sweden	Ake Gronlund	S) Training	84,000.00
Switzerland	SOUTH CENTRE	23/12APRC24/2010,Research &Co	40,000.00
Switzerland	WORLD HEALTH ORGANISATION	3Q REPORT/ACT2	32,870.00
Switzerland	World Health Organisation (ICC)	Annual hosting charges SharePo	282,700.00
Switzerland	World Health Organisation (ICC)	Atlas hosting q1 & q2	2,094,910.00
Switzerland	World Health Organisation (ICC)	Atlas hosting q3 & q4	2,094,910.00
Switzerland	PIERRE YVES GUNTER	AVANCE COMPLEMENTAIRE DE FRAIS	40,840.00
Switzerland	Fond. Int. Univ. Hautes Et. Small Arms	AVMASA mapping exercise	160,380.00
Switzerland	INTERPEACE	Contracts/ 2nd payment	40,000.00
Switzerland	INTERPEACE	Contracts/ First Installement	100,000.00
Switzerland	INTERPEACE	Contracts/ first payment	60,000.00
Switzerland	INTERPEACE	Contracts/ Second payment Inte	90,000.00
Switzerland	DGDA SWITZERLAND SARL	CSE Consultancy for CS framewo	38,880.00
Switzerland	World Health Organisation (ICC)	E) Email and messaging service	544,370.00
Switzerland	UNHCR	Education grants and EG Travel	44,390.00
Switzerland	INTERNATIONAL LABOUR ORGANIZATION	Expense Distribution	200,590.00
Switzerland	UNOG NY ACCOUNT	Expense Distribution	50,000.00
Switzerland	UNHCR	Gross salary	32,380.00
Switzerland	DOMINIQUE WISLER	HONORAIRE 1ER CONTRAT	58,500.00
Switzerland	UNHCR KHARTOUM	HR-Direct program cost	41,060.00
Switzerland	SWISS FOUNDATION FOR MINE ACTION	Interim payment 60% upon recei	79,800.00
Switzerland	IOM Ghana	IOM Ghana LoA Mainstreaming	68,400.00
Switzerland	CGI Immobilier	Leased Building	94,520.00
Switzerland	CGI Immobilier	Maintenance 3rd quarter 2011	31,740.00
Switzerland	World Health Organisation (ICC)	Managed Messaging Service Pilo	65,290.00
Switzerland	World Health Organisation (ICC)	Nintex workflow	33,280.00
Switzerland	Open Systems AG	Payment for Invoices# ODR13523	92,700.00
Switzerland	WORLD HEALTH ORGANIZATION	PMT TO GREEN LIGHT COMMITTEE -	50,000.00
Switzerland	UNHCR	post adjustment	32,380.00
Switzerland	SWISS FOUNDATION FOR MINE ACTION	Professional Consulting Servic	42,040.00
Switzerland	Sustainable Business Associate	Remise et validation des autre	36,860.00
Switzerland	Sustainable Business Associate	Remise et validation rapport p	128,260.00
Switzerland	CGI Immobilier	RENT AND CHARGES - 2ND QUARTER	128,840.00
Switzerland	CGI Immobilier	Rent and charges 3rd quarter 2	116,650.00
Switzerland	FIPOI-FONDATION DES IMMEUBLES	RENTAL + CHARGES FIRST QUARTER	143,600.00
Switzerland	World Health Organisation (ICC)	S) Email and messaging service	1,926,270.00
Switzerland	World Health Organisation (ICC)	S) Internet services	75,260.00
Switzerland	S&H SARI	S) Local Consultants-Technical	89,520.00
Switzerland	World Health Organisation (ICC)	S) Software application admin.	491,220.00
Switzerland	World Health Organisation (ICC)	S) Software maintenance	73,870.00
Switzerland	Open Systems AG	S) System administration	438,440.00
Switzerland	UN Institute for Training and Research	to clear Adv Voucher 137217	55,000.00
Switzerland	UNHCR VOLUNTARY FUNDS	UNHCR / JMDI	48,620.00
Switzerland	World Health Organisation (ICC)	UNICC Managed Unified Communic	1,148,550.00
Switzerland	World Health Organisation (ICC)	UNICC-Sharepoint 2007 hosting reimb	42,950.00
Syrian Arab Republic	ACSAD	AGREEMENT ADV 1ST Q 2011	52,530.00
Syrian Arab Republic	AL-OLABI WALEED&AHDLI RUFAlDA	MAIN BUILD. RENTAL1/6-30/11/11	60,000.00
Tajikistan	ACTED	?Economic Development? on the	59,930.00
Tajikistan	ACT CENTRAL ASIA ? REP. OF CHRISTIAN AID	?Fostering integrated communit	150,000.00
Tajikistan	CESVI	?Improving living standards in	238,910.00
Tajikistan	CESVI	?Improving living standards in the	298,640.00
Tajikistan	ACTED	?Local Governance? on the fram	60,000.00
Tajikistan	MAHMUD YOROV AHMADOVICH	?Provision of Diesel L 62 and	30,790.00
Tajikistan	MISSION EAST	?Tajik- Afghan cross border ex	240,000.00
Tajikistan	MISSION EAST	?Tajik- Afghan cross border exchang	300,000.00
Tajikistan	LLC PULOD-1	2d payment as per RFQ 211/2011	62,990.00
Tajikistan	STATE COMMITTEE OF YOUTH,SPORT & TOURISM	4TH QTR ACTIVITIES	86,680.00
Tajikistan	OJSC MADADI TURSUNZODA	A) Agricultural tractors	65,400.00
Tajikistan	KHUDJANDMEHR LLC	BGP Patar, PO6418	86,450.00
Tajikistan	KHUDJANDMEHR LLC	Civil works rehabilitation	172,900.00
Tajikistan	LLC STROITEL LTD	Civil works rehabilitation	109,930.00
Tajikistan	LLC SINDBOD	Civil works rehabilitation	39,780.00
Tajikistan	LLC "SAIR"	Construction goods, ceramic, o	74,670.00
Tajikistan	LLC SANGREZA	Contracts	84,500.00
Tajikistan	MUASISAI NIGOHODORII ROHROI AVTO.HAMADONI	Dam protection in Soi Siyaob, Hamad	37,730.00
Tajikistan	LLC KULOBDEHSOZ	E) Building Maintenance & Repa	38,510.00
Tajikistan	LLC BUNYODI ROH	E) Public structures	84,590.00
Tajikistan	LLC SPRUT	E) Raw material process machinery	148,100.00
Tajikistan	LLC MURODALI	E) Schools	91,520.00
Tajikistan	CJSC MDO BOVARI va HAMKORI	First Interim and Final paymen	75,000.00
Tajikistan	PUBLIC ORGANIZATION AVICENNA	First interim payment 70%	67,490.00
Tajikistan	LLC UMED-A	First interim payment, 40%	64,400.00
Tajikistan	LLC STROITEL LTD	MADC, PO8363, 3 line	44,730.00
Tajikistan	LLC STROITEL LTD	PO8363, MADC, 1st pmnt	44,730.00
Tajikistan	CJSC AGROTEKHSERVIS	Procurement and delivery of ag	86,400.00
Tajikistan	OZGUN INSHAAT TAAKHKUT VE TIDZHARET	Rent of Vefa	40,490.00
Tajikistan	LLC MAZARS	S) Audit services	49,900.00
Tajikistan	LLC SPRUT	S) Building Maintenance & Repa	33,390.00
Tajikistan	LLC PMK-278	Second interim payment	118,760.00
Tajikistan	LLC UMED-A	Second interim payment 35%	48,180.00
Tajikistan	LLC ENERGOREMONT	Second Interim Payment 48%	268,670.00
Tajikistan	MSDSP GBAO	Strengthening the role of maha	145,000.00
Tajikistan	MSDSP GBAO	Strengthening the role of mahalla c	145,000.00
Tajikistan	LLC SUGHDYON-1	Synchronous motor series SDN-2 1600	36,000.00
Tajikistan	OJSC MADADI TURSUNZODA	Tractor (four-wheel drive) wit	64,500.00

Major Contracts for Services Placed by Agency During 2011 (Contracts of \$30,000 or more)

AGENCY			Contract Value
Location of Supplier	Name of Contractor	Description of Services	USD
Thailand	BRIDGES ACROSS BORDERS SOUTHEAST ASIA	Contract 2011-07-03 (further suppor	49,980.00
Thailand	FULL ADVANTAGE CO LTD	CPS-2011-1_2ndpymt_Fsblyt Stdy	59,830.00
UNDP Continued			
Thailand	FULL ADVANTAGE CO LTD	CPS-2011-1_4thpymt_Fsblyt Stdy	71,800.00
Thailand	BRIDGES ACROSS BORDERS SOUTHEAST ASIA	Final payment - 35% of contrac	65,630.00
Thailand	KENAN FOUNDATION ASIA	Final pmt- contract 20/10/09	85,160.00
Thailand	ASIAN DISASTER PREPAREDNESS CENTER(ADPC)	S) Methodology and analysis (2	92,150.00
Thailand	FULL ADVANTAGE CO LTD	Second instalment as per contract C	59,830.00
Thailand	ASIAN DISASTER PREPAREDNESS CENTER(ADPC)	Strengthening Institutional an	92,150.00
Thailand	FULL ADVANTAGE CO LTD	Third instalment as per contract CP	41,880.00
Thailand	ASIAN INSTITUTE OF TECHNOLOGY	Training Course Fee cost at AI	38,000.00
The Former Yugoslav Rep. of Mac	CENTRALEN REGISTAR NA REBUBLIKA MAKEDONI	E) New business start up Advic	57,160.00
The Former Yugoslav Rep. of Mac	AGENCIJA ZA PODRSKA NA PRETPRIEMASTVO	E) Non-sci. vocational trainin	138,120.00
The Former Yugoslav Rep. of Mac	URSUS SPELEOS	Last install.URSUS SPELEOS, St	33,700.00
The Former Yugoslav Rep. of Mac	AGENCIJA ZA PODRSKA NA PRETPRIEMASTVO	preparation of 251 business pl	135,420.00
The Former Yugoslav Rep. of Mac	AGENCIJA ZA PODRSKA NA PRETPRIEMASTVO	prepared 243 business plans fo	130,500.00
The Former Yugoslav Rep. of Mac	INSTALACIJA	Reconstruction of the Strom wa	31,560.00
The Former Yugoslav Rep. of Mac	HIDROINZENERING Bitola DOOEL	S) Civil engineering	39,220.00
The Former Yugoslav Rep. of Mac	HIDROINZENERING Bitola DOOEL	S) Mechanical engineering	34,190.00
The Former Yugoslav Rep. of Mac	Centar za covekovi prava i razresuvanje	Second installment of 30% as p	37,960.00
Togo	COMMUNES DU MILLENAIRE/RS	Demande de transfert de fonds	43,500.00
Togo	COMMUNES DU MILLENAIRE/RS	Expense Distribution	54,330.00
Togo	COMMUNES DU MILLENAIRE/RS	FONDS SAHEL FORAGE-1ERE TRANCH	34,580.00
Togo	COMMUNES DU MILLENAIRE/RS	FONDS VIMA 2EME TRANCHE-PCM	35,090.00
Togo	PSAEG	FORMATION ARTISANS PTFMF- PREP	83,070.00
Togo	PNLP	Implt 2790 GLE 3769475 en 1981	57,510.00
Togo	CAGECFI	Inst SIG aux IMF	82,040.00
Togo	BDO S.A.	Phase 2 : 45% - Atelier de val	59,900.00
Togo	BDO S.A.	Phase 3 : 40% à la remise du r	53,240.00
Togo	COMMISSION VERITE JUST. ET RECON.	S) Intl Consultants-Technical	71,140.00
Togo	COMMISSION VERITE JUST. ET RECON.	S) Local Consultants-Technical	33,540.00
Togo	TOGO 3000 INFORMATIQUE	S) Service Contract	162,860.00
Togo	COMMISSION VERITE JUST. ET RECON.	S) Service Contract	100,620.00
Tonga	GOVERNMENT OF TONGA	Q2'11_FR_TON_SLM_TOP118,444	42,850.00
Tunisia	C.D.C.G.E	CONTRAT CDCGE 3 ème tranche	46,220.00
Tunisia	RAFIK MISSAOUI (ALCOR)	Etude Renforcement Capacités T	102,060.00
Tunisia	IMMOBILIERE KHAIRI	LOCATION ANNUELLE DU TERRAIN D	37,610.00
Tunisia	OBSERVATOIRE DU SAHARA ET DU SAHEL	octroi de subvention	39,860.00
Turkey	ATILA ERTEM	A.ERTEM DELIVERABLE 2 PYMNT	42,000.00
Turkey	YANKI SEYAHAT VE TURIZM ACENTASI LTD STI	C4 TWIN CITIES INTRODUCTORY ME	73,090.00
Turkey	YANKI SEYAHAT VE TURIZM ACENTASI LTD STI	CoP and Regional R.Table Meeti	31,130.00
Turkey	MEHMET COSKUN ARAL	Documentary film & short video	43,000.00
Turkey	GOZUTOK INSAAT TICARET TURIZM VE SAN.	E) Civil engineering	154,520.00
Turkey	PIRAMIT MUHENDISLIK MUS. LTD. STI	E) Civil engineering	40,200.00
Turkey	OZ-SU INS. PROJE VE ETUT HIZ. VE TIC.	E) Farm building construction	442,750.00
Turkey	OGUZHAN BAYRAK	E) Local Consultants-Technical	30,900.00
Turkey	SANLI INSAAT TICARET LIMITED SIRKETI	E) Public structures	1,409,400.00
Turkey	OZ-SU INS. PROJE VE ETUT HIZ. VE TIC.	E) Public structures	592,460.00
Turkey	TEMPO ENGINEERS & CONSULTANTS INC	ENGINEERING SERVICES - supervi	62,090.00
Turkey	BPR BILGI SIS.PLAN VE REORG. DAN. HIZ.	ENVISIONING REPORT, PLANNING R	62,500.00
Turkey	OZ-SU INS. PROJE VE ETUT HIZ. VE TIC.	Expense Distribution	226,220.00
Turkey	SIVAS ILI DAMIZLIK SIGIR YETISTIRICILERI	Expense Distribution	122,200.00
Turkey	ITKIB GENEL SEKRETERLIGI	Expense Distribution	110,680.00
Turkey	AKYUREK KARDESLER TARIM URUNLERI MAK.	Expense Distribution	106,850.00
Turkey	ERZINCAN DAMIZLIK SIGIR YETISTIRICILERI	Expense Distribution	38,330.00
Turkey	GOZUTOK INSAAT TICARET TURIZM VE SAN.	G) Industrial Products	527,980.00
Turkey	BEYOGLU MUHENDISLIK-TUNC HACIALIBEOGLU	G) Manufactured Articles	63,900.00
Turkey	Hande	Hande Bayraktar SSA 006/2011 from 0	35,200.00
Turkey	YANKI SEYAHAT VE TURIZM ACENTASI LTD STI	INV No: 445589	70,930.00
Turkey	YANKI SEYAHAT VE TURIZM ACENTASI LTD STI	MDG-F1680ClosingE&NCCAS Launch	57,410.00
Turkey	MDK IKIZLER OTO. INS. TAR. PET. URUN. NA	PLANTING SCREW FOR SAPLIG	30,150.00
Turkey	YANKI SEYAHAT VE TURIZM ACENTASI LTD STI	S) Conference organizing servi	30,410.00
Turkey	GIRAL TURIZM SEYAHAT ACENTASI INS. TEM.	S) Land Transport	52,270.00
Turkey	Ege Dernegi	S) Water quality management	36,000.00
Turkey	SOYUT CONSTRUCTION AND ENGINEERING CO IN	SAS-1100-13310/412 FINAL PAYT	272,030.00
Turkey	FIKRI ONLER-TEKCAM TARIM MAKINALARI	SEDP Galvanized Metal Sheets	35,160.00
Turkey	PIRAMIT MUHENDISLIK MUS. LTD. STI	SEDP IRRIGATION DESIGN WORK	291,590.00
Turkey	EREM HALI MOBILYA TARIM ILET.INS.TIC.LTD	TURNKEY DRIP IRRIGATION SYS.	44,980.00
Turkey	C. SUKRU MELEK	UN HOUSE 1st TRANCHE RENT FOR	177,030.00
Turkey	C. SUKRU MELEK	UN HOUSE 2011 2nd TRANCHE RENT	227,570.00
Turkmenistan	ZERLI DAG INDIVIDUAL ENTERPRISE	2nd installment - 80% post pay	48,420.00
Tuvalu	GOVERNMENT OF TUVALU	Tuvalu_NAPA_Q2/11_AUD53907.10	36,560.00
Uganda	RHINO INVESTMENTS LTD	12 months advance Rent from 5	384,000.00
Uganda	ORIGO AGENCIES LTD	20% payment of the total contr	31,760.00
Uganda	CENTRE FOR JUSTICE STUDIES & INNOVATIONS	30% by presenting the draft re	40,930.00
Uganda	UNIFREIGHT TRUCKING SERVICES LIMITED	30% payment of the total contr	100,550.00
Uganda	NORTHERN UGANDA EARLY RECOVERY	30% upon submission of financi	132,300.00
Uganda	NORTHERN UGANDA EARLY RECOVERY	30% upon submission of financial re	607,710.00
Uganda	MEDICAL RESEARCH COUNCIL AIDS PROGRAMME	4.1.4.6 Conduct genotyping tes	109,800.00
Uganda	CENTRE FOR JUSTICE STUDIES & INNOVATIONS	50% by handing over the final	68,220.00
Uganda	ORIGO AGENCIES LTD	80% payment (SSP 94,316) of th	32,750.00
Uganda	ORIGO AGENCIES LTD	80% payment (SSP 94,316) of the tot	32,750.00
Uganda	Albertine Rift Valley Forests of Uganda	Accountability Q1-2	108,280.00
Uganda	PICFARE INDUSTRIES LIMITED	Air freight	53,620.00
Uganda	SOCIO-ECONOMIC DATA CENTRE LTD	Baseline Survey for Civic and	30,920.00
Uganda	SENTRACK SYSTEMS LIMITED	BUGGAGE SCANNER FOR THE UNDP OFFICE	48,650.00
Uganda	ORIGO AGENCIES LTD	Civil Work - construction LGB	81,320.00
Uganda	Sumadhura Technologies Limited	Complément paiement travaux exécuté	108,920.00
Uganda	BOTIMORE COMPANY LTD	Document No.4 Upon completion	76,500.00
Uganda	BOTIMORE COMPANY LTD	Document No.4 Upon completion of ro	76,500.00
Uganda	DISTRICT DEVELOPMENT PROGRAMME III	Expense Distribution	97,730.00
Uganda	LAURA NYIRINKINDI	Payment for International consultan	33,000.00
Uganda	Albertine Rift Valley Forests of Uganda	Q3 accountability	86,470.00
Uganda	Sumadhura Technologies Limited	Restitution de la garantie de	31,770.00
Uganda	Sumadhura Technologies Limited	Restitution de la garantie de bonne	33,990.00
Uganda	ISAAC BUTTI OGORU	S) Intl Consultants-Technical	33,950.00
Uganda	VICTORIA AKOTH OMANGE	S) Intl Consultants-Technical	33,950.00
Uganda	COIL LTD	Second tranche for the construc	37,500.00
Uganda	MOSES KASULE KIBIRIGE	SSA Fee Jan-30 April 2011	36,500.00
Ukraine	MYTNYK TETYANA VIKTORIVNA	CATERING FOR EUBAM	54,120.00
Ukraine	TOV GESTALT CONSULTING GROUP	Conf.serv/27-29.04.11/Ternopil	35,890.00
Ukraine	TOV "Arena Konferentsiyi ta Seminary"	Conf.serv/Kyiv/12-16.07/Summer	46,340.00
Ukraine	TOV "Arena Konferentsiyi ta Seminary"	Conf.serv/Kyiv/25-26.10.11/Int	63,430.00
Ukraine	TOV "Arena Konferentsiyi ta Seminary"	Conf.serv/Sudak/10-11.09/Confe	61,450.00
Ukraine	NOVI INGENIRINGOVI TECHNOLOGIYI	Conference servicesIHYATT Rege	41,490.00
Ukraine	Kobzar Mykola Kostyantynovyich PP	Contr.#2010/26 dated 02.11.201	30,710.00
Ukraine	MittalService LCC	Development of detailed design	30,400.00
Ukraine	PRIMADOM Ltd	EUBAM office space and confere	195,420.00
Ukraine	PRIMADOM Ltd	office space/July'11	32,570.00
Ukraine	PRIMADOM Ltd	rental fee HQ/Jan'11	32,570.00
Ukraine	PRIMADOM Ltd	rental fee/Feb'11/HQ	32,580.00
Ukraine	PRIMADOM Ltd	Rental fee/HQ/Dec'10	32,570.00
Ukraine	PRIMADOM Ltd	Rental fee/HQ/june'11	32,570.00
Ukraine	PRIMADOM Ltd	Rental fee/Mar'11/HQ	32,570.00

Major Contracts for Services Placed by Agency During 2011 (Contracts of \$30,000 or more)

AGENCY			Contract Value
Location of Supplier	Name of Contractor	Description of Services	USD
Ukraine	GFK UKRAINE	SURVEY ON THE SATISFACTION OF	33,360.00
Ukraine	GIDROPOLIMER LLC	Third tranche (50%) for repair	33,040.00
UNDP Continued			
Ukraine	Mizharodnyi blagodiynyi fond	Tranche 10/Cascade trainings	98,650.00
Ukraine	Mizharodnyi blagodiynyi fond	Tranche 11/Cascade trainings	98,650.00
Ukraine	Mizharodnyi blagodiynyi fond	Tranche 12/Cascade trainings	92,730.00
Ukraine	Mizharodnyi blagodiynyi fond	Tranche 13/Cascade Trainings	92,030.00
Ukraine	Mizharodnyi blagodiynyi fond	Tranche 4/Cascades trainings	99,140.00
Ukraine	Mizharodnyi blagodiynyi fond	Tranche 5/Cascades trainings	99,140.00
Ukraine	Mizharodnyi blagodiynyi fond	Tranche 6/Cascade Trainings	98,900.00
Ukraine	Mizharodnyi blagodiynyi fond	Tranche 7/Cascade Trainings	98,900.00
Ukraine	Mizharodnyi blagodiynyi fond	Tranche 8/Cascade Trainings	98,650.00
Ukraine	Mizharodnyi blagodiynyi fond	Tranche 9/Cascade Trainings	98,650.00
United Arab Emirates	TOURISM AND LEISURE ADVISORY SERVICES	Al Uqair PPM	61,610.00
United Arab Emirates	RASHIDDIDIN MOHAMMADI	Extension of the Lease for Ele	90,000.00
United Arab Emirates	ECRI - IMD	Invoice 0350/2010	36,090.00
United Arab Emirates	Saif AL QUBAISI	Office building rental	103,020.00
United Arab Emirates	RASHIDDIDIN MOHAMMADI	Rent charges for UNDP compound	54,000.00
United Arab Emirates	Hilton Dubai Jumeirah	S) Hospitality-Special Events	311,560.00
United Arab Emirates	GEOPOLICITY INC. BR	S) Intl Consultants-Technical	665,840.00
United Arab Emirates	Titan Group FZE	SG- Procure IT and Office equi	44,520.00
United Arab Emirates	United Nations World Food Programme	Strategy development, organisa	40,000.00
United Arab Emirates	OKI GENERAL TRADING LLC.	Toyota Land Cruiser HZJ76 Har	141,110.00
United Kingdom	O C VICK	20/12 Nov-Dec'11 desk serv.	39,000.00
United Kingdom	OVERSEAS DEVELOPMENT INSTITUTE	21/12 Professional consulting	111,970.00
United Kingdom	FAUNA & FLORA INTERNATIONAL	2ND PAYMENT- PHASE 1	36,120.00
United Kingdom	Saferworld	3rd installment payment 20% of	34,600.00
United Kingdom	Saferworld	3rd installment payment 20% of to t	34,600.00
United Kingdom	ELECTORAL REFORM INTERNATIONAL SERVICES	4.1 - 4.5 - 4th INSTALLMENT	222,460.00
United Kingdom	CIDT	50% upon submission and accept	49,960.00
United Kingdom	OVERSEAS DEVELOPMENT INSTITUTE	9/12 Professional consulting	74,650.00
United Kingdom	ALBANY ASSOCIATES LTD	ALBANY Media Awareness EC	837,200.00
United Kingdom	ALBANY ASSOCIATES LTD	ALBANY Media Awareness SP	390,710.00
United Kingdom	THE MET OFFICE	Amendment No 2 - Contract with	32,210.00
United Kingdom	BBC WORLD SERVICE TRUST	BBC's payment-2nd installment	124,000.00
United Kingdom	JOHN WEST	Consultancy fees	65,450.00
United Kingdom	MARC DICKINSON	Consulting fees - Operational Guida	41,690.00
United Kingdom	MINES ADVISORY GROUP	Contracts	316,970.00
United Kingdom	OVERSEAS DEVELOPMENT INSTITUTE	Contracts	47,610.00
United Kingdom	BBC WORLD SERVICE TRUST	Cost Extension for Contract 20	44,970.00
United Kingdom	La Poste UK Ltd	E) Courier Charges & Delivery	44,230.00
United Kingdom	Hacker Rodney	E) Intl Consultants - Support	42,430.00
United Kingdom	Alan John Taylor	E) Intl Consultants-Technical	62,000.00
United Kingdom	CLAYTON, Peter Edward	E) Intl Consultants-Technical	40,600.00
United Kingdom	SAFERWORLD	E) Social development: Research on	44,700.00
United Kingdom	LSE ENTERPRISE LTD.	ESIN002856-Final Pay_Proj58295	88,470.00
United Kingdom	Economic Research and Advisory Services	Expense Distribution	157,330.00
United Kingdom	JILL DIANE MARINA NICHOLLS	Expense Distribution	97,660.00
United Kingdom	BOURNEMOUTH BUSINESS SCHOOL INT'L.	Expense Distribution	34,930.00
United Kingdom	Saferworld	Final installment payment, Rest 30%	51,910.00
United Kingdom	CARIBSAVE	FINAL PAYMENT OF CONTRACT FEES	49,670.00
United Kingdom	LOCAL GOVERNANCE INNOVATION&DEVELOPMENT	FINAL REPORT ON MUNICIPAL REVE	38,500.00
United Kingdom	BBC WORLD SERVICE TRUST US DOLLARS MAIN	First Pay PSC2010/07/004-04 Am	292,370.00
United Kingdom	BBC WORLD SERVICE TRUST US DOLLARS MAIN	First Pay(46%) Con PSC10/7/4-3	250,000.00
United Kingdom	JILL DIANE MARINA NICHOLLS	Formation membres comités	57,490.00
United Kingdom	JILL DIANE MARINA NICHOLLS	Frais comité gestion 2è tour	97,660.00
United Kingdom	LANTRADE GLOBAL SUPPLIES (LGS)	Freight charges to DDU Warehou	65,900.00
United Kingdom	SACHIN GUPTA	IC Payment to Sanchin Gupta	45,000.00
United Kingdom	Rahul Chandran	IC/BCPR/2011/007 - 2nd part	31,500.00
United Kingdom	JILL DIANE MARINA NICHOLLS	Indemnites Membre bureau vote	55,550.00
United Kingdom	JILL DIANE MARINA NICHOLLS	Indemnites membres BVD	87,800.00
United Kingdom	JILL DIANE MARINA NICHOLLS	Indemnites membres comités Loc	69,050.00
United Kingdom	WRITERS & SCHOLARS INTERNATIONAL	index on Censorship	70,500.00
United Kingdom	JILL DIANE MARINA NICHOLLS	Indmnit, PGA, credit, fût, loc	194,750.00
United Kingdom	UNIVERSITY OF WOLVERHAMPTON	Intl Consultants (last payment	49,960.00
United Kingdom	BUILDING RESEARCH ESTABLISHMENT LTD	INV. 11161026: 8830+30000	62,030.00
United Kingdom	LTS INTERNATIONAL LTD	INV.2074-1st INSTAL CONS.FEE	49,950.00
United Kingdom	WILLIS Limited	JPO Insurance	221,490.00
United Kingdom	FAUNA & FLORA INTERNATIONAL	landscape level assesment	36,120.00
United Kingdom	GOVERNANCE INTERNATIONAL	LOCAL GOVERNMENT ELECTORAL SYS	46,560.00
United Kingdom	EXMED UK LTD	Medical and Emergency respon	136,350.00
United Kingdom	EXMED UK LTD	Medical and Emergency response	409,040.00
United Kingdom	MELVIN WOODHOUSE	melvin woodhouse payment /wast	72,740.00
United Kingdom	BBC WORLD SERVICE TRUST	Milestone 1 - 10% of Contract	79,190.00
United Kingdom	BBC WORLD SERVICE TRUST	Milestone 2 - 20% of value of	158,380.00
United Kingdom	BBC WORLD SERVICE TRUST	Milestone 3	93,980.00
United Kingdom	BBC WORLD SERVICE TRUST	Milestone 3 - 50% of contract	245,950.00
United Kingdom	BBC WORLD SERVICE TRUST	Milestone 3 - 50% of Value of	149,990.00
United Kingdom	BBC WORLD SERVICE TRUST	Milestone 4 - 20% of value of	158,380.00
United Kingdom	CHRISTOPHER PAYAN DAWNAY	ONA Representative Institutions exp	37,240.00
United Kingdom	UNIVERSITY OF OXFORD	OPHI - OXFORD COURSE TRAINING C	125,000.00
United Kingdom	EXPLORA SECURITY LIMITED	OQR/Security Assesment of Buil	33,070.00
United Kingdom	ALCONTROL UK LIMITED	Payment to Alcontrol Laborator	398,330.00
United Kingdom	O C VICK	Payment to Mr. Oliver Charles Vick	40,000.00
United Kingdom	FAUNA AND FLORA INTERNATIONAL	PREMIERE TRANCHE DU MOU	70,000.00
United Kingdom	HARGREAVES PLANTS LTD	Procurement of raspberries see	131,970.00
United Kingdom	CROWN AGENTS FOR OVERSEAS GOV.&ADMIN.LTD	Procurement Training (Bid Eval)	45,530.00
United Kingdom	ATOS CONSULTING	Professional Services Contract (Ref	79,950.00
United Kingdom	THE IDL GROUP	REED Programme Start-up Advisor	54,880.00
United Kingdom	OVERSEAS DEVELOPMENT INSTITUTE	Remaining payments:- Stage 3	88,210.00
United Kingdom	MERCY CORPS SCOTLAND	RRP06 Payment Req 9 (Conting)	141,620.00
United Kingdom	Colliers International UK PLC	S) Accounting services	248,470.00
United Kingdom	EXPLORA SECURITY LIMITED	S) Balst Assessment management	35,640.00
United Kingdom	EXMED UK LTD	S) Health programs	272,690.00
United Kingdom	Caroline Timmins	S) Intl Consultants - Support	37,310.00
United Kingdom	LTS INTERNATIONAL LTD	S) Intl Consultants-Technical	166,490.00
United Kingdom	GUERIN FLANNAN PAUL	S) Intl Consultants-Technical	75,400.00
United Kingdom	DAVID JAMES DAVIS	S) Intl Consultants-Technical	75,000.00
United Kingdom	NAOMI SANDRA KHADHOURI	S) Intl Consultants-Technical	61,600.00
United Kingdom	JOHN ARRAN	S) Intl Consultants-Technical	40,890.00
United Kingdom	ANDERTON, Paul Frederick	S) Intl Consultants-Technical	40,000.00
United Kingdom	Soma CHARKABARTI	S) Intl Consultants-Technical	37,500.00
United Kingdom	Ahmed Nur	S) Intl Consultants-Technical	33,950.00
United Kingdom	OSMAN MOHAMOUD ALI	S) Intl Consultants-Technical	33,950.00
United Kingdom	Prime Production LTD	S) Language interpretation	41,450.00
United Kingdom	Practical Action Consulting Limited	S) Methodology and analysis	59,930.00
United Kingdom	ALCONTROL UK LIMITED	S) Rural development services	132,450.00
United Kingdom	ALCONTROL UK LIMITED	S) Rural development services -Prov	132,450.00
United Kingdom	BBC WORLD SERVICE TRUST US DOLLARS MAIN	Second payme40% PSC2010/07/4-3	215,150.00
United Kingdom	BBC WORLD SERVICE TRUST US DOLLARS MAIN	Second Remu IC11/9/49 Nancy RM	53,790.00
United Kingdom	Institute of Development studies(IDS)	Serv to EDRI Macro Modelling p	300,000.00
United Kingdom	PHILIP IAN PEIRCE	Service fee	73,500.00
United Kingdom	INTERNATIONAL ALERT	Socio-economic training-PO9658	31,410.00
United Kingdom	Sarah Murison	SSA for Sarah Murison Vendor	31,500.00

Major Contracts for Services Placed by Agency During 2011 (Contracts of \$30,000 or more)

AGENCY			Contract Value
Location of Supplier	Name of Contractor	Description of Services	USD
United Kingdom	P AND AM PENROSE	SSA 2010/12/07 (International)	36,420.00
United Kingdom	P AND AM PENROSE	SSA 2010/12/07 (International consu	112,260.00
UNDP Continued			
United Kingdom	Rahul Chandran	SSA Contract IC/BCPR/2011/007	31,500.00
United Kingdom	WILLIS Limited	SSA death & disability Insuran	346,490.00
United Kingdom	STACY JOHN WELD-BLUNDELL	SSA fees 1/7-31/12 2011	43,750.00
United Kingdom	DAVEL PATEL	The final 40 % of the payment	32,800.00
United Kingdom	TOYOTA GIBRALTAR STOCKHOLDINGS LTD	Toyota Land Cruiser Station Wa	57,360.00
United Kingdom	TSAMOTA LTD	TSAMOTA LEGAL RESEARCH EC	184,970.00
United Kingdom	Saferworld	Upon acceptance of inception r	51,910.00
United Kingdom (Gibraltar)	Toyota Gibraltar Stockholding Ltd	Furniture de 01 Toyota Land c	38,020.00
United Kingdom (Gibraltar)	Toyota Gibraltar Stockholding Ltd	Furniture de 01 véhicule LAND	53,690.00
United Kingdom (Gibraltar)	TOYOTA GIBRALTAR STOCKHOLDINGS LTD	Freight and Insurance Costs	143,140.00
United Kingdom (Gibraltar)	TOYOTA GIBRALTAR STOCKHOLDINGS LTD	Toyota Hilux Double Cabin	342,440.00
United Kingdom (Gibraltar)	TOYOTA GIBRALTAR STOCKHOLDINGS LTD	TOYOTA LAND CRUISER PRADO TX,	46,870.00
United Kingdom (Gibraltar)	TOYOTA GIBRALTAR STOCKHOLDINGS LTD	TOYOTA LAND CRUISER PRADO TXL,	50,780.00
United Republic of Tanzania	FACULTY OF ARTS CONSULTANCY	1st Installment	94,670.00
United Republic of Tanzania	DELOITTE CONSULTING LIMITED	2.5 FEE - 3RD INSTALLMENT	123,400.00
United Republic of Tanzania	SYNOVATE TANZANIA	2nd installment	77,200.00
United Republic of Tanzania	UDSM REDET CONSULTANCY	2nd installment to be paid upo	148,040.00
United Republic of Tanzania	UDSM REDET CONSULTANCY	2nd installment to be paid upon acc	145,910.00
United Republic of Tanzania	OLDVAI DECORATORS AND GENERAL SUPPLIERS	2nd Instalment (20%) - Constru	34,760.00
United Republic of Tanzania	SYNOVATE TANZANIA	3.12 3RD AND LAST INSTALLMENT	54,300.00
United Republic of Tanzania	MEDIA COUNCIL OF TANZANIA	3.4 FOURTH INSTALLMENT	60,420.00
United Republic of Tanzania	TANZANIA EPISCOPAL CONFERENCE	3rd and last Installment	36,740.00
United Republic of Tanzania	UDSM REDET CONSULTANCY	3rd installment to be paid upon acc	109,040.00
United Republic of Tanzania	REDET/TEMCO LEAD AGENCY	4th Installment	46,710.00
United Republic of Tanzania	TANZANIA POLICE FORCE	6.9 TPF PUBLIC ORDER TRAIN.	33,930.00
United Republic of Tanzania	CAMCO ADVISORY SERVICES TANZANIA LTD	Capacity Development on REDD f	32,660.00
United Republic of Tanzania	KUEHNE + NAGEL LTD	clearing charges various PO	134,390.00
United Republic of Tanzania	OLDVAI DECORATORS AND GENERAL SUPPLIERS	Construction of borehole pumped/pip	52,860.00
United Republic of Tanzania	AQUA WELL DRILLING CO LTD	Drilling and construction of 1	65,510.00
United Republic of Tanzania	UNDP JP 6.1	Expense Distribution	456,030.00
United Republic of Tanzania	NGARA DISTRICT COUNCIL	Expense Distribution	381,590.00
United Republic of Tanzania	DCL MULTI DONOR RAPID FUNDING ENVELOPE	FACE report dd 4 Feb 2011	34,700.00
United Republic of Tanzania	WWF TANZANIA LIMITED	FR - Sept 2010 - March 2011	206,500.00
United Republic of Tanzania	UNDP JP 6.1	FR Jan.2011- Rehabilitation	52,440.00
United Republic of Tanzania	PRIME MINISTER'S OFFICE	JAN 2011 - FR	36,920.00
United Republic of Tanzania	UNDP JP 6.1	Liquid by Contracts -Retention	37,580.00
United Republic of Tanzania	TANZANIA ASSOC OF NON-GOVERNMENTAL	MARCH - APRIL 2011 - FR	101,510.00
United Republic of Tanzania	ECONOMIC AND SOCIAL RESEARCH FOUNDATION	MAY 2011 - FR	38,210.00
United Republic of Tanzania	DELOITTE CONSULTING LIMITED	S) Local Consultants-Technical	77,190.00
United Republic of Tanzania	BWAWANI HOTEL	Venue charges for the Media an	40,480.00
United States of America	The Norris Group, Inc.	1 inst. - 01 July 2011 and 2nd	31,000.00
United States of America	SYNERGY INTERNATIONAL SYSTEMS, INC	10%_ Paid within three months	35,640.00
United States of America	SYNERGY INTERNATIONAL SYSTEMS, INC	11.2%_ Paid upon satisfactory c	39,960.00
United States of America	SYNERGY INTERNATIONAL SYSTEMS, INC	11.2%_ Paid upon satisfactory comple	39,960.00
United States of America	AL QALAA COMPANY FOR CONTRACTING	1st pay / Al Nassaryah	41,340.00
United States of America	AL ASHEQQA COMPANY FOR GENERAL CONTRACT	1st pay / Beit kahel	49,090.00
United States of America	SERRA COMPANY FOR TRADING & CONTRACTING	1st pay / Beit Lahia	48,220.00
United States of America	SABANA CONTRACTING	1st pay / Jaba'	36,790.00
United States of America	PACT, INSTITUTE	1st Tranche 33% Capital Grant	50,000.00
United States of America	WILDLIFE CONSERVATION SOCIETY	1st Tranche 33% MicCapit Grant	50,000.00
United States of America	BERGEY WINDPOWER CO INC.	20% Mobilization Advance to Be	68,000.00
United States of America	UNFPA, NEW YORK	2011 ACTIVITIES	34,450.00
United States of America	PRESIDENT AND FELLOWS OF HARVARD COLLEGE	203745-46-47_Final payment	66,310.00
United States of America	SCOTT W JOHNSON	22/12 Completion of programmin	49,500.00
United States of America	IBRD World Bank	2nd installm. UNDP-WB Agreeem	150,000.00
United States of America	Clean Energy Alternatives (CEA) Inc.	2nd Installment as per signed	85,780.00
United States of America	DOMINICAN UNIVERSITY OF CALIFORNIA	2nd INSTALLMENT, CONTRACT C-20	39,690.00
United States of America	AL ASHEQQA COMPANY FOR GENERAL CONTRACT	2nd pay / Beit Kahel	31,180.00
United States of America	SERRA COMPANY FOR TRADING & CONTRACTING	2nd pay / BEIT LAHIA	75,530.00
United States of America	Lorey P Jones	2nd payment of the contract50%	56,250.00
United States of America	DIGATA INDUSTRIES INC	2nd Payment to Digata Indust.	37,500.00
United States of America	SYNERGY INTERNATIONAL SYSTEMS, INC	30%_ paid within two months f	106,930.00
United States of America	IBRD World Bank	3rd installm. UNDP-WB Agreeem	63,770.00
United States of America	DOMINICAN UNIVERSITY OF CALIFORNIA	3rd INSTALLMENT, CONTRACT C-20	39,690.00
United States of America	MILLENNIUM INSTITUTE	3rd Payment to Millenium Insti	34,970.00
United States of America	Emerging Markets Communications Inc.	3rdQ 2011 EMC VSAT MRC inv.	672,680.00
United States of America	LTA PLANSON INTERNATIONAL CORPORATION	4 SERVIDORES DELL FACT 3330CJ	117,750.00
United States of America	DEVELOPMENT GATEWAY FOUNDATION	6TH INSTALLMENT-NETWORK INSTAL	100,000.00
United States of America	Trustees of Columbia University (NYC)	6th payment to Earth Institute	408,120.00
United States of America	CORNELL UNIVERSITY	70% payment	73,000.00
United States of America	PROCIBERNETICA	73393 SERVIDOR SUN Y TARJ HBA	110,000.00
United States of America	MILLENNIUM INSTITUTE	AAP PACKAGE 02: T21	44,260.00
United States of America	Black Box Corporation	Aastra MX-ONE TSW Maintenance	178,900.00
United States of America	Systems Flow, Inc.	additional cost	75,000.00
United States of America	VERIZON	Adjusted 2011 Estimate for Verizon	59,500.00
United States of America	ADOBE SYSTEMS INCORPORATED	Adobe/Day Maintenance & Suppor	87,440.00
United States of America	DIGATA INDUSTRIES INC	Adv payt to Digata Inc - 50%	34,000.00
United States of America	UNFPA CONTRIBUTIONS ACCOUNT	Agreem.btw UNDP&UNFPA	39,330.00
United States of America	Karen Dukess	Amdt. 3: Karen Dukess	41,000.00
United States of America	American Express Travel Related Services	AMEX Direct Expenses Managemen	169,980.00
United States of America	American Express Travel Related Services	Amex Direct Expenses Managemen	132,960.00
United States of America	American Express Travel Related Services	AMEX Direct Expenses Mgt Free	422,450.00
United States of America	TATA America International Corporation	Amit Apr-Dec 2011	123,330.00
United States of America	TATA America International Corporation	Anil C Apr-Dec	123,330.00
United States of America	TATA America International Corporation	Anileswar YARRAMSETTY - Onsite dura	107,860.00
United States of America	Wank Adams Slavin Associates, LLP	architectural & engineering se	31,180.00
United States of America	CISCO SYSTEMS INC.	ARG/06/011-INV 14898029	33,150.00
United States of America	CISCO SYSTEMS INC.	ARG/10/008-INV 15108970	298,360.00
United States of America	Professional Financial Temporaries INC	AUNG OO APR-DEC 2011 PROFIT	50,000.00
United States of America	baltzell Consulting, LLC	Baltzell - Hazel Joseph	35,800.00
United States of America	TIAA-CREF C/O Cushman & Wakefield	Base Rent February 2011 for Te	30,810.00
United States of America	304 East 45t Street LLC	Base Rent FF Bldg. January 201	505,550.00
United States of America	TIAA-CREF C/O Cushman & Wakefield	Base Rent for April 2011	30,810.00
United States of America	304 East 45t Street LLC	Base Rent for February 2011	452,240.00
United States of America	304 East 45t Street LLC	Base Rent for FF Bldg. April 2	478,890.00
United States of America	TIAA-CREF C/O Cushman & Wakefield	Base Rent for March 2011	30,810.00
United States of America	304 East 45t Street LLC	Base Rent for Suite 0900	414,910.00
United States of America	TIAA-CREF C/O Cushman & Wakefield	Base rent for Teachers Bldg fo	30,810.00
United States of America	304 East 45t Street LLC	Base Rent Less Rent Credit and	63,980.00
United States of America	22nd Century Technologies Inc.	Bernie Holmes, Job Pelissier, Carl	112,880.00
United States of America	STERLING INTERNATIONAL LLC	BL755 destruction - I installm	74,380.00
United States of America	Black Box Corporation	Black Box service contract estimate	150,000.00
United States of America	KARAGOZIAN AND CASE	Blast and Seismic Vulnerability Ass	35,470.00
United States of America	ARCHITECTURAL FLOORING RESOURCE, INC	Carpeting FF-5th floor - Targe	77,250.00
United States of America	LTA Planson International Corporation	CIMP - Equipment upgrade and r	32,450.00
United States of America	Cisco Systems Inc.(C.C.N.P.)	Cisco Hardware Maintenance for	105,180.00
United States of America	Pritchard Industries, Inc.	Cleaning Service for February	36,950.00
United States of America	Pritchard Industries, Inc.	Cleaning Service for February 2011	36,950.00
United States of America	INTERNATIONAL RELIEF & DEVELOPMENT	Completion of all components/milest	221,110.00
United States of America	SERRA COMPANY FOR TRADING & CONTRACTING	Construction and Rehabilitatio	85,550.00
United States of America	BROTHERS CONTRACTING COMPANY	Construction of Ministry of Fo	237,180.00

Major Contracts for Services Placed by Agency During 2011 (Contracts of \$30,000 or more)

AGENCY			Contract Value
Location of Supplier	Name of Contractor	Description of Services	USD
United States of America	SERRA COMPANY FOR TRADING & CONTRACTING	Construction of Tal Sultan Wat	184,200.00
United States of America	MILLENNIUM INSTITUTE	consultancy	31,870.00
UNDP Continued			
United States of America	DYNCORP INTERNATIONAL LLC	consultancy services from January t	142,330.00
United States of America	Georgia State University Research Founda	consultancy services per LoA,	60,000.00
United States of America	The Norris Group, Inc.	consultant fee for 60 days	42,000.00
United States of America	INTERWORKS LLC	Consulting Fees-Milestone 2 &	82,680.00
United States of America	ORACLE USA, Inc.	Consulting Procure to Pay	47,600.00
United States of America	DYNCORP INTERNATIONAL LLC	Consulting services for Humam	44,890.00
United States of America	Brown Lloyd James, Ltd	Consulting Services for Public	84,520.00
United States of America	Brown Lloyd James, Ltd	Consulting Services for Public Outr	225,000.00
United States of America	Synergy International	CONTRACT NO. 1693 for provision of	57,780.00
United States of America	THE AXIOS FOUNDATION INC	Contract No. P/GF/025/11 between UN	41,430.00
United States of America	DALBERG CONSULTING	Contracts	118,500.00
United States of America	Associates for International Management	Contractual payment-Milestone	144,600.00
United States of America	RARE INC	D.R. JANUARY 2011 00061777	43,310.00
United States of America	Black Box Corporation	Daily News Building - AASTRA	36,330.00
United States of America	SLG 220 News Owner LLC	Daily News Building - Construc	316,400.00
United States of America	Dascom Inc.	Daily News Building 20th floor	58,400.00
United States of America	Black Box Corporation	Daily News Building MX TS HW	51,310.00
United States of America	United Nations	DC-1 Bldg. Base Rent for Febru	317,840.00
United States of America	United Nations	DC1 Building - Electricity Mar	35,520.00
United States of America	United Nations	DC1 Building - Escalation for	94,180.00
United States of America	United Nations	DC1 Electricity charges Feb. 2	35,520.00
United States of America	United Nations	DC1 Porter's Wage Escalation	94,180.00
United States of America	United Nations	DC1 Rent for April 2011	317,840.00
United States of America	United Nations	DC1 Rent for May 2011	317,840.00
United States of America	Alexander Wolf & Son A Division Of A.W.	DC1-4th Floor -As per quote da	60,000.00
United States of America	Alexander Wolf & Son A Division Of A.W.	DC1-4th Floor -As per quote dated J	83,670.00
United States of America	United Nations	DC1-Building Base rent for Mar	317,840.00
United States of America	TATA America International Corporation	Deep feb- apr-july onsite	60,420.00
United States of America	PLANSON INTERNATIONAL CORPORATION	Dell latitude laptop E6510 Wit	99,000.00
United States of America	PLANSON INTERNATIONAL CORPORATION	Dell latitude laptop E6510 With Car	99,000.00
United States of America	LTA ADVIZING IT (USA & Denmark Branch)	Dell Optiplex 780 Desk Top Int	32,900.00
United States of America	LTA Advizing IT (USA & Denmark Branch)	Dell Server Maintenance for 1	50,750.00
United States of America	SYNERGY INTERNATIONAL SYSTEMS INC	Development aid	125,000.00
United States of America	DIGATA INDUSTRIES INC	Dir Pay-Digata Industries-AGP	34,000.00
United States of America	DIGATA INDUSTRIES INC	Direct Payment 50% of agreement	37,500.00
United States of America	DEVELOPMENT GATEWAY FOUNDATION	DIRECTPAYMENT-7thINSTAMENT-AMP	59,000.00
United States of America	TATA America International Corporation	Divesh kamboj - Offsite	31,440.00
United States of America	THE CARTER CENTER	Domestic Obserations	583,300.00
United States of America	THE CARTER CENTER	Domestic Observation Fact find	1,394,130.00
United States of America	BROTHERS CONTRACTING COMPANY	E) Commercial construction	685,030.00
United States of America	United Nations General Trust Fund	E) Communication Service	132,000.00
United States of America	ALERTING SOLUTIONS INC.	E) Communication Service	129,440.00
United States of America	SITA (Societe Int. DE Telecommunications	E) Email and messaging service	405,390.00
United States of America	P&D CONSULTING SERVICES, Inc	E) Intl Consultants - Support	37,340.00
United States of America	FOUNDATION FOR THE GLOBAL COMPACT	E) Intl Consultants-Technical	132,000.00
United States of America	DAN MALINOVICH	E) Intl Consultants-Technical	49,130.00
United States of America	STERLING INTERNATIONAL LLC	E) Mechanical engineering	669,400.00
United States of America	Riley, Park, Hayden & Associates, Inc.	E) Mechanical engineering	149,080.00
United States of America	DEVELOPMENT GATEWAY FOUNDATION	E) Service Contract	49,140.00
United States of America	DEVELOPMENT GATEWAY FOUNDATION	E) Service Contract (Implemen	50,860.00
United States of America	Cornerstone Records Managements	E) Storage	34,800.00
United States of America	Trigyn Technology Inc	E) System administration	48,000.00
United States of America	Synergy International	e-governance Services for deve	40,110.00
United States of America	304 East 45t Street LLC	Electricity 11/30/10-12/30/10	39,500.00
United States of America	United Nations	Electricity charges for April	35,520.00
United States of America	United Nations	Electricity charges for May 20	35,520.00
United States of America	United Nations	Electricity January 2011	35,520.00
United States of America	304 East 45t Street LLC	Electricity November 2010	39,570.00
United States of America	Planson International Corporation	EPA MATERIELS DE BUREAUTIQUE	35,770.00
United States of America	Planson International Corporation	EPA MATERIELS ET LOGICIELS DEPLOIEM	42,530.00
United States of America	Primus Telecommunications, Inc.	Estimate for 2011 Primus VoIP Total	50,000.00
United States of America	THE BILLFISH FOUNDATION	ESTUDIO INDUSTRIA PESCA DEPORT	52,500.00
United States of America	DIGATA INDUSTRIES INC	Expense Distribution	175,000.00
United States of America	DEVELOPMENT GATEWAY	FASE IIB - 40% GATEWAY DEVELOP	111,370.00
United States of America	304 East 45t Street LLC	FF Bldg. Base Rent for March 2	478,030.00
United States of America	Pritchard Industries, Inc.	FF Building Cleaning Service f	36,950.00
United States of America	Pritchard Industries, Inc.	FF Building Night Cleaning - M	36,950.00
United States of America	NATIONAL DEMOCRATIC INSTITUTE	FINAL CONTRACT PAYT.	48,000.00
United States of America	Lorey P Jones	Final Installment 30%	33,750.00
United States of America	WOODROW WILSON INT'L CTR FOR SCHOLARS	Final Payment-reissued	30,730.00
United States of America	Alexander Wolf & Son A Division Of A.W.	Finish and install L6-30 Receptacle	55,610.00
United States of America	WILDLIFE CONSERVATION SOCIETY	FR Expenditure 2011 QT3#1 CALM	45,260.00
United States of America	ARMOURED PROJECT VEHICLES	Freight transport	76,540.00
United States of America	United Nations	G) Electricity	35,520.00
United States of America	TATA America International Corporation	Gautam GUPTA - Onsite - 1 June to 3	96,430.00
United States of America	TATA America International Corporation	Gautam GUPTA, Offsite	33,150.00
United States of America	Pritchard Industries, Inc.	General Cleaning - June	36,950.00
United States of America	Pritchard Industries, Inc.	General Cleaning FF Bldg. for	36,950.00
United States of America	Pritchard Industries, Inc.	General Cleaning for the month	36,950.00
United States of America	Tarrytown House	Global RR Meeting 2011 - Advan	135,100.00
United States of America	Tarrytown House	Global RR Meeting 2011 - Adva	67,550.00
United States of America	The Gelfond Group, INC	GSS/PSS	130,000.00
United States of America	TATA America International Corporation	Hari Apr-Dec	43,620.00
United States of America	UNICEF	HR.direct support	55,010.00
United States of America	UNICEF NY	HR-prev-HIV/IEC Officer	49,500.00
United States of America	CHARLES JOHN KELLY	IC - Charles John Kelly, 12 May - 1	41,100.00
United States of America	NILANJ DESAI	IC - Project Document Editor - Fees	36,400.00
United States of America	RANDALL PAUL PEERENBOOM	IC 2011-03-08: China expert for Res	38,480.00
United States of America	RANGITA DESILVA-DEALWIS	IC 2011-06-16: ONA international ge	52,050.00
United States of America	LARA B TABAC SHERIDAN	IC LARA TABAC	44,000.00
United States of America	ELIANA ESPOSITO	IC-Strategy & Communications Consul	49,400.00
United States of America	Burton Group Inc	ICT Advisory Services on Secur	61,800.00
United States of America	Gartner Group, Inc.	ICT Research and Advisory Serv	108,800.00
United States of America	THE BILLFISH FOUNDATION	Il pago convenio de cooperació	73,500.00
United States of America	QED Consulting	In reference to contract No.4/009/0	34,250.00
United States of America	Stacy Alboher	Individual Contractor	66,000.00
United States of America	Hewlett Packard Latin America	INFRAESTRUCTURA INFORMATA	221,930.00
United States of America	Thomas Allan Fuhs	Installation of Audio-Visual exhibi	45,000.00
United States of America	DEVELOPMENT GATEWAY	Instalment Agreement	40,000.00
United States of America	BROTHERS CONTRACTING COMPANY	Int. # 10 Brothers Co./ MOFA	107,480.00
United States of America	BROTHERS CONTRACTING COMPANY	Int. # 2 - Brothers/MOFA	95,590.00
United States of America	BROTHERS CONTRACTING COMPANY	Int. # 3 Brothers/MOFA	115,640.00
United States of America	BROTHERS CONTRACTING COMPANY	Int. #5-Brothers Co./MOFA	139,510.00
United States of America	BROTHERS CONTRACTING COMPANY	Int.#6-Brothers Co./MOFA	76,320.00
United States of America	BROTHERS CONTRACTING COMPANY	Int.4-Brothers/PART ONE	88,780.00
United States of America	BROTHERS CONTRACTING COMPANY	Int.4-Brothers/PART TWO	59,520.00
United States of America	BROTHERS CONTRACTING COMPANY	Interim#1for brothers Cont	262,140.00
United States of America	Associates for International Management	Inv# 2011-5 Milestone 2	40,000.00
United States of America	FOOD AND AGRICULTURE ORGANIZATION	Invoice #746789 of 10-Feb-10	32,190.00
United States of America	TATA America International Corporation	lban apr-dec	123,330.00
United States of America	United Nations	January 2011 Base Rent for DC1	317,840.00

Major Contracts for Services Placed by Agency During 2011 (Contracts of \$30,000 or more)

AGENCY			Contract Value
Location of Supplier	Name of Contractor	Description of Services	USD
United States of America	Paschalidis Jenean	Jenean Paschalidis (PO coverin	51,000.00
United States of America	Paschalidis Jenean	Jenean Paschalidis (PO covering fro	69,700.00
UNDP Continued			
United States of America	304 East 45t Street LLC	June Rent & Services	69,900.00
United States of America	TATA America International Corporation	Kisley Kaushak, Apr-Dec 11, \$656.00	123,330.00
United States of America	United Nations	Leased Building	4,131,980.00
United States of America	SLG 220 News Owner LLC	Leased Building	567,200.00
United States of America	PERMANENT MISSION OF NIGERIA TO U.N.	Leased Building	99,980.00
United States of America	TIAA-CREF C/O Cushman & Wakefield	Leased Building	30,810.00
United States of America	22nd Century Technologies Inc.	Leonid Shiriaev - Web Developer (\$6	49,910.00
United States of America	UNICEF NEW YORK	Liquidation of Exp. July-Sept1	133,930.00
United States of America	TATA America International Corporation	Madhuban Apr-dec	69,330.00
United States of America	Dynamic Systems Inc.	Maintenance Service for variou	56,440.00
United States of America	SITA (Societe Int. DE Telecommunications	Managed Messaging Services (CO	245,280.00
United States of America	SITA (Societe Int. DE Telecommunications	Managed Messaging Services (HQ	178,580.00
United States of America	JOHNS HOPKINS UNIVERSITY CENTRAL LOCKBOX	manual to ILO "UN Handbook"	35,600.00
United States of America	CORPORATE EXECUTIVE BOARD	Membership Aug 2011 -July 2012	45,000.00
United States of America	304 East 45t Street LLC	Meter Charges	33,900.00
United States of America	SOUKTEL INC.	Milestone 2 - Payment upon com	38,220.00
United States of America	SOUKTEL INC.	Milestone 3	95,550.00
United States of America	SOUKTEL INC.	Milestone 4	38,220.00
United States of America	TATA America International Corporation	Monica EPM onsite apr-dec 2011	136,860.00
United States of America	JUSTIN EVANS DENNY	Monthly payment USD 5000 for during	45,000.00
United States of America	Mythics Inc	Mythics--PeopleSoft license le	1,039,480.00
United States of America	Mythics Inc	Mythics--PeopleSoft license lease p	1,435,640.00
United States of America	TATA America International Corporation	Neha JOSHI, Offsite	36,960.00
United States of America	NTT/VERIO	NTT - Verio - BIM additional f	31,690.00
United States of America	NTT/VERIO	NTT hosting service 2011 to en	60,870.00
United States of America	NTT AMERICA, INC.	NTT-Verio server hosting Charges fo	97,300.00
United States of America	DEVELOPMENT GATEWAY	OGC Contract 11-025 for Web De	34,650.00
United States of America	PACT INSTITUTE	Operation Cost for 2nd install	522,740.00
United States of America	ORACLE USA, Inc.	Oracle BI suite Enterprise Edition	50,510.00
United States of America	ORACLE USA, Inc.	Oracle Database License & Supp	38,460.00
United States of America	Systems Flow, Inc.	Output 2: change management, c	324,750.00
United States of America	JOHNS HOPKINS UNIVERSITY CENTRAL LOCKBOX	Outputs#4-9-Vol.Contrib.	46,160.00
United States of America	IDEP	Payment	275,350.00
United States of America	FOREST TRENDS ASSOCIATION	Payment	50,000.00
United States of America	THE GLOCOMS GROUP Inc	Payment to Glcoms	61,830.00
United States of America	SKYTOP LODGE CORPORATION	PB Retreat 16-17 Nov11 full pa	43,680.00
United States of America	Claudia A. Rader	PB/SSA/2010/70 Web Editor	85,800.00
United States of America	The Heldrich Hotel	PCNA Training Workshops: 30 Ja	69,180.00
United States of America	COFFEY INTERNATIONAL DEVELOPMENT	Phase I - Services for SIS	46,800.00
United States of America	United Nations	Porter's Wage Escalation for A	94,180.00
United States of America	United Nations	Porter's Wage Escalation for M	94,180.00
United States of America	United Nations	Porter's Wage Escalation Janua	94,180.00
United States of America	COLORCRAFT OF VIRGINIA INC.	Printing of annual report	44,690.00
United States of America	Consolidated Graphics	Printing of HDRs11 Eng and sp	88,720.00
United States of America	PLANSON INTERNATIONAL CORPORATION	Procurement of 200 Laptops for	330,000.00
United States of America	PLANSON INTERNATIONAL CORPORATION	Procurement of 200 Laptops for the	330,000.00
United States of America	Hewlett-Packard Company	Provision for HP BAC and Topaz	71,600.00
United States of America	INTERNATIONAL RELIEF & DEVELOPMENT	Provision of packages component rol	515,910.00
United States of America	INTERNATIONAL RELIEF & DEVELOPMENT	Provision of Reintegration Sup	221,110.00
United States of America	INTERNATIONAL RELIEF & DEVELOPMENT	Provision of Reintegration Support	221,110.00
United States of America	GLOBAL STRATEGIES GROUP	Provision of Security Services	1,025,110.00
United States of America	Work Well Partners	Purchase New Product for Area	78,800.00
United States of America	Work Well Partners	Purchase New Product for Area 4	78,800.00
United States of America	SAVE THE CHILDREN - USA	Q3 ACTIVITIES	45,620.00
United States of America	Ronald CARNICELLI	R. Carnicelli salary for (6 months '	31,000.00
United States of America	TATA America International Corporation	Raj Apr-Dec	145,890.00
United States of America	TATA America International Corporation	Rajneesh MALAV, Offsite	39,600.00
United States of America	Alexander Wolf & Son A Division Of A.W.	RBAP Renovation Project	85,640.00
United States of America	ABDEL RAHIM KHATEEB- ARRORI ENG. OFFICE	Recruiting Designing Firm for Area	35,000.00
United States of America	DYNCORP INTERNATIONAL LLC	Ref. IRQ10/08/08-007: Call off	40,340.00
United States of America	GLOBALAGRISK, INC	Regional government agencies g	60,000.00
United States of America	INTERNATIONAL RELIEF & DEVELOPMENT	Reintegration packages provide	190,400.00
United States of America	304 East 45t Street LLC	Rent & Services	450,890.00
United States of America	TIAA-CREF C/O Cushman & Wakefield	Rent for Teacher's Building fo	30,810.00
United States of America	TIAA-CREF C/O Cushman & Wakefield	Rent Payment - Teachers Bldg	32,130.00
United States of America	UNITED NATIONS DRUG CONTROL PROGRAMME	REV. VOUCHER 00277058	30,820.00
United States of America	AL ASHEQQAA COMPANY FOR GENERAL CONTRACT	Reversal of voucher # 55158	46,950.00
United States of America	WORLD BANK (NEW YORK)	reversal vr 40864 acct code	77,270.00
United States of America	DEVELOPMENT GATEWAY FOUNDATION	REVERS-VOUCHER40166 TO ONE UN	76,740.00
United States of America	CISCO SYSTEMS, INC.	Router y accesorios	38,490.00
United States of America	PATHFINDERS STAFFING INC	S) Accounting services	40,000.00
United States of America	Alexander Wolf & Son A Division Of A.W.	S) Building Maintenance & Repa	919,660.00
United States of America	The Desmond Tutu Center	S) Cafeteria services	37,140.00
United States of America	Riley, Park, Hayden & Associates, Inc.	S) Civil engineering	121,130.00
United States of America	Riley, Park, Hayden & Associates, Inc.	S) Civil engineering5TH PAYMENT :	633,600.00
United States of America	Alexander Wolf & Son A Division Of A.W.	S) Commercial construction	274,430.00
United States of America	Cisco Systems Inc.(C.C.N.P.)	S) Computer hardware mainten	116,880.00
United States of America	LTA Planson International Corporation	S) Computer hardware maintenance	46,020.00
United States of America	EMC CORPORATION	S) Computer hardware maintenance	42,940.00
United States of America	VERIZON	S) Data services	41,570.00
United States of America	Alexander Wolf & Son A Division Of A.W.	S) Electric & electr. engineer	41,430.00
United States of America	304 East 45t Street LLC	S) Electric utilities	738,830.00
United States of America	United Nations	S) Electric utilities	319,640.00
United States of America	SITA (Societe Int. DE Telecommunications	S) Email and messaging service	823,330.00
United States of America	Clean Energy Alternatives (CEA) Inc.	S) Environmental information	291,190.00
United States of America	CONSERVATION INTERNATIONAL	S) Environmental information	64,990.00
United States of America	Pritchard Industries, Inc.	S) Handyman services	184,770.00
United States of America	Emerging Markets Communications Inc.	S) Internet services	1,426,830.00
United States of America	GLOBAL EMERGENCY GROUP	S) Intl Consultants - Support	102,910.00
United States of America	RICHARD HARTSHORN LANGAN II	S) Intl Consultants - Support	55,310.00
United States of America	PATRICK DONNELL BALL	S) Intl Consultants - Support	45,000.00
United States of America	Sulaiman Shaukat WASTY	S) Intl Consultants - Support	40,000.00
United States of America	PRICE WATER HOUSE COOPERS	S) Intl Consultants-Technical	243,360.00
United States of America	IBRD World Bank	S) Intl Consultants-Technical	192,920.00
United States of America	CONSENSUS BUILDING INSTITUTE	S) Intl Consultants-Technical	135,100.00
United States of America	TETRA TECH ES. INC	S) Intl Consultants-Technical	84,190.00
United States of America	JAMES WAYTT	S) Intl Consultants-Technical	59,770.00
United States of America	MCGREW, LAURA	S) Intl Consultants-Technical	52,200.00
United States of America	ELIZABETH GILBERT	S) Intl Consultants-Technical	51,500.00
United States of America	Mouna Hashem	S) Intl Consultants-Technical	45,190.00
United States of America	Paul Arthur LUNDBERG	S) Intl Consultants-Technical	36,000.00
United States of America	Kristin Haffert	S) Intl Consultants-Technical	35,380.00
United States of America	Jennifer Drag	S) Intl Consultants-Technical	30,710.00
United States of America	JPD SYSTEMS, LLC	S) Language interpretation	38,460.00
United States of America	TATA America International Corporation	S) Local Consultants-Technical	744,590.00
United States of America	ORACLE USA, Inc.	S) Local Consultants-Technical	609,710.00
United States of America	HCL AMERICA INC.	S) Local Consultants-Technical	529,070.00
United States of America	ACCENTURE LLP	S) Local Consultants-Technical	469,340.00
United States of America	CMC Americas Inc	S) Local Consultants-Technical	91,220.00
United States of America	Paschalidis Jenean	S) Local Consultants-Technical	70,550.00
United States of America	Nancy CATTLE	S) Local Consultants-Technical	70,000.00

Major Contracts for Services Placed by Agency During 2011 (Contracts of \$30,000 or more)

AGENCY			Contract Value
Location of Supplier	Name of Contractor	Description of Services	USD
United States of America	Right Consulting Inc.	S) Local Consultants-Technical	49,500.00
United States of America	ERP Analysts Inc	S) Local Consultants-Technical	41,040.00
UNDP Continued			
United States of America	BIRLASOFT INC	S) Local Consultants-Technical	31,680.00
United States of America	MicroSoft Corporation	S) Management information syst	175,400.00
United States of America	Synergy International	S) Mass communication services	1,270,410.00
United States of America	Siteworx, Inc	S) Mass communication services	101,000.00
United States of America	Tarrytown House	S) Meeting facilities	343,090.00
United States of America	INTERNATIONAL RELIEF & DEVELOPMENT	S) New business start up Advic	2,349,220.00
United States of America	Marsh and Mclennan	S) Property Insurance	70,350.00
United States of America	Special Rapporteur Support Project	S) Rural development services	95,000.00
United States of America	Trustees of Columbia University (NYC)	S) Service Contract	583,020.00
United States of America	Paschalidis Jenean	S) Service Contract	49,300.00
United States of America	NJB SECURITY	S) Service Contract	43,850.00
United States of America	COFFEY INTERNATIONAL DEVELOPMENT	S) Service Contract	31,140.00
United States of America	NTT/VERIO	S) Software application admin.	152,220.00
United States of America	MicroSoft Corporation	S) Software maintenance	1,032,510.00
United States of America	SYNERGY INTERNATIONAL SYSTEMS, INC.	S) Software maintenance	123,020.00
United States of America	Symantec Corporation	S) Software maintenance	116,980.00
United States of America	ADOBE SYSTEMS INCORPORATED	S) Software maintenance	90,270.00
United States of America	Partnership for Supply Chain Management	S) Storage	93,590.00
United States of America	Georgia State University Research Founda	S) Training and development	36,000.00
United States of America	CHF INTERNATIONAL HAITI	S) Transport Service	4,240,060.00
United States of America	American Express Travel Related Services	S) Travel agency services: Est	304,810.00
United States of America	American Express Travel Related Services	S) Travel agency services: Estinate	500,000.00
United States of America	TATA America International Corporation	Sailaja VENNAPUSA - Onsite duration	91,180.00
United States of America	ARUSHA STANISLAUS	Salary for SSAP international Consu	36,300.00
United States of America	TATA America International Corporation	Salindra apr-dec	145,890.00
United States of America	TATA America International Corporation	Sandy Jourdain Salary for July - De	70,000.00
United States of America	TATA America International Corporation	Sarath p apr-dec	123,330.00
United States of America	TATA America International Corporation	Sarath Patibandla, Apr-Dec 11, \$656	123,330.00
United States of America	Bachrach Group LTD	Services for A. Tannian - 4 Jan to	44,950.00
United States of America	P & D CONSULTING SERVICES, INC.	Services for Glorian D'Sylva	47,490.00
United States of America	TATA America International Corporation	Services for SIS	64,050.00
United States of America	TATA America International Corporation	Services provided to SIS	33,080.00
United States of America	TATA America International Corporation	Shilpa Apr-Dec	69,330.00
United States of America	TATA America International Corporation	shiva apr to dec	123,330.00
United States of America	TATA America International Corporation	Shiva on IPSAS Jan to Mar emp benef	39,680.00
United States of America	SITA (Societe Int. DE Telecommunications	SITA CO MSS charges for March	129,320.00
United States of America	SITA (Societe Int. DE Telecommunications	Sita Firewall Jan 2011	33,940.00
United States of America	SITA (Societe Int. DE Telecommunications	SITA Hosting Messaging Country	126,220.00
United States of America	SITA (Societe Int. DE Telecommunications	Sita Hosting Services for CO f	116,630.00
United States of America	SITA (Societe Int. DE Telecommunications	SITA HQ MSS charges for March	49,050.00
United States of America	SITA (Societe Int. DE Telecommunications	SITA MSS charges for February	33,560.00
United States of America	SITA (Societe Int. DE Telecommunications	SITA MSS services for October,	102,710.00
United States of America	SYNERGY INTERNATIONAL SYSTEMS INC	Software licenses	37,190.00
United States of America	ADOBE SYSTEMS INCORPORATED	Sprint 5 inv 23812648 (410 hrs	44,820.00
United States of America	ADOBE SYSTEMS INCORPORATED	Sprint 5 inv 23812649 (196 hrs	34,380.00
United States of America	SEEMIN QAYUM	SQayum from 01/04 to 31/12 for 100	65,000.00
United States of America	TATA America International Corporation	Srinivas REDDY SHERI - Onsite durat	105,640.00
United States of America	JEREMY ECKSTEIN	SSA - Jeremy Eckstein 1st December	39,000.00
United States of America	MICHAEL FRANCIS LAPALME	SSA #2011/009, Mr. Michale F. Lapal	99,000.00
United States of America	BERNADETTE JANE FOLEY	SSA fees for international consult	68,000.00
United States of America	STRATUS CONSULTING, INC.	Stratus Consulting to lead/coordina	91,300.00
United States of America	INTERNATIONAL RELIEF & DEVELOPMENT	Submission of Final narrative	31,810.00
United States of America	Synergy International	Synergy Contract Amendment 1 E	33,440.00
United States of America	Synergy International	Synergy Contract Amendment 1 S	78,030.00
United States of America	Synergy International	Synergy last payment (Re-Inst	84,760.00
United States of America	Synergy International	Synergy last payment (Re-Instate P	90,760.00
United States of America	Synergy International	System Development and Technic	130,970.00
United States of America	THE CARTER CENTER	TCC finanal tranche	1,254,820.00
United States of America	Primus Telecommunications, Inc.	Telecommunication Landline Services	64,290.00
United States of America	TGI Office Automation	TGI COPIER OCTOBER-DECEMBER 20	75,970.00
United States of America	TGI Office Automation	TGI Copiers January - April 20	80,650.00
United States of America	Vizada BV	Thrane & Thrane Explorer 700 B	65,960.00
United States of America	TATA America International Corporation	Tina Mansukhani - TCS- Additional f	121,580.00
United States of America	DEVELOPMENT GATEWAY	To Clear Vouc#00121983	40,000.00
United States of America	Deloitte Consulting LLP	to identify suitable options -	142,500.00
United States of America	INTERNATIONAL RELIEF & DEVELOPMENT	Training component rolled out:	1,035,410.00
United States of America	United Nations General Trust Fund	Training, other	41,130.00
United States of America	Trigyn Technology Inc	Trigyn - Oleg Rybalko 1 May to Dec	92,890.00
United States of America	UNFPA - United Nations Population Fund	UNAIDS/ PAF/GENDER 2011	73,170.00
United States of America	AUDITOR GENERAL- REPUBLIC SOUTH AFRICA	UNDP Ext. Audit Fees 2011 Q1	197,900.00
United States of America	AUDITOR GENERAL- REPUBLIC SOUTH AFRICA	UNDP Ext. Audit Fees 2011 Q4	197,900.00
United States of America	AUDITOR GENERAL- REPUBLIC SOUTH AFRICA	UNDP Ext. Audit Fees 2011, Q2	197,900.00
United States of America	AUDITOR GENERAL- REPUBLIC SOUTH AFRICA	UNDP Ext. Audit Fees 2011, Q3	197,900.00
United States of America	United Nations	UNDP Share 2011 Q1 UNHQs svc	1,663,380.00
United States of America	United Nations	UNDP Share 2011 Q2 UNHQs svc	1,525,010.00
United States of America	United Nations	UNDP Share 2011 Q3 UNHQs svc	1,525,010.00
United States of America	United Nations	UNDP Share 2011 Q4 UNHQs svc	1,525,010.00
United States of America	Emerging Markets Communications Inc.	UNDP Sud. DDR VSAT MRC bal3Q11	47,360.00
United States of America	United Nations	UNV Share 2011 Q1 UNHQs svcs	87,550.00
United States of America	United Nations	UNV Share 2011 Q2 UNHQs svcs	80,260.00
United States of America	United Nations	UNV Share 2011 Q3 UNHQs svcs	80,260.00
United States of America	United Nations	UNV Share 2011 Q4 UNHQs svcs	80,260.00
United States of America	DEVELOPMENT GATEWAY FOUNDATION	Upgrade à la version 2.0	35,050.00
United States of America	304 East 45t Street LLC	Utilities (Electricity for 1/3	40,780.00
United States of America	304 East 45t Street LLC	Utilities charges for March 20	44,270.00
United States of America	DEVELOPMENT GATEWAY FOUNDATION INC	Year 2 (1 of 3 line) Refresh	64,000.00
Uruguay	SISTEMAS DE GESTION EMPRESARIAL S.R.L.	1° ETAPA 15% FINAL Y 15% 2° ET	35,620.00
Uruguay	SONDA URUGUAY S.A.	1er CUOTA ENMIENDA 3	366,000.00
Uruguay	SONDA URUGUAY S.A.	2da CUOTA ENMIENDA 3 DE CONT.	366,000.00
Uruguay	UNIVERSIDAD DE LA REPUBLICA	3er y ULTIMO PAGO CONVENIO 351	32,000.00
Uruguay	BEGA URUGUAY SRL	AVANCE DE OBRA CAC DEL MGAP	33,100.00
Uruguay	BEGA URUGUAY SRL	CERT N°1 AVANCE CAC LIC/34000	41,550.00
Uruguay	PABLO MARTIN FERREIRA SIOSTEDT	CESION DE CREDITO SAGAST CAC	51,730.00
Uruguay	TILSOR SA	LICENCIAS ORACLE	168,280.00
Uruguay	ARTECH CONSULTORES SRL	mant. sop. logico correcciones	63,730.00
Uruguay	TILSOR SA	mant.sop logico	63,280.00
Uruguay	PABLO MARTIN FERREIRA SIOSTEDT	OBRA DE CENTRO DE ATENCION CIU	40,620.00
Uruguay	STAVROS MOYAL Y ASOCIADOS SRL	RELEVAMIENTO Y REVISION DISEN	109,930.00
Uzbekistan	CHINOR SHKT. CO.LTD	2011, Ctr#PO/1019/09, progress	59,770.00
Uzbekistan	BM ANKLAFLLTD	85 percent payment for organization	37,320.00
Uzbekistan	QUVASOYTAMIRKURILISH OOO	Progress payment for construct	148,880.00
Uzbekistan	CHINOR SHKT. CO.LTD	Remaining obligation under civ	162,100.00
Uzbekistan	CHINOR SHKT. CO.LTD	Remaining obligation under civil wo	346,980.00
Uzbekistan	Marziya Otin Xususiy Firmasi	S) Civil engineering	45,440.00
Venezuela (Bolivarian Rep. of)	T C S TECHNOLOGY CONSULTING SOLUTION, CA	20% A LA APROBACIÓN DEL INFORM	33,080.00
Venezuela (Bolivarian Rep. of)	T C S TECHNOLOGY CONSULTING SOLUTION, CA	35% A LA APROBACIÓN DEL TERCER	57,880.00
Venezuela (Bolivarian Rep. of)	FACEX CONSULTING GROUP C.A.	Producto 3. INFORME DE ESTRUCTURACI	36,880.00
Vietnam	TT NGHIEN CUU PT HO TRO CONG DONG	75% OF PROJECTED 2011 PAPI SER	317,070.00
Vietnam	CTY TNHH MOT THANH VIEN GHD VIET NAM	Amendment 4 - Design UN House	137,620.00
Vietnam	TRUONG DAI HOC CAN THO - DAK	Clinical Legal Education Workshop i	33,220.00
Vietnam	CT CP NGHIEN CUU VA TU VAN DONG DUONG	Contract 2011-12-08: First pay	83,380.00

Major Contracts for Services Placed by Agency During 2011 (Contracts of \$30,000 or more)

AGENCY			Contract Value
Location of Supplier	Name of Contractor	Description of Services	USD
Vietnam	CT CP NGHIEN CUU VA TU VAN DONG DUONG	Contract 2011-12-08: First payment	83,380.00
Vietnam	BQL DA HO TRO CAI CACH HANH CHINH - UNDP	Expense Distribution	76,300.00
UNDP Continued			
Vietnam	TONG CUC THONG KE - 00040722	Expense Distribution	70,700.00
Vietnam	DU AN 00058492	Expense Distribution	45,490.00
Vietnam	DU AN HO TRO PHAN TICH CS TAI CHINH	Expense Distribution	39,660.00
Vietnam	DU AN ILS - UNDP 00075880	Expense Distribution	31,800.00
Vietnam	BQL DU AN DIOXIN	Expense Distribution	30,240.00
Vietnam	BQL DU AN NANG CAO HQSD NANG LUONG	FRQ1 2011 45088 PECSME	31,940.00
Vietnam	DU AN HO TRO PHAN TICH CS TAI CHINH	FRQ1 2011 61137 SFPA	36,520.00
Vietnam	BQLDA TANG CUONG NL CT XD VA TH CAC CSDT	FRQ1 2011 61897EMPCD	45,210.00
Vietnam	NANG CAO NANG LUC THE CHE VE QLRR	FRQ1 2011 63486 DRM	118,350.00
Vietnam	BQL CDA TCNL TTCP VA CPVN	FRQ1 2011 63558 GI_UNCAC	32,530.00
Vietnam	BQL DU AN NANG CAO HQSD NANG LUONG	FRQ2 2011 45088 PECSME	35,290.00
Vietnam	TONG CUC THONG KE - 00040722	FRQ2 2011 60736 SEDM	66,940.00
Vietnam	DU AN TCNL UNG PHO BIEN DOI KHI HAU	FRQ2 2011 60851 CBCC MONRE	78,670.00
Vietnam	NANG CAO NANG LUC THE CHE VE QLRR	FRQ2 2011 63486 DRM	164,590.00
Vietnam	BAN QLDA TANG CUONG NL LONG GHEP PT....	FRQ2 2011 70239 CC MPI	36,150.00
Vietnam	BQL DU AN DIOXIN	FRQ2 2011 71224 POP-DIOXIN	30,740.00
Vietnam	UNREDD VIETNAM PROGRAMME	FRQ2 2011 71577 UN REDD	73,140.00
Vietnam	DU AN PHONG CHONG DAI DICH CUM O NGUOI	FRQ2 2011 72621 JP HEALTH	170,230.00
Vietnam	DU AN: HO TRO NANG CAO NANG LUC THAM MUU	FRQ2 2011 MACECO 74812	34,550.00
Vietnam	BQL CDA TCNL TTCP VA CPVN	FRQ3 2011 63558 GI_UNCAC	85,490.00
Vietnam	ACTIONAID VIETNAM	MOU with Action Aid VN: Seed s	30,100.00
Vietnam	SAVE THE CHILDREN	MOU with the Save Children (Co	37,760.00
Vietnam	DAVIS LANGDON AND SEAH VIETNAM	Payment for Cost Consultants (QS) f	75,230.00
Vietnam	CTY TNHH MOT THANH VIEN GHD VIET NAM	Payment for Design Team in 201	720,780.00
Vietnam	CTY TNHH MOT THANH VIEN GHD VIET NAM	Payment for Design Team in 2011 - A	250,000.00
Vietnam	CTY TNHH MOT THANH VIEN GHD VIET NAM	Payment for Design Team in 2011 - D	45,000.00
Vietnam	CTY TNHH MOT THANH VIEN GHD VIET NAM	Payment for Design Team in 2011 - F	100,000.00
Vietnam	CTY TNHH MOT THANH VIEN GHD VIET NAM	Payment for Design Team in 2011 - I	50,000.00
Vietnam	CTY TNHH MOT THANH VIEN GHD VIET NAM	Payment for Design Team in 2011 - N	400,000.00
Vietnam	CTY TNHH MOT THANH VIEN GHD VIET NAM	Payment for Design Team in 2011 - U	200,000.00
Vietnam	GHD PTY LTD	Payment for revision to blast	73,420.00
Vietnam	TT NGHIEN CUU PT HO TRO CONG DONG	RESEARCH "PROVINCIAL PUBLIC AD	59,400.00
Vietnam	VAN PHONG LUAT SU NHQUANG VA CONG SU	Survey on Court Administration in V	75,980.00
Vietnam	CUC PHUC VU NGOAI GIAO DOAN	UNAB rental first tranche paym	74,940.00
Virgin Islands	CARIBBEAN EMERGENCY RESPONDERS	E) Training	63,350.00
Yemen	YEMEN 21 CENTURY FORUM	CSO activities aimed at increa	36,100.00
Yemen	YEMEN 21 CENTURY FORUM	CSO activities aimed at increasing	36,100.00
Yemen	MINE ACTION PROJECT	Jul.11 FR 57560-30071	47,760.00
Yemen	MINE ACTION PROJECT	Jun.11 FR 47729-57560	80,650.00
Yemen	MINE ACTION PROJECT	Jun.2011 FR 57560-4000	84,940.00
Yemen	MINE ACTION PROJECT	Jun.2011 FR 58441-26960	46,460.00
Yemen	MINE ACTION PROJECT	Sep.11 FR 47729-57560	75,910.00
Zambia	SZURFFORDING CONTRACTORS LIMITED	7.1.1.2 3rdInstalforRefurb(EQ)	30,320.00
Zambia	SZURFFORDING CONTRACTORS LIMITED	7.1.1.2Third InstalmentRefurb(PMU)	31,210.00
Zambia	SNV NETHERLANDS DEVELOPMENT ORGANISATION	Bal 50% train/admin costs	45,980.00
Zambia	MERCURY LINES LTD	Being payment for construction	61,890.00
Zambia	BRENDA MUNTEMBA	Cash imprest police training	42,470.00
Zambia	KANJA MPUNDU GEORGE	Consultancy fees	36,000.00
Zambia	AMY MATONGO	Data conversion team imprest	42,060.00
Zambia	NATIONAL HIV/AIDS/STI/TB COUNCIL	Expense Distribution	108,630.00
Zambia	MAMTCHO LODGE LTD	Expense Distribution	48,590.00
Zambia	AMY MATONGO	Expense Distribution	43,680.00
Zambia	AMY MATONGO	Imprest data converters Mar 11	46,300.00
Zambia	NEW HORIZON PRINTING PRESS	Inv 10853/21772/10854 print ex	48,290.00
Zambia	MAMTCHO LODGE LTD	Inv 257 conf facilities GIDD	48,590.00
Zambia	PROGIB PRINTERS LTD	Inv Inv 0102 print elec code	90,570.00
Zambia	BBC WORLD SERVICES TRUST	S) Media placement & fulfillme	317,660.00
Zambia	LILAYI POLICE TRAINING COLLEGE MESS	Training of trainers 160 offic	62,410.00
Zimbabwe	THOREX CC	5.1..4.1 and 2 Replenishment	31,320.00
Zimbabwe	NATIONAL AIDS COUNCIL	6.1.2.6 Payment of retention a	202,350.00
Zimbabwe	NATIONAL AIDS COUNCIL	7.2.10.17 Monthly salary cost	180,000.00
Zimbabwe	NATIONAL AIDS COUNCIL	7.2.10.9 District AIDS Co-ordi	133,500.00
Zimbabwe	NATIONAL AIDS COUNCIL	7.2.10.9 Monthly salary cost p	283,500.00
Zimbabwe	DELMA PRINTERS	Act 37Data entry forms for HSS	75,000.00
Zimbabwe	Biomedical Research & Training Institute	Community response evaluation	31,150.00
Zimbabwe	THE RAINBOW TOWERS	Conference package/accom	72,000.00
Zimbabwe	NEXT TECHNOLOGY AFRICA	Expense Distribution	86,460.00
Zimbabwe	MONTCLAIR HOTEL	Expense Distribution	74,860.00
Zimbabwe	AFRICAN CAPACITY BUILDING FOUNDATION	Grant Payment	1,096,350.00
Zimbabwe	PEARL PROPERTIES (2006) LIMITED	OFFICE RENTAL JANUARY-JUNE 201	100,000.00
Zimbabwe	PEARL PROPERTIES (2006) LIMITED	OFFICE RENTALS JANUARY-JUNE 20	109,640.00
Zimbabwe	DELOITTE & TOUCHE	Payment for M&E/verification o	33,470.00
Zimbabwe	DELOITTE & TOUCHE	Payment for M&E/verification of Nat	198,930.00
Zimbabwe	PEARL PROPERTIES (2006) LIMITED	Payment of Operational Costs f	36,100.00
Zimbabwe	KINGDOM HOTEL	PreBudgetSeminar200MPs	66,000.00
Zimbabwe	STANDARD CHARTERED BANK	Recall funds deposited byerror	31,310.00
Zimbabwe	FEDERAL EXPRESS (PVT) LTD	S) Courier Charges & Delivery	30,050.00
Zimbabwe	Digitron Business Systems	S) Information centers(TA)	60,200.00
UNESCO			
Afghanistan	UNOPS	Not Defined	1,730,580.00
Afghanistan	BRAC Afghanistan	Not Defined	1,180,130.00
Afghanistan	Baheer C.P CO.L	Not Defined	724,692.35
Afghanistan	SAB	Not Defined	609,000.00
Afghanistan	Basic Vocational Ed & Social Org	Not Defined	570,000.00
Afghanistan	Sanayee Development Organization	Not Defined	264,000.00
Afghanistan	UNESCO KABUL	Not Defined	61,664.33
Albania	AD-STAR Sh.p.k.	OTHER	194,092.64
Albania	COMFORT SHPK	OTHER	96,558.66
Albania	Institute for Monuments of Culture/	Services Company Contract	79,944.00
Angola	SECRETARIADO PERMANENTE DA COMISSAO	No identified description	72,967.02
Argentina	CIUDAD GRAFICA S.R.L	Fee contract	61,068.52
Argentina	IDES	Fee contract	35,000.00
Argentina	Fundacion Teatro Argentino	OTHER	100,000.00
Argentina	Poliarquia Consultores S.A.	ServCompany Contract	99,500.00
Argentina	PANATEL SA	ServCompany Contract	30,160.00
Argentina	Fundacion Huesped	Services Company Contract	64,161.62
Australia	Australian Council for	Fee contract	59,700.00
Australia	IFJ Asia	OTHER	30,000.00
Australia	AUSTRALIA ICOMOS	ServCompany Contract	31,748.14
Austria	International Atomic Energy Agency	OTHER	34,522.44
Azerbaijan	Anglo-American Business Services	ServCompany Contract	37,173.00
Bahamas	BAHAMAS NATIONAL COMMISSION	ServCompany Contract	64,183.00
Bangladesh	BANGLADESH SHILPAKALA ACADEMY	OTHER	38,000.00
Barbados	CANQATE	ServCompany Contract	136,925.00
Belarus	INSTITUTE FOR CULTURE OF BELARUS	OTHER	133,600.00
Belgium	J. Van Breda & Co International	Not Defined	985,545.00
Belgium	SPRL DL SERVICES	Not Defined	100,308.03
Belgium	J. Van Breda & Co International	ServCompany Contract	1,090,540.85
Belgium	Vlaams Instituut voor de Zee	ServCompany Contract	395,879.23
Belgium	Brantra	Translation Contract	38,819.49
Belgium	UNDP BRUSSELS	Utilities	85,460.31

Major Contracts for Services Placed by Agency During 2011 (Contracts of \$30,000 or more)

AGENCY			Contract Value
Location of Supplier	Name of Contractor	Description of Services	USD
Benin	CONSEIL INTERNATIONAL DES RADIOS-	OTHER	37,000.00
Bolivia	Universidad Evangelica Boliviana	ServCompany Contract	30,000.00
UNESCO Continued			
Bosnia and Herzegovina	GD ZENIT d.o.o. Usora	OTHER	203,679.04
Bosnia and Herzegovina	HERING d.d. Siroki Brijeg	OTHER	71,333.91
Bosnia and Herzegovina	NEBO Tours doo	ServCompany Contract	53,646.52
Bosnia and Herzegovina	HM Tenax d.o.o.	Small Works Cont.	194,986.00
Brazil	Due Promocoos E Eventos Ltda	Event	1,167,750.40
Brazil	Bsb Adventure, Turismo, Eventos E P	Event	334,404.69
Brazil	Amav S Turismo Ltda	Event	165,139.14
Brazil	Formato Producoes E Eventos Ltda	Event	140,870.28
Brazil	Compliance Eventos E Producoes Ltda	Event	96,290.64
Brazil	Barra Livre Eventos E Promocoos Ltd	Event	92,179.95
Brazil	F.J. Producoes Ltda	Event	89,889.78
Brazil	Channel Locacoes E Eventos Ltda - M	Event	89,787.73
Brazil	Caminante Viagens, Turismo E Evento	Event	85,130.02
Brazil	Basica Assessoria Montagem De Feira	Event	77,110.76
Brazil	Ekipe De Eventos Congressos E Feira	Event	60,949.37
Brazil	Icone Viagens E Eventos	Event	54,652.02
Brazil	Travel Tours - L.A. Viagens E Turis	Event	52,180.74
Brazil	Agencia De Eventos, Negocios E Serv	Event	43,261.11
Brazil	Uniao Brasileira De Educacao E Assi	Event	42,670.44
Brazil	Bhg Sudeste Empreendimento Hoteleir	Event	41,046.11
Brazil	Mba Cultural Ltda	Event	40,972.78
Brazil	Sorocaba Park Hotel Ltda.	Event	34,969.88
Brazil	Sun & Tour Viagens E Eventos Ltda E	Event	31,498.55
Brazil	Interline Turismo E Representacoes	Event	31,150.00
Brazil	Business Do Brasil Comunicacao Ltda	Not Defined	294,628.66
Brazil	Grafica E Editora Qualidade Ltda.	Not Defined	75,852.07
Brazil	Capital Grafica E Editora Ltda. - M	Not Defined	68,220.14
Brazil	Oficina De Arte Aplicada Ltda	Not Defined	61,116.47
Brazil	Tim Celular S. A. - Filial Df	Not Defined	54,020.74
Brazil	Iron Mountain Do Brasil Ltda.	Not Defined	37,599.02
Brazil	Sun & Tour Viagens E Eventos Ltda E	Not Defined	31,499.00
Brazil	Instituto Brasileiro De Informacao	Not Defined	31,422.27
Brazil	Empresa Brasileira De Telecomunicac	Not Defined	30,304.33
Brazil	Tda Brasil Comunicacao E Marketing	Production Order	189,151.35
Brazil	Grafica E Editora Qualidade Ltda.	Production Order	102,462.54
Brazil	Grafica E Editora Lcr Ltda.	Production Order	76,809.18
Brazil	Cidade Grafica E Editora Ltda.	Production Order	73,410.40
Brazil	Capital Grafica E Editora Ltda. - M	Production Order	53,553.79
Brazil	Teixeira Grafica E Editora Ltda.	Production Order	44,657.51
Brazil	WI Servicos E Comunicacao Visual Lt	Production Order	43,072.54
Brazil	Coronario Editora Grafica Ltda.	Production Order	39,000.00
Brazil	Planform Grafica E Editora Ltda	Production Order	35,969.87
Brazil	Ap Video Comunicacao Ltda.	Production Order	33,524.10
Brazil	Ecoplan Engenharia Ltda.	ServCompany Contract	777,144.02
Brazil	Csaneu Engenharia E Consultoria Amb	ServCompany Contract	267,941.52
Brazil	Fundacao Universidade Federal Do Pa	ServCompany Contract	160,974.62
Brazil	Cedaps - Centro De Promocao Da Saud	ServCompany Contract	143,632.74
Brazil	Tudo Em Transporte Editora Ltda.	ServCompany Contract	134,580.56
Brazil	Hmetrics Avaliacao De Projetos Soci	ServCompany Contract	115,888.90
Brazil	Associacao Brasileira Interdiscipli	ServCompany Contract	115,532.74
Brazil	Nucleo Medio Paraiba - Rede Naciona	ServCompany Contract	115,532.74
Brazil	Grupo Cultural Afro Reggae	ServCompany Contract	98,203.60
Brazil	Centro Projeto Axe De Defesa E Prot	ServCompany Contract	96,385.54
Brazil	Paulista Servicos E Transportes	ServCompany Contract	94,933.32
Brazil	Microsoft Informatica Ltda	ServCompany Contract	92,592.60
Brazil	J2 Comercio De Utilidades Ltda	ServCompany Contract	92,454.80
Brazil	Multi-Itens Comercio E Artigos De P	ServCompany Contract	90,754.09
Brazil	Grupo Cultural Baguncaco	ServCompany Contract	89,820.37
Brazil	Teller Engenharia Ltda - Epp	ServCompany Contract	89,042.50
Brazil	Associacao Projeto Providencia	ServCompany Contract	88,959.70
Brazil	Fsb Comunicacao E Planejamento Estr	ServCompany Contract	88,757.40
Brazil	Sociedade Amigos Do Bairro Do Rocio	ServCompany Contract	88,757.40
Brazil	Ensina.Br	ServCompany Contract	88,259.15
Brazil	Instituto Adamantino Acurar - Inada	ServCompany Contract	87,544.91
Brazil	Vise - Vigilancia E Seguranca Ltda	ServCompany Contract	85,733.16
Brazil	Oficina De Arte Aplicada Ltda	ServCompany Contract	82,407.02
Brazil	UNAMAZ ASSOCIATION OF AMAZONIAN	ServCompany Contract	80,000.00
Brazil	Associacao De Amigos Da Crianca Com	ServCompany Contract	76,923.08
Brazil	Nucleo De Desenvolvimento Social-Nd	ServCompany Contract	76,923.08
Brazil	Grupo Pela Vidda Niteroi	ServCompany Contract	76,342.74
Brazil	Associacao Faca Uma Crianca Feliz	ServCompany Contract	74,911.24
Brazil	Casa De Moises	ServCompany Contract	71,025.31
Brazil	Afma - Acao Social Comunitaria	ServCompany Contract	69,922.16
Brazil	Fac - Frente De Apoio Comunitario S	ServCompany Contract	67,712.52
Brazil	Associacao Minasnovense De Promocao	ServCompany Contract	66,272.19
Brazil	Praxian Consultoria Ltda.	ServCompany Contract	65,210.67
Brazil	Exito Servios Ltda	ServCompany Contract	64,491.23
Brazil	Associacao Cultural Teatral Tibicue	ServCompany Contract	64,184.86
Brazil	Inga Nucleo De Acao Comunitaria	ServCompany Contract	63,839.54
Brazil	Ecós-Comunicacao Em Sexualidade	ServCompany Contract	63,803.75
Brazil	Associacao De Desenvolvimento Da Ra	ServCompany Contract	62,823.25
Brazil	Associacao Palas Athena Do Brasil	ServCompany Contract	62,264.15
Brazil	Galpao De Arte	ServCompany Contract	59,459.47
Brazil	Adedh - Associacao Em Defesa Dos Di	ServCompany Contract	57,788.60
Brazil	Instituto Reacao	ServCompany Contract	56,138.80
Brazil	Sbpi Consultoria Ltda	ServCompany Contract	56,047.90
Brazil	Sociedade Parao Bem Estar Da Famili	ServCompany Contract	54,409.11
Brazil	Centro De Atencao E Atendimento A A	ServCompany Contract	54,043.64
Brazil	Instituto Evangelico De Assistencia	ServCompany Contract	52,833.12
Brazil	Nucleo De Integracao Pela Vida	ServCompany Contract	52,077.10
Brazil	Ile Omolu E Oxum	ServCompany Contract	51,347.88
Brazil	Centro Integrado De Estudos E Progr	ServCompany Contract	51,344.67
Brazil	Federacao De Bandeirantes Do Brasil	ServCompany Contract	51,267.66
Brazil	Big Pisos - Pisos E Revestimentos L	ServCompany Contract	50,969.81
Brazil	Mais Vidros Ltda - Me	ServCompany Contract	47,818.33
Brazil	18z Artes Graficas Ltda - Me	ServCompany Contract	47,801.36
Brazil	Associacao Filhas De Santa Maria Da	ServCompany Contract	47,142.01
Brazil	Ong -Senpre De Pinheral - Servico N	ServCompany Contract	44,801.03
Brazil	Idsc - Thereza Maria De Souza	ServCompany Contract	44,491.91
Brazil	Associacao Das Travestis De Mato Gr	ServCompany Contract	43,848.27
Brazil	Movimento Gay De Alfenas E Regiao S	ServCompany Contract	43,729.52
Brazil	Neokoros Brasil Ltda.	ServCompany Contract	43,062.50
Brazil	Centro De Convivencia Joana D Arc	ServCompany Contract	42,875.70
Brazil	Gtp+ - Grupo De Trabalhos Em Preven	ServCompany Contract	42,464.62
Brazil	Grupo Matizes	ServCompany Contract	42,462.19
Brazil	Instituto De Artes Aurimar Monteiro	ServCompany Contract	42,195.86
Brazil	Gada - Grupo De Amparo Ao Doente De	ServCompany Contract	41,257.10
Brazil	Grupo Humanus	ServCompany Contract	40,572.69
Brazil	Gaac - Grupo Anti-Aids Camacari	ServCompany Contract	40,428.23
Brazil	Shama - Associacao Homossexual De A	ServCompany Contract	38,311.88
Brazil	Sociedade Terra Viva	ServCompany Contract	37,452.82

Major Contracts for Services Placed by Agency During 2011 (Contracts of \$30,000 or more)

AGENCY			Contract Value
Location of Supplier	Name of Contractor	Description of Services	USD
Brazil	Associacao De Amigos Do Bale De Cam	ServCompany Contract	35,739.64
Brazil	Associacao Dos Deficientes Fisicos	ServCompany Contract	35,502.97
UNESCO Continued			
Brazil	Associacao De Apoio A Crianca Com H	ServCompany Contract	33,964.50
Brazil	Ydreams Brasil - Servicos E Solucoe	ServCompany Contract	33,545.95
Brazil	Assoc Do Movimento Compositores Da	ServCompany Contract	33,174.70
Brazil	Associacao Beneficente Luzia Lopes	ServCompany Contract	32,120.12
Brazil	Associacao Brasileira De Jornalismo	ServCompany Contract	32,000.00
Brazil	Gustavo Penna Arquiteto & Associado	ServCompany Contract	31,898.76
Brazil	Due Promocoos E Eventos Ltda	ServCompany Contract	30,481.43
Brazil	Flytour American Express Business T	Travel expenses	173,969.23
Bulgaria	BULGARIAN NAT. COM. FOR UNESCO	ServCompany Contract	49,000.00
Burkina Faso	Université de Koudougou	OTHER	57,945.63
Burkina Faso	BURKINA FASO NATIONAL COMMISSION	ServCompany Contract	51,468.04
Burkina Faso	RESEAU AFRIQUE JEUNESSE	ServCompany Contract	40,000.00
Burkina Faso	MINISTERE DE L ENSEIGNEMENT DE	ServCompany Contract	35,500.00
Burkina Faso	AZALAI HOTEL INDEPENDANCE	ServCompany Contract	34,727.88
Cameroon	WWF CARPO	OTHER	419,965.00
Cameroon	Ets OZONE	ServCompany Contract	44,543.69
Cameroon	WWF International Cameroon	ServCompany Contract	34,353.00
Cameroon	ESSTIC (Ecole Supérieure Sciences	ServCompany Contract	32,486.37
Cameroon	Sartesoc - state of the art radio	Small Works Cont.	60,879.73
Cameroon	SATGURU TRAVELS & TOURS	Travel expenses	92,553.72
Canada	GlobeScan Incorporated	Authors Servc Contr	79,913.00
Canada	Ensemble Systems Inc.	Fee contract	39,039.53
Canada	McGill School of Continuing Studies	Fee contract	35,651.90
Canada	UDM (Rent & Other)	Not Defined	596,844.06
Canada	2011 UIS Staff Retreat	Not Defined	37,056.27
Canada	United Nations University	OTHER	216,000.00
Canada	Diners Club International	Travel expenses	501,273.65
Cape Verde	CAPE VERDEAN NAT COM FOR UNESCO	ServCompany Contract	233,022.00
Cape Verde	Ministério da Cultura e Desporto CV	ServCompany Contract	31,288.00
Central African Republic	INRAP Institut National de Recherch	ServCompany Contract	30,958.96
Chile	RIACES CINDARED IBEROAMERICAN	ServCompany Contract	130,000.00
Chile	G4S SECURITY SERVICES LTDA	ServCompany Contract	64,004.31
Chile	VIGO CONSULTORES SA	ServCompany Contract	50,455.45
Chile	Acción Digital Ltda	ServCompany Contract	39,256.77
Chile	Corporación de Desarrollo Socia	ServCompany Contract	35,729.77
Chile	Fundación de Estudios	ServCompany Contract	34,000.00
Chile	Productora de Eventos Honorato San	ServCompany Contract	30,855.13
Chile	TURISMO COCHA S.A.	Travel expenses	70,668.76
Chile	Turismo Costanera Limitada	Travel expenses	44,999.41
Chile	AGENCIA DE VIAJES TURAVION LIMITADA	Travel expenses	37,258.85
Chile	TNT EXPRESS WORLWIDWE CHILE	Utilities	45,566.22
China	WCABC Wulong County Administration	Not Defined	70,000.00
China	Finance Department of Lushan Scenic	Not Defined	45,000.00
China	Tsinghua University Education Found	Not Defined	36,107.00
China	DRC Development Research Center	Not Defined	35,368.20
China	China Family Planning Association	Not Defined	31,958.57
China	Beijing Housing Service	OTHER	138,613.93
China	APQN Asia Pacific Quality Network	ServCompany Contract	156,000.00
China	NATCOM OF THE OF THE PEOPLE'S	ServCompany Contract	66,500.00
China	Ganzi Kangba Ecology and Cultural	ServCompany Contract	47,572.39
China	CTPC CHINA TRANSLATION AND	Translation Contract	124,419.81
China	Beijing Jing-Hang Air Tickets	Travel expenses	60,026.71
Colombia	ESCUELA TALLER CARTAGENA DE INDIAS	OTHER	72,066.00
Colombia	CERLALC	OTHER	40,000.00
Colombia	MAYOL EDICIONES	OTHER	39,481.00
Colombia	Sociedad Hotelera Tequendama S.A.	ServCompany Contract	44,198.59
Costa Rica	FUNDACVION PARQUE LA LIBERTAD	OTHER	48,714.00
Costa Rica	CATIE	OTHER	30,000.00
Costa Rica	Silpre y Silgar	ServCompany Contract	96,620.00
Costa Rica	PUBLI PRODUCCIONES ARISA, S.A.	ServCompany Contract	61,500.00
Costa Rica	Fundacion Costa Rica Multilingue	ServCompany Contract	45,000.00
Costa Rica	ASOCIACION INCUBADORA PARQUE TEC	ServCompany Contract	37,900.00
Costa Rica	COCREACIONES, S.A.	ServCompany Contract	33,000.00
Costa Rica	PLUS TRAVEL S.A.	Travel expenses	36,132.96
Costa Rica	SECURE SA	Utilities	35,613.92
Cote d'Ivoire	OIPR OFFICE IVOIRIEN DES PARCS	OTHER	30,000.00
Cuba	Consejo Nacional de Patrimonio Cult	ServCompany Contract	124,948.00
Cuba	Cuseko Travel	ServCompany Contract	55,308.20
Cuba	OFICINA DEL HISTORIADOR DE LA	Small Works Cont.	560,000.00
Cuba	Eduardo Moreira Ocantio	Small Works Cont.	38,938.40
Czech Republic	GEMA ART GROUP a.s.	OTHER	1,748,664.32
Democratic Rep. of the Congo	Africa Conservation Fund (ACF)	OTHER	400,911.00
Democratic Rep. of the Congo	Parc National de Kahuzi Biega ICCN	ServCompany Contract	66,026.00
Denmark	PHOENIX DESIGN AID	Authors Servc Contr	77,107.90
Denmark	UNIVERSITY OF COPENHAGEN	No identified description	110,000.00
Ecuador	METROPOLITAN TOURING	Travel expenses	84,650.48
Egypt	ANQAHE ARAB NETWORK FOR QUALITY	ServCompany Contract	159,528.00
Egypt	Naga Studio	ServCompany Contract	96,000.00
Egypt	Cairo Computer Academy	ServCompany Contract	64,392.54
Egypt	CAH CENTRE FOR CONSERVATION	ServCompany Contract	50,500.00
Egypt	Sofitel El Gezira Hotel	ServCompany Contract	30,967.66
Egypt	AMERICAN EXPRESS TRAVEL SERVICES	Travel expenses	37,409.78
El Salvador	Instituto Nacional de los Deportes	OTHER	33,060.00
Ethiopia	AB GET Printing press	Not Defined	30,048.08
Ethiopia	SNNPR BOFED SOUTHERN NATIONS	OTHER	278,784.00
Ethiopia	Oromia Bureau of Finance and	OTHER	271,285.00
Ethiopia	Bureau of Plan and Finance Aid	OTHER	237,364.00
Ethiopia	Amhara Bureau of Finance and	OTHER	212,282.00
Ethiopia	Ministry of Culture and Tourism	OTHER	211,218.00
Ethiopia	Bureau of Finance and Economic	OTHER	134,995.00
Ethiopia	Addis Ababa City Administration	OTHER	116,745.00
Ethiopia	UNECA	OTHER	40,070.08
Ethiopia	Dr Michael Dejene PubHt Consultancy	ServCompany Contract	43,000.00
Ethiopia	Gashem Trave	Travel expenses	101,056.70
Ethiopia	UNECA	Utilities	32,881.45
Fiji	KINGFISHER CONSULTANCY	ServCompany Contract	54,465.00
Fiji	SPBEA SOUTH PACIFIC BOARD FOR	ServCompany Contract	49,857.15
Finland	ENQA	ServCompany Contract	107,170.00
France	Aurelia Mazoyer	Authors Servc Contr	60,348.21
France	ANNA MORTREUX	Authors Servc Contr	34,981.07
France	KONICA MINOLTA BUSINESS	Commodities Order	409,751.47
France	LNI Imprimerie	Commodities Order	60,134.69
France	SITAS	Fee contract	44,729.30
France	OTIS	Not Defined	963,706.31
France	XEROX FINANCIAL SERVICES	Not Defined	928,807.38
France	Derichebourg Energie	Not Defined	789,789.17
France	GRAS SAVOYE	Not Defined	418,890.69
France	Cour des Comptes	Not Defined	358,749.90
France	KONICA MINOLTA BUSINESS	Not Defined	157,451.89
France	STEM PROPRETE	Not Defined	116,171.45
France	ACI ELEVATION	Not Defined	107,944.63

Major Contracts for Services Placed by Agency During 2011 (Contracts of \$30,000 or more)

AGENCY			Contract Value
Location of Supplier	Name of Contractor	Description of Services	USD
France	DERICHEBOURG PROPLETE	Not Defined	103,477.59
France	GRAS SAVOYE	Not Defined	51,000.80
UNESCO Continued			
France	CIPSH - CONSEIL DE LA PHILOSOPHIE	Not Defined	50,000.00
France	DERICHEBOURG PROPLETE	OTHER	776,356.20
France	AMERICAN EXPRESS VOYAGES	OTHER	494,918.11
France	Derichebourg Energie	OTHER	476,861.32
France	SAP FRANCE S.A.	OTHER	363,324.79
France	A.M.L. Bâtiment	OTHER	358,464.58
France	ISSC-INTL SOCIAL SCIENCE COUNCIL	OTHER	225,000.00
France	STEM PROPLETE	OTHER	218,303.80
France	C TEK INGENIERIE	OTHER	158,669.16
France	TALEO	OTHER	153,706.00
France	Groupe ADN SARL	OTHER	113,418.32
France	ANAMNESIA	OTHER	80,975.26
France	UNESCO - JCU	OTHER	76,150.00
France	OTIS	OTHER	65,561.56
France	LES ATELIERS DU REEL	OTHER	56,231.30
France	SARL ORBE	OTHER	52,354.43
France	CULTURE ET DEVELOPPEMENT	OTHER	42,230.00
France	BROCHAGE RICHARD	Purchase Order	98,146.34
France	ICOMOS	ServCompany Contract	1,135,007.59
France	STEM PROPLETE	ServCompany Contract	997,697.35
France	TEP	ServCompany Contract	254,980.60
France	FOUCHARD FILIPPI COMMUNICATIONS	ServCompany Contract	199,118.20
France	Planeth JFTL SARL	ServCompany Contract	187,620.00
France	MCI France	ServCompany Contract	141,300.94
France	BAEYENS SYLVAIN	ServCompany Contract	94,721.93
France	COLOR SPACE LAB / AGENDA	ServCompany Contract	93,929.19
France	MANOIR DE GRESSY	ServCompany Contract	90,879.19
France	SALANS ET ASSOCIES	ServCompany Contract	85,730.73
France	RECTO VERSO	ServCompany Contract	84,963.97
France	STUDIO ADELIN RISPAL	ServCompany Contract	80,552.36
France	SoftFluent	ServCompany Contract	80,374.17
France	Radisson Hotel at Disneyland	ServCompany Contract	67,441.89
France	Pack 2 Agence editoriale	ServCompany Contract	65,363.15
France	PRICEWATERHOUSECOOPERS	ServCompany Contract	54,599.20
France	Lucie Lom SCP	ServCompany Contract	54,108.44
France	ALAIN BRION SARL	ServCompany Contract	53,459.29
France	CIEP	ServCompany Contract	52,939.15
France	CIRCE	ServCompany Contract	52,478.25
France	ANTEMETA	ServCompany Contract	48,561.57
France	TECHNOPOLIS FRANCE	ServCompany Contract	47,883.00
France	SWORD SA	ServCompany Contract	46,259.21
France	STIPA IMPRIMERIE	ServCompany Contract	43,329.95
France	TERA ECONOMICS	ServCompany Contract	42,382.05
France	Radar Technologies International	ServCompany Contract	42,000.00
France	MH Design	ServCompany Contract	39,030.48
France	Emmanuel LABARD	ServCompany Contract	38,423.55
France	SAP FRANCE S.A.	ServCompany Contract	35,788.26
France	MERCER CONSULTING	ServCompany Contract	32,799.92
France	LE VIF DU SUJET	ServCompany Contract	32,477.00
France	STE de l'Imprimerie Artistique	ServCompany Contract	32,379.92
France	Bureau Veritas	ServCompany Contract	30,011.06
France	SOTERKENOS	Small Works Cont.	37,756.04
France	AMERICAN EXPRESS CARTE FRANCE	Travel expenses	852,003.11
France	CIEL D'AFRIQUE	Travel expenses	44,605.85
France	CPCU	Utilities	1,043,809.14
France	EDF	Utilities	942,244.25
France	ORANGE	Utilities	494,821.63
France	SFR Business Team	Utilities	319,865.36
France	EAU DE PARIS EPIC	Utilities	179,306.10
France	SUDAC AIR SERVICES	Utilities	49,804.37
Gabon	DMT SECURITE	ServCompany Contract	31,892.78
Germany	WILHELM GAFERS GmbH	Commodities Order	88,561.83
Germany	Bürgerstiftung Kulturlandschaft	OTHER	53,098.57
Germany	Kulturlandschaft Uckermark e.V.	OTHER	41,619.70
Germany	Biosphaerenreservatsverwaltung	OTHER	34,859.14
Germany	Westours Reisen	Travel expenses	35,888.18
Ghana	RAMADA RESORT	OTHER	33,493.00
Ghana	AAU ASSOCIATION OF AFRICAN UNIVERSI	ServCompany Contract	217,500.00
Ghana	SATGURU TRAVELS	Travel expenses	42,003.80
Greece	MIO-ECSDE	ServCompany Contract	42,500.00
Guinea	DNEC Direction Nationale de l	No identified description	67,897.63
Guinea-Bissau	GUINEA BISSAU NATIONAL COMMIS.	ServCompany Contract	52,424.00
Honduras	CONSTRUCCIONES E INVERSIONES CRACO	OTHER	325,023.99
Honduras	AVENDAÑO Y ASOCIADOS S. DE R.L.	OTHER	280,725.59
Honduras	Dirección Ejecutiva de Gestión de	ServCompany Contract	82,225.00
Honduras	Plural Organización para la Cultura	ServCompany Contract	55,105.00
Honduras	Asociación GOAL Internacional	Small Works Cont.	98,140.00
India	ATREE ASHOKA TRUST FOR RESEARCH	No identified description	79,230.00
India	WII WILDLIFE INSTITUTE OF INDIA	No identified description	52,820.00
India	DATAMATICS GLOBAL SERVICES LIMITED	ServCompany Contract	250,021.40
India	G4S Secure Solutions (India) Pvt. L	ServCompany Contract	33,033.10
India	Elleeanora Images	Video&Film Contract	32,860.00
Indonesia	The Sultan Hotel Jakarta	OTHER	40,367.46
Indonesia	National Geographic Indonesia	ServCompany Contract	44,301.15
Indonesia	Bingkai Indonesia Association	ServCompany Contract	36,913.89
Indonesia	WIRAGARDA WAHANA WASPADA PT	ServCompany Contract	30,596.17
Indonesia	PUTRA PERDANA PERKASA, PT	Small Works Cont.	96,604.22
Indonesia	PT. BAYU BUANA, Tbk	Travel expenses	120,638.48
Indonesia	PT. Indovision Primafilm	Video&Film Contract	36,907.12
Iran, Islamic Republic of	UNIPACK	ServCompany Contract	44,080.00
Iraq	AL Mesalla organization	OTHER	40,000.00
Iraq	Civil Development Organization	OTHER	40,000.00
Iraq	GoldenLand Company	ServCompany Contract	104,572.33
Iraq	Erbil Rotana Hotel	ServCompany Contract	69,436.00
Ireland	ECDL EUROPEAN COMPUTER DRIVING	OTHER	402,520.99
Italy	IUGS INTERNATIONAL UNION GEOLOGICAL	OTHER	62,500.00
Italy	ICCROM	OTHER	36,347.99
Italy	ARS PROGETTI	ServCompany Contract	560,068.00
Italy	ICCROM	ServCompany Contract	198,837.47
Italy	IGES	ServCompany Contract	140,000.00
Italy	Third Reef Solutions, LLC	ServCompany Contract	105,420.00
Italy	COREST CONSORZIO RESTAURATORI	ServCompany Contract	95,693.05
Italy	SGI Studio Galli Ingegneria SpA	ServCompany Contract	95,000.00
Italy	Co New Tech SAS	ServCompany Contract	54,112.46
Italy	EEM Congressi & Eventi	ServCompany Contract	39,835.27
Italy	Vincenzo Casali Studio	ServCompany Contract	31,531.00
Italy	INTERSOS	Small Works Cont.	150,325.00
Italy	AU CLEAN SERVIZI SRL	Small Works Cont.	46,050.03
Italy	BASSANI SPA	Travel expenses	73,975.32
Italy	TELECOM ITALIA SPA	Utilities	75,562.78
Jamaica	Trafalgar Travel	Travel expenses	41,327.95

Major Contracts for Services Placed by Agency During 2011 (Contracts of \$30,000 or more)

AGENCY			Contract Value
Location of Supplier	Name of Contractor	Description of Services	USD
Jamaica	JAMAICA NATIONAL COMMISSION	Utilities	42,000.00
Japan	ACCU	OTHER	504,130.00
UNESCO Continued			
Japan	Blocked: See vendor 302244	OTHER	168,696.00
Japan	Asia-Pacific Cultural Centre	OTHER	96,112.37
Japan	Institute of Egyptology Waseda Univ	OTHER	58,429.08
Japan	ACCU	ServCompany Contract	216,225.04
Japan	International Society for Mangrove	ServCompany Contract	53,950.00
Japan	NRICPT	ServCompany Contract	46,000.00
Jordan	NCHRD - NATIONAL CENTER FOR HUMAN	No identified description	196,618.00
Jordan	Al Sami General Trade company Ltd.	ServCompany Contract	830,763.52
Jordan	Al Munshed Company	ServCompany Contract	164,749.94
Jordan	Platinum Travel	ServCompany Contract	153,276.81
Jordan	SOC STARS ORBIT CONSULTANTS AND	ServCompany Contract	145,280.50
Jordan	ALHANI TRAVEL AND TOURISM	ServCompany Contract	131,790.97
Jordan	NCCI - NGO Coordination Committee	ServCompany Contract	120,020.00
Jordan	LANDMARK AMMAN HOTEL	ServCompany Contract	68,996.54
Jordan	DAHLAN TOURS & TRAVEL	ServCompany Contract	65,042.07
Jordan	TRAVEL CODE	ServCompany Contract	63,622.88
Jordan	Rozaleen Leahlol Almotkamleh	ServCompany Contract	57,329.99
Jordan	EBAA INTERNATIONAL DESIGN AND PRINT	ServCompany Contract	48,859.35
Jordan	Spacetoon Kids TV, Educational Huma	ServCompany Contract	36,260.00
Jordan	AMANDLA	ServCompany Contract	35,000.00
Jordan	Petra Jordanian Mobile	Utilities	77,655.87
Jordan	White Angel Media Services	Video&Film Contract	45,000.00
Kazakhstan	AMG LLP	No identified description	72,869.68
Kazakhstan	UNDP UNITED NATIONS DEVELOPMENT	Utilities	89,869.00
Kenya	AFRICAN CULTURAL REGENERATION	OTHER	100,000.00
Kenya	UNON UNITED NATIONS OFFICE AT NAIRO	OTHER	30,158.00
Kenya	MICRODE CONSULT	ServCompany Contract	88,370.00
Kenya	Whitesands Hotel	ServCompany Contract	43,456.89
Kenya	Nairobi Safari Club Hotel	ServCompany Contract	31,871.47
Kenya	BCD TRAVEL	Travel expenses	132,999.92
Kenya	UNON UNITED NATIONS OFFICE AT NAIRO	Utilities	68,368.00
Korea, Republic of	KOREAN NATIONAL COMMISSION FOR	ServCompany Contract	158,200.00
Korea, Republic of	KOREA NATIONAL PARK SERVICE (KNPS)	ServCompany Contract	30,000.00
Kuwait	UNAMI UNITED NATIONS ASSISTANCE	ServCompany Contract	63,818.46
Kyrgyzstan	FORUM FOR EDUCATIONAL INITIATIVES	ServCompany Contract	54,290.00
Lao People's Democratic Republic	Department of Non Formal Education	ServCompany Contract	252,000.00
Lao People's Democratic Republic	COMMISSION NATIONALE LAO	ServCompany Contract	59,976.00
Lebanon	PROTECTRON	Goods/Services relat	60,060.00
Lebanon	DERGHAM SARL	ServCompany Contract	88,805.18
Lebanon	Archevêché Maronite de BTH	ServCompany Contract	54,100.00
Lesotho	Lesotho College of Education	No identified description	47,521.12
Lesotho	Lesotho Network of people living	No identified description	46,205.70
Liberia	LMC LIBERIAN MEDIA CENTER	OTHER	119,900.00
Liberia	CEMESP CENTER FOR MEDIA STUDIES	OTHER	60,120.00
Luxembourg	IMPRIMERIE CENTRALE	ServCompany Contract	482,346.87
Madagascar	ADAM association des archeologues	OTHER	30,000.00
Malaysia	ABU ASIA PACIFIC BROADCASTING UNION	OTHER	33,775.00
Malaysia	Asia-Pacific Broadcasting Union	ServCompany Contract	57,000.00
Mali	ZED sa	OTHER	45,861.20
Mali	ISEPT	ServCompany Contract	52,215.14
Mali	FEMACAU FEDERATION MALIENNE DES	ServCompany Contract	46,992.67
Mali	ZED sa	ServCompany Contract	45,861.20
Mali	AGETIC Agence des Technologies	ServCompany Contract	31,975.16
Mali	SATGURU TRAVEL	Travel expenses	105,999.92
Mauritania	ANNAJAH - ASSOCIATION POUR LA COOP.	Authors Servic Contr	40,598.25
Mauritania	PARC NATIONAL DU DIAWLING	ServCompany Contract	56,437.00
Mauritius	Mauritius Meteorological Services	ServCompany Contract	84,700.00
Mexico	INSTITUTO DE ECOLOGICA A.C.	OTHER	31,400.00
Mexico	UNIVERSIDAD AUTONOMA DE SAN LUIS	ServCompany Contract	33,130.00
Mongolia	MECS NFDE MINISTRY OF EDUCATION	No identified description	181,375.00
Mongolia	Institute of Education ,The	No identified description	125,500.00
Mongolia	Mongolian National Public Radio	No identified description	50,000.00
Mongolia	Mongolian National Public Radio	OTHER	35,000.00
Mongolia	Globe International	ServCompany Contract	49,261.00
Mongolia	Mongolian Printing Association	ServCompany Contract	40,702.00
Mongolia	Mongolian National Public Radio	ServCompany Contract	30,070.00
Morocco	GOLDEN TULIP FARAH RABAT	ServCompany Contract	67,303.92
Morocco	STRADOM	ServCompany Contract	65,832.32
Morocco	MOROCCO NAT. COM. FOR UNESCO	ServCompany Contract	63,307.34
Morocco	RADOSE	ServCompany Contract	54,320.99
Morocco	Mazagan Beach Resort	ServCompany Contract	39,122.73
Morocco	IPDF Initiatives pour la Protection	ServCompany Contract	37,006.33
Morocco	IMPRIMERIE LAWNE	ServCompany Contract	30,737.83
Morocco	AL HASSANIA VOYAGE	Travel expenses	56,312.57
Mozambique	INDE Instituto Nacional Desen Educa	No identified description	45,000.00
Mozambique	Gabinete da Esposa do	OTHER	92,650.00
Mozambique	GABINETE DE INFORMACAO	OTHER	92,013.00
Mozambique	UNDP- Mozambique	OTHER	42,539.43
Mozambique	G4S Security Services	OTHER	38,326.55
Mozambique	CFQAEA CENTRO DE FORMACAO DE	OTHER	35,486.00
Mozambique	Direcção Provincial de Educação e	OTHER	35,209.56
Mozambique	EUROSIS - Consultoria e Formação em	ServCompany Contract	131,180.80
Mozambique	COREM	ServCompany Contract	71,474.00
Mozambique	GOLO-AGENCIA DE PUBLICIDADE, LDA	ServCompany Contract	48,281.42
Mozambique	AMADI AFRICA MANAGEMENT DEVELOPMENT	ServCompany Contract	47,950.00
Mozambique	Promarte	Video&Film Contract	67,363.35
Namibia	SWAKOPMUND HOTEL & Ent CENTRE	No identified description	53,076.92
Namibia	University of Namibia-	No identified description	44,772.52
Namibia	NAMIBIAN NAT.COMM.FOR UNESCO	No identified description	35,941.81
Namibia	TRIP TRAVEL	Travel expenses	57,903.81
Nauru	NAURU MEDIA BUREAU	ServCompany Contract	37,500.00
Netherlands	DIPLOMATIC SUPPLY EUROPE B.V.	Commodities Order	129,187.44
Netherlands	INQAAHE NVAO INTERNATIONAL	ServCompany Contract	130,000.00
Netherlands	IGRAC Stichting	ServCompany Contract	73,596.36
Netherlands	Eindhoven University of Technology	ServCompany Contract	45,000.00
Netherlands	DELTARES	ServCompany Contract	38,976.00
Nicaragua	RDS Red de Desarrollo Sostenible de	Goods/Services relat	32,000.00
Nicaragua	URRACAN-UNESCO	OTHER	90,140.00
Nicaragua	UNIVERSIDAD BICU	OTHER	80,140.00
Nicaragua	GRAAS-UNESCO-REVITALIZACION	OTHER	71,105.00
Nicaragua	MARENA / ODM ESPAÑA	ServCompany Contract	76,545.00
Nicaragua	CO NAC CO UNESCO	ServCompany Contract	50,500.00
Nicaragua	FUNDACION PARA LA AUTONOMIA Y	ServCompany Contract	40,000.00
Niger	MEN MINISTERE DE L EDUCATION NIGER	OTHER	314,998.00
Niger	MINISTERE DE LA JEUNESSE, DES	ServCompany Contract	58,410.00
Niger	Action Jeunesse féminine du Niger	ServCompany Contract	40,000.00
Occupied Palestinian territory	Palestinian Central Bureau of Stati	No identified description	95,000.00
Oman	Michael Jansen ACDC Oman	ServCompany Contract	43,228.76
Pakistan	SINDH COMMUNITY FOUNDATION	Goods/Services relat	32,101.85
Pakistan	Wackenhut Pakistan (Pvt) Ltd	No identified description	56,231.53
Pakistan	Midhat Siddiqui Associates Pvt Ltd	No identified description	46,863.92

Major Contracts for Services Placed by Agency During 2011 (Contracts of \$30,000 or more)

AGENCY			Contract Value
Location of Supplier	Name of Contractor	Description of Services	USD
Pakistan	RECO Riazuddin Engineering PVT Ltd	No identified description	45,638.60
Pakistan	UNDP UNITED NATIONS DEVELOPMENT	No identified description	32,255.00
UNESCO Continued			
Pakistan	UN-HABITAT	OTHER	137,745.00
Pakistan	Association for Better Community	OTHER	67,589.82
Pakistan	Punjab School Education Department	OTHER	49,431.55
Pakistan	THAAP Consultancy & Advisory Service	OTHER	38,000.00
Pakistan	Rural Health & Development	OTHER	34,196.57
Pakistan	Trust for Devpt Studies & Practices	OTHER	30,568.44
Pakistan	Rural Media Network Pakistan	OTHER	30,000.00
Pakistan	NUST INSTITUTE OF CIVIL ENGINEERING	ServCompany Contract	116,000.00
Pakistan	SOCIO ENGINEERING CONSULTANTS	ServCompany Contract	93,398.02
Pakistan	BEFARe (Basic Ed for Awareness,	ServCompany Contract	71,879.15
Pakistan	JURISCONSULTS	ServCompany Contract	33,481.62
Palau	Oceania Television Network	OTHER	34,000.00
Palau	ROLL'EM PRODUCTIONS	OTHER	34,000.00
Panama	Fundacion Comunidad	ServCompany Contract	72,500.00
Panama	MOLINOS TRADE SA	ServCompany Contract	44,700.00
Papua New Guinea	National Statistical Office PNG	ServCompany Contract	56,931.99
Papua New Guinea	Department of Education	ServCompany Contract	39,813.95
Paraguay	Organización de Estados	No identified description	257,516.00
Peru	APECO	No identified description	50,000.00
Peru	COLECTIVO INTEGRAL DE DESARROLLO	ServCompany Contract	109,920.00
Philippines	SEAMEO INNOTECH	ServCompany Contract	48,590.00
Philippines	UP NISMED National Institute for Sc	ServCompany Contract	38,200.00
Philippines	Center for Disaster Preparedness	ServCompany Contract	36,375.00
Qatar	ORYX ROTANA DOHA	ServCompany Contract	67,127.90
Qatar	LA CIGALE HOTEL	ServCompany Contract	62,696.43
Qatar	G4S Qatar W L L	ServCompany Contract	40,934.07
Russian Federation	IZDATELSTVO VES MIR	OTHER	34,532.73
Russian Federation	Global Security LLC CHOP	ServCompany Contract	80,679.12
Russian Federation	Demlink Travel LLC	Travel expenses	49,262.36
Samoa	Tanoa Tusitala Hotel	ServCompany Contract	49,400.92
Senegal	MINISTERE CULTURE - SENEGAL	No identified description	102,726.00
Senegal	CODESRIA	No identified description	60,000.00
Senegal	VIGASSISTANCE	ServCompany Contract	99,767.04
Senegal	CENTRE DE RECHERCHE OCÉANOGRAPHIQUE	ServCompany Contract	84,700.00
Senegal	CNRE Centre National de Ressources	ServCompany Contract	54,702.97
Senegal	Hotel Meridien President Senegal	ServCompany Contract	41,727.20
Senegal	HOTEL SAVANA SALY	ServCompany Contract	40,849.18
Senegal	UCAD UNIVERSITE CHEIKH ANTA DIOP	ServCompany Contract	39,651.85
Senegal	SENEGAL DECOUVERTES TOURISTIQUES	ServCompany Contract	38,882.23
Senegal	BSDA BUREAU SENEGALAIS DU DROIT	ServCompany Contract	37,752.43
Senegal	DALN DIRECTION DE L ALPHABETISATION	ServCompany Contract	35,570.59
Senegal	NICKEL	ServCompany Contract	34,232.92
Senegal	L'HOSTIS Régis EURL	ServCompany Contract	33,994.22
Senegal	TERANGA HOTEL A SALY	ServCompany Contract	32,178.23
Senegal	MESUCURS/Direction Générale	ServCompany Contract	31,196.97
Senegal	ETUDES REALISATIONS ET SERVICES	Small Works Cont.	643,630.81
Senegal	PLANETE TOURS VOYAGES	Travel expenses	228,712.32
Senegal	RELAX VOYAGES	Travel expenses	77,239.06
Senegal	SENELEC	Utilities	82,134.16
Senegal	SONATEL	Utilities	54,278.95
Serbia, Republic of	GP GEMAX doo	OTHER	199,999.71
Serbia, Republic of	MIROSS TRAVEL AGENCY	ServCompany Contract	42,300.33
Solomon Islands	SOLOMON ISLANDS NATIONAL COMMISSION	ServCompany Contract	62,493.21
South Africa	UNIVERSITY OF WITWATERSRAND	OTHER	90,000.00
South Africa	UNIVERSITY OF PRETORIA	OTHER	50,000.00
South Africa	AFRICAN WORLD HERITAGE FUND	OTHER	44,650.00
South Africa	IPSOS MARKINOR	ServCompany Contract	43,600.00
South Africa	Birchwood Hotel & OR Tambo Con. Cen	ServCompany Contract	43,000.00
Spain	UICN Centre for Mediterranean Coope	OTHER	46,666.55
Spain	INES INGENIEROS CONSULTORES S.L.	ServCompany Contract	338,040.00
Spain	MINISTERIO DE CULTURA	ServCompany Contract	253,126.73
Spain	ESPACE GRAFIC - ARC SPACE GRAFIC	ServCompany Contract	71,585.70
Spain	GRAFO, S.A.	ServCompany Contract	61,840.82
Sweden	LULEA University of Technology	ServCompany Contract	52,640.00
Switzerland	ILO - OIT - BIT GENEVA	OTHER	61,924.00
Switzerland	UNOG UNITED NATIONS OFFICE AT GENEV	OTHER	59,801.00
Switzerland	International Labour Organization	OTHER	45,200.00
Switzerland	IUCN INTERNATIONAL UNION FOR	ServCompany Contract	416,852.05
Switzerland	MANNET SARL	ServCompany Contract	262,032.00
Switzerland	AMERICAN EXPRESS INTL INC	Travel expenses	77,050.10
Thailand	Underwater Archaeology Division	ServCompany Contract	60,684.83
Thailand	ADVANCED PRINTING SERVICE COMPANY	ServCompany Contract	39,394.90
Thailand	Khon Kaen University	ServCompany Contract	36,439.47
Thailand	ASIAN INSTITUTE OF TECHNOLOGY	ServCompany Contract	33,740.00
Thailand	Chulalongkorn University	ServCompany Contract	32,318.74
Thailand	Coalition of Asia Pacific Regional	ServCompany Contract	31,000.00
Thailand	SEA TOURS CO LTD	Travel expenses	246,035.85
Thailand	METROPOLITAN ELECTRICITY AUTHORITY	Utilities	45,203.26
The Former Yugoslav Rep. of Mac	SJPR School of Journalism and Publi	OTHER	114,700.00
The Former Yugoslav Rep. of Mac	Zdruzenie na Novinarite na Makedon	OTHER	30,000.00
Timor-Leste	MINISTRY OF EDUCATION AND CULTURE	ServCompany Contract	45,055.00
Togo	UNIVERSITE DE LOME	OTHER	43,500.00
Togo	CGILE CENTRE DE GESTION INTEGREE	ServCompany Contract	50,200.00
Tunisia	ADEA/BAD	OTHER	140,000.00
Tunisia	Commission Nationale Tunisienne	ServCompany Contract	74,230.00
Turkey	ISLEM COGRAFI BILGI SISTEMLERI	ServCompany Contract	73,239.40
United Kingdom	BASELINE ARTS	Authors Servic Contr	54,612.28
United Kingdom	KE Software Ltd	No identified description	119,526.00
United Kingdom	WILLIS LIMITED	No identified description	86,455.65
United Kingdom	UNIVERSITY OF DURHAM	No identified description	53,932.66
United Kingdom	CCD THE CONSULTANCY FOR	No identified description	43,058.00
United Kingdom	INTERNATIONAL PEN	OTHER	45,000.00
United Kingdom	Macmillan PUBLISHERS Ltd	OTHER	42,867.38
United Kingdom	HARPER COLLINS PUBLISHERS	ServCompany Contract	178,845.72
United Kingdom	SMI DISTRIBUTION SERVICES LTD	ServCompany Contract	109,129.67
United Kingdom	ALBANY ASSOCIATES INTERNATIONAL LTD	ServCompany Contract	88,770.00
United Kingdom	Brunswick Group LLP	ServCompany Contract	73,000.00
United Kingdom	IBLF INTERNATIONAL BUSINESS LEADERS	ServCompany Contract	59,472.00
United Kingdom	The Partnering Initiative	ServCompany Contract	59,472.00
United Kingdom	Education for Change Ltd.	ServCompany Contract	52,305.00
United Kingdom	Wiltshire Heritage Museum	ServCompany Contract	51,000.00
United Kingdom	University of Brighton	ServCompany Contract	47,000.00
United Kingdom	Pica Publishing Ltd.	ServCompany Contract	43,050.94
United Kingdom	The Open University	ServCompany Contract	41,291.47
United Kingdom	INSTITUTE OF ARCHAEOLOGY	ServCompany Contract	40,000.00
United Kingdom	Television Trust for	Video&Film Contract	55,500.00
United Republic of Tanzania	MoEVT MINISTRY OF EDUCATION AND	No identified description	214,304.47
United Republic of Tanzania	Education planning project	No identified description	78,000.00
United Republic of Tanzania	TANZANIA NAT. COMM. FOR UNESCO	No identified description	56,778.78
United Republic of Tanzania	Ministry of Comm., Science & Techn.	OTHER	70,000.00
United Republic of Tanzania	MEDIA COUNCIL OF TANZANIA	OTHER	35,000.00

Major Contracts for Services Placed by Agency During 2011 (Contracts of \$30,000 or more)

AGENCY			Contract Value
Location of Supplier	Name of Contractor	Description of Services	USD
United Republic of Tanzania	DUCE	ServCompany Contract	96,495.00
United Republic of Tanzania	EMSLIES TRAVEL LTD	Travel expenses	91,695.92
UNESCO Continued			
United States of America	RESEARCH FOUNDATION OF THE CITY	Authors Servic Contr	32,000.00
United States of America	WCS -Wildlife Conservation Society	No identified description	229,779.00
United States of America	The Research Corporation of the	OTHER	170,568.00
United States of America	ICFJ Internaitonal Center	OTHER	105,200.00
United States of America	IREX INTERNATIONAL RESEARCH	OTHER	80,000.00
United States of America	UNDP NEW YORK	OTHER	73,299.43
United States of America	Global Knowledge Initiative	ServCompany Contract	89,834.00
United States of America	American Institutes for Research	ServCompany Contract	69,661.00
United States of America	Affinity Macrofinance	ServCompany Contract	66,618.00
United States of America	InterWorks LLC	ServCompany Contract	30,320.00
United States of America	THE REGENTS OF THE UNIVERSITY	ServCompany Contract	30,000.00
United States of America	HELEN SNIVELY	Translation Contract	31,505.14
Uruguay	AZUL VIAJES Y TURISMO LTDA.	Travel expenses	47,026.76
Vietnam	TTBTD Co Loa Thanh Co HN	OTHER	85,470.00
Vietnam	Continuing Education Department	OTHER	66,181.40
Vietnam	Vietnam Institute of Culture and	OTHER	58,914.50
Vietnam	MAB NATIONAL COMMITTEE	OTHER	52,796.89
Vietnam	Department of Teachers and Edu Adm	OTHER	43,020.88
Vietnam	Hoi An Division of Tourism & Trade	OTHER	39,783.62
Vietnam	My Son Management Board	OTHER	31,391.08
Vietnam	Planning and Finance Department	ServCompany Contract	50,600.00
Vietnam	Centre for Research and Promotion o	ServCompany Contract	41,132.00
Vietnam	MOET National Institute of Educatio	ServCompany Contract	34,000.00
Vietnam	Department of Science, Tech. Env.	ServCompany Contract	32,000.00
Zimbabwe	J&P SECURITY SERVICES	ServCompany Contract	124,257.46
Zimbabwe	PEARLSARD TRAVEL AGENT	Travel expenses	62,398.20
Zimbabwe	Traverze Travel	Travel expenses	61,485.30
UNFPA			
Afghanistan	IO GLOBAL SERVICES PRIVATE LTD	IT and Communications	33,338.00
Afghanistan	Zarmina Malalai	Premises, rent, purchase, construction and alteration	63,854.62
Afghanistan	AFGHAN KAMYAB CONSTRUCTION COMPANY	Premises, rent, purchase, construction and alteration	31,600.31
Afghanistan	B.S.M. CONSTRUCTION COMPANY	Premises, rent, purchase, construction and alteration	30,197.21
Afghanistan	NOEL PEREZ	Professional Consultancy Services	96,296.00
Afghanistan	FATIMA GOHAR	Professional Consultancy Services	73,051.00
Afghanistan	MOHAMMAD TAHIR GHAZNAVI	Travel and Staff related services	89,904.50
Afghanistan	Satguru Travel & Tourism	Travel and Staff related services	63,575.00
Afghanistan	Mohammad Younus Payab	Travel and Staff related services	59,247.42
Afghanistan	JAVED HAFIZI	Travel and Staff related services	53,670.83
Afghanistan	WFP AFGHANISTAN UNHAS	Travel and Staff related services	38,672.00
Afghanistan	UNITED NATIONS ASSISTANCE MISSION IN AFG	Varied Services	111,568.34
Afghanistan	ADS ADVERTISING COMPANY LTD	Varied Services	52,740.23
Albania	PEGI SHPK	Printing and Publication	33,111.44
Albania	ALBANIAN EXPERIENCE SHPK	Professional Consultancy Services	114,800.99
Albania	MANIACARD-FREE CARD	Professional Consultancy Services	65,281.44
Albania	ARJON TRAVEL & TOURS	Professional Consultancy Services	31,846.94
Albania	CONNEXT SHPK	Varied Services	71,673.02
Angola	HULL BLYTH ANGOLA	Travel and Staff related services	37,017.36
Argentina	FUNDACION HUESPED	Professional Consultancy Services	80,000.00
Argentina	FLACSO	Travel and Staff related services	74,540.00
Argentina	PRODEXPO VIAJES SRL	Travel and Staff related services	50,799.78
Argentina	USS GUARDIA PRIVADA S.A.	Varied Services	47,375.51
Armenia	VISA CONCORD LTD	Travel and Staff related services	34,178.27
Australia	ENERSOL PTY. LTD.	Contraceptives	97,620.42
Australia	JESSICA GARDNER	Professional Consultancy Services	48,537.00
Australia	JULIA CABASSI	Travel and Staff related services	37,842.12
Austria	BERENIKE SEHORST	Professional Consultancy Services	59,736.00
Bangladesh	TECHNOMEDIA LTD	Freight Transportation	154,376.26
Bangladesh	WINDMILL ADVERTISING LTD	Premises, rent, purchase, construction and alteration	108,693.73
Bangladesh	A M EMDADUL HAQUE	Premises, rent, purchase, construction and alteration	55,479.46
Bangladesh	SHARF MAQDUM EMDAD	Premises, rent, purchase, construction and alteration	35,904.25
Bangladesh	RUPUSHI BANGLA HOTEL	Printing and Publication	31,074.90
Bangladesh	ICDDR,B	Professional Consultancy Services	79,881.96
Bangladesh	EXPRESSIONS LTD	Professional Consultancy Services	76,248.69
Bangladesh	MUKTI COX'S BAZAR	Professional Consultancy Services	53,632.86
Bangladesh	DHANSIRI COMMUNICATION LTD	Professional Consultancy Services	45,211.27
Bangladesh	MOON READYWEARS LIMITED	Varied Services	50,381.33
Bangladesh	BITOPI ADVERTISING LTD	Varied Services	45,668.33
Belarus	Evgenia V. Cherkun	Travel and Staff related services	39,364.00
Belarus	MERLINTOUR	Travel and Staff related services	30,098.76
Belgium	SASMAR LIMITED	Contraceptives	40,129.08
Belgium	VANBREDA INTERNATIONAL	Professional Consultancy Services	61,640.31
Belgium	VAN BREDA & CO INTERNATIONAL	Professional Consultancy Services	60,124.20
Belgium	VAN BREDA INTERNATIONAL	Professional Consultancy Services	30,815.85
Benin	PROGRAMME DES NATIONS UNIES POUR LE DEVE	Premises, rent, purchase, construction and alteration	76,795.22
Benin	ZINSOU MICHEL PASCAL/RACHEL	Premises, rent, purchase, construction and alteration	30,059.34
Benin	FONDS REHABILITATION CLCAM ET CRCAM	Professional Consultancy Services	462,502.14
Benin	JEUNES ENSES/JUNIOR ACHIEVEMENT AF	Professional Consultancy Services	76,886.57
Benin	PROJET FISTULE HOPITAL ST JEAN DE DIEU	Professional Consultancy Services	72,075.10
Benin	EUSEBE SOUSSOUKPO HOUNSOKOU	Professional Consultancy Services	69,088.78
Benin	ESEP ESPERANZA	Professional Consultancy Services	52,096.88
Benin	SOFT SECURITY SYSTEMS	Professional Consultancy Services	47,505.33
Benin	AGBODJALOU HONORE	Professional Consultancy Services	35,402.90
Benin	CAISSE NATIONALE DE SECURITE SOCIALE	Professional Consultancy Services	34,784.20
Benin	INSTITUT REGIONAL DE SANTE PUBLIQUE-IRSP	Travel and Staff related services	135,944.63
Benin	SHIVAM TRAVELS SARL	Travel and Staff related services	89,424.79
Bolivia	ENTEL S.A.	IT and Communications	31,445.62
Bolivia	RAUL ALEJANDRO ESTRADA GARVIA	Premises, rent, purchase, construction and alteration	41,877.24
Bolivia	JEAN PAUL GUEVARA AVILA	Professional Consultancy Services	41,912.12
Bolivia	TROPICAL TOURS	Travel and Staff related services	132,371.27
Bolivia	ROYALTOURS S.R.L.	Travel and Staff related services	37,254.03
Bosnia and Herzegovina	ZELJKA MUDROVIC	IT and Communications	37,296.75
Botswana	BOITUMELO MAKUNGA	Professional Consultancy Services	58,512.77
Botswana	KEBOTSAMANG DUDU MAKHAMISA	Professional Consultancy Services	34,507.20
Botswana	TRAVELWISE	Travel and Staff related services	65,711.15
Botswana	HERMAN SSEMAKULA	Travel and Staff related services	44,226.48
Botswana	ADANSONIA HOTEL	Varied Services	53,979.46
Botswana	CRESTA BOSELE HOTEL	Varied Services	34,467.49
Brazil	INSTITUTO PROMUNDO	Printing and Publication	52,000.00
Brazil	ANGELA APARECIDA DONINI	Professional Consultancy Services	75,781.98
Brazil	LUCCACO MULTIMIDIA LTDA	Professional Consultancy Services	66,305.00
Brazil	Jennifer Mendes Gonçalves	Professional Consultancy Services	48,476.10
Brazil	FLYTOUR BUSINESS TRAVEL	Travel and Staff related services	388,464.70
Brazil	HOTEIS OTHON SA	Travel and Staff related services	56,955.21
Bulgaria	MILENA SVETOZAROVA ZAHARIEVA	Professional Consultancy Services	62,039.85
Burkina Faso	SATGURU TRAVELS & T.S.	Freight Transportation	38,339.41
Burkina Faso	SOCIETE NATIONALE DE TRANSIT DU BURKINA	Premises, rent, purchase, construction and alteration	67,218.80
Burkina Faso	OUBA Adjima	Premises, rent, purchase, construction and alteration	66,268.85
Burkina Faso	MANUFACTURE DES ARTS GRAPHIQUES (MAG)	Printing and Publication	36,471.44
Burkina Faso	Empreintes	Printing and Publication	33,600.09
Burkina Faso	MWANGAZA ACTION	Professional Consultancy Services	94,168.15
Burkina Faso	GRAF GROUPE DE RECHERCHE ET D'ACTION	Professional Consultancy Services	82,295.49

Major Contracts for Services Placed by Agency During 2011 (Contracts of \$30,000 or more)

AGENCY			Contract Value
Location of Supplier	Name of Contractor	Description of Services	USD
Burkina Faso	MINISTERE DE LA SECURITE	Professional Consultancy Services	76,902.45
Burkina Faso	DIRECTION REGIONALE DE L'ACTION SOCIALE	Professional Consultancy Services	58,935.65
UNFPA Continued			
Burkina Faso	Mme ZERBO née KANON Aoua	Professional Consultancy Services	35,077.76
Burkina Faso	ASSOCIATION DES PROFESSIONNELLES	Professional Consultancy Services	31,849.12
Burkina Faso	ARMELLE VOYAGES & TOURISME	Travel and Staff related services	128,944.65
Burundi	BUREAU DES NATIONS UNIES AU BURUNDI	General office furniture, equipment and supplies	45,289.45
Burundi	BANQUE DE CREDIT DE BUJUMBURA S.M	Professional Consultancy Services	377,368.40
Burundi	ENGEN PETROLEUM BURUNDI S.A.	Varied Services	43,926.91
Cambodia	SENG CHHAY OUR	Premises, rent, purchase, construction and alteration	61,800.00
Cambodia	EDMUND JOHN ATTRIDGE/MS MEAN RATHA	Professional Consultancy Services	77,391.50
Cambodia	SARTHI ACHARYA	Professional Consultancy Services	61,696.97
Cambodia	INTRA CO LTD	Travel and Staff related services	41,562.00
Cameroon	CAMTEL	IT and Communications	32,627.88
Cameroon	OBOLO GEORGES	Premises, rent, purchase, construction and alteration	79,329.69
Cameroon	IFORD	Professional Consultancy Services	298,845.86
Cameroon	MINEPAT CMR5P31A- INS	Professional Consultancy Services	60,072.96
Cameroon	MIMCHE HONORE	Professional Consultancy Services	44,490.00
Cameroon	KOUAMEGNI BONGA OLIVE	Professional Consultancy Services	43,664.94
Cameroon	SOULAYMANOU YOUSOUFA	Professional Consultancy Services	40,694.72
Cameroon	ZOURKALEINI YOUNOUSSI	Professional Consultancy Services	40,546.00
Cameroon	MAH JEAN ALAIN	Professional Consultancy Services	35,336.88
Cameroon	ESSOMBA ESSOMBA ERNEST DE DIEU	Professional Consultancy Services	35,331.78
Cameroon	FANIDJI YAOVI KASSIGNI	Professional Consultancy Services	34,938.36
Canada	BOLAJI FEMI TAIWO	Professional Consultancy Services	89,941.33
Canada	DEXERO Inc.	Professional Consultancy Services	64,059.82
Canada	MACLEAN CONSULTING	Professional Consultancy Services	43,500.00
Canada	Universalia Management Group	Services / Studies and Research	105,765.00
Canada	INTL PROGRAM FOR DEVEL. EVALUATION TRNG	Travel and Staff related services	69,191.17
Central African Republic	LE SERIGRAPHE AAA	Contraceptives	37,207.54
Central African Republic	AMADOU SANY	Contraceptives	35,678.24
Central African Republic	AZINDEGO GILBERT	Freight Transportation	110,168.73
Central African Republic	GANMON CLAUDE BERNARD	Freight Transportation	108,766.55
Central African Republic	PROJET PSI/RCA	Freight Transportation	39,791.03
Central African Republic	CFAO	Freight Transportation	35,585.69
Central African Republic	ETS P2S DEF	Freight Transportation	31,027.27
Central African Republic	ANGUIMATE THERÈSE AURE	IT and Communications	41,599.42
Central African Republic	TOTAL CENTRAFRIQUE	Premises, rent, purchase, construction and alteration	94,830.74
Central African Republic	ETS GSM CONSTRUCTION	Premises, rent, purchase, construction and alteration	30,902.43
Central African Republic	SATGURU TRAVELS & TOURS SERVICE	Professional Consultancy Services	161,609.21
Central African Republic	MBARAPAS MARYSE GENEVIEVE	Professional Consultancy Services	49,063.67
Central African Republic	MAHAMAT ANOR	Professional Consultancy Services	46,731.69
Central African Republic	MADRESS ISAAC WADBRIND	Professional Consultancy Services	45,618.25
Central African Republic	OCSS CENTRAFRIQUE	Professional Consultancy Services	43,495.78
Central African Republic	MINISTÈRE DE L'ECONOMIE DU PLAN ET DE LA	Professional Consultancy Services	41,185.63
Central African Republic	BEYAM NAINANGUE EDITH NARCISSE	Professional Consultancy Services	39,604.62
Central African Republic	ADD L'ASSOCIATION LES ANIMATEURS POUR LE	Services / Studies and Research	88,676.14
Central African Republic	ICASEES INSTITUT CENTRAFRICAINE DES	Services / Studies and Research	65,304.59
Central African Republic	INSTITUT PASTEUR	Services / Studies and Research	38,878.16
Central African Republic	HOTEL DES CHUTES DE BOALI	Travel and Staff related services	34,011.85
Central African Republic	OFCA ORGANISATION DES FEMMES	Travel and Staff related services	33,460.31
Central African Republic	COMITE D'AIDE MEDICALE	Varied Services	282,504.74
Central African Republic	MERLIN CENTRAFRIQUE	Varied Services	170,594.41
Central African Republic	PROJET DE PREVENTION DE RECRUTEMENT DEMO	Varied Services	62,836.01
Chad	KONO TORMAL SEPHORA	Freight Transportation	73,094.95
Chad	CLOVIS GUEDJE	Freight Transportation	60,984.78
Chad	MDM FRANCE	General office furniture, equipment and supplies	173,693.78
Chad	APPUI A LA DIRECTION DE LA SRV	General office furniture, equipment and supplies	101,300.86
Chad	PEV/MSP/TCHAD	General office furniture, equipment and supplies	75,631.00
Chad	HADJE DIGA ALI DJAYA	IT and Communications	49,142.87
Chad	OURIBE MARANGA MOYDOTY	IT and Communications	47,020.74
Chad	Groupe Brahim Doudou Investissements	Premises, rent, purchase, construction and alteration	109,425.72
Chad	KODOBÉ DJAGBÉ	Premises, rent, purchase, construction and alteration	66,631.71
Chad	Nkeonyel Bernadette	Premises, rent, purchase, construction and alteration	62,417.65
Chad	IMPRIMERIE KOUBIA	Premises, rent, purchase, construction and alteration	60,766.93
Chad	ENCOREB	Premises, rent, purchase, construction and alteration	46,767.16
Chad	TOUSSIKRÉO MAÏ SERVICE	Premises, rent, purchase, construction and alteration	45,225.36
Chad	Appui aux Activités de l'ASTBEF	Premises, rent, purchase, construction and alteration	42,229.29
Chad	Commission Nationale Justice et Paix	Premises, rent, purchase, construction and alteration	34,456.83
Chad	IDTsarl	Printing and Publication	89,648.51
Chad	SADRAK'ART	Printing and Publication	67,073.41
Chad	EXPRESS UNION TCHAD	Professional Consultancy Services	385,589.85
Chad	I.T.S./C.S.S.I	Professional Consultancy Services	335,926.89
Chad	ENTREPRISE NATIONALE DE SERVICE GÉNÉRAUX	Professional Consultancy Services	93,434.70
Chad	CARE International au Tchad	Professional Consultancy Services	75,289.66
Chad	CNPS	Professional Consultancy Services	30,276.05
Chad	COMITÉ SUPÉRIEUR ISLAMIQUE	Professional Consultancy Services	30,000.00
Chad	N'DJAMENA TOURS	Travel and Staff related services	116,156.02
Chad	SATGURU	Travel and Staff related services	37,864.80
Chad	IDI HADIZA AMADOU	Travel and Staff related services	37,683.33
Chad	ASSOCI COOPERAZIONE INTERNAZIONALE	Varied Services	57,212.10
Chad	Cop Gard	Varied Services	44,309.02
Chad	LE FOYO	Varied Services	36,101.26
Chad	Station Service Libya Oil Djambal Bahr	Varied Services	33,637.19
Chad	CELIAF	Varied Services	32,064.23
China	QINGDAO DOUBLE BUTTERFLY GROUP CO. LTD	Contraceptives	377,231.48
China	TIANJIN HUMAN-CARE LATEX CORPORATION	Contraceptives	342,457.00
China	GUILIN LATEX FACTORY	Contraceptives	114,910.00
China	PEAK INTERNATIONAL TRADE (TIANJIN) CO	Freight Transportation	283,604.87
China	BEIJING HOUSING SERVICE CORP.	Premises, rent, purchase, construction and alteration	89,443.85
China	Yuyang Hotel Co. Ltd	Premises, rent, purchase, construction and alteration	33,546.69
China	JIANZHONG CHEN	Professional Consultancy Services	66,725.17
China	BEIJING SOHU XIN MEI TI INFORMATION	Professional Consultancy Services	52,537.49
China	WEN HUA	Professional Consultancy Services	39,963.75
China	BEIJING GUOXIANG HANGKONG FUWU CORP LTD	Travel and Staff related services	118,983.62
China, Hong Kong	TOP SOURCES TRADING LTD	Freight Transportation	40,710.57
Colombia	PNUD	IT and Communications	425,464.85
Colombia	PNUD	IT and Communications	131,564.00
Colombia	PNUD	IT and Communications	78,470.36
Colombia	PNUD	IT and Communications	57,977.15
Colombia	WORLD COLOR COLOMBIA S A	Printing and Publication	1,285,560.00
Colombia	Fondo Empleados Naciones Unidas Colombia	Professional Consultancy Services	42,331.69
Colombia	MARIA CRISTINA TORO RAMIREZ	Professional Consultancy Services	38,538.12
Colombia	GEMA GRANADOS HIDALGO	Professional Consultancy Services	36,865.61
Colombia	ERIKA YAMILE OLIVA BASANTE	Professional Consultancy Services	33,745.93
Colombia	NORMA LUCIA VELEZ ORTEGA	Professional Consultancy Services	31,910.79
Colombia	OSCAR EDUARDO SANDINO PORTELA	Professional Consultancy Services	30,143.44
Colombia	AVIATUR S A	Travel and Staff related services	143,984.41
Colombia	ASOCIACION DE CABILDOS INDIGENAS	Travel and Staff related services	34,383.30
Colombia	UNIVERSIDAD EXTERNADO DE COLOMBIA	Varied Services	38,601.70
Comoros	ENTREPRISE HOUSSALAM	Premises, rent, purchase, construction and alteration	51,900.72
Congo, Republic of the	Ethiopians Airlines	Freight Transportation	35,449.14
Congo, Republic of the	PANALPINA CONGO	Freight Transportation	35,130.88
Congo, Republic of the	COMPOSANTE PROGRAMME GENRE	Printing and Publication	32,954.53

Major Contracts for Services Placed by Agency During 2011 (Contracts of \$30,000 or more)

AGENCY			Contract Value
Location of Supplier	Name of Contractor	Description of Services	USD
Congo, Republic of the	COMPOSANTE PROG.SANTE DE LA REPRODUCTION	Services / Studies and Research	90,119.49
Congo, Republic of the	CNLS-CONGO	Services / Studies and Research	62,172.96
UNFPA Continued			
Congo, Republic of the	ASSOCIATION CONGOLAISE POUR LE BIEN ETRE	Services / Studies and Research	34,487.68
Congo, Republic of the	HOPITAL CENTRAL DES ARMEES PIERRE	Services / Studies and Research	30,157.06
Congo, Republic of the	SATGURU TRAVELS & TOURS SERVICES	Travel and Staff related services	93,604.19
Congo, Republic of the	AIR FRANCE	Travel and Staff related services	86,187.86
Congo, Republic of the	Ministère du Plan et l'Aménagement du Te	Travel and Staff related services	69,309.70
Congo, Republic of the	SYLVIE LEONTINE GNANGA	Travel and Staff related services	31,106.99
Costa Rica	FUNDACION DE LA UNIVERSIDAD DE COSTA	Professional Consultancy Services	61,246.00
Costa Rica	Gabriela Rodríguez Henández	Professional Consultancy Services	32,038.63
Cote d'Ivoire	DIBY AMOIN NICOLE-LAURE	Freight Transportation	443,663.25
Cote d'Ivoire	KONE MAMADOU	Freight Transportation	383,415.83
Cote d'Ivoire	BOLLORE AFRICA LOGISTICS COTE D'IVOIRE	Freight Transportation	153,314.10
Cote d'Ivoire	GBEYO LAURENT	Freight Transportation	134,219.71
Cote d'Ivoire	NDA CONSTANT	Freight Transportation	108,663.78
Cote d'Ivoire	TUE BI TCHESSÉ JEAN LOUIS	Freight Transportation	97,131.37
Cote d'Ivoire	BLABOU DEDE EGNONAM GERTRUDE	IT and Communications	186,159.12
Cote d'Ivoire	HAVILA SERVICES	IT and Communications	32,714.38
Cote d'Ivoire	DIALLO ABDOULAYE	IT and Communications	31,685.33
Cote d'Ivoire	FIMO CONSTRUCTION SARL	Premises, rent, purchase, construction and alteration	91,929.41
Cote d'Ivoire	ETS KAMAL	Premises, rent, purchase, construction and alteration	87,934.88
Cote d'Ivoire	EPSTC	Premises, rent, purchase, construction and alteration	81,318.64
Cote d'Ivoire	GBCI (GENIE BAT CI)	Premises, rent, purchase, construction and alteration	55,212.12
Cote d'Ivoire	DERIKSA	Premises, rent, purchase, construction and alteration	34,236.38
Cote d'Ivoire	ENTREPRISE GENERALE DE BATIMENT	Premises, rent, purchase, construction and alteration	31,457.28
Cote d'Ivoire	GUEU LOU ODILE MARIE FLORE	Printing and Publication	112,557.43
Cote d'Ivoire	RIA	Printing and Publication	87,072.85
Cote d'Ivoire	GCIS CONCEPT SARL	Printing and Publication	50,374.25
Cote d'Ivoire	IPS CNPS	Professional Consultancy Services	80,342.59
Cote d'Ivoire	YAO KONAN JULES	Professional Consultancy Services	61,767.60
Cote d'Ivoire	KOUADIO KAPET GUILLAUME	Professional Consultancy Services	42,861.22
Cote d'Ivoire	SITERM	Professional Consultancy Services	37,186.36
Cote d'Ivoire	SATGURU TRAVEL & TOUR SERVICE	Travel and Staff related services	70,818.51
Cote d'Ivoire	KONAN KACOU PIERRE	Travel and Staff related services	48,360.45
Cote d'Ivoire	LE MILLENIUM ASSURANCES INTERNATIONALES	Varied Services	44,198.41
Cote d'Ivoire	SHELL COTE D'IVOIRE	Varied Services	40,836.52
Cuba	LETICIA ARTILES VISBAL	Professional Consultancy Services	57,700.96
Democratic Rep. of the Congo	DHL INTERNATIONAL CONGO	Freight Transportation	128,219.38
Democratic Rep. of the Congo	WFP IMPREST ACCOUNT	Freight Transportation	76,385.16
Democratic Rep. of the Congo	TOPANGO MONGE	Freight Transportation	36,991.52
Democratic Rep. of the Congo	G T M	Freight Transportation	33,702.00
Democratic Rep. of the Congo	INSTALEC	General office furniture, equipment and supplies	31,713.00
Democratic Rep. of the Congo	VODACOM CONGO RDC SPRL	IT and Communications	103,887.09
Democratic Rep. of the Congo	CYBERNET SPRL	IT and Communications	44,610.00
Democratic Rep. of the Congo	MICROCOM	IT and Communications	43,952.00
Democratic Rep. of the Congo	AKILI MALI SHAMAVU	Premises, rent, purchase, construction and alteration	48,000.00
Democratic Rep. of the Congo	INTERNATIONAL BUSINESS CENTER	Premises, rent, purchase, construction and alteration	34,707.00
Democratic Rep. of the Congo	The Sandton Indaba PTY LTD	Premises, rent, purchase, construction and alteration	32,708.24
Democratic Rep. of the Congo	GEOSPACE INTERNATIONAL PTY	Professional Consultancy Services	867,356.96
Democratic Rep. of the Congo	STANBIC BANK	Professional Consultancy Services	153,840.45
Democratic Rep. of the Congo	STANBIC BANK	Professional Consultancy Services	71,615.82
Democratic Rep. of the Congo	STEVE BANZA KUBENGA	Professional Consultancy Services	36,938.05
Democratic Rep. of the Congo	JEFFERY TRAVELS	Travel and Staff related services	121,296.60
Democratic Rep. of the Congo	IMMOAF	Travel and Staff related services	93,358.00
Democratic Rep. of the Congo	MAGENYA - PROTECTION & GARDIENNAGE	Varied Services	41,210.00
Democratic Rep. of the Congo	DELTA PROTECTION s.p.r.l	Varied Services	40,140.00
Denmark	KUEHNE AND NAGEL INC	Freight Transportation	561,141.61
Denmark	DHL GLOBAL FORWARDING (DENMARK) A/S	Freight Transportation	556,924.16
Denmark	UNICEF SUPPLY DIVISION	Freight Transportation	211,334.95
Denmark	DANOFFICE TRADING	Freight Transportation	122,057.00
Denmark	ADVIZING IT LTD	Freight Transportation	96,660.77
Denmark	PHOENIX DESIGN AID A/S	Freight Transportation	78,192.00
Denmark	PLANSON EUROPE	Freight Transportation	30,282.70
Denmark	WORLD HEALTH ORGANIZATION	IT and Communications	106,868.40
Denmark	UNITAS REJSER A/S	Travel and Staff related services	210,418.71
Denmark	NET TRAVEL SERVICE A/S	Travel and Staff related services	55,977.44
Denmark	VEJLE REJSER A/S	Travel and Staff related services	35,292.55
Denmark	VIA TRAVEL DENMARK A/S	Travel and Staff related services	34,165.03
Denmark	MORTEN ILSOE SORENSEN	Travel and Staff related services	30,363.39
Dominican Republic	PNUD REPRESENTATIVE PESOS	IT and Communications	90,062.96
Dominican Republic	HUMBERTO JAIME	Professional Consultancy Services	42,202.64
Dominican Republic	TURINTER S A	Travel and Staff related services	30,789.23
Egypt	AMERICAN EXPRESS - EGYPT	Freight Transportation	183,478.33
Egypt	VODAFONE	IT and Communications	37,025.43
Egypt	SAMEHA MOUSTAFA ELZAYAT	Premises, rent, purchase, construction and alteration	152,545.19
Egypt	AHMED ZAKI MOHAMED RASEKH	Premises, rent, purchase, construction and alteration	94,334.60
Egypt	INTERCONTINENTAL CITYSTARS CAIRO	Premises, rent, purchase, construction and alteration	41,771.50
Egypt	RICHMOND GROUP EGYPT	Professional Consultancy Services	972,632.59
Egypt	SHARIF EGAL	Professional Consultancy Services	59,229.60
Egypt	ASR AHMED TOSON HUSSEIN	Travel and Staff related services	72,414.00
Egypt	FOUR SEASONS HOTEL CAIRO AT THE FIRST	Varied Services	32,072.77
El Salvador	PROGRAMA DE LAS NACIONES UNIDAS PARA EL	IT and Communications	224,734.24
El Salvador	UNIV. CENTROAMERICANA JOSE SIMEON CAÑAS	Printing and Publication	65,971.50
El Salvador	SG-SICA/COMMCA	Professional Consultancy Services	40,000.00
El Salvador	AGENCIA DE VIAJES ESCAMILLA S A DE C V	Travel and Staff related services	66,401.95
El Salvador	HOTELES, S.A. DE C.V.	Varied Services	40,595.97
Equatorial Guinea	MULTISERVICIOS BIOKO	Printing and Publication	72,450.32
Equatorial Guinea	PIERRE NDIAYE	Professional Consultancy Services	83,260.41
Equatorial Guinea	JAIME NSUE ESONO	Professional Consultancy Services	48,175.30
Equatorial Guinea	LAURA CHAVEZ VICENTE	Professional Consultancy Services	36,651.77
Eritrea	United Nations Development Program	IT and Communications	45,533.32
Eritrea	GEMINI TRAVEL AGENT	Travel and Staff related services	54,763.91
Ethiopia	ENTTO-National Travel & Tour Operator	Freight Transportation	43,652.25
Ethiopia	UNECA	IT and Communications	175,945.16
Ethiopia	ADDIS ABABA HILTON	IT and Communications	36,751.27
Ethiopia	KALEB HOTEL	Premises, rent, purchase, construction and alteration	55,445.55
Ethiopia	YENENESH DEMISSE & CHILDREN TRADING PLC	Premises, rent, purchase, construction and alteration	43,500.30
Ethiopia	JEAN MARC HIE	Professional Consultancy Services	60,318.26
Ethiopia	Benson MORAH	Professional Consultancy Services	38,676.00
Ethiopia	UNDP, Ethiopia	Professional Consultancy Services	37,409.00
Ethiopia	GASHEM TRAVEL	Travel and Staff related services	175,498.36
Ethiopia	ETHIOPIAN AIRLINES	Travel and Staff related services	34,808.04
Ethiopia	FEDERAL HIV/AIDS PREVENTION AND CONTROL	Varied Services	120,770.00
Ethiopia	GHION HOTELS ENTERPRISE	Varied Services	98,551.53
Ethiopia	FANA BROADCASTING CORPORATE S C	Varied Services	65,714.41
Ethiopia	WABESHEBELLE HOTEL SHARE COMPANY	Varied Services	33,512.60
Fiji	Kadavu Holdings Limited	Premises, rent, purchase, construction and alteration	123,199.57
Fiji	UNITEX GARMENTS	Printing and Publication	31,425.17
Fiji	ONEWORLD FLIGHT CENTRE LTD	Professional Consultancy Services	351,482.42
Fiji	ERNST & YOUNG	Services / Studies and Research	41,655.26
Fiji	Virisila Raitamata	Travel and Staff related services	38,361.48
Fiji	Peter Aminisitai Rokovesa Zinck	Travel and Staff related services	36,572.83
Fiji	GUARDFORCE (FIJI)	Varied Services	111,206.87

Major Contracts for Services Placed by Agency During 2011 (Contracts of \$30,000 or more)

AGENCY			Contract Value
Location of Supplier	Name of Contractor	Description of Services	USD
Finland	BAYER SCHERING PHARMA OY	Contraceptives	38,519.26
France	SERGIO SORO	Professional Consultancy Services	41,961.74
UNFPA Continued			
France	ISABELLE CAZOTTES	Professional Consultancy Services	36,960.81
France	DAVID LAWSON	Travel and Staff related services	40,086.50
Gabon	WAKAM JEAN	IT and Communications	42,898.22
Gabon	DISTRIBUTION FOURNITURE IMPRESSION	Printing and Publication	35,871.07
Gabon	MULTIPRESS	Printing and Publication	30,269.53
Gabon	SARL ANAELLE VOYAGE	Travel and Staff related services	37,783.78
Gambia	SATGURU TRAVEL AND TOURS SERVICES	Freight Transportation	47,633.57
Gambia	UNDP GAMBIA	Professional Consultancy Services	53,608.72
Gambia	MOMODOU M'BOGE	Professional Consultancy Services	48,265.80
Georgia	PR POLICY, LTD	Printing and Publication	32,167.80
Georgia	INTERTOUR, LTD	Travel and Staff related services	32,374.40
Germany	BAYER SCHERING PHARMA AG	Contraceptives	769,649.18
Germany	FLEISCHHACKER GMBH AND CO. KG	Freight Transportation	382,687.52
Germany	MSS MANAGED SECURITY GMBH	Freight Transportation	175,545.80
Germany	HELM AG	Freight Transportation	59,900.00
Germany	AGEG CONSULTANTS EG	Professional Consultancy Services	584,407.50
Germany	ICON-INSTITUT PUBLIC SECTOR GMBH	Professional Consultancy Services	304,964.00
Ghana	NORINE ADELAIDE QUAYE	Premises, rent, purchase, construction and alteration	95,701.96
Ghana	SEIDU ADAMU	Premises, rent, purchase, construction and alteration	89,410.11
Ghana	ELMINA BEACH RESORT	Premises, rent, purchase, construction and alteration	74,749.19
Ghana	Twidan Grafix	Printing and Publication	103,125.00
Ghana	UNFPA PROJECT STAFF	Professional Consultancy Services	90,271.15
Ghana	SATGURU TRAVELS	Travel and Staff related services	101,903.83
Ghana	GALBAH-NUSETOR JONATHAN BOYE	Travel and Staff related services	40,084.05
Ghana	SATGURU TRAVELS	Travel and Staff related services	33,410.60
Ghana	SCH-PERI-OPER & CRI CARE NUR	Varied Services	77,900.00
Ghana	GHANA STATISTICAL SERVICE	Varied Services	36,000.00
Guatemala	UNDP REPRESENTATIVE QUETZAL ACCOUNT	Premises, rent, purchase, construction and alteration	121,869.40
Guatemala	AGENCIA DE VIAJES Y TURISMO TIVOLI, S. A	Professional Consultancy Services	85,961.04
Guatemala	KARELIA RAMOS GONZALEZ	Professional Consultancy Services	37,199.96
Guatemala	MARIA DE LOS ANGELES MONZON PAREDES	Professional Consultancy Services	36,076.24
Guatemala	IRMA YOLANDA JOCHOLA BAL	Professional Consultancy Services	32,762.59
Guatemala	MARIA DEL CARMEN AGUILAR SANCHEZ	Professional Consultancy Services	32,263.00
Guatemala	RACHEL SABRINA MORALES TEZAGUIC	Professional Consultancy Services	32,240.22
Guinea	B.M.K. TRANSIT	Freight Transportation	51,453.67
Guinea	KAROU VOYAGE	Professional Consultancy Services	59,895.70
Guinea	KAROU VOYAGE	Professional Consultancy Services	31,579.19
Guinea	PROGRAMME GIN6P101	Services / Studies and Research	34,033.53
Guinea	NAGNOUMA SANO	Travel and Staff related services	85,872.76
Guinea	KARIFA DOUNO	Travel and Staff related services	56,893.93
Guinea	FANTA WAGUE	Travel and Staff related services	38,366.92
Guinea	SARAN MADY CONDE	Travel and Staff related services	37,007.52
Guinea	ADAMA KABA	Travel and Staff related services	34,550.66
Guinea	FANGAMOU TOMOU	Travel and Staff related services	32,414.07
Haiti	PROGRAMME ALIMENTAIRE MONDIAL	Premises, rent, purchase, construction and alteration	39,002.17
Haiti	MYRTHA VILBON	Premises, rent, purchase, construction and alteration	38,000.00
Haiti	PROGRAMME ALIMENTAIRE MONDIAL	Premises, rent, purchase, construction and alteration	30,905.13
Haiti	SODEC INTERNATIONAL	Professional Consultancy Services	128,588.28
Haiti	AGENCE CITADELLE	Travel and Staff related services	93,112.95
Haiti	PAN AMERICAN SANITARY BUREAU	Varied Services	30,424.74
Honduras	UNDP - HONDURAS	Premises, rent, purchase, construction and alteration	250,928.88
Honduras	PAPELERIA E IMPRENTA HONDURAS	Printing and Publication	207,189.79
Honduras	kenneth Rolando Rodriguez Colindres	Professional Consultancy Services	46,965.95
Honduras	Mildred Janeth Tejada Canaca	Professional Consultancy Services	41,957.76
Honduras	TANIA JUDITH DIAZ SANCHEZ	Professional Consultancy Services	35,978.77
Honduras	MIGUEL WIGBERTO DAVILA MELENDEZ	Professional Consultancy Services	32,808.78
Honduras	FLOR MARIA MATUTE	Travel and Staff related services	96,279.08
Honduras	AGENCIA DE VIAJES AEROTOUR	Travel and Staff related services	49,067.27
India	PREGNA INTERNATIONAL LIMITED	Contraceptives	72,981.25
India	SMB CORPORATION OF INDIA	Contraceptives	37,725.50
India	GOPSONS PAPERS LTD	Freight Transportation	151,221.42
India	SURETEX PROPHYLACTICS INDIA LIMITED	Freight Transportation	63,470.00
India	INDUS MEDICARE LIMITED	Freight Transportation	57,095.00
India	NESIM TUMKAYA	Freight Transportation	37,121.00
India	UNITED NATIONS OFFICE ON DRUGS & CRIME	Premises, rent, purchase, construction and alteration	148,344.48
India	SPC MANAGEMENT SERVICES (PVT.) LTD	Professional Consultancy Services	1,533,332.71
India	UNICEF	Professional Consultancy Services	182,076.71
India	KUONI BUSINESS TRAVELS INDIA PVT LTD	Professional Consultancy Services	141,600.48
India	TT HOLDINGS & SERVICES P LTD	Professional Consultancy Services	90,763.59
India	Garimella Giridhar	Professional Consultancy Services	50,714.50
India	UNICEF	Professional Consultancy Services	30,000.00
India	STUDENTS PARTNERSHIP WORLDWIDE	Services / Studies and Research	75,939.72
India	SANGATH	Services / Studies and Research	66,130.25
India	DELOITTE TOUCHE TOHMATSU INDIA PVT LTD	Services / Studies and Research	32,232.14
India	GEETA ARUN SETHI	Travel and Staff related services	39,589.96
India	IIPS FCRA ACCOUNT	Varied Services	32,640.00
Indonesia	Dharma Polimetal, PT	Freight Transportation	55,320.87
Indonesia	BAPPEDA NUSA TENGGARA TIMUR	IT and Communications	36,778.71
Indonesia	DIR. KPP-UNFPA BAPPENAS	Professional Consultancy Services	60,306.96
Indonesia	BAYU BUANA	Travel and Staff related services	254,080.19
Indonesia	PT BANIGATI BETEGAK	Travel and Staff related services	95,387.60
Indonesia	APCRSHR	Travel and Staff related services	54,600.00
Indonesia	CPPS GMU APCRSR	Travel and Staff related services	33,300.00
Iran, Islamic Republic of	MAJLIS PARLIMANT OF ISLAMIC REPUBLIC OF	Professional Consultancy Services	44,550.00
Iran, Islamic Republic of	ATLAS TRAVEL AGENCY	Travel and Staff related services	34,760.86
Israel	UNITED NATIONS RELIEF WORKS AGENCY	Premises, rent, purchase, construction and alteration	30,729.34
Israel	United Nations Development ProgrammePAPP	Varied Services	58,836.41
Italy	INTERTEK TESTING SERVICES (ITALY) SRL	Contraceptives	72,680.79
Italy	KARISMEDICA S R L	Freight Transportation	314,647.83
Italy	RENCO S P A	Premises, rent, purchase, construction and alteration	170,647.35
Italy	NOEMI DALMONTE	Premises, rent, purchase, construction and alteration	101,495.23
Italy	UNITED NATIONS SYSTEM STAFF COLLEGE	Travel and Staff related services	36,328.39
Jamaica	JAMAICA PROPERTY COMPANY LTD	Premises, rent, purchase, construction and alteration	222,031.00
Jamaica	BREEZES RESORT SPA & GOLF CLUB	Premises, rent, purchase, construction and alteration	50,356.37
Jamaica	HILTON ROSE HALL RESORTS & SPA	Travel and Staff related services	45,440.00
Jamaica	GEORGETTE WHYTE-HENRY	Travel and Staff related services	30,888.15
Japan	UNITED NATIONS UNIVERSITY	Premises, rent, purchase, construction and alteration	58,189.99
Japan	CSO NETWORK	Professional Consultancy Services	62,200.45
Jordan	AL-MUNSHED TRADE CO	Freight Transportation	789,373.97
Jordan	KEMPINSKI HOTEL	Premises, rent, purchase, construction and alteration	99,483.38
Jordan	JAWAD MOUSA MOHAMMAD AFANEH	Premises, rent, purchase, construction and alteration	80,596.77
Jordan	Plaza Holidays	Professional Consultancy Services	867,376.74
Jordan	JORDAN CENTER FOR SOCIAL RESEARCH	Professional Consultancy Services	59,729.00
Jordan	ALJOSOUR LETANTHEEN ALMUTAMARAT WAL	Professional Consultancy Services	49,952.00
Jordan	Dahlan Tours and Travel Company	Travel and Staff related services	137,535.98
Jordan	G4S SECURE SOLUTION INT	Varied Services	97,525.44
Kazakhstan	UNDP OFFICE ALMATY	Premises, rent, purchase, construction and alteration	113,090.87
Kazakhstan	LEADER ART KZ	Printing and Publication	56,707.19
Kazakhstan	CARLSON WAGONLIT TRAVEL	Travel and Staff related services	93,459.63
Kazakhstan	SANATORII ALMATY JSC	Travel and Staff related services	32,174.59
Kenya	WFP SOMALIA - UNHAS	Freight Transportation	54,965.23

Major Contracts for Services Placed by Agency During 2011 (Contracts of \$30,000 or more)

AGENCY			Contract Value
Location of Supplier	Name of Contractor	Description of Services	USD
Kenya	UN OFFICE AT NAIROBI (UNON)	Premises, rent, purchase, construction and alteration	116,261.69
Kenya	UNHCR	Premises, rent, purchase, construction and alteration	31,622.12
UNFPA Continued			
Kenya	ELIWO MANDJALE AKOTO	Professional Consultancy Services	100,383.00
Kenya	Centre for African Family Studies (CAFS)	Professional Consultancy Services	80,850.00
Kenya	ISAAC MWANGANGI	Professional Consultancy Services	75,876.80
Kenya	AFRICAN INSTITUTE FOR DEVELOPMENT POLICY	Professional Consultancy Services	59,984.00
Kenya	SOLOMON OTIENO ORERO	Professional Consultancy Services	57,370.86
Kenya	CDN PEER COUNSELLING PROGRAMME	Professional Consultancy Services	35,015.87
Kenya	MAENDELEO YA WANAWAKE ORGANIZATION	Professional Consultancy Services	30,602.10
Kenya	EXPRESS TRAVEL GROUP LTD	Travel and Staff related services	65,869.42
Kenya	BENJAMIN NJORE MWASI	Travel and Staff related services	41,218.00
Kenya	NCAPD-UNFPA	Travel and Staff related services	30,900.06
Korea, Dem. People's Rep.	CENTRAL BUREAU OF STATISTICS	Printing and Publication	30,977.05
Korea, Republic of	UNIDUS CORPORATION SEOHUNG	Contraceptives	377,046.20
Kosovo	Naim Galica	Travel and Staff related services	33,259.19
Kuwait	UNAMI	Travel and Staff related services	76,016.00
Kyrgyzstan	KYRGYZ CONCEPT LTD	Freight Transportation	77,450.60
Lao People's Democratic Republic	Oudomsin Trading & Travel Service Co	Travel and Staff related services	54,327.96
Lebanon	Wassel Azmeh	Premises, rent, purchase, construction and alteration	137,813.00
Lebanon	UNDP	Premises, rent, purchase, construction and alteration	117,376.53
Lebanon	UNDP	Premises, rent, purchase, construction and alteration	68,381.97
Lebanon	UNDP	Premises, rent, purchase, construction and alteration	36,814.55
Lebanon	American University of Beirut	Professional Consultancy Services	51,008.00
Lebanon	MARTINE NAJEM KTEILY	Professional Consultancy Services	47,273.91
Lebanon	NICIA EL-DANNAWI	Professional Consultancy Services	40,184.92
Lesotho	SAA CITY CENTER TRAVEL	Travel and Staff related services	76,564.48
Liberia	UNDP, Liberia	IT and Communications	152,610.34
Liberia	G & A CORPORATION	Premises, rent, purchase, construction and alteration	32,080.00
Liberia	DREMAG INC	Printing and Publication	35,550.00
Liberia	UNIVERSAL TRAVEL SERVICES INC	Travel and Staff related services	61,067.71
Luxembourg	IMPRIMERIE CENTRALE	Printing and Publication	35,114.20
Madagascar	UNDP MADAGASCAR	IT and Communications	158,141.07
Madagascar	UNFPA OFFICE - MADAGASCAR	Premises, rent, purchase, construction and alteration	119,029.74
Madagascar	VOYAGE BOURDON	Professional Consultancy Services	292,247.10
Madagascar	PLANET FINANCE	Travel and Staff related services	30,480.00
Malawi	UNITED NATIONS DEVELOPMENT PROGRAMME	Freight Transportation	87,669.00
Malawi	UNITED NATIONS DEVELOPMENT PROGRAMME	Freight Transportation	61,982.52
Malawi	UNITED NATIONS DEVELOPMENT PROGRAMME	Freight Transportation	46,252.73
Malawi	EVELYN INVESTMENTS COMPANY	Premises, rent, purchase, construction and alteration	62,790.00
Malawi	UNICEF - MALAWI	Professional Consultancy Services	41,958.00
Malawi	CONTINENTAL CARGO	Professional Consultancy Services	36,945.30
Malawi	ULENDO TRAVEL GROUP	Travel and Staff related services	150,939.04
Malawi	STANDARD BANK LIMITED	Travel and Staff related services	93,166.60
Malawi	KAMUZU COLLEGE OF NURSING	Travel and Staff related services	74,421.03
Malawi	SKYLINKS TRAVEL BUREAU	Travel and Staff related services	67,793.43
Malawi	SUNBIRD LIVINGSTONIA BEACH	Travel and Staff related services	31,669.41
Malaysia	KAREX INDUSTRIES SDN BHD	Contraceptives	555,377.00
Malaysia	INNOLATEX SDN BHD	Contraceptives	32,398.00
Maldives	UNDP MALE'	Varied Services	44,495.67
Mali	CENTRE AMADOU HAMPATE BA	Printing and Publication	32,129.78
Mali	BORE SARAN DIAKITE	Professional Consultancy Services	114,997.52
Mali	ALMOUNER TALIBO	Professional Consultancy Services	99,457.26
Mali	IAMANEH MALI	Professional Consultancy Services	61,116.62
Mali	SATGURU TRAVEL & TOURS SERVICES	Professional Consultancy Services	60,181.70
Mali	SATGURU TRAVEL & TOURS SERVICES	Professional Consultancy Services	40,166.88
Mali	RECOTRADE - (RESEAU COMM.TRAD-P/DEV)	Travel and Staff related services	30,000.00
Mali	Programme National Lutte contre Excision	Varied Services	87,319.71
Mali	DIRECTION NATIONALE DE LA SANTE	Varied Services	73,984.89
Mali	CNIECS/UNFPA	Varied Services	65,677.12
Mali	MARIE STOPES INTERNATIONAL	Varied Services	61,390.34
Mali	GREFFA UNFPA	Varied Services	50,870.18
Mali	UNFPA/FHI	Varied Services	49,000.00
Mali	PSI	Varied Services	48,932.25
Mali	ASSOC SOUTIENDEVPMT ACTIVITES POPULAT	Varied Services	42,677.17
Mali	UNDP/BAMAKO	Varied Services	33,156.33
Mali	LABORATOIRE NATIONAL DE LA SANTE	Varied Services	31,231.38
Mali	UNFPA HOPITAL REGIONAL GAO	Varied Services	31,194.40
Mali	ASSOCIATION MALIENNE POUR LA PAIX ET LE	Varied Services	30,042.44
Mali	ASSOCIATION CD-RAM	Varied Services	30,000.00
Mali	Réseau des Femmes Africaines Min. et Par	Varied Services	30,000.00
Mali	RIPOD/UNFPA	Varied Services	30,000.00
Mauritania	PNUD Mauritanie	Premises, rent, purchase, construction and alteration	99,747.64
Mauritania	SOCOTI imprimerie	Printing and Publication	145,821.98
Mauritania	Mauritanie Tout Decors	Printing and Publication	73,620.48
Mauritania	PNSR-MS	Professional Consultancy Services	50,303.47
Mauritania	Projet Genre Droit de la Femme et Famil	Professional Consultancy Services	37,096.83
Mauritania	Mohamed Said ould Amar Cheine	Professional Consultancy Services	34,805.77
Mauritania	Yakhoub Diakhaté	Professional Consultancy Services	31,526.50
Mauritania	DUN AIR	Travel and Staff related services	87,210.16
Mauritius	MAURITIUS INSTITUTE OF HEALTH	Professional Consultancy Services	63,600.00
Mexico	LABORATORIOS ACONCA, SA	Contraceptives	58,650.28
Mexico	PILAR GOMEZ ARELLANO	Premises, rent, purchase, construction and alteration	74,250.00
Mexico	FRANCISCO JAVIER ARELLANO AYALA	Professional Consultancy Services	46,977.88
Mexico	PRONTO REPARTOS RAPIDOS S A DE C V	Professional Consultancy Services	46,447.80
Mexico	BLANCA ESPINOSA NAJEM	Professional Consultancy Services	38,920.23
Mexico	ELSA SANTOS PRUNEDA	Professional Consultancy Services	36,866.24
Mexico	MARCELA GONZALEZ NOLAZCO	Professional Consultancy Services	32,008.37
Mexico	Rogelio Fernandez Castilla	Professional Consultancy Services	31,797.53
Mexico	TOURING PLUS S A DE C V	Travel and Staff related services	41,762.23
Mexico	ARIE HOEKMAN	Travel and Staff related services	36,743.12
Mexico	GOBIERNO DEL DISTRITO FEDERAL	Varied Services	40,050.93
Mexico	HANO PANIAGUA Y ASOCIADOS SC	Varied Services	32,562.27
Mongolia	Ministry of Health of Mongolia	Printing and Publication	30,822.61
Mongolia	Maternal & Child Health Research Center	Services / Studies and Research	68,448.86
Mongolia	MONGOLIAN MARKETING CONSULTING GROUP LLC	Services / Studies and Research	40,466.00
Mongolia	Airtrans LLC	Travel and Staff related services	174,104.82
Mongolia	UNDP Ulaanbaatar	Varied Services	93,825.41
Morocco	Carlson Wagonlit Travel Morocco	Professional Consultancy Services	56,523.81
Morocco	Tina Nebe	Professional Consultancy Services	45,150.00
Morocco	Radouane Belouali	Travel and Staff related services	59,879.46
Morocco	HOTEL DE LA TOUR HASSAN	Travel and Staff related services	36,161.53
Mozambique	MOVICARGO LDA	Freight Transportation	33,749.59
Mozambique	CITYMOVER LIMITADA	Freight Transportation	33,510.35
Mozambique	ADMINISTRACAO DO PARQUE IMOB.DO ESTADO	Premises, rent, purchase, construction and alteration	30,900.00
Mozambique	LEIMA IMPRESSOES	Printing and Publication	59,670.47
Mozambique	ACADEMICA Lda	Printing and Publication	39,812.12
Mozambique	SKY TRAVEL, LDA	Travel and Staff related services	219,876.50
Mozambique	LUSOGLOBO MOCAMBIQUE, LDA	Travel and Staff related services	45,298.59
Mozambique	Ivone da Conceicao Nhacuongue	Travel and Staff related services	33,679.42
Mozambique	INTERTEK INTERNATIONAL LDA	Varied Services	32,031.63
Myanmar	Department of Health	Freight Transportation	232,952.26
Myanmar	Clearing Services Agency	Freight Transportation	31,827.90
Myanmar	MEDECINS DU MONDE	Professional Consultancy Services	30,000.00

Major Contracts for Services Placed by Agency During 2011 (Contracts of \$30,000 or more)

AGENCY			Contract Value
Location of Supplier	Name of Contractor	Description of Services	USD
Myanmar	Columbus Travels & Cargo	Travel and Staff related services	65,326.43
Namibia	COLLINS OMONDI OPIYO	Professional Consultancy Services	72,631.90
UNFPA Continued			
Namibia	TRIP TRAVEL	Professional Consultancy Services	52,810.67
Nepal	G4S SECURITY SERVICES NEPAL (P) LTD	Premises, rent, purchase, construction and alteration	37,379.45
Nepal	MRS. JYOTSHNA MASKEY	Premises, rent, purchase, construction and alteration	34,778.80
Nepal	KARMACHARI SANCHAYA KOSH	Professional Consultancy Services	62,382.60
Nepal	TRAINING INSTITUTE FOR TECHNICAL	Professional Consultancy Services	53,700.16
Nepal	UNDP NEPAL	Professional Consultancy Services	32,770.24
Nepal	YETI TRAVELS PVT. LTD.	Travel and Staff related services	52,986.81
Netherlands	IMRES	Contraceptives	2,022,585.72
Netherlands	N.V. ORGANON	Contraceptives	1,172,818.46
Netherlands	SGS NEDERLAND B V FORMERLY SGS	Contraceptives	35,865.13
Netherlands	SVIZERA EUROPE B V	Freight Transportation	59,218.26
Netherlands Antilles	HARMEN LODE	Professional Consultancy Services	41,860.94
New Zealand	LUCY A MATHIESON	Professional Consultancy Services	36,067.00
Nicaragua	VIOLETA AUXILIADORA CENTENO	Premises, rent, purchase, construction and alteration	100,800.00
Nicaragua	ASOCIACION DE MUJERES PROFESIONALES	Premises, rent, purchase, construction and alteration	90,000.00
Nicaragua	ARTES IMPRESOS S A	Printing and Publication	35,432.09
Nicaragua	VILMA ARVIZU LAGOS	Professional Consultancy Services	37,267.67
Nicaragua	EDGARD JOSE NARVAEZ DELGADO	Professional Consultancy Services	36,872.26
Nicaragua	MYRNA DEL SOCORRO SOMARRIBA GARCIA	Professional Consultancy Services	36,445.90
Nicaragua	LUCIA VIOLETA MEDINA SANDINO	Professional Consultancy Services	35,455.00
Nicaragua	FERNANDO JAMBRINA RODRIGUEZ	Professional Consultancy Services	34,228.32
Nicaragua	ROSA EDILTRUDIS ROMERO MARTINEZ	Professional Consultancy Services	33,661.64
Nicaragua	KARLA ABURTO HERNANDEZ	Professional Consultancy Services	30,721.22
Nicaragua	FATTY LAGOS BASET	Professional Consultancy Services	30,297.93
Nicaragua	VIAJES ATLANTIDA	Travel and Staff related services	117,959.41
Nicaragua	CORTE CENTROAMERICANA DE JUSTICIA	Travel and Staff related services	99,000.00
Nicaragua	ASONVIHSIDA/ICWLAC	Travel and Staff related services	85,000.00
Nicaragua	AEROTAXIS LA COSTENA S.A.	Travel and Staff related services	38,972.18
Nicaragua	HOTEL BARCELO MONTELMAR S.A.	Varied Services	38,471.12
Niger	TRANSITA	Freight Transportation	52,619.43
Niger	ONPPC NIAMEY	Freight Transportation	42,577.08
Niger	ACCES AUX SERVICES SR ACCRU	General office furniture, equipment and supplies	542,478.26
Niger	ALBATOURE TOURE	General office furniture, equipment and supplies	74,434.02
Niger	Program. Nations U. pour le Developpemen	IT and Communications	89,996.38
Niger	IMPACTVIZION	Printing and Publication	37,193.58
Niger	ETS IBA ISSAKA BOUL ALI	Printing and Publication	31,424.49
Niger	MÉDECINS DU MONDE AU NIGER	Professional Consultancy Services	93,679.95
Niger	ONG/ARIDEL TCHIGABA	Professional Consultancy Services	77,244.66
Niger	ONG AFUA	Professional Consultancy Services	69,295.86
Niger	ONG LAFIA MATASSA	Professional Consultancy Services	54,327.06
Niger	ABDOU ABOUBACAR	Professional Consultancy Services	36,434.42
Niger	HASSANE BOUKARY DOUDOU	Professional Consultancy Services	30,313.72
Niger	ONDHP	Services / Studies and Research	44,278.44
Niger	SATGURU TRAVEL	Travel and Staff related services	273,766.55
Niger	SATGURU TRAVEL	Travel and Staff related services	32,735.06
Nigeria	MAERSK NIGERIA LIMITED	Freight Transportation	127,815.09
Nigeria	CONSOLIDATED MOVERS NIGERIA LIMITED	Freight Transportation	81,844.37
Nigeria	LERICK NIGERIA LIMITED	Premises, rent, purchase, construction and alteration	188,418.77
Nigeria	WOMENS AID COLLECTIVE	Professional Consultancy Services	59,895.84
Nigeria	CHRISTIAN IBEH	Professional Consultancy Services	54,043.48
Nigeria	PM GLOBAL CONSULTING LIM	Professional Consultancy Services	53,208.22
Nigeria	CIVIL RESOURCE DEVELOPMENT AND	Professional Consultancy Services	45,228.11
Nigeria	FOLUSO RICHARD OBASANMI	Professional Consultancy Services	43,840.82
Nigeria	LA FOI VENTURES NIGERIA LIMITED	Professional Consultancy Services	30,830.41
Nigeria	BCD TRAVEL	Services / Studies and Research	215,686.24
Nigeria	AFRICAN HEALTH PROJECT	Services / Studies and Research	96,932.04
Nigeria	CHIDA INTERNATIONAL HOTEL	Travel and Staff related services	117,781.71
Nigeria	TINAPA BUSINESS RESORT-HO RV AC	Travel and Staff related services	58,797.62
Nigeria	Holidays & Tours Limited A/c 2	Travel and Staff related services	51,899.33
Nigeria	HILTON ABUJA	Travel and Staff related services	37,296.33
Nigeria	OYEYIPO CHRIS	Travel and Staff related services	35,492.50
Norway	Norwegian Association For Sexual and	Professional Consultancy Services	35,000.00
Occupied Palestinian territory	HAFEDH CHEKIR	IT and Communications	35,948.75
Occupied Palestinian territory	NABIL ABED AL-HAFEEZ ABU OMAR FATHIYA	Premises, rent, purchase, construction and alteration	106,920.00
Occupied Palestinian territory	JUZOOR FOR HEALTH & SOCIAL DEVELOPMENT	Services / Studies and Research	74,624.00
Oman	Adham bin Tareq Al-Said	Premises, rent, purchase, construction and alteration	58,218.75
Pakistan	MACCA FREIGHT SYSTEM	Freight Transportation	134,660.97
Pakistan	MARYAH PRINTERS	Printing and Publication	136,177.55
Pakistan	AMERICAN EXPRESS TRAVEL	Professional Consultancy Services	131,760.31
Pakistan	STANDARD CHARTERED BANK	Professional Consultancy Services	42,091.69
Pakistan	UNIVERSITY OF GUJRAT - WORKING BALANCE	Professional Consultancy Services	38,012.53
Pakistan	CONTECH INTERNATIONAL	Services / Studies and Research	45,010.44
Pakistan	TENDER HEARTS DEVELOPMENT ORGANIZATION	Services / Studies and Research	42,456.52
Pakistan	SUSTAINABLE RESOURCE FOUNDATION	Services / Studies and Research	32,949.53
Pakistan	INAYAT HUSSAIN THAYER	Services / Studies and Research	30,838.88
Pakistan	ARMANDO RAUL LEVINSON	Services / Studies and Research	30,785.92
Pakistan	YU YU	Travel and Staff related services	32,019.83
Panama	UNDP REPRESENTATIVE ACCOUNT	IT and Communications	43,321.62
Panama	FUNDACION CIUDAD DEL SABER	Premises, rent, purchase, construction and alteration	47,112.00
Panama	MIRAFLORES DEVELOPMENT CORP	Premises, rent, purchase, construction and alteration	36,543.90
Panama	ASAP STAFFING SOLUTIONS CA	Professional Consultancy Services	175,291.22
Panama	ALFONSO FARNOS MOREJON	Professional Consultancy Services	64,797.01
Panama	EDILMA BERRIO	Professional Consultancy Services	35,336.82
Panama	SAGA COMMERCIAL GROUP S A	Travel and Staff related services	370,197.70
Panama	SEGURIDAD PERMANENTE Y PROTECCION S A	Varied Services	57,200.00
Panama	EDEMET S.A.	Varied Services	30,798.14
Papua New Guinea	TRAVEL PLANNERS (PNG) LTD	Freight Transportation	230,640.48
Papua New Guinea	Emma Powan	Freight Transportation	34,253.84
Papua New Guinea	ELLIE LOGOSON	Premises, rent, purchase, construction and alteration	94,103.76
Papua New Guinea	United Nations Childrens Fund	Premises, rent, purchase, construction and alteration	31,674.94
Papua New Guinea	Getaway Travel Limited	Travel and Staff related services	115,591.10
Papua New Guinea	PACIFIC TRAVEL AGENCY	Travel and Staff related services	84,918.44
Papua New Guinea	Hideaway Hotel - Port Moresby	Travel and Staff related services	58,142.11
Papua New Guinea	Betty Etami Koka	Travel and Staff related services	39,203.60
Papua New Guinea	LUTHERAN SCHOOL OF NURSING	Varied Services	52,962.96
Papua New Guinea	UNIVERSITY OF GOROKA	Varied Services	33,920.83
Papua New Guinea	National Broadcasting Corporation of PNG	Varied Services	31,084.72
Papua New Guinea	University of Papua New Guinea	Varied Services	30,040.84
Paraguay	JOSE DANIEL HIRSCH BORDON	Premises, rent, purchase, construction and alteration	72,943.17
Paraguay	PROGRAMA DE LAS NN.UU. P/ EL DESARROLLO	Printing and Publication	84,253.10
Paraguay	CAROLINA RAVERA CASTRO	Professional Consultancy Services	34,865.00
Peru	ASOCIACION BENEFICA PRISMA	Professional Consultancy Services	47,242.18
Peru	CENTRO DE PROMOCION Y DEFENSA DE DS/DR	Professional Consultancy Services	36,378.14
Peru	INSTITUTO PERUANO PATERNIDAD RESPONSABLE	Professional Consultancy Services	30,000.01
Peru	CHIRAPAQ CENTRO DE CULT INDIGENAS PERU	Professional Consultancy Services	30,000.00
Peru	HEALTH LIMITED	Professional Consultancy Services	30,000.00
Peru	INMED ANDES	Professional Consultancy Services	30,000.00
Peru	TRAVEL GROUP PERU S.A.	Travel and Staff related services	252,827.26
Peru	HOTELERA EL BOSQUE S.A.C.	Travel and Staff related services	54,902.77
Philippines	GOETZ MOVING & STORAGE INC.	Freight Transportation	94,378.48
Philippines	UNDP Representative Peso Account	Premises, rent, purchase, construction and alteration	1,545,593.89

Major Contracts for Services Placed by Agency During 2011 (Contracts of \$30,000 or more)

AGENCY			Contract Value
Location of Supplier	Name of Contractor	Description of Services	USD
Philippines	New World International Development	Premises, rent, purchase, construction and alteration	34,863.09
Philippines	Rene Sales DESIDERIO	Professional Consultancy Services	107,105.46
UNFPA Continued			
Philippines	JOSE ROI B AVENA	Professional Consultancy Services	32,830.18
Philippines	Mercedita Erandio Tia	Travel and Staff related services	157,798.98
Philippines	MARSMAN DRYSDALE TRAVEL INC	Travel and Staff related services	107,608.63
Philippines	ISLA LIPANA & CO	Varied Services	186,081.75
Philippines	UNFPA SOUTHERN PHILIPPINES OFFICE	Varied Services	44,187.18
Romania	MINISTRY OF FOREIGN AFFAIRS OF ROMANIA	Premises, rent, purchase, construction and alteration	163,008.00
Romania	Mihai Horga	Professional Consultancy Services	37,879.03
Russian Federation	UNITED NATIONS CHILDREN'S FUND	Premises, rent, purchase, construction and alteration	84,441.61
Russian Federation	MIKHAIL DENISENKO	Professional Consultancy Services	31,309.20
Russian Federation	RBT HOLDING OOO	Travel and Staff related services	85,048.24
Rwanda	FFRP - UNFPA	Freight Transportation	52,463.76
Rwanda	TOURS DE PAYS DE GRANDS LACS	Freight Transportation	31,739.55
Rwanda	MUHIRWA MUKAMASABO JOSEPHINE	Premises, rent, purchase, construction and alteration	126,295.43
Rwanda	IMPRIMERIE SELECT GRAPH	Printing and Publication	49,769.49
Rwanda	EDOUARD MASHYARINGA	Professional Consultancy Services	59,244.54
Rwanda	OMD RWANDA	Professional Consultancy Services	37,548.59
Rwanda	GIHUNDWE HOSPITAL	Professional Consultancy Services	30,477.96
Rwanda	SATGURU TRAVEL & TOURS SERVICE	Travel and Staff related services	109,989.27
Rwanda	FABIOLA WIZEYE NGERUKA	Travel and Staff related services	42,147.99
Rwanda	SATGURU TRAVEL & TOURS SERVICE	Travel and Staff related services	41,835.74
Rwanda	INTERNATIONAL TOURS TRAVEL	Travel and Staff related services	40,550.37
Rwanda	RWANDA MILITARY HOSPITAL	Travel and Staff related services	35,610.30
Rwanda	MUGONERO HOSPITAL	Travel and Staff related services	33,500.87
Rwanda	ORINFOR	Travel and Staff related services	33,336.51
Rwanda	HOPITAL DE GISENYI	Varied Services	33,308.02
Rwanda	AGASEKE PROMOTION PROJECT	Varied Services	31,545.98
Samoa	RETZLAFF TRAVEL & TOURS LTD	Travel and Staff related services	41,066.37
Senegal	PNUD SENEGAL	Premises, rent, purchase, construction and alteration	378,929.79
Senegal	SATGURU TRAVEL & TOURS	Professional Consultancy Services	304,225.10
Senegal	SATGURU TRAVEL & TOURS	Professional Consultancy Services	81,713.00
Senegal	SOULIMANE BARO	Professional Consultancy Services	61,435.60
Senegal	CENTRE REGIONAL FORM. ET RECH.SR	Professional Consultancy Services	56,942.84
Senegal	CHEIKH TIDIANE BA	Professional Consultancy Services	55,121.18
Senegal	ISABELLE V. MOREIRA	Professional Consultancy Services	53,211.46
Senegal	MAMADOU MOUSTAPHA THIAM	Professional Consultancy Services	35,127.66
Senegal	MMN PICTURES SARL	Professional Consultancy Services	31,875.55
Senegal	CENTRE DE FORMATION ET DE RECHERCHE	Services / Studies and Research	30,787.32
Senegal	RELAX VOYAGES	Travel and Staff related services	175,951.39
Senegal	HOTEL MERIDIEN PRESIDENT	Travel and Staff related services	53,424.18
Senegal	Vidya DIAITE	Travel and Staff related services	50,595.97
Senegal	BOUBACAR SOW	Travel and Staff related services	37,539.35
Senegal	PULLMAN HOTELS AND RESORTS	Travel and Staff related services	30,221.51
Sierra Leone	OVERSEAS TRADING & CONSTRUCTION COMPANY	Premises, rent, purchase, construction and alteration	254,999.00
Sierra Leone	MOLIBA INTERNATIONAL CONSTRUCTION AND	Premises, rent, purchase, construction and alteration	196,506.00
Sierra Leone	UTILSOLAR LTD	Premises, rent, purchase, construction and alteration	144,507.00
Sierra Leone	WUSUM HOTEL	Premises, rent, purchase, construction and alteration	60,629.72
Sierra Leone	WILFRED SAM-KING	Premises, rent, purchase, construction and alteration	60,000.00
Sierra Leone	NIMO CONSTRUCTION & TRADING ENT LTD	Premises, rent, purchase, construction and alteration	56,700.00
Sierra Leone	JOSDELVIA TRADING&CONS ENTERPRISES	Premises, rent, purchase, construction and alteration	56,498.55
Sierra Leone	HAWA MOSERAY	Printing and Publication	56,059.97
Sierra Leone	EDWARD EJIRO EMUVEYAN	Professional Consultancy Services	89,111.00
Sierra Leone	ICT TRAINING COMPLEX	Professional Consultancy Services	60,662.00
Sierra Leone	IPC TRAVEL	Travel and Staff related services	110,995.00
Sierra Leone	ABUBAKARR TARAWALLY	Travel and Staff related services	47,616.98
Sierra Leone	JUSU SYLVESTER PAVLOVE SQUIRE	Travel and Staff related services	40,694.58
Sierra Leone	Dr. Edward Brima Magbity	Travel and Staff related services	34,687.64
Sierra Leone	SLTU HOTEL 5:10	Travel and Staff related services	33,293.80
Sierra Leone	Nyaibor Ngombu	Travel and Staff related services	32,851.48
Sierra Leone	John Lamin	Varied Services	42,217.38
Sierra Leone	UN INTEGRATED OFFICE IN SIERRA LEONE	Varied Services	35,513.00
South Africa	VODACOM SERVICE PROVIDER	IT and Communications	98,156.54
South Africa	Internet Solutions	IT and Communications	68,181.35
South Africa	THE GRACE HOTEL	Premises, rent, purchase, construction and alteration	41,140.28
South Africa	S & J BAYLIS T/A MUNLIN TRAVEL	Professional Consultancy Services	122,210.77
South Africa	ICM CONGRESS DURBAN	Professional Consultancy Services	71,621.07
South Africa	WITS HUMAN SOCIAL DEPARTMENT	Professional Consultancy Services	57,317.50
South Africa	BUSINESS ENTERPRISES	Professional Consultancy Services	56,532.40
South Africa	THOMAS SCALWAY	Professional Consultancy Services	38,235.40
South Africa	Human Science Research Council	Professional Consultancy Services	37,983.23
South Africa	SUSAN NKOMO	Professional Consultancy Services	35,332.16
South Africa	MOLLY MALETE PRODUCTIONS CC	Professional Consultancy Services	30,234.32
South Africa	RENNIES TRAVEL	Travel and Staff related services	427,786.72
South Africa	TRAVKOR PTY LTD	Travel and Staff related services	43,166.76
South Africa	RAINBOW TRAVEL CC	Travel and Staff related services	35,884.29
South Africa	MADY BIAYE	Travel and Staff related services	30,148.18
South Africa	University of South Africa	Varied Services	88,311.00
Spain	INSTITUTO DE COOPERACION SOCIAL	Printing and Publication	502,130.00
Spain	JORGE DEL BAS AVELLANEDA	Printing and Publication	30,478.52
Sri Lanka	Ms. Malathie Weerasooriya	Travel and Staff related services	44,802.68
Sri Lanka	Resident Representative UNDP	Varied Services	54,847.45
Sudan	Friends of Peace &Development Organztion	Freight Transportation	62,635.52
Sudan	MAGHRABLIAN COMPANY	Freight Transportation	50,839.70
Sudan	Anglo Petro Integrated Services Solution	IT and Communications	91,680.00
Sudan	STATE MINISTRY OF HEALTH WEST DARFUR	Premises, rent, purchase, construction and alteration	122,623.63
Sudan	Abdullah Mohamed Ahmed	Premises, rent, purchase, construction and alteration	90,000.00
Sudan	GENEINA TEACHING HOSPITAL	Premises, rent, purchase, construction and alteration	75,000.04
Sudan	BISHARA MUSTAPHA SHARAF ELDIEN NOR	Premises, rent, purchase, construction and alteration	44,676.86
Sudan	JUBA GRAND HOTEL	Premises, rent, purchase, construction and alteration	39,001.34
Sudan	SOUTH SUDAN HOTEL	Premises, rent, purchase, construction and alteration	32,540.62
Sudan	TANASH MULTI ACTIVITIES CO	Printing and Publication	31,219.55
Sudan	NATIONAL SOCIAL INSURANCE	Professional Consultancy Services	242,116.45
Sudan	SUDANESE RED CRESCENT SOCIETY	Professional Consultancy Services	125,087.00
Sudan	WFP SUDAN JUBA IMPREST	Professional Consultancy Services	118,900.00
Sudan	STATE MINISTRY OF HEALTH NORTH DARFUR	Professional Consultancy Services	111,761.69
Sudan	SUDANESE ENVIROMENT CONSERVATION SOCIETY	Professional Consultancy Services	92,048.00
Sudan	Rufaida Health Foundation	Professional Consultancy Services	90,191.47
Sudan	Nawafil Alkhairat Organization	Professional Consultancy Services	62,605.36
Sudan	SNCTP-KHARTOUM KHARTOUM KHARTOUM	Professional Consultancy Services	62,550.86
Sudan	SUDANESE FERTILITY CARE ASSOCIATION	Professional Consultancy Services	62,521.71
Sudan	MOHIADIN ABUBAKER	Professional Consultancy Services	57,286.02
Sudan	CHARLESTON TRAVEL LTD	Professional Consultancy Services	52,464.25
Sudan	ACORD RED SEA	Professional Consultancy Services	46,024.00
Sudan	ISLAMIC RELIEF AGENCY RIVER NILE BRANC	Professional Consultancy Services	46,024.00
Sudan	NEAR EAST FOUNDATION	Professional Consultancy Services	41,757.60
Sudan	SUDANESE RED CRESCENT SOCIETY RIVER	Professional Consultancy Services	41,723.53
Sudan	SAWA SUDAN FOR DEVELOPMENT &	Professional Consultancy Services	31,778.99
Sudan	WFP EMERGENCY OPERATION IN SUDAN	Travel and Staff related services	133,733.00
Sudan	INTERCONTINENTAL TRAVELS	Travel and Staff related services	79,524.53
Sudan	UNITED NATIONS ENVIRONMENT PROGRAMME	Travel and Staff related services	44,298.00
Sudan	JUBA REGENCY HOTEL	Travel and Staff related services	43,526.04
Sudan	NEW SUDAN HOTEL ADMIN AKASHA AND SONS	Travel and Staff related services	40,800.50

Major Contracts for Services Placed by Agency During 2011 (Contracts of \$30,000 or more)

AGENCY			Contract Value
Location of Supplier	Name of Contractor	Description of Services	USD
Sudan	AZZA WOMEN ASSOCIATION	Travel and Staff related services	36,899.51
Sudan	JUBA COLLEGE OF NURSING & MIDWIFERY	Varied Services	76,195.40
UNFPA Continued			
Sudan	State Ministry of Health	Varied Services	66,762.21
Sudan	ISLAMIC RELIEF AGENCY -ISRA	Varied Services	42,067.89
Sudan	WOMEN DEVELOPMENT & PEACE BUILDING	Varied Services	34,567.21
Swaziland	RAM REALTY	Premises, rent, purchase, construction and alteration	54,601.35
Swaziland	Inter Tour Travel	Travel and Staff related services	40,869.37
Sweden	PERCEPIUM AB	Professional Consultancy Services	136,000.00
Sweden	JSIAC	Professional Consultancy Services	31,983.13
Sweden	DIDACTICA KB	Varied Services	30,000.00
Switzerland	UNOG GENERAL FUND	General office furniture, equipment and supplies	138,559.35
Switzerland	International Computing Centre	IT and Communications	333,898.00
Switzerland	DEMBEREL TSOGMAA	Professional Consultancy Services	83,564.35
Switzerland	MISCHA NOAH LIATOWITSCH	Professional Consultancy Services	42,024.00
Switzerland	Swisscard	Travel and Staff related services	135,506.73
Switzerland	DEV.TV	Varied Services	70,000.00
Syrian Arab Republic	SYRIAN COMPUTER SOCIETY	IT and Communications	30,297.10
Syrian Arab Republic	Bashar Alakel	Premises, rent, purchase, construction and alteration	36,264.84
Syrian Arab Republic	UNDP-DAMASCUS-SYRIA	Professional Consultancy Services	61,399.40
Tajikistan	Tajik Intour Service - Travel Agent	Travel and Staff related services	89,066.44
Tajikistan	Bakhtiyor KADIROV	Travel and Staff related services	44,470.22
Tajikistan	RAUPOV, Nasim	Travel and Staff related services	31,197.94
Thailand	SURETEX LIMITED	Contraceptives	96,959.13
Thailand	Nobuko HORIBE	IT and Communications	33,332.41
Thailand	UN ESCAP	Premises, rent, purchase, construction and alteration	311,439.11
Thailand	AMARI HOTELS AND RESORTS CO., LTD	Premises, rent, purchase, construction and alteration	117,605.27
Thailand	SUPAPORN CHATWANICHKUL	Premises, rent, purchase, construction and alteration	44,932.21
Thailand	SALADAENG PRINTING CO LTD	Printing and Publication	53,772.38
Thailand	BANGKOK IN HOUSE CO LTD	Printing and Publication	51,974.89
Thailand	COALITION OF ASIA PACIFIC REGIONAL	Professional Consultancy Services	73,000.00
Thailand	MARLEEN VAN DER REE	Professional Consultancy Services	67,248.06
Thailand	SRISUMAN SARTSARA	Professional Consultancy Services	56,748.85
Thailand	LANKASAWATDIKAN SOONANAMAITI 4	Professional Consultancy Services	55,918.28
Thailand	MARC WESTHOF	Professional Consultancy Services	41,698.41
Thailand	ADHI WONGKHIEO	Professional Consultancy Services	31,325.26
Thailand	CASPAR PEEK	Travel and Staff related services	42,827.32
The Former Yugoslav Rep. of Mac	PUBLICIS DOO SKOPJE	Professional Consultancy Services	86,723.06
Timor-Leste	FOKUPERS	Services / Studies and Research	88,915.17
Timor-Leste	ROBRIGADO TOUR & TRAVEL MARIA ALICE	Travel and Staff related services	63,961.00
Timor-Leste	CENSUS PROJECT	Travel and Staff related services	47,010.00
Timor-Leste	PRADET TIMOR LESTE	Varied Services	215,959.50
Timor-Leste	Secretaria Estado Promocao de Igualdade	Varied Services	106,846.00
Timor-Leste	JUDICIAL SYSTEM MONITORING PRO	Varied Services	89,576.05
Timor-Leste	UNIVERSIDADE NACIONAL TIMOR LOROSAE	Varied Services	68,000.00
Timor-Leste	INSTITUTO DE CIENCIAS DA SAUDE	Varied Services	36,660.00
Timor-Leste	HEALTH ALLIANCE INTERNATIONAL	Varied Services	30,243.60
Togo	HOTEL EDA-OBA	Professional Consultancy Services	87,754.59
Togo	ISIAH ADELEKE EBO	Professional Consultancy Services	45,825.05
Togo	BAGNAH OGAMO	Services / Studies and Research	30,871.90
Togo	PROJET DGSCN-QUIBB	Services / Studies and Research	30,000.00
Togo	CECILE MUKARUBUGA	Travel and Staff related services	36,844.66
Tonga	TONGA FAMILY HEALTH ASSOCIATION	Varied Services	38,366.00
Tunisia	PARA PHY	Freight Transportation	32,202.28
Tunisia	MANEL STAMBOULI	IT and Communications	36,684.18
Tunisia	GARCI COM	Varied Services	47,574.90
Turkey	MAHMUT NEZIH TAVLAS	Freight Transportation	51,836.75
Turkey	DUYGU ARIG	Freight Transportation	39,756.97
Turkey	GUL ERDOST	Freight Transportation	39,330.66
Turkey	YANKI SEYAHAT VE TURIZM ACENTASI LTD.STI	General office furniture, equipment and supplies	1,141,210.65
Turkey	SWISS OFFICES MERKEZI ISLETMECILIGI	IT and Communications	175,083.50
Turkey	NESE SAVAS	Professional Consultancy Services	85,177.80
Turkey	MEHMET IHSAN MERMERCI TURIZM OTELCILIK	Travel and Staff related services	34,113.48
Turkmenistan	UNDP IN TURKMENISTAN	IT and Communications	32,685.24
Uganda	AMPROC INC	Premises, rent, purchase, construction and alteration	244,260.00
Uganda	MIRANDA TABIFOR	Professional Consultancy Services	73,419.87
Uganda	NELLY BADARU	Professional Consultancy Services	45,225.65
Uganda	PHILLIP JAMES KAKANDE	Professional Consultancy Services	42,431.00
Uganda	MUTITI REGINA	Professional Consultancy Services	39,632.81
Uganda	HOTEL AFRICANA LTD	Professional Consultancy Services	38,901.26
Uganda	JINJA NILE RESORT	Professional Consultancy Services	35,279.26
Uganda	AKENA IRENE CHERUTO	Professional Consultancy Services	32,182.34
Uganda	REPRODUCTIVE HEALTH & HIV RESEARCH UNIT	Professional Consultancy Services	30,293.47
Uganda	UNIGLOBE LET'S GO TRAVEL	Travel and Staff related services	106,773.00
Uganda	SWANAIR TRAVEL&SAFARIS (U) LTD	Travel and Staff related services	65,052.00
Uganda	IMPERIAL RESORT BEACH HOTEL	Travel and Staff related services	63,259.00
Uganda	DR. AMBROSOLI MEM. HOSPITAL	Travel and Staff related services	48,076.92
Uganda	BRENDA KIFUKO MALINGA	Travel and Staff related services	30,431.49
Uganda	IMPERIAL GOLF VIEW HOTEL	Varied Services	47,004.26
Uganda	TOTAL UGANDA LIMITED	Varied Services	41,998.27
Ukraine	PE VARUKHIN SERGIY MYKOLAYOVYCH	Premises, rent, purchase, construction and alteration	32,500.00
Ukraine	CENTRE OF CONFERENCE SERVICES LTD	Varied Services	130,967.51
Ukraine	MAINSTREAM	Varied Services	44,695.87
Ukraine	GESTALT CONSULTING GROUP CO	Varied Services	32,644.21
United Arab Emirates	LHASSA CONSULTING FZE	Varied Services	106,103.02
United Kingdom	CROWN AGENTS	Contraceptives	351,973.05
United Kingdom	THE FEMALE HEALTH COMPANY	Contraceptives	295,289.98
United Kingdom	Cromwell Tools Limited	Freight Transportation	35,170.62
United Kingdom	NST&T Univers Phone International.	IT and Communications	66,885.26
United Kingdom	Mott MacDonald Limited	Printing and Publication	371,013.40
United Kingdom	DRS DATA SERVICES LIMITED	Printing and Publication	136,107.56
United Kingdom	NEWSDESK COMMUNICATIONS LTD	Printing and Publication	50,003.28
United Kingdom	moore stephens llp	Professional Consultancy Services	3,426,238.51
United Kingdom	SARAH-JEAN CUNNINGHAM	Professional Consultancy Services	109,077.37
United Kingdom	CRANFIELD MANAGEMENT DEVELOPMENT LIMITED	Professional Consultancy Services	90,796.00
United Kingdom	CEDAR CONSULTING (UK) LTD	Professional Consultancy Services	72,194.00
United Kingdom	JONATHAN DAVID HOPKINS	Professional Consultancy Services	51,699.13
United Kingdom	UNIVERSITY OF ABERDEEN	Professional Consultancy Services	40,901.00
United Kingdom	STAPLEFORD SCIENTIFIC SERVICES LIMITED	Professional Consultancy Services	40,863.30
United Kingdom	CATHERINE MORONEY BARTLEY	Professional Consultancy Services	38,818.00
United Kingdom	UNIVERSITY OF SOUTHAMPTON	Professional Consultancy Services	35,150.00
United Kingdom	BLUE VENTURES	Professional Consultancy Services	30,000.00
United Kingdom	STRATEGIC AGENDA LLP	Services / Studies and Research	274,513.45
United Kingdom	I2D2 LIMITED	Travel and Staff related services	77,807.50
United Kingdom (Gibraltar)	GIBRALTAR STOCKHOLDINGS LTD	Freight Transportation	91,168.08
United Kingdom (Gibraltar)	TOYOTA GIBRALTAR STOCKHOLDINGS LTD	Varied Services	93,532.61
United Republic of Tanzania	KUEHNE +NAGEL (TANZANIA) LIMITED	Freight Transportation	40,891.00
United Republic of Tanzania	Theophilo Mathews	Professional Consultancy Services	41,631.01
United Republic of Tanzania	EMSLIES TRAVEL LTD	Travel and Staff related services	110,520.46
United States of America	PFIZER OVERSEAS LLC (EXPORT DIVISION)	Contraceptives	287,805.30
United States of America	Emerging Markets Communications	Freight Transportation	182,146.33
United States of America	ZEYNEP BASARANKUT	Freight Transportation	45,308.18
United States of America	TGI Office Automation	General office furniture, equipment and supplies	66,247.83
United States of America	KPMG LLP	IT and Communications	458,209.32

Major Contracts for Services Placed by Agency During 2011 (Contracts of \$30,000 or more)

AGENCY			Contract Value
Location of Supplier	Name of Contractor	Description of Services	USD
United States of America	T-MOBILE(FORMERLY VOICESTREAM WIRELESS)	IT and Communications	260,000.00
United States of America	SAS INSTITUTE INC	IT and Communications	244,140.00
UNFPA Continued			
United States of America	STRATEGY 7 CORPORATION	IT and Communications	230,567.59
United States of America	VERIZON	IT and Communications	188,500.00
United States of America	ETSEC INC	IT and Communications	170,339.32
United States of America	GLOBAL CROSSING CONFERENCE	IT and Communications	140,000.00
United States of America	CYBER KORP INC.	IT and Communications	114,492.60
United States of America	MICROSOFT LICENSING, GP	IT and Communications	101,270.51
United States of America	PLANSON INTERNATIONAL CORPORATION	IT and Communications	69,585.00
United States of America	NTT AMERICA	IT and Communications	55,964.00
United States of America	UNITED NATIONS	IT and Communications	50,771.06
United States of America	T and T Computer Consulting Services LLC	IT and Communications	44,950.00
United States of America	CAROUSEL30 LLC	IT and Communications	39,900.00
United States of America	FULCRUM LOGIC INC	IT and Communications	37,280.00
United States of America	COGENT COMMUNICATIONS (PSINET)	IT and Communications	32,600.00
United States of America	605 3RD AVE FEE LLC	Premises, rent, purchase, construction and alteration	5,201,640.30
United States of America	ALEXANDER WOLF & SON	Premises, rent, purchase, construction and alteration	397,000.00
United States of America	COMMUNICATIONS CONSORTIUM MEDIA CENTER	Premises, rent, purchase, construction and alteration	100,000.00
United States of America	SIDERIS KEFALAS ENGINEERS	Premises, rent, purchase, construction and alteration	38,900.00
United States of America	RLJ III-DBT METROPOLITAN MANHATTAN	Premises, rent, purchase, construction and alteration	37,547.00
United States of America	PATRICK MOURA	Premises, rent, purchase, construction and alteration	30,000.00
United States of America	PROGRAPHICS, INC.	Printing and Publication	445,569.38
United States of America	ORC MACRO INTERNATIONAL	Printing and Publication	140,560.00
United States of America	MILLER ADVERTISING AGENCY INC.	Printing and Publication	73,599.00
United States of America	MACRO INTERNATIONAL INC	Printing and Publication	63,535.00
United States of America	MACRO INTERNATIONAL INC	Printing and Publication	50,700.00
United States of America	WORLD EDUCATION, INC.	Printing and Publication	36,816.25
United States of America	SDS GLOBAL LOGISTICS, INC.	Printing and Publication	34,000.00
United States of America	ARIES COMPUTER SYSTEMS, INC	Professional Consultancy Services	1,015,197.00
United States of America	DALBERG CONSULTING NY CORP.	Professional Consultancy Services	752,168.00
United States of America	NEWLINK COMMUNICATIONS GROUP INC	Professional Consultancy Services	510,000.00
United States of America	COMMUNITY SYSTEMS FOUNDATION	Professional Consultancy Services	239,355.00
United States of America	SEABRIDGE GROUP LLC	Professional Consultancy Services	212,400.00
United States of America	RICHARD J TOBIN	Professional Consultancy Services	141,486.09
United States of America	PADMA MALANI KARUNARATNE	Professional Consultancy Services	130,887.22
United States of America	JENNYFER DULYX	Professional Consultancy Services	104,701.29
United States of America	TOBIAS B KASPER	Professional Consultancy Services	99,500.00
United States of America	HUGH O'DONNELL	Professional Consultancy Services	95,700.50
United States of America	DATAMATICS GLOBAL SERVICES	Professional Consultancy Services	90,080.00
United States of America	CUSTOM STAFFING INC.	Professional Consultancy Services	86,314.76
United States of America	ERIN ELIZABETH ANASTASI	Professional Consultancy Services	85,055.57
United States of America	CHRISTINA THEMISTOCLES VRACHNOS	Professional Consultancy Services	80,560.37
United States of America	DESMOND S. KOROMA	Professional Consultancy Services	76,480.00
United States of America	LAURA RAQUEL WEXLER	Professional Consultancy Services	73,590.70
United States of America	Diana Jimena Arango	Professional Consultancy Services	69,368.00
United States of America	SARAH ELSIR KALEL	Professional Consultancy Services	68,413.81
United States of America	Marie Francesca Amen	Professional Consultancy Services	62,779.50
United States of America	HOU CHOU LIN	Professional Consultancy Services	60,942.51
United States of America	Ibnou Soulevmane Diallo	Professional Consultancy Services	59,934.43
United States of America	NICOLE EUGENIA FOSTER	Professional Consultancy Services	59,818.00
United States of America	MERCURY SERVICES LLC	Professional Consultancy Services	59,160.00
United States of America	MILLENNIUM UN PLAZA HOTEL	Professional Consultancy Services	57,836.00
United States of America	ROCKY PANJWANI	Professional Consultancy Services	57,600.00
United States of America	GABRIELA IANCU	Professional Consultancy Services	57,478.44
United States of America	VENETIA R. DE SILVA	Professional Consultancy Services	55,827.22
United States of America	AYSEL VAZIROVA	Professional Consultancy Services	55,644.38
United States of America	LYDIAH KEMUNTO BOSIRE	Professional Consultancy Services	54,817.00
United States of America	SUSAN RANDOLPH GUTHRIDGE-GOULD	Professional Consultancy Services	53,200.00
United States of America	JEFFREY STEPHEN GIDDINGS	Professional Consultancy Services	50,500.00
United States of America	IDA JENG CHRISTENSEN	Professional Consultancy Services	50,248.00
United States of America	BARBARA CROSSETTE	Professional Consultancy Services	50,000.00
United States of America	NERINA PEREA	Professional Consultancy Services	49,050.00
United States of America	THOMAS CECIL MCDERMOTT	Professional Consultancy Services	48,978.94
United States of America	KATIE MADONIA	Professional Consultancy Services	46,565.51
United States of America	BOBZIE MAYANJA TIEWUL	Professional Consultancy Services	46,344.82
United States of America	SERVICE-NOW.COM	Professional Consultancy Services	46,200.00
United States of America	Ephrem CRUZ	Professional Consultancy Services	45,800.00
United States of America	STEVEN ERIC SWILLER	Professional Consultancy Services	44,720.00
United States of America	LORENA CAMINITI	Professional Consultancy Services	43,922.11
United States of America	COURTNEY BLAKE	Professional Consultancy Services	43,250.91
United States of America	Yelena Shlifer	Professional Consultancy Services	42,000.00
United States of America	ANTHONY CHAU	Professional Consultancy Services	40,500.00
United States of America	HAIDER ALI KHAN	Professional Consultancy Services	40,344.82
United States of America	AMINATA DOUMBIA	Professional Consultancy Services	38,500.00
United States of America	JOYCELYN CRANE-MOORE	Professional Consultancy Services	37,192.50
United States of America	RAFAEL EGUIGUREN	Professional Consultancy Services	36,844.00
United States of America	MILEN BEYENE	Professional Consultancy Services	35,971.26
United States of America	SILVA GIOVANNA	Professional Consultancy Services	35,970.00
United States of America	Ma. Rosario Ledonio-O'Buckley	Professional Consultancy Services	35,875.32
United States of America	JIMMY LOPEZ	Professional Consultancy Services	35,419.77
United States of America	ASMERET TEKESTE	Professional Consultancy Services	34,800.00
United States of America	Thelma Oliva	Professional Consultancy Services	34,800.00
United States of America	INDU ADHIKARY	Professional Consultancy Services	34,733.33
United States of America	DIANA THEODORA BARGER	Professional Consultancy Services	34,200.00
United States of America	MICHAEL LOWEN	Professional Consultancy Services	32,400.00
United States of America	KATHLEEN WHITE	Professional Consultancy Services	31,922.40
United States of America	QUOIN INC	Professional Consultancy Services	31,497.50
United States of America	JENNIFER MARIE LANDIG	Professional Consultancy Services	30,574.69
United States of America	ROSE FLORE MARTELLY	Professional Consultancy Services	30,145.50
United States of America	SELECT INTERNATIONAL, INC.	Services / Studies and Research	85,400.00
United States of America	ARAMARK INC.	Travel and Staff related services	94,470.10
United States of America	CAMBRIDGE CATERING	Travel and Staff related services	52,540.25
United States of America	THE NEW YORK HELMSLEY HOTEL	Travel and Staff related services	48,403.96
United States of America	OLUBUNMI MAKINWA	Travel and Staff related services	41,081.69
United States of America	HERNANDO CLAVIJO	Travel and Staff related services	37,672.98
United States of America	ELIZEU DE OLIVEIRA CHAVES JR	Travel and Staff related services	30,482.81
United States of America	UNOPS	Varied Services	1,165,894.45
United States of America	UNOPS	Varied Services	1,165,894.45
United States of America	TREMOLO PRODUCTION INC	Varied Services	199,866.25
United States of America	FISHER BROTHERS CLEANING SERVICES	Varied Services	178,000.00
United States of America	PORTLAND PR INC	Varied Services	72,850.00
United States of America	GRM INFORMATION MANAGEMENT SERVICES INC	Varied Services	68,000.00
United States of America	POPULATION MEDIA CENTER INC	Varied Services	50,000.00
United States of America	THOMAS CRAVEN FILM CORPORATION	Varied Services	44,660.00
United States of America	UN WOMEN	Varied Services	35,369.44
United States of America	MARSH USA INC.	Varied Services	32,170.00
United States of America	INTERNATIONAL HOUSE	Varied Services	31,836.03
United States of America	REAL DESIGN ASSOCIATES INC	Varied Services	30,000.00
United States of America	TIME MOVING & STORAGE INC	Varied Services	30,000.00
United States of America	UNIFEM (UN DEVELOPMENT FUND FOR WOMEN)	Varied Services	30,000.00
Uruguay	MACADAR DANIEL	Professional Consultancy Services	60,318.13
Uruguay	RAMOS BRUM, VALERIA	Professional Consultancy Services	45,234.00
Uruguay	SURRACO JORGE	Professional Consultancy Services	39,236.80

Major Contracts for Services Placed by Agency During 2011 (Contracts of \$30,000 or more)

AGENCY			Contract Value
Location of Supplier	Name of Contractor	Description of Services	USD
Uruguay	SCURO, LUCIA	Professional Consultancy Services	34,322.80
Uzbekistan	PRINT MEDIA LLC	Printing and Publication	90,571.93
UNFPA Continued			
Uzbekistan	DOLORES TUR LLC	Professional Consultancy Services	64,272.02
Venezuela (Bolivarian Rep. of)	H.GIRAUD M CIA. C.A.	Freight Transportation	42,922.12
Venezuela (Bolivarian Rep. of)	EDITORIAL IGNAKA C.A	Printing and Publication	34,940.00
Venezuela (Bolivarian Rep. of)	VIAJES VIÑA DEL MAR C A	Travel and Staff related services	53,078.46
Vietnam	CONG TY TNHH DV DU LICH VA TM HANG KHONG	Professional Consultancy Services	95,490.96
Vietnam	URMILA SINGH	Professional Consultancy Services	66,597.96
Vietnam	IAN HOWIE	Professional Consultancy Services	60,854.00
Vietnam	TRUNG TAM NGHIEN CUU DAN SO VA SUC KHOE	Professional Consultancy Services	53,879.65
Vietnam	PAZ Y PESARROLLO ECONOMICAL EMPOWERMENT	Professional Consultancy Services	39,665.95
Vietnam	CONG TY TNHH DICH VU VA DU LICH PHUC	Professional Consultancy Services	36,885.09
Vietnam	KPMG LIMITED	Varied Services	64,754.64
Yemen	YAHYA ALI MEAYAD	Premises, rent, purchase, construction and alteration	59,431.59
Yemen	STAR FOR SECURITY	Premises, rent, purchase, construction and alteration	43,200.00
Yemen	UNDP Yemen	Premises, rent, purchase, construction and alteration	32,386.35
Yemen	Iman AbdulHameed Al-Tawqi	Professional Consultancy Services	40,054.50
Yemen	Azza Abdulla Al-Zubaidi	Professional Consultancy Services	39,047.86
Yemen	Ghada Abdul-Majid Al-Khulaidi	Professional Consultancy Services	34,055.36
Yemen	Uranus Travel and Tourism	Travel and Staff related services	49,640.75
Zambia	UNDP ZAMBIA	Premises, rent, purchase, construction and alteration	93,033.58
Zambia	UNITRAVEL AND TOURS LTD	Travel and Staff related services	110,903.00
Zambia	MICHAEL PHIRI	Travel and Staff related services	76,918.33
Zambia	BANDA, CHARLES	Travel and Staff related services	31,374.68
Zimbabwe	KADOMA HOTEL AND CONFERENCE CENTER	Premises, rent, purchase, construction and alteration	104,534.55
Zimbabwe	SFI CONSTRUCTORS (PVT) LTD	Premises, rent, purchase, construction and alteration	81,091.57
Zimbabwe	ZIMBABWE INSTITUTE OF PUBLIC ADMIN & MGT	Premises, rent, purchase, construction and alteration	81,038.04
Zimbabwe	AFRICAN SUN ZIMBABWE	Premises, rent, purchase, construction and alteration	65,988.00
Zimbabwe	NJANIKE CONSTRUCTION (PVT) LTD	Premises, rent, purchase, construction and alteration	50,828.07
Zimbabwe	PUNCTUAL ENTERPRISES T/A INGWE PLACE	Premises, rent, purchase, construction and alteration	50,346.00
Zimbabwe	MOON RIVER ENT PVT LTD	Premises, rent, purchase, construction and alteration	49,925.00
Zimbabwe	COACH HOUSE INN	Premises, rent, purchase, construction and alteration	49,770.00
Zimbabwe	BEST GROUP CONSTRUCTION	Premises, rent, purchase, construction and alteration	43,026.87
Zimbabwe	MANAGEMENT TRAINING BUREAU	Premises, rent, purchase, construction and alteration	36,436.99
Zimbabwe	MS MAZVITA MATEURA	Premises, rent, purchase, construction and alteration	35,192.25
Zimbabwe	KINGSPORT INVESTMENT P/L	Printing and Publication	93,201.50
Zimbabwe	Print Dynamix	Printing and Publication	75,981.76
Zimbabwe	COPY WORLD	Printing and Publication	64,616.00
Zimbabwe	CELSYS LTD T/A CELSYS SOFTWARE	Printing and Publication	43,825.00
Zimbabwe	SABLE PRESS P/L	Printing and Publication	41,443.60
Zimbabwe	BRALYN LITHO PRINTERS	Printing and Publication	36,745.00
Zimbabwe	UNDP REPRESENTATIVE IN ZIMBABWE (USD)	Professional Consultancy Services	47,225.00
Zimbabwe	REDAN PETROLEUM PVT LTD	Services / Studies and Research	30,419.00
Zimbabwe	WILSON MUZVONDIWA	Travel and Staff related services	65,556.00
Zimbabwe	GOODSHOW BOTE	Travel and Staff related services	57,792.00
Zimbabwe	CFX TOURS & TRAVEL	Travel and Staff related services	49,594.21
Zimbabwe	ADMIRE MAWIRE	Travel and Staff related services	35,746.00
Zimbabwe	RATIDZAI NDLOVU	Travel and Staff related services	31,020.60
Zimbabwe	TOTAL ZIMBABWE	Varied Services	103,859.66
Zimbabwe	TRAVELLERS TYRE MASTERS	Varied Services	59,417.00
Zimbabwe	FEDEX	Varied Services	47,968.04
Zimbabwe	TRISTAR INSURANCE COMPANY LTD	Varied Services	30,337.78
UNHCR			
Afghanistan	UNITED NATIONS ASSISTANT MISSION IN AFG	BUSINESS/ ADMINISTRATIVE SER	227,376.00
Afghanistan	ENG.IMAM JAN (LAND LOARD)	BUSINESS/ ADMINISTRATIVE SER	66,000.00
Afghanistan	Mohammad Naser and Mohammad Farhad	BUSINESS/ ADMINISTRATIVE SER	57,000.00
Afghanistan	ABDUL AZIM	BUSINESS/ ADMINISTRATIVE SER	54,000.00
Afghanistan	Sayed Obiadullah	BUSINESS/ ADMINISTRATIVE SER	51,000.00
Afghanistan	HAJI GUL MOHAMMAD	BUSINESS/ ADMINISTRATIVE SER	36,000.00
Afghanistan	HAJI MOHAMMAD NAIM	BUSINESS/ ADMINISTRATIVE SER	36,000.00
Afghanistan	ABDUL RAHIM	BUSINESS/ ADMINISTRATIVE SER	32,400.00
Afghanistan	BROMPTON INTERNATIONAL	MAINTENANCE/ CONSTRUCTION SER	159,763.00
Afghanistan	Kabul Casual Labourers	MAINTENANCE/ CONSTRUCTION SER	110,500.00
Afghanistan	Service Contract Workers	MAINTENANCE/ CONSTRUCTION SER	36,900.00
Afghanistan	HART SECURITY LIMITED	SECURITY/ SAFETY SERVICES	5,762,822.00
Afghanistan	BROMPTON INTERNATIONAL	SECURITY/ SAFETY SERVICES	216,242.00
Afghanistan	AFGHAN NATIONAL POLICE	SECURITY/ SAFETY SERVICES	213,546.06
Afghanistan	National Afghan Police for HCR Office	SECURITY/ SAFETY SERVICES	124,466.90
Afghanistan	UNITED NATIONS DEVELOPMENT PROGRAM	SECURITY/ SAFETY SERVICES	111,204.82
Afghanistan	ABDUL HALIM SINA	SECURITY/ SAFETY SERVICES	60,000.00
Afghanistan	UN Protection Unit (UNPU)	SECURITY/ SAFETY SERVICES	35,517.55
Afghanistan	Service Contract Workers	SECURITY/ SAFETY SERVICES	35,100.00
Afghanistan	GIZ IS KABUL	STORAGE/PACKING/HANDLING	2,382,495.11
Afghanistan	ROSHAN COMPANY	TELECOMS SERVICES	51,588.94
Afghanistan	KUEHNE & NAGEL KABUL	TRANSPORT SUPPORT	150,000.00
Albania	KASTRIOT LAMCE	BUSINESS/ ADMINISTRATIVE SER	30,042.92
Algeria	SALI Fatih Vve NALOUI	BUSINESS/ ADMINISTRATIVE SER	218,064.34
Algeria	SAIB, Madjid	ENGINEERING SERVICES	31,669.34
Algeria	LARBI BOUKORT, EXPERT COMPTABLE	FINANCIAL SERVICES	52,925.82
Algeria	COMPAGNIE GARDIENNAGE PROTECTION SECURIT	SECURITY/ SAFETY SERVICES	111,949.41
Algeria	SARL SIGMA SECURITE	SECURITY/ SAFETY SERVICES	58,150.49
Algeria	ATM MOBILIS	TELECOMS SERVICES	49,878.35
Angola	DANIEL YAGNYE	BUSINESS/ ADMINISTRATIVE SER	180,000.00
Angola	ORGANIZACOES COSAL, LDA	STORAGE/PACKING/HANDLING	96,000.00
Austria	UNODC	BUSINESS/ ADMINISTRATIVE SER	72,996.00
Azerbaijan	ABUTALIB BABAYEV	BUSINESS/ ADMINISTRATIVE SER	97,658.70
Bangladesh	S S Constructions	BUSINESS/ ADMINISTRATIVE SER	334,902.14
Bangladesh	Alif Rice Agency	BUSINESS/ ADMINISTRATIVE SER	236,702.13
Bangladesh	M/s. Nurul Alam Sawdagar	BUSINESS/ ADMINISTRATIVE SER	175,312.90
Bangladesh	M/s. Caytara Constructions	BUSINESS/ ADMINISTRATIVE SER	146,094.08
Bangladesh	DRIK PICTURE LIBRARY LIMITED	FINANCIAL SERVICES	78,992.05
Belarus	BEROSBEL CONSTRUCTION COMPANY	MAINTENANCE/ CONSTRUCTION SER	45,692.24
Belgium	LIJNCOM N.V.	BUSINESS/ ADMINISTRATIVE SER	59,930.99
Belgium	Renaissance Brussels Hotel S.A.	BUSINESS/ ADMINISTRATIVE SER	44,402.86
Belgium	DEUXIEME BUREAU DE RECETTES	BUSINESS/ ADMINISTRATIVE SER	43,834.43
Belgium	CHANNEL RESEARCH SPRL.	EDUCATION/ TRAINING SERVICES	103,301.35
Bosnia and Herzegovina	UNITIC d.o.o.	BUSINESS/ ADMINISTRATIVE SER	201,824.37
Botswana	University of Botswana	FINANCIAL SERVICES	57,164.40
Brazil	VS INVESTIMENTOS E PARTICIPACOES LTDA	BUSINESS/ ADMINISTRATIVE SER	113,765.09
Burkina Faso	PANGUEBA MOHAMED SOGLI	BUSINESS/ ADMINISTRATIVE SER	38,246.39
Burkina Faso	SOCIETE BURKINABE DE MICRO FINANCE	FINANCIAL SERVICES	38,053.00
Burundi	UNITED NATIONS DEVELOPMENT PROGRAMME	BUSINESS/ ADMINISTRATIVE SER	275,534.00
Burundi	FAROOK SALEH ADAM	BUSINESS/ ADMINISTRATIVE SER	60,000.00
Burundi	BURUNDI CLEANING COMPANY	MAINTENANCE/ CONSTRUCTION SER	41,468.09
Burundi	P.S.G.	SECURITY/ SAFETY SERVICES	102,524.52
Cameroon	GETS SARL	COMPUTER SERVICES	61,773.72
Cameroon	ENTREPRISE FOTSO	MAINTENANCE/ CONSTRUCTION SER	36,225.48
Cameroon	TRANSIMEX	STORAGE/PACKING/HANDLING	125,416.93
Canada	JAM 3 Inc.	ADVERTISING/ INFORMATION SER	102,720.00
Canada	KPMG LLP	BUSINESS/ ADMINISTRATIVE SER	149,323.92
Canada	MS. ZAMZAM BABADI	BUSINESS/ ADMINISTRATIVE SER	54,000.00
Canada	Good Works Communications Inc.	BUSINESS/ ADMINISTRATIVE SER	40,040.04
Canada	THE COMMONWEALTH OF LEARNING	EDUCATION/ TRAINING SERVICES	175,273.17

Major Contracts for Services Placed by Agency During 2011 (Contracts of \$30,000 or more)

AGENCY			Contract Value
Location of Supplier	Name of Contractor	Description of Services	USD
Central African Republic	GROUPE KWA KWE KWA	MAINTENANCE/ CONSTRUCTION SER	47,412.28
Central African Republic	METALLIQUE TRAVAUX SOUDURE TOLERIE -PEI	MAINTENANCE/ CONSTRUCTION SER	46,415.54
UNHCR Continued			
Central African Republic	EBATRAP	MAINTENANCE/ CONSTRUCTION SER	33,959.64
Central African Republic	GET GROUP.FZE	PHOTO/ GRAPHIC/ DESIGN SER	103,989.88
Chad	ALI ISSA TCHAIMI	BUSINESS/ ADMINISTRATIVE SER	144,235.68
Chad	CERDO	ENGINEERING SERVICES	33,696.66
Chad	CABINET BUCAC	FINANCIAL SERVICES	46,751.01
Chad	SAFAR S.A	INSURANCE SERVICES	40,893.06
Chad	SOGECT TCHAD	MAINTENANCE/ CONSTRUCTION SER	364,251.33
Chad	E M C SARL	MAINTENANCE/ CONSTRUCTION SER	131,761.21
Chad	GEYSER SARL	MAINTENANCE/ CONSTRUCTION SER	129,616.85
Chad	ENTREPRISE DE CONSTRUCTION ET GENIE CIVI	MAINTENANCE/ CONSTRUCTION SER	77,583.63
Chad	SOTRADEC SARL	MAINTENANCE/ CONSTRUCTION SER	65,933.79
Chad	ENTRPRISE AS DE CONSTRUCTION	MAINTENANCE/ CONSTRUCTION SER	56,991.52
Chad	SNASE SARL	MAINTENANCE/ CONSTRUCTION SER	48,497.06
Chad	ENTREPRISE ECOBAGEC	MAINTENANCE/ CONSTRUCTION SER	31,670.20
Chad	COP GARD	SECURITY/ SAFETY SERVICES	70,770.39
Chad	AIRTEL	TELECOMS SERVICES	91,599.53
Chad	SOCATAM S.A	TELECOMS SERVICES	53,384.50
Chad	WADI MOURA	TRANSPORT SUPPORT	746,958.73
Chad	ENTREPRISE DE CONSTRUCTION-ECOTRANS	UTILITIES	41,265.79
China	HONG KONG FUNDRAISING CONSULTANCY LTD	ADVERTISING/ INFORMATION SER	348,477.77
China	CROSSROADS FOUNDATIONS LTD	ADVERTISING/ INFORMATION SER	115,455.00
China	BEIJING HOUSING SERVICE CORP FOR DM	BUSINESS/ ADMINISTRATIVE SER	193,951.66
China	G4S Gurkha Services Limited	SECURITY/ SAFETY SERVICES	112,565.48
Colombia	JORGE CORTES MORA & CIA	BUSINESS/ ADMINISTRATIVE SER	164,580.88
Colombia	BDO AUDIT S.A.	FINANCIAL SERVICES	36,037.44
Colombia	TECNILIMPIO S.A.	MAINTENANCE/ CONSTRUCTION SER	171,527.45
Congo, Republic of the	BUROTOP	COMPUTER SERVICES	43,320.38
Cote d'Ivoire	ADIABOUAH AMBROISE	BUSINESS/ ADMINISTRATIVE SER	33,646.82
Cote d'Ivoire	PACKING SERVICES	TRANSPORT SUPPORT	45,896.41
Democratic Rep. of the Congo	NYIRABUZUZA MURIEL, BAILLERESSE	BUSINESS/ ADMINISTRATIVE SER	91,200.00
Democratic Rep. of the Congo	BGC UVIRA	DECONTAMINATION/ CLEANING SER	44,974.43
Democratic Rep. of the Congo	KPMG RDC	FINANCIAL SERVICES	102,325.00
Democratic Rep. of the Congo	SONAS KASAVUBU	INSURANCE SERVICES	70,000.00
Democratic Rep. of the Congo	HUMAN DIGNITY IN THE WORLD	MAINTENANCE/ CONSTRUCTION SER	47,040.00
Democratic Rep. of the Congo	HOTEL MEMLING	MEETING/TRAVEL/ FOOD SER	31,239.00
Democratic Rep. of the Congo	ROYAL SECURITY SPRL	SECURITY/ SAFETY SERVICES	78,625.00
Democratic Rep. of the Congo	A.C.G.M.	SECURITY/ SAFETY SERVICES	39,000.00
Democratic Rep. of the Congo	VODACOM	TELECOMS SERVICES	135,400.00
Democratic Rep. of the Congo	UNHAS RDC	TRANSPORT SUPPORT	43,931.00
Democratic Rep. of the Congo	AGETRAF	TRANSPORT SUPPORT	35,000.00
Democratic Rep. of the Congo	ACTION CHARITABLES POUR LE BIEN-ETRE	UTILITIES	31,566.00
Denmark	NORDIC APPROACH K/S	BUSINESS/ ADMINISTRATIVE SER	79,500.00
Denmark	KUEHNE AND NAGEL A/S	CARGO/PASSENGER TRANSPORT	5,067,140.71
Denmark	KUEHNE AND NAGEL A/S	CHARTERS	19,163,299.68
Denmark	DANISH REFUGEE COUNCIL - DRC	FINANCIAL SERVICES	201,180.60
Denmark	BALTIC CONTROL LTD AARHUS	INSPECTION SERVICES	99,870.00
Denmark	KUEHNE AND NAGEL A/S	STORAGE/PACKING/HANDLING	78,118.04
Denmark	KUEHNE AND NAGEL A/S	TRANSPORT SUPPORT	12,420,894.83
Denmark	DHL GLOBAL FORWARDING (DENMARK) A/S	TRANSPORT SUPPORT	104,562.00
Denmark	Scan Global Logistics A/S	TRANSPORT SUPPORT	98,196.00
Denmark	DANIMEX COMMUNICATION	TRANSPORT SUPPORT	70,443.00
Djibouti	Ahmed ABDOUL BASSET	BUSINESS/ ADMINISTRATIVE SER	81,355.92
Djibouti	FOND NATIONAL DE L'EAU	MAINTENANCE/ CONSTRUCTION SER	206,214.70
Djibouti	ENTREPRISE INCANDESCENCE	MAINTENANCE/ CONSTRUCTION SER	173,656.72
Djibouti	ENTREPRISE ASSAMO AWALEH ATTEYEH	MAINTENANCE/ CONSTRUCTION SER	72,382.43
Djibouti	ENTREPRISE IDMED	MAINTENANCE/ CONSTRUCTION SER	41,555.68
Djibouti	ENTREPRISE SAMOD	MAINTENANCE/ CONSTRUCTION SER	40,993.00
Djibouti	LOGISTICS SERVICES SARL	STORAGE/PACKING/HANDLING	159,650.00
Djibouti	SOMELEC	TELECOMS SERVICES	53,542.33
Djibouti	ENTREPRISE MACHA-ALLAH	UTILITIES	103,692.71
Djibouti	ENTREPRISE AL MOUMIN	UTILITIES	48,802.20
Djibouti	ENTREPRISE DAASBIYO	UTILITIES	48,802.20
Ecuador	CORPORACION FAVORITA C.A.	BUSINESS/ ADMINISTRATIVE SER	145,000.00
Ecuador	PKF & Co. Cia. Ltda.	FINANCIAL SERVICES	32,000.00
Ecuador	AGUA AIRE MEDIO AMBIENTE S.A.	MAINTENANCE/ CONSTRUCTION SER	85,293.15
Ecuador	G4S SECURITY SERVICES CIA. LTDA.	SECURITY/ SAFETY SERVICES	35,850.00
Ecuador	LAAR CIA. LTDA.	SECURITY/ SAFETY SERVICES	32,207.64
Egypt	Abou El Abbas Mohamed Tawfik Farag	BUSINESS/ ADMINISTRATIVE SER	45,000.00
Egypt	Kuehne + Nagel Ltd.	CARGO/PASSENGER TRANSPORT	81,414.00
Egypt	WORLD FOOD PROGRAMME	CARGO/PASSENGER TRANSPORT	51,368.00
Ethiopia	UN ECONOMIC COMMISSION FOR AFRICA	BUSINESS/ ADMINISTRATIVE SER	75,864.21
Ethiopia	ISAAC ABDULLAHI	BUSINESS/ ADMINISTRATIVE SER	66,500.00
Ethiopia	ADDIS ABABA HILTON INTERNATIONAL	BUSINESS/ ADMINISTRATIVE SER	45,428.07
Ethiopia	ABYSSINIAN FLIGHT SERVICES PLC	CHARTERS	73,820.00
Ethiopia	WORLD FOOD PROGRAMME	CHARTERS	55,521.64
Ethiopia	ETHIOPIAN AIRLINES	CHARTERS	31,984.34
Ethiopia	Nib Insurance Company (s.co)	INSURANCE SERVICES	32,834.70
Ethiopia	ASFAW GUTETA BUILDING CONTRACTOR	MAINTENANCE/ CONSTRUCTION SER	191,662.24
Ethiopia	B/G REGIONAL STATE RURAL ROAD AUTHORITY	MAINTENANCE/ CONSTRUCTION SER	175,576.84
Ethiopia	AFRICAN HUMANITARIAN AID & DEV.	MAINTENANCE/ CONSTRUCTION SER	156,825.39
Ethiopia	Tsehay Berki Construction PLC	MAINTENANCE/ CONSTRUCTION SER	125,635.51
Ethiopia	MOHAMMED ABDULKADIR BUILDING CONTRACTOR	MAINTENANCE/ CONSTRUCTION SER	117,873.42
Ethiopia	UNITY BUILDING CONSTRUCTION	MAINTENANCE/ CONSTRUCTION SER	74,270.40
Ethiopia	MIJA BUILDING CONTRACTOR	MAINTENANCE/ CONSTRUCTION SER	57,187.63
Ethiopia	Cimran General Construction Co.	MAINTENANCE/ CONSTRUCTION SER	55,916.02
Ethiopia	KASSAHUN DEMISSIE BUILDING CONTRACTOR	MAINTENANCE/ CONSTRUCTION SER	43,616.01
Ethiopia	Getnet General Contractor	MAINTENANCE/ CONSTRUCTION SER	42,356.14
Ethiopia	AL-YUSUF GENERAL CONTRACTOR	MAINTENANCE/ CONSTRUCTION SER	40,072.70
Ethiopia	FLAMINGO PRINTING PRESS PLC	PHOTO/ GRAPHIC/ DESIGN SER	39,792.66
Ethiopia	MINISTRY OF COMM. & INFO. TECHNOLOGY	REPRODUCTION SERVICES	154,000.00
Ethiopia	UNITED BROTHERS PLC	SECURITY/ SAFETY SERVICES	71,527.06
Ethiopia	SOMALI REGION GUARD LIMITED ASSOCIATION	SECURITY/ SAFETY SERVICES	59,188.56
Ethiopia	United Nations Development Programme	SECURITY/ SAFETY SERVICES	39,229.37
Ethiopia	RAPID CONSTRUCTION BEKELE TADESSE	STORAGE/PACKING/HANDLING	39,663.46
Ethiopia	BEE FREIGHT TRANSPORT ASSOCIATION	TRANSPORT SUPPORT	1,045,630.66
Ethiopia	Packtra PLC	TRANSPORT SUPPORT	209,416.71
Ethiopia	FILTU CONSTRUCTION COMPANY	TRANSPORT SUPPORT	41,121.39
Ethiopia	ROYAL BOREHOLE DRILLERS PLC	UTILITIES	349,422.48
Ethiopia	ETHIOPIAN ELECTRIC POWER COOPERATION	UTILITIES	54,014.20
France	AFIAA	BUSINESS/ ADMINISTRATIVE SER	194,065.33
France	MAGNUM PHOTOS	BUSINESS/ ADMINISTRATIVE SER	49,334.76
France	AOS FRANCE	EVALUATION SERVICE	46,923.62
France	ATLAS SECURITE	SECURITY/ SAFETY SERVICES	39,237.06
France	NOVACOM SERVICES	TELECOMS SERVICES	96,563.01
France	NUTRISET SA	TRANSPORT SUPPORT	68,000.00
France	ICOM FRANCE	TRANSPORT SUPPORT	56,912.14
Gabon	M. ELLA CHRISTIAN ALAIN	CIVIL AFFAIRS SERVICES	130,717.30
Gabon	PRIMA SERVICES	SECURITY/ SAFETY SERVICES	30,573.44
Gabon	CROIX ROUGE GABONAISE	UTILITIES	176,283.44
Gambia	SHERATON	MEETING/TRAVEL/ FOOD SER	35,881.75
Georgia	BUSINESS CENTRE SABURTALO LTD	BUSINESS/ ADMINISTRATIVE SER	144,000.00

Major Contracts for Services Placed by Agency During 2011 (Contracts of \$30,000 or more)

AGENCY			Contract Value
Location of Supplier	Name of Contractor	Description of Services	USD
Georgia	JS Insur Company IMEDI-L INTERNATIONAL	INSURANCE SERVICES	58,579.88
Georgia	PIRAMIDA-1 LTD.	MAINTENANCE/ CONSTRUCTION SER	222,127.70
UNHCR Continued			
Georgia	IE ZURAB KUCHAVA	MAINTENANCE/ CONSTRUCTION SER	215,111.23
Georgia	UNIVERSAL LTD.	MAINTENANCE/ CONSTRUCTION SER	192,489.34
Georgia	KALAKMSHENSERVICE LTD.	MAINTENANCE/ CONSTRUCTION SER	171,420.11
Georgia	MC GROUP LTD.	MAINTENANCE/ CONSTRUCTION SER	37,448.15
Germany	DR. WASFIA RAHIMI	BUSINESS/ ADMINISTRATIVE SER	144,000.00
Germany	Aachen Muenchener Lebensversicherung AG	BUSINESS/ ADMINISTRATIVE SER	77,001.69
Germany	Max P.Institute for Comparative Pub. Law	BUSINESS/ ADMINISTRATIVE SER	74,655.00
Germany	MOTORENFABRIK HATZ GMBH & CO. KG	TRANSPORT SUPPORT	43,304.71
Germany	Aachen Muenchener Lebensversicherung AG	UTILITIES	31,071.89
Ghana	SETH K A DANSO	BUSINESS/ ADMINISTRATIVE SER	41,600.00
Ghana	WORLDWIDE LOGISTICS	CARGO/PASSENGER TRANSPORT	68,684.21
Ghana	UNIVERSAL CYBERLINKS	COMPUTER SERVICES	242,719.62
Ghana	WFP-UNHRD GHANA	STORAGE/PACKING/HANDLING	45,000.00
Ghana	Universal CyberLinks Limited	TELECOMS SERVICES	39,898.09
Ghana	SEMPERVIRENS LIMITED	TRANSPORT SUPPORT	34,666.67
Greece	A.BELALIDIS A.DELIGIANNIS O.E.	ADVERTISING/ INFORMATION SER	41,066.66
Greece	STIRIXIS S.A.	HEALTHCARE SERVICES	74,050.70
Guinea	TAFAGUI SARL	BUSINESS/ ADMINISTRATIVE SER	120,000.00
Guinea	PNUD CONAKRY	HEALTHCARE SERVICES	47,999.00
Hungary	SHARP ELECTRONICS (Europe) GmbH	BUSINESS/ ADMINISTRATIVE SER	34,342.00
Hungary	Magyar Telekom Telecom Public LTD Co.	TELECOMS SERVICES	99,748.49
India	RAMADHAR & COMPANY	BUSINESS/ ADMINISTRATIVE SER	494,505.50
India	DREAMSTOREONLINE.COM PVT LTD	BUSINESS/ ADMINISTRATIVE SER	112,633.95
India	C. K. RAMPAL	BUSINESS/ ADMINISTRATIVE SER	32,967.03
India	MARWAH, ONKAR	BUSINESS/ ADMINISTRATIVE SER	31,100.11
India	MARWAH, H.S	BUSINESS/ ADMINISTRATIVE SER	30,382.42
India	MARWAH, MALA	BUSINESS/ ADMINISTRATIVE SER	30,382.42
India	MARWAH, SAHIL	BUSINESS/ ADMINISTRATIVE SER	30,382.42
India	SIMRAN KANWAR MARWAH	BUSINESS/ ADMINISTRATIVE SER	30,382.42
India	HCL Technologies Limited	COMPUTER SERVICES	1,013,154.00
India	SIFY SOFTWARE LIMITED	EDUCATION/ TRAINING SERVICES	69,500.00
India	KHANNA & ANNADHANAM	FINANCIAL SERVICES	55,000.00
India	RAMADHAR & COMPANY	MAINTENANCE/ CONSTRUCTION SER	35,112.48
India	G 4S SECURITY SERVICES INDIA PVT LTD	SECURITY/ SAFETY SERVICES	49,301.80
India	TEMPTECH ENGINEERS PVT LTD	TELECOMS SERVICES	39,393.00
Indonesia	PT. RAVINDO BANGUN PERSADA	BUSINESS/ ADMINISTRATIVE SER	167,784.00
Iran, Islamic Republic of	ASSADI AHMAD Mr	BUSINESS/ ADMINISTRATIVE SER	240,000.00
Iran, Islamic Republic of	FARSAD ABDOLLAH	BUSINESS/ ADMINISTRATIVE SER	54,000.00
Iran, Islamic Republic of	GITI BIJARI	BUSINESS/ ADMINISTRATIVE SER	35,688.00
Iran, Islamic Republic of	ALBORZ INSURANCE COMPANY (AIC)	CIVIL AFFAIRS SERVICES	5,991,883.18
Iran, Islamic Republic of	SHAHID RAJAI HOSPITAL	CIVIL AFFAIRS SERVICES	116,652.65
Iran, Islamic Republic of	ALZAHRA HOSPITAL	CIVIL AFFAIRS SERVICES	109,254.37
Iran, Islamic Republic of	MARKAZE TEBBI KOUDAKAN	CIVIL AFFAIRS SERVICES	100,037.85
Iran, Islamic Republic of	EMAM KHOMEINI HOSPITAL	CIVIL AFFAIRS SERVICES	96,385.54
Iran, Islamic Republic of	SHERKAT TAAVONI POUYAN MOBTAKER TEHRAN	CIVIL AFFAIRS SERVICES	92,053.86
Iran, Islamic Republic of	EMAM HOSSEIN HOSPITAL	CIVIL AFFAIRS SERVICES	61,204.82
Iran, Islamic Republic of	TAMARKOZE VOJOHE DARAMADHAYE EKHTESASI	CIVIL AFFAIRS SERVICES	53,012.05
Iran, Islamic Republic of	ALI EBN ABITALEB	CIVIL AFFAIRS SERVICES	48,446.44
Iran, Islamic Republic of	IMAM REZA HOSPITAL	CIVIL AFFAIRS SERVICES	47,411.34
Iran, Islamic Republic of	QAEM HOSPITAL	CIVIL AFFAIRS SERVICES	47,411.34
Iran, Islamic Republic of	KAMKAR ARABNIA HOSPITAL	CIVIL AFFAIRS SERVICES	46,812.10
Iran, Islamic Republic of	SHAHID DR. MODARES HOSPITAL	CIVIL AFFAIRS SERVICES	46,746.99
Iran, Islamic Republic of	BAHONAR	CIVIL AFFAIRS SERVICES	40,630.77
Iran, Islamic Republic of	FIROUZGAR HOSPITAL	CIVIL AFFAIRS SERVICES	38,554.22
Iran, Islamic Republic of	HASHEMINEJAD HOSPITAL	CIVIL AFFAIRS SERVICES	36,784.99
Iran, Islamic Republic of	HAZRAT-E RASOUL AKRAM HOSPITAL	CIVIL AFFAIRS SERVICES	35,662.65
Iran, Islamic Republic of	SHAHID SADOUGHI HOSPITAL	CIVIL AFFAIRS SERVICES	35,531.33
Iran, Islamic Republic of	BEHESHTI HOSPITAL (KASHAN)	CIVIL AFFAIRS SERVICES	34,795.18
Iran, Islamic Republic of	MAHDIEH HOSPITAL	CIVIL AFFAIRS SERVICES	33,640.91
Iran, Islamic Republic of	BAHRAMI HOSPITAL	CIVIL AFFAIRS SERVICES	33,595.15
Iran, Islamic Republic of	MOFID HOSPITAL	CIVIL AFFAIRS SERVICES	32,771.08
Iran, Islamic Republic of	SHOHADAYE 7 TIR HOSPITAL	CIVIL AFFAIRS SERVICES	31,807.23
Iran, Islamic Republic of	SHAHID MOHAMMADI	CIVIL AFFAIRS SERVICES	30,783.44
Iran, Islamic Republic of	SHAHID MOTAHARI HOSPITAL	CIVIL AFFAIRS SERVICES	30,180.70
Iran, Islamic Republic of	REFUGEES/ASYLUM SEEKERS IN IRAN	EDUCATION/ TRAINING SERVICES	74,274.64
Iran, Islamic Republic of	REFUGEES/ASYLUM SEEKERS IN IRAN	FINANCIAL SERVICES	50,719.29
Iran, Islamic Republic of	BARIN PNDAR TRADING & SERVICE CO.	HEALTHCARE SERVICES	392,970.69
Iran, Islamic Republic of	EEFACHY KAR	HEALTHCARE SERVICES	135,047.16
Iran, Islamic Republic of	ALBORZ INSURANCE COMPANY (AIC)	INSURANCE SERVICES	1,491,036.52
Iran, Islamic Republic of	REFUGEES/ASYLUM SEEKERS IN IRAN	MAINTENANCE/ CONSTRUCTION SER	374,496.77
Iran, Islamic Republic of	BARIN PNDAR TRADING & SERVICE CO.	SECURITY/ SAFETY SERVICES	103,996.75
Iran, Islamic Republic of	HOSSEIN KHORSAND	STORAGE/PACKING/HANDLING	38,305.28
Iraq	Farhan Abdul-Wahid Muhammed	STORAGE/PACKING/HANDLING	135,600.00
Ireland	Adobe Systems Software Ireland Limited	COMPUTER SERVICES	794,464.89
Ireland	LANDesk International Ltd	COMPUTER SERVICES	286,187.39
Italy	APPCO GROUP ITALIA SRL	ADVERTISING/ INFORMATION SER	6,679,815.72
Italy	Número Blu Servizi SpA	ADVERTISING/ INFORMATION SER	971,204.00
Italy	VIESTE SPA	ADVERTISING/ INFORMATION SER	578,125.34
Italy	ED CONTACT S.R.L.	ADVERTISING/ INFORMATION SER	383,536.35
Italy	TNT POST SERVICE SRL	ADVERTISING/ INFORMATION SER	300,653.26
Italy	POSTE ITALIANE - POSTA TARGET	ADVERTISING/ INFORMATION SER	291,373.51
Italy	SOFTLAB SPA	ADVERTISING/ INFORMATION SER	118,917.38
Italy	POSTE ITALIANE - TORINO POSTA TARGET	ADVERTISING/ INFORMATION SER	48,076.92
Italy	DIRECT CHANNEL	ADVERTISING/ INFORMATION SER	47,554.67
Italy	IL SOLE 24 ORE SPA	ADVERTISING/ INFORMATION SER	34,000.00
Italy	WORLD FOOD PROGRAMME	CHARTERS	9,184,133.42
Italy	The UN WORLD FOOD PROGRAMME	CHARTERS	658,740.00
Italy	DIRECT CHANNEL	COMPUTER SERVICES	59,154.93
Italy	EXACT LEARNING SOLUTIONS S.P.A	EDUCATION/ TRAINING SERVICES	69,800.00
Italy	INTERNATIONAL LABOUR ORGANIZATION (ILO)	PHOTO/ GRAPHIC/ DESIGN SER	131,479.36
Italy	The UN WORLD FOOD PROGRAMME	TRANSPORT SUPPORT	196,237.17
Japan	Ippan Zaidanhojin Wesley Foundation	BUSINESS/ ADMINISTRATIVE SER	235,485.60
Japan	IMAJO, Daisuke	BUSINESS/ ADMINISTRATIVE SER	51,571.73
Japan	Alacom Co., Ltd.	SECURITY/ SAFETY SERVICES	45,106.48
Jordan	AL-SHARAIA' Abdel-Jalil Omar	BUSINESS/ ADMINISTRATIVE SER	100,000.33
Jordan	Monawar Yassen Al-Saudi	BUSINESS/ ADMINISTRATIVE SER	84,745.76
Jordan	Ziad Michael Ishaq Hajazin	BUSINESS/ ADMINISTRATIVE SER	63,559.32
Jordan	Luzmilla Hospital	CIVIL AFFAIRS SERVICES	501,601.49
Jordan	ITALIAN HOSPITAL	CIVIL AFFAIRS SERVICES	307,788.48
Jordan	Arab Bridge Center for Human Rights	EDUCATION/ TRAINING SERVICES	46,186.44
Jordan	Landmark Hotel	EDUCATION/ TRAINING SERVICES	36,396.33
Jordan	Stars Orbit Consultants & Manag. Develop	EVALUATION SERVICE	69,510.00
Jordan	KHLEIF AND CO	FINANCIAL SERVICES	358,020.00
Jordan	Al-Ashhab Contracting Establishment	MAINTENANCE/ CONSTRUCTION SER	98,268.36
Jordan	AL-SAHA for electrical systems	MAINTENANCE/ CONSTRUCTION SER	95,805.08
Jordan	AL-WASITA FOR SUPPORT SERVICES	MAINTENANCE/ CONSTRUCTION SER	38,950.64
Jordan	SECURITY MASTERS	SECURITY/ SAFETY SERVICES	142,155.26
Jordan	G4S SECURE SOLUTIONS INTERNATIONAL INC	SECURITY/ SAFETY SERVICES	57,381.36
Jordan	Kuehne+Nagel	STORAGE/PACKING/HANDLING	259,568.00
Jordan	Jordan Mobile Telephone Service Company	TELECOMS SERVICES	80,395.48
Jordan	JORDAN ELECTRICITY COMPANY	UTILITIES	52,277.81

Major Contracts for Services Placed by Agency During 2011 (Contracts of \$30,000 or more)

AGENCY			Contract Value
Location of Supplier	Name of Contractor	Description of Services	USD
Jordan	Taj Al-madinah Contracting Co.	UTILITIES	32,562.15
Kazakhstan	UNDP IN KAZAKHSTAN	BUSINESS/ ADMINISTRATIVE SER	88,536.00
UNHCR Continued			
Kazakhstan	LTD MOSAIC MEDIA	BUSINESS/ ADMINISTRATIVE SER	32,955.74
Kazakhstan	AO NAT KAZAKHSTAN	COMPUTER SERVICES	82,382.17
Kenya	UNITED NATIONS OFFICE AT NAIROBI	BUSINESS/ ADMINISTRATIVE SER	897,594.99
Kenya	KNIGHT FRANK KENYA LTD	BUSINESS/ ADMINISTRATIVE SER	590,882.49
Kenya	UNDP REPRESENTATIVE IN SOMALIA	BUSINESS/ ADMINISTRATIVE SER	292,687.90
Kenya	RASHIDA AND MANSURALI R. VIRANI	BUSINESS/ ADMINISTRATIVE SER	157,500.00
Kenya	HANJO	BUSINESS/ ADMINISTRATIVE SER	138,600.00
Kenya	LEISURE LODGE LTD	BUSINESS/ ADMINISTRATIVE SER	77,400.00
Kenya	SAFARI PARK HOTEL AND CASINO	BUSINESS/ ADMINISTRATIVE SER	67,051.79
Kenya	SANKARA NAIROBI	BUSINESS/ ADMINISTRATIVE SER	40,000.00
Kenya	HILTON NAIROBI	BUSINESS/ ADMINISTRATIVE SER	37,139.59
Kenya	SAROVA PANAFRIC	BUSINESS/ ADMINISTRATIVE SER	33,128.97
Kenya	THE NORFOLK HOTEL	BUSINESS/ ADMINISTRATIVE SER	31,922.82
Kenya	OL TUKAI LODGE LIMITED	BUSINESS/ ADMINISTRATIVE SER	31,284.69
Kenya	A A KAWIR TRANSPORTERS LTD	CARGO/PASSENGER TRANSPORT	187,684.57
Kenya	SALINA TRANSPORTERS LTD	CARGO/PASSENGER TRANSPORT	72,137.13
Kenya	SABRIN BUS SERVICE LTD	CARGO/PASSENGER TRANSPORT	48,222.22
Kenya	WFP SOMALIA	CHARTERS	1,924,547.59
Kenya	COMPUSWIFT BUSINESS EQUIPMENT LTD	COMPUTER SERVICES	47,161.90
Kenya	NEW EDGE SOLUTION LTD	COMPUTER SERVICES	37,467.99
Kenya	EARTH WATER LIMITED	ENGINEERING SERVICES	37,311.11
Kenya	PKF KENYA	FINANCIAL SERVICES	66,980.00
Kenya	KENYA RURAL ROADS AUTHORITY	HEALTHCARE SERVICES	157,195.56
Kenya	UNITED NATIONS OFFICE AT NAIROBI	HEALTHCARE SERVICES	110,882.01
Kenya	RAJWA COMPANY LIMITED	HEALTHCARE SERVICES	30,796.65
Kenya	MABATI ROLLING MILLS LTD	MAINTENANCE/ CONSTRUCTION SER	606,300.00
Kenya	MEDA TECH ENTERPRISES	MAINTENANCE/ CONSTRUCTION SER	370,600.00
Kenya	PRODTECH ENGINEERS LIMITED	MAINTENANCE/ CONSTRUCTION SER	237,600.00
Kenya	Mush Construction and Civil Eng. Co. Ltd	MAINTENANCE/ CONSTRUCTION SER	195,826.78
Kenya	THE WINDSOR GOLF HOTEL AND COUNTRY CLUB	MEETING/TRAVEL/ FOOD SER	39,115.50
Kenya	ORAD LIMITED	SECURITY/ SAFETY SERVICES	800,000.00
Kenya	G4S SECURITY SERVICES (K) LTD	SECURITY/ SAFETY SERVICES	677,962.47
Kenya	ARMOUR GROUP KENYA LIMITED	SECURITY/ SAFETY SERVICES	55,652.96
Kenya	KATE FREIGHT AND TRAVEL LTD	STORAGE/PACKING/HANDLING	49,870.34
Kenya	NEW EDGE SOLUTION LTD	TELECOMS SERVICES	110,639.02
Kenya	COMMUNICATIONS COMMISSION OF KENYA	TELECOMS SERVICES	34,410.69
Kenya	TELKOM KENYA LTD	TELECOMS SERVICES	33,928.55
Kenya	KUEHNE + NAGEL LIMITED	TRANSPORT SUPPORT	340,733.19
Kenya	GLOBALINK TRADING & LOGISTICS LIMITED	TRANSPORT SUPPORT	236,488.50
Kenya	GENERAL MOTORS (KENYA) LTD.	TRANSPORT SUPPORT	94,500.00
Kenya	SPARTAN RELIEF SUPPLIES LIMITED	TRANSPORT SUPPORT	71,500.00
Kenya	SALINA TRANSPORTERS LTD	TRANSPORT SUPPORT	43,532.34
Kenya	Ryce East Africa Ltd	TRANSPORT SUPPORT	39,000.00
Kenya	EGAL HAULIERS LIMITED	TRANSPORT SUPPORT	32,000.00
Korea, Republic of	Doum & Nanum Co., Ltd.	ADVERTISING/ INFORMATION SER	466,796.30
Kuwait	UNITED NATIONS ASS. MISSION FOR IRAQ	BUSINESS/ ADMINISTRATIVE SER	1,368,635.88
Kyrgyzstan	UNDP KYRGYZSTAN	BUSINESS/ ADMINISTRATIVE SER	33,863.83
Liberia	MUNAH HOTEL AND RESTAURANT	BUSINESS/ ADMINISTRATIVE SER	76,500.00
Liberia	ANGELA SAAB	BUSINESS/ ADMINISTRATIVE SER	42,500.00
Liberia	DOCTOR "J" MECHANICAL CENTER	BUSINESS/ ADMINISTRATIVE SER	42,000.00
Liberia	WRIGHT SECURITY SERVICE	BUSINESS/ ADMINISTRATIVE SER	38,880.00
Liberia	EXECUTIVE SECURITY CONSULTANTCY	BUSINESS/ ADMINISTRATIVE SER	31,680.00
Liberia	EFFICIENT LOGISTIC SERVICE	HEALTHCARE SERVICES	40,000.00
Liberia	MA-ZOMMO CONSTRUCTION COMPANY	MAINTENANCE/ CONSTRUCTION SER	84,844.74
Liberia	LIGHT ENTERPRISE INC	MAINTENANCE/ CONSTRUCTION SER	36,566.54
Liberia	SEMA CONSTRUCTION CONTRACTOR COMPANY	MAINTENANCE/ CONSTRUCTION SER	34,841.50
Liberia	AMMETON CONSTRUCTION COMPANY	MAINTENANCE/ CONSTRUCTION SER	32,552.17
Liberia	EFFICIENT LOGISTIC SERVICE	TRANSPORT SUPPORT	971,513.00
Liberia	DUFACO	TRANSPORT SUPPORT	365,240.00
Libya	Palm City Limited	BUSINESS/ ADMINISTRATIVE SER	174,694.44
Libya	ENGINEER CO.	STORAGE/PACKING/HANDLING	31,250.00
Luxembourg	IMPRIMERIE CENTRALE	PHOTO/ GRAPHIC/ DESIGN SER	217,274.17
Luxembourg	IMPRIMERIE CENTRALE	STORAGE/PACKING/HANDLING	55,614.83
Malawi	KANG'OMBE INVESTMENTS	BUSINESS/ ADMINISTRATIVE SER	84,661.79
Malawi	MWENDAYEKHA BUILDING CONTRACTORS	MAINTENANCE/ CONSTRUCTION SER	32,980.93
Malaysia	SG GLOBAL SUPPORT SERVICES SDN	ADVERTISING/ INFORMATION SER	238,671.51
Malaysia	PRESIDENT HOTEL SDN. BHD.	BUSINESS/ ADMINISTRATIVE SER	32,000.00
Malaysia	Teguh Wiramas Sdn. Bhd	MAINTENANCE/ CONSTRUCTION SER	410,960.75
Malaysia	HL Solutions Sdn Bhd	MAINTENANCE/ CONSTRUCTION SER	50,825.08
Malaysia	SECURE GUARDS SDN.BHD.	SECURITY/ SAFETY SERVICES	67,567.57
Mauritania	SOGAPRESS	BUSINESS/ ADMINISTRATIVE SER	31,130.91
Mauritania	ETS BAH OULD KHATTARY	MAINTENANCE/ CONSTRUCTION SER	205,954.59
Mauritania	MAURITANO SUISSE SECURITE	SECURITY/ SAFETY SERVICES	35,149.65
Mexico	Fime Construcciones y Urbanizaciones	MAINTENANCE/ CONSTRUCTION SER	90,765.57
Moldova	SC ACMIA-CON SRL	MAINTENANCE/ CONSTRUCTION SER	111,591.70
Mozambique	Henriques Alvaro Fernandes	MAINTENANCE/ CONSTRUCTION SER	242,018.87
Mozambique	TMC - Consultoria e Empreendimentos	MAINTENANCE/ CONSTRUCTION SER	33,116.52
Myanmar	DAW KHIN AYE	BUSINESS/ ADMINISTRATIVE SER	60,000.00
Myanmar	Hexagon Instrumentation Engineering Ltd.	MAINTENANCE/ CONSTRUCTION SER	63,262.14
Myanmar	Myat Aung Transport	TRANSPORT SUPPORT	39,443.74
Namibia	CHEETAH ALRAM & PROTECTION SERVICES	SECURITY/ SAFETY SERVICES	30,418.99
Nepal	EVEREST ENGINEERING CONSULTANCY	MAINTENANCE/ CONSTRUCTION SER	37,312.46
Nepal	UNITED NATIONS DEVELOPMENT PROGRAMME	SECURITY/ SAFETY SERVICES	50,073.28
Nepal	COMMUNICATION CORNER (P) LTD.	TELECOMS SERVICES	360,750.00
Netherlands	HSB CARDS AND CARD SYSTEMS B.V.	COMPUTER SERVICES	48,010.97
Nigeria	Standard Chartered Bank (Nigeria)	FINANCIAL SERVICES	100,065.32
Nigeria	UNITED NATIONS DEVELOPMENT PROGRAMME	TELECOMS SERVICES	45,557.03
Pakistan	MS. SHEHLA ATTAULLAH	BUSINESS/ ADMINISTRATIVE SER	108,900.00
Pakistan	BEGUM AFTAB RIAZ KHAN	BUSINESS/ ADMINISTRATIVE SER	96,000.00
Pakistan	THE WEST PAKISTAN GOODS TRANSPORT	CARGO/PASSENGER TRANSPORT	195,461.34
Pakistan	CAMEOS ARCHITECT & CONSULTANTS	ENGINEERING SERVICES	144,918.79
Pakistan	EFU GENERAL INSURANCE LTD	INSURANCE SERVICES	32,427.08
Pakistan	SAHIBZADAGHAZIMUHAMMADULLAH & CO	MAINTENANCE/ CONSTRUCTION SER	97,356.80
Pakistan	ALI BROTHERS	MAINTENANCE/ CONSTRUCTION SER	96,627.19
Pakistan	IMGC GLOBAL (PVT) LTD	MAINTENANCE/ CONSTRUCTION SER	94,868.64
Pakistan	REHMAN CONSTRUCTION & INTERIORS	MAINTENANCE/ CONSTRUCTION SER	67,132.85
Pakistan	KESTRAL SPD (Pvt) Ltd	MAINTENANCE/ CONSTRUCTION SER	50,278.82
Pakistan	JAVED IQBAL & SONS	MAINTENANCE/ CONSTRUCTION SER	48,779.30
Pakistan	WACKENHUT PAKISTAN (PVT) LTD	SECURITY/ SAFETY SERVICES	1,334,053.48
Pakistan	STAR CONSTRUCTION COMPANY	SECURITY/ SAFETY SERVICES	87,021.17
Pakistan	WACKENHUT PAKISTAN (PVT) LTD.	SECURITY/ SAFETY SERVICES	55,382.57
Pakistan	KUEHNE + NAGEL (PVT.) LIMITED	STORAGE/PACKING/HANDLING	100,326.84
Pakistan	MOHMAND HANDLING SERVICES	STORAGE/PACKING/HANDLING	31,322.51
Pakistan	THE WEST PAKISTAN GOODS TRANSPORT	TRANSPORT SUPPORT	94,209.30
Pakistan	REVENUE OFFICER WAPDA (IESCO)	UTILITIES	37,300.18
Russian Federation	THEATRE OF PANTOMIME	BUSINESS/ ADMINISTRATIVE SER	251,992.09
Russian Federation	GLAVUPDK	BUSINESS/ ADMINISTRATIVE SER	249,248.11
Russian Federation	CAPITAL AUDITORS' PARTNERSHIP	FINANCIAL SERVICES	36,145.30
Russian Federation	JSC "ROSAGRO"	MAINTENANCE/ CONSTRUCTION SER	34,300.79
Rwanda	MUGAMBAGE FRANK	BUSINESS/ ADMINISTRATIVE SER	144,000.00
Rwanda	UNITED NATIONS DEVELOPMENT PROGRAMME	BUSINESS/ ADMINISTRATIVE SER	35,306.50

Major Contracts for Services Placed by Agency During 2011 (Contracts of \$30,000 or more)

AGENCY			Contract Value
Location of Supplier	Name of Contractor	Description of Services	USD
Rwanda	BANQUE COMMERCIALE DU RWANDA	FINANCIAL SERVICES	56,070.69
Rwanda	NATIONAL UNIVERSITY OF RWANDA	FINANCIAL SERVICES	32,128.55
UNHCR Continued			
Rwanda	FEST CONSTRUCTION COMPANY Ltd	HEALTHCARE SERVICES	142,533.28
Rwanda	JBN CONSTRUCTION COMPANY Ltd	HEALTHCARE SERVICES	40,911.61
Rwanda	ENTREPRISE DE CONSTRUCTION AMVK	MAINTENANCE/ CONSTRUCTION SER	67,819.19
Rwanda	KAB RWANDA Ltd	MAINTENANCE/ CONSTRUCTION SER	62,381.89
Rwanda	OMNIBUS AGENCY	TRANSPORT SUPPORT	34,904.65
Saudi Arabia	RETIREMENT PENSION FUND	BUSINESS/ ADMINISTRATIVE SER	32,000.00
Senegal	IMMOBILIERE EXCELLENCE. SARL	BUSINESS/ ADMINISTRATIVE SER	204,333.88
Senegal	SYNAPSYS CONSEILS	BUSINESS/ ADMINISTRATIVE SER	87,238.34
Senegal	CABINET D'AUDIT "KPMG" SENEGAL	FINANCIAL SERVICES	75,657.60
Senegal	SATGURU TRAVEL & TOURS SERVICE	MEETING/TRAVEL/ FOOD SER	62,822.36
Senegal	PULLMAN TERANGA DAKAR	MEETING/TRAVEL/ FOOD SER	50,195.03
Senegal	PHOENIX Sénégal	SECURITY/ SAFETY SERVICES	41,707.59
Senegal	SONATEL	TELECOMS SERVICES	35,571.42
Senegal	SOCIÉTÉ NATIONALE D' ELECTRICITÉ	UTILITIES	31,391.95
Serbia, Republic of	YES-PRO D.O.O.	ADVERTISING/ INFORMATION SER	259,064.68
Serbia, Republic of	DIPOS DOO	BUSINESS/ ADMINISTRATIVE SER	95,149.30
Serbia, Republic of	PROTECTA □	SECURITY/ SAFETY SERVICES	59,004.98
Somalia	AMBASSADOR HOTEL	BUSINESS/ ADMINISTRATIVE SER	36,000.00
Somalia	SUUBAN CONSTRUCTION COMPANY	MAINTENANCE/ CONSTRUCTION SER	64,439.00
Somalia	MOGADISHU GENERAL SERVICE	MAINTENANCE/ CONSTRUCTION SER	36,547.66
Somalia	AMBASSADOR HOTEL	SECURITY/ SAFETY SERVICES	54,840.00
Somalia	International Maritime Shipping Service	STORAGE/PACKING/HANDLING	59,847.19
South Africa	EL - SHADDAI CHURCH	CIVIL AFFAIRS SERVICES	136,118.96
South Africa	SAB&T Chartered Accountants Incorporated	FINANCIAL SERVICES	54,684.80
South Africa	INTERNATIONAL ORGANIZATION FOR MIGRATION	TRANSPORT SUPPORT	41,671.34
South Sudan	ALLIED SERVICES LTD	CARGO/PASSENGER TRANSPORT	66,500.00
South Sudan	ADAASONS ENGINEERING COMPANY LTD	MAINTENANCE/ CONSTRUCTION SER	236,857.00
South Sudan	TIVERS CONSTRUCTION AND TIMBER CO. LTD	MAINTENANCE/ CONSTRUCTION SER	130,671.00
South Sudan	SAHARA RESORT HOTEL	MEETING/TRAVEL/ FOOD SER	34,316.00
South Sudan	WORLD FOOD PROGRAMME SOUTH SUDAN JUBA	SECURITY/ SAFETY SERVICES	62,660.00
Spain	FACTORY EUROPE LTD	COMPUTER SERVICES	115,000.00
Spain	DARYL UPSALL CONSULTING INTERNATIONAL	COMPUTER SERVICES	47,533.33
Sri Lanka	CEYLON MACHINE TWISTED FIBRE INDUSTRIES	STORAGE/PACKING/HANDLING	57,706.89
Sudan	DARA Electronic Networks and General	ADVERTISING/ INFORMATION SER	102,973.96
Sudan	Adam Hari Boush YAQOUB	BUSINESS/ ADMINISTRATIVE SER	156,000.00
Sudan	UNDP COUNTRY OFFICE	BUSINESS/ ADMINISTRATIVE SER	155,272.25
Sudan	NORWEGIAN REFUGEE COUNCIL	BUSINESS/ ADMINISTRATIVE SER	124,897.00
Sudan	EUROCHAMP LTD , JUBA SOUTH SUDAN	BUSINESS/ ADMINISTRATIVE SER	46,527.00
Sudan	OASIS LOGISTICS AND CONSTRUCTION CO. LTD	BUSINESS/ ADMINISTRATIVE SER	46,132.00
Sudan	ALI EL SIR AHMED EL HASSAN	BUSINESS/ ADMINISTRATIVE SER	36,000.00
Sudan	AWATIF TAHA & ASSOCIATES, ADVOCATES AND	BUSINESS/ ADMINISTRATIVE SER	32,327.60
Sudan	OSHANA GROUP OF TECHNICIANS LTD	BUSINESS/ ADMINISTRATIVE SER	30,942.76
Sudan	DARKA FOR TRADING AND SERVICES CO.LTD	CARGO/PASSENGER TRANSPORT	104,166.66
Sudan	FLEX AIR CARGO	CARGO/PASSENGER TRANSPORT	60,208.00
Sudan	IBRAHIM JALAL EL DIN OSMAN MOHAMMED	CARGO/PASSENGER TRANSPORT	46,006.94
Sudan	SAMARITAN'S PURSE	CHARTERS	60,000.00
Sudan	WFP EMERGENCY OPERATION IN SUDAN	CHARTERS	50,000.00
Sudan	FLEX AIR CARGO	CHARTERS	43,635.00
Sudan	RADIO & SATELLITE COMMUNICATION	COMPUTER SERVICES	33,710.00
Sudan	FORCIER CONSULTING LTD	ENGINEERING SERVICES	35,300.00
Sudan	Mubarak For Accounting , Auditing &	FINANCIAL SERVICES	122,395.83
Sudan	IAN DENT & CO.	FINANCIAL SERVICES	97,683.00
Sudan	REGIONAL WOOD MANUFACTURE & BUILDING SOU	HEALTHCARE SERVICES	68,636.81
Sudan	UAP	INSURANCE SERVICES	57,681.00
Sudan	FANDASI ENGINEERING WORKS	MAINTENANCE/ CONSTRUCTION SER	1,356,930.01
Sudan	KU-TENG TRADE & INVESTMENT CO. LTD	MAINTENANCE/ CONSTRUCTION SER	655,000.00
Sudan	Mohamed Suleiman Younis Al Tahir	MAINTENANCE/ CONSTRUCTION SER	246,384.49
Sudan	OASIS LOGISTICS AND CONSTRUCTION CO. LTD	MAINTENANCE/ CONSTRUCTION SER	237,926.73
Sudan	AROSECO ENG.	MAINTENANCE/ CONSTRUCTION SER	160,403.79
Sudan	MAHMOUD ADAM ALI MOHAMMED	MAINTENANCE/ CONSTRUCTION SER	85,763.89
Sudan	SALIH ABDALRAHMAN SALIH	MAINTENANCE/ CONSTRUCTION SER	72,592.71
Sudan	Water and Environmental Sanitation (WES)	MAINTENANCE/ CONSTRUCTION SER	43,402.78
Sudan	RASSAY SERVICES	MAINTENANCE/ CONSTRUCTION SER	35,944.20
Sudan	SALAH EL DEN ADAM BENIA	MAINTENANCE/ CONSTRUCTION SER	34,883.68
Sudan	Mohammed Hamdan HAROUN	MAINTENANCE/ CONSTRUCTION SER	30,457.29
Sudan	MUTHAIGA TRAVEL LTD	MEETING/TRAVEL/ FOOD SER	60,000.00
Sudan	WFP Emergency Operation in Sudan	SECURITY/ SAFETY SERVICES	253,676.00
Sudan	WARRIOR SECURITY SUDAN LIMITED	SECURITY/ SAFETY SERVICES	66,820.00
Sudan	Abdel Salam Abdel Gadir El Khabir	STORAGE/PACKING/HANDLING	114,000.00
Sudan	KEER MARINE FOR RIVER TRANSPORT	TRANSPORT SUPPORT	94,703.00
Sudan	DARKA FOR TRADING AND SERVICES CO.LTD	TRANSPORT SUPPORT	68,965.52
Sudan	YEI ELECTRIC COOPERATIVE	UTILITIES	34,482.76
Sudan	SUDANESE COMPANY FOR ELECTRICITY	UTILITIES	31,034.48
Sweden	MANPOWER	ADVERTISING/ INFORMATION SER	126,525.08
Sweden	FASTIGHETS AB GETINGSVARMEN 15	BUSINESS/ ADMINISTRATIVE SER	140,650.19
Sweden	The Swedish Civil Contingencies	EDUCATION/ TRAINING SERVICES	100,000.00
Switzerland	YOUNG AND RUBICAM BUSINESS COMMUNICATION	ADVERTISING/ INFORMATION SER	469,961.41
Switzerland	UNITED NATIONS OFFICE AT GENEVA	BUSINESS/ ADMINISTRATIVE SER	4,035,907.76
Switzerland	FIPOI	BUSINESS/ ADMINISTRATIVE SER	2,628,811.78
Switzerland	DGM VERON GRAUER S.A.	BUSINESS/ ADMINISTRATIVE SER	448,422.21
Switzerland	FONDATION DES PARKINGS	BUSINESS/ ADMINISTRATIVE SER	231,671.92
Switzerland	REGIE DU CENTRE	BUSINESS/ ADMINISTRATIVE SER	195,369.09
Switzerland	Abdullah Mukhtarzada	BUSINESS/ ADMINISTRATIVE SER	192,000.00
Switzerland	REGIE DU RHONE SA	BUSINESS/ ADMINISTRATIVE SER	120,794.95
Switzerland	S. I. CHAMPS BLANCS	BUSINESS/ ADMINISTRATIVE SER	90,535.03
Switzerland	DCTI	BUSINESS/ ADMINISTRATIVE SER	70,826.50
Switzerland	D'ALESSANDRI CONGRESS SERVICE	BUSINESS/ ADMINISTRATIVE SER	59,043.17
Switzerland	BROLLIET	BUSINESS/ ADMINISTRATIVE SER	54,258.68
Switzerland	SECUR ARCHIV SA	BUSINESS/ ADMINISTRATIVE SER	37,154.99
Switzerland	S&H SWITZERLAND	COMPUTER SERVICES	5,060,905.02
Switzerland	UN INTERNATIONAL COMPUTING CENTRE	COMPUTER SERVICES	1,742,157.00
Switzerland	Deloitte SA	COMPUTER SERVICES	1,660,200.00
Switzerland	HEWLETT-PACKARD (SUISSE) SA	COMPUTER SERVICES	1,300,000.00
Switzerland	SITA	COMPUTER SERVICES	1,203,365.80
Switzerland	ORACLE SOFTWARE GMBH	COMPUTER SERVICES	823,197.14
Switzerland	ID INTEGRATED DATA SA	COMPUTER SERVICES	697,691.78
Switzerland	IBM Switzerland Ltd	COMPUTER SERVICES	457,318.66
Switzerland	OPEN TEXT AG - SUISSE	COMPUTER SERVICES	393,248.00
Switzerland	BT SWITZERLAND LTD	COMPUTER SERVICES	387,110.00
Switzerland	BIO-ID TECHNOLOGIES SA	COMPUTER SERVICES	346,510.50
Switzerland	CONCATUS SARL	COMPUTER SERVICES	345,143.31
Switzerland	WHO - ICC	COMPUTER SERVICES	253,000.00
Switzerland	DBM Sàrl	COMPUTER SERVICES	148,481.56
Switzerland	TELECOM SYSTEMS SA	COMPUTER SERVICES	128,354.73
Switzerland	ELCA INFORMATIQUE SA	COMPUTER SERVICES	97,500.00
Switzerland	Gartner Switzerland GMBH	COMPUTER SERVICES	93,750.00
Switzerland	COLT TELECOM AG	COMPUTER SERVICES	83,747.34
Switzerland	CAMPTOCAMP SA	COMPUTER SERVICES	57,722.34
Switzerland	Syrian Computer Society	COMPUTER SERVICES	54,255.05
Switzerland	Cinémathèque Suisse	COMPUTER SERVICES	50,857.76
Switzerland	AJILA AG	COMPUTER SERVICES	45,785.88

Major Contracts for Services Placed by Agency During 2011 (Contracts of \$30,000 or more)

AGENCY			Contract Value
Location of Supplier	Name of Contractor	Description of Services	USD
Switzerland	Sybase (Schweiz) GmbH	COMPUTER SERVICES	44,071.66
Switzerland	SWISSCOM (Switzerland) Ltd	COMPUTER SERVICES	37,987.26
UNHCR Continued			
Switzerland	INTEGRALIS SA	COMPUTER SERVICES	33,701.60
Switzerland	DIALOGUE LOGIQUE S.A.	COMPUTER SERVICES	32,412.97
Switzerland	HTS Suisse SA, Division CWS	DECONTAMINATION/ CLEANING SER	79,617.83
Switzerland	CEGOS SWISS AG	EDUCATION/ TRAINING SERVICES	162,800.00
Switzerland	UNITED NATIONS OFFICE AT GENEVA	EDUCATION/ TRAINING SERVICES	82,928.82
Switzerland	CPT. CD TRAINING, CATHER	EDUCATION/ TRAINING SERVICES	56,561.09
Switzerland	SWISSCOM (Switzerland) Ltd	EDUCATION/ TRAINING SERVICES	33,613.45
Switzerland	Design2Learn	FINANCIAL SERVICES	113,562.34
Switzerland	KPMG SA (Switzerland)	FINANCIAL SERVICES	104,326.16
Switzerland	Humanitarian and Development Network	FINANCIAL SERVICES	31,221.72
Switzerland	SOS ASSISTANCE SA	HEALTHCARE SERVICES	131,090.00
Switzerland	AXONLAB AG	HEALTHCARE SERVICES	36,528.00
Switzerland	ZURICH INSURANCE	INSURANCE SERVICES	138,724.73
Switzerland	ISS FACILITY SERVICES SA	MAINTENANCE/ CONSTRUCTION SER	668,789.81
Switzerland	CLESTRA SA	MAINTENANCE/ CONSTRUCTION SER	195,439.74
Switzerland	SIEMENS SUISSE SA	MAINTENANCE/ CONSTRUCTION SER	37,460.14
Switzerland	SOS ASSISTANCE SA	MEETING/TRAVEL/ FOOD SER	148,319.70
Switzerland	UNITED NATIONS OFFICE AT GENEVA	MEETING/TRAVEL/ FOOD SER	139,000.00
Switzerland	Theillard S.A.	MEETING/TRAVEL/ FOOD SER	82,916.94
Switzerland	NOVOTEL	MEETING/TRAVEL/ FOOD SER	74,957.09
Switzerland	S. I. CHAMPS BLANCS	MEETING/TRAVEL/ FOOD SER	40,782.74
Switzerland	DHL Express (SUISSE) S.A.	POSTAL SERVICES	201,698.51
Switzerland	XEROX AG	REPRODUCTION SERVICES	245,821.24
Switzerland	SHARP ELECTRONICS AG	REPRODUCTION SERVICES	96,826.09
Switzerland	UNITED NATIONS OFFICE AT GENEVA	SECURITY/ SAFETY SERVICES	3,750,000.00
Switzerland	SITA	TELECOMS SERVICES	1,278,723.31
Switzerland	SWISSCOM (Switzerland) Ltd	TELECOMS SERVICES	741,792.05
Switzerland	CABLECOM GMBH	TELECOMS SERVICES	297,239.92
Switzerland	COLT TELECOM AG	TELECOMS SERVICES	190,233.54
Switzerland	SERVICES INDUSTRIELS DE GENEVE	UTILITIES	610,499.78
Switzerland	DIV. BENEFICIAIRES	UTILITIES	194,326.00
Syrian Arab Republic	MALEH, Nabil	ADVERTISING/ INFORMATION SER	32,000.00
Syrian Arab Republic	UNRWA	BUSINESS/ ADMINISTRATIVE SER	200,000.00
Syrian Arab Republic	DAHBAR,AMIN	BUSINESS/ ADMINISTRATIVE SER	166,518.38
Syrian Arab Republic	Abdulhafour Abdalbaki	BUSINESS/ ADMINISTRATIVE SER	94,057.70
Syrian Arab Republic	ALKASTI, Ebrahim	BUSINESS/ ADMINISTRATIVE SER	62,616.25
Syrian Arab Republic	Sisters Monique Kharouf -Adma Bassim	CIVIL AFFAIRS SERVICES	188,273.84
Syrian Arab Republic	Outreach Refugee Volunteers	CIVIL AFFAIRS SERVICES	182,533.89
Syrian Arab Republic	ASYLUM SEEKERS/REFUGEES	FINANCIAL SERVICES	38,061.00
Syrian Arab Republic	WORLD COMPANY FOR CONTRACTING INVESTMENT	HEALTHCARE SERVICES	217,091.58
Syrian Arab Republic	MADANI ENGINEERING	HEALTHCARE SERVICES	36,438.13
Syrian Arab Republic	CM ALALAMIEA SERVICES CONSULTING	MAINTENANCE/ CONSTRUCTION SER	86,313.23
Syrian Arab Republic	Mohamed Nemr Dandis	REPRODUCTION SERVICES	55,078.00
Syrian Arab Republic	DAHBAR,AMIN	STORAGE/PACKING/HANDLING	137,405.36
Syrian Arab Republic	DAMASCUS CARGO VILLAGE	STORAGE/PACKING/HANDLING	118,860.60
Syrian Arab Republic	Walid & Nabil & Mhd Khaled Rankousi	STORAGE/PACKING/HANDLING	94,115.07
Syrian Arab Republic	SYRIATEL MOBILE TELECOM	TELECOMS SERVICES	71,877.97
Syrian Arab Republic	Walid & Nabil & Mhd Khaled Rankousi	TRANSPORT SUPPORT	34,485.00
Syrian Arab Republic	ELECTRCITY	UTILITIES	32,454.36
Thailand	APPCO LIMITED	ADVERTISING/ INFORMATION SER	703,907.89
Thailand	UN ESCAP	BUSINESS/ ADMINISTRATIVE SER	174,828.00
Thailand	FOUR SEASONS HOTEL	BUSINESS/ ADMINISTRATIVE SER	38,221.08
Thailand	SUAN SON PRADIPHAT ARMY RESORT	MEETING/TRAVEL/ FOOD SER	66,677.29
The Former Yugoslav Rep. of Mac	GOLDIREN IGOR DOO SKOPJE	MAINTENANCE/ CONSTRUCTION SER	55,856.59
Togo	HIT	MAINTENANCE/ CONSTRUCTION SER	375,037.67
Togo	INGENIERIE INTER CONSTRUCTION	MAINTENANCE/ CONSTRUCTION SER	31,457.07
Togo	INTER CITY CORPORATION	MAINTENANCE/ CONSTRUCTION SER	30,939.44
Tunisia	DJERBA RENT CAR	BUSINESS/ ADMINISTRATIVE SER	438,847.23
Tunisia	Association de l'Entraide	BUSINESS/ ADMINISTRATIVE SER	89,681.16
Tunisia	FRIAA NAWFEL	BUSINESS/ ADMINISTRATIVE SER	77,141.88
Tunisia	DJERBA RENT A CAR	BUSINESS/ ADMINISTRATIVE SER	44,663.86
Tunisia	AL KAWTHAR RENT A CAR	BUSINESS/ ADMINISTRATIVE SER	30,966.58
Tunisia	ETABLISSEMENT MAALOUL NETTOYAGE	DECONTAMINATION/ CLEANING SER	77,966.43
Tunisia	SAS ASSANISSEMENT ET SERVICES	DECONTAMINATION/ CLEANING SER	45,192.58
Tunisia	Consulting en Dev. Comm et en Gestion	FINANCIAL SERVICES	96,764.71
Tunisia	JERY MOHAMED	HEALTHCARE SERVICES	41,525.80
Tunisia	ADEL BEN YOUNES	MAINTENANCE/ CONSTRUCTION SER	94,118.84
Tunisia	SOCIETE TUNISIENNE ELEC GAZ	MAINTENANCE/ CONSTRUCTION SER	42,119.54
Tunisia	OTITUNISIE	STORAGE/PACKING/HANDLING	112,160.00
Tunisia	SOCIETE MTIMET EMBALLAGE	STORAGE/PACKING/HANDLING	39,904.41
Tunisia	SOCIETE DES EMBALLAGES DU SUD	STORAGE/PACKING/HANDLING	31,409.67
Tunisia	SICEM	UTILITIES	48,272.06
Turkey	MEHMET GULEC	BUSINESS/ ADMINISTRATIVE SER	90,000.00
Turkey	KALYON OTELCILIK TURIZM PAZ. A.S.	MEETING/TRAVEL/ FOOD SER	43,402.39
Turkey	YANKI SEYAHAT TURIZM	MEETING/TRAVEL/ FOOD SER	36,531.96
Turkey	VAN GOLU- IPEKYOLU	MEETING/TRAVEL/ FOOD SER	33,651.11
Uganda	LUBEGA CHARLES	BUSINESS/ ADMINISTRATIVE SER	144,000.00
Uganda	IMPERIAL RESORT BEACH HOTEL	BUSINESS/ ADMINISTRATIVE SER	33,546.00
Uganda	WFP UGANDA BANK IMPREST	ENGINEERING SERVICES	36,811.00
Uganda	DELOITTE (UGANDA) LTD	FINANCIAL SERVICES	76,114.93
Uganda	DANISH REFUGEE COUNCIL	FINANCIAL SERVICES	72,073.62
Uganda	MUKWANO ENTERPRISES LTD	STORAGE/PACKING/HANDLING	120,000.00
United Arab Emirates	PEGASUS STRATEGIC COMMUNICATIONS	ADVERTISING/ INFORMATION SER	32,207.08
United Arab Emirates	KUEHNE AND NAGEL A/S	STORAGE/PACKING/HANDLING	38,147.15
United Kingdom	DEMO TV LTD	ADVERTISING/ INFORMATION SER	1,596,324.32
United Kingdom	MEDIAEDGE:CIA INTERNATIONAL LIMITED	ADVERTISING/ INFORMATION SER	515,297.91
United Kingdom	ACW (Artifex Creative Webnet)	ADVERTISING/ INFORMATION SER	97,000.00
United Kingdom	DENTON WILDE SAPTE	BUSINESS/ ADMINISTRATIVE SER	251,361.88
United Kingdom	KITE CONSULTING GROUP LIMITED	BUSINESS/ ADMINISTRATIVE SER	70,643.64
United Kingdom	PA CONSULTING SERVICES LIMITED	COMPUTER SERVICES	859,679.18
United Kingdom	KITE CONSULTING GROUP LIMITED	COMPUTER SERVICES	576,219.66
United Kingdom	THINK CONSULTING SOLUTIONS LTD.	COMPUTER SERVICES	456,909.07
United Kingdom	MEDIAEDGE:CIA INTERNATIONAL LIMITED	COMPUTER SERVICES	394,202.90
United Kingdom	DEMO TV LTD	COMPUTER SERVICES	283,354.37
United Kingdom	CEDAR CONSULTING UK LTD	COMPUTER SERVICES	273,989.71
United Kingdom	HEXWARE TECHNOLOGIES LIMITED UK	COMPUTER SERVICES	194,922.00
United Kingdom	AVOCENT SOFTWARE LTD	COMPUTER SERVICES	55,422.17
United Kingdom	Eversheds LLP	COMPUTER SERVICES	47,923.32
United Kingdom	EPSILON INTERACTIVE INTERNATIONAL	COMPUTER SERVICES	34,536.89
United Kingdom	CAN STUDIOS LIMITED	EDUCATION/ TRAINING SERVICES	144,708.42
United Kingdom	ULTRA SOCIAL UK LTD	EDUCATION/ TRAINING SERVICES	96,718.75
United Kingdom	Centre for Effective Dispute Resolution	EDUCATION/ TRAINING SERVICES	85,300.00
United Kingdom	Organisation Development & Research Ltd.	EDUCATION/ TRAINING SERVICES	56,250.00
United Kingdom	WALKGROVE LIMITED	EDUCATION/ TRAINING SERVICES	41,430.00
United Kingdom	MARSH LIMITED	INSURANCE SERVICES	490,091.50
United Kingdom	8BUILD LTD	MAINTENANCE/ CONSTRUCTION SER	140,730.47
United Kingdom	TOYOTA GIBRALTAR STOCKHOLDINGS LTD	TRANSPORT SUPPORT	76,278.60
United Kingdom	CORI	WRITING/TRANSLATION/ INTERPRET	93,346.15
United Republic of Tanzania	ANDREW SHARAU MINJA	BUSINESS/ ADMINISTRATIVE SER	166,224.00
United Republic of Tanzania	SEA CLIFF HOTEL LTD	BUSINESS/ ADMINISTRATIVE SER	33,466.10
United Republic of Tanzania	POLICE CONTIGENCY	FINANCIAL SERVICES	190,764.99

Major Contracts for Services Placed by Agency During 2011 (Contracts of \$30,000 or more)

AGENCY			Contract Value
Location of Supplier	Name of Contractor	Description of Services	USD
United Republic of Tanzania	MHASIBU CONSULTANTS	FINANCIAL SERVICES	36,833.75
United Republic of Tanzania	TECHNO BRAIN (T) LTD	PHOTO/ GRAPHIC/ DESIGN SER	34,325.00
UNHCR Continued			
United Republic of Tanzania	ULTIMATE SECURTY LIMITED	SECURITY/ SAFETY SERVICES	219,899.85
United Republic of Tanzania	WFP Tanzania	STORAGE/PACKING/HANDLING	90,000.00
United Republic of Tanzania	KUEHNE + NAGEL LIMITED	TRANSPORT SUPPORT	100,000.00
United Republic of Tanzania	ALLIED TRANSPORT AGENT	TRANSPORT SUPPORT	64,800.00
United Republic of Tanzania	SOAP AND ALLIED INDUSTRIES LIMITED	TRANSPORT SUPPORT	31,350.00
United States of America	ROSENBLUM TV	ADVERTISING/ INFORMATION SER	49,650.00
United States of America	UNITED NATIONS GENERAL FUND	BUSINESS/ ADMINISTRATIVE SER	6,677,797.87
United States of America	FUNDRAISING INITIATIVES INC.	BUSINESS/ ADMINISTRATIVE SER	650,000.00
United States of America	S.L. GREEN	BUSINESS/ ADMINISTRATIVE SER	284,000.00
United States of America	TARGET ANALYTICS	BUSINESS/ ADMINISTRATIVE SER	33,100.00
United States of America	Grenzebach Glier and Associates	COMPUTER SERVICES	45,000.00
United States of America	ENCOMPASS LLC	EDUCATION/ TRAINING SERVICES	437,342.21
United States of America	INTERWORKS LLC	EDUCATION/ TRAINING SERVICES	221,310.00
United States of America	CORNERSTONE ONDEMAND INC.	EDUCATION/ TRAINING SERVICES	171,673.82
United States of America	EMERGING MARKETS COMMUNICATIONS INC	EDUCATION/ TRAINING SERVICES	67,712.11
United States of America	UNITED NATIONS GENERAL FUND	EDUCATION/ TRAINING SERVICES	65,000.00
United States of America	MERCER HUMAN RESOURCE CONSULTING	FINANCIAL SERVICES	60,000.00
United States of America	HUGH WOOD INC	INSURANCE SERVICES	431,078.00
United States of America	EMERGING MARKETS COMMUNICATIONS INC	TELECOMS SERVICES	5,712,455.99
United States of America	UNITED NATIONS GENERAL FUND	TELECOMS SERVICES	45,000.00
United States of America	EMERGING MARKETS COMMUNICATIONS INC	TRANSPORT SUPPORT	42,750.00
United States of America	UNITED NATIONS POPULATION FUND (UNFPA)	TRANSPORT SUPPORT	32,375.30
Venezuela (Bolivarian Rep. of)	UNICEF	BUSINESS/ ADMINISTRATIVE SER	31,410.00
Western Sahara	MINURSO	CHARTERS	43,632.00
Yemen	MANSOUR, MOHAMED-LANDLORD	BUSINESS/ ADMINISTRATIVE SER	78,000.00
Yemen	IT YEMEN	COMPUTER SERVICES	64,800.00
Yemen	PUBLIC TELECOM CORP.	COMPUTER SERVICES	36,288.00
Yemen	Grant Thornton Yemen	FINANCIAL SERVICES	53,580.00
Yemen	Almagd Establishment For Trading and Co	MAINTENANCE/ CONSTRUCTION SER	1,730,953.10
Yemen	ABU SHAER, NAJI SUFIAN	MAINTENANCE/ CONSTRUCTION SER	49,730.18
Yemen	ISHTIAQ IBRAHIM Omer	MAINTENANCE/ CONSTRUCTION SER	40,738.50
Yemen	STALLION SECURITY & SAFETY SERVICES LTD.	SECURITY/ SAFETY SERVICES	228,966.00
Yemen	GROUP4 SECURICOR	SECURITY/ SAFETY SERVICES	34,455.18
Yemen	ALHADI TRANSPORTATION CO.	STORAGE/PACKING/HANDLING	212,880.00
Yemen	GROUP4 SECURICOR	TELECOMS SERVICES	31,450.50
Yemen	ALHADI TRANSPORTATION CO.	TRANSPORT SUPPORT	115,234.00
Zambia	ARMCOR SECURITY LTD.	SECURITY/ SAFETY SERVICES	33,780.72
Zimbabwe	ILO	BUSINESS/ ADMINISTRATIVE SER	56,559.00
Zimbabwe	ZIMBABWE ELECTRICITY TRANSMISSION & DIST.	UTILITIES	56,753.21
UNIDO			
Albania	ENVIRONMENTAL CENTRE FOR ADMINISTRATION AND TECHNOLOGY	ENVIRONMENTAL MANAGEMENT	169,906.00
Angola	KARTUNGEST	TRAINING	78,104.40
Argentina	UBAJAY S A	Workshops	63,710.00
Armenia	The ECLOF Foundation	Loan institutions	690,000.00
Australia	IT POWER	ENERGY RESOURCES	134,579.68
Austria	Miscellaneous Obligations	Film and video production	82,351.94
Austria	Miscellaneous Obligations	Investment promotion	547,195.62
Austria	Miscellaneous Obligations	Laboratory analyses	180,000.00
Austria	Miscellaneous Obligations	Ozone layer depletion - solvents	190,000.00
Austria	AUSTRIAN ENERGY AGENCY	Planning, implementation and design	323,221.60
Austria	IIASA International Institute for Applied Systems ANALYSIS	RESEARCH AND DEVELOPMENT	109,140.52
Austria	Miscellaneous Obligations	Standards	80,000.00
Austria	Miscellaneous Obligations	Surveys of industrial establishment	140,000.00
Austria	Miscellaneous Obligations	TECHNICAL STUDIES	280,000.00
Austria	Miscellaneous Obligations	Training and development	136,425.64
Austria	Miscellaneous Obligations	Training, other	97,230.00
Austria	Miscellaneous Obligations	Wind mills and wind motors	503,600.00
Belgium	Euro Consultants SA	Industrial planning and programming	769,014.08
Bolivia	SNV BOLIVIA	Training, other	395,094.08
Bolivia	FUNDACION ALTIPLANO	Training, other	189,456.40
Bolivia	CENTRO DE ESTUDIOS Y PROYECTOS ALTERNATIVOS DE DESAROLLO	Training, other	169,985.00
Cameroon	ETS J M ET FILS	Civil works rehabilitation	120,152.00
Cameroon	ETS J M ET FILS	CONSTRUCTION	258,090.00
Cameroon	Bureau National de l Ozone	Ozone layer depletion - refrigerati	108,400.00
Cape Verde	ECREEE Secretariat	ENERGY RESOURCES	475,000.00
Cape Verde	ECREEE Secretariat	ENERGY RESOURCES	75,000.00
China	PUXIN SCIENCE AND Technology CO LTD	Biogas energy applications	241,764.00
China	International Centre on Small Hydropower	Construction machinery/equipment ma	3,201,481.50
China	Nantong Pesticide Formulation Centre (NPFC)	Contracts	113,000.00
China	Xian Wall Material Research and Design Institute	Energy management	143,630.00
China	China National Institute of Standardisation	National food intervention policies	120,880.00
China	Ministry of Environmental Protection	Ozone layer depletion	5,000,000.00
China	Ministry of Environmental Protection	Ozone layer depletion	120,000.00
China	China Automotive Technology And Research Center (CATARC)	RESEARCH AND DEVELOPMENT	179,400.00
China	Society of Automotive Engineers of China	RESEARCH AND DEVELOPMENT	79,000.00
China	China Association for Ethnic Economy (CAFE) under State Ethnic Affairs Commisision (SEAC)	TRAINING	79,000.00
Colombia	Colombian National Cleaner Production Centre	Contracts	81,743.86
Comoros	L'ENTREPRISE DE CONSTRUCTION DE BATIMENT ET DE SERVICE	CONSTRUCTION	86,564.00
Cote d'Ivoire	Afrique Emergence & Investissements S.A.	Loans	162,612.26
Croatia	University of Zagreb Faculty Mech Eng Naval Archi	Ozone layer depletion	190,000.00
Cuba	Compania Fiduciaria	OPERATIONS, MAINTENANCE AND SUPPORT	2,000,000.00
Democratic Rep. of the Congo	METAL PRO sprl	Building construction, other	329,442.00
Denmark	KUEHNE and NAGEL A S	PROCUREMENT SERVICES	96,474.00
Ecuador	Latin American Energy Organization	ENERGY POLICY AND MANAGEMENT	200,000.00
Egypt	Misr Import and Export Company	Ozone layer depletion	100,000.00
El Salvador	FUNDACION SALVADORENA DE DESARRALLO Y VIVIENDA MINIMA	Housing	97,936.12
France	COFRAC	Auditing	144,834.52
Guatemala	Hendrix and Dail Guatemala S A	METHYL BROMIDE	225,000.00
Honduras	UTOH-SERNA Unidad Tecnica De Ozono De Honduras	Ozone layer depletion	130,000.00
India	Indian Institute of Science	Biomass energy	537,200.00
India	RAMKY ENVIRO ENGINEERS LTD	ENVIRONMENTAL PROTECTION	8,360,939.92
India	Federation of Indian Chambers of Commerce	Management consultancy	233,609.12
India	Bureau of Energy Efficiency	PROCUREMENT SERVICES	11,145,878.00
India	Ankur Scientific Energy Technologies Pvt Ltd	PROCUREMENT SERVICES	240,000.00
India	Foundation for MSME Clusters	Specialised management training	100,000.00
India	Vellore Institute of Technology	Training and research institutions	64,000.00
Iraq	AZA FOR GENERAL CONTRACTING CO LTD	Civil works rehabilitation	162,396.00
Iraq	AZA FOR GENERAL CONTRACTING CO LTD	Construction materials of plastic,	157,936.00
Iraq	AL SOQOUR GROUP General Contract Company	Contracts	126,260.00
Iraq	Al-Laith & Suramairi Group	Contracts	86,440.00
Iraq	STATE BOARD FOR PLANT PROTECTION	Ozone layer depletion - solvents	103,690.00
Iraq	AKG Engineering Construction & Trading Group	Vocational rehabilitation	238,590.00
Ireland	Shannon Development	Institutional strengthening/restruc	215,320.98
Italy	AREA Science Park	COMMUNICATIONS	74,175.82
Italy	Istituto per la Cooperazione Universitaria	Contracts	1,915,177.12
Italy	Sea Marconi Technologies S.a.s	Contracts	1,350,000.00

Major Contracts for Services Placed by Agency During 2011 (Contracts of \$30,000 or more)

AGENCY			Contract Value
Location of Supplier	Name of Contractor	Description of Services	USD
Italy	Politecnico di Milano	e-learning content services	194,444.44
Italy	Sea Marconi Technologies S.a.s	Environmentally sound technology	2,340,000.00
UNIDO Continued			
Italy	D'Appolonia S p A	Institutional strengthening/restruc	549,811.98
Italy	AREA Science Park	LEASING OR RENTAL SERVICES	556,575.30
Italy	Afros S p A	Ozone layer depletion - solvents	1,730,000.00
Japan	Achilles Corporation	Ozone layer depletion - solvents	121,840.00
Jordan	PETRA ENGINEERING INDUSTRIES CO	Ozone layer depletion	1,343,434.00
Korea, Republic of	Gallup Korea	Socio-economic surveys	60,000.00
Korea, Republic of	Korea Research Institute of Standards and Science	TRAINING	85,470.00
Malawi	CHITSIME DRILLING COMPANY	Water well drilling	90,916.00
Malaysia	Consumers International	Management consultancy	255,224.60
Mexico	UNIVERSIDAD NACIONAL AUTONOMA DE MEXICO	Electrical engineering, university	200,000.00
Mexico	Centro Mexicano para la Producción más Limpia	TECHNICAL STUDIES	160,000.00
Montenegro	Institute for Strategic Studies and Prognoses	TRAINING	541,502.00
Morocco	ADA-LRK Consulting	Market research	60,000.00
Morocco	SOCIETE BOURGEON VERT	Soil improvement	666,000.00
Morocco	YOUSSEF EL MOUZAZI	Soil improvement	574,000.00
Morocco	UNION TRAVAUX	Soil improvement	80,820.00
Morocco	SOCIETE BOURGEON VERT	Water management	502,444.00
Mozambique	Ministério da Indústria e Comércio - Direcção Nacional de Indústria	Food processing equipment maintenanc	340,000.00
Mozambique	Construtora & Decoradora Oliveira	Rehabilitation	81,168.00
Nicaragua	Universidad Politécnica de Nicaragua	Scientific research	60,000.00
Norway	SCANTEAM	Contracts	85,836.90
Norway	NORWAY REGISTERS DEVELOPMENT (NRD) AS	Trade data interchange	3,396,176.00
Pakistan	IN CONSULT Pvt Limited	Contracts	175,800.00
Portugal	INSTITUTO PORTUGUES DE ACREDITACAO I. P	Evaluation	198,093.76
Portugal	MUNDI servicos	TRAINING	89,346.16
Portugal	ISQ International - Welding and Quality Institute	TRAINING	70,214.60
Russian Federation	OOO SmartSEO	COMMUNICATIONS AND MASS MEDIA	152,310.00
Russian Federation	OOO 5 Premium	COMMUNICATIONS AND MASS MEDIA	76,000.00
Russian Federation	Norweststroy	CONSTRUCTION	820,000.00
Russian Federation	POZIS	Ozone layer depletion	1,200,000.00
Russian Federation	National Environmental Management and Cleaner Prod	Ozone layer depletion	459,000.00
Saudi Arabia	PERSGA	ENVIRONMENTAL PROTECTION	470,000.00
Senegal	PLATEFORME D APPUI AUX PETITES ENTREPRISES DU SENE	Urban employment	70,000.00
Slovenia	GIZ ACS Auto Cluster Slovenia	PROCUREMENT SERVICES	185,128.20
South Africa	STRAND TOWER HOTEL	Conference organizing services	74,473.70
South Africa	ECO AFRICA	ENVIRONMENTAL MANAGEMENT	299,632.02
South Africa	COUNCIL FOR SCIENTIFIC AND INDUSTRIAL RESEARCH	PROCUREMENT SERVICES	271,844.00
South Africa	Enforce Security Services	PROCUREMENT SERVICES	140,540.00
South Africa	Automotive Industry Development Centre	TRADE RELATED SERVICES	1,837,976.86
South Africa	Tourism World (PTY) Limited	TRAINING	129,276.00
Sri Lanka	Hydrodynamics Limited	CONSTRUCTION	87,714.00
Sri Lanka	National Cleaner Production Centre Sri Lanka	Environmentally sound technology	200,554.00
Sri Lanka	Renewable Energy Development Co Ltd	Power plants, hydroelectric	213,319.00
Sri Lanka	Hydrodynamics Limited	PROCUREMENT SERVICES	400,000.00
Sudan	UNIDO Sudan Imprest	CONSTRUCTION	99,004.00
Sudan	UNIDO Sudan Imprest	Construction services, other	90,000.00
Switzerland	United Nations Institute for Training and Research	ENVIRONMENTAL PROTECTION	680,000.00
Switzerland	SOFIES Sarl	Industrial consulting services	429,184.54
Switzerland	World Intellectual Property Organization	Inter-agency co-operation	1,091,290.14
Switzerland	International Trade Centre UNCTAD WTO	Inter-agency co-operation	704,225.36
Switzerland	International Trade Centre UNCTAD WTO	TRADE AND BUSINESS SERVICES	714,285.72
Tunisia	Tunisian Accreditation Council	Evaluation	294,277.54
Tunisia	IDEA CONSULT International	Industrial planning and programming	326,197.18
Turkey	TTGV Tuerkiye Teknoloji Gelistirme vakfi	ENVIRONMENTAL PROTECTION	120,000.00
Ukraine	THE INSTITUTE OF RENEWABLE ENERGY	Planning, implementation and design	602,782.00
United Kingdom	MURDOCH Consulting	Contracts	119,972.00
United Kingdom	PROBE NETWORK LLP	Development of small-scale industri	95,566.96
United Kingdom	Winning Moves	Development of small-scale industri	87,791.50
United Kingdom	Winning Moves	Development of small-scale industri	87,791.50
United Kingdom	MURDOCH Consulting	Ozone layer depletion	201,912.00
United Kingdom	Oxford Said Business School	Teaching	230,615.16
Venezuela (Bolivarian Rep. of)	FONDOIN Fondo Venezolano de Reconversion Indus	Ozone layer depletion	500,000.00
Vietnam	Vietnam Handicraft Research and Promotion Center	ENVIRONMENTAL MANAGEMENT	164,888.00
Vietnam	Vietnam Cleaner Production Centre	ENVIRONMENTAL MANAGEMENT	135,750.00
Vietnam	Vietnam Cleaner Production Centre	ENVIRONMENTAL MANAGEMENT	96,940.00
UNOG			
Argentina	TGV Excelencia en Soluciones Inform.	System design and development	44,197.00
Argentina	TGV Excelencia en Soluciones Inform.	Vendor-specific software support an	36,171.30
Belgium	TELEVIC CONFERENCE NV	Software installation	58,266.67
Bulgaria	EnEffect Consult SP Ltd.	Legal specialisms	49,723.00
Canada	IISD	Information services	37,875.00
Canada	IISD	Trade facilitation	35,000.00
China	CHINA TRANSLATION & PUBLISHING CORP	Language	198,541.00
China	CHINA TRANSLATION & PUBLISHING CORP	Language	44,590.76
China	CHINA TRANSLATION & PUBLISHING CORP	Language	43,858.22
China	CHINA TRANSLATION & PUBLISHING CORP	Language	35,555.71
Ethiopia	SHEBELLE ETHIOPIA CONFERENCE SERVIC	Hotel industry	124,000.00
France	MESSAGIO STUDIOS SARL	Communications, other	35,000.00
France	MONDOFRAGILIS EUROPA	Communications, other	35,000.00
France	PREZIOSO TECHNILOR	Construction services, n.e.c.	105,124.84
France	PREZIOSO TECHNILOR	Construction services, n.e.c.	65,333.33
France	PREZIOSO TECHNILOR	Construction services, n.e.c.	54,945.05
France	ALTEAD INDUSTRIES SERVICES	Construction services, n.e.c.	43,471.39
France	PREZIOSO TECHNILOR	Construction services, n.e.c.	43,400.00
France	PREZIOSO TECHNILOR	General building maintenance and re	124,000.00
France	PREZIOSO TECHNILOR	General building maintenance and re	105,124.84
France	PREZIOSO TECHNILOR	General building maintenance and re	104,000.00
France	PREZIOSO TECHNILOR	General building maintenance and re	73,480.00
France	PREZIOSO TECHNILOR	General building maintenance and re	68,743.55
France	PREZIOSO TECHNILOR	General building maintenance and re	68,449.77
France	PREZIOSO TECHNILOR	General building maintenance and re	42,918.45
France	PREZIOSO TECHNILOR	General building maintenance and re	33,400.10
France	GLOBAWARE	Language	66,678.57
France	EBSCO INFORMATION SERVICES SAS	Legal specialisms	65,153.69
France	ALTEAD INDUSTRIES SERVICES	Locksmiths	32,851.51
France	NATURAPRINT	Printing services	56,140.00
France	100 WATT	Printing services	39,040.74
France	MONDOFRAGILIS EUROPA	Printing services	34,635.99
France	OBIANE SA	Wide area network (WAN) maintenance	365,782.68
France	OBIANE SA	Wide area network (WAN) maintenance	365,782.68
France	OBIANE SA	Wide area network (WAN) maintenance	299,276.74
France	OBIANE SA	Wide area network (WAN) maintenance	133,011.88
Germany	INSTITUTE FOR PEACE RESEARCH-IFSH	Maintenance of peace and security	44,188.84
Germany	GLOBAL PUBLIC POLICY INSTITUT- GPPI	Management advisory services	80,100.00
Germany	OTRS AG	System design and development	37,610.87
Ireland	MICROSOFT IRELAND OPERATIONS LTD	Vendor-specific software support an	198,996.57
Ireland	VMWARE INTERNATIONAL LTD	Vendor-specific software support an	37,310.60
Italy	DIMENSIONE S.P.A	Construction services, n.e.c.	38,002.48
Libya	PALM CITY RESIDENCES	Hotel industry	38,426.67

Major Contracts for Services Placed by Agency During 2011 (Contracts of \$30,000 or more)

AGENCY			Contract Value
Location of Supplier	Name of Contractor	Description of Services	USD
Luxembourg	EUROSCRIPT LUXEMBOURG Sarl	Language	36,263.74
Morocco	LE ROYAL MANSOUR MERIDIEN	Organisational development	67,800.00
UNOG Continued			
Norway	HOTEL SORIA MORIA CONFERENCE CENTRE	Hotel industry	178,886.40
Norway	VIZADA NETWORKS AS	Satellite communications	50,712.07
Norway	VIZADA NETWORKS AS	Satellite communications	46,827.53
Norway	VIZADA NETWORKS AS	Satellite communications	42,067.29
Norway	VIZADA NETWORKS AS	Satellite communications	31,678.53
Russian Federation	PEOPLE FRIENDSHIP UNIVERSITY RUSSIA	Specialised management training	30,000.00
Spain	INGENIERIA IDOM INTERNATIONAL SA	Building engineering	111,498.55
Spain	INGENIERIA IDOM INTERNATIONAL SA	Building engineering	106,920.06
Spain	CENTER FOR ECONOMIC SOC. RIGHTS	Human rights	36,000.00
Spain	DARYL UPSALL CONSULTING SL	Management advisory services	95,185.19
Sweden	RAW MATERIALS GROUP RMG AB	Legal specialisms	35,000.00
Sweden	RAW MATERIALS GROUP RMG AB	Legal specialisms	30,000.00
Switzerland	International SOS (SOS Assist. SA)	Airline management and operations	100,714.34
Switzerland	UBS SA	Banking	124,439.00
Switzerland	BNP PARIBAS	Banking	119,886.00
Switzerland	CITERNES ET REVISIONS SARL	Building maintenance and repair n.e	107,421.24
Switzerland	ISS FACILITY SERVICES SA	Cleaning services	2,107,467.91
Switzerland	ISS FACILITY SERVICES SA	Cleaning services	1,942,192.47
Switzerland	ISS FACILITY SERVICES SA	Cleaning services	308,442.32
Switzerland	ONET (SUISSE) SA	Cleaning services	252,264.59
Switzerland	ONET (SUISSE) SA	Cleaning services	223,706.29
Switzerland	ONET (SUISSE) SA	Cleaning services	75,819.75
Switzerland	ONET (SUISSE) SA	Cleaning services	69,398.34
Switzerland	SWISSCOM	Communications	2,676,595.00
Switzerland	MICROSOFT SWITZERLAND Ltd Liab. Co	COMPUTER RELATED SERVICES N.E.C.	287,300.00
Switzerland	MICROSOFT SWITZERLAND Ltd Liab. Co	COMPUTER RELATED SERVICES N.E.C.	110,078.86
Switzerland	MICROSOFT SWITZERLAND Ltd Liab. Co	COMPUTER RELATED SERVICES N.E.C.	79,915.88
Switzerland	EGG-TELSA SA	Construction services, n.e.c.	769,201.16
Switzerland	EGG-TELSA SA	Construction services, n.e.c.	336,879.48
Switzerland	EGG-TELSA SA	Construction services, n.e.c.	329,817.59
Switzerland	EGG-TELSA SA	Construction services, n.e.c.	239,749.72
Switzerland	ALVAZZI GENEVE SA CHAUF.VENTILATION	Construction services, n.e.c.	231,889.25
Switzerland	SIEMENS SUISSE SA - BUILDING TECH	Construction services, n.e.c.	188,051.03
Switzerland	TYCO FIRE/ INTEGRATED SOLUTIONS SA	Construction services, n.e.c.	184,479.91
Switzerland	EGG-TELSA SA	Construction services, n.e.c.	173,016.07
Switzerland	EGG-TELSA SA	Construction services, n.e.c.	160,152.01
Switzerland	EGG-TELSA SA	Construction services, n.e.c.	109,739.58
Switzerland	GREMLICH FRERES SA	Construction services, n.e.c.	105,155.01
Switzerland	OFATEC SA	Construction services, n.e.c.	92,345.28
Switzerland	EGG-TELSA SA	Construction services, n.e.c.	89,285.71
Switzerland	GREMLICH FRERES SA	Construction services, n.e.c.	86,378.74
Switzerland	EGG-TELSA SA	Construction services, n.e.c.	78,578.45
Switzerland	G. CONSTANTIN SA	Construction services, n.e.c.	73,788.12
Switzerland	EGG-TELSA SA	Construction services, n.e.c.	64,061.44
Switzerland	EGG-TELSA SA	Construction services, n.e.c.	64,061.44
Switzerland	G. CONSTANTIN SA	Construction services, n.e.c.	63,318.02
Switzerland	IFFLAND FRERES SA	Construction services, n.e.c.	56,908.48
Switzerland	IFFLAND FRERES SA	Construction services, n.e.c.	49,598.01
Switzerland	AMBROSIO SA	Construction services, n.e.c.	47,376.58
Switzerland	G. CONSTANTIN SA	Construction services, n.e.c.	46,814.18
Switzerland	B+S INGENIEURS CONSEILS S.A.	Construction services, n.e.c.	45,746.61
Switzerland	MAULINI SA	Construction services, n.e.c.	41,109.36
Switzerland	PROJET9 ENVIRONMENTAL SOLUTION SARL	Construction services, n.e.c.	38,659.26
Switzerland	EGG-TELSA SA	Construction services, n.e.c.	35,302.17
Switzerland	PROJET9 ENVIRONMENTAL SOLUTION SARL	Construction services, n.e.c.	31,487.51
Switzerland	SCRASA SA	Construction work and site manageme	1,188,444.12
Switzerland	DENTAN ETANCHEITE SA	Construction work and site manageme	198,079.23
Switzerland	TSCHOPP-ZWISSIG SA	Construction work and site manageme	186,641.53
Switzerland	SCRASA SA	Construction work and site manageme	104,680.78
Switzerland	TSCHOPP-ZWISSIG SA	Construction work and site manageme	98,000.00
Switzerland	SCRASA SA	Construction work and site manageme	96,879.48
Switzerland	BALZAN & IMMERS ETANCHEITE SA	Construction work and site manageme	96,226.19
Switzerland	BALZAN & IMMERS ETANCHEITE SA	Construction work and site manageme	90,063.31
Switzerland	BERNASCONI & CIE SA	Construction work and site manageme	70,520.09
Switzerland	GREMLICH FRERES SA	Construction work and site manageme	65,299.67
Switzerland	SEICAL SARL	Construction work and site manageme	63,973.94
Switzerland	SCRASA SA	Construction work and site manageme	49,588.21
Switzerland	GREMLICH FRERES SA	Construction work and site manageme	45,558.42
Switzerland	SERVICES INDUSTRIELS DE GENEVE	Data transmission	4,708,688.00
Switzerland	SERVICES INDUSTRIELS DE GENEVE	Data transmission	130,293.16
Switzerland	SERVICES INDUSTRIELS DE GENEVE	Data transmission	67,770.70
Switzerland	SERVICES INDUSTRIELS DE GENEVE	Data transmission	37,030.16
Switzerland	LINALIS SARL	Data transmission	32,372.42
Switzerland	HEWLETT PACKARD (SWITZERLAND) AG	Database management systems	267,052.47
Switzerland	HEWLETT PACKARD (SWITZERLAND) AG	Database management systems	50,880.34
Switzerland	KONE (SUISSE) SA	Electrical installations maintenanc	409,685.12
Switzerland	ASCENSEURS SCHINDLER SA, Genève	Electrical installations maintenanc	141,510.62
Switzerland	OTIS SA	Electrical installations maintenanc	118,851.25
Switzerland	EGG-TELSA SA	Electrical installations maintenanc	88,535.33
Switzerland	INDUNI & Cie SA	Electrical installations maintenanc	74,155.52
Switzerland	APROTEC SA	Electrical installations maintenanc	54,178.92
Switzerland	OTIS SA	Electrical installations maintenanc	43,243.10
Switzerland	SECURELEC SA	Engineering services n.e.c.	31,178.73
Switzerland	FIRST CLIMATE (SWITZERLAND) AG	Environmental protection specialist	50,000.00
Switzerland	BABBERGER BRANDSCHUTZ AG	Fire installations maintenance and	365,514.83
Switzerland	MAX C. MEISTER AG	General building equipment rental a	72,148.44
Switzerland	J&B ENTRETIEN JARDINS BATIMENTS SA	General building maintenance and re	242,647.06
Switzerland	J&B ENTRETIEN JARDINS BATIMENTS SA	General building maintenance and re	225,552.05
Switzerland	ABDF - BONADEI T CHASSOT	General building maintenance and re	65,800.00
Switzerland	ABDF - BONADEI T CHASSOT	General building maintenance and re	65,799.30
Switzerland	ICVOLUNTEERS	GENERAL MANAGEMENT SERVICES	39,838.71
Switzerland	International SOS (SOS Assist. SA)	Health care delivery	185,370.33
Switzerland	SOC. EXPLOITATION HOTELS SEGHOR SA	Hotel industry	83,831.71
Switzerland	HOTEL GOLF RENE CAPT	Hotel industry	70,377.04
Switzerland	DUPONT DE NEMOURS INTERNATIONAL SA	Housing	100,000.00
Switzerland	HDI-GERLING Industrie Versicherung	Insurance	38,361.64
Switzerland	ZURICH COMPAGNIE D' ASSURANCE	Insurance	35,069.64
Switzerland	MERCER (Switzerland) SA	Insurance services, other	187,032.42
Switzerland	HDI-GERLING Industrie Versicherung	Insurance, other	416,817.14
Switzerland	HDI-GERLING Industrie Versicherung	Insurance, other	35,808.72
Switzerland	B+S INGENIEURS CONSEILS S.A.	Land surveying	33,088.24
Switzerland	ICVOLUNTEERS	Language	33,635.54
Switzerland	ICVOLUNTEERS	Language	30,309.22
Switzerland	HOMBURGER AG	Law	40,000.00
Switzerland	METALU SA	Locksmiths	43,526.79
Switzerland	SIEMENS SUISSE SA	MAINTENANCE AND REPAIR SERVICES	64,208.24
Switzerland	HUMANITARIAN + DEVELOPMENT NETWORK	Management advisory services	51,339.29
Switzerland	INGENIEURS-CONSEILS SCHERLER SA	Metal cutting industries	41,344.54
Switzerland	CAPGEMINI SUISSE SA	Office automation software	453,382.39
Switzerland	COLT Technology Services Sarl	Office equipment leasing and rental	450,940.00
Switzerland	SHARP ELECTRONICS (SCHWEIZ) AG	Office equipment leasing and rental	321,639.65

Major Contracts for Services Placed by Agency During 2011 (Contracts of \$30,000 or more)

AGENCY			Contract Value
Location of Supplier	Name of Contractor	Description of Services	USD
Switzerland	SHARP ELECTRONICS (SCHWEIZ) AG	Office equipment leasing and rental	70,607.33
Switzerland	SHARP ELECTRONICS (SCHWEIZ) AG	Office equipment leasing and rental	38,962.66
UNOG Continued			
Switzerland	SHARP ELECTRONICS (SCHWEIZ) AG	Office equipment leasing and rental	38,101.81
Switzerland	COLT Technology Services Sarl	Office equipment leasing and rental	34,267.52
Switzerland	SHARP ELECTRONICS (SCHWEIZ) AG	Office equipment leasing and rental	30,914.29
Switzerland	TYCO FIRE/ INTEGRATED SOLUTIONS SA	Office, computer and communication	148,047.01
Switzerland	OFAC SOCIETE COOPERATIVE	Office, computer and communication	46,823.22
Switzerland	ID INTEGRATED DATA SA	Office, computer and communication	37,587.01
Switzerland	OFAC SOCIETE COOPERATIVE	Office, computer and communication	37,045.22
Switzerland	DAREST INFORMATICA SA	Office, computer and communication	36,276.79
Switzerland	FONDATION DES IMMEUB. ORGAN.INTERN.	Organisational development	480,192.08
Switzerland	FONDATION DES IMMEUB. ORGAN.INTERN.	Organisational development	449,729.65
Switzerland	CENTRE INTERNATIONAL DE CONFERENCES	Organisational development	433,839.48
Switzerland	JOHNSON CONTROLS SYS & SERVICE SARL	Plumbing maintenance and repair	31,548.66
Switzerland	FACHLABOR GUBLER AG	Printing services	148,436.48
Switzerland	FONDATION DES IMMEUB. ORGAN.INTERN.	Real estate services	4,139,447.00
Switzerland	CGi Immobilier	Real estate services	1,153,420.29
Switzerland	CGi Immobilier	Real estate services	1,055,069.38
Switzerland	FONDATION DES IMMEUB. ORGAN.INTERN.	Real estate services	738,504.67
Switzerland	CGi Immobilier	Real estate services	553,541.55
Switzerland	CGi Immobilier	Real estate services	548,184.70
Switzerland	CGi Immobilier	Real estate services	486,126.05
Switzerland	CGi Immobilier	Real estate services	357,388.01
Switzerland	DUPONT DE NEMOURS INTERNATIONAL SA	Real estate services	355,000.00
Switzerland	FONDATION DES IMMEUB. ORGAN.INTERN.	Real estate services	340,268.01
Switzerland	FONDATION DES IMMEUB. ORGAN.INTERN.	Real estate services	332,754.21
Switzerland	CGi Immobilier	Real estate services	316,927.60
Switzerland	CGi Immobilier	Real estate services	190,781.80
Switzerland	CGi Immobilier	Real estate services	149,306.88
Switzerland	CGi Immobilier	Real estate services	87,903.23
Switzerland	CGi Immobilier	Real estate services	85,962.15
Switzerland	FONDATION DES IMMEUB. ORGAN.INTERN.	Real estate services	83,202.53
Switzerland	CGi Immobilier	Real estate services	72,867.88
Switzerland	CGi Immobilier	Real estate services	48,224.04
Switzerland	SIEMENS SUISSE SA	Security installations maintenance	218,313.35
Switzerland	NEXTIRAONE SUISSE SARL	Security installations maintenance	131,714.22
Switzerland	NEXTIRAONE SUISSE SARL	Security installations maintenance	101,912.58
Switzerland	SIEMENS SUISSE SA - BUILDING TECH	Security installations maintenance	87,802.02
Switzerland	IFFLAND FRERES SA	Security installations maintenance	71,824.73
Switzerland	IFFLAND FRERES SA	Security installations maintenance	45,089.69
Switzerland	TYCO FIRE/ INTEGRATED SOLUTIONS SA	Security installations maintenance	41,496.76
Switzerland	COMSOFT DIRECT SA (SOFTWARE)	Software installation	38,835.97
Switzerland	EGG-TELSA SA	Special purpose equipment maintenanc	66,802.16
Switzerland	SYMETRIA AG	Specialised communications systems	37,799.45
Switzerland	LANEXPERT SA	System design and development	33,605.60
Switzerland	CD TRAINING	Technical vocational training	45,138.06
Switzerland	CD TRAINING	Technical vocational training	43,870.97
Switzerland	LA POSTE	Transport	1,280,262.00
Switzerland	JETIVIA SA	Transport	779,946.00
Switzerland	TNT SWISS POST AG	Transport	663,301.00
Switzerland	ORDEM SA	Transport	549,739.00
Switzerland	AMERICAN EXPRESS Int.	Travel	27,185,597.00
Switzerland	OCE (Schweiz) AG	Vendor-specific software support an	725,552.05
Switzerland	IBM (SUISSE)	Vendor-specific software support an	351,733.98
Switzerland	IBM (SUISSE)	Vendor-specific software support an	340,749.38
Switzerland	NEXTIRAONE SUISSE SARL	Vendor-specific software support an	237,365.10
Switzerland	DIFFINCO S.A.	Vendor-specific software support an	89,387.50
Switzerland	DIFFINCO S.A.	Vendor-specific software support an	89,387.50
Switzerland	COMSOFT DIRECT SA (SOFTWARE)	Vendor-specific software support an	70,262.40
Switzerland	VenTek International SA	Vendor-specific software support an	58,000.00
Switzerland	SOGETI SUISSE SA	Vendor-specific software support an	52,405.50
Switzerland	DIFFINCO S.A.	Vendor-specific software support an	50,000.00
Switzerland	DIFFINCO S.A.	Vendor-specific software support an	46,462.50
Switzerland	DIFFINCO S.A.	Vendor-specific software support an	46,462.50
Switzerland	DIFFINCO S.A.	Vendor-specific software support an	46,462.50
Switzerland	SYBASE (SUISSE) GmbH	Vendor-specific software support an	44,712.00
Switzerland	SOGETI SUISSE SA	Vendor-specific software support an	42,007.00
Switzerland	DL GROUP GMG	Vendor-specific software support an	41,121.61
Switzerland	BECHTLE SUISSE ROMANDE	Vendor-specific software support an	40,486.43
Switzerland	ID INTEGRATED DATA SA	Vendor-specific software support an	35,900.00
Switzerland	ID INTEGRATED DATA SA	Vendor-specific software support an	35,336.50
Switzerland	ID INTEGRATED DATA SA	Vendor-specific software support an	35,326.90
Switzerland	EMC COMPUTER SYSTEMS SA	Vendor-specific software support an	34,578.20
United Kingdom	SAVVIS UK LIMITED	Data communications systems	100,046.68
United Kingdom	SAVVIS UK LIMITED	Data communications systems	51,787.31
United Kingdom	WILLIS Limited	Insurance, other	189,274.45
United Kingdom	SAVVIS UK LIMITED	OPERATIONS, MAINTENANCE AND SUPPORT	49,375.00
United Kingdom	SAVVIS UK LIMITED	OPERATIONS, MAINTENANCE AND SUPPORT	34,500.00
United States of America	FANTASY INTERACTIVE (FI)	COMMUNICATIONS AND MASS MEDIA	55,000.00
United States of America	TRIGYN Technologies Inc.	COMPUTER RELATED SERVICES N.E.C.	129,000.00
United States of America	TRIGYN Technologies Inc.	COMPUTER RELATED SERVICES N.E.C.	43,000.00
United States of America	TRIGYN Technologies Inc.	Management advisory services	249,320.00
United States of America	TRIGYN Technologies Inc.	Management advisory services	90,000.00
United States of America	TRIGYN Technologies Inc.	Management advisory services	68,310.00
United States of America	TRIGYN Technologies Inc.	Management advisory services	63,500.00
United States of America	TRIGYN Technologies Inc.	Management advisory services	46,500.00
United States of America	TRIGYN Technologies Inc.	Management advisory services	30,000.00
United States of America	EMERGING MARKETS COMMUNICATIONS LLC	Satellite communications	48,550.00
United States of America	ENVIRONMENTAL SYSTEMS RESEARCH INST	Software installation	57,200.00
United States of America	EX LIBRIS (USA) INC	Vendor-specific software support an	52,029.54
United States of America	EX LIBRIS (USA) INC	Vendor-specific software support an	51,009.44
UNON			
Afghanistan	GHULAM SEDIQ SEDIQ HEAD OF CHARIKAR MUNICIPALITY	AoC 11-018 Charikar Municipality supply and delivery of machinery for city solid waste collection	100,000.00
Afghanistan	Elyas Aryobi Construction comapny	Construction of Road Paving Zwork and side Drains around UN-Habitat	41,258.00
Afghanistan	Aria Baharistan Company	Construction of Two Storey building in UN-Habitat Kabul Main office	39,086.00
Afghanistan	ZOHOR AHMAD HEAD OF AMSCC	FUNDS OBLIGATED FOR CIDAKDHSC146.11- AMSCC-ELECTRICITY EXTENSION PROJECT	67,949.00
Afghanistan	QHCC- QUDRATULLAH HELMAND WALL CONSTRUCTION COMPAN	FUNDS OBLIGATED FOR DFIDHELSC03.11-QHCC	59,363.00
Afghanistan	EGHCC IN HELMAND	FUNDS OBLIGATED FOR DFIDHELSC51.11- EGHCC- COSNTRUCITON OF 2050 M SECONDARY DRAIANGE AND 10 RC CULVERTS	70,484.00
Afghanistan	CCC- COMMUNITY CONSTRUCTION COMPANY	FUNDS OBLIGATED FOR DFIDHESLC48.-CCC	124,304.00
Afghanistan	SHADAB KABUL CONSTRUCTION COMPANY	FUNDS OBLIGATED FOR EC7KBLSC58.11- SKCC- SUPPLEMENT ITEMS FOR KABUL MUNICIPALITY	32,224.00
Afghanistan	Ningarhar Vehicle Rent	FUNDS OBLIGATED FOR Nangarhar Vehicle Rent Jul-Dec 2011	39,252.38
Afghanistan	Bamyan Vehicle Rent	FUNDS OBLIGATED FOR Bamyan Vehicle Rent for Jul-Dec 2011.	50,188.91
Afghanistan	LUTFULLAH LUTFI HEAD OF ALCC	FUNDS OBLIGATED FOR CIDAKDHSC124.11- ALCC- INSTALLATION OF SUBMERSIBLE PIPE	54,350.00
Afghanistan	AHMAD SHEKIB RAFI HEAD OF CGC	FUNDS OBLIGATED FOR CIDAKDHSC143.11-CGC- TOPOGRAPHICAL SURVEY IN KANDAHAR	53,900.00
Afghanistan	BWBCC IN KANDAHAR	FUNDS OBLIGATED FOR CIDAKDHSC147.11- BWBCC- IMPROVEENT OF EXISTING WELL COMPONENTS IN KANDAHAR	67,278.00

Major Contracts for Services Placed by Agency During 2011 (Contracts of \$30,000 or more)

AGENCY			Contract Value
Location of Supplier	Name of Contractor	Description of Services	USD
Afghanistan	AHMAD SARWAR HEAD OF OACC	FUNDS OBLIGATED FOR CIDAKDHSC96.09-OACC- MUNICIPALITY	46,198.00
UNON Continued			
Afghanistan	KHAN MOHAMMAD HEAD OF HJCC	FUNDS OBLIGATED FOR DFIDHELSC41.11- HJCC- CONSTRUCTION OF DRAINAGE AND 15 CULVERTS	59,196.00
Afghanistan	mohammad naseer head of COMMUNITY CONSTRUCTION COM	FUNDS OBLIGATED FOR DFIDHELSC48.11-CCC-CONSTRUCTION FO FINAL PORTION OF MUNICIPALITY	124,304.00
Afghanistan	NJCC NASER JAWED COSNTRUCITON COMPANY	FUNDS OBLIGATED FOR DFIDHELSC49.11-NJCC- WATER TOWER CONSTRUCTION	56,115.00
Afghanistan	ABDUL NAZIF MASOOD CONSTRUCTION O COMPANY(NMCC)	FUNDS OBLIGATED FOR EC7JALSC28.11- CONSTRUCTION OF BOUNDARY WALL IN SHEIKH MESRI	49,188.00
Afghanistan	Herat Vehicle Rent	FUNDS OBLIGATED FOR Hirat Vehicle Rent Jun-Dec 2011.	49,874.95
Afghanistan	NNCC- NAJIBULLAH NOORI CONSTRUCTION COMPANY	FUNDS OBLIGATED FOR LDFIDHELSC02.11-NNCC	53,115.00
Afghanistan	Balkh Vehicle Rent	FUNDS OBLIGATED FOR Mazar Vehicle Rent for Jun-Dec 2011.	60,207.00
Afghanistan	HIGH GOAL INNOVATION COMPANY	FUNDS OBLIGATED FOR PACCS2PARSC24-11- CONSTRUCTION OF MUNICIPALITY BUILDING IN CHARIKAR	134,054.00
Afghanistan	AMCC -FOUR DEEP TUBE WELLS IN KANDAHAR	FUNDS OBLIGATED FORAMCCC under CIDAKDHSC8.11 for 4 deep wells	33,800.00
Afghanistan	IARCC(IBRAHIMI AFGHAN CONSTRUCTION COMPANY)	FUNDS OBLIGATED FORCIDAKDHSC125.11- BOLDAK CLINIC	42,024.00
Afghanistan	IO Global Services PVT. LTD	Internet cost for Kabul Main office, Farah, Parwan, Herat, Panjshir, Bamyan, Ghor and Mazar office from 1 May to 31 Oct. 2011	56,850.00
Afghanistan	ASADULLAH HEAD OF OSCC	Omid Stori Construction Company for construction of 2,500N3 Capacity reinforced concrete ground Reservoir Loyawala	385,326.00
Afghanistan	New Bost Construction Co. Ltd	SC11-002 New Bost Construction Company NBCC for upgrading /rehab. of cereal market in Lashkar Gah, Afghanistan4mths 20Apr-19Aug11	211,619.00
Afghanistan	ASADULLAH HEAD OF OSCC	SC11-005 OSCC under EC7 D274-2103 6mths 24May-23Nov11	143,814.00
Afghanistan	LUTFULLAH LUTFI HEAD OF ATLAS LUTFI CONSTRUCTION C	SC11-006 J.V Pars Afghan & Atlas Lutfi Construction Co.for Supply & laying of water distrib.pipe lines at Loyawala, Kandahar WSS, AFG.	921,936.00
Afghanistan	MURSAL RAIHAN CONSTGRUCITON COMPANY	SC11-007 Mursal Raihan Construction Company (MRCC) for construction ofd 8 classes school in Nangarhar, Afghanistan	147,662.00
Afghanistan	Kabul Vehicle Rent	To obligate the fund for Kabul Vehicle Rent for Jun-Dec 2011.	84,295.37
Afghanistan	Kapisa Vehicle Rent	To obligate the fund for Kapisa Vehicle Rent for Jul-Dec 2011.	64,883.87
Afghanistan	Parwan Vehicle Rent	To obligate the fund for Parwan Vehicle Rent for Jul-Dec 2011.	35,129.14
Antigua and Barbuda	JOLLY BEACH RESORT	Hotel and Conf. Serv during the Caribbean Ozone Officers Mtng. Mar 1-3, 2011	37,277.00
Belgium	RADISSON BLU ROYAL HOTEL	Commercial contract for meeting venue, hospitality & audiovisual arrangements during 6th Resource Panel meeting, Brussels, Belgium, 28 May - 2 June 2010 as per quotes of 24 Feb & 11 March & UN general conditions of contract.	32,385.32
Canada	REVENU QUEBEC	2011 medicare contribution for G.S.	36,605.75
Canada	REVENU QUEBEC	2011 MEDICARE CONTRIBUTIONS TO THE QUEBEC GOVERNMENT FOR SCBD STAFF FUNDED UNDER OTA.	67,661.69
Canada	SITQ CENTRE DE COM. MONDIAL DE MONTREAL	2011 OFFICE RENT, STORAGE & UTILITIES.	1,363,464.53
Canada	PSAV Presentation Services	Audio visual equipment rental services for ABS, SBSTTA 15, and 8J meetings in Montreal, Canada from 29 Oct. to 11 Nov. 2011.	35,669.82
Canada	Run at Server Consulting Inc.	CHM Contractor ICT Expertise	51,236.36
Canada	ICAO	CONFERENCE ROOM, EQUIPMENT & SECURITY, (SBSTTA-15, ART 8(J) -7.	142,734.39
Canada	IISD	E-Learning Strategy and Knowledge Sharing for SEED Initiative	40,000.00
Canada	VCR Active Media	For the creation of a corporate video for the en.lighten Initiative as per Terms of Reference and price quotation.	39,975.00
Canada	BELL CANADA	Funds obligated to cover the cost of telephone calls for 2010.	53,710.94
Canada	BELL CANADA	Funds obligated to cover the cost of telephone calls for 2011.	58,016.88
Canada	TNT INTERNATIONAL EXPRESS LTD	Funds obligated to cover the cost related to mail-outs and shipments to CBD meetings for 2011.	94,748.20
Canada	TELUS QUEBEC	Funds obligated to cover the telecommunication costs for 2011.	41,992.19
Canada	ICAO	Interpretation costs (including air fares and DSA) for SBSTTA 15 & Art. 8j (7).	300,000.00
Canada	SITQ INC.- 1000 de la Gauchetiere	JAN - DEC 2012 RENTAL OF PREMISES FEES PLUS GST & PST TAXES FOR UNMFS.	763,477.16
Canada	VINCIPARK	JAN - DEC 2012 RENTAL PARKING FEES PLUS GST & PST TAXES FOR UNMFS.	53,243.76
Canada	GLOBESCAN INCORPORATED	Market study and communications plan for UNERP's resource efficiency sub-programme	80,000.00
Canada	MULTICORPORA R&D INC.	Multitrans Maintenance and Support Contract.	37,846.00
Canada	Solutions TLM	Outsourcing of Info and com. tech.	54,139.81
Canada	ICAO	Rental costs for ICAO facilities for the 63rd & 64th Meetings of the Executive Committee.	70,479.62
Canada	ICAO	RENTAL OF CONFERENCE FACILITIES FOR ICNP-1 FROM 3-10 JUNE 2011.	71,167.23
Canada	VINCIPARK	RENTAL OF PARKING JAN TO DEC 2011	49,656.18
Canada	SITQ INC.- 1000 de la Gauchetiere	RESERVATION OF FUNDS FOR RENTAL OF PREMISES JAN -DEC 2011 PLUS TAXES	827,023.47
Canada	REVENU QUEBEC	SCBD MEDICARE CONTRIBUTION FOR 2011. BASED ON ESTIMATE (CAD 28130 X 12MONTHS = CAD 337560). PLUS ADDITIONAL AMOUNT DUE TO INCREASE IN STAFF.	398,616.43
Canada	SITQ CENTRE DE COM. MONDIAL DE MONTREAL	SCBD TENANT IMPROVEMENT WORKS FOR SUITES 620 AND 630.	121,575.47
Canada	SITQ CENTRE DE COM. MONDIAL DE MONTREAL	SCBD TENANT IMPROVEMENT WORKS FOR SUITES 620 AND 630.	42,996.51
Canada	Station Mont-Tremblant	Staff retreat at Mont-Tremblant January 2011.	35,935.61
Canada	Solutions TLM		45,000.00
Chad	BUREAU D'APPUI SANTE ENVIRONNEMENT (BASE)	RECRUITMENT OF AN INSTITUTIONAL CONTRACTOR FOR MADJORIO	196,726.45
Chad	SACIS	REHABILITATION OF PROJECT OFFICES IN DURAH, ND' JAMENA	135,851.72
China	Kempinski Hotel Xi'An	ACCOMMODATION FOR REGIONAL WORKSHOP FOR EAST, SOUTH & SOUTHEAST ASIA ON UPDATING NBSAPs 9-16 MAY 2011, CHINA.	46,680.00
China	NEXANT COMMERCIAL INFORMATION CONSULTING (SHANGHAI)	TECHNICAL AUDIT OF 31 HCFC PRODUCING PLANTS IN CHINA	157,500.00
Colombia	INVERSIONES TURISTICAS DEL CARIBE LTDA. Y COMPANIA	Accommodation, meals, and conference services, ref. Regional Training Programme Coastal Marine Zones. ROLAC	92,000.00
Colombia	GRUPO HOTELERO MAR Y SOL S.A.	Accommodation, meeting facilities and meal charges for the 5th Project steering committee and regional workshop. Colombia - 29June - July 1, 2011. RSQN 8386	37,210.61
Denmark	GDnatur	To act as the coordinator for the UNEP/ASCOBANS North Sea Harbour Porpoise Conservation Plan acc. TOR attached	48,745.08
Denmark	DANISH INTERPRETATION SYSTEMS	To pay retention fee as the contract CON/UNON/07/053	145,164.96
Djibouti	OMINCO GROUP LTD	Funds to cover August 2011 Invoice from Money Vendor	74,529.97
Djibouti	OMINCO GROUP LTD	Funds to cover December 2011 invoice from money vendor	32,679.24
Djibouti	OMINCO GROUP LTD	Funds to cover money vendor invoice for April 2011.	33,007.45
Djibouti	OMINCO GROUP LTD	Funds to cover money vendor invoice for June 2011	39,708.32
Djibouti	OMINCO GROUP LTD	July 2011 Invoice to money vendor.	37,101.20
Djibouti	OMINCO GROUP LTD	September 2011 invoice from money vendor.	31,081.45
Djibouti	OMINCO GROUP LTD	TAWAKAL SETTLEMENTS (AL-NAJAH TRADING COMPANY - TOTAL AMOUNT \$573,663.20+ \$ 8,604.97 = \$ 582,268.17)	582,268.17
Djibouti	OMINCO GROUP LTD	TAWAKAL SETTLEMENTS(JIBCONN - TOTAL AMOUNT \$ 284,949.02 + \$ 4,274.23 = \$ 289,223.25)	289,223.25
Ecuador	HOTEL COLON INTERNACIONAL C.A.	ACCOMMODATION AND MEETING COSTS FOR REDD+ AND NBSAP MEETINGS IN QUITO, ECUADOR IN JULY 2011.	37,317.78
Fiji	TANOA HOTELS	ACCOMMODATION (STAFF & DELEGATES) & CONFERENCE COSTS FOR NBSAP & PoWPA MEETINGS IN OCTOBER 2011 IN FIJI.	34,793.53
France	YATEO	Design & development of the online SCP Knowledge Management Desk as per our TOR, your proposal No C-1523-UNE & attached UN general conditions of contract.	68,152.04
France	UNIVERSITE DE PERPIGNAN VIA DOMITIA	Dev. of a modeling system to facilitate the assessment of inputs of nutrients into the Marine env (rivers)-CEFREM	86,173.00
France	CIMAIL SOLUTIONS	Order of services to digitize OzonAction programme institutional documents and purchase of the electronic document capture CIMAIL Easyfolder Capture software as per proposal of 27 May from D. Pilastre.	37,007.28
France	CHECK-IN FILMS	Production of short documentary on alternatives for HCFCs as per quote and technical proposal.	39,260.48
France	SCPI PATRIMOINE FONCIER	Rental of DTIE premises 2011 - 15 rue de Milan	431,192.66
France	SCPI PATRIMOINE FONCIER	Rental of DTIE premises 2011 - 15 rue de Milan	381,913.50
France	SCPI PATRIMOINE FONCIER	Rental of DTIE premises 2011 - 15 rue de Milan	218,008.19
France	SCPI PATRIMOINE FONCIER	Rental of DTIE premises 2011 - 15 rue de Milan	218,008.18
France	FRANCE LIBERTES - FONDATION DANIELLE MITTERRAND	Rental of DTIE premises 22 rue de Milan - 2011	66,788.99
France	FRANCE LIBERTES - FONDATION DANIELLE MITTERRAND	Rental of DTIE premises 22 rue de Milan - 2011	59,155.96
France	FRANCE LIBERTES - FONDATION DANIELLE MITTERRAND	Rental of DTIE premises 22 rue de Milan - 2011	33,725.13
France	FRANCE LIBERTES - FONDATION DANIELLE MITTERRAND	Rental of DTIE premises 22 rue de Milan - 2011	32,440.37
France	SECURITAS FRANCE SARL	to cover 2011 security costs for DTIE offices 15 & 22 rue de Milan, Paris.	48,821.10
France	SECURITAS FRANCE SARL	to cover 2011 security costs for DTIE offices 15 & 22 rue de Milan, Paris.	43,241.55
France	FEDERAL EXPRESS (FEDEX)	to cover DTIE Fedex costs for 2011	37,421.49

Major Contracts for Services Placed by Agency During 2011 (Contracts of \$30,000 or more)

AGENCY			Contract Value
Location of Supplier	Name of Contractor	Description of Services	USD
France	CHECK-IN FILMS	To produce a documentary on Antarctic Ozone Hole	45,202.65
UNON Continued			
Germany	Concorde Deutschland GmBH	Cost of lunch, coffee breaks and accomodation for 22 persons travelling to Berlin from 27 Feb 06 March- at Concorde hotle	63,000.00
Germany	ENERGIEBAU SOLARSTROMSYSTEME GmbH	Design, Supply, Installation & Maintenance of a Solar Photo Voltaic (PV) System	1,045,525.00
Germany	PERSPECTIVES GMBH	Feasibility study on the development of an urban CDM for the City of Gwangju - S.Korea	34,400.00
Germany	Berlin Los Angeles Platz Value Added 1, GmbH&Co.KG	Obligation of funds to pay for hotel conference services	37,706.67
Germany	Berlin Los Angeles Platz Value Added 1, GmbH&Co.KG	Obligation to reserve fund for payment of hotel and conference services	40,000.00
Germany	BIPRO GMBH	Technical input to UNEP s Flexible Framework Initiative for Chemical Accident Prevention and Preparedness as per our TOR and your quote of 30 June 2011.	39,950.00
Germany	WESTTOURS TRAVEL	To provide delegates for COP 10 and related meetings with flight tickets , meetings taking place 17.-27.11.11 in Bergen, Norway	59,059.20
Germany	WESTTOURS TRAVEL	To provide flight tickets for delegates and experts for the COP 10 of UNEP/CMS and related meetings in Bergen, Norway , taking place 17.-27.11.11	34,855.23
Greece	LANDA AXTE - AMATHUS BEACH HOTEL RHODES	Amathus Hotel Rhodes organisation of the MEDPOL FP Meeting accomodation and equipment 25-27 May 2011	45,215.96
Greece	DIVANI CARAVEL HOTEL	Payment of MAP FP Meeting , Venue, Catering 28//11-01/12/2011-pre enc:9163,9196,9057	35,073.83
Greece	HELLENIC NARIONAL RESEARCH INSTITUTE	PAYMENT OF RENTAL FOR THE PREMISES FOR 2011	100,451.29
Greece	HELLENIC NARIONAL RESEARCH INSTITUTE	Rent for the office premises for the months July to December 2011	100,317.12
Grenada	GRENADA GRAND BEACH RESORT	ACCOMMODATION & MEETING COSTS FOR REGIONAL W/S FOR CARRIBEAN COUNTRIES ON UPDATING NBSAPs, 16-23/10/2011, GRENADA.	32,580.99
Honduras	Escuela Agricola Panamericana Inc.	Capacity building	38,780.00
Honduras	Instituto Regional de Biodiversidad	Capacity building SSA	38,780.00
Hungary	CEEWeb for Biodiversity	Consultancy on TEMATEA	70,000.00
Iraq	Silyah Company	CNSP/NA/001, construction of new four classrooms school (Taj Al-Deen) in Nassiriya	195,810.00
Iraq	Al-Mohandis Al-Alimiya Company	CNSP/NA/002, construction of new four classrooms school (Ali Al-Akbar) in Thi-Qar	211,825.00
Iraq	Al-Hadi Al-Motaheda Company	construction of new 6 classrooms school in Souk Al-Sheoukh District, ThiQar Governorate	230,914.00
Iraq	Al-Bihja Alimiya Company	construction of new 4 classrooms school (Qana) in Souk Al-Sheoukh District/ ThiQar Governorate	220,000.00
Iraq	Ronak Company	CNSP/SLH/001, construction of new four classrooms in Salahaddin	175,418.00
Iraq	Al-Sibahi Company	construction of new four classrooms primary school (Al-Farajia) in Salahaddin	200,000.00
Iraq	Wahij Al-Binaa Company	CNSP/SLH/003, construction of new six classrooms school (Al-Sabreen) in Salahaddin	184,670.00
Iraq	ARA COMPANY	CNSP/SUL/001, Construction of 4 classrooms in Sutka Village in Sulaymaniya	187,778.00
Iraq	AWA Company	construction of new six classrooms school in Khana Qabela village in Sulaimaniyah	221,752.00
Iraq	BINAYE COMPANY	construction of new four classrooms school in Bayzawa village, Sulaymaniya	199,000.00
Iraq	QASEM COMPANY	construction of new 6 classrooms (Sorean) in Said Sadiq District/ Sulaimaniya Governorate	197,129.00
Iraq	Ardh Al-Borhan Company	construction of 50 new houses for IDP's/ returnees in Nassiriya, ThiQar Governorate	664,915.00
Iraq	Najmat Al-Sabah Company	LADPR/NA/002, construction of multi purpose hall in Al-Fuhood District in Nassiriya	63,416.00
Iraq	Al Adham Engineering Services Co. Ltd	Supply of garbage containers for Anbar Municipality	71,500.00
Iraq	Al Adham Engineering Services Co. Ltd	Supply of garbage containers for Thi Qar Municipality	70,200.00
Iraq	AL-SAYDAH GENERAL CONTRACTING CO. LTD	Construction of Solid waste Management Workshop for Vehicle Maintenance-2	280,000.00
Iraq	AL-BADRAN TRANSPORT AND CONTRACTING COMPANY	construction of 32 Houses for IDP/returnees in Zubatya District/Wasit Cov.	190,800.00
Iraq	Anbar Technical Institute	Training of unemployed Youth and contractors in Anbar	75,000.00
Ireland	MICROSOFT EUROPEAN OPERATIONS CENTRE	Payment for Microsoft Enterprise Agreement 2011 Licences	392,301.65
Israel	ORAD CONTROL SYSTEM	Maintenance contract by ORAD for the period from February 2010 to January 2011 for BMTU	781,250.00
Israel	ORAD CONTROL SOLUTIONS LTD	PACT II - PROVISION OF ACCESS CONTROL TECHNOLOGY, PHASE 2	4,550,657.97
Italy	SGI STUDIO GALLI INGEGNERIA S.P.A	Functional Review, Service Delivery Models and Strategic Roadmap for the Water and Sanitation Sector in Iraq	364,125.00
Italy	Food and Agriculture Organization (FAO)	Reobligate OBMO 54205 (2009) MoU between FAO and UNEP for Sudan to provide framework of cooperation to provide a sustainable management system for prevention, restoration and protection of the environment.	68,182.00
Italy	WIND TELECOMUNICAZIONI S.P.A.	WIND TELECOM	127,785.06
Jamaica	RITZ CARLTON GOLF & SPA RESORT	Accommodation, Food and Meeting facilities for the hosting of AMEP workshop in Montego Bay at the Ritz Carlton. Sept 16-20, 2011. RSQN # 8785	50,000.00
Jamaica	RITZ CARLTON GOLF & SPA RESORT	Being accommodation, food and meeting facilities for the 14th IGM to be held in Montego Bay, Jamaica. RSQN # 7257	166,938.00
Jordan	The Amman Institute for Urban Development	Amend the agreement with Amman Institute by adding additional activities (this is and additional fund under the same AoC- OBMO NO 73648 was already created	42,497.00
Jordan	The Amman Institute for Urban Development	AoC with Amman Institute for Urban Development from 01/12/2010-31/10/2011	299,792.00
Jordan	The Amman Institute for Urban Development	AoC with Amman Institute for Urban Development from 01/12/201-31/10/2011	299,792.00
Jordan	NASAAM AMWAG AL-KALEG	CNSP/SLH/004, Construction of 6 new classrooms (AL-Shuhadaa) in Al-Eshaki District in Salahaddin Governnorate	222,663.00
Jordan	LE MERIDIEN AMMAN	Covering the cost of accomodation and coffee break for Le-Merifien hotel provided for three workshops held in Amman	31,030.00
Jordan	DAHLAN TOUR & TRAVEL	Dahlans' invoices from 21/April/2011 to 12/May/2011	93,197.22
Jordan	LE MERIDIEN AMMAN	Payment to cover the cost of accomodation, lunch, and coffee break for meeting participants during the International conference on decentralization from 08-10 May 11	32,064.95
Jordan	UNITED NATIONS ASSISTANCE MISSION FOR IRAQ (UNAMI	Previouce UNAMI invoices from Dec. 2010 to April 2011	39,381.59
Jordan	AL SAMI GENERAL TRADE COMPANY LTD.	Recruitment of twoUrban Planning Consultant and two Economic Development training consultant and one Urban Planning Training Consultant in KRG	77,440.00
Jordan	AL SAMI GENERAL TRADE COMPANY LTD.	Recruitment of Mr. Abdulsalam Khurshid from 01/01/2011 till 30/06/2011	37,335.00
Jordan	AL SAMI GENERAL TRADE COMPANY LTD.	School desks for Sulaymaniah Mud Schools for the contract no. CNSP/SUL/F/001	30,000.00
Jordan	Al-Wisam Consulting Ltd. Co. (MEDAL)	To cover the contract of MEDAL to conduct FS Workshop 11-13/12/2011 in Amman	55,400.00
Jordan	MORAD ABDUL LATEEF ALI MOHAMAD	training of youth and contractors in Basrah	75,000.00
Jordan	UNITED NATIONS ASSISTANCE MISSION FOR IRAQ (UNAMI	UNAMI's invoices from 6/12/2010 to 23/May/2011	37,134.84
Jordan	DAHLAN TOUR & TRAVEL	Various Dahlan's invoices from 17/Aug/2010 to 10/Dec/2010	33,379.76
Jordan	DAHLAN TOUR & TRAVEL	various invoices and pending invoices for 2010	46,945.60
Jordan	DAHLAN TOUR & TRAVEL	various invoices for Dahlan from 11/Dec/2011 to 21/Feb/2011	37,040.45
Jordan	DAHLAN TOUR & TRAVEL	various invoices from 16-Feb-2011 to 20-March 2011	40,311.85
Kenya	KENMAS CONTRACTORS & SUPPLIERS LTD	1.1 Funds reserved for contract for construction of water treatment plant in Homa Bay, LVWATSAN.	185,000.00
Kenya	KENMAS CONTRACTORS & SUPPLIERS LTD	1.1 Funds to cover consultancy services with M/s KENMAS Contractors & Suppliers Ltd for surveys, detailed design and development of tender documents under LVWATSAN II in Homa Bay - Kenya	159,532.00
Kenya	MON-CONS GENERAL CONTRACTORS LTD	1.1 Funds to cover contract with M/s MONCONS General Contractors Ltd. for Civil, Construction & Plumbing Works in Kisii town - Kenya, LVWATSAN Programme.	154,412.00
Kenya	MON-CONS GENERAL CONTRACTORS LTD	1.1 Re-obligation of Closed OBMO 64171. 1.1 Funds to cover contract with M/s MONCONS General Contractors Ltd. for Civil, Construction & Plumbing Works in Kisii town - Kenya, LVWATSAN Programme.	60,000.00
Kenya	KENMAS CONTRACTORS & SUPPLIERS LTD	1.1. Funds for contract with Kenmas Contractors & Suppliers Ltd.	339,659.00
Kenya	PROFESSIONAL CONSULTANTS LTD	1.1. Funds to cover consultancy services with M/S Professional Consultants Ltd/Otieno Odongo & Partners for surveys, detailed design & development of tender documents under LVWATSAN II in Homa Bay - Kenya	79,319.00
Kenya	KENMAS CONTRACTORS & SUPPLIERS LTD	1.1. Funds to cover contract with Kenmas Contractors Ltd for supply and installation of pumpsets in Bondo and Homabay - LVWATSAN Kenya	250,000.00
Kenya	LOG ASSOCIATES	1.1. Funds to cover contract with M/s LOG Associates (2nd One) for consultancy services for surveys, detailed design & development of tender documents LVWATSAN II in Bondo - Kenya	43,812.00
Kenya	LOG ASSOCIATES	1.1. Funds to cover contract with M/s LOG Associates to provide consultancy services for surveys, detailed desin & development of Temder Documents in Kisii - LVWATSAN - Kenya	67,068.00
Kenya	GEYLAN COMPANY LTD	1.1: FUNDS TO COVER CONTRACT WITH M/S GEYLAN COMPANY LTD. FOR CIVIL, CONSTRUCTION & PLUMBING WORKS UNDER LONG TERM INTERVENTIONS IN KENYA.	462,484.80
Kenya	KENMAS CONTRACTORS & SUPPLIERS LTD	2.2.1(a) Funds reserved for contract for constructi	332,000.00
Kenya	MFI OFFICE SOLUTIONS	2010-2011 MFI Executive Offices charges	40,000.00
Kenya	ELITE COMPUTERS LTD	Additional funds for payment of Consumables (Clicks) for UNON DCS for 2011	30,204.26
Kenya	PATHCARE KENYA LTD.	Additional funds FOR PAYMENT OF INVOICE NO. PCK/INV 2941 AND PCK/INV 3007	82,078.49
Kenya	COAST INDUSTRIAL & SAFETY	Admin 2.2.1.a) To cover M/s Coast Industrial and Safety Supplies under contract agreement with M/s Lake Vic South Water Services Board for supply of water meters, valves, pipes & fittings	118,447.00
Kenya	CELTEL KENYA LTD	Airtel Mobile phone bills for 2011	35,985.00
Kenya	B EGLIN WOODS ARCHITECTS & INTERIOR DESIGNS	ARCHITECTURAL SERVICES FOR THE CONSTRUCTION OF NEW OFFICE FACILITIES	601,487.42

Major Contracts for Services Placed by Agency During 2011 (Contracts of \$30,000 or more)

AGENCY			Contract Value
Location of Supplier	Name of Contractor	Description of Services	USD
Kenya	GALLAGHER POWER FENCING (E.A.) LTD.	Automated Gates-(cantelever and Swing Systems)	77,030.02
Kenya	VARSANI ENTERPRISES	Building and external services	737,496.39
Kenya	PARAPET LIMITED	cleaning services for UNRC	66,928.38

Major Contracts for Services Placed by Agency During 2011 (Contracts of \$30,000 or more)

AGENCY	Location of Supplier	Name of Contractor	Description of Services	Contract Value USD
	UNON Continued			
Kenya		PARAPET LIMITED	Cleaning services, sanitary and refuse collection	1,105,266.26
Kenya		CENTRAL ELECTRICALS INTERNATIONAL LTD.	Conference works-outstanding retention fee	35,008.00
Kenya		LAXMANBHAI CONSTRUCTION LTD.	CONSTRUCTION OF NEW OFFICE FACILITIES	10,790,554.90
Kenya		COMPUTECH LIMITED	Contract UNON/CON/2010/024, Maintenance Services for IMIS HP Servers for ICTS	33,500.00
Kenya		MFI OFFICE SOLUTIONS	Costs for Photocopiers for UNEP/DELCO 2011	43,000.00
Kenya		MICHAEL JONES SOFTWARE	Design & layout of state of the world cities report	48,000.00
Kenya		MICHAEL JONES SOFTWARE	Design & layout of state of the world cities report	41,000.00
Kenya		UPANDE LIMITED	Development of GWOPA website	85,500.00
Kenya		SECUREX AGENCIES (K) LTD	Dog and dog handler services	56,645.38
Kenya		SECUREX AGENCIES (K) LTD	Dog and dog handler services	32,376.86
Kenya		SPARR DRILLING COMPANY LTD	DRILLING, CONSTRUCTION, INSTALLATION, EQUIPPING, TESTING AND COMMISSIONING OF TWO BOREHOLES	106,526.27
Kenya		CENTRAL ELECTRICALS INTERNATIONAL LTD.	Electrical, mechanical and catering equipment maintenance contracts	279,951.89
Kenya		THE KENYA POWER & LIGHTING CO. LTD	Electricity bill for UN Recreation Centre (UNRC)	108,671.03
Kenya		HOMEBOYZ ENTERTAINMENT	Event organizing services for the UNEP Sasakawa prize award ceremony	49,651.14
Kenya		KOMAL CONSTRUCTION COMPANY LTD	EXPANSION OF UN RECREATION CENTRE	57,312.02
Kenya		VARSANI ENTERPRISES	EXTENSION OF BUS PARK	31,250.00
Kenya		SAFARICOM LIMITED	Funds for Div. of Security & Safety Safaricom charges for 2010-2011	40,177.54
Kenya		MFI OFFICE SOLUTIONS	Funds for MFI Global Division	45,696.66
Kenya		DIANI FLOWERS & LANDSCAPING LTD	Gardening and Landscaping services	53,478.63
Kenya		DIANI FLOWERS & LANDSCAPING LTD	Gardening services	493,631.16
Kenya		DIANI FLOWERS & LANDSCAPING LTD	Gardening Services	44,660.46
Kenya		LAXMANBHAI CONSTRUCTION LTD.	General Attendance for Installation of Solar Photo Voltaic (PV) System	54,937.16
Kenya		SAFARICOM LIMITED	Global Division Safaricom Mobile Phone Charges 2011	30,000.00
Kenya		IBM EAST AFRICA LIMITED	IBM Lotus Domino - Software Subscription and Support Renewal for ICTS (Winnie Kungu Ext 24098)	61,161.90
Kenya		SASINI COFFEE HOUSE LTD.	IGF Meeting, 27-30 September 2011	44,460.33
Kenya		COMPUTECH LIMITED	Implementation of Microsoft Active Directory (AD) using Windows Server 2008 R2. for ICTS (Winnie Kungu Ext 24098)	38,000.00
Kenya		CHANCERY WRIGHT INSURANCE BROKERS LTD	INSURANCE COVER FOR THE UN COMPLEX FROM JANUARY 2011 TO DECEMBER 2011	48,338.53
Kenya		PATHCARE KENYA LTD.	LABORATORY SERVICES FOR Joint Medical Services (JMS)	49,913.38
Kenya		PATHCARE KENYA LTD.	Laboratory tests for medical examination	46,602.23
Kenya		MULTILINE MOTORS (KENYA) LTD.	MAINTENANCE OF SECURITY X-RAY MACHINES (APRIL 2010 TO DECEMBER 2010).	51,555.50
Kenya		LAXMANBHAI CONSTRUCTION LTD.	Multi-Storey Car Park	1,140,835.19
Kenya		LAXMANBHAI CONSTRUCTION LTD.	Multi-Storey Car Park	1,129,062.88
Kenya		THE COPY CAT LTD	One-UNEP IT Support for Additional two Engineers as part of the One-UNEP Service Desk Support. UNON/07/051	92,562.24
Kenya		VARSANI ENTERPRISES	Open office renovation by Varsani	182,962.24
Kenya		VARSANI ENTERPRISES	OPEN OFFICE RENOVATION, UNON	147,125.13
Kenya		PEGRUME LTD	PABX Telephone System Maintenance - Pegrume Ltd.	125,000.00
Kenya		LAXMANBHAI CONSTRUCTION LTD.	Partition Fixing at the NOF	289,155.58
Kenya		WHITE ROSE DRYCLEANERS LTD	Payment for Laundry Services for Security & Safety Service	78,178.57
Kenya		TELKOM KENYA LTD	Payment of fiber optic connectivity - Telkom (K) Ltd.	1,021,500.00
Kenya		GLORY RENT A CAR	Payment to Glory rent a car for UNRC staff transport for 2010-2011	40,390.19
Kenya		MASON SERVICES LTD	Pest Control Management	45,122.17
Kenya		MFI OFFICE SOLUTIONS	PHOTOCOPYING AND PRINTING CHARGES YEAR 2011	35,000.00
Kenya		ECONOMIC HOUSING GROUP LTD.	PREFAB. CONSTRUCTION, UNSOA	358,837.24
Kenya		CAR & GENERAL	Prime Generator Set, to replace OBPS 5226 from previous biennium	42,386.00
Kenya		THE KENYA POWER & LIGHTING CO. LTD	Provision For Electricity	2,025,727.69
Kenya		G4S FIRE SERVICES	Provision of Fire Fighting Services of Fire Equipment.	55,000.68
Kenya		DIANI FLOWERS & LANDSCAPING LTD	Provision of gardening & landscaping Services by DFL	144,872.72
Kenya		MICROSOFT EAST AFRICA LTD	Provision of Micro-soft UN-Habitat Premier & Consulting services contracts - 240 premier hours(replacing OBPS 6141)	55,000.00
Kenya		PEGRUME LTD	Provision of open space data and telephone cabling works.	67,120.00
Kenya		MICROSOFT EAST AFRICA LTD	Renewal of Microsoft Premiere Support Contract	45,000.00
Kenya		KOMAL CONSTRUCTION COMPANY LTD	Renovation services of Block H3-Komal Construction	77,285.65
Kenya		GALLAGHER POWER FENCING (E.A.) LTD.	Repair of the UNON's electric fence.	78,288.82
Kenya		SAFARICOM LIMITED	Safaricom Bills 2011	50,000.00
Kenya		SAFARICOM LIMITED	SAFARICOM CHARGES YEAR 2011	75,000.00
Kenya		CAFE ROYALE	Settlement of Invoice Nos. 1983, 1982, 1979, 1974, 1970, 1988, 1975, 1975, 1985 & 1987 from Cafe Royale for catering services rendered during the month of Sept and October 2011	66,537.00
Kenya		TELKOM KENYA LTD	Settlement of Nov/Dec 2011 invoices.	80,000.00
Kenya		EASY COACH LIMITED	STAFF BUS TRANSPORT SERVICES	2,037,438.74
Kenya		APOLLO TOURS & TRAVEL LTD.	Taxi Expenses for the period to December 2011	91,960.43
Kenya		TNT EXPRESS WORLDWIDE	TNT POUCH SERVICES FOR 2011	100,000.00
Kenya		SAFARICOM LIMITED	To cover DCS 2010-2011 Telecommunication charges from Safaricom.	86,568.00
Kenya		SAFARICOM LIMITED	To cover DCS 2010-2011 Telecommunication charges from Safaricom.	33,112.00
Kenya		MFI OFFICE SOLUTIONS	To cover DCS cost for contractual rental of copiers from MFI Office Solution for the year 2010-2011.	239,005.66
Kenya		MFI OFFICE SOLUTIONS	To cover DCS cost for contractual rental of copiers from MFI Office Solution for the year 2010-2011.	42,763.51
Kenya		SAFARICOM LIMITED	To obligate funds to cover 2011 DCPI Communication costs.	60,000.00
Kenya		TABAKI FREIGHT SERVICES INTERNATIONAL LTD	To reserve funds for payment of pouch (Common Services) billings for 2010.	110,600.00
Kenya		GLORY RENT A CAR	To reserve funds for the evening after normal working hours shuttle.	265,000.00
Kenya		GLORY RENT A CAR	Transport services for Security Personnel	298,269.60
Kenya		MFI OFFICE SOLUTIONS	UNON Photocopy lease Charges for Section 28 UYN funded offices for 2010	42,750.00
Kenya		MFI OFFICE SOLUTIONS	UNON Photocopy lease Charges for Section 28 UYN funded offices for 2010	30,000.00
Kenya		SAFARICOM LIMITED	UNON Safaricom Charges for Section 28 UYN funded offices for 2010	54,500.00
Kenya		SAFARICOM LIMITED	UNON Safaricom GSM Gateway bills for 2010 and 2011.	163,000.00
Kenya		TELKOM KENYA LTD	UNON Telkom Kenya Bills for 2010 and 2011.	400,000.00
Kenya		CELTEL KENYA LTD	UNON Zain GSM Gateway Charges for 2010 and 2011.	31,500.00
Kenya		BURHANI ENGINEERS LIMITED	UPGRADE OF TRANSFORMER AND Electrical Distribution Switchgear in Plant Room East	174,862.68
Kenya		COMPUTECH LIMITED	User Support and Computer Maintenance Services (August - December 2011) for ICTS	120,805.76
Kenya		NAIROBI CITY WATER & SEWERAGE COMPANY LTD	WATER BILL FOR UNON COMPLEX	110,172.17
Malaysia		GRAND MILLENNIUM KUALA LUMPUR	UNEP MEETING IN MALAYSIA 12-13.10.11	30,184.28
Malta		PROGRESS PRESS LTD	Payment to Progress Press for printing of TEBB D2 reports in UN languages	45,895.50
Malta		PROGRESS PRESS LTD	Printing 1000 French Africa Water Atlas. Oct 2011	33,700.00
Netherlands		INTERMAX BV	INTERMAX CONTRACT	122,268.11
Norway		Scandic Bergen City Hotel	To provide accomodation (Scandic hotel Neptun Bergen) and Conference Service (microphones and meals for the Gorilla and GRASP Meeting) for the COP 10 and related meetings in Bergen/Norway, 17.-29.11.11	34,377.35
Norway		Scandic Bergen City Hotel	To provide accomodation for delegates and add. staff for the COP 10 of UNEP/CMS and related meetings, taking place 17.-27.11.11 in Bergen, Norway	94,982.94
Norway		Scandic Bergen City Hotel	To transfer DSA for delegates and consultants to the COP 10 and related meetings, taking place in Bergen, Norway , 17.-27.11.11	113,154.17
Norway		Scandic Bergen City Hotel	To transfer DSA for delegates and consultants to the COP 10 and related meetings, taking place in Bergen, Norway , 17.-27.11.11	109,439.12
Pakistan		Tourism Promotion Services Pakistan Limited	3rd floor office rent from feb to sep 2012	37,408.00
Pakistan		Fazal Naeem Rent A Car	Amendment in Con No. CON/UNHABITAT/PAK/2011-118	32,873.58
Pakistan		Tameer-e-Khalaq Foundation	AOC10-018 Tameer-e-Khalq Foundation Providing Shelter and WASH Assistance to Baluchistan	132,534.03
Pakistan		UNDP Pakistan	Common Servies Payment from Sep, 2010 to Dec, 2011	34,066.00
Pakistan		M/S Hussain Rathore & Co., Chartered Accounts	CON/PAK/10/048 AMEND Hussain Rahore & Co. 2011 OBMO	32,170.52
Pakistan		M/S Hussain Rathore & Co., Chartered Accounts	CON/PAK/10/048 Hussain Rathore & Co.AMEND A-PAK HR management services until 31 March 2011	98,643.30
Pakistan		Bukhari Enterprises Transport Services	CON/UNHABITAT/PAK/2009-047 AMEND C (ROAP10-007) Extension of vehicle rental Oct-Dec 2010	32,747.73
Pakistan		Pak Limousine Services (Pvt) Ltd.	CON/UNHABITAT/PAK/2009-049 AMEND C (ROAP10-008) Extension of vehicle rental Oct-Dec 2010	30,448.51
Pakistan		DUR Muhammad	Contract 2011-109 till December for rent A car at Jacobabad	53,057.74
Pakistan		Tarique Ali (Trader)	Contract No 2011-114 Tarique Ali. Rental Vehicles ForSindh Province. 10 cars and 3 double Cabins.	58,930.28

Major Contracts for Services Placed by Agency During 2011 (Contracts of \$30,000 or more)

AGENCY	Location of Supplier	Name of Contractor	Description of Services	Contract Value USD
	UNON Continued			
Pakistan		M/S Hussain Rathore & Co., Chartered Accounts	HRS Contract No. CON/UNHABITAT/PAK/10-048 Amendment "C" till December, 2012	650,919.40
Pakistan		Tourism Promotion Services Pakistan Limited	Islamabad office rent 5th floor	137,221.80
Pakistan		Manzoor Rent A Car	Manzoor ALi Contract of Rent A Car for Lanakana (Contract No. 2011-107)	53,430.91
Pakistan		Tameer-e-Khalaq Foundation	PAK CON/UNHABITAT/2010/058 (CON10-004) Tameer-e-Khalaq Foundation 21/07/10-31/10/10	116,303.74
Pakistan		Help In Need	PAK CON/UNHABITAT/2010/059 (CON10-005) Help In Need 21/07/10-31/10/10	83,820.84
Pakistan		Integrated Regional Support Programme	Integrated Regional Support Programme 21/07/10-31/10/10	108,575.63
Pakistan		ENGINEERS GROUP	ENGINEERS GROUP for reconstruction of Government Girls Primary School, Kanju, Tehsil Kabal, District SWAT, Khyber Pakhtunkhwa Province, PAK	113,431.16
Pakistan		S.Mansoor Shah Rent A Car	Rental vehicle amendment contract No.CON/UNHABITAT/PAK/2011-117	49,977.08
Pakistan		AVIS Pakistan	Rental vehicle contract 2011-110 for punjab till aug, 2011	56,821.67
Pakistan		AVIS Pakistan	Vehicle Rental punjab from 1st Sept to 31st Dec	56,189.62
Panama		Summit Golf & Resort, S.A.	Accommodation and meals services, SAICM meeting, May 30-June 3, 2011.	40,000.00
Panama		MIRAFLORES DEVELOPMENT CORP.(HOLIDAY INN)	Accommodation, conference and meals services, re. Mercury meeting, Sept. 2011, Panama	33,000.00
Panama		EDEMET, S.A.	Electricity cost 2011	30,273.00
Panama		GEMAS CPESA	GEMAS CPESA 6 months institutional contract in DELC	95,064.63
Panama		PARADISE BEACH CORPORATION	COVERLODGING OF 1ST REGIONAL WORKSHOP OF REGATTA	46,800.00
Panama		PARADISE BEACH CORPORATION	Paradise Beach Corporation, Hotels and event services, 1st Regional Workshop-REGATTA	58,500.00
Panama		TELECARRIER, INC.	To cover telephone services for 2011	32,455.00
Peru		HOTELERA EL BOSQUE S.A.C.	Accommodation and meals services. Seventh Regional Training Programme on Env. Law and Policies, Lima, Peru. June 2011	80,000.00
Romania		EAU DE WEB SRL	Optimization CITES DBase Eau De Web	47,040.00
Saint Vincent and the Grenada		Project Promotions Limited	MANAGE SECOND PHASE OF THE EXECUTION OF IWRM PILOT PROJECTS IN THE FOUR COMMUNITIES OF VERMONT, GREGGS, SPRING VALLEY AND CHATEAUBELAIR	42,750.00
Senegal		NGOR DIARAMA HOTEL	ACCOMMODATION & MEETING COSTS FOR PARTICIPANTS AND STAFF ATTENDING NBSAPS & PoWPA MEETINGS IN SENEGAL, IN MAY 2011.	58,369.45
Serbia		HUTP Moskva a.d.	Conference services for ECA network mtg,Belgrade, 10-13 May 2011	46,684.14
Singapore		GLOBAL STRATEGIC EVENTS PTE LTD	2011 UNEP CHAMPTIONS OF THE EARTH AWARD	78,000.00
Somalia		URBAN CONSTRUCTION COMPANY	Funds to cover a sub-contract with Urban Construction Company for the improvement and expansion of Burao Council Offices in Burao, Somalia	36,990.80
South Africa		NH The Lord Charles Hotel	ACCOMMODATION & EQUIPMENT FOR AFRICAN REGIONAL CONSULTATION & CAPACITY BUILDING W/S ON REDD+, FROM 19-23/09/2011, CAPETOWN, SOUTH AFRICA.	38,804.65
South Africa		BRIDGING TECHNOLOGIES CAPE (PTY) LTD	Cabling infrastructure	184,350.60
South Africa		CAPE TOWN INTERNATIONAL CONVENTION	World Water Day 2011	87,829.36
Sri Lanka		Swiss Agency for Development and Cooperation S D C	AOC SDC 1st Installment for 25%	565,854.00
Sri Lanka		Amil Builders	Construction of Galle Fish Market	311,068.13
Sweden		TRICORONA CLIMATE PARTNER AB	Supply of issued certified emissions reductions to UNEP	242,254.72
Switzerland		FOUNDATION DES IMMEUBLES POUR LES ORG. INTL.	2010 BUILDING CHARGES - GENEVA	52,495.65
Switzerland		FOUNDATION DES IMMEUBLES POUR LES ORG. INTL.	2010 BUILDING CHARGES - GENEVA	51,595.57
Switzerland		FOUNDATION DES IMMEUBLES POUR LES ORG. INTL.	2010 BUILDING CHARGES - GENEVA	30,328.90
Switzerland		FOUNDATION DES IMMEUBLES POUR LES ORG. INTL.	2011 rent and maintenance IEH Geneva ROE and SBC	113,821.35
Switzerland		FOUNDATION DES IMMEUBLES POUR LES ORG. INTL.	2011 rent and maintenance IEH Geneva ROE and SBC	103,257.19
Switzerland		FOUNDATION DES IMMEUBLES POUR LES ORG. INTL.	2011 Rent and Utilities for EMG, PCDMB and UN-REDD	127,807.67
Switzerland		FOUNDATION DES IMMEUBLES POUR LES ORG. INTL.	2011 Rent and Utilities GRID, DELC, KM, GEN and 1st quarter of Stockholm, Rotterdam and ASC	78,302.53
Switzerland		FOUNDATION DES IMMEUBLES POUR LES ORG. INTL.	2011 Rent and Utilities GRID, DELC, KM, GEN and 1st quarter of Stockholm, Rotterdam and ASC	46,975.19
Switzerland		FOUNDATION DES IMMEUBLES POUR LES ORG. INTL.	Payment of conference facility costs related to COP5 to the Stockholm Convention held at CIGG Geneva, 23-29 April 2011	116,126.93
Switzerland		CGI Immobilier SA	Payment of rent for UN-HABITAT Geneva Office for the 2nd & 3rd Qtrs (April-September 2011)	142,741.33
Switzerland		FOUNDATION DES IMMEUBLES POUR LES ORG. INTL.	Payment of the conference facility costs related to COP5 to the Rotterdam Convention, held at CIGG Geneva, 20-24 June 2011.	121,221.10
Switzerland		CGI Immobilier SA	Rent and maintenance 2011 UNEP Geneva	174,228.23
Switzerland		CGI Immobilier SA	Rent and maintenance 2011 UNEP Geneva	106,378.59
Switzerland		CGI Immobilier SA	Rent and maintenance 2011 UNEP Geneva	83,211.32
Switzerland		CGI Immobilier SA	Rent and maintenance 2011 UNEP Geneva	56,139.14
Switzerland		FOUNDATION DES IMMEUBLES POUR LES ORG. INTL.	Rent and maintenance ROE, GRID, SBC Stockholm and Rotterdam conventions for 2010	102,521.72
Switzerland		FOUNDATION DES IMMEUBLES POUR LES ORG. INTL.	Rent and maintenance ROE, GRID, SBC Stockholm and Rotterdam conventions for 2010	90,356.37
Switzerland		FOUNDATION DES IMMEUBLES POUR LES ORG. INTL.	Rent and maintenance ROE, GRID, SBC Stockholm and Rotterdam conventions for 2010	80,962.28
Switzerland		FOUNDATION DES IMMEUBLES POUR LES ORG. INTL.	Rent and maintenance ROE, GRID, SBC Stockholm and Rotterdam conventions for 2010	65,263.25
Switzerland		FOUNDATION DES IMMEUBLES POUR LES ORG. INTL.	Rent and maintenance ROE, GRID, SBC Stockholm and Rotterdam conventions for 2010	53,974.76
Switzerland		FOUNDATION DES IMMEUBLES POUR LES ORG. INTL.	Rental and Services for the Conference of the Parties of the Rotterdam Convention (COP-5), 20-24 June 2011, Geneva	98,650.85
Switzerland		SWISSCOM (SCHWEIZ) AG	Swisscom mobile phone services	48,500.00
Uganda		KAGGA AND PARTNERS LTD	1.3 - funds to cover contract with M/ Kagga and Partners Limited, Uganda.	60,638.80
Uganda		KOL SERVICES LIMITED	1.3 : Re-obligation of closed OBMO 62260 with only the amount to mmet the final payment, funds to cover contract with M/s KOL Services Limited - Kyotera Water Supply System	100,000.00
Uganda		KOL SERVICES LIMITED	1.3 FUNDS TO COVER CONTRACT WITH M/S KOL SERVICES LTD - MUTUKULA WATER SUPPLY SYSTEM - UG - LVWATSAN PROGRAMME	474,884.00
Uganda		KOL SERVICES LIMITED	Admin 2.2.1.c) Funds to cover Kyotera Water Supply System by M/s KOL Services System as per contrac agreement - LVWATSAN Programme	775,284.00
United Arab Emirates		Rawafed Aby Al-Khaseeb Company	LADPR/BA/002,Construction of multi-purpose playing yard and latrine for Eis Al-Deen Youth Center at Al-Medaina District-Basra	129,054.00
United Arab Emirates		HALABCHA GENERAL TRADING LLC	Solid Waste Management / Supply of Garbage Container To Sulaimanyah	53,575.00
United Arab Emirates		TAYLOR HUCOM DESIGN	STRUCTURE, DESIGN AND SET UP OF THE ONE UN PAVILLION FOR THE EYE ON EARTH SUMMIT IN ABU DHABI, 12-15 DECEMBER 2011.	127,225.00
United Arab Emirates		Geopolicity Inc	To cover a contract between UNHABITAT and Geopolicity Inc. (Scoping Study for Preparation of Strategy for Integrated Solid Waste Management, Republic of Iraq)	122,777.59
United Arab Emirates		HALABCHA GENERAL TRADING LLC	Training unemployeed youth	76,334.00
United Arab Emirates		Park inn Abu Dhabi, Yas island	Value of invoices of Park Inn Hotel for room charges and transportation charges for the Dugong SS1 conference October 2010	41,601.03
United Kingdom		SMI (DISTRIBUTION SERVICES) LTD	1.5. Funds reserved for SMI for distribution for Water, Sanitation & Infrastructure Branch.	40,000.00
United Kingdom		BUSINESS SOLUTIONS EUROPA LIMITED	Commercial contract with Business Solutions Europa for the en.lighten efficient toolkit	33,333.34
United Kingdom		EARTHSCAN LTD	CO-PUBLISHING OF 'SOLID WASTE MANAGEMENT IN THE WORLD CITIES'	55,493.42
United Kingdom		RED ANT	Corporate contract with RED Ant to enhance the UNEP project web-site "Guidance for assessing the costs and benefits of climate change policies: MCA4climate"	35,000.00
United Kingdom		PUBLIC ZONE LTD.	Development of Phase 2 of the Urban Gateway for UN-Habitat OED/ISS	200,000.00
United Kingdom		SMI (DISTRIBUTION SERVICES) LTD	dissemination of Education pack for primary schools- portuguese	31,324.24
United Kingdom		STEVE PAVELEY DESIGN	Editing,translation,design and printing of report SCP Making the Green Economy Happen.	41,693.88
United Kingdom		STRATEGIC AGENDA LLP	Lumpsum payment for translation of GE Synthesis report	34,728.00
United Kingdom		SMI (DISTRIBUTION SERVICES) LTD	Payment to SMMI for distribution services of UNEP publications	30,681.97
United Kingdom		todaytranslation	Payment to Today Translations for translation and layout of the full TEEB D2 report	71,320.91
United Kingdom		SMI (DISTRIBUTION SERVICES) LTD	Payments for distribution of GHRS 2011 and its Abridged Edition	36,942.19
United Kingdom		STEVE PAVELEY DESIGN	Production of "Global Outlook on SCP Policies" documents.	31,039.00
United Kingdom		BANSON (WORLDSTAGE PROMOTIONS LTD)	Production of an interactive information package for the Tunza Programme	246,615.00
United Kingdom		Born Free Foundation	SSFA between Born Free Foundation and UNEP/CMS for working on the Gorilla Agreement	32,637.36
United Kingdom		MARTINEAU & CO.	To implement a communications strategy of the International Resource Panel for all target groups as per TORs & UN general conditions of contract and as per your proposal	45,000.00
United Kingdom		GREEN INK PUBLISHING SERVICES LTD	UNEP YEAR BOOK 2011	80,744.00
United Republic of Tanzania		JANDU PLUMBERS LTD	1.2: Additional funds to cover subcontract with Jandu Plumbers under MOU with Muleba District council.	103,981.00
United Republic of Tanzania		DABENCO ENTERPRISES LTD	1.3. Funds to cover contract with M/s DABENCO Enterprises Ltd. for Construction of Water Supply SHEME in Mutukula Town in Tanzania - LVWATSAN Programme	494,542.00
United Republic of Tanzania		JANDU PLUMBERS LTD	Admin 2.2.1 - Funds to cover subcontract with JANDU PLUMBERS LTD. under MOU with Muleba District Council Tanzania for immediate physical interventions LOT no. 02	360,115.66
United States of America		J Marshall Events Inc.	Balance for Champions of the Earth Award ceremony in NY City. 10 May 2011	70,000.00
United States of America		J Marshall Events Inc.	Champions of the Earth Award Event. NY City. 10 May 2011 for DCPI	80,000.00
United States of America		CISCO SYSTEMS INC.	Cisco: UNON IPT Project Implementation (UNON/CON/10/0025)	471,712.56
United States of America		CISCO SYSTEMS INC.	Cisco: UNON IPT Project Implementation (UNON/CON/10/0025)	317,600.00
United States of America		CISCO SYSTEMS INC.	Cisco: UNON IPT Project Implementation (UNON/CON/10/0025)	307,150.00
United States of America		SEATONE CONSULTANTS	Conducting the 2011 training of trainers workshop. RCQN # 19502	72,681.00
United States of America		ICF International	FINANCIAL MECHANISM OF THE MONTREAL PROTOCOL	70,000.00
United States of America		GNAREI 1 Farragut LLC	Office Rent fro FEB, MAR and APR 2011. Jan 2011	78,479.94

Major Contracts for Services Placed by Agency During 2011 (Contracts of \$30,000 or more)

AGENCY			Contract Value
Location of Supplier	Name of Contractor	Description of Services	USD
UNON Continued			
United States of America	GNAREI 1 Farragut LLC	Office Rent May and June 2011.	47,663.48
United States of America	GNAREI 1 Farragut LLC	Office Rent SEP + OCT and unpaid difference JUL + AUG 2011	36,601.59
United States of America	GNAREI 1 Farragut LLC	Ren July and August. July 2011	36,698.46
United States of America	GNAREI 1 Farragut LLC	Rent for the Month of November, December 2011 and January 2012	82,404.66
United States of America	Earth Equilibrium	Re-obligate OBMO 68222: SSFA between Earth Equilibrium and SCBD for developing 7 e-learning modules on PoWPA and additional amount to revised SSFA.	36,100.00
United States of America	Earth Equilibrium	SSFA between Earth Equilibrium and SCBD for developing 7 e-learning modules on PoWPA.	109,100.00
United States of America	AMERICAN MUSEUM OF NATURAL HISTORY	To obligate funds to cover Champion of Earth Awards Conference in NY on 10 May 2011 at American Museums.	128,500.00
UNOPS			
Afghanistan	SAFAT CONSTRUCTION COMPANY	Bridge construction work	328,021.91
Afghanistan	Ariana Asia Construction Unit (ACU)	Bridge construction work	160,499.23
Afghanistan	SAFAT CONSTRUCTION COMPANY	Bridge construction work	145,384.98
Afghanistan	SAFAT CONSTRUCTION COMPANY	Bridge construction work	102,456.96
Afghanistan	OMERKHEL CONSTRUCTION COMPANY O.C.C	Bridge construction work	93,962.20
Afghanistan	Ariana Asia Construction Unit (ACU)	Bridge construction work	91,459.57
Afghanistan	Ariana Asia Construction Unit (ACU)	Bridge construction work	72,912.56
Afghanistan	SAFAT CONSTRUCTION COMPANY	Bridge construction work	70,145.73
Afghanistan	Ariana Asia Construction Unit (ACU)	Bridge construction work	63,566.49
Afghanistan	Esa Afghan Construction Company	Bridge construction work	52,073.97
Afghanistan	Esa Afghan Construction Company	Bridge construction work	37,746.97
Afghanistan	Esa Afghan Construction Company	Bridge construction work	35,983.11
Afghanistan	Esa Afghan Construction Company	Bridge construction work	35,637.05
Afghanistan	Esa Afghan Construction Company	Bridge construction work	33,696.83
Afghanistan	Esa Afghan Construction Company	Bridge construction work	33,002.16
Afghanistan	Nazeer Mayar Const Co Ltd	Bridge reconstruction	191,049.60
Afghanistan	Nazeer Mayar Const Co Ltd	Bridge reconstruction	56,638.96
Afghanistan	Mustafa Ahmad Construction Company	Bridge reconstruction	36,656.91
Afghanistan	Nazeer Mayar Const Co Ltd	Bridge reconstruction	34,970.18
Afghanistan	RAFA SAADAT CONSTRUCTION CO	Building construction, other	81,917.40
Afghanistan	German Global Consturction Company	Building construction, other	52,669.00
Afghanistan	RAFA SAADAT CONSTRUCTION CO	Building construction, other	48,276.60
Afghanistan	United Uniform construction Company	Civil engineering, structures, university level education pl	349,010.00
Afghanistan	Halal Habib Zada LTD	Commissions of inquiry	588,230.00
Afghanistan	Halal Habib Zada LTD	Commissions of inquiry	529,431.00
Afghanistan	UNITED NATIONS ASSISTANCE MISSION AFGHAN	Common Services - Premises	218,455.84
Afghanistan	UNITED NATIONS ASSISTANCE MISSION AFGHAN	Common Services - Premises	112,460.50
Afghanistan	UNITED NATIONS ASSISTANCE MISSION AFGHAN	Common Services - Premises	77,795.00
Afghanistan	RANA TECHNOLOGIES ENTERPRISES	Communication satellites	39,868.00
Afghanistan	Telecom Development Company Afghanistan.	Communications, other	35,708.83
Afghanistan	KABUL BEHSUD CONSTRUCTION COMPANY	Community development	189,483.66
Afghanistan	WOOR CONSTRUCTION COMPANY	Community development	143,183.95
Afghanistan	Gama Construction Company	Community development	132,288.33
Afghanistan	KABUL BEHSUD CONSTRUCTION COMPANY	Community development	117,471.88
Afghanistan	KABUL BEHSUD CONSTRUCTION COMPANY	Community development	113,940.64
Afghanistan	KABUL BEHSUD CONSTRUCTION COMPANY	Community development	104,918.70
Afghanistan	SAFAT CONSTRUCTION COMPANY	Community development	86,139.46
Afghanistan	Sadid Construction Company	Community development	85,185.76
Afghanistan	Asilzay Construction Company	Community development	83,156.36
Afghanistan	KABUL BEHSUD CONSTRUCTION COMPANY	Community development	79,676.76
Afghanistan	KABUL BEHSUD CONSTRUCTION COMPANY	Community development	71,625.87
Afghanistan	KABUL BEHSUD CONSTRUCTION COMPANY	Community development	71,092.16
Afghanistan	WOOR CONSTRUCTION COMPANY	Community development	63,567.48
Afghanistan	Gama Construction Company	Community development	63,364.31
Afghanistan	WOOR CONSTRUCTION COMPANY	Community development	60,278.47
Afghanistan	WOOR CONSTRUCTION COMPANY	Community development	57,243.17
Afghanistan	Khurshid-e-Naween Construction Co.	Community development	56,864.98
Afghanistan	NAWEED BAKHSH CONST & RD BLD CO	Community development	56,574.54
Afghanistan	Asilzay Construction Company	Community development	56,341.37
Afghanistan	Maxim Nawin Construction Company	Community development	54,135.00
Afghanistan	Hamid Hakim Construction Company	Community development	53,575.99
Afghanistan	Shahid Nikbeen Const Road Co	Community development	52,632.00
Afghanistan	KABUL BEHSUD CONSTRUCTION COMPANY	Community development	52,120.46
Afghanistan	Afghan Wardak & Mega City Construction C	Community development	49,612.35
Afghanistan	Shahid Nikbeen Const Road Co	Community development	49,145.30
Afghanistan	Gama Construction Company	Community development	47,193.46
Afghanistan	Shokorullah Karimi Co. C	Community development	46,415.98
Afghanistan	KABUL BEHSUD CONSTRUCTION COMPANY	Community development	44,498.56
Afghanistan	Murad Faiz Engineering & Construction Co	Community development	42,835.32
Afghanistan	Afghan Wardak & Mega City Construction C	Community development	42,325.47
Afghanistan	Khurshid-e-Naween Construction Co.	Community development	42,164.31
Afghanistan	Sadid Construction Company	Community development	40,686.84
Afghanistan	Sadid Construction Company	Community development	39,964.57
Afghanistan	Afghan Wardak & Mega City Construction C	Community development	39,786.64
Afghanistan	KABUL BEHSUD CONSTRUCTION COMPANY	Community development	39,050.05
Afghanistan	Sami Faqiry Construction Company	Community development	38,428.00
Afghanistan	KABUL BEHSUD CONSTRUCTION COMPANY	Community development	37,588.55
Afghanistan	KABUL BEHSUD CONSTRUCTION COMPANY	Community development	37,588.55
Afghanistan	Afghan Wardak & Mega City Construction C	Community development	36,669.29
Afghanistan	Eisa Amiry Construction Company	Community development	36,513.23
Afghanistan	Shahid Nikbeen Const Road Co	Community development	35,416.40
Afghanistan	Sadid Construction Company	Community development	35,239.86
Afghanistan	Asilzay Construction Company	Community development	34,194.24
Afghanistan	SAFAT CONSTRUCTION COMPANY	Community development	33,662.99
Afghanistan	Maxim Nawin Construction Company	Community development	33,586.92
Afghanistan	Ebadullah	Community development	31,951.40
Afghanistan	Asilzay Construction Company	Community development	31,550.40
Afghanistan	Pluto Road and Building Construction Co.	Community development	31,329.00
Afghanistan	haji Baqi	Community development	31,268.54
Afghanistan	Asilzay Construction Company	Community development	31,183.20
Afghanistan	Asilzay Construction Company	Community development	31,183.20
Afghanistan	Pluto Road and Building Construction Co.	Community development	30,818.16
Afghanistan	Asilzay Construction Company	Community development	30,816.00
Afghanistan	Mohammad Ali	Community development	30,777.50
Afghanistan	Khurshid-e-Naween Construction Co.	Community development	30,600.90
Afghanistan	BAKHTER PAIROUZ CONSTRUCTION	Community development	30,062.16
Afghanistan	Karizma Construction Company	Construction	1,704,732.00
Afghanistan	Septioglu INS MAD LTD STI	Construction	1,612,612.00
Afghanistan	ATAYOL ASFALT TAAHHUT INSAAT AKARYAKIT	Construction	1,176,700.93
Afghanistan	Hero Lucky Builders	Construction	1,120,000.00
Afghanistan	FCEC UIPROJECTS JV COMPANY	Construction	1,046,928.92
Afghanistan	SAITA Afghanistan Construction Company	Construction	956,731.54
Afghanistan	FCEC UIPROJECTS JV COMPANY	Construction	764,354.30
Afghanistan	SAITA Afghanistan Construction Company	Construction	710,020.27
Afghanistan	Architectural and Engineering Company	Construction	658,855.60
Afghanistan	Raqim Construction & Project Services	Construction	589,590.50
Afghanistan	Ford Construction Company	Construction	550,000.00
Afghanistan	Mashriq Engineering Construction Company	Construction	491,844.00
Afghanistan	SAITA Afghanistan Construction Company	Construction	490,378.40
Afghanistan	SAITA Afghanistan Construction Company	Construction	433,881.84
Afghanistan	BAGH-E-AZADI CONSTRUCTION COMPANY	Construction	371,544.00

Major Contracts for Services Placed by Agency During 2011 (Contracts of \$30,000 or more)

AGENCY			Contract Value
Location of Supplier	Name of Contractor	Description of Services	USD
UNOPS Continued			
Afghanistan	MOHAMMAD NAEEM SON'S CONTS & ROAD CO	Construction	343,698.51
Afghanistan	BARAKI CONSTRUCTION COMPANY	Construction	338,772.49
Afghanistan	Ikram Safi Construction Company	Construction	327,790.00
Afghanistan	CINDERELLA GHBH CONSTRUCTION COMPANY	Construction	295,898.40
Afghanistan	Hamkar Construction Co.	Construction	286,318.95
Afghanistan	MERAJ CONSTRUCTION CO	Construction	278,234.00
Afghanistan	SHUJA AMEN BUILD & RD CONST CO	Construction	263,965.72
Afghanistan	MOHAMMAD NAEEM SON'S CONTS & ROAD CO	Construction	253,313.36
Afghanistan	NOOR Sharq C. Co.	Construction	251,409.06
Afghanistan	AR.CON.S.PRO MATERIAL CO	Construction	249,872.00
Afghanistan	CINDERELLA GHBH CONSTRUCTION COMPANY	Construction	236,686.13
Afghanistan	NOORZAIE BROTHERS CONSTRUCTION COMPANY	Construction	230,610.56
Afghanistan	AMAN AFGHAN CONSTRUCTION COMPANY	Construction	228,501.97
Afghanistan	German Global Consturction Company	Construction	212,820.10
Afghanistan	Raqim Construction & Project Services	Construction	209,557.00
Afghanistan	MOHAMMAD NAEEM SON'S CONTS & ROAD CO	Construction	205,791.47
Afghanistan	INTERSOS	Construction	197,607.60
Afghanistan	BAGH-E-AZADI CONSTRUCTION COMPANY	Construction	193,080.00
Afghanistan	MOHAMMAD NAEEM SON'S CONTS & ROAD CO	Construction	192,660.16
Afghanistan	ARIAN VESA CONSTRUCTION COMPANY	Construction	190,001.29
Afghanistan	GOLDEN MIND CONSTRUCTION LTD	Construction	179,243.11
Afghanistan	SHUJA AMEN BUILD & RD CONST CO	Construction	177,955.24
Afghanistan	Arman Shamal Const Co.	Construction	177,388.00
Afghanistan	WADAN CONSTRUCTION COMPANY	Construction	173,345.00
Afghanistan	Karizma Construction Company	Construction	166,961.54
Afghanistan	Hamkar Construction Co.	Construction	166,280.73
Afghanistan	MOHAMMAD NAEEM SON'S CONTS & ROAD CO	Construction	164,849.00
Afghanistan	Sanjar Constraction & M.P.CO.LTD	Construction	163,829.62
Afghanistan	LOOTAH CONSTRUCTION COMPANY	Construction	162,907.59
Afghanistan	TARAQI CONSTRUCTION CO. (T.C.C)	Construction	149,223.44
Afghanistan	Architectural and Engineering Company	Construction	145,845.00
Afghanistan	ATAL AFGHAN & AUTO LINK COM	Construction	145,817.61
Afghanistan	FCEC UIPROJECTS JV COMPANY	Construction	145,787.57
Afghanistan	ATAL AFGHAN & AUTO LINK COM	Construction	144,265.17
Afghanistan	MOHAMMAD NAEEM SON'S CONTS & ROAD CO	Construction	142,554.51
Afghanistan	KHAWAR KARA CONSTRUCTION COMPANY	Construction	131,364.23
Afghanistan	SHUJA AMEN BUILD & RD CONST CO	Construction	129,244.84
Afghanistan	MERAJ CONSTRUCTION CO	Construction	127,473.51
Afghanistan	MOHAMMAD NAEEM SON'S CONTS & ROAD CO	Construction	127,006.82
Afghanistan	ARIAN VESA CONSTRUCTION COMPANY	Construction	126,399.99
Afghanistan	ELYAS WAIS CON AND ROAD COMPANY	Construction	125,347.76
Afghanistan	ARIAN VESA CONSTRUCTION COMPANY	Construction	123,864.12
Afghanistan	WADAN AFGHANISTAN CONSTRUCTION COMPANY	Construction	123,785.40
Afghanistan	ELYAS WAIS CON AND ROAD COMPANY	Construction	123,042.07
Afghanistan	Sanjar Constraction & M.P.CO.LTD	Construction	120,812.61
Afghanistan	JAHAN CONSTRUCTION COMPANY	Construction	120,527.51
Afghanistan	Sanjar Constraction & M.P.CO.LTD	Construction	117,918.96
Afghanistan	Mashal Const & Prod Materials Co	Construction	117,878.50
Afghanistan	SHUJA AMEN BUILD & RD CONST CO	Construction	115,336.91
Afghanistan	KHAWAR KARA CONSTRUCTION COMPANY	Construction	114,778.26
Afghanistan	Hamkar Construction Co.	Construction	114,149.01
Afghanistan	GOLDEN MIND CONSTRUCTION LTD	Construction	113,185.00
Afghanistan	ARYANA MOSHTARAK CONST CO	Construction	112,646.40
Afghanistan	ARYANA MOSHTARAK CONST CO	Construction	110,937.00
Afghanistan	Baz Aryoubi Construction Company	Construction	109,216.62
Afghanistan	NERO ENGINEERING & CONSTRUCTION CO	Construction	109,050.42
Afghanistan	BAHLOOL DARWISH CONSTRUCTION COMPANY	Construction	109,040.00
Afghanistan	MOHAMMAD NAEEM SON'S CONTS & ROAD CO	Construction	108,590.01
Afghanistan	Sanjar Constraction & M.P.CO.LTD	Construction	106,016.00
Afghanistan	KABUL BEHSUD CONSTRUCTION COMPANY	Construction	103,887.78
Afghanistan	LOOTAH CONSTRUCTION COMPANY	Construction	101,755.61
Afghanistan	AMAN AFGHAN CONSTRUCTION COMPANY	Construction	101,294.30
Afghanistan	German Global Consturction Company	Construction	100,717.00
Afghanistan	WADAN CONSTRUCTION COMPANY	Construction	96,909.80
Afghanistan	Architectural and Engineering Company	Construction	91,867.03
Afghanistan	Raqim Construction & Project Services	Construction	91,739.00
Afghanistan	Arab Shah Construction Co Ltd	Construction	90,813.80
Afghanistan	ATAL AFGHAN & AUTO LINK COM	Construction	89,208.29
Afghanistan	REAL BUILDERS NET	Construction	88,947.35
Afghanistan	Gazi Aminullah Logari Const. Co	Construction	88,810.00
Afghanistan	LOOTAH CONSTRUCTION COMPANY	Construction	88,508.67
Afghanistan	Yad Sideeq Construction Company	Construction	88,072.30
Afghanistan	SHUJA AMEN BUILD & RD CONST CO	Construction	87,336.39
Afghanistan	NERO ENGINEERING & CONSTRUCTION CO	Construction	86,320.00
Afghanistan	SAFAT CONSTRUCTION COMPANY	Construction	86,054.40
Afghanistan	Baz Aryoubi Construction Company	Construction	84,873.54
Afghanistan	Arab Shah Construction Co Ltd	Construction	83,216.87
Afghanistan	Sanjar Constraction & M.P.CO.LTD	Construction	82,437.89
Afghanistan	AMAN AFGHAN CONSTRUCTION COMPANY	Construction	80,390.85
Afghanistan	KHAWAR KARA CONSTRUCTION COMPANY	Construction	78,662.66
Afghanistan	ELYAS WAIS CON AND ROAD COMPANY	Construction	78,360.36
Afghanistan	SAFAT CONSTRUCTION COMPANY	Construction	78,033.70
Afghanistan	ATAL AFGHAN CONSTRUCTION CO (AACCL)	Construction	76,943.49
Afghanistan	ELYAS WAIS CON AND ROAD COMPANY	Construction	74,266.27
Afghanistan	SHAMS AFGHAN CONSTRUCTION CO	Construction	73,974.03
Afghanistan	Hamkar Construction Co.	Construction	73,305.00
Afghanistan	Muttahid Safi Construction Company	Construction	72,642.21
Afghanistan	Gazi Aminullah Logari Const. Co	Construction	71,061.00
Afghanistan	MOHAMMAD NAEEM SON'S CONTS & ROAD CO	Construction	70,349.59
Afghanistan	Gazi Aminullah Logari Const. Co	Construction	69,824.56
Afghanistan	GOLDEN MIND CONSTRUCTION LTD	Construction	69,788.44
Afghanistan	SHAMS AFGHAN CONSTRUCTION CO	Construction	67,370.60
Afghanistan	SHUJA AMEN BUILD & RD CONST CO	Construction	67,230.24
Afghanistan	ARYAN VESA CONSTRUCTION COMPANY	Construction	66,779.96
Afghanistan	Sanjar Constraction & M.P.CO.LTD	Construction	66,473.00
Afghanistan	WADAN CONSTRUCTION COMPANY	Construction	66,050.00
Afghanistan	AFGHAN KARGAR CONSTRUCTION CO	Construction	65,551.28
Afghanistan	Sanjar Constraction & M.P.CO.LTD	Construction	64,994.00
Afghanistan	Baz Aryoubi Construction Company	Construction	64,885.07
Afghanistan	Arab Shah Construction Co Ltd	Construction	64,605.19
Afghanistan	MOHAMMAD NAEEM SON'S CONTS & ROAD CO	Construction	62,981.10
Afghanistan	RASIKH CONSTRUCTION CO	Construction	62,769.81
Afghanistan	SHAMS AFGHAN CONSTRUCTION CO	Construction	62,759.25
Afghanistan	AFGHAN KARGAR CONSTRUCTION CO	Construction	62,538.43
Afghanistan	SAFAEE BUILDING AND ROAD CONSTRUCTION CO	Construction	62,394.39
Afghanistan	NAWEED BAKHSH CONST & RD BLD CO	Construction	62,000.00
Afghanistan	SHUJA AMEN BUILD & RD CONST CO	Construction	60,953.37
Afghanistan	Arab Shah Construction Co Ltd	Construction	60,371.53
Afghanistan	Mashal Const & Prod Materials Co	Construction	60,212.50
Afghanistan	GOLDEN MIND CONSTRUCTION LTD	Construction	59,814.00
Afghanistan	NERO ENGINEERING & CONSTRUCTION CO	Construction	59,390.76
Afghanistan	Arab Shah Construction Co Ltd	Construction	58,975.86
Afghanistan	SAFAT CONSTRUCTION COMPANY	Construction	58,970.71

Major Contracts for Services Placed by Agency During 2011 (Contracts of \$30,000 or more)

AGENCY			Contract Value
Location of Supplier	Name of Contractor	Description of Services	USD
UNOPS Continued			
Afghanistan	Sanjar Constraction & M.P.CO.LTD	Construction	58,659.00
Afghanistan	Sanjar Constraction & M.P.CO.LTD	Construction	58,285.00
Afghanistan	LOOTAH CONSTRUCTION COMPANY	Construction	57,659.66
Afghanistan	INTERSOS	Construction	56,474.60
Afghanistan	KOKCHA KABUL NEW CONSTRUCTION CO	Construction	55,547.24
Afghanistan	MOHAMMAD NAEEM SON'S CONTS & ROAD CO	Construction	55,315.75
Afghanistan	NAWEED BAKHSH CONST & RD BLD CO	Construction	53,712.00
Afghanistan	GOLDEN MIND CONSTRUCTION LTD	Construction	53,259.00
Afghanistan	BARICH ROAD AND CONSTRUCTION COMPANY	Construction	53,176.84
Afghanistan	REAL BUILDERS NET	Construction	53,005.00
Afghanistan	REAL BUILDERS NET	Construction	52,422.75
Afghanistan	GOLDEN MIND CONSTRUCTION LTD	Construction	52,181.00
Afghanistan	AFGHAN LUCKY CONSTRUCTION CO.	Construction	50,384.00
Afghanistan	Arab Shah Construction Co Ltd	Construction	50,358.50
Afghanistan	YAHYA YOSUFI LANDBUILDER & ENGINEERING.	Construction	49,798.00
Afghanistan	WADAN AFGHANISTAN CONSTRUCTION COMPANY	Construction	49,677.73
Afghanistan	INTERSOS	Construction	49,664.05
Afghanistan	GOLDEN MIND CONSTRUCTION LTD	Construction	49,375.56
Afghanistan	Mashal Const & Prod Materials Co	Construction	49,202.00
Afghanistan	SHUJA AMEN BUILD & RD CONST CO	Construction	49,167.24
Afghanistan	REAL BUILDERS NET	Construction	48,956.12
Afghanistan	Amiri Group of Companies	Construction	48,624.00
Afghanistan	Arab Shah Construction Co Ltd	Construction	48,573.49
Afghanistan	Rashid Bakhshi Construction Company	Construction	48,064.00
Afghanistan	Omran Geotechnical Company	Construction	47,840.00
Afghanistan	BAHAR CONSTRUCTION CO.LTD	Construction	47,784.16
Afghanistan	BARICH ROAD AND CONSTRUCTION COMPANY	Construction	46,682.05
Afghanistan	Arab Shah Construction Co Ltd	Construction	46,406.82
Afghanistan	Omar & Emal Construction & Road Const C	Construction	45,970.00
Afghanistan	Hamkar Construction Co.	Construction	45,877.93
Afghanistan	Raqim Construction & Project Services	Construction	45,152.50
Afghanistan	Afghan Safe Engineering Corporation Co	Construction	45,090.00
Afghanistan	Hamkar Construction Co.	Construction	44,919.12
Afghanistan	ATAL AFGHAN & AUTO LINK COM	Construction	44,586.82
Afghanistan	JAHAN CONSTRUCTION COMPANY	Construction	43,574.24
Afghanistan	Arab Shah Construction Co Ltd	Construction	43,567.30
Afghanistan	AZMOON AND AFGHAN INTER SARVE CO	Construction	43,156.00
Afghanistan	Raqim Construction & Project Services	Construction	43,134.00
Afghanistan	KHALID BELAL Road Construction Company	Construction	43,119.31
Afghanistan	AZMOON AND AFGHAN INTER SARVE CO	Construction	42,244.47
Afghanistan	KHAWAR KARA CONSTRUCTION COMPANY	Construction	42,106.93
Afghanistan	Muttahid Safi Construction Company	Construction	41,614.92
Afghanistan	GOLDEN MIND CONSTRUCTION LTD	Construction	41,340.00
Afghanistan	AFGHAN KARGAR CONSTRUCTION CO	Construction	41,334.60
Afghanistan	Ghulam Nabi Yaqoobi Cont & Rd Cont Co.	Construction	40,956.00
Afghanistan	Muttahid Safi Construction Company	Construction	40,392.20
Afghanistan	YAHYA YOSUFI LANDBUILDER & ENGINEERING.	Construction	39,994.40
Afghanistan	Mashriq Engineering Construction Company	Construction	39,564.09
Afghanistan	WADAN CONSTRUCTION COMPANY	Construction	39,117.60
Afghanistan	Afghan Best Construction Company LTD	Construction	38,746.10
Afghanistan	Ghoshin Road & Building Construction Co.	Construction	38,721.00
Afghanistan	Mirwais Salihi Construction Company	Construction	38,446.33
Afghanistan	AMAN AFGHAN CONSTRUCTION COMPANY	Construction	38,404.86
Afghanistan	Muttahid Safi Construction Company	Construction	37,752.96
Afghanistan	SHUJA AMEN BUILD & RD CONST CO	Construction	37,742.64
Afghanistan	Muttahid Safi Construction Company	Construction	37,578.98
Afghanistan	NAWEED BAKHSH CONST & RD BLD CO	Construction	36,825.00
Afghanistan	SHUJA AMEN BUILD & RD CONST CO	Construction	36,399.10
Afghanistan	CONSOLIDATED BUILDERS COMPANY	Construction	35,674.51
Afghanistan	FARSHAD SAYEDKHILI CONSTRUCTION CO	Construction	35,361.96
Afghanistan	BAGH-E-AZADI CONSTRUCTION COMPANY	Construction	35,360.00
Afghanistan	Mirwais Salihi Construction Company	Construction	35,335.00
Afghanistan	Arab Shah Construction Co Ltd	Construction	35,315.38
Afghanistan	ARYAN VESA CONSTRUCTION COMPANY	Construction	35,108.58
Afghanistan	SHUJA AMEN BUILD & RD CONST CO	Construction	34,750.78
Afghanistan	Kotwal Construction & Road Building Co	Construction	34,693.00
Afghanistan	Muttahid Safi Construction Company	Construction	34,422.46
Afghanistan	SHUJA AMEN BUILD & RD CONST CO	Construction	33,065.00
Afghanistan	SAFAEE BUILDING AND ROAD CONSTRUCTION CO	Construction	33,060.19
Afghanistan	CONSOLIDATED BUILDERS COMPANY	Construction	32,761.84
Afghanistan	OMRAN SABZ CONS AND RECONCS CO	Construction	32,475.80
Afghanistan	Ghulam Nabi Yaqoobi Cont & Rd Cont Co.	Construction	32,473.00
Afghanistan	Bakhtar Afghan Construction Company	Construction	32,445.33
Afghanistan	OMRAN SABZ CONS AND RECONCS CO	Construction	32,147.00
Afghanistan	ZAHIDY CONSTRUCTION COMPANY	Construction	31,836.00
Afghanistan	SHUJA AMEN BUILD & RD CONST CO	Construction	31,322.60
Afghanistan	ARYAN VESA CONSTRUCTION COMPANY	Construction	31,266.00
Afghanistan	SHUJA AMEN BUILD & RD CONST CO	Construction	31,059.52
Afghanistan	Mashriq Engineering Construction Company	Construction	30,950.78
Afghanistan	Hamkar Construction Co.	Construction	30,745.63
Afghanistan	SHAMS AFGHAN CONSTRUCTION CO	Construction	30,739.61
Afghanistan	SAITA Afghanistan Construction Company	Construction	30,300.58
Afghanistan	ZAHIDY CONSTRUCTION COMPANY	Construction	30,259.00
Afghanistan	Ghoshin Road & Building Construction Co.	Construction	30,000.00
Afghanistan	German Global Consturction Company	Construction services	202,234.00
Afghanistan	Mashriq Engineering Construction Company	Construction work and site management, buildings	480,000.00
Afghanistan	Zahid Safi Construction Company	Construction work and site management, buildings	183,000.00
Afghanistan	BARAKI CONSTRUCTION COMPANY	Construction work and site management, buildings	180,000.00
Afghanistan	APWO Const. & Const. Materials Company	Construction work and site management, buildings	178,838.00
Afghanistan	Mashal Const & Prod Materials Co	Construction work and site management, buildings	144,874.21
Afghanistan	AFGHAN GHORI CONSTRUCTION CO.	Construction: rural infrastructure	162,467.80
Afghanistan	AFGHAN GHORI CONSTRUCTION CO.	Construction: rural infrastructure	106,678.30
Afghanistan	AFGHAN GHORI CONSTRUCTION CO.	Construction: rural infrastructure	106,678.30
Afghanistan	AFGHAN GHORI CONSTRUCTION CO.	Construction: rural infrastructure	78,019.74
Afghanistan	SAFAT CONSTRUCTION COMPANY	Construction: rural infrastructure	64,468.15
Afghanistan	AFGHAN GHORI CONSTRUCTION CO.	Construction: rural infrastructure	45,997.00
Afghanistan	AFGHAN GHORI CONSTRUCTION CO.	Construction: rural infrastructure	45,479.00
Afghanistan	AFGHAN GHORI CONSTRUCTION CO.	Construction: rural infrastructure	41,958.00
Afghanistan	AFGHAN GHORI CONSTRUCTION CO.	Construction: rural infrastructure	39,854.00
Afghanistan	AFGHAN GHORI CONSTRUCTION CO.	Construction: rural infrastructure	37,420.94
Afghanistan	AFGHAN GHORI CONSTRUCTION CO.	Construction: rural infrastructure	35,115.00
Afghanistan	SAFAT CONSTRUCTION COMPANY	Construction: rural infrastructure	31,768.00
Afghanistan	Church World Sevice-Pakistan/Afghanistan	DISASTER PREVENTION, PREPAREDNESS AND RELIEF	178,395.75
Afghanistan	BECC (PVT) LTD	Drainage work	129,811.60
Afghanistan	BAKHTER PAIROUZ CONSTRUCTION	Drainage work	126,603.00
Afghanistan	BECC (PVT) LTD	Drainage work	104,198.25
Afghanistan	Logan Construction & Road Making Co (A)	Drainage work	85,268.00
Afghanistan	BAKHTER PAIROUZ CONSTRUCTION	Drainage work	74,689.00
Afghanistan	BAKHTER PAIROUZ CONSTRUCTION	Drainage work	70,840.00
Afghanistan	Logan Construction & Road Making Co (A)	Drainage work	67,003.00
Afghanistan	BAKHTER PAIROUZ CONSTRUCTION	Drainage work	57,913.00
Afghanistan	Logan Construction & Road Making Co (A)	Drainage work	57,611.00
Afghanistan	Logan Construction & Road Making Co (A)	Drainage work	50,906.85

Major Contracts for Services Placed by Agency During 2011 (Contracts of \$30,000 or more)

AGENCY	Location of Supplier	Name of Contractor	Description of Services	Contract Value USD
	UNOPS Continued			
Afghanistan		Logan Construction & Road Making Co (A)	Drainage work	47,747.58
Afghanistan		Logan Construction & Road Making Co (A)	Drainage work	44,598.08
Afghanistan		BAKHTER PAIROUZ CONSTRUCTION	Drainage work	41,370.00
Afghanistan		BECC (PVT) LTD	Drainage work	33,883.00
Afghanistan		Logan Construction & Road Making Co (A)	Drainage work	30,661.48
Afghanistan		Church World Sevice-Pakistan/Afghanistan	Educational Consulting	91,916.05
Afghanistan		UNDP AFGHANISTAN	Environmental Protection	53,198.72
Afghanistan		UNDP AFGHANISTAN	Environmental Protection	44,268.27
Afghanistan		MINE CLEARANCE PLANNING AGENCY (AFGHAN	Explosive ordnance disposal or mine clearing services	947,145.00
Afghanistan		OMAR-ORG. FOR MINE AWARENESS & AFGHAN	Explosive ordnance disposal or mine clearing services	906,791.00
Afghanistan		MINE CLEARANCE PLANNING AGENCY (AFGHAN	Explosive ordnance disposal or mine clearing services	847,446.00
Afghanistan		MINE CLEARANCE PLANNING AGENCY (AFGHAN	Explosive ordnance disposal or mine clearing services	847,446.00
Afghanistan		MINE CLEARANCE PLANNING AGENCY (AFGHAN	Explosive ordnance disposal or mine clearing services	847,446.00
Afghanistan		MINE CLEARANCE PLANNING AGENCY (AFGHAN	Explosive ordnance disposal or mine clearing services	847,446.00
Afghanistan		AFGHAN TECHNICAL CONSULTANTS (ATC)	Explosive ordnance disposal or mine clearing services	699,721.00
Afghanistan		AFGHAN TECHNICAL CONSULTANTS (ATC)	Explosive ordnance disposal or mine clearing services	699,721.00
Afghanistan		AFGHAN TECHNICAL CONSULTANTS (ATC)	Explosive ordnance disposal or mine clearing services	699,721.00
Afghanistan		DEMINING AGENCY FOR AFGHANISTAN (DAFA)	Explosive ordnance disposal or mine clearing services	698,660.00
Afghanistan		DEMINING AGENCY FOR AFGHANISTAN (DAFA)	Explosive ordnance disposal or mine clearing services	679,490.00
Afghanistan		AFGHAN TECHNICAL CONSULTANTS (ATC)	Explosive ordnance disposal or mine clearing services	573,303.00
Afghanistan		DEMINING AGENCY FOR AFGHANISTAN (DAFA)	Explosive ordnance disposal or mine clearing services	568,727.00
Afghanistan		AFGHAN TECHNICAL CONSULTANTS (ATC)	Explosive ordnance disposal or mine clearing services	544,638.00
Afghanistan		DEMINING AGENCY FOR AFGHANISTAN (DAFA)	Explosive ordnance disposal or mine clearing services	508,861.00
Afghanistan		DEMINING AGENCY FOR AFGHANISTAN (DAFA)	Explosive ordnance disposal or mine clearing services	508,861.00
Afghanistan		AFGHAN TECHNICAL CONSULTANTS (ATC)	Explosive ordnance disposal or mine clearing services	487,308.00
Afghanistan		AFGHAN TECHNICAL CONSULTANTS (ATC)	Explosive ordnance disposal or mine clearing services	487,308.00
Afghanistan		AFGHAN TECHNICAL CONSULTANTS (ATC)	Explosive ordnance disposal or mine clearing services	487,308.00
Afghanistan		OMAR-ORG. FOR MINE AWARENESS & AFGHAN	Explosive ordnance disposal or mine clearing services	483,858.00
Afghanistan		MINE CLEARANCE PLANNING AGENCY (AFGHAN	Explosive ordnance disposal or mine clearing services	448,648.00
Afghanistan		OMAR-ORG. FOR MINE AWARENESS & AFGHAN	Explosive ordnance disposal or mine clearing services	432,925.00
Afghanistan		OMAR-ORG. FOR MINE AWARENESS & AFGHAN	Explosive ordnance disposal or mine clearing services	432,925.00
Afghanistan		OMAR-ORG. FOR MINE AWARENESS & AFGHAN	Explosive ordnance disposal or mine clearing services	425,464.00
Afghanistan		OMAR-ORG. FOR MINE AWARENESS & AFGHAN	Explosive ordnance disposal or mine clearing services	425,463.00
Afghanistan		AFGHAN TECHNICAL CONSULTANTS (ATC)	Explosive ordnance disposal or mine clearing services	350,836.00
Afghanistan		MINE DETECTION AND DOG CENTER	Explosive ordnance disposal or mine clearing services	323,456.00
Afghanistan		MINE DETECTION AND DOG CENTER	Explosive ordnance disposal or mine clearing services	307,284.00
Afghanistan		AFGHAN TECHNICAL CONSULTANTS (ATC)	Explosive ordnance disposal or mine clearing services	301,681.00
Afghanistan		AFGHAN TECHNICAL CONSULTANTS (ATC)	Explosive ordnance disposal or mine clearing services	300,000.00
Afghanistan		AFGHAN TECHNICAL CONSULTANTS (ATC)	Explosive ordnance disposal or mine clearing services	286,596.00
Afghanistan		MINE DETECTION AND DOG CENTER	Explosive ordnance disposal or mine clearing services	274,938.00
Afghanistan		MINE DETECTION AND DOG CENTER	Explosive ordnance disposal or mine clearing services	274,938.00
Afghanistan		MINE DETECTION AND DOG CENTER	Explosive ordnance disposal or mine clearing services	274,938.00
Afghanistan		AFGHAN TECHNICAL CONSULTANTS (ATC)	Explosive ordnance disposal or mine clearing services	256,429.00
Afghanistan		AFGHAN TECHNICAL CONSULTANTS (ATC)	Explosive ordnance disposal or mine clearing services	256,429.00
Afghanistan		AFGHAN TECHNICAL CONSULTANTS (ATC)	Explosive ordnance disposal or mine clearing services	256,429.00
Afghanistan		AFGHAN TECHNICAL CONSULTANTS (ATC)	Explosive ordnance disposal or mine clearing services	256,429.00
Afghanistan		AFGHAN TECHNICAL CONSULTANTS (ATC)	Explosive ordnance disposal or mine clearing services	250,000.00
Afghanistan		MINE CLEARANCE PLANNING AGENCY (AFGHAN	Explosive ordnance disposal or mine clearing services	216,450.00
Afghanistan		MINE CLEARANCE PLANNING AGENCY (AFGHAN	Explosive ordnance disposal or mine clearing services	184,770.00
Afghanistan		AFGHAN RED CRESCENT SOCIETY	Explosive ordnance disposal or mine clearing services	145,450.00
Afghanistan		AFGHAN TECHNICAL CONSULTANTS (ATC)	Explosive ordnance disposal or mine clearing services	136,004.00
Afghanistan		AFGHAN RED CRESCENT SOCIETY	Explosive ordnance disposal or mine clearing services	130,140.00
Afghanistan		AFGHAN RED CRESCENT SOCIETY	Explosive ordnance disposal or mine clearing services	130,140.00
Afghanistan		AFGHAN RED CRESCENT SOCIETY	Explosive ordnance disposal or mine clearing services	130,140.00
Afghanistan		DEMINING AGENCY FOR AFGHANISTAN (DAFA)	Explosive ordnance disposal or mine clearing services	92,043.84
Afghanistan		MINE DETECTION AND DOG CENTER	Explosive ordnance disposal or mine clearing services	84,515.00
Afghanistan		MINE DETECTION AND DOG CENTER	Explosive ordnance disposal or mine clearing services	84,454.00
Afghanistan		Development & Ability Organization	Explosive ordnance disposal or mine clearing services	82,821.12
Afghanistan		MINE DETECTION AND DOG CENTER	Explosive ordnance disposal or mine clearing services	74,060.00
Afghanistan		OMAR-ORG. FOR MINE AWARENESS & AFGHAN	Explosive ordnance disposal or mine clearing services	71,360.67
Afghanistan		AFGHAN RED CRESCENT SOCIETY	Explosive ordnance disposal or mine clearing services	68,897.00
Afghanistan		AFGHAN RED CRESCENT SOCIETY	Explosive ordnance disposal or mine clearing services	57,101.00
Afghanistan		AFGHAN TECHNICAL CONSULTANTS (ATC)	Explosive ordnance disposal or mine clearing services	45,395.00
Afghanistan		MINE CLEARANCE PLANNING AGENCY (AFGHAN	Explosive ordnance disposal or mine clearing services	44,730.00
Afghanistan		MINE CLEARANCE PLANNING AGENCY (AFGHAN	Explosive ordnance disposal or mine clearing services	44,730.00
Afghanistan		Mobile Mini Circus for Children	Explosive ordnance disposal or mine clearing services	36,655.00
Afghanistan		MINE CLEARANCE PLANNING AGENCY (AFGHAN	Explosive ordnance disposal or mine clearing services	33,961.00
Afghanistan		INTERSOS	Humanitarian aids - air speditions-custom clearances-fiscal	275,542.12
Afghanistan		Raqim Construction & Project Services	Internal security	108,012.00
Afghanistan		TiiTACS IT	Internet/intranet based systems development	53,100.00
Afghanistan		TiiTACS IT	Internet/intranet based systems development	33,630.00
Afghanistan		Hamkar Construction Co.	Maintenance & Repair Services	493,536.00
Afghanistan		Best Golden Construction Company	Office building electrical services	35,350.00
Afghanistan		Baheer Computer & Printing Co. LTD	Printing services	36,720.79
Afghanistan		Emran Miakhail Construction Co.	Road construction work	395,242.93
Afghanistan		Emran Miakhail Construction Co.	Road construction work	239,130.42
Afghanistan		Emran Miakhail Construction Co.	Road construction work	211,952.92
Afghanistan		Emran Miakhail Construction Co.	Road construction work	199,262.69
Afghanistan		Haji Khalil construction company	Road construction work	170,000.00
Afghanistan		Emran Miakhail Construction Co.	Road construction work	88,184.40
Afghanistan		Emran Miakhail Construction Co.	Road construction work	80,738.72
Afghanistan		CONSULTANT BUREAU FOR RECONSTRUCTION CBR	Road construction work	61,498.86
Afghanistan		Boost Unique Technology Services.Co	Road construction work	44,640.00
Afghanistan		CONSULTANT BUREAU FOR RECONSTRUCTION CBR	Road construction work	33,862.20
Afghanistan		IO Global Services Private Limited	Satellite communications	34,425.45
Afghanistan		A.AD.CCM.C	Security equipment maintenance and repair	46,000.00
Afghanistan		3D Company	Security Services	65,280.00
Afghanistan		UNDP AFGHANISTAN	Security Services	49,011.46
Afghanistan		UNDP AFGHANISTAN	Security Services	44,013.41
Afghanistan		UNITED NATIONS ASSISTANCE MISSION AFGHAN	Security Services	32,397.36
Afghanistan		Mohammad Salem HELALI	Service Contracts - Individual	41,704.00
Afghanistan		SATGURU TRAVEL AND TOURISM LLC	Travel Tickets Local	32,742.00
Afghanistan		Rashed Elham Trading Company Ltd.	Vehicle maintenance and repair	34,175.00
Afghanistan		Afghan National Police	Wages and salaries	37,132.77
Afghanistan		Faiz Qauomi Construction	Warehouse construction work	35,692.49
Algeria		HILTON ALGER	Construction	54,751.93
Algeria		RESIDENCE EL MITHAK	Vocational Training	59,266.42
Antigua and Barbuda		GEF IWCAM Ministry of Tourism,Civil	Environmental Management	49,714.76
Argentina		IT AMERICA SOCIEDAD ANONIMA	Computer Related Services	114,274.00
Argentina		NIRO CONSTRUCCIONES S.A.	Construction	3,423,608.11
Argentina		PATRICIO PALMERO S.A.I.C.Y.A.	Construction	2,341,390.05
Argentina		INTERCONNECT S.A	Construction	1,919,986.55
Argentina		OIKOSS S.A.	Construction	1,291,802.83
Argentina		constructora calchaqui s.a	Construction	1,192,417.45
Argentina		Vidogar Construcciones S.A	Construction	1,169,557.35
Argentina		WASKO PEDRO	Construction	1,105,860.63
Argentina		EMPRESA CONSTRUCTORA TREVISIOL HNOS S.A.	Construction	985,312.61
Argentina		ESTUDIO ING.VILLA SRL DAVID BONALDI UTE	Construction	892,881.39
Argentina		CENTRO CONSTRUCCIONES S.A.	Construction	886,930.56
Argentina		BORDIGONI Y CIA SRL	Construction	754,014.34
Argentina		BORDIGONI Y CIA SRL	Construction	707,374.77
Argentina		COVEMA S.A.C.I.F.	Construction	638,602.41
Argentina		FENBER INGENIERIA SA	Construction	566,924.86
Argentina		SUNIL S.A	Construction	553,844.42
Argentina		Air Liquide Argentina S.A	Construction	377,394.88

Major Contracts for Services Placed by Agency During 2011 (Contracts of \$30,000 or more)

AGENCY			Contract Value
Location of Supplier	Name of Contractor	Description of Services	USD
UNOPS Continued			
Argentina	NIRO CONSTRUCCIONES S.A.	Construction	234,014.66
Argentina	Vidogar Construcciones S.A	Construction	224,185.81
Argentina	MANSERV SRL	Construction	186,816.30
Argentina	MANSERV SRL	Construction	151,014.42
Argentina	NIRO CONSTRUCCIONES S.A.	Construction	150,962.28
Argentina	Vidogar Construcciones S.A	Construction	138,849.43
Argentina	Vidogar Construcciones S.A	Construction	106,525.69
Argentina	PROYECTOS Y OBRAS AMERICANAS S.A.	Construction	91,518.17
Argentina	VARI SRL	Construction	86,959.64
Argentina	Vidogar Construcciones S.A	Construction	85,148.62
Argentina	BENUSSI S.R.L.	Construction	70,447.86
Argentina	Vidogar Construcciones S.A	Construction	68,728.70
Argentina	Vidogar Construcciones S.A	Construction	63,909.87
Argentina	Vidogar Construcciones S.A	Construction	46,480.16
Argentina	Vidogar Construcciones S.A	Construction	45,932.70
Argentina	Tala Construcciones S.A	Construction	44,695.67
Argentina	Vidogar Construcciones S.A	Construction	37,136.93
Argentina	EmprendimientosEnergeticosBinacionalesSA	Electrical Energy Resources	1,806,076.17
Argentina	BENUSSI S.R.L.	General Building Maintenance	39,036.07
Argentina	ORGANIZACION COURIER ARGENTINA S.A.	Land Transport	429,644.78
Argentina	ORGANIZACION COURIER ARGENTINA S.A.	Land Transport	315,531.45
Argentina	SERVI-ANGELES SA	Leasing or Rental Services	364,000.00
Argentina	FRANCOSA S.A.	Leasing or Rental Services	96,236.00
Argentina	C W CASTRO CRANWELL WEISS S.A.	Leasing or Rental Services	46,800.00
Argentina	KODAK ARGENTINA SAIC	Local Consultants-Technical	95,010.00
Argentina	AUTOTROL SACIAF	Public Utilities	338,786.00
Argentina	BGH S.A.	Telecommunications	570,873.60
Argentina	BGH S.A.	Telecommunications	398,430.00
Australia	LUMINICO PTY LTD	Intl Consultants - Support	90,604.41
Australia	LUMINICO PTY LTD	Intl Consultants - Support	46,562.50
Australia	SAACID Australia Incorporated	Service Contracts - Individual	492,433.00
Austria	International Commission for the	Environmental Management	100,000.00
Austria	International Commission for the	Environmental Management	75,000.00
Austria	International Commission for the	Travel Tickets International	57,543.00
Azerbaijan	Pasda "Chevra"	Environmental Management	36,484.00
Azerbaijan	Tibbi S MMC	Environmental Management	32,003.05
Bahamas	The Bahamas Environment Science and Tech	Environmental Management	57,629.85
Bangladesh	Bangladesh Centre for advanced Studies	Environmental Management	63,365.00
Barbados	CERMES/University of West Indies	Environmental Management	142,643.00
Belgium	BTS Travel Experts	Air travel	270,824.75
Belgium	BTS Travel Experts	Air travel	168,393.99
Belgium	BTS Travel Experts	Air travel	105,279.53
Belgium	BA BTS SA	Air travel	100,805.41
Belgium	VANBREDA INTERNATIONAL	Common Services - Premises	59,427.35
Belgium	EUROPEAN DATACOMM NV	Communication equipment rental	72,181.81
Belgium	EUROPEAN DATACOMM NV	Communication satellites	110,586.93
Belgium	EUROPEAN DATACOMM NV	COMMUNICATIONS	33,289.70
Belgium	VAN BREDA INTERNATIONAL	Insurance	39,297.20
Belgium	AVOCATS SANS FRONTIERES BELGIQUES	Legal procedures, other	396,201.00
Belgium	PwC Belgium	Management consultancy	48,266.81
Belgium	EUROPEAN DATACOMM NV	Satellite communications	32,559.99
Belgium	BTS Travel Experts	Travel agencies	137,639.59
Belgium	BTS Travel Experts	Travel agencies	45,585.98
Belgium	BTS Travel Experts	Travel Tickets International	171,419.22
Belgium	BTS Travel Experts	Travel Tickets International	42,530.21
Belgium	EMBASSY OF DR CONGO IN BELGIUM	Visas	39,506.17
Belize	NATIONAL PROTECTED AREAS / FOREST DEPT.	General Management Services	40,000.00
Bolivia	Jenny Najera	Salaries	88,000.00
Bosnia and Herzegovina	ENOVA D.O.O. SARAJEVO	Travel Tickets International	45,000.00
Botswana	Wellfield Consulting Services Pty Ltd	Environmental Management	149,296.75
Botswana	Wellfield Consulting Services Pty Ltd	Environmental Management	99,721.80
Botswana	Wellfield Consulting Services Pty Ltd	Environmental Management	99,531.19
Botswana	Warthog Civil Engineers (PTY) Ltd	Environmental Management	70,587.30
Botswana	Warthog Civil Engineers (PTY) Ltd	Environmental Management	65,816.30
Botswana	Warthog Civil Engineers (PTY) Ltd	Environmental Management	56,770.17
Botswana	Wellfield Consulting Services Pty Ltd	Environmental Management	49,765.59
Botswana	Wellfield Consulting Services Pty Ltd	Environmental Management	44,320.80
Botswana	Wellfield Consulting Services Pty Ltd	Environmental Management	44,320.80
Botswana	DAPIT VENTURES t/a GCSAT BOTSWANA	Environmental Management	39,865.28
Botswana	Wellfield Consulting Services Pty Ltd	Environmental Management	33,240.60
Brazil	GCE S/A	Building constructions, warehouse steel structures maintenanc	360,393.80
Brazil	INSTITUTO SOCIEDADE, POP	Environmental Management	39,550.00
Brazil	PAULO BRUNA ARQUITETOS ASSOCIADOS LTDA	Office buildings design	191,616.77
Burkina Faso	Groupe EIER-ETSHER	Common Services - Premises	48,049.86
Burkina Faso	UICN-Programme du Burkina Faso	Contracts	80,088.00
Burundi	BANQUE DE CREDIT DE BUJUMBURA	Travel Tickets International	100,000.00
Cambodia	PRICEWATERHOUSE CAMBODIA	Auditing, accountancy	198,216.00
Cambodia	PRICEWATERHOUSE CAMBODIA	Travel Tickets International	53,418.00
Cameroon	Cameroon Engineering SA	Construction	45,590.01
Cameroon	WWF CARPO	Environmental Protection	140,000.00
Canada	AEDIFICA INC.	Construction design	114,790.50
Canada	GEOTACTIC INC	Environmental impact assessment	50,000.00
Canada	GEOTACTIC INC	Environmental impact assessment	31,119.00
Canada	SNC-Lavalin International Inc.	Environmental Management	347,707.25
Canada	E.S Tunis and Associates Inc.	Environmental Management	198,850.00
Canada	UNITED NATION UNIVERSITY - INWEH	Environmental Management	111,000.00
Canada	MICRONUTRIENT INITIATIVE	Procurement Services	107,000.00
Canada	Canadian Leaders in International Consul	Training	62,925.00
Central African Republic	DIRECTION DES INFRASTRUCTURES	Construction	738,074.00
Central African Republic	DIRECTION DES INFRASTRUCTURES	Construction	158,161.31
Central African Republic	DIRECTION DES INFRASTRUCTURES	Construction	46,505.00
Central African Republic	DIRECTION DES INFRASTRUCTURES	Construction	38,446.00
Central African Republic	DIRECTION DES INFRASTRUCTURES	Construction	32,838.91
Central African Republic	UN Integ Peacebuilding Office C Afri Rep	Vocational Training	50,358.97
Chad	Entreprise MALIAM	Construction	50,473.34
China	RSM China Certified Public Accountants	Auditing, accountancy	184,000.00
China	RSM China Certified Public Accountants	Auditing, accountancy	46,000.00
China	First Institute of Oceanography	Environmental Management	48,874.00
China	First Institute of Oceanography	Environmental Management	39,000.00
China	China-Han Technical Development Corporat	Leasing or Rental Services	37,175.92
China	Hong Kong International Arbitration Cent	Legal aspects	200,000.00
Colombia	GRUPO HOTELERO MAR Y SOL S.A	Environmental Management	35,558.56
Colombia	Corporacion Osso	General Management Services	86,666.66
Colombia	UNION TEMPORAL G EXPONENCIAL DE JUSTICIA	Technical Studies	182,411.35
Costa Rica	DESATUR COROBICI, S.A.	Conference organizing services	43,704.78
Cote d'Ivoire	Orange Cote d'Ivoire SA	COMMUNICATIONS	56,749.29
Cote d'Ivoire	Orange Cote d'Ivoire SA	COMMUNICATIONS	33,829.79
Cote d'Ivoire	UNIVERSAL TECHNOLOGY	Management advisory services	812,115.83
Cote d'Ivoire	UNIVERSAL TECHNOLOGY	Management advisory services	526,624.74
Cote d'Ivoire	ORGANISATION INTERNATIONALE DU TRAVAIL	Rental housing	32,819.13
Cote d'Ivoire	ELECTRONIC COMMUNICATION	TRANSPORT OPERATIONS	2,520,250.51
Cote d'Ivoire	UNIVERSAL TECHNOLOGY	TRANSPORT OPERATIONS	119,519.97
Cote d'Ivoire	SAMA ENTREPRISE	TRANSPORT OPERATIONS	81,306.10

Major Contracts for Services Placed by Agency During 2011 (Contracts of \$30,000 or more)

AGENCY			Contract Value
Location of Supplier	Name of Contractor	Description of Services	USD
UNOPS Continued			
Cote d'Ivoire	SAN-SERAX	TRANSPORT OPERATIONS	78,053.86
Cote d'Ivoire	UNIVERSAL TECHNOLOGY	TRANSPORT OPERATIONS	78,053.86
Cote d'Ivoire	ELECTRONIC COMMUNICATION	TRANSPORT OPERATIONS	77,403.41
Cote d'Ivoire	UNIVERSAL TECHNOLOGY	TRANSPORT OPERATIONS	34,473.79
Croatia	DUBROVNIK - BABIN KUK d.d.	Environmental Management	123,181.69
Croatia	DUBROVNIK - BABIN KUK d.d.	Environmental Management	112,995.33
Cuba	ARCA 99 SRL	Construction	91,634.60
Cuba	BAHIAS ALTAMENTE CONTAMINADAS DEL CARIBE	Payment	45,000.00
Cyprus	CYP01Q02 / UNOPS-PARTNERSHIP FOR FUTURE	Service Industries	37,313.00
Czech Republic	Clovek v tisni, o.p.s	Training	206,386.00
Democratic Rep. of the Congo	ISCO-SC	Agricultural institutions, organisation and management	211,116.68
Democratic Rep. of the Congo	STANBIC BANK CONGO	BANKING AND INVESTMENT	67,902.76
Democratic Rep. of the Congo	STANBIC BANK CONGO	BANKING AND INVESTMENT	62,862.91
Democratic Rep. of the Congo	GRANDS HOTELS DU CONGO	CATERING SERVICES	38,998.50
Democratic Rep. of the Congo	AMICOR sprl	Civil works rehabilitation	780,250.00
Democratic Rep. of the Congo	AMICOR sprl	Civil works rehabilitation	300,000.00
Democratic Rep. of the Congo	Techniplan S.P.A	Civil works rehabilitation	232,950.00
Democratic Rep. of the Congo	AMICOR sprl	Civil works rehabilitation	184,600.00
Democratic Rep. of the Congo	FULLCOM	Civil works rehabilitation	183,194.00
Democratic Rep. of the Congo	FULLCOM	Civil works rehabilitation	150,351.72
Democratic Rep. of the Congo	AMICOR sprl	Civil works rehabilitation	149,271.00
Democratic Rep. of the Congo	CALYPSO	Civil works rehabilitation	145,717.22
Democratic Rep. of the Congo	AMICOR sprl	Civil works rehabilitation	144,117.20
Democratic Rep. of the Congo	AMICOR sprl	Civil works rehabilitation	139,800.00
Democratic Rep. of the Congo	International Emergency & Develop. Aid	Civil works rehabilitation	134,185.00
Democratic Rep. of the Congo	Sedetrav	Civil works rehabilitation	123,553.12
Democratic Rep. of the Congo	CALYPSO	Civil works rehabilitation	122,769.80
Democratic Rep. of the Congo	HelpAge Programme RDC	Civil works rehabilitation	120,743.00
Democratic Rep. of the Congo	CED	Civil works rehabilitation	119,985.00
Democratic Rep. of the Congo	FULLCOM	Civil works rehabilitation	114,016.00
Democratic Rep. of the Congo	FULLCOM	Civil works rehabilitation	106,966.67
Democratic Rep. of the Congo	ETS. MTS & CONSTRUCTION	Civil works rehabilitation	95,489.50
Democratic Rep. of the Congo	ETS. MTS & CONSTRUCTION	Civil works rehabilitation	81,390.00
Democratic Rep. of the Congo	AEO	Civil works rehabilitation	80,500.00
Democratic Rep. of the Congo	SEDIDE/BDD	Civil works rehabilitation	80,144.30
Democratic Rep. of the Congo	CED	Civil works rehabilitation	78,460.00
Democratic Rep. of the Congo	ETS. MTS & CONSTRUCTION	Civil works rehabilitation	77,514.00
Democratic Rep. of the Congo	ETS. MTS & CONSTRUCTION	Civil works rehabilitation	77,514.00
Democratic Rep. of the Congo	FULLCOM	Civil works rehabilitation	76,360.00
Democratic Rep. of the Congo	FULLCOM	Civil works rehabilitation	76,360.00
Democratic Rep. of the Congo	ODH Nord Kivu	Civil works rehabilitation	69,725.00
Democratic Rep. of the Congo	AMICOR sprl	Civil works rehabilitation	69,012.40
Democratic Rep. of the Congo	Best Construct sprl	Civil works rehabilitation	68,036.40
Democratic Rep. of the Congo	Dungu-Doruma Diocese	Civil works rehabilitation	66,000.00
Democratic Rep. of the Congo	HDA	Civil works rehabilitation	65,015.00
Democratic Rep. of the Congo	FULLCOM	Civil works rehabilitation	61,088.00
Democratic Rep. of the Congo	FULLCOM	Civil works rehabilitation	57,008.00
Democratic Rep. of the Congo	FULLCOM	Civil works rehabilitation	57,008.00
Democratic Rep. of the Congo	GROUPE JOMED	Civil works rehabilitation	49,497.80
Democratic Rep. of the Congo	AEO	Civil works rehabilitation	49,352.00
Democratic Rep. of the Congo	Extra Construction	Civil works rehabilitation	47,135.20
Democratic Rep. of the Congo	BAGEC	Civil works rehabilitation	46,000.00
Democratic Rep. of the Congo	GECOSEC	Civil works rehabilitation	45,013.00
Democratic Rep. of the Congo	HelpAge Programme RDC	Civil works rehabilitation	44,274.40
Democratic Rep. of the Congo	GECOSEC	Civil works rehabilitation	44,088.38
Democratic Rep. of the Congo	BAGEC	Civil works rehabilitation	43,858.00
Democratic Rep. of the Congo	Somic Asbl	Civil works rehabilitation	43,574.00
Democratic Rep. of the Congo	BCM	Civil works rehabilitation	40,864.00
Democratic Rep. of the Congo	CED	Civil works rehabilitation	39,558.03
Democratic Rep. of the Congo	MOUVEMENT DES PERSONNES ENGAGES DEVELOP.	Civil works rehabilitation	38,070.00
Democratic Rep. of the Congo	REGIDESO GOMA	Civil works rehabilitation	36,699.50
Democratic Rep. of the Congo	FULLCOM	Civil works rehabilitation	36,000.00
Democratic Rep. of the Congo	ALDI - GOMA	Civil works rehabilitation	34,920.00
Democratic Rep. of the Congo	CPADRI	Civil works rehabilitation	34,440.00
Democratic Rep. of the Congo	Centre des Jeunes DON BOSCO NGANGI	Civil works rehabilitation	34,200.80
Democratic Rep. of the Congo	GECOSEC	Civil works rehabilitation	34,118.00
Democratic Rep. of the Congo	GECOSEC	Civil works rehabilitation	34,118.00
Democratic Rep. of the Congo	International Emergency & Develop. Aid	Civil works rehabilitation	33,462.19
Democratic Rep. of the Congo	GROUPE JOMED	Civil works rehabilitation	32,858.75
Democratic Rep. of the Congo	GENECO	Civil works rehabilitation	32,828.50
Democratic Rep. of the Congo	CPADRI	Civil works rehabilitation	31,693.00
Democratic Rep. of the Congo	ENTRECOZA	Civil works rehabilitation	31,252.00
Democratic Rep. of the Congo	GROUPE JOMED	Civil works rehabilitation	30,236.90
Democratic Rep. of the Congo	CALYPSO	Civil works rehabilitation	30,225.00
Democratic Rep. of the Congo	ALDI - GOMA	Civil works rehabilitation	30,063.00
Democratic Rep. of the Congo	ALEXIS BUNGUDI KAYAMBA	Common Services - Premises	76,874.75
Democratic Rep. of the Congo	M.INTERCOM sprl	Computer hardware or software rental and/or lease	31,004.00
Democratic Rep. of the Congo	GRANDS HOTELS DU CONGO	Conference organizing services	67,963.50
Democratic Rep. of the Congo	PROCOM	Construction	74,762.00
Democratic Rep. of the Congo	B.E.CONCEPT	Construction	61,562.10
Democratic Rep. of the Congo	Amis du Développement Communautaire	Construction	55,699.10
Democratic Rep. of the Congo	EGCEI	Construction	50,000.00
Democratic Rep. of the Congo	PROCOP	Construction	49,680.00
Democratic Rep. of the Congo	LACH Ets	Construction	48,843.00
Democratic Rep. of the Congo	GROUBAN	Construction	48,243.00
Democratic Rep. of the Congo	E.B.C.G.	Construction	47,850.00
Democratic Rep. of the Congo	STGC SPRL	Construction	44,339.00
Democratic Rep. of the Congo	SERIC	Construction	42,876.00
Democratic Rep. of the Congo	GRATRAD	Construction	35,387.00
Democratic Rep. of the Congo	EGCEI SPRL	Construction	33,079.00
Democratic Rep. of the Congo	EJC	Construction	32,469.00
Democratic Rep. of the Congo	ADECAS	Construction	31,830.00
Democratic Rep. of the Congo	MOISE & FILS	Construction	31,233.00
Democratic Rep. of the Congo	AEICO	Construction	31,130.00
Democratic Rep. of the Congo	VODACOM	Credit cards	34,972.61
Democratic Rep. of the Congo	UPT	Engineering services relating to natural resources	44,950.00
Democratic Rep. of the Congo	LINE CONSTRUCTION Sprl	Engineering services relating to natural resources	35,970.00
Democratic Rep. of the Congo	TL2- TSHUAPA LOMAMI LUALABA	Environmental Management	102,000.00
Democratic Rep. of the Congo	OKAPI Environnement Conseil Sprl	ENVIRONMENTAL PROTECTION	49,964.00
Democratic Rep. of the Congo	GRIDE RDC	ENVIRONMENTAL PROTECTION	49,950.00
Democratic Rep. of the Congo	RDCCOMPETENCE	ENVIRONMENTAL PROTECTION	48,884.00
Democratic Rep. of the Congo	Trading Congo	Furniture maintenance and repair	55,245.00
Democratic Rep. of the Congo	World Food Programme	General Management Services	38,978.00
Democratic Rep. of the Congo	ASSADEL	Hospital construction work	131,165.00
Democratic Rep. of the Congo	GROUBAN	Hospital construction work	92,418.00
Democratic Rep. of the Congo	NOVEL CONSULT	Hospital construction work	66,701.00
Democratic Rep. of the Congo	GADEV	Hospital construction work	62,480.00
Democratic Rep. of the Congo	EGECOM	Hospital construction work	62,209.00
Democratic Rep. of the Congo	Amis du Développement Communautaire	Hospital construction work	50,045.00
Democratic Rep. of the Congo	E.B.C.G.	Hospital construction work	47,491.70
Democratic Rep. of the Congo	ETS JULKCO	Hospital construction work	34,330.00
Democratic Rep. of the Congo	Global Broadband Solution Congo	Internet/intranet based systems development	69,586.00
Democratic Rep. of the Congo	GRANDS HOTELS DU CONGO	Leases	522,450.00

Major Contracts for Services Placed by Agency During 2011 (Contracts of \$30,000 or more)

AGENCY			Contract Value
Location of Supplier	Name of Contractor	Description of Services	USD
UNOPS Continued			
Democratic Rep. of the Congo	GRANDS HOTELS DU CONGO	Leases	74,960.00
Democratic Rep. of the Congo	GRANDS HOTELS DU CONGO	Leases	70,380.00
Democratic Rep. of the Congo	ALEXIS BUNGUDI KAYAMBA	Leasing or Rental Services	78,000.00
Democratic Rep. of the Congo	ALEXIS BUNGUDI KAYAMBA	Leasing or Rental Services	39,000.00
Democratic Rep. of the Congo	ALEXIS BUNGUDI KAYAMBA	Leasing or Rental Services	39,000.00
Democratic Rep. of the Congo	Institut des Soeurs Filles de Molegbe	Leasing or Rental Services	34,031.00
Democratic Rep. of the Congo	Direction des Voies de desserte agricole	Local Consultants-Technical	43,227.50
Democratic Rep. of the Congo	EGC-Entreprise Générale de Construction	Rehabilitation	259,941.30
Democratic Rep. of the Congo	HYDROGEC SPRL	Rehabilitation	257,769.16
Democratic Rep. of the Congo	HYDROGEC SPRL	Rehabilitation	252,594.45
Democratic Rep. of the Congo	HOUSE CONSTRUCTION SPRL	Rehabilitation	224,543.87
Democratic Rep. of the Congo	G.C.C. Sprl	Rehabilitation	202,708.04
Democratic Rep. of the Congo	TRABAGEC S.p.r.l.	Rehabilitation	198,103.20
Democratic Rep. of the Congo	CALYPSON	Rehabilitation	194,646.20
Democratic Rep. of the Congo	MPENSO CONSTRUCTION	Rehabilitation	193,804.00
Democratic Rep. of the Congo	ENGINEERING NETWORK SPRL	Rehabilitation	193,668.72
Democratic Rep. of the Congo	Star Construction	Rehabilitation	177,456.46
Democratic Rep. of the Congo	ENGINEERING NETWORK SPRL	Rehabilitation	170,842.80
Democratic Rep. of the Congo	Etudes et Travaux de Construction	Rehabilitation	151,817.84
Democratic Rep. of the Congo	LEC Sprl	Rehabilitation	151,584.43
Democratic Rep. of the Congo	Ets Creating New Solutions	Rehabilitation	144,590.67
Democratic Rep. of the Congo	AMICOR sprl	Rehabilitation	143,884.38
Democratic Rep. of the Congo	HYDROGEC SPRL	Rehabilitation	139,419.14
Democratic Rep. of the Congo	LEANS PROJECTS	Rehabilitation	130,632.09
Democratic Rep. of the Congo	GILU TECHNOLOGIES	Rehabilitation	128,295.15
Democratic Rep. of the Congo	TEQUIERO CONSTRUCTION CONSTEQ	Rehabilitation	127,435.05
Democratic Rep. of the Congo	VIFRAN SPRL	Rehabilitation	125,413.54
Democratic Rep. of the Congo	ARTA Sprl	Rehabilitation	120,310.55
Democratic Rep. of the Congo	TEQUIERO CONSTRUCTION CONSTEQ	Rehabilitation	110,857.40
Democratic Rep. of the Congo	ETS GLD	Rehabilitation	110,196.37
Democratic Rep. of the Congo	FULLCOM	Rehabilitation	107,848.59
Democratic Rep. of the Congo	TTRCB CONGO SPRL	Rehabilitation	105,411.39
Democratic Rep. of the Congo	APEK	Rehabilitation	104,380.45
Democratic Rep. of the Congo	La Voix de la Nature	Rehabilitation	104,269.52
Democratic Rep. of the Congo	TTRCB CONGO SPRL	Rehabilitation	99,810.88
Democratic Rep. of the Congo	EGT Congo	Rehabilitation	90,847.78
Democratic Rep. of the Congo	ARTA Sprl	Rehabilitation	82,188.74
Democratic Rep. of the Congo	MAISON GOSHEN	Rehabilitation	81,706.48
Democratic Rep. of the Congo	TTRCB CONGO SPRL	Rehabilitation	76,178.79
Democratic Rep. of the Congo	BECE	Rehabilitation	74,929.56
Democratic Rep. of the Congo	BOBO CONSTRUCTION SPRL	Rehabilitation	74,540.24
Democratic Rep. of the Congo	APEK	Rehabilitation	73,721.45
Democratic Rep. of the Congo	Entreprise Générale MALTA FORREST	Rehabilitation	68,298.15
Democratic Rep. of the Congo	EMERAUDE SPRL	Rehabilitation	61,586.48
Democratic Rep. of the Congo	GILU TECHNOLOGIES	Rehabilitation	59,911.31
Democratic Rep. of the Congo	ARK Construct	Rehabilitation	54,775.32
Democratic Rep. of the Congo	L.MAT-COLOR	Rehabilitation	50,737.70
Democratic Rep. of the Congo	GADEV	Rehabilitation	49,054.40
Democratic Rep. of the Congo	FULLCOM	Rehabilitation	46,304.00
Democratic Rep. of the Congo	DETA-CHRIST	Rehabilitation	44,857.57
Democratic Rep. of the Congo	MAISON GOSHEN	Rehabilitation	44,414.74
Democratic Rep. of the Congo	ARTA Sprl	Rehabilitation	42,750.40
Democratic Rep. of the Congo	MAISON GOSHEN	Rehabilitation	39,205.62
Democratic Rep. of the Congo	DETA-CHRIST	Rehabilitation	38,163.20
Democratic Rep. of the Congo	GEPATECH	Rehabilitation	37,427.40
Democratic Rep. of the Congo	COGEBAT SPRL	Rehabilitation	35,737.46
Democratic Rep. of the Congo	CATAIDEC	Rehabilitation	34,156.95
Democratic Rep. of the Congo	FEDERATION DES ASSOCIATIONS PAYSANNES	Rehabilitation	33,985.20
Democratic Rep. of the Congo	ARK Construct	Rehabilitation	32,330.91
Democratic Rep. of the Congo	ARTA Sprl	Rehabilitation	32,278.39
Democratic Rep. of the Congo	DETA-CHRIST	Rehabilitation	31,795.63
Democratic Rep. of the Congo	CEDIC	Rehabilitation	30,151.00
Democratic Rep. of the Congo	HDW/Bukavu	Rental housing	37,800.00
Democratic Rep. of the Congo	Car Station	Vehicle rental	87,435.00
Democratic Rep. of the Congo	CAR EXPRESS SERVICES	Vehicle rental	68,675.00
Denmark	Africa Automotive A/S	Air fare	107,858.00
Denmark	DHL GLOBAL FORWARDING/DHL DANZAS AIR	Airfreight transport	77,748.21
Denmark	KPMG - Denmark	Auditing	39,744.00
Denmark	UNDP Common Services	Common Services - Premises	359,532.00
Denmark	COMWELL KLARSKOVGAARD A-S	Conference organizing services	62,874.82
Denmark	UNDP Common Services	Courier Charges & Delivery	50,000.00
Denmark	WHO - WORLD HEALTH ORGANIZATION	Environmental and health aspects of water development adviso	83,081.00
Denmark	GEUS, GEOLOGICAL SURVEY OF DENMARK AND G	Environmental Management	122,895.00
Denmark	GEUS, GEOLOGICAL SURVEY OF DENMARK AND G	Environmental Management	102,412.50
Denmark	DANISH DEMINING GROUP	Explosive ordnance disposal or mine clearing services	444,444.00
Denmark	DANISH DEMINING GROUP	Explosive ordnance disposal or mine clearing services	444,444.00
Denmark	DANISH DEMINING GROUP	Explosive ordnance disposal or mine clearing services	47,500.00
Denmark	DHL Global Forwarding (Denmark) A/S	Freight forwarding	157,600.00
Denmark	KUEHNE & NAGEL A/S	Freight forwarding	77,225.61
Denmark	KUEHNE & NAGEL A/S	Freight forwarding	67,559.77
Denmark	KUEHNE & NAGEL A/S	Freight forwarding	52,559.93
Denmark	KUEHNE & NAGEL A/S	Freight forwarding	46,060.00
Denmark	KUEHNE & NAGEL A/S	Freight forwarding	43,667.58
Denmark	KUEHNE & NAGEL A/S	Freight forwarding	42,410.01
Denmark	SCAN GLOBAL LOGISTICS A/S	Freight forwarding	37,786.00
Denmark	KUEHNE & NAGEL A/S	Freight forwarding	34,650.00
Denmark	KUEHNE & NAGEL A/S	Freight forwarding	30,703.88
Denmark	SCAN GLOBAL LOGISTICS A/S	Freight rates	257,738.03
Denmark	KUEHNE & NAGEL A/S	Freight rates	231,501.00
Denmark	KUEHNE & NAGEL A/S	Freight rates	43,485.00
Denmark	KUEHNE & NAGEL A/S	Freight rates	38,429.99
Denmark	KUEHNE & NAGEL A/S	Freight rates	38,143.10
Denmark	PricewaterhouseCoopers Statsautoriseret	Management advisory services	298,279.16
Denmark	PricewaterhouseCoopers Statsautoriseret	Management advisory services	285,244.10
Denmark	PricewaterhouseCoopers Statsautoriseret	Management advisory services	57,799.73
Denmark	DANISH DEMINING GROUP	Salary	48,383.00
Denmark	KUEHNE & NAGEL A/S	Sea freight transport	193,543.57
Denmark	KUEHNE & NAGEL A/S	Sea freight transport	141,485.63
Denmark	KUEHNE & NAGEL A/S	Sea freight transport	114,034.59
Denmark	SCAN GLOBAL LOGISTICS A/S	Sea freight transport	76,840.00
Denmark	KUEHNE & NAGEL A/S	Sea freight transport	52,578.24
Denmark	KUEHNE & NAGEL A/S	Sea freight transport	52,390.00
Denmark	SCAN GLOBAL LOGISTICS A/S	Sea freight transport	35,350.00
Denmark	DANIMEX COMMUNICATIONS LTD	Telecommunications	37,243.85
Denmark	DAMASEC	Training	194,120.00
Denmark	KUEHNE & NAGEL A/S	Transportation storage	495,047.70
Denmark	VEJLE REJSER	Travel	40,197.16
Denmark	VEJLE REJSER	Travel Service	41,233.26
Denmark	VEJLE REJSER	Travel Service	33,674.67
Denmark	VEJLE REJSER	Travel Service	32,344.67
Denmark	VEJLE REJSER	Travel Tickets International	104,712.12
Denmark	VEJLE REJSER	Travel Tickets International	80,077.00
Denmark	PHOENIX DESIGN AID	Travel Tickets International	30,905.00

Major Contracts for Services Placed by Agency During 2011 (Contracts of \$30,000 or more)

AGENCY			Contract Value
Location of Supplier	Name of Contractor	Description of Services	USD
UNOPS Continued			
Denmark	KUEHNE & NAGEL A/S	Vehicles	525,894.27
Denmark	KUEHNE & NAGEL A/S	Vehicles	357,783.28
Denmark	KUEHNE & NAGEL A/S	Vehicles	58,241.43
Denmark	KUEHNE & NAGEL A/S	Vehicles	35,735.01
Denmark	KUEHNE & NAGEL A/S	Vehicles	31,375.00
Djibouti	MINISTRY OF ENVIRONNEMENT, URBANISME	Environmental Protection	40,000.00
Dominica	Diffusion Group Trading Ltd	Road signs and signals	86,625.00
Dominican Republic	Secrtr Envir. & Natural Resources SEMARN	Environmental Management	49,999.95
East Timor	PARTN.IN THE ENV. M.F.THE S.OF EAST ASIA	Environmental Management	57,500.00
Egypt	Toug Trading and Engineering Co	Construction	1,010,655.25
Egypt	Thomas Cook Egypt	Travel Tickets International	59,130.00
Egypt	Thomas Cook Egypt	Travel Tickets International	59,130.00
El Salvador	Maxwell Josué BONILLA GOMEZ	Cartographic Services	38,482.50
El Salvador	Maxwell Josué BONILLA GOMEZ	Cartographic Services	32,375.00
El Salvador	FUNDACION PARA EL DESARROLLO SOSTENIBLE	Payment	93,558.00
Ethiopia	Black Stars Investments Group Co. Ltd	Construction	495,924.59
Ethiopia	NEW VISION ENGINEERING COMPANY LTD	Construction	433,199.54
Ethiopia	DKD International Company Limited	Construction	422,726.73
Ethiopia	NYG CONSTRUCTION LIMITED	Construction	345,997.00
Ethiopia	NYG CONSTRUCTION LIMITED	Construction	321,418.81
Ethiopia	Jambo Construction & Trading Ltd	Construction	254,488.00
Ethiopia	NYG CONSTRUCTION LIMITED	Construction	238,823.00
Ethiopia	Black Stars Investments Group Co. Ltd	Construction	146,910.00
Ethiopia	NEW VISION ENGINEERING COMPANY LTD	Construction	137,320.00
Ethiopia	Black Stars Investments Group Co. Ltd	Construction	88,532.90
Ethiopia	NYG CONSTRUCTION LIMITED	Construction	46,705.50
Ethiopia	Jambo Construction & Trading Ltd	Construction services	460,387.20
Ethiopia	Jambo Construction & Trading Ltd	Construction services	230,905.31
Ethiopia	Jambo Construction & Trading Ltd	Construction services	196,252.00
Ethiopia	ALPHA TOUR AND TRAVEL AGENCY	T & B Services; other	56,732.94
Ethiopia	ALPHA TOUR AND TRAVEL AGENCY	T & B Services; other	33,919.94
Ethiopia	ADIKA TOUR & TRAVEL PVT. LTD. CO.	Travel	57,568.39
Ethiopia	ADIKA TOUR & TRAVEL PVT. LTD. CO.	Travel	50,907.37
Ethiopia	ADIKA TOUR & TRAVEL PVT. LTD. CO.	Travel	50,729.47
Ethiopia	ADIKA TOUR & TRAVEL PVT. LTD. CO.	Travel Service	69,671.44
Ethiopia	Safeway Travel and Tours PLC	Travel Tickets International	32,352.35
France	AUREDI	Contracts	400,076.00
France	UNESCO	Environmental Management	313,196.99
France	UNESCO	Environmental Management	125,000.00
France	Etablissement Kerkhof	Environmental Management	84,667.61
France	HANDICAP INTERNATIONAL	Explosive ordnance disposal or mine clearing services	88,612.00
France	HANDICAP INTERNATIONAL	Explosive ordnance disposal or mine clearing services	88,612.00
France	HANDICAP INTERNATIONAL	Explosive ordnance disposal or mine clearing services	79,285.00
France	HANDICAP INTERNATIONAL	Explosive ordnance disposal or mine clearing services	79,285.00
France	HANDICAP INTERNATIONAL	Explosive ordnance disposal or mine clearing services	79,285.00
France	HANDICAP INTERNATIONAL	Explosive ordnance disposal or mine clearing services	49,000.00
France	HANDICAP INTERNATIONAL	Explosive ordnance disposal or mine clearing services	41,974.00
France	World Bank	Intl Consultants-Technical	111,100.00
France	World Bank	Intl Consultants-Technical	111,100.00
France	Franck Caussin	Intl Consultants-Technical	84,000.00
France	EI-DRFIP-IDF Paris	Management contracts	100,000.00
France	HANDICAP INTERNATIONAL	Project Management	130,000.00
Germany	Oekometric GmbH	Environmental Management	120,000.00
Germany	UNFCCC / UNOG GENERAL FUND	Procurement Services	90,000.00
Germany	Adelphi Consult GmbH	Procurement Services	65,436.39
Germany	UNFCCC / UNOG GENERAL FUND	Project Management	52,250.00
Ghana	Emmanuel OBUOBIE	Recruitment	48,000.00
Ghana	Emmanuel OBUOBIE	Recruitment	48,000.00
Ghana	FIESTA ROYALE HOTEL	Vocational Training	81,630.00
Greece	MIO-ECSDE host for GWP MED	Environmental Management	90,500.00
Greece	MIO-ECSDE host for GWP MED	Environmental Management	55,000.00
Guatemala	CONSTRUCCIONES Y CONSULTORIA, S.A.	Construction	1,323,877.14
Guatemala	CONSTRUCCIONES Y CONSULTORIA, S.A.	Construction	1,289,127.52
Guatemala	CONSTRUCCIONES Y CONSULTORIA, S.A.	Construction	1,225,735.93
Guatemala	CONSTRUCCIONES Y CONSULTORIA, S.A.	Construction	1,096,541.25
Guatemala	CONSTRUCCIONES Y CONSULTORIA, S.A.	Construction	973,541.71
Guatemala	CONSTRUCCIONES Y CONSULTORIA, S.A.	Construction	800,637.67
Guatemala	CONSTRUCCIONES Y CONSULTORIA, S.A.	Construction	695,419.21
Guatemala	CONSTRUCCIONES Y CONSULTORIA, S.A.	Construction	594,101.10
Guatemala	ARQUITECTOS ASESORES, S.A.	Construction	511,453.05
Guatemala	CONSTRUCCIONES Y CONSULTORIA, S.A.	Construction	497,398.71
Guatemala	CONSTRUCCIONES Y CONSULTORIA, S.A.	Construction	467,892.11
Guatemala	CONSTRUCCIONES Y CONSULTORIA, S.A.	Construction	461,924.96
Guatemala	CONSTRUCCIONES Y CONSULTORIA, S.A.	Construction	345,617.88
Guatemala	CONSTRUCCIONES Y CONSULTORIA, S.A.	Construction	316,135.23
Guatemala	CONSTRUCCIONES Y CONSULTORIA, S.A.	Construction	255,716.17
Guatemala	CONSTRUCCIONES Y CONSULTORIA, S.A.	Construction	249,649.25
Guatemala	HIDROPOZOS, S.A.	Construction	224,454.16
Guatemala	CONSTRUCCIONES Y CONSULTORIA, S.A.	Construction	224,171.54
Guatemala	CONSTRUCCIONES Y CONSULTORIA, S.A.	Construction	181,903.14
Guatemala	CONSTRUCCIONES Y CONSULTORIA, S.A.	Construction	179,748.59
Guatemala	CONSTRUCCIONES Y CONSULTORIA, S.A.	Construction	178,956.81
Guatemala	ELEVADORES OTIS, S.A. DE C.V.	Construction	165,639.20
Guatemala	CONSTRUCCIONES Y CONSULTORIA, S.A.	Construction	157,820.49
Guatemala	CONSTRUCCIONES Y CONSULTORIA, S.A.	Construction	150,797.14
Guatemala	NFC de Centroamerica, S.A.	Construction	147,886.76
Guatemala	CONSTRUCCIONES Y CONSULTORIA, S.A.	Construction	119,355.69
Guatemala	CONSTRUCCIONES Y CONSULTORIA, S.A.	Construction	113,127.66
Guatemala	INTERCERAMIC DE GUATEMALA, S.A.	Construction	88,053.30
Guatemala	LEONEL AVILES & ASOCIADOS S.A. DE C.V.	Construction	76,020.00
Guatemala	LEONEL AVILES & ASOCIADOS S.A. DE C.V.	Construction	76,020.00
Guatemala	LEONEL AVILES & ASOCIADOS S.A. DE C.V.	Construction	76,020.00
Guatemala	LEONEL AVILES & ASOCIADOS S.A. DE C.V.	Construction	76,020.00
Guatemala	LEONEL AVILES & ASOCIADOS S.A. DE C.V.	Construction	76,020.00
Guatemala	LEONEL AVILES & ASOCIADOS S.A. DE C.V.	Construction	76,020.00
Guatemala	LEONEL AVILES & ASOCIADOS S.A. DE C.V.	Construction	76,020.00
Guatemala	LEONEL AVILES & ASOCIADOS S.A. DE C.V.	Construction	76,020.00
Guatemala	LEONEL AVILES & ASOCIADOS S.A. DE C.V.	Construction	76,020.00
Guatemala	LEONEL AVILES & ASOCIADOS S.A. DE C.V.	Construction	76,020.00
Guatemala	CONSTRUCCIONES Y CONSULTORIA, S.A.	Construction	69,095.33
Guatemala	INGENIERIA INTEGRAL	Construction	57,279.33
Guatemala	LEONEL AVILES & ASOCIADOS S.A. DE C.V.	Construction	50,020.00
Guatemala	COMPLEMENTOS ARQUITECTONICOS LA PATRONA,	Construction	44,813.56
Guatemala	NATURALEZA ABIERTA GUATEMALA EXPLORE, S.	Construction	44,527.20
Guatemala	LEONEL AVILES & ASOCIADOS S.A. DE C.V.	Construction	43,417.59
Guatemala	PRODUCTOS ASAF	Construction	40,340.49
Guatemala	LA FONTANA, S.A.	Construction	37,234.09
Guatemala	INGENIERIA INTEGRAL	Construction	33,362.48
Guatemala	WORLD WILDLIFE FUND	Payment	93,350.00
Guatemala	ASOCIACION GUATEMALTECA DE EXPORTADORES	Payment	55,900.00
Guatemala	BANCO INDUSTRIAL, S.A.	Payment	50,805.00
Guatemala	AUTOMOTRIZ R.A. NICOL, S.A.	Public Utilities	45,733.58

Major Contracts for Services Placed by Agency During 2011 (Contracts of \$30,000 or more)

AGENCY			Contract Value
Location of Supplier	Name of Contractor	Description of Services	USD
UNOPS Continued			
Guatemala	BANCO INDUSTRIAL, S.A.	Salaries	37,080.00
Guatemala	INGENIERIA, TECNOLOGIA Y COMUNICACIONES	System Installation	31,350.00
Haiti	SODEC INTERNATIONAL	Cleaning services	50,256.69
Haiti	KALIKO BEACH CLUB	Communication, information, learning, optical and non-optica	56,565.00
Haiti	LOPAS S.A	Construction	247,950.00
Haiti	SOCEPE CONSTRUCTION	Construction	179,177.45
Haiti	ProcuServe Haiti S.A	Construction	163,081.43
Haiti	SAGES	Construction	122,461.08
Haiti	SAM CONSTRUCTION	Construction	85,100.07
Haiti	FINENET	Construction	62,960.22
Haiti	INGCOSA	Construction	47,723.63
Haiti	Societe Civile Benjamin-Jadotte	Construction services	87,390.00
Haiti	G B DESIGN	Construction work and site management, general	120,980.00
Haiti	PISACO	Construction work and site management, general	58,378.66
Haiti	HAITI LOGISTICS	Contracts	51,600.00
Haiti	BELSA DEVELOPMENT S.A.	ENGINEERING SERVICES	833,100.00
Haiti	BELSA DEVELOPMENT S.A.	ENGINEERING SERVICES	363,120.06
Haiti	BELSA DEVELOPMENT S.A.	ENGINEERING SERVICES	269,817.45
Haiti	PISACO	ENGINEERING SERVICES	62,790.65
Haiti	GEOTECHSOL	Geotechnical services	40,950.00
Haiti	HAYTIAN TRACTOR & EQUIPMENT CO	Leasing or Rental Services	115,860.00
Haiti	UNITRANSFER	Local Consultants-Support	112,108.97
Haiti	UNITRANSFER	Local Consultants-Support	64,722.77
Haiti	UNITRANSFER	Local Consultants-Support	61,097.02
Haiti	UNITRANSFER	Local Consultants-Support	49,980.20
Haiti	UNITRANSFER	Local Consultants-Support	36,643.64
Haiti	UNITRANSFER	Local Consultants-Support	36,610.56
Haiti	UNITRANSFER	Local Consultants-Support	36,175.33
Haiti	UNITRANSFER	Local Consultants-Support	34,934.48
Haiti	UNITRANSFER	Local Consultants-Support	34,846.04
Haiti	UNITRANSFER	Local Consultants-Support	33,931.74
Haiti	UNITRANSFER	Local Consultants-Support	33,236.72
Haiti	UNITRANSFER	Local Consultants-Technical	75,915.49
Haiti	VFM	Maintenance & Repair Services	35,906.38
Haiti	VFM	Maintenance & Repair Services	35,906.38
Haiti	UNIGESTION HOLDINGS S.A.	Mobile communications services	113,381.08
Haiti	UNIGESTION HOLDINGS S.A.	Mobile communications services	39,340.43
Haiti	CONDOR SECURITY AND SERVICES SA	Office security equipment	35,550.03
Haiti	HAYTIAN TRACTOR & EQUIPMENT CO	Rental services for construction equipment (equipment pools)	49,236.03
Haiti	JEAN ROBERT WAWA / ATMORE INTERNATIONAL	Residence rental	38,655.00
Haiti	BELSA DEVELOPMENT S.A.	Road construction work	248,200.00
Haiti	UNITRANSFER	Salary	39,112.27
Haiti	GOL Sanitation	Sanitation, other	88,807.57
Haiti	Professional Security Services S.A	Security Services	119,470.00
Haiti	Professional Security Services S.A	Security Services	97,200.00
Haiti	Professional Security Services S.A	Security Services	32,400.00
Haiti	UNIGESTION HOLDINGS S.A.	Telephone services	69,353.83
Haiti	ENGETA	Topographic surveying	36,570.00
Haiti	Transport a la minute	Vehicle rental	204,415.00
Haiti	Best Choice Transportation Services	Vehicle rental	173,900.00
Haiti	Rentco	Vehicle rental	173,750.00
Haiti	Focus Multi Services	Vehicle rental	111,672.00
Haiti	HAYTIAN TRACTOR & EQUIPMENT CO	Vehicle rental	99,270.00
Haiti	Transport a la minute	Vehicle rental	93,480.00
Haiti	SOCOPROSA	Vehicle rental	81,820.00
Haiti	Focus Multi Services	Vehicle rental	80,000.00
Haiti	Focus Multi Services	Vehicle rental	76,800.00
Haiti	RHT Plaza	Vehicle rental	63,000.00
Haiti	RHT Plaza	Vehicle rental	54,500.10
Haiti	RHT Plaza	Vehicle rental	51,600.00
Haiti	HAYTIAN TRACTOR & EQUIPMENT CO	Vehicle rental	47,754.00
Haiti	RHT Plaza	Vehicle rental	47,450.00
Haiti	National Transport Services	Vehicle rental	43,000.00
Haiti	RHT Plaza	Vehicle rental	42,410.00
Haiti	RHT Plaza	Vehicle rental	37,950.00
Haiti	RHT Plaza	Vehicle rental	37,500.00
Haiti	HAYTIAN TRACTOR & EQUIPMENT CO	Vehicle rental	34,959.44
Haiti	National Transport Services	Vehicle rental	33,300.00
Haiti	National Transport Services	Vehicle rental	30,960.00
Honduras	FUNBANHCAFE	Payment	103,846.00
Honduras	ASOCIACION COORDINADORA DE MUJERES CAMPE	Payment	85,041.00
Honduras	EMPRESA AGROINDUSTRIAL DEL COCO LEMENIGI	Payment	81,152.00
Honduras	ASOCIACION CIVIL PROYECTO ALDEA GLOBAL	Payment	78,845.00
Honduras	CORPORACION TECHNOSEVE, INC.	Payment	47,133.00
Hungary	Regional Environmental Center	Procurement Services	63,033.00
India	LOCHAN&CO	Auditing, accountancy	63,338.00
India	WorldBioHazTec+MUKESH+BioZEEN Consortium	Building consultants, architects	1,525,348.68
India	WorldBioHazTec+MUKESH+BioZEEN Consortium	Building consultants, architects	85,580.00
India	MCI Management India Pvt. Ltd	Conference organizing services	42,399.59
India	National Power Training Institute	DSA International	40,000.00
India	YAYASAN BINA USAHA LINGKUNGAN	Environmental Management	43,686.00
India	Prognosis Management & Research Consulta	General Management Services	33,369.90
India	National AIDS Research Institute, Pune	Inspection and testing of equipment	112,087.91
India	National Power Training Institute	Intl Consultants-Technical	178,650.00
India	LOCHAN&CO	Intl Consultants-Technical	79,202.00
India	TUV SUD SOUTH ASIA PVT LTD	Laboratory testing	48,731.36
India	Marudhar Cultivators Pvt. Ltd.	Leasing or Rental Services	60,742.41
India	Marudhar Theatres Pvt. Ltd.	Leasing or Rental Services	60,742.41
India	Marudhar Cultivators Pvt. Ltd.	Leasing or Rental Services	40,494.94
India	Marudhar Cultivators Pvt. Ltd.	Leasing or Rental Services	40,494.94
India	Marudhar Theatres Pvt. Ltd.	Leasing or Rental Services	40,494.94
India	Marudhar Theatres Pvt. Ltd.	Leasing or Rental Services	40,494.94
India	Hotel Woodstock	Leasing or Rental Services	33,087.46
India	Hotel Woodstock	Leasing or Rental Services	32,967.04
India	Hotel Woodstock	Leasing or Rental Services	32,967.04
India	INTER MODULE FURNISHERS	Leasing or Rental Services	32,951.84
India	Marudhar Cultivators Pvt. Ltd.	Leasing or Rental Services	30,371.20
India	Marudhar Cultivators Pvt. Ltd.	Leasing or Rental Services	30,371.20
India	Marudhar Theatres Pvt. Ltd.	Leasing or Rental Services	30,371.20
India	Marudhar Theatres Pvt. Ltd.	Leasing or Rental Services	30,371.20
India	YORK SCIENTIFIC INDUSTRIES PVT LTD	Medical and other technical equipment rental	70,843.00
India	YORK SCIENTIFIC INDUSTRIES PVT LTD	Medical and other technical equipment rental	70,843.00
India	YORK SCIENTIFIC INDUSTRIES PVT LTD	Medical and other technical equipment rental	70,843.00
India	YORK SCIENTIFIC INDUSTRIES PVT LTD	Medical and other technical equipment rental	70,843.00
India	Prognosis Management & Research Consulta	Procurement Services	49,466.80
India	ZMQ SOFTWARE SYSTEMS	Procurement Services	43,280.94
India	MedicaSynergie- Projs & Consultancy Div	Research and Development	41,881.44
India	Prognosis Management & Research Consulta	Research and Development	41,497.96
India	Prognosis Management & Research Consulta	Research and Development	41,081.33
India	TALEEM RESEARCH FOUNDATION	Research and Development	34,948.20
India	CHALET HOTELS LTD	Travel Tickets International	214,928.43
India	CHALET HOTELS LTD	Travel Tickets International	188,234.00
India	CHALET HOTELS LTD	Travel Tickets International	82,466.92

Major Contracts for Services Placed by Agency During 2011 (Contracts of \$30,000 or more)

AGENCY			Contract Value
Location of Supplier	Name of Contractor	Description of Services	USD
UNOPS Continued			
India	KUONI BUSINESS TRAVELS INDIA PVT LTD	Travel Tickets International	65,934.07
India	CHALET HOTELS LTD	Travel Tickets International	40,000.00
India	HLL Lifecare Ltd	VAT	198,964.07
India	Phoenix Medical Systems Pvt Ltd	VAT	129,349.52
India	JCBL LIMITED	VAT	103,660.96
India	VARIETY VYAPAAR PVT LTD	VAT	45,455.78
India	Mitra Industries Pvt.Ltd.	VAT	34,549.64
India	MEDI WAVES INC.	VAT	34,392.83
India	JAGAN DRILLING SS COMPANY LIMITED	Water well drilling	34,700.00
Indonesia	PT. DELTAMAS SOLUSINDO	Construction	1,556,333.80
Indonesia	PT. DELTAMAS SOLUSINDO	Construction	1,404,122.02
Indonesia	PT. Trisakti Mekarmandiri	Construction	448,255.83
Indonesia	PT. DELTAMAS SOLUSINDO	Construction	351,220.35
Indonesia	PT. DELTAMAS SOLUSINDO	Construction	247,520.29
Indonesia	PT. DELTAMAS SOLUSINDO	Construction	244,460.64
Indonesia	PT. DELTAMAS SOLUSINDO	Construction	179,382.38
Indonesia	PT Sahabat Indonesia Inti Mandiri	Construction	45,944.63
Indonesia	PT PLARENCO	Environmental Management	46,590.04
Indonesia	PT GaiaScience Indonesia	Procurement Services	155,810.41
Indonesia	PT. ITS SCIENCE INDONESIA	Procurement Services	99,753.61
Indonesia	PT. ITS SCIENCE INDONESIA	Procurement Services	84,800.96
Indonesia	PT. ITS SCIENCE INDONESIA	Procurement Services	61,680.06
Iran, Islamic Republic of	Iranian Fisheries Research Organization	Environmental Management	72,000.00
Iran, Islamic Republic of	Iranian Fisheries Research Organization	Environmental Management	33,500.00
Iraq	IRFAD	Civil and political rights	49,481.00
Iraq	Kirkuk Center for Torture Victims	Training	299,285.71
Iraq	Iraqi AlAmal Association	Training	134,353.00
Iraq	Sabre International Security Limited	Training	92,155.80
Iraq	Sabre International Security Limited	Training	49,500.00
Ireland	Nicholas O'Dwyer and Company Ltd.	Legal aspects	207,348.90
Ireland	MICROSOFT LICENSING LTD	PC Software maintenance and support	233,405.79
Ireland	MICROSOFT LICENSING LTD	PC Software maintenance and support	65,448.50
Ireland	CONCERN Worldwide	Service Contracts - Individual	49,540.00
Israel	Nawras Computers Ltd.	Local area network communications	30,320.89
Italy	World Food Programme	Air charter services	591,859.00
Italy	World Food Programme	Air charter services	220,532.90
Italy	World Food Programme	Air charter services	208,957.99
Italy	World Food Programme	Air charter services	115,267.00
Italy	World Food Programme	Air charter services	56,883.63
Italy	World Food Programme	Air charter services	40,964.00
Italy	Edilbono S.R.L.	Construction services	130,426.80
Italy	Edilbono S.R.L.	Construction work and site management, general	56,133.39
Italy	Edilbono S.R.L.	Construction work and site management, general	34,388.61
Italy	Studio Galli Ingegneria SPA	Contracts	73,976.93
Italy	Studio Galli Ingegneria SPA	Contracts	44,986.04
Italy	Food and Agriculture Organization	Environmental Management	100,000.00
Italy	UN World Food Programme (WFP)	Individual Consulting Service	67,479.18
Italy	E.R.S.U. di Urbino	Marketing and Distribution	34,695.28
Italy	Accademia Europa Bolzano	Oceanography and Hydrology	49,000.00
Italy	Accademia Europa Bolzano	Procurement Services	49,000.00
Italy	INEXT STUDIO	Procurement Services	44,443.68
Italy	Venice International University	Procurement Services	39,942.94
Italy	United Nations System Staff College	Professional training	32,120.00
Italy	UN World Food Programme (WFP)	Project Management	110,271.53
Italy	FAO GENERAL FUND (USD)	Project Management	86,000.00
Italy	QRP srl	Training	38,555.07
Jamaica	UNEP Trust Fund	Environmental Management	122,242.00
Japan	PENTA-OCEAN CONSTRUCTION CO.,LTD	Legal aspects	1,090,000.00
Jordan	Plaza Holidays	Air travel	149,621.27
Jordan	Plaza Holidays	Air travel	137,145.55
Jordan	Plaza Holidays	Air travel	76,576.32
Jordan	Plaza Holidays	Air travel	43,347.46
Jordan	Plaza Holidays	Air travel	36,331.12
Jordan	Plaza Holidays	Air travel	33,344.93
Jordan	Plaza Holidays	Air travel	33,145.03
Jordan	PRICEWATERHOUSECOOPERS "JORDAN"	Auditing	41,683.80
Jordan	Al Munshed Trade Company	Building construction, other	32,471.28
Jordan	Al Munshed Trade Company	Civil service	35,563.47
Jordan	Al Munshed Trade Company	Civil works rehabilitation	43,219.45
Jordan	Al Munshed Trade Company	Civil works rehabilitation	41,333.93
Jordan	Al Munshed Trade Company	Civil works rehabilitation	40,237.61
Jordan	Al Munshed Trade Company	Civil works rehabilitation	36,957.78
Jordan	Nidal, Ishaq, and Ziad Hijazin	Common Services - Premises	162,429.38
Jordan	Al Munshed Trade Company	Constitutional law	109,310.21
Jordan	Al Munshed Trade Company	Construction	152,386.26
Jordan	Al Munshed Trade Company	Construction services, other	135,047.43
Jordan	Al Munshed Trade Company	Construction services, other	123,204.46
Jordan	Al Munshed Trade Company	Development administration	483,075.00
Jordan	NGO Coordination Committee for Iraq - NC	Education for peace	199,998.00
Jordan	Landmark Amman Hotel and Conference	Hotel and related reservation systems	104,336.86
Jordan	AMMAN MARRIOTT HOTEL	Hotels	61,711.86
Jordan	Landmark Amman Hotel and Conference	Hotels	52,966.10
Jordan	Landmark Amman Hotel and Conference	Hotels	30,420.90
Jordan	Al Munshed Trade Company	Human rights advancement	219,710.64
Jordan	Al Munshed Trade Company	Human rights advancement	89,181.75
Jordan	Al Munshed Trade Company	Human rights issues, other	129,789.54
Jordan	Al Munshed Trade Company	Legal aid	30,037.32
Jordan	Al Munshed Trade Company	Monitoring, evaluation and research in agricultural extensio	48,500.00
Jordan	Al Munshed Trade Company	Public and civil service education administration	46,324.35
Jordan	Al Munshed Trade Company	Technological assessment	31,120.20
Jordan	IOM Iraq	Training	500,000.00
Jordan	IOM Iraq	Training	300,000.00
Jordan	Engicon	Training	77,800.00
Jordan	Plaza Holidays	Travel	57,909.60
Jordan	Plaza Holidays	Travel	35,988.70
Jordan	Al Munshed Trade Company	Travel costs	77,835.08
Jordan	IOM Iraq	Travel costs	39,840.00
Kazakhstan	Institute of Geography Ltd.	Environmental Management	30,000.00
Kenya	FIVE FORTY AVIATION LIMITED	Air charter services	37,400.00
Kenya	PHOENIX AVIATION LTD	Air charter services	37,400.00
Kenya	Kirinyaga Construction (K) Limited	Air fare	500,000.00
Kenya	Eurochamp LTD	Air fare	60,100.00
Kenya	Kirinyaga Construction (K) Limited	Air fare	34,482.76
Kenya	BCD Travel (Highlight Travel)	Air travel	58,561.84
Kenya	UNHAS WFP SOMALIA	Air travel	32,943.00
Kenya	SUTRAC SOUTH COMPANY LIMITED	Aircraft maintenance	83,800.00
Kenya	Terre Solidali Kenya	Comprehensive Health Services	101,255.00
Kenya	SUNRISE RESORT APARTMENTS & SPA	Conference organizing services	49,982.04
Kenya	Civicon Limited	Construction	674,770.00
Kenya	Gogni Rajoje Construction Co. Ltd	Construction	657,600.00
Kenya	Civicon Limited	Construction	558,750.00
Kenya	Gogni Rajoje Construction Co. Ltd	Construction	526,080.00
Kenya	MBF CONSTRUCTION LIMITED	Construction	461,242.21

Major Contracts for Services Placed by Agency During 2011 (Contracts of \$30,000 or more)

AGENCY			Contract Value
Location of Supplier	Name of Contractor	Description of Services	USD
UNOPS Continued			
Kenya	MBF CONSTRUCTION LIMITED	Construction	435,097.86
Kenya	AMURT International	Construction	432,774.04
Kenya	Civicon Limited	Construction	320,000.00
Kenya	MBF CONSTRUCTION LIMITED	Construction	296,889.63
Kenya	DAHABSHIIL MONEY TRANSFER AGENCY.	Construction	251,558.56
Kenya	MBF CONSTRUCTION LIMITED	Construction	208,177.48
Kenya	Gogni Rajoje Construction Co. Ltd	Construction	205,000.00
Kenya	DAHABSHIIL MONEY TRANSFER AGENCY.	Construction	199,586.59
Kenya	DAHABSHIIL MONEY TRANSFER AGENCY.	Construction	148,193.79
Kenya	Gogni Rajoje Construction Co. Ltd	Construction	110,388.39
Kenya	Civicon Limited	Construction	99,880.00
Kenya	Jande Construction Company Ltd	Construction	96,822.19
Kenya	Niaz Engineering Enterprises Ltd.	Construction	74,148.86
Kenya	HIGHBEAM & MAPA GROUP OF CO. LTD	Construction	70,009.00
Kenya	A I Kanyare	Construction	59,559.25
Kenya	Capital Base Ltd	Construction	54,581.54
Kenya	Civicon Limited	Construction	42,443.00
Kenya	Civicon Limited	Construction	34,274.52
Kenya	DAHABSHIIL MONEY TRANSFER AGENCY.	Construction	30,847.55
Kenya	Civicon Limited	Construction contractor, roads	1,000,000.00
Kenya	Civicon Limited	Construction contractor, roads	564,526.99
Kenya	Payii Roads and Bridges Company Ltd	Construction contractor, roads	316,303.00
Kenya	Gogni Rajoje Construction Co. Ltd	Construction services	713,469.96
Kenya	MBF CONSTRUCTION LIMITED	Construction services	658,932.70
Kenya	Amen Investment Group Limited	Construction services	499,562.40
Kenya	Everest Limited	Construction services	436,497.51
Kenya	Everest Limited	Construction services	294,433.70
Kenya	Gogni Rajoje Construction Co. Ltd	Construction services	249,000.00
Kenya	Gogni Rajoje Construction Co. Ltd	Construction services	248,496.58
Kenya	Jande Construction Company Ltd	Construction services	236,305.60
Kenya	Jande Construction Company Ltd	Construction services	182,636.00
Kenya	Highbeam Group LTD	Construction services	173,501.65
Kenya	Gogni Rajoje Construction Co. Ltd	Construction services	60,244.89
Kenya	DAHABSHIIL MONEY TRANSFER AGENCY.	Construction work and site management, civil works	393,463.00
Kenya	CASUARINA ENTERPRISES LIMITED	Construction work and site management, civil works	237,814.00
Kenya	DAHABSHIIL MONEY TRANSFER AGENCY.	Construction work and site management, civil works	236,400.00
Kenya	DAHABSHIIL MONEY TRANSFER AGENCY.	Construction work and site management, civil works	224,058.00
Kenya	DAHABSHIIL MONEY TRANSFER AGENCY.	Construction work and site management, civil works	209,061.00
Kenya	DAHABSHIIL MONEY TRANSFER AGENCY.	Construction work and site management, civil works	193,472.00
Kenya	DAHABSHIIL MONEY TRANSFER AGENCY.	Construction work and site management, civil works	173,803.00
Kenya	DAHABSHIIL MONEY TRANSFER AGENCY.	Construction work and site management, civil works	114,026.00
Kenya	BUILD ARCH IMAGES LTD	Construction work and site management, civil works	78,935.76
Kenya	DAHABSHIIL MONEY TRANSFER AGENCY.	Construction work and site management, civil works	65,178.00
Kenya	WWF Eastern Africa Regional Program. Off	Environmental Management	800,000.00
Kenya	INTN CENTRE RESEARCH AGROFORESTRY- ICRAF	Environmental Management	192,402.00
Kenya	IUCN The World Conservation Union E A RO	Environmental Management	63,768.00
Kenya	NAIROBI IRONMONGERS LTD	Fencing and gate installations maintenance and repair	32,846.85
Kenya	DAHABSHIIL MONEY TRANSFER AGENCY.	General Management Services	35,956.64
Kenya	DAHABSHIIL MONEY TRANSFER AGENCY.	Human Resources Management	59,340.60
Kenya	Inganji & Associates Consult	Intl Consultants-Technical	48,000.00
Kenya	DAHABSHIIL MONEY TRANSFER AGENCY.	Intl Consultants-Technical	32,743.56
Kenya	GIGIRI PREPARATORY SCHOOL L.T.D	Leasing or Rental Services	46,789.10
Kenya	LOSTRIS AUTO SERVICES	Leasing or Rental Services	39,600.00
Kenya	DAHABSHIIL MONEY TRANSFER AGENCY.	Local Consultants-Support	48,600.00
Kenya	Juliet Nduta NGUGI	Local Consultants-Support	35,091.42
Kenya	DAHABSHIIL MONEY TRANSFER AGENCY.	Local Consultants-Support	32,661.75
Kenya	HARLEY'S LIMITED	Medical and other technical equipment rental	75,260.35
Kenya	DAHABSHIIL MONEY TRANSFER AGENCY.	Miscellaneous	48,575.45
Kenya	DAHABSHIIL MONEY TRANSFER AGENCY.	Miscellaneous	36,111.08
Kenya	DAHABSHIIL MONEY TRANSFER AGENCY.	Miscellaneous	30,649.27
Kenya	DAHABSHIIL MONEY TRANSFER AGENCY.	Miscellaneous	30,549.89
Kenya	Food and Agriculture Organization	Office building rental	34,715.00
Kenya	Golden Jubilee Limited - Crowne Plaza Na	Payment	55,437.85
Kenya	World Health Organization	Planning, implementation and design of tourism projects	276,566.00
Kenya	World Health Organization	Planning, implementation and design of tourism projects	162,727.00
Kenya	GIGIRI PREPARATORY SCHOOL L.T.D	Rent	49,751.24
Kenya	DAHABSHIIL MONEY TRANSFER AGENCY.	Salary	120,283.05
Kenya	DAHABSHIIL MONEY TRANSFER AGENCY.	Supply and demand	146,737.75
Kenya	DAHABSHIIL MONEY TRANSFER AGENCY.	Supply and demand	71,652.35
Kenya	DAHABSHIIL MONEY TRANSFER AGENCY.	Supply and demand	70,095.58
Kenya	DAHABSHIIL MONEY TRANSFER AGENCY.	Supply and demand	68,960.05
Kenya	DAHABSHIIL MONEY TRANSFER AGENCY.	Supply and demand	40,700.00
Kenya	COMITATO COLLABORAZIONE MEDICA	T & B Services; other	30,891.91
Kenya	World Food Programme - Sudan	Travel	71,630.00
Kenya	DAHABSHIIL MONEY TRANSFER AGENCY.	Vehicle rental	38,461.50
Kenya	DAHABSHIIL MONEY TRANSFER AGENCY.	Vehicle rental	37,037.00
Kenya	DAHABSHIIL MONEY TRANSFER AGENCY.	Vehicle rental	30,215.15
Kenya	DELUXE CABS	Vocational Training	50,179.53
Kenya	HYDRO WATER WELL (SLIMITED	Water well drilling	110,376.00
Korea, Republic of	Korea Ocean Research and Development Ins	Environmental Management	35,000.00
Kosovo	Ideal Projekt	Architectural design	56,226.16
Kosovo	MDA	COMMUNICATIONS AND MASS MEDIA	862,323.56
Kosovo	ELSAM Sh.P.K.	Construction	426,941.14
Kosovo	AL- TRADE	Construction work and site management, general	1,189,832.31
Kosovo	AL- TRADE	Construction work and site management, general	775,006.76
Kosovo	Prograf	Printing services	32,797.18
Kosovo	Rexhep Hajdari	Rent	80,943.68
Kuwait	Advanced International Electronic Equipm	Radio communications	762,301.50
Kuwait	Advanced International Electronic Equipm	Radio communications	150,000.00
Kuwait	Advanced International Electronic Equipm	Radio communications	150,000.00
Kuwait	United Nations Assistance Mission f Iraq	Travel costs	37,332.00
Lebanon	KURBAN TRAVEL SERVICES	Conference organizing services	98,877.61
Lebanon	KURBAN TRAVEL SERVICES	Construction	123,189.80
Lebanon	Arab Network for Development	Construction	62,878.00
Lebanon	KURBAN TRAVEL SERVICES	Construction	59,777.78
Lebanon	Gefinor Rotana Hotel	Engineering Services	49,404.00
Lebanon	INTERTECH BATINORM SAL	Explosive ordnance disposal or mine clearing services	80,233.22
Lebanon	Knowledge Development Company(KDC)	Intl Consultants-Technical	39,195.00
Lebanon	INTRA INVESTMENT CO.	Leasing or Rental Services	84,880.00
Lebanon	INTRA INVESTMENT CO.	Leasing or Rental Services	46,684.00
Lebanon	KURBAN TRAVEL SERVICES	Regional Development	93,174.00
Lebanon	Sawan Decor sarl	Regional Development	44,625.00
Lebanon	ENGICO S.A.R.L.	Regional Development	43,450.00
Lebanon	International Management for Services	Regional Development	33,000.00
Lebanon	Holiday-Inn Dunes	Regional Development	31,789.00
Lebanon	Regional/Arab Network Against AIDS	Research and Development	44,199.40
Lebanon	ETS ADIB HITTI	Security Services	45,100.00
Lebanon	KURBAN TRAVEL SERVICES	Travel Tickets International	94,827.22
Liberia	_N/A ECOBANK LIBERIA LIMITED	Cash management	294,000.00
Liberia	Dixon Group Inc	Construction	364,037.54
Liberia	ADI CONTRACTORS	Construction	313,676.31
Liberia	PHOENICIA ARCHITECTURE AND CONSTRUCTION	Construction	235,934.53
Liberia	Dixon Group Inc	Construction	200,601.96

Major Contracts for Services Placed by Agency During 2011 (Contracts of \$30,000 or more)

AGENCY			Contract Value
Location of Supplier	Name of Contractor	Description of Services	USD
UNOPS Continued			
Liberia	ADI CONTRACTORS	Construction	183,084.00
Liberia	ADI CONTRACTORS	Construction	163,672.61
Liberia	ADI CONTRACTORS	Construction	156,945.22
Liberia	PHOENICIA ARCHITECTURE AND CONSTRUCTION	Construction	150,170.72
Liberia	Dixon Group Inc	Construction	124,820.70
Liberia	Dixon Group Inc	Construction	95,869.81
Liberia	PHOENICIA ARCHITECTURE AND CONSTRUCTION	Construction	68,692.91
Liberia	AFRIQUE CONSTRUCTION & MAINT. CO	Construction	56,417.79
Liberia	Evergreen Community Assistance Program I	Construction	42,512.77
Liberia	SAWYER & ASSOCIATES INC	Construction	41,949.60
Liberia	B-CON Engineering Company	Construction contractor, roads	122,680.63
Liberia	Continental Machinery & Support Services	Leasing or Rental Services	43,900.00
Liberia	Integrated Framework NIU	Project Management	75,000.00
Liberia	Integrated Framework NIU	Project Management	75,000.00
Liberia	ECOBANK LIBERIA LIMITED	Service Industries	580,000.00
Liberia	AFRIQUE CONSTRUCTION & MAINT. CO	Service Industries	154,123.99
Liberia	CTG Engineering & Construction Company	Service Industries	65,143.84
Liberia	Dixon Group Inc	Service Industries	46,572.00
Libya	PALM CITY LIMITED	Leasing or Rental Services	139,276.94
Libya	PALM CITY LIMITED	Leasing or Rental Services	77,973.78
Mauritius	DCDM AFRICA HOLDINGS LTD	Management support services	34,403.00
Micronesia, Federated States	Western and Central Pacific Fisheries	Environmental Management	277,328.00
Micronesia, Federated States	MICRONESIA CONSERVATION TRUST	Environmental Management	37,034.14
Micronesia, Federated States	MICRONESIA CONSERVATION TRUST	Environmental Management	36,628.90
Morocco	RYAD MOGADOR KASBAH HOTEL	Agricultural training	36,546.14
Morocco	RYAD MOGADOR KASBAH HOTEL	Agricultural training	31,783.28
Morocco	HOTEL JNAN FES	Conference organizing services	34,413.76
Morocco	AHMED EL QADIM	Printing & Publishing Services	31,325.75
Morocco	CLEAN TECH	Regional Development	96,556.12
Morocco	G4S MAROC	Security Services	33,844.50
Mozambique	HOTEL VIP MAPUTO	Hotel and related reservation systems	31,492.72
Myanmar	IOM Geneva	Civil works rehabilitation	1,596,532.00
Myanmar	Dynamic Engineering and General Trading	Civil works rehabilitation	143,132.18
Myanmar	Win Naing	Daily Subsistence Allowance	98,250.00
Myanmar	THE WORLDWIDE MOVING SERVICES CO., LTD	Land Transport	53,407.75
Myanmar	Khin Maung Lwin	Leasing or Rental Services	44,000.00
Myanmar	Myanmar Anti-Narcotics Association	Planning, implementation and design of tourism projects	78,540.00
Myanmar	PYI GYI KHIN	Planning, implementation and design of tourism projects	43,848.00
Myanmar	PYI GYI KHIN SOCIAL ORGANIZATION	Planning, implementation and design of tourism projects	43,848.00
Myanmar	MAHAR SWE PRINTING & ADVERTISING	Printing & Publishing Services	49,698.36
Myanmar	ACE DRAGON CO., LTD.	Printing & Publishing Services	34,930.31
Myanmar	5-Pixels Design & Printing	Printing & Publishing Services	33,087.81
Myanmar	MYANMAR SURVEY RESEARCH	Research and Development	68,547.11
Namibia	Swakopmund Hotel & Entertainment Centre	Conference organizing services	37,935.94
Namibia	SURE RITZ TRAVEL	Travel Tickets International	52,902.49
Namibia	RENNIES TRAVEL NAMIBIA (PTY) LTD	Travel Tickets International	31,512.07
Nepal	PAPPU CONSTRUCTION	Contracts	477,042.03
Netherlands	IDA Foundation	Insurance; Pension Funds	48,871.01
Nicaragua	CONSOVIPE, S.A.	Building construction, other	97,805.81
Nicaragua	CONSOVIPE, S.A.	Construction	203,864.82
Nicaragua	CONSOVIPE, S.A.	Construction	185,966.78
Nicaragua	CONSOVIPE, S.A.	Construction	181,535.35
Nicaragua	CONSOVIPE, S.A.	Construction	162,866.16
Nicaragua	CONSOVIPE, S.A.	Construction	94,049.66
Nicaragua	CONSOVIPE, S.A.	Construction	81,451.21
Nicaragua	CONSOVIPE, S.A.	Construction	71,272.39
Nicaragua	CONSOVIPE, S.A.	Construction	39,822.25
Nicaragua	AMUNCE / Proyecto UNOPS 69883	ENGINEERING SERVICES	39,551.00
Nicaragua	CASA PELLAS	Land Transport	44,850.00
Nicaragua	CASA PELLAS	Land Transport	39,340.80
Nicaragua	Grupo Amano Internacional	Office building rental	404,998.81
Nicaragua	COOPMULSE R.L	Payment	106,170.00
Nicaragua	INTERCOOPERATION	Payment	38,502.00
Nicaragua	MARENA UNOPS	Project Management	137,475.80
Nicaragua	MARENA UNOPS	Project Management	118,000.00
Nicaragua	FUPADE (UNOPS-76602 Proyecto	Project Management	65,769.84
Nicaragua	AMUNCE / Proyecto UNOPS 69883	Project Management	43,751.00
Niger	GADO ASSOUMANE	DSA International	102,009.73
Niger	Lambert G. OUEDRAOGO	Local Consultants-Technical	40,893.00
Niger	SATGURU TRAVEL	Travel Tickets International	77,581.27
Nigeria	Environmental Resource Survey	Construction	184,720.00
Nigeria	PTI Consultancy Services	Local Consultants-Technical	140,846.70
Nigeria	PTI Consultancy Services	Local Consultants-Technical	135,303.59
Nigeria	STANDARD CHARTERED BANK	Local Consultants-Technical	38,547.00
Nigeria	STANDARD CHARTERED BANK	Travel	52,173.92
Norway	W. GIERTSEN HALLSYSTEM A/S	Construction services, other	35,000.00
Norway	UNEP/GRID-ARENDAL	Procurement Services	56,029.00
Occupied Palestinian territory	Albatron Co. for Construction	Building construction, other	30,547.81
Occupied Palestinian territory	Computer Media Center Ltd	Computer hardware or software rental and/or lease	34,870.00
Occupied Palestinian territory	Computer Media Center Ltd	Computer hardware or software rental and/or lease	31,550.00
Occupied Palestinian territory	United New Land for Investments Ltd	Construction	878,857.41
Occupied Palestinian territory	Brothers Contracting Company	Construction	765,950.31
Occupied Palestinian territory	Alsaif contracting company	Construction	713,957.82
Occupied Palestinian territory	AZ International Co.	Construction	633,460.41
Occupied Palestinian territory	Al Aziz for Construction & Contracting Co	Construction	384,325.64
Occupied Palestinian territory	AZ International Co.	Construction	198,412.70
Occupied Palestinian territory	Alsaif contracting company	Construction	187,802.26
Occupied Palestinian territory	New Delta Contracting Company	Construction	183,066.38
Occupied Palestinian territory	Brothers Contracting Company	Construction	93,182.91
Occupied Palestinian territory	United New Land for Investments Ltd	Construction	89,130.36
Occupied Palestinian territory	George Khoury for contracting	Construction	69,788.89
Occupied Palestinian territory	Alsaif contracting company	Construction	55,174.60
Occupied Palestinian territory	Alsaif contracting company	Construction	41,190.28
Occupied Palestinian territory	Roots Infrastructure and Investment Co.	Construction	32,531.00
Occupied Palestinian territory	AAU anastas	Engineering design	239,339.23
Occupied Palestinian territory	Roots Infrastructure and Investment Co.	Landscaping services	803,715.08
Occupied Palestinian territory	STANDARD CONTRACTING CO.	Mechanical construction equipment maintenance and repair	48,317.67
Occupied Palestinian territory	Muntasser Hadieh	Rent	160,000.00
Occupied Palestinian territory	Muntasser Hadieh	Rent	40,000.00
Occupied Palestinian territory	Marathon for Telecomm and Contacting	Security system maintenance and repair	48,000.00
Occupied Palestinian territory	BCI for Communication & Advanced Technol	Storage	69,675.96
Occupied Palestinian territory	BCI for Communication & Advanced Technol	Telecommunication, other	599,631.00
Occupied Palestinian territory	Coolnet Co	Telecommunication, other	65,992.00
Occupied Palestinian territory	Birzeit University/Center for Continuing	Training	30,000.00
Pakistan	Jibran Adil and Co	Construction	126,345.93
Pakistan	EA CONSULTING (PVT) LTD	Construction	75,200.00
Pakistan	Health And Nutrition Development Society	Construction	67,910.83
Pakistan	EA CONSULTING (PVT) LTD	Construction	45,120.00
Pakistan	Data & Company	Construction	36,417.04
Pakistan	EA CONSULTING (PVT) LTD	Construction	30,080.00
Pakistan	ASGHAR ALI ABIDI	Rental housing	39,000.00
Pakistan	Orient Advertising Private Limited	Service Industries	61,454.55
Pakistan	Sangum Development Organization	Service Industries	35,038.67

Major Contracts for Services Placed by Agency During 2011 (Contracts of \$30,000 or more)

AGENCY			Contract Value
Location of Supplier	Name of Contractor	Description of Services	USD
UNOPS Continued			
Pakistan	One Window Counter on Domestic Violence	Service Industries	34,339.85
Pakistan	City District Government, Rawalpindi	Service Industries	34,157.83
Pakistan	PREVENTION OF KARO KARI PROJECT BY SINDH	Service Industries	34,098.94
Pakistan	SOCH Institute of Public Health & Medica	Service Industries	33,625.29
Pakistan	Centre for Peace and development Initiat	Service Industries	30,458.06
Pakistan	SOCH Institute of Public Health & Medica	Service Industries	30,440.21
Panama	FUNDACION CIUDAD DEL SABER	Office building rental	53,108.04
Panama	SUMMIT GOLF & RESORT, S. A.	Travel	34,796.32
Peru	INDUSTRIA DE LAS SEMILLAS SAC	Agricultural Management	79,732.50
Peru	INGRID MABEL MENDIVIL PACAYA	Agricultural Management	37,430.00
Peru	FEDERACION NACIONAL DE PALMICULTORES	Agricultural Management	32,528.37
Peru	CONSORCIO R&A	Civil engineering, structures, university level education pl	48,862.08
Peru	CONSORCIO DELTA	Civil works rehabilitation	12,753,900.60
Peru	CONSORCIO HOSPITAL ABANCAY	Civil works rehabilitation	4,888,287.85
Peru	CONSORCIO DELTA	Civil works rehabilitation	4,682,573.97
Peru	CONSORCIO CORTE SUPERIOR LIMA	Civil works rehabilitation	3,191,316.60
Peru	SAN GABRIEL INGENIERIA Y CONST. SAC	Civil works rehabilitation	2,253,262.24
Peru	CONSORCIO CAMPO BELLO	Civil works rehabilitation	1,216,675.16
Peru	CONSTRUCTORA CHIANG S.A. CONTRAT GENERAL	Civil works rehabilitation	1,184,009.42
Peru	CONSORCIO CONDORCANQUI	Civil works rehabilitation	1,180,794.30
Peru	CONSORCIO CARTEX	Civil works rehabilitation	1,038,251.75
Peru	CONSORCIO LIMA NORTE	Civil works rehabilitation	868,566.53
Peru	CONSORCIO HOSPITALARIO HUACHO	Civil works rehabilitation	788,855.64
Peru	DEZA PAVIMENTOS EIRL	Civil works rehabilitation	774,754.93
Peru	MUNICIPALIDAD DISTRITAL DE PATAZ	Civil works rehabilitation	694,477.99
Peru	NERIO NORIEGA INGENIEROS S.A.	Civil works rehabilitation	680,301.50
Peru	MUNICIPALIDAD DISTRITAL DE HUAYLILLAS	Civil works rehabilitation	672,154.92
Peru	WILLIAM ARTURO ROJAS GARCIA Y	Civil works rehabilitation	595,522.87
Peru	CORPORACION INTL DE LA CONSTRUCCION	Civil works rehabilitation	584,926.38
Peru	CONSORCIO LA HUACA	Civil works rehabilitation	580,649.53
Peru	CONSORCIO R Y SM	Civil works rehabilitation	539,196.38
Peru	CONSTRUCTORA COSTA AZUL SRL	Civil works rehabilitation	517,734.40
Peru	CONSORCIO ATA - KUKOVA (CHICLAYO)	Civil works rehabilitation	485,822.72
Peru	CONSTRUCTORA CHIANG S.A. CONTRAT GENERAL	Civil works rehabilitation	421,069.86
Peru	CONSORCIO LIMA NORTE	Civil works rehabilitation	410,878.40
Peru	CONSORCIO PACASMAYO	Civil works rehabilitation	402,266.84
Peru	CORPORACION PLEYADES S.A.C	Civil works rehabilitation	395,030.21
Peru	SAN GABRIEL INGENIERIA Y CONST. SAC	Civil works rehabilitation	395,012.78
Peru	CONSORCIO CONSTRUCTORES ASOCIADOS	Civil works rehabilitation	373,677.72
Peru	GRUPO UNION Y SERVICIOS GENERALES SCRL.	Civil works rehabilitation	356,268.09
Peru	CONSTRUCTORA ALDEBARAN S.A.C.	Civil works rehabilitation	341,261.60
Peru	CONSORCIO ACUARIO 37	Civil works rehabilitation	325,365.09
Peru	MUNICIPALIDAD PROVINCIAL DEL CUSCO	Civil works rehabilitation	318,279.03
Peru	CONSTRUCTORA VER S.A.	Civil works rehabilitation	306,030.16
Peru	LEOSAL SERV. Y CONSTR. GENERALES EIRL	Civil works rehabilitation	294,389.73
Peru	DEZA PAVIMENTOS EIRL	Civil works rehabilitation	278,009.77
Peru	CONSORCIO LA HUACA	Civil works rehabilitation	233,333.33
Peru	CONSORCIO LIMA NORTE	Civil works rehabilitation	221,613.63
Peru	CONSTRUCT. Y SERVICIOS GRALES INDIA SAC	Civil works rehabilitation	210,533.40
Peru	CONSULTORA Y EQUIPADORA MEDICA S.A.	Civil works rehabilitation	208,506.66
Peru	CONSORCIO NOR ORIENTE	Civil works rehabilitation	197,663.82
Peru	GEGOLO CONTRATISTAS S.A.C.	Civil works rehabilitation	191,972.78
Peru	CONSTRUCTORA VER S.A.	Civil works rehabilitation	182,507.94
Peru	MUNICIPALIDAD DISTRITAL DE BAMBAMARCA	Civil works rehabilitation	174,088.89
Peru	CONSORCIO CHOCOPE - CASAGRANDE	Civil works rehabilitation	171,393.02
Peru	ANTONIO SAENZ RETUERTO Y	Civil works rehabilitation	163,040.94
Peru	CASAS INGENIEROS CONTRATISTAS S.A.C.	Civil works rehabilitation	161,717.04
Peru	HEYMOCOL LTDA	Civil works rehabilitation	147,167.93
Peru	CORPORACION LINCO S.A.C.	Civil works rehabilitation	145,075.54
Peru	CONSORCIO HOSPITAL ABANCAY	Civil works rehabilitation	142,709.46
Peru	CORPORACION PLEYADES S.A.C	Civil works rehabilitation	130,113.21
Peru	CONSORCIO RIO PONAZA	Civil works rehabilitation	124,594.15
Peru	BM3 OBRAS Y SERVICIOS S.A.	Civil works rehabilitation	117,548.42
Peru	CORPORACION XIANY S.A.C	Civil works rehabilitation	116,481.25
Peru	C & C ESTRUCTURAS METALICAS S.R.L	Civil works rehabilitation	115,942.25
Peru	CONSTRUCTORA CHIANG S.A. CONTRAT GENERAL	Civil works rehabilitation	115,445.63
Peru	MUNICIPALIDAD DISTRITAL DE SARA SARA	Civil works rehabilitation	114,958.26
Peru	AKED INMOBILIARIA Y CONSTRUCTORA S.A.C.	Civil works rehabilitation	111,360.06
Peru	CONSORCIO ATA - KUKOVA (CHICLAYO)	Civil works rehabilitation	99,068.79
Peru	MUNICIPALIDAD DISTRITAL ALTO SELVA ALEGR	Civil works rehabilitation	85,147.99
Peru	CONSTRUCTORA CHIANG S.A. CONTRAT GENERAL	Civil works rehabilitation	81,227.79
Peru	CORPORACION PLEYADES S.A.C	Civil works rehabilitation	76,664.79
Peru	INGENIERIA Y SERVICIOS DIFFERENT S.R.L.	Civil works rehabilitation	73,446.86
Peru	MUNICIPALIDAD PROVINCIAL DE OXAPAMPA	Civil works rehabilitation	66,800.41
Peru	INMOBILIARIA & CONSTRUCTORA ALBASA S.A.C	Civil works rehabilitation	64,721.32
Peru	CORPORACION INCA S.A.C.	Civil works rehabilitation	64,516.13
Peru	CONSTRUCTORA CHIANG S.A. CONTRAT GENERAL	Civil works rehabilitation	63,812.36
Peru	CONSTRUCT. Y SERVICIOS GRALES INDIA SAC	Civil works rehabilitation	63,754.91
Peru	CIA.CONSTRUCTORA ATLAS S.A.C.	Civil works rehabilitation	60,660.61
Peru	CONSORCIO VALLE VIRU	Civil works rehabilitation	59,646.54
Peru	ANTONIO SAENZ RETUERTO Y HECTOR	Civil works rehabilitation	59,499.89
Peru	CORPORACION INCA S.A.C.	Civil works rehabilitation	58,539.43
Peru	CORPORACION INCA S.A.C.	Civil works rehabilitation	56,098.48
Peru	MUNICIPALIDAD DISTRITAL DE CHIRINOS	Civil works rehabilitation	53,440.00
Peru	CONSORCIO CONSTRUCTORES ASOCIADOS	Civil works rehabilitation	52,614.98
Peru	CONSTRUCTORA CHIANG S.A. CONTRAT GENERAL	Civil works rehabilitation	49,927.77
Peru	MUNICIPALIDAD PROVINCIAL DE ANDAHUAYLAS	Civil works rehabilitation	48,583.06
Peru	MUNICIPALIDAD DISTRITAL DE SALAS	Civil works rehabilitation	46,530.60
Peru	CONSORCIO CONSTRUCTORES ASOCIADOS	Civil works rehabilitation	46,397.69
Peru	CONSORCIO OMEGA NORTE	Civil works rehabilitation	44,947.58
Peru	RMC CONTRATISTAS GENERALES S.A.C	Civil works rehabilitation	44,783.35
Peru	ALMASA S.R.L.	Civil works rehabilitation	43,440.37
Peru	GRUPO UNION Y SERVICIOS GENERALES SCRL.	Civil works rehabilitation	41,251.38
Peru	CONSORCIO MOYOBAMBA	Civil works rehabilitation	39,534.78
Peru	MUNICIPALIDAD DISTRITAL DE LALAQUIZ	Civil works rehabilitation	39,309.52
Peru	CORPORACION XIANY S.A.C	Civil works rehabilitation	38,262.77
Peru	ANTONIO SAENZ RETUERTO Y	Civil works rehabilitation	37,326.71
Peru	MUNICIPALIDAD PROVINCIAL DEL CUSCO	Civil works rehabilitation	36,362.26
Peru	CONSTRUCT. Y SERVICIOS GRALES INDIA SAC	Civil works rehabilitation	35,587.19
Peru	INMOBILIARIA & CONSTRUCTORA ALBASA S.A.C	Civil works rehabilitation	34,631.90
Peru	MUNICIPALIDAD PROVINCIAL DE CANGALLO	Civil works rehabilitation	32,176.36
Peru	MUNICIPALIDAD DISTRITAL DE CHIRINOS	Civil works rehabilitation	32,125.77
Peru	MUNICIPAL.DISTRI.SAN MIGUEL DE EL FAIQUE	Civil works rehabilitation	31,442.42
Peru	CARLOS ALBERTO MALCA CARBONEL	Civil works rehabilitation	31,360.28
Peru	CORPORACION PLEYADES S.A.C	Civil works rehabilitation	30,805.22
Peru	TELEFONICA DEL PERU S.A.A.	Communication satellites	521,417.46
Peru	PC PERFORMANCE S.A.	Computer hardware or software rental and/or lease	95,845.57
Peru	LENOVO (ASIA PACIFIC) LIMITED SUC. PERU	Computing technology equipment lease	283,998.15
Peru	DELL PERU S.A.C.	Computing technology equipment lease	80,352.00
Peru	CONSORCIO EL CARMEN	Construction	299,135.80
Peru	CONSORCIO PUERTO	Construction	275,274.93
Peru	UBILLUS GONZALES CARLOS EDGARDO	Construction	252,736.85
Peru	IMECON S.A.	Construction	132,532.06

Major Contracts for Services Placed by Agency During 2011 (Contracts of \$30,000 or more)

AGENCY			Contract Value
Location of Supplier	Name of Contractor	Description of Services	USD
UNOPS Continued			
Peru	AKED INMOBILIARIA Y CONSTRUCTORA S.A.C.	Construction	86,289.75
Peru	RICARDO ORUE V.-OSCAR GAMBOA E.	Construction	34,718.63
Peru	MUNICIPALIDAD DISTRITAL DE PAUCARTAMBO	Construction contractor, roads	169,219.86
Peru	mitsui AUTOMOTRIZ S.A.	Customs documents	97,678.06
Peru	Libelula Comunicacion	Environmental Management	78,320.57
Peru	CONSORCIO CYMED MEDICAL SAC-SOJITZ CORP.	INSTALLATION OF MACHINERY AND EQUIPMENT	41,000.00
Peru	KIRA INVESTMENTS S.A.C.	Maintenance & Repair Services	35,270.05
Peru	EL TUMI PERU S.R.L.	Medical equipment rental	42,900.00
Peru	HOTELERA COSTA DEL PACIFICO S.A.	Office building rental	229,464.21
Peru	DORA ESTHER CHIONG PEREZ	Office building rental	42,000.00
Peru	SERVICIOS POSTALES DEL PERU S.A.	Postal & Delivery Services	663,098.50
Peru	CONSORCIO SUPERVISION HOSPITAL LAMBAYEQU	Supervision of construction	479,363.29
Peru	CONSORCIO CESEL-SALZGITTER	Supervision of construction	293,783.63
Peru	CONSORCIO CESEL-SALZGITTER	Supervision of construction	208,135.48
Peru	ASESORES TECNICOS ASOCIADOS S.A.	Supervision of construction	100,152.56
Peru	CONSORCIO CESEL-SALZGITTER	Supervision of construction	79,671.24
Peru	CONSORCIO CESEL SA.- A.C.I.	Supervision of construction	46,691.48
Peru	CONSORCIO CESEL-SALZGITTER	Supervision of construction	45,703.38
Peru	COTECNA DEL PERU S.A.	Technical inspection services	804,035.80
Peru	CONSORCIO LAS MERCEDES	Technical Studies	49,822.06
Peru	CIA. DE SEGURIDAD PROSEGUR S.A.	Transport finance and economics	76,652.10
Peru	COSTAMAR TRAVEL CRUISE & TOURS S.A.C.	Travel Tickets Local	46,472.33
Peru	NISSAN MAQUINARIAS S.A.	Vehicle maintenance and repair	273,226.58
Peru	NISSAN MAQUINARIAS S.A.	Vehicle maintenance and repair	185,019.61
Peru	NISSAN MAQUINARIAS S.A.	Vehicle maintenance and repair	106,761.57
Peru	mitsui AUTOMOTRIZ S.A.	Vehicle maintenance and repair	100,000.00
Peru	NISSAN MAQUINARIAS S.A.	Vehicle maintenance and repair	100,000.00
Peru	mitsui AUTOMOTRIZ S.A.	Vehicle maintenance and repair	72,202.17
Peru	mitsui AUTOMOTRIZ S.A.	Vehicle maintenance and repair	49,822.06
Peru	MOTORES DIESEL ANDINOS S.A.	Vehicle maintenance and repair	41,767.84
Peru	TRANSPORTES Y SERVICIOS TRINY S.A.C.	Vehicle rental	150,490.60
Philippines	CONSERVATION INTERNATIONAL	Fisheries development policy	201,400.58
Philippines	NATIONAL FISHERIES RESEARCH AND DEVELOPM	Fisheries management	34,920.00
Poland	Tricomp Ltd	Air fare	41,150.00
Poland	Tricomp Ltd	Internet/intranet based systems development	38,300.00
Russian Federation	ANO "MIR"	Environmental Management	36,550.00
Russian Federation	IZDATELSTVO VES MIR	Procurement Services	34,200.00
Saint Kitts and Nevis	Development Control and Planning Board	Environmental Management	40,000.00
Senegal	Ibrahima GUEYE	Leasing or Rental Services	186,162.59
Senegal	LAWRENCE STUART FLINT	Recruitment	71,437.00
Serbia, Republic of	G4S Secure Solutions doo	Security Services	48,381.97
Seychelles	Ministry of Foreign Affairs	Assignment Grant	291,000.00
Seychelles	Avalon Project Management PTY Ltd	Construction	49,500.00
Seychelles	ALLIED BUILDERS (SEYCHELLE) LTD	Construction work and site management, civil works	848,668.00
Seychelles	Yangtze Construction Co Pty Ltd	Construction work and site management, civil works	284,891.72
Seychelles	Avalon Project Management PTY Ltd	Supervision of construction	45,000.00
Seychelles	ALPHA RENT A CAR	Vehicle rental	35,000.00
Sierra Leone	SUNRISE COMMERCIAL SERVICES	Computer Related Services	30,174.42
Singapore	World BioHazTec Pte. Ltd.	Construction	74,133.76
Singapore	Inya Lake Hotel	Leasing or Rental Services	205,840.93
Singapore	Inya Lake Hotel	Leasing or Rental Services	85,360.00
Singapore	Emily THAN HTAY	Leasing or Rental Services	48,370.00
Singapore	MAXWELL CHAMBERS Pte Ltd	Legal aspects	37,313.43
Slovakia	Austria Trend Hotel Management Slovakia	Service Contracts - Individual	31,475.99
South Africa	Denel (PTY) Ltd	Air fare	542,615.00
South Africa	International Knowledge Management	COMMUNICATIONS	52,500.00
South Africa	Smit Amandla Marine	Environmental Management	280,000.00
South Africa	International Knowledge Management	Environmental Management	175,200.00
South Africa	OBSIDIAN SYSTEMS	Environmental Management	129,813.46
South Africa	SSI Engineers and Environmental Consulta	Environmental Management	99,781.31
South Africa	Pegasys Strategy and Development	Environmental Management	73,412.00
South Africa	METAGO WATER GEOSCIENCES (PTY) LTD	Environmental Management	54,103.23
South Africa	Handmade Communications	Environmental Management	53,519.35
South Africa	North West University	Environmental Management	42,720.50
South Africa	Elmuatasim Ibrahim Ahmed Ali	Leasing or Rental Services	77,304.00
South Africa	Elmuatasim Ibrahim Ahmed Ali	Leasing or Rental Services	77,304.00
South Africa	PRICE WATER HOUSE COOPERS INC	Leasing or Rental Services	63,519.75
South Africa	Elmuatasim Ibrahim Ahmed Ali	Leasing or Rental Services	57,978.36
South Africa	Rivers for Africa eFlows Consulting (Pty	Local Consultants-Technical	70,000.00
South Africa	Denel (PTY) Ltd	Repair and maintenance workshops for agricultural mechanisat	208,835.62
South Africa	TELKOM SA LTD	Telecommunications	38,422.95
South Africa	Denel (PTY) Ltd	Transportation related training	170,376.00
South Africa	WingsNaledi Corporate Travel	Travel	35,016.64
South Africa	WingsNaledi Corporate Travel	Travel	30,443.67
South Africa	MAGIC TRAVEL CENTRE	Travel Tickets International	42,181.48
South Africa	MAGIC TRAVEL CENTRE	Travel Tickets International	37,378.60
South Sudan	Sudken International Limited	Bridge reconstruction	477,570.00
Spain	Rufino Javier Hernandez Minguillon	Architectural design	160,356.00
Spain	Rufino Javier Hernandez Minguillon	Architectural design	69,052.00
Spain	Ediciones El Pais, S.L.	Printing & Publishing Services	43,825.65
Spain	TST STAG, S.A.	Procurement Services	129,995.50
Spain	Centre Internacional de Métodes Numèrics	Procurement Services	75,000.00
Sri Lanka	Progressive Builders & Resorts Pvt Ltd	Bridge construction work	412,005.23
Sri Lanka	HAG Construction (Pvt) Ltd	Bridge construction work	379,700.08
Sri Lanka	HAG Construction (Pvt) Ltd	Bridge construction work	65,849.37
Sri Lanka	RURAL DEVELOPMENT SOCIETY, PERIYANEELAVA	Civil works rehabilitation	41,770.57
Sri Lanka	RURAL DEVELOPMENT SOCIETY KOLAVIL-01	Civil works rehabilitation	39,383.92
Sri Lanka	SADDHATHISSA BEDUM ELA FARMERS SOCIETY	Civil works rehabilitation	38,042.87
Sri Lanka	Finco Limited	Concrete construction	32,500.00
Sri Lanka	R R Construction (Pvt) Ltd	Construction	938,040.57
Sri Lanka	HAG Construction (Pvt) Ltd	Construction	893,138.11
Sri Lanka	HAG Construction (Pvt) Ltd	Construction	255,146.79
Sri Lanka	Squire Mech Engineering (pvt) Ltd.	Construction	250,034.52
Sri Lanka	Squire Mech Engineering (pvt) Ltd.	Construction	194,332.84
Sri Lanka	Squire Mech Engineering (pvt) Ltd.	Construction	183,394.23
Sri Lanka	MCT Constructions	Construction	173,726.27
Sri Lanka	V.V.Karunaratne & Company	Construction	107,039.35
Sri Lanka	V.V.Karunaratne & Company	Construction	77,011.22
Sri Lanka	Laugfs Engineering (Pvt) Ltd	Construction	33,757.57
Sri Lanka	V.K Enterprises (Pvt)Ltd	Construction	31,580.27
Sri Lanka	Resources Development Consultants (Pvt)	Environmental rehabilitation	77,737.86
Sri Lanka	Lanka Hydraulic Institute Ltd (LHI)	Flood control services	158,000.00
Sri Lanka	Unicorn Trading Company	Rent	60,439.56
Sri Lanka	UNDP SRI LANKA	Security Services	45,300.00
Sudan	TIBA PETROLEUM COMPANY LTD	Air fare	37,931.03
Sudan	Readymax International	Aircraft maintenance	34,680.56
Sudan	Nyakek and Sons	Airport construction work	424,804.14
Sudan	SOUTHERN ENGINEERS & BUILDERS CO. LTD	Construction	416,107.95
Sudan	SOUTHERN ENGINEERS & BUILDERS CO. LTD	Construction	144,859.98
Sudan	Pancuai Construction Development Company	Construction	135,526.55
Sudan	SOUTHERN ENGINEERS & BUILDERS CO. LTD	Construction	100,768.68
Sudan	Pancuai Construction Development Company	Construction	94,343.78
Sudan	Afgad Construction PLC	Construction services	246,044.17

Major Contracts for Services Placed by Agency During 2011 (Contracts of \$30,000 or more)

AGENCY			Contract Value
Location of Supplier	Name of Contractor	Description of Services	USD
UNOPS Continued			
Sudan	Atbara Construction for Contracting Co.	Dams, embankments and dikes construction work	207,866.32
Sudan	Ashraf&Salah Consulting Engineers	ENGINEERING SERVICES	48,450.00
Sudan	Abd Elmouniem Auto Spare Parts	General Building Maintenance	39,357.64
Sudan	Friends Of peace & Development Org.	Humanitarian Assistance	36,364.00
Sudan	NABTA AIR CARGO	Land Transport	47,838.56
Sudan	Aramex International	Land Transport	47,354.38
Sudan	The National Mine Action Center	Leasing or Rental Services	46,750.00
Sudan	The National Mine Action Center	Leasing or Rental Services	42,000.00
Sudan	Readymax International	Maintenance & Repair Services	91,972.23
Sudan	SUDAN -Ozone Office	Procurement Services	42,500.00
Sudan	WELCOMES GENERAL SERVICES & TRADING CO.	Special Equipment Maintenance	38,267.36
Sudan	WELCOMES GENERAL SERVICES & TRADING CO.	Special Equipment Maintenance	38,000.00
Sudan	World Food Programme	Telecommunications	47,393.00
Sudan	World Food Programme	Telecommunications	44,888.00
Sudan	UNDP SUDAN	Telecommunications	43,334.64
Sudan	World Food Programme	Telecommunications	43,334.64
Sudan	Aramex International	Water Transport and Shipping	39,150.00
Sudan	State Water cooperation South Darfur	Water well drilling	39,448.28
Sweden	Stockholm International Water Institute	Environmental Management	234,208.00
Sweden	BIAB INTERNATIONAL AB	Miscellaneous	54,275.00
Sweden	Myndigheten for Samhallsskydd Och	Procurement Services	100,000.00
Sweden	Myndigheten for Samhallsskydd Och	Project Management	55,731.29
Switzerland	United Nations Office at Geneva	Common Services - Premises	61,477.00
Switzerland	International Organization for Migration	Environmental and health aspects of water development adviso	37,390.00
Switzerland	IUCN -THE WORLD CONSERVATION UNION	Environmental Management	85,000.00
Switzerland	Helvetico Sarl	Environmental Management	32,000.00
Switzerland	Helvetico Sarl	Environmental Management	32,000.00
Switzerland	Helvetico Sarl	Environmental Management	32,000.00
Switzerland	MINEWOLF SYSTEMS AG	Explosive ordnance disposal or mine clearing services	86,557.06
Switzerland	World Trade Organization	GENERAL MANAGEMENT SERVICES	2,779,761.03
Switzerland	UNCTAD Trust Fund	General Management Services	118,250.00
Switzerland	MINEWOLF SYSTEMS AG	Landmine Clearance (Demining)	40,100.00
Switzerland	CGI Immobilier SA	Leasing or Rental Services	101,241.10
Switzerland	CGI Immobilier SA	Leasing or Rental Services	31,401.95
Switzerland	United Nations Office at Geneva	Procurement Services	45,096.34
Switzerland	Universite de Geneve Faculte des Science	Procurement Services	31,330.00
Switzerland	United Nations Office at Geneva	Project Management	52,250.00
Switzerland	Zoi Environment Network	Project Management	50,000.00
Switzerland	SOUTH CENTRE	Service Industries	100,000.00
Switzerland	CONSORTIUM APAC	Service Industries	32,000.00
Switzerland	American Express Int. - Swisscard AECS	Travel	34,680.69
Switzerland	American Express Int. - Swisscard AECS	Travel Service	31,082.32
Switzerland	COMPTOIR IMMOBILIER SA	Travel Tickets International	237,501.56
Switzerland	Zoi Environment Network	Travel Tickets International	200,000.00
Switzerland	ATZ COMMUNICATIONS	Travel Tickets International	139,767.50
Switzerland	American Express Int. - Swisscard AECS	Travel Tickets International	137,589.12
Switzerland	American Express Int. - Swisscard AECS	Travel Tickets International	133,347.18
Switzerland	American Express Int. - Swisscard AECS	Travel Tickets International	94,067.94
Switzerland	INTERHYVE SARL	Travel Tickets International	56,024.03
Switzerland	American Express Int. - Swisscard AECS	Travel Tickets International	54,019.23
Switzerland	American Express Int. - Swisscard AECS	Travel Tickets International	42,848.97
Switzerland	American Express Int. - Swisscard AECS	Travel Tickets International	41,933.50
Switzerland	American Express Int. - Swisscard AECS	Travel Tickets International	38,209.07
Switzerland	American Express Int. - Swisscard AECS	Travel Tickets International	34,661.98
Switzerland	American Express Int. - Swisscard AECS	Travel Tickets International	34,609.86
Switzerland	American Express Int. - Swisscard AECS	Travel Tickets International	34,437.70
Switzerland	American Express Int. c/o UNOG	Travel Tickets International	32,415.98
Switzerland	American Express Int. - Swisscard AECS	Travel Tickets International	32,372.20
Switzerland	American Express Int. - Swisscard AECS	Travel Tickets International	31,696.30
Thailand	UNESCAP	Leasing or Rental Services	87,006.00
Thailand	UNESCAP	Leasing or Rental Services	87,006.00
Tunisia	BUREAU ING. CONS. EN HYDRAULIQUE ET ENV.	Conference organizing services	44,008.00
Tunisia	L'AUDIT ENVIRONMENTAL	Environmental Management	35,840.00
Turkey	EDE Construction & Trade Company Inc	Construction	995,003.00
Turkey	EDE Construction & Trade Company Inc	Construction	413,898.50
Turkey	EDE Construction & Trade Company Inc	Construction	385,534.00
Turkey	EDE Construction & Trade Company Inc	Construction	307,433.00
Turkey	EDE Construction & Trade Company Inc	Construction	224,899.00
Turkey	EDE Construction & Trade Company Inc	Construction	213,217.53
Turkey	EDE Construction & Trade Company Inc	Construction	65,840.00
Turkey	Orbit Mühendislik İnşaat ve Satınalma Hi	Medium and small scale industries	61,953.29
Turkey	Ajansmat Matbaacilik Ambalaj Sanayi Ve	Printing services	211,052.56
Uganda	Bush Contractors Co. Ltd	Building construction, other	327,498.57
Uganda	ENMARG GROUP INC	Civil works rehabilitation	30,330.50
Uganda	Zhonghao Overseas Const. & Eng. Co. Ltd	Construction	752,530.10
Uganda	Zhonghao Overseas Const. & Eng. Co. Ltd	Construction	525,143.00
Uganda	SARRON Construction Ltd.	Construction	498,328.05
Uganda	SARRON Construction Ltd.	Construction	402,805.00
Uganda	Pan--China Construction Group Co.Ltd	Construction	385,535.40
Uganda	MAGECON CONSTRUCTION LTD	Construction	325,681.00
Uganda	UNIFREIGHT TRUCKING SERVICES LIMITED	Construction	273,799.40
Uganda	Pan--China Construction Group Co.Ltd	Construction	253,386.00
Uganda	OCEAN CONSTRUCTION COMPANY LTD	Construction	245,446.00
Uganda	Zhonghao Overseas Const. & Eng. Co. Ltd	Construction	226,076.00
Uganda	Zhonghao Overseas Const. & Eng. Co. Ltd	Construction	203,000.00
Uganda	Zhonghao Overseas Const. & Eng. Co. Ltd	Construction	184,640.46
Uganda	Zhonghao Overseas Const. & Eng. Co. Ltd	Construction	184,402.00
Uganda	ENMARG GROUP INC	Construction	178,324.00
Uganda	Juba Cheap Stores Co. Ltd	Construction	169,833.00
Uganda	Juba Cheap Stores Co. Ltd	Construction	164,917.00
Uganda	MESCO LIMITED	Construction	150,211.30
Uganda	Zhonghao Overseas Const. & Eng. Co. Ltd	Construction	145,184.36
Uganda	Botimore and Company	Construction	125,703.55
Uganda	Zhonghao Overseas Const. & Eng. Co. Ltd	Construction	114,432.70
Uganda	MAGECON CONSTRUCTION LTD	Construction	112,611.74
Uganda	New Daissy Ltd	Construction	100,000.00
Uganda	UNIFREIGHT TRUCKING SERVICES LIMITED	Construction	99,876.73
Uganda	SARRON Construction Ltd.	Construction	98,303.00
Uganda	OCEAN CONSTRUCTION COMPANY LTD	Construction	80,163.10
Uganda	Pan--China Construction Group Co.Ltd	Construction	74,359.44
Uganda	ENMARG GROUP INC	Construction	53,629.00
Uganda	Bush Contractors Co. Ltd	Construction	43,660.00
Uganda	Zhonghao Overseas Const. & Eng. Co. Ltd	Construction	35,577.00
Uganda	Bush Contractors Co. Ltd	Construction	30,361.45
Uganda	Zhonghao Overseas Const. & Eng. Co. Ltd	Construction contractor, roads	550,000.00
Uganda	Zhonghao Overseas Const. & Eng. Co. Ltd	Construction services	601,179.68
Uganda	Sun Investment&development co ltd	Construction services	492,803.20
Uganda	Zhonghao Overseas Const. & Eng. Co. Ltd	Construction services	344,691.00
Uganda	SURYA INTERNATIONAL LTD	Construction services	313,609.00
Uganda	Juba Cheap Stores Co. Ltd	Construction services	308,009.00
Uganda	UNIFREIGHT TRUCKING SERVICES LIMITED	Construction services	272,640.80
Uganda	Zhonghao Overseas Const. & Eng. Co. Ltd	Construction services	238,324.00
Uganda	Zhonghao Overseas Const. & Eng. Co. Ltd	Construction services	197,932.00

Major Contracts for Services Placed by Agency During 2011 (Contracts of \$30,000 or more)

AGENCY			Contract Value
Location of Supplier	Name of Contractor	Description of Services	USD
UNOPS Continued			
Uganda	Bush Contractors Co. Ltd	Construction services	193,972.13
Uganda	SURYA INTERNATIONAL LTD	Construction services	192,830.28
Uganda	Zhonghao Overseas Const. & Eng. Co. Ltd	Construction services	179,116.20
Uganda	Juba Cheap Stores Co. Ltd	Construction services	162,045.02
Uganda	UNIFREIGHT TRUCKING SERVICES LIMITED	Construction services	158,705.95
Uganda	Botimore and Company	Construction services	35,975.99
Uganda	Zhonghao Overseas Const. & Eng. Co. Ltd	Credit	845,027.10
Uganda	MESCO LIMITED	Office buildings construction	247,752.00
Uganda	SLM and Family Enterprises Ltd	Office buildings construction	54,498.07
Uganda	Crown General Enterprises Limited	Office equipment maintenance and repair	45,480.00
Uganda	Ministry of Finance, Planning & Economic	Procurement Services	808,125.00
Uganda	Ministry of Finance, Planning & Economic	Procurement Services	163,838.00
Uganda	New Daissy Ltd	Rehabilitation	49,331.90
Uganda	New Daissy Ltd	Rehabilitation	36,303.00
Uganda	MACDOWEL LIMITED	Road construction work	1,523,496.00
Uganda	MACDOWEL LIMITED	Road construction work	479,954.40
Uganda	Zhonghao Overseas Const. & Eng. Co. Ltd	Road construction work	209,593.60
Uganda	Zhonghao Overseas Const. & Eng. Co. Ltd	Road construction work	134,001.00
Ukraine	Astapov & Partners LLC	Environmental Management	56,280.00
Ukraine	UKROBORONSERVICE State Company	Explosive ordnance disposal or mine clearing services	326,401.00
Ukraine	UKROBORONSERVICE State Company	Explosive ordnance disposal or mine clearing services	319,508.00
Ukraine	UKROBORONSERVICE State Company	Explosive ordnance disposal or mine clearing services	123,876.00
Ukraine	Astapov & Partners LLC	International Law	42,960.00
United Arab Emirates	BAKAWI INVEST. & PETROLEUM SER. CO LTD	Airport construction work	826,563.52
United Arab Emirates	GOLDEN RELIEF RESOURCES LLC	Bridge construction work	1,324,477.95
United Arab Emirates	LIBERTY CONSTRUCTION JV LTD	Building constructions, warehouse steel structures mainten	700,000.00
United Arab Emirates	LIBERTY CONSTRUCTION JV LTD	Building constructions, warehouse steel structures mainten	402,860.00
United Arab Emirates	HIVISION Technology LLC.	Computer Science	49,377.50
United Arab Emirates	LIBERTY CONSTRUCTION JV LTD	Construction	250,000.00
United Arab Emirates	RA International	Construction	191,413.00
United Arab Emirates	BAKAWI INVEST. & PETROLEUM SER. CO LTD	Construction	48,536.13
United Arab Emirates	RA International	Construction	40,089.00
United Arab Emirates	MAM FOR ROADS AND BRIDGES	Construction	32,531.44
United Arab Emirates	CTG Global FZC	Individual Consulting Service	30,000.00
United Arab Emirates	CTG Global FZC	Leased Vehicle	56,161.29
United Arab Emirates	Haji Abdul Hai Mohammad BASHIRI	Leases	36,600.00
United Arab Emirates	Haji Abdul Hai Mohammad BASHIRI	Leases	36,600.00
United Arab Emirates	Haji Abdul Hai Mohammad BASHIRI	Leases	36,600.00
United Arab Emirates	Haji Abdul Hai Mohammad BASHIRI	Leases	36,600.00
United Arab Emirates	CTG Global FZC	Professional training	85,558.00
United Arab Emirates	BAKAWI INVEST. & PETROLEUM SER. CO LTD	Reservoir maintenance	295,000.00
United Arab Emirates	Eyat Roads and Bridges	Road rehabilitation work	700,000.00
United Arab Emirates	CTG Global FZC	Salaries	59,731.91
United Arab Emirates	CTG Global FZC	Salary	118,189.46
United Arab Emirates	CTG Global FZC	Salary	56,126.22
United Arab Emirates	CTG Global FZC	Salary	52,474.49
United Arab Emirates	CTG Global FZC	Salary	33,446.75
United Arab Emirates	CTG Global FZC	Salary	31,139.25
United Arab Emirates	CTG Global FZC	Service Contracts - Individual	160,274.75
United Arab Emirates	CTG Global FZC	Technical assistance and advisory services	58,663.76
United Arab Emirates	MENTOR FZ LLC	Training	40,600.00
United Arab Emirates	CTG Global FZC	Wages and salaries	148,087.15
United Arab Emirates	CTG Global FZC	Wages and salaries	76,000.00
United Arab Emirates	CTG Global FZC	Wages and salaries	59,400.00
United Kingdom	RSM TENON LIMITED - Receipts1	Auditing, accountancy	43,208.00
United Kingdom	Overseas Development Institute	Consultations	96,231.14
United Kingdom	ITAD Ltd.	Environmental Management	115,240.00
United Kingdom	WS Atkins International Ltd.	Environmental Management	97,550.00
United Kingdom	UNEP World ConservationMonitoring Centre	Environmental Management	66,500.00
United Kingdom	WS Atkins International Ltd.	Environmental Management	44,965.00
United Kingdom	MRAG LTD.	Environmental Management	36,894.58
United Kingdom	MRAG LTD.	Environmental Management	35,892.65
United Kingdom	MINE TECH INTERNATIONAL LTD	Explosive ordnance disposal or mine clearing services	1,598,679.00
United Kingdom	Human Recognition Systems Limited	Explosive ordnance disposal or mine clearing services	639,953.00
United Kingdom	THE HALO TRUST	Explosive ordnance disposal or mine clearing services	366,000.00
United Kingdom	THE HALO TRUST	Explosive ordnance disposal or mine clearing services	366,000.00
United Kingdom	THE HALO TRUST	Explosive ordnance disposal or mine clearing services	366,000.00
United Kingdom	THE HALO TRUST	Explosive ordnance disposal or mine clearing services	356,482.00
United Kingdom	THE HALO TRUST	Explosive ordnance disposal or mine clearing services	338,658.00
United Kingdom	THE HALO TRUST	Explosive ordnance disposal or mine clearing services	322,000.00
United Kingdom	THE HALO TRUST	Explosive ordnance disposal or mine clearing services	322,000.00
United Kingdom	THE HALO TRUST	Explosive ordnance disposal or mine clearing services	322,000.00
United Kingdom	Human Recognition Systems Limited	Explosive ordnance disposal or mine clearing services	316,488.00
United Kingdom	THE HALO TRUST	Explosive ordnance disposal or mine clearing services	314,000.00
United Kingdom	THE HALO TRUST	Explosive ordnance disposal or mine clearing services	303,010.00
United Kingdom	THE HALO TRUST	Explosive ordnance disposal or mine clearing services	303,010.00
United Kingdom	THE HALO TRUST	Explosive ordnance disposal or mine clearing services	303,010.00
United Kingdom	THE HALO TRUST	Explosive ordnance disposal or mine clearing services	294,000.00
United Kingdom	THE HALO TRUST	Explosive ordnance disposal or mine clearing services	174,500.00
United Kingdom	THE HALO TRUST	Explosive ordnance disposal or mine clearing services	165,000.00
United Kingdom	THE HALO TRUST	Explosive ordnance disposal or mine clearing services	75,350.00
United Kingdom	OVE ARUP & PARTNERS INTERNATIONAL LTD	General Management Services	76,786.88
United Kingdom	OVE ARUP & PARTNERS INTERNATIONAL LTD	GENERAL MANAGEMENT SERVICES	30,352.01
United Kingdom	University of Nottingham	Human rights issues, other	49,901.00
United Kingdom	G4S Risk Management Ltd	Humanitarian Assistance	5,924,869.00
United Kingdom	G4S Risk Management Ltd	Humanitarian Assistance	1,942,694.00
United Kingdom	G4S Ordnance Management Limited	Humanitarian Assistance	1,890,955.00
United Kingdom	G4S Risk Management Ltd	Humanitarian Assistance	1,715,187.00
United Kingdom	ACTION ON ARMED VIOLENCE (AOAV)	Humanitarian Assistance	567,000.00
United Kingdom	ACTION ON ARMED VIOLENCE (AOAV)	Humanitarian Assistance	499,937.92
United Kingdom	G4S Risk Management Ltd	Humanitarian Assistance	345,038.00
United Kingdom	G4S Risk Management Ltd	Humanitarian Assistance	100,856.95
United Kingdom	ACTION ON ARMED VIOLENCE (AOAV)	Humanitarian Assistance	31,694.00
United Kingdom	Newcastle University	Intl Consultants - Support	87,200.00
United Kingdom	Emma Samman	Intl Consultants-Technical	76,862.34
United Kingdom	Malaria Consortium	Intl Consultants-Technical	49,464.00
United Kingdom	GLOBAL PARTNERS & ASSOCIATES LTD	Local Consultants-Technical	56,000.00
United Kingdom	MINE TECH INTERNATIONAL LTD	Mine action	3,066,729.57
United Kingdom	MINE TECH INTERNATIONAL LTD	Mine action	2,541,756.00
United Kingdom	MINE TECH INTERNATIONAL LTD	Mine action	2,429,630.00
United Kingdom	MINE TECH INTERNATIONAL LTD	Mine action	2,320,545.00
United Kingdom	MINE TECH INTERNATIONAL LTD	Mine action	1,261,994.00
United Kingdom	MINE TECH INTERNATIONAL LTD	Mine action	1,092,685.00
United Kingdom	MINE TECH INTERNATIONAL LTD	Mine action	481,686.56
United Kingdom	National Policing Improvement Agency	Police Training	107,072.37
United Kingdom	SURREY POLICE DOG TRAINING SCHOOL	Police Training	83,605.96
United Kingdom	MINES ADVISORY GROUP	Politics	756,633.00
United Kingdom	SMI Distribution Services Limited	Postal & Delivery Services	34,495.00
United Kingdom	GREEN INK PUBLISHING SERVICES LTD.	Procurement Services	196,991.67
United Kingdom	EYNSHAM HALL LTD	Procurement Services	91,256.95
United Kingdom	SAVE THE CHILDREN FUND	Procurement Services	79,872.00
United Kingdom	Global Network of Civil Society Org.	Procurement Services	70,000.00
United Kingdom	GREEN INK PUBLISHING SERVICES LTD.	Procurement Services	66,666.67

Major Contracts for Services Placed by Agency During 2011 (Contracts of \$30,000 or more)

AGENCY			Contract Value
Location of Supplier	Name of Contractor	Description of Services	USD
UNOPS Continued			
United Kingdom	GREEN INK PUBLISHING SERVICES LTD.	Procurement Services	54,529.70
United Kingdom	BPP Learning Media Ltd	Professional training	40,762.99
United Kingdom	MINES ADVISORY GROUP	Project Management	75,000.00
United Kingdom	CORI	Project Management	31,559.00
United Kingdom	The Statistics Partnership	Regional Development	49,500.00
United Kingdom	OXFORD POLICY MANAGEMENT LIMITED	Research and Development	72,000.00
United Kingdom	OXFORD POLICY MANAGEMENT LIMITED	Research and Development	35,655.26
United Kingdom	Disaster Waste Recovery Ltd	Technical assistance and advisory services	172,282.00
United Kingdom	CROWN PROSECUTION SERVICES	Training	45,728.19
United Kingdom	OVE ARUP & PARTNERS INTERNATIONAL LTD	Urban development studies	39,572.85
United Kingdom	Chartered Institute Purchasing & Supply	Vocational Training	42,321.43
United Kingdom	Anderson Irrigation&Engineering Services	Water Resources Development	58,598.00
United Kingdom (Gibraltar)	Toyota Gibraltar Stockholding Ltd.	Freight rates	98,534.38
United Republic of Tanzania	NGURDOTO MOUNTAIN LODGE	Conference organizing services	37,250.00
United Republic of Tanzania	EVEN PROJECT - UNIVERSITY DAR ES SALAAM	General Management Services	85,147.00
United Republic of Tanzania	SimbaNET (T) Limited	Internet, Design and Construction of Websites	40,738.00
United States of America	Deloitte Financial Advisory Services LLP	Auditing	93,000.00
United States of America	Deloitte Financial Advisory Services LLP	Auditing	46,500.00
United States of America	Deloitte Financial Advisory Services LLP	Auditing	46,500.00
United States of America	UNDP Somalia	Bills	155,381.00
United States of America	DESIGN-ONE	Building research	1,643,491.22
United States of America	EMERGING MARKETS COMMUNICATIONS, INC.	Communication satellites	45,796.00
United States of America	RCC Consultant Inc.	Computer aided radio consulting	373,080.00
United States of America	RCC Consultant Inc.	Computer aided radio consulting	75,340.00
United States of America	3M Cogent Inc	Computer hardware or software rental and/or lease	565,000.00
United States of America	THOMSON REUTERS (Scientific) INC.	Computer Related Services	31,350.90
United States of America	THOMSON REUTERS (Scientific) INC.	Computer Related Services	31,350.90
United States of America	THOUGHTWORKS INC	Conference organizing services	46,428.00
United States of America	Remmy Technical Services Ltd	Construction	189,160.00
United States of America	Remmy Technical Services Ltd	Construction	155,378.64
United States of America	VICTORIA FURNITURES LTD	Construction	73,595.00
United States of America	ProcuServe inc	Construction of pre-fabricated buildings	344,117.89
United States of America	Synergy International Systems, Inc.	Crop management	116,168.00
United States of America	Synergy International Systems, Inc.	Crop management	112,455.00
United States of America	Synergy International Systems, Inc.	Crop management	34,173.00
United States of America	Tower Innovative Learning Solutions Inc	Distance learning	75,000.00
United States of America	MIYAMOTO INTERNATIONAL	ENGINEERING SERVICES	210,000.00
United States of America	Reeves Management and Consulting Service	ENGINEERING SERVICES	137,643.00
United States of America	Conservation International Foundation	Environmental Management	175,237.00
United States of America	International Coastal and Ocean Organiza	Environmental Management	120,186.00
United States of America	International Coastal and Ocean Organiza	Environmental Management	66,952.78
United States of America	GLOBAL ENVIRONMENTAL&TECHNOLOGY FOUND.	Environmental Management	41,221.00
United States of America	UrbanArts, Inc.	Environmental Management	37,850.00
United States of America	DENEL (PTY) LIMITED	Explosive ordnance disposal or mine clearing services	1,181,568.52
United States of America	Bancroft Global Development	Explosive ordnance disposal or mine clearing services	1,000,518.00
United States of America	DENEL (PTY) LIMITED	Explosive ordnance disposal or mine clearing services	970,870.28
United States of America	Bancroft Global Development	Explosive ordnance disposal or mine clearing services	430,380.00
United States of America	Bancroft Global Development	Explosive ordnance disposal or mine clearing services	430,380.00
United States of America	Bancroft Global Development	Explosive ordnance disposal or mine clearing services	407,952.00
United States of America	DENEL (PTY) LIMITED	Explosive ordnance disposal or mine clearing services	286,328.98
United States of America	Bancroft Global Development	Explosive ordnance disposal or mine clearing services	264,000.00
United States of America	DENEL (PTY) LIMITED	Explosive ordnance disposal or mine clearing services	154,735.93
United States of America	Bancroft Global Development	Explosive ordnance disposal or mine clearing services	100,000.00
United States of America	Bancroft Global Development	Explosive ordnance disposal or mine clearing services	79,469.40
United States of America	Bancroft Global Development	Explosive ordnance disposal or mine clearing services	71,730.00
United States of America	DENEL (PTY) LIMITED	Explosive ordnance disposal or mine clearing services	49,995.25
United States of America	Bancroft Global Development	Explosive ordnance disposal or mine clearing services	44,000.00
United States of America	DENEL (PTY) LIMITED	Explosive ordnance disposal or mine clearing services	36,084.96
United States of America	Global Fleet Sales, Inc	Freight rates	130,950.00
United States of America	TITAN Lumber Corporation	Freight rates	39,000.00
United States of America	CISCO SYSTEMS INC	General Management Services	296,409.57
United States of America	HARMONIS International Inc	Intl Consultants-Technical	36,615.00
United States of America	Information Mgmt and MA Programs, Inc	Landmine Clearance (Demining)	45,491.65
United States of America	Sherwood 370 Management A/A/F Sherwood	Leasing or Rental Services	113,283.06
United States of America	DNS LIMITED	Leasing or Rental Services	30,319.34
United States of America	Chaffetz Lindsey LLP	Legal aid	100,000.00
United States of America	Chaffetz Lindsey LLP	Legal aspects	165,000.00
United States of America	Jordi TORRENT	Local Consultants-Support	72,000.00
United States of America	Karima ZERROU	Local Consultants-Support	41,172.41
United States of America	Intec Billing Inc.	Maintenance & Support Single View and Oracle	1,776,412.70
United States of America	Meridian Institute	Management Training	35,643.05
United States of America	WSI-RONCO CONSULTING CORPORATION	Mine action	3,581,040.23
United States of America	WSI-RONCO CONSULTING CORPORATION	Mine action	2,107,772.91
United States of America	DENEL (PTY) LIMITED	Mine action	2,080,175.12
United States of America	DENEL (PTY) LIMITED	Mine action	1,795,416.10
United States of America	DENEL (PTY) LIMITED	Mine action	1,603,384.07
United States of America	DENEL (PTY) LIMITED	Mine action	1,257,758.00
United States of America	DENEL (PTY) LIMITED	Mine action	875,620.82
United States of America	DENEL (PTY) LIMITED	Mine action	216,557.00
United States of America	DENEL (PTY) LIMITED	Mine action	167,557.00
United States of America	INTERNATIONAL CENTER FOR JOURNALISTS	Payment	44,968.00
United States of America	FOREST TRENDS	Procurement Services	629,314.00
United States of America	FOREST TRENDS	Procurement Services	487,073.00
United States of America	SEARCH FOR COMMON GROUND	Procurement Services	85,095.00
United States of America	Helsinki Group	Procurement Services	42,500.00
United States of America	Yale University	Procurement Services	35,000.00
United States of America	Parsons The School for Design	Procurement Services	30,000.00
United States of America	Tower Innovative Learning Solutions Inc	Professional training	75,000.00
United States of America	Tower Innovative Learning Solutions Inc	Professional training	72,080.00
United States of America	Pan American Health Organization Pan	Project Management	84,750.00
United States of America	HUAIROU COMMISSION	Project Management	37,800.00
United States of America	Simon James DARKE	Project Management	32,500.00
United States of America	Simon James DARKE	Project Management	32,500.00
United States of America	TS 405 LEXINGTON OWNER , L.L.C .	Rent	2,550,000.00
United States of America	Simon James DARKE	Salaries	110,000.00
United States of America	IDG Security	Security Services	42,900.00
United States of America	IDG Security	Security Services	42,900.00
United States of America	IDG Security	Security Services	42,100.00
United States of America	COMMUNICATIONS DEVELOPMENT INC. (CDI)	Service Contracts - Individual	94,929.00
United States of America	Health Care Without Harm	Service Contracts - Individual	65,000.00
United States of America	Intec Billing Inc.	Software maintenance and support	401,280.00
United States of America	Intec Billing Inc.	Software maintenance and support	363,768.00
United States of America	Intec Billing Inc.	Software maintenance and support	42,531.00
United States of America	Iron Mountain Records Management	Storage	35,000.00
United States of America	Providence International, LLC	Training	114,093.00
United States of America	Providence International, LLC	Training	75,760.00
United States of America	Providence International, LLC	Training	64,320.00
United States of America	BUILD CHANGE	Training	44,500.00
United States of America	MEDICAL CARE DEVELOPMENT INTERNATIONAL	Travel Tickets International	1,099,750.00
United States of America	MEDICAL CARE DEVELOPMENT INTERNATIONAL	Travel Tickets International	142,410.00
Uruguay	TRANSIX S.A.	Transfer of Technology	1,497,500.00
Vietnam	LIEN HIEP CAC HOI KHKT HA TINH	Environmental Management	33,000.00
Virgin Islands	The Development Initiative Limited	Mine action	2,270,976.00

Major Contracts for Services Placed by Agency During 2011 (Contracts of \$30,000 or more)

AGENCY			Contract Value
Location of Supplier	Name of Contractor	Description of Services	USD
UNOPS Continued			
Virgin Islands	The Development Initiative Limited	Mine action	1,163,725.00
Virgin Islands	The Development Initiative Limited	Mine action	1,140,860.00
Virgin Islands	The Development Initiative Limited	Mine action	926,018.00
Virgin Islands	The Development Initiative Limited	Mine action	184,532.00
Virgin Islands	The Development Initiative Limited	Mine action	127,149.00
Virgin Islands	The Development Initiative Limited	Mine action	39,987.61
Zimbabwe	DELOMIC PAINTERS AND RENOVATORS P/L	Construction	208,282.65
Zimbabwe	SFI CONSTRUCTORS (PVT) LTD	Construction	190,813.69
Zimbabwe	SFI CONSTRUCTORS (PVT) LTD	Construction	152,813.69
Zimbabwe	CITIZEN CONSTRUCTION COMPANY PVT LTD	Construction	136,208.03
Zimbabwe	COSTAIN ZIMBABWE LTD	Construction	111,913.80
Zimbabwe	CITIZEN CONSTRUCTION COMPANY PVT LTD	Construction	66,231.00
Zimbabwe	ALICE CONTRACTORS	Construction	44,437.95
Zimbabwe	ALICE CONTRACTORS	Construction	39,287.37
Zimbabwe	SFI CONSTRUCTORS (PVT) LTD	Construction	38,000.00
Zimbabwe	BARITONE ENTERPRISES T/A	Environmental Management	131,081.13
Zimbabwe	BARITONE ENTERPRISES T/A	Environmental Management	51,420.99
Zimbabwe	BARITONE ENTERPRISES T/A	Environmental Management	38,104.00
Zimbabwe	BARITONE ENTERPRISES T/A	Environmental Management	33,000.00
UNOV			
Afghanistan	Hayatullah Hamidi Construction Company	Constriction works	43,132.00
Afghanistan	Mammad Gul Mangal	Rental of premises for the UNODC COAFG	168,000.00
Afghanistan	Rehabilitation and Welfare Dev.Org.for Afhanistan	Training	168,800.00
Afghanistan	Advanced Business Consulting	Training	168,230.00
Australia	Burnet Insitute	Training	45,000.00
Austria	ALLBA HANDELS GmbH	Annual maintenance of IBM Servers	55,006.81
Austria	Yes Architecture (Dipl. Ing. Marion Wicher)	Building engineer consultants	92,465.52
Austria	G3 WORLDWIDE MAIL SERVICES GMBH / SPRING	Bulk mail services	114,987.08
Austria	Fliesen Engel GmbH	Construction services	111,287.34
Austria	HESS Stahlbau & Montage GmbH	Construction works	258,120.28
Austria	Geze Austria GmbH	Construction works	189,333.33
Austria	TB-Ingenieurbuero Ing. Peter Grandits	Consultancy service for air condition and electricity system planning	37,399.46
Austria	DHL EXPRESS (AUSTRIA) GMBH	Courier services	30,831.10
Austria	KAPSCH BUSINESSCOM AG	Extension of Video Motion System	73,045.27
Austria	Tischlerei Kletzenbauer GmbH & Co. KG	Furniture	47,850.67
Austria	Pitagora Informationsmanagement GmbH	IBM Software licenses	62,997.28
Austria	Pitagora Informationsmanagement GmbH	IBM Software licenses	54,065.86
Austria	Imtech ICT Austria GmbH	IBM Software licenses	47,626.65
Austria	DHL EXPRESS (AUSTRIA) GMBH	Incoming and outgoing pouches	124,262.73
Austria	MINERVA WISSENSCHAFTLICHE BUCHHANDLUNG	Library information networks	41,594.62
Austria	WNT Telecommunication GmbH	Long-distance telephone calls and services	179,865.30
Austria	KAPSCH BUSINESSCOM AG	Maintenance service for Video Motion Detection System	64,285.71
Austria	EVVA SICHERHEITSSYSTEME GMBH	Maintenance services for the turnstiles at Gate 1 and Commissary	42,974.45
Austria	OMEGA HANDELSGES.M.B.H.	Provision of toner cartridges	43,919.22
Austria	XEROX AUSTRIA GMBH	Rental of High Volume Photocopying machines	31,980.67
Austria	XEROX AUSTRIA GMBH	Rental of photocopying machines	157,208.80
Austria	SYBASE EDV-SYSTEME	Software licenses	32,252.06
Austria	Orange Austria Telecommunication GmbH	Telecommunication services	164,812.84
Austria	Orange Austria Telecommunication GmbH	Telecommunication services	107,086.83
Canada	MDA Geospatial Services Inc.	Satellite imagery in Afghanistan	223,309.00
Canada	MDA Geospatial Services Inc.	Satellite imagery in Afghanistan	206,161.20
Canada	MDA Geospatial Services Inc.	Satellite imagery in Afghanistan	178,400.59
Canada	MDA Geospatial Services Inc.	Satellite imagery in Afghanistan	37,603.50
Canada	MDA Geospatial Services Inc.	Satellite imagery of Bolivia	51,800.00
Canada	MDA Geospatial Services Inc.	Satellite images in Afghanistan	48,854.00
China	China Translation & Publication Corporation	Translation services	150,000.00
Djibouti	Djibouti Palace Kempinski	Accommodation, conference, catering and interpretation services	34,028.81
Finland	ALSO STARRING	Production of video spot on Transnational Organized Crime	104,222.52
Germany	IMC Information Multimedia Communication AG	Distributed learning interactive multimedia training courses	377,203.75
Germany	LEXISNEXIS GMBH	Library information networks	40,200.00
Germany	European Space Imaging GmbH	Satellite imagery in Myanmar	65,790.00
Nigeria	Hotel Le Meridien Ogeyi Place	Room accommodation	56,318.94
Russian Federation	JSC INTERDIALECT PLUS	Translation services into Russian	190,000.00
Switzerland	SOS ASSISTANCE SA (International SOS)	Medical transport evacuation services to the UNODC	66,007.17
Thailand	CET Multimedia Productions Ltd. Partnership.	Training	44,003.33
United Kingdom	JANE'S INFORMATION GROUP	Library information networks	54,068.46
United Kingdom	SHI UK	Software licenses	94,500.72
United Kingdom	SHI UK	Software licenses	35,021.64
United Kingdom	Motorola Limited (UK)	UNOV Tetra System Upgrade	59,918.63
United States of America	IHS Inc.	Jane's Intelligence Service annual subscription renewal	60,553.80
United States of America	Globecomm Systems Inc.	Network services	49,350.00
United States of America	i2, An IBM Company (USA)	Software licenses	129,787.00
United States of America	i2, An IBM Company (USA)	Software licenses	45,600.00
UN-PD			
Afghanistan	BABOR AFGHANISTAN CONSTRUCTION COMPANY (BACC)	Construction services, n.e.c.	5,156,657.52
Afghanistan	SAMBROS INTERNATIONAL INCORPORATION	Construction services, n.e.c.	1,949,739.73
Afghanistan	KOHKAN CONSTRUCTION CO.	Construction services, n.e.c.	1,381,774.00
Afghanistan	SHEKIB NAWED CONSTRUCTION COMPANY (SNCC)	Construction services, n.e.c.	755,723.30
Afghanistan	REALTECH CONSTRUCTION SOLUTIONS	Construction services, n.e.c.	698,567.10
Afghanistan	AFAQ CONSTRUCTION CO.LTD	Construction services, n.e.c.	329,639.43
Afghanistan	NOMAAN JILANI CONSTRUCTION COMPANY	Construction services, n.e.c.	319,169.53
Afghanistan	MUJTABA WALID CONSTRUCTION COMPANY (MWCC)	Construction services, n.e.c.	243,714.00
Afghanistan	PARYAN ROAD & BUILDING CONSTRUCTION COMPANY	Construction services, n.e.c.	233,685.32
Afghanistan	KHURASAN GHAZNA ROAD BUILDING & CONSTRUCTION COMPANY (KGRCC)	Construction services, n.e.c.	112,520.00
Afghanistan	JAWIDAN MAIHAN CONSTRUCTION COMPANY	Construction services, n.e.c.	106,024.30
Afghanistan	CITY LIGHT ICT SERVICES CO	Construction services, n.e.c.	102,804.92
Afghanistan	WASHINGTON KABUL INTERNATIONAL CONSTRUCTION COMPANY (WKICC)	Construction services, n.e.c.	76,938.29
Afghanistan	SHAKHES GROUP LTD	Construction services, n.e.c.	70,000.00
Afghanistan	MAJEED KHAIL CONSTRUCTION COMPANY	Construction services, n.e.c.	65,325.41
Afghanistan	MOHAMMAD ESA SARDARZADA LTD (M.E.S.CO LTD)	Construction services, n.e.c.	61,700.00
Afghanistan	ARIF MEHRAN CONSTRUCTION CO.	Construction services, n.e.c.	58,093.82
Afghanistan	HAMDAST CONSTRUCTION COMPANY	Construction services, n.e.c.	38,844.50
Afghanistan	GULF STAR CONSTRUCTION COMPANY LTD	Construction services, n.e.c.	38,794.88
Afghanistan	AZIZI UNION CONSTRUCTION COMPANY	Construction services, n.e.c.	37,269.65
Afghanistan	AL HOOTI CONSTRUCTION LLC	Construction work and site management, buildings	299,563.11
Afghanistan	IO-GLOBAL SERVICES PVT.LTD	Data transmission	115,315.96
Afghanistan	SAHIL TRANSPORTATION CO	Freight forwarding	271,000.00
Afghanistan	MIRAJUDDIN	Real estate services	1,062,000.00
Afghanistan	GHULAM HASSAN	Real estate services	450,000.00
Afghanistan	HAZRAT KHAN S/O HAJI QUBAD	Real estate services	306,000.00
Afghanistan	AHMAD SHAH	Real estate services	90,000.00
Afghanistan	AHMAD SULAIMAN	Real estate services	89,142.84
Afghanistan	MR. SAYED ABDUL BASHIR	Real estate services	84,000.00
Afghanistan	MOHAMMAD SHARIF	Real estate services	66,857.16
Afghanistan	GHULAM FAROOQ	Real estate services	66,000.00
Afghanistan	MR. FAIZULLAH S/O HAJI MOMIN	Real estate services	66,000.00
Afghanistan	MR. MOHAMMADDIN S/O HAJI SALAHUDDIN	Real estate services	66,000.00
Afghanistan	ABDUL WASI	Real estate services	60,000.00
Afghanistan	SAMARUDDIN S/O JAMALUDDIN	Real estate services	56,400.00
Afghanistan	DEPARTMENT OF AGRICULTURE	Real estate services	43,980.45
Afghanistan	HAFIZULLAH	Real estate services	42,000.00

Major Contracts for Services Placed by Agency During 2011 (Contracts of \$30,000 or more)

AGENCY			Contract Value
Location of Supplier	Name of Contractor	Description of Services	USD
UN-PD Continued			
Afghanistan	LUTFULLAH MALANG	Real estate services	42,000.00
Afghanistan	MOHAMMAD SALIM	Real estate services	42,000.00
Afghanistan	AHMAD ZUBAIR S/O GHULAM RASOOL	Real estate services	38,500.00
Afghanistan	MR. HAJI AMANULLAH	Real estate services	36,000.00
Afghanistan	MOHAMMAD ZAHER ASSAS	Real estate services	33,600.00
Afghanistan	DR. AHMAD MOSHAHED	Real estate services	30,000.00
Afghanistan	IDG SECURITY (AFGHANISTAN) LTD.	Security services	8,176,214.91
Afghanistan	KHAIR KHWA FUEL LOGISTICS GROUP	Security services	348,600.00
Afghanistan	ELMI LTD	Soap and cleaning preparations, perfumes and cosmetics industries	212,072.23
Afghanistan	HAMAHANGFILM	Television broadcasting	60,219.65
Afghanistan	ZURMAT GROUP	Vehicle rental	37,144.04
Afghanistan	KOHDAMAN NAWIN TRADE & TRANSIT COMPANY	Waste disposal	276,920.00
Algeria	S.A.R.L AMANE PLUS	Payment	38,400.00
Australia	CAPITEQ LIMITED TRADING AS AIR NORTH	Airports	151,496.28
Australia	KEYOPTIONS TECHNOLOGY PTY LTD	Educational institutions	35,458.09
Australia	HOLYMAN SHIPPING SERVICES PTY LTD.	General project management	335,254.01
Australia	DARWIN PRIVATE HOSPITAL	Health care delivery	77,177.51
Australia	HOLYMAN SHIPPING SERVICES PTY LTD.	Hydraulic structures	262,361.00
Australia	HOLYMAN SHIPPING SERVICES PTY LTD TRADING AS PDL TOLL	Maintenance and repair services	1,130,471.00
Australia	HOLYMAN SHIPPING SERVICES PTY LTD.	Marketing	593,423.62
Australia	NORTHERN TERRITORY OF AUSTRALIA	Real estate services	160,620.98
Australia	NORTHERN PROPERTY GROUP PTY LTD	Real estate services	47,877.58
Australia	TOLL REMOTE LOGISTICS PTY LTD	Specialised transport operations	556,859.03
Australia	HOLYMAN SHIPPING SERVICES PTY LTD.	Specialised transport operations	432,075.18
Belgium	S.W.I.F.T.	Financial services and insurance	46,000.00
Belgium	REIBEL SA	Freight forwarding	653,837.47
Belgium	N.V. REIBEL (BELGIUM) S.A.	Freight forwarding	321,734.00
Belgium	REIBEL (BELGIUM) N.V.	Freight forwarding	276,785.00
Belgium	TELELINGUA INTERNATIONAL	Language	633,300.00
Belgium	TRANSTEC S.A.	Project post-evaluation	2,511,000.00
Belgium	TDP	Radio communications	44,160.00
Belgium	BELGO-IBERIAN MARITIME	Shipping	1,851,472.42
Belgium	REIBEL SA	Shipping	275,706.21
Belgium	N.V. REIBEL (BELGIUM) S.A.	Shipping	131,534.00
Belgium	REIBEL (BELGIUM) N.V.	Shipping	52,444.44
Belgium	REIBEL (BELGIUM) SA NV	Shipping	51,978.87
Bulgaria	HELI AIR SERVICES	Airline management and operations	14,594,597.53
Burundi	BURUNDI CLEANING COMPANY (BCC)	Cleaning services	277,677.81
Burundi	AGE TECHNOLOGIES LIMITED	Machinery, electrical equipment and vehicles maintenance and repair	38,026.88
Burundi	U-COM	Office equipment leasing and rentals	40,663.88
Burundi	FRANCOIS MAFUREBO	Real estate services	89,201.88
Burundi	PROTECTION - SURVEILLANCE - GARDIE	Security services	327,579.65
Burundi	BURUNDI CLEANING COMPANY (BCC)	Tradesman's services, other	37,225.92
Burundi	AUTOTECH	Transport engineering	52,514.42
Canada	VOYAGEUR AIRWAYS LIMITED	Airline management and operations	38,454,693.00
Canada	TRANS CAPITAL AIR LTD.	Airline management and operations	21,074,552.80
Canada	EXPERTUS TECHNOLOGIES	Computer related services n.e.c.	53,000.00
Canada	INSCAPE CORPORATION	Construction	15,358,470.43
Canada	INTERNATIONAL AIR TRANSPORT ASSOCIATION (IATA)	Educational institutions	64,000.00
Canada	INTERNATIONAL INSTITUTE FOR	Information technology	142,400.00
Canada	CEM BENCHMARKING INC.	Management advisory services	35,000.00
Canada	MDA GEOSPATIAL SERVICES INC	Photogrammetry	400,629.24
Canada	LOWE-MARTIN COMPANY, INC	Printing services	69,117.00
Canada	INTERNATIONAL AIR TRANSPORT ASSOCIATION	Professional training	99,200.00
Canada	IATA (INTERNATIONAL AIR TRANSPORT ASSOCIATION)	Professional training	46,000.00
Canada	INTERNATIONAL AIR TRANSPORT ASSOCIATION (IATA)	Professional training	32,000.00
Canada	ENAYATULLAH	Real estate services	360,000.00
Central African Republic	RESTAURANT KANAKOU	Catering services	78,310.09
Central African Republic	GB1 INTERNATIONAL MULTISERVICES	Construction services, n.e.c.	81,053.77
Central African Republic	GHAFFAN FARHAT	Real estate services	124,617.84
Central African Republic	CHAMBRE D'AGRICULTURE, D'ELEVAGE, DES EAUX, FORETS, CHASSES, PECHE ET DU TOURISME	Real estate services	35,450.13
Central African Republic	FOX SECURITE PRIVEE	Security services	74,789.52
Central African Republic	BADAMASSY OUSMAN-TRANSPORTS	Vehicle rental	123,757.96
Chad	TCHAD HANDLING SERVICES	Airports	59,862.20
Chad	ZAIN TCHAD	Engineering services n.e.c.	42,291.59
Chad	HAROUN ADOUM	Housing	31,926.51
Chad	ZAIN TCHAD	Specialised communications systems	47,889.76
Chad	SOPETRANS	Specialised transport operations	178,588.89
Chad	ENTREPRISE MAHAMAT DJIBRINE	Water supply and sanitation	51,880.57
China	PEAK INTERNATIONAL TRADE (TIANJIN) CO.LTD	Freight forwarding	252,355.00
China	PEAK INTERNATIONAL TRADE	Freight forwarding	117,000.00
China	CHINA TRANSLATION AND PUBLISHING CO	Language	450,000.00
China	PEAK INTERNATIONAL TRADE (TIANJIN) CO.LTD	Public administration	56,242.00
China	PCCW GLOBAL (HK) LIMITED	Satellite communications	399,600.00
China	PEAK INTERNATIONAL TRADE (TIANJIN) CO. LTD.	Shipping	31,200.00
China	PEAK INTERNATIONAL TRADE (TIANJIN) CO. LTD	Solar energy	1,094,398.08
China	PEAK INTERNATIONAL TRADE (TIANJIN)	Urban services	182,459.24
China	PEAK INTERNATIONAL TRADE (TIANJIN) CO.LTD.	Urban services	84,030.00
China	PEAK INTERNATIONAL TRADE	Water supply and sanitation	344,841.80
Cote d'Ivoire	SHA IBIS MARCORY	Airline management and operations	85,262.87
Cote d'Ivoire	RAN HOTEL	Airline management and operations	39,236.06
Cote d'Ivoire	OMIUM DE TRAVAUX PUBLICS ET SERVICES (OTPS)	Building maintenance and repair n.e.c.	51,610.01
Cote d'Ivoire	N'SA HOTEL	Catering services	36,676.87
Cote d'Ivoire	LA LAVANDIERE	Cleaning services	76,442.28
Cote d'Ivoire	CODELEC S.A	Construction work and site management, general	245,477.66
Cote d'Ivoire	RHEVA SERVICES	Construction work and site management, general	106,771.87
Cote d'Ivoire	AFNET INTERNET SERVICES	Data transmission	597,121.90
Cote d'Ivoire	AF NET INTERNET SERVICES	Data transmission	561,892.36
Cote d'Ivoire	MICI-EMBACI	Delivery services	49,915.14
Cote d'Ivoire	BOLLORE AFRICA LOGISTICS -CI	Freight forwarding	1,682,026.88
Cote d'Ivoire	GSB (GROUPE SERVICE BATIMENT)	General building maintenance and repair n.e.c.	84,612.13
Cote d'Ivoire	SOCIETE AFRICAINE DE FORAGES HYDRAULIQUES (SOAFH)	Hydraulic structures	396,806.69
Cote d'Ivoire	CMC	Hydraulic structures	36,191.43
Cote d'Ivoire	LES CENTAURES ROUTIERS	Land transport, general	1,148,960.99
Cote d'Ivoire	LA LAVANDIERE	Laundry services	229,533.25
Cote d'Ivoire	MULTI STAR	Laundry services	229,089.09
Cote d'Ivoire	ETS COULIBALY	Laundry services	214,635.12
Cote d'Ivoire	INSTITUT FAMILY BEAUTY	Laundry services	34,421.75
Cote d'Ivoire	DIGITAL PRESSING	Laundry services	33,804.71
Cote d'Ivoire	AXA ASSURANCES	Machinery, electrical equipment and vehicles maintenance and repair	388,737.60
Cote d'Ivoire	CLIM AUTO	Machinery, electrical equipment and vehicles maintenance and repair	69,205.27
Cote d'Ivoire	SOCIDA	Machinery, electrical equipment and vehicles maintenance and repair	38,059.22
Cote d'Ivoire	MC CANN ERIKSSON	Marketing	77,075.93
Cote d'Ivoire	INTERNATIONAL TECHNOLOGY	Materials handling	62,495.67
Cote d'Ivoire	AGRO-SERVICES	Plant protection	83,653.55
Cote d'Ivoire	IMS - CISSE MOUSTAPHA	Printing services	41,595.95
Cote d'Ivoire	TOTAL COTE D'IVOIRE	Real estate services	7,926,693.62
Cote d'Ivoire	ICSA	Real estate services	1,920,000.00
Cote d'Ivoire	SOCIETE CIVIL IMMOBILIERE "AVENIR"	Real estate services	676,220.14
Cote d'Ivoire	COLAS	Real estate services	664,749.23

Major Contracts for Services Placed by Agency During 2011 (Contracts of \$30,000 or more)

AGENCY			Contract Value
Location of Supplier	Name of Contractor	Description of Services	USD
UN-PD Continued			
Cote d'Ivoire	DR KONATÉ VASSILIKI	Real estate services	558,979.70
Cote d'Ivoire	SONARECI - AGENCE COMPTABLE DES CREANCES	Real estate services	512,035.72
Cote d'Ivoire	CONTENTIEUSES	Real estate services	444,052.49
Cote d'Ivoire	SOCOPAG	Real estate services	420,000.00
Cote d'Ivoire	SCI ROBERTSON	Real estate services	380,967.33
Cote d'Ivoire	SCI DE LA RIVIERA	Real estate services	191,301.70
Cote d'Ivoire	MEROUEH REDA	Real estate services	125,443.74
Cote d'Ivoire	IPS-CNPS	Real estate services	120,572.34
Cote d'Ivoire	MME BENIAKROU EUGÉNIE CHANTAL	Real estate services	99,309.62
Cote d'Ivoire	EVECHE DE YAMOOUSSOUKRO	Real estate services	58,801.75
Cote d'Ivoire	MONSIEUR DIABY INZA	Real estate services	47,159.28
Cote d'Ivoire	SHA IBIS MARCORY	Real estate services	47,041.40
Cote d'Ivoire	SCI LA PALME	Real estate services	39,201.17
Cote d'Ivoire	AGENCE ABIDJANAISE DE GESTION	Real estate services	39,201.17
Cote d'Ivoire	COMMUNE DE BOUAKÉ	Real estate services	39,201.17
Cote d'Ivoire	SOCIETE INDUSTRIELLE THANRY	Real estate services	274,925.93
Cote d'Ivoire	LAVEGARDE	Security services	242,821.51
Cote d'Ivoire	SOGAFER	Security services	222,368.02
Cote d'Ivoire	EPSS(ENTREPRISE DE PRESTATIONS DE SERVICES DE LA SAVANE)	Security services	1,391,257.20
Cote d'Ivoire	LES CENTAURES ROUTIERS	Specialist medical practice	825,344.54
Cote d'Ivoire	MTN	Telephone services	160,910.79
Cote d'Ivoire	PRESTIMEX CI	Tradesman's services, other	62,260.15
Cote d'Ivoire	LA LAVANDIERE	Tradesman's services, other	45,406.09
Cote d'Ivoire	LA MAIN VERTE ENVIRONNEMENT	Transport engineering	291,539.71
Cote d'Ivoire	RIMCO	Vehicle rental	211,395.96
Cote d'Ivoire	CFAO MOTORS COTE D'IVOIRE	Vehicle rental	157,199.59
Cote d'Ivoire	SELV	Vehicle rental	107,803.17
Cote d'Ivoire	IPR LOCATION	Vehicle rental	105,855.67
Cote d'Ivoire	EUROPCAR	Vehicle rental	84,810.18
Cote d'Ivoire	GLOBE ASSISTANCE	Vehicle rental	41,933.92
Cote d'Ivoire	ETS SYLLA ET FRERES	Vehicle rental	400,981.18
Cote d'Ivoire	MULTI STAR	Waste disposal	183,211.01
Cote d'Ivoire	ETS COULIBALY	Waste disposal	139,240.37
Cote d'Ivoire	LA LAVANDIERE	Waste disposal	64,140.95
Cote d'Ivoire	PRESTIMEX CI	Waste disposal	56,503.68
Cote d'Ivoire	LASSIRE DECHETS SERVICES	Waste disposal	41,109.70
Cote d'Ivoire	AGRO-SERVICES	Waste disposal	34,149.86
Cote d'Ivoire	MC CANN ERIKSSON	Waste disposal	38,299.22
Cote d'Ivoire	VAGNY-LAB	Water resource planning	55,802.46
Cote d'Ivoire	GOLF HOTEL	Water supply and sanitation	83,585.49
Croatia	MOTO-RIS D.O.O	Privileges and immunities	34,058.82
Cyprus	SMC JOINT VENTURE	Construction services, n.e.c.	230,074.07
Cyprus	SMC JOINT VENTURE	Electrical/mechanical installation work	67,444.75
Cyprus	EXPERT PANEL CONGRESS & EVENT SERVICES LTD	Language	192,262.69
Cyprus	NECIP TOZUN	Laundry services	49,071.43
Cyprus	G & M FRANTZI LTD	Machinery, electrical equipment and vehicles maintenance and repair	45,428.57
Cyprus	DICKRAN OUZOUNIAN & CO. LTD	Machinery, electrical equipment and vehicles maintenance and repair	36,784.45
Cyprus	VICTOIRE INSURANCE AGENCIES LIMITED	Machinery, electrical equipment and vehicles maintenance and repair	35,567.72
Cyprus	LAGROME TRADING LTD.	Machinery, electrical equipment and vehicles maintenance and repair	35,071.09
Cyprus	HELLENIC PETROLEUM CYPRUS LTD	Petroleum policy	67,739.29
Cyprus	G4S SECURE SOLUTIONS (CYPRUS) LIMITED	Security installations maintenance and repair	437,444.40
Cyprus	HART SECURITY LIMITED	Training, other	974,568.00
Cyprus	JOINT VENTURE, ASTRA SELF DRIVE CARS PUBLIC LTD & PETSAS & SONS PUBLIC LTD	Vehicle rental	530,010.99
Cyprus	A. TSOULFTAS AND SONS LTD	Waste disposal	240,000.00
Democratic Rep. of the Congo	REGIE DES VOIES AERIENNES	Air navigation services	45,000.00
Democratic Rep. of the Congo	CARGOMAN	Airports	5,650,660.43
Democratic Rep. of the Congo	SDV-AGETRAF	Freight forwarding	617,000.00
Democratic Rep. of the Congo	DHL INTERNATIONAL CONGO SPRL	Freight forwarding	326,240.00
Democratic Rep. of the Congo	HOTEL CHEZ BELLE VIE (SUMIR SPRL)	Hotel industry	70,700.00
Democratic Rep. of the Congo	ETS PANGU "HOTEL MORIJA"	Hotel industry	67,406.00
Democratic Rep. of the Congo	HOTEL DU CENTRE	Hotel industry	40,000.00
Democratic Rep. of the Congo	L'HOTEL VIP PALACE	Hotel industry	30,000.00
Democratic Rep. of the Congo	HOTEL LES CHALETS	Hotel industry	30,000.00
Democratic Rep. of the Congo	L'HOTEL LINDA	Hotel industry	836,800.00
Democratic Rep. of the Congo	TRANSPORT FLUVIAL ET COMMERCE (TFCE)	Inland water transport	38,075.00
Democratic Rep. of the Congo	PRESSING ABEER 2000	Laundry services	74,000.00
Democratic Rep. of the Congo	ETS AUTO CLASS	Machinery, electrical equipment and vehicles maintenance and repair	70,000.00
Democratic Rep. of the Congo	GARAGE CARROSSERIE	Maintenance and repair services	147,900.00
Democratic Rep. of the Congo	COMMITRAF S.P.R.L	Materials handling	80,000.00
Democratic Rep. of the Congo	WATSON & FRENCH SPRL	Office maintenance and repair	101,849.60
Democratic Rep. of the Congo	AGB (ART GRAPHIC BUSINESS)	Printing services	70,000.00
Democratic Rep. of the Congo	DHL INTERNATIONAL CONGO SPRL	Privileges and immunities	75,180.13
Democratic Rep. of the Congo	TOP CHRONO	Publishing services	1,277,791.47
Democratic Rep. of the Congo	CONGOLAISE DES TEXTILES "COTEX"	Real estate services	1,232,703.63
Democratic Rep. of the Congo	UTEXAFRICA	Real estate services	848,000.00
Democratic Rep. of the Congo	UNION IMMOBILIERE DU CONGO "UIC"	Real estate services	454,500.00
Democratic Rep. of the Congo	BANQUE COMMERCIALE DU CONGO "BCDC"	Real estate services	305,089.60
Democratic Rep. of the Congo	ONATRA	Real estate services	280,000.00
Democratic Rep. of the Congo	BRALLOY INC	Real estate services	245,000.00
Democratic Rep. of the Congo	GHANDOUR INDUSTRIE CONGO R.D.C	Real estate services	234,000.00
Democratic Rep. of the Congo	C.F.E (EX-ALCATEL)	Real estate services	225,000.00
Democratic Rep. of the Congo	SUCCESSION PRIGOGINE	Real estate services	156,600.00
Democratic Rep. of the Congo	OFFICE DES ROUTES;DIRTECTION PROVINCIALE -SUD KIVU	Real estate services	129,000.00
Democratic Rep. of the Congo	MR.CHARLES NYUNDA MULINGANYA	Real estate services	120,000.00
Democratic Rep. of the Congo	LE DIOCESE DE GOMA	Real estate services	104,116.22
Democratic Rep. of the Congo	ETS IRENE BYAMUNGU	Real estate services	98,000.00
Democratic Rep. of the Congo	FNMA	Real estate services	96,000.00
Democratic Rep. of the Congo	DENIS BISHOGO	Real estate services	96,000.00
Democratic Rep. of the Congo	MR. ANTOINE MUSANGANYA LUBONGERA	Real estate services	70,584.00
Democratic Rep. of the Congo	ESSELEN JOSE	Real estate services	68,400.00
Democratic Rep. of the Congo	TOLINKI (TOLERIE INDUSTRIELLE DU KIVU)	Real estate services	65,280.00
Democratic Rep. of the Congo	COMITE DE PROTECTION DES PARCELLES DE LA POPULATION ET LEURS BIENS	Real estate services	61,109.76
Democratic Rep. of the Congo	MR MWAMI KALINDA NDANDU	Real estate services	60,000.00
Democratic Rep. of the Congo	ASSOCIATION DES SOEURS DE MARIE D'INGELMUNSTER DE FARIALA ASBL	Real estate services	60,000.00
Democratic Rep. of the Congo	DOMAINE DE KATALE	Real estate services	60,000.00
Democratic Rep. of the Congo	L'ASSOCIATION DES PERES CITERCIENS	Real estate services	60,000.00
Democratic Rep. of the Congo	MAMBOLEO MUGHUBA	Real estate services	60,000.00
Democratic Rep. of the Congo	TSONGO KASEREKA	Real estate services	60,000.00
Democratic Rep. of the Congo	EDOUARD KITAMBALA AZWATA	Real estate services	57,600.00
Democratic Rep. of the Congo	LA SUCCESSION HABOU COULIBALY	Real estate services	45,000.00
Democratic Rep. of the Congo	T.M.K SOCIETE DE TRANSPORT ET MESSAGERIES AU KIVU S.P.R.L	Real estate services	44,000.00
Democratic Rep. of the Congo	AGENCE MARITIME INTERNATIONALE DU CONGO "AMICONGO"	Real estate services	42,000.00
Democratic Rep. of the Congo	MR. JUSTIN MUSANGANYA KALAMO	Real estate services	41,986.28
Democratic Rep. of the Congo	MR. BASHIMBE CHIZA MUKE	Real estate services	38,400.00
Democratic Rep. of the Congo	MR. TSHIABA MUDIKOLELE ELIE (LESSOR)	Real estate services	33,600.00
Democratic Rep. of the Congo	FAMILLE BAKORONGOTANE RUKÉBA	Real estate services	30,000.00

Major Contracts for Services Placed by Agency During 2011 (Contracts of \$30,000 or more)

AGENCY			Contract Value
Location of Supplier	Name of Contractor	Description of Services	USD
Democratic Rep. of the Congo	MR JACOB ADJUA ODRU LEGUMA	Real estate services	30,000.00
UN-PD Continued			
Democratic Rep. of the Congo	SUCCESSION ALPHONSINE LIMBAYA	Real estate services	30,000.00
Democratic Rep. of the Congo	KK SECURITY CONGO SPRL	Security services	1,257,016.00
Democratic Rep. of the Congo	DELTA PROTECTION SPRL	Security services	1,121,901.26
Democratic Rep. of the Congo	MAGENYA-PROTECTION & GARDIENNAGE	Security services	291,806.00
Democratic Rep. of the Congo	ETS AUTO CLASS	Special purpose equipment rental and lease n.e.c.	100,500.00
Democratic Rep. of the Congo	SDV-AGETRAF	Technical inspection services	87,100.00
Democratic Rep. of the Congo	ELLICO	Television broadcasting	94,900.00
Democratic Rep. of the Congo	ACTION SOLIDAIRE DES TRANSPORTEURS DU NORD-KIVU "A.S.T.N."	Vehicle rental	40,200.00
Democratic Rep. of the Congo	ETS MAISON LA VICTOIRE	Vehicle rental	36,000.40
Democratic Rep. of the Congo	ETS LIMIF TRADING	Waste disposal	78,750.00
Democratic Rep. of the Congo	DYNASTY AFI	Waste disposal	75,000.00
Democratic Rep. of the Congo	NTAGAHWA MIRENGE PANDA	Waste disposal	72,000.00
Democratic Rep. of the Congo	ITA _ WORKPOWER SPRL	Waste disposal	69,000.00
Democratic Rep. of the Congo	QUINCAILLERIE KIVU STARS	Waste disposal	37,500.00
Democratic Rep. of the Congo	KIS-SERVICES "C.G.I.C"	Waste disposal	36,600.00
Denmark	DANOFFICE APS	Data storage	849,237.00
Denmark	DANOFFICE	Data storage	84,452.00
Denmark	DANOFFICE PLC	Data storage	41,266.00
Denmark	PETER JUSTESEN COMPANY A/S	Electrical installations maintenance and repair	97,528.57
Denmark	HECKSHER LINEAGENTURER A/S	Freight forwarding	581,169.69
Denmark	SCAN GLOBAL LOGISTICS A/S	Freight forwarding	250,008.44
Denmark	CICCI APS	Freight forwarding	154,772.53
Denmark	KUEHNE & NAGEL A/S	Freight forwarding	138,068.70
Denmark	DSV AIR & SEA A/S	Freight forwarding	81,745.00
Denmark	HECKSHER LINEAGENTURER AS	Freight forwarding	50,260.00
Denmark	KUEHNE & NAGEL	Freight forwarding	42,205.00
Denmark	DAN OFFICE PLC	Freight forwarding	41,730.00
Denmark	SCAN GLOBAL LOGISTICS(PREVIOUSLY MAHE DENMARK FREIGHT)	Freight forwarding	35,096.00
Denmark	DANOFFICE	Freight forwarding	34,300.00
Denmark	JOHS. GRAM-HANSEN A/S	Freight forwarding	34,150.00
Denmark	DANOFFICE APS	Maintenance and repair services	94,573.00
Denmark	DANOFFICE PLC	Operations, maintenance and support	35,520.00
Denmark	SCAN GLOBAL LOGISTICS A/S	Passenger transport	100,000.00
Denmark	DAN OFFICE APS	Satellite communications	64,276.00
Denmark	DAN OFFICE PLC	Satellite communications	34,355.00
Denmark	SCAN GLOBAL LOGISTICS A/S	Shipping	7,654,109.94
Denmark	HECKSHER LINEAGENTURER A/S	Shipping	538,747.90
Denmark	DSV AIR & SEA A/S	Shipping	326,446.79
Denmark	DANOFFICE	Shipping	35,850.00
Denmark	DAN OFFICE PLC	Software installation	57,140.85
Denmark	DAN OFFICE TRADING	Telecommunication, other	208,015.99
Denmark	DAN OFFICE LTD	Telecommunication, other	33,300.00
Denmark	UNDP PROCUREMENT SUPPORT OFFICE	Training, other	59,485.00
Denmark	CICCI HOLDING LTD.	Vendor-specific software support and maintenance	31,662.96
Dominican Republic	SERVAIR.S.A	Airports	195,000.00
Dominican Republic	PARQUE CIBERNÉTICO SANTO DOMINGO, S.A.	Building services	384,123.30
Dominican Republic	WIND TELECOM	Communications, other	51,089.00
Dominican Republic	NAP DEL CARIBE, INC.	Electricity distribution	147,000.00
Dominican Republic	PARQUE CIBERNÉTICO SANTO DOMINGO, S.A.	Electricity distribution	120,000.00
Dominican Republic	CEDIMAT	Health care delivery	475,000.00
Dominican Republic	PROMED DOMINICANA	Health care delivery	46,000.00
Dominican Republic	PARQUE CIBERNÉTICO SANTO DOMINGO, S.A.	Maintenance and repair services	80,608.68
Dominican Republic	MADIG DOMINICANA	Real estate services	72,747.50
Dominican Republic	G4S SECURITY SERVICES, S.A.	Security services	157,005.07
Dominican Republic	NAP DEL CARIBE, INC.	Telecommunication, other	111,240.00
Dominican Republic	WIND TELECOM	Telecommunication, other	48,373.28
Dominican Republic	ROMA S.A.	Vehicle rental	532,666.20
Egypt	EGYPT AIR	Airline management and operations	4,924,900.00
Egypt	EGYPTIAN MULTI SERVICES CO (EGMCO)	Maintenance and repair services	71,800.00
Ethiopia	ETHIOPIAN AIRLINES	Airline management and operations	1,318,690.00
Ethiopia	MR. TSEHAY BOGALE	Real estate services	144,000.00
Ethiopia	SECURICOR ETHIOPIA P.L.C.	Security services	54,715.32
Finland	PATRIA LAND & ARMAMENT OY	Machinery, electrical equipment and vehicles maintenance and repair	453,533.09
Finland	PATRIA VEHICLES OY	Machinery, electrical equipment and vehicles maintenance and repair	41,327.84
Finland	STONESOFT CORP.	Office, computer and communication equipment maintenance and repair	96,677.32
Finland	STONESOFT CORPORATION	Vendor-specific software support and maintenance	62,338.25
France	AGENCE FRANCE-PRESSE	Data communications systems	70,927.00
France	FLORIDA PURCHASING AGENCY PARIS	Data storage	41,117.63
France	CMA-CGM	Freight forwarding	164,383.00
France	G. FERON - E. DE CLEBSATTEL S.A.	Freight forwarding	95,329.67
France	ECONOMAT DES ARMEES	Freight forwarding	39,927.96
France	SPOT IMAGE	Photogrammetry	528,771.27
France	GROUPE JEUNE AFRIQUE	Publishing services	55,328.15
France	AGENCE FRANCAISE DE DEVELOPPEMENT "AFD"	Real estate services	144,000.00
France	M. GERHARD PALME ET MME ANTONINE CORALLO	Real estate services	30,523.26
France	EURL GILLES CAPES	Safety training	92,201.17
France	GEODIS PROJETS	Shipping	487,910.50
France	DAHER	Shipping	148,987.93
Georgia	GEORGIAN AIRWAYS	Airline management and operations	12,668,070.36
Germany	FAI RENT-A-JET AKTIENGESSELLSCHAFT	Airline management and operations	12,425,851.48
Germany	SUPREME FOODSERVICE GMBH	Catering services	248,254.27
Germany	SUPREME FOODSERVICE AG	Catering services	105,766.41
Germany	NOWAR SECURITY EQUIPMENT GMBH	Freight forwarding	38,192.36
Germany	FLEISCHHACKER GMBH & CO. KG	Health care delivery	200,521.88
Germany	KASSBOHRER GELANDEFahrZEUG AG	Machinery, electrical equipment and vehicles maintenance and repair	38,324.97
Germany	VALLON GMBH	Maintenance of peace and security	73,888.89
Germany	FLEISCHHACKER, GMBH & CO., KG	Medical research n.e.c.	67,307.69
Germany	MOTOROLA LTD	Radio communications	386,587.92
Germany	MOTOROLA LIMITED	Supervision/inspection of equipment installation	47,400.00
Germany	NOWAR SECURITY EQUIPMENT GMBH	Training, other	133,242.86
Ghana	AVIANCE GHANA LTD. (FORMERLY: AFGO)	Airports	168,000.00
Ghana	AVIANCE GHANA	Airports	40,000.00
Ghana	SDV GHANA LIMITED	Freight forwarding	56,000.00
Ghana	DENG LIMITED	Maintenance and repair services	1,143,408.00
Ghana	SONIC CONTROL & ENGINEERING SERVICES LTD	Maintenance and repair services	37,750.00
Ghana	BUCK PRESS LIMITED	Printing services	139,385.25
Ghana	SDV GHANA LIMITED	Road transport	156,720.00
Greece	ENVIRONMENTAL PROTECTION ENGINEERING S.A	Oil pollution	72,967.24
Greece	POLYECO S.A	Waste disposal	60,000.00
Guinea-Bissau	GUIESPAN LDA	Civil works rehabilitation	182,884.68
Guinea-Bissau	SEABRA INDUSTRIAS & SERVICOS	Cleaning services	38,839.23
Guinea-Bissau	SISSEE & FILHOS	Construction work and site management, civil works	198,928.72
Guinea-Bissau	ATM	Machinery, electrical equipment and vehicles maintenance and repair	39,656.54
Guinea-Bissau	WEST AFRICA SEGURANCA	Security services	41,023.83
Guinea-Bissau	MASA SEGURANCA	Security services	30,097.23
Guinea-Bissau	AZALAI HOTEL	Training, other	49,071.57
Haiti	DIGILAB	Art, literature and music	178,557.25
Haiti	LA SOCIETE NATIONALE DES PARCS INDUSTRIELS (SONAPI)	Building maintenance and repair n.e.c.	78,746.14
Haiti	SODEC INTERNATIONAL	Building maintenance and repair n.e.c.	71,952.00

Major Contracts for Services Placed by Agency During 2011 (Contracts of \$30,000 or more)

AGENCY			Contract Value
Location of Supplier	Name of Contractor	Description of Services	USD
Haiti	SOCIÉTÉ DU RHUM BARBANCOURT	Building services	123,039.00
UN-PD Continued			
Haiti	CORAIL S.A.	Building services	116,133.33
Haiti	YVES GERMAIN	Building services	48,000.00
Haiti	EDOUARD MOSCOSSO	Building services	36,000.00
Haiti	L'ORGANISATION CHRETIENNE POUR LE DEVELOPPEMENT ECONOMIQUE ET SOCIAL	Building services	36,000.00
Haiti	RADIO HAITI INTER	Channels of communication	120,000.00
Haiti	HAITI NETWORKING GROUP S.A. (HAINET)	Communications, other	99,000.00
Haiti	DIGILAB	Conditions of employment	609,762.95
Haiti	LES ENTREPRISES HENRY-ROBERT ADE	Construction work and site management, general	314,103.00
Haiti	A & D CONSTRUCTIONS	Construction work and site management, general	232,754.78
Haiti	HAYTIAN TRACTOR AND EQUIPMENT CO S.A. (HAYTRAC)	Electricity distribution	3,592,031.10
Haiti	TECHNOMOTEUR S.A.	Electricity distribution	1,400,000.00
Haiti	CHATELAIN CARGO SERVICES	Freight forwarding	774,541.49
Haiti	ANTOINE HOGARTH S.A.	Freight forwarding	565,568.00
Haiti	DROOMPAC	Freight forwarding	71,177.40
Haiti	DISTRIBUTEURS NATIONAUX S.A.(DINASA)	General project management	423,912.00
Haiti	CONTEMPO DRY CLEANERS	Laundry services	59,724.00
Haiti	LAVATECH	Office equipment leasing and rentals	313,272.09
Haiti	SANCO ENTREPRISES S.A.	Office equipment leasing and rentals	106,357.16
Haiti	ROCHE JARDIN SERVICE	Plant protection	96,212.00
Haiti	UNIBANK	Real estate services	587,319.08
Haiti	CAPITOL S.A.	Real estate services	386,967.00
Haiti	SOCIÉTÉ DU RHUM BARBANCOURT	Real estate services	291,453.60
Haiti	ENTREPRISE DE CONSTRUCTION ELECTRO-MECANIQUE S.A. (ECEM S. A.)	Real estate services	276,000.00
Haiti	A & D CONSTRUCTION	Real estate services	202,881.00
Haiti	TONY BOUTROS BOUASSI	Real estate services	180,000.00
Haiti	RONALD DELATOUR	Real estate services	171,000.00
Haiti	LES ENTREPRISES ANTOINE S.A.	Real estate services	170,774.22
Haiti	CAPITAL IMMOBILIER S. A.	Real estate services	162,986.30
Haiti	PYRAMIDE SERVICES S.A.	Real estate services	143,521.52
Haiti	ROCHE JARDIN SERVICE	Real estate services	108,903.00
Haiti	NADIA R. C. MENELAS	Real estate services	80,000.00
Haiti	LEFORT JEAN LOUIS	Real estate services	72,000.00
Haiti	RADIO HAITI INTER	Real estate services	72,000.00
Haiti	ROOSEVELT JACOB CHEMALY	Real estate services	72,000.00
Haiti	JEAN PIERRE DELVA	Real estate services	66,000.00
Haiti	JEAN MARIE THOMAS	Real estate services	60,000.00
Haiti	MAX MÉTAYER GNL CONTACTOR	Real estate services	48,000.00
Haiti	VIVIANE NICOLAS	Real estate services	48,000.00
Haiti	ATLANTIC TELE-NETWORK S.A.	Real estate services	46,836.00
Haiti	ENTREPRISES GABEL	Real estate services	36,000.00
Haiti	GIGATECH	Real estate services	35,300.00
Haiti	ANEUS JEAN LOUIS	Real estate services	30,000.00
Haiti	PAP SECURITY SERVICES S.A.	Security services	954,155.00
Haiti	SEILA KENNELS	Security services	158,860.00
Haiti	MARINETEC & CO TOWING & SALVAGE	Shipping	233,700.00
Haiti	DROOMPAC	Shipping	185,688.00
Haiti	ACCESS HAITI S.A.	Telecommunication, other	391,836.00
Haiti	HAITI NETWORKING GROUP S.A. (HAINET)	Telecommunication, other	237,600.00
Haiti	LE NOUVEAU MATIN S.A.	Telecommunication, other	99,500.00
Haiti	ALPHA COMMUNICATION NETWORK S.A.	Telecommunication, other	72,000.00
Haiti	HAYTIAN TRACTOR AND EQUIPMENT CO S.A. (HAYTRAC)	Waste disposal	1,000,000.00
Haiti	SANCO ENTREPRISES S.A.	Waste disposal	846,332.98
Haiti	JEDCO SERVICES S.A	Waste disposal	308,464.80
Iceland	ICELANDAIR EHF	Airline management and operations	15,516,480.65
India	TRIGYN TECHNOLOGIES INC	Communication and mass media, other	161,079.00
India	BRAINVISA TECHNOLOGIES PRIVATE LTD	Information technology	49,500.00
India	EASTERN SURGICAL COMPANY.	Printing services	36,142.50
Iran, Islamic Republic of	IRANIAN AIRPORTS CO.(I.A.C.)	Air navigation services	46,560.00
Iraq	ALMCO LIMITED	Catering services	1,841,260.00
Iraq	DYAKO GROUP	Cleaning services	492,307.69
Iraq	77 CONSTRUCTION CONTRACTING AND TRADING COMPANY	Construction work and site management, buildings	1,700,049.81
Iraq	DALO CONSTRUCTION COMPANY	Construction work and site management, buildings	538,959.00
Iraq	AL SAMI GENERAL TRADE COMPANY LTD.	Construction work and site management, buildings	125,038.00
Iraq	77 CONSTRUCTION CONTRACTING AND TRADING COMPANY	Construction work and site management, civil works	1,761,791.60
Iraq	AL SAMI GENERAL TRADE COMPANY LTD.	Construction work and site management, general	1,833,005.00
Iraq	DALO CONSTRUCTION COMPANY	Construction work and site management, general	1,572,000.00
Iraq	DUBAI CO. LTD. FOR GENERAL CONTRACTING	Construction work and site management, general	958,873.00
Iraq	77 CONSTRUCTION CONTRACTING AND TRADING COMPANY	Construction work and site management, general	425,945.00
Iraq	DANUBE GENERAL CONTRACTING	Construction work and site management, general	124,612.00
Iraq	ALWAND COMPANY FOR RECONSTRUCTION AND DEVELOPMENT LTD	Construction work and site management, general	106,379.00
Iraq	AISG, INC	Electrical installations maintenance and repair	481,282.94
Iraq	DALO CONSTRUCTION COMPANY	Electrical installations maintenance and repair	228,295.00
Iraq	AHMED SHOP	Electrical installations maintenance and repair	145,800.00
Iraq	FIRST IRAQI CONTRACTING COMPANY	Laundry services	93,703.08
Iraq	DYAKO GROUP	Laundry services	47,400.00
Iraq	AL-FADHLI COMPANY FOR GENERAL TRADING AND CONSTRUCTIONAL, MECHANICAL AND ELECTRICAL CONTRACTING	Machinery, electrical equipment and vehicles maintenance and repair	33,000.00
Iraq	AHMED JASSIM PRESAM OFFICE	Machinery, electrical equipment and vehicles maintenance and repair	31,280.00
Iraq	*IRATRAC COMPANY	Maintenance and repair services	74,900.00
Iraq	AL SAMI GENERAL TRADE COMPANY LTD.	Maintenance and repair services	53,108.00
Iraq	AL SAMI GENERAL TRADE COMPANY LTD.	Security services	65,000.00
Iraq	*AL-RABIA AL-KHADHRA'A FOR GENERAL TRADE AND COMMERCIAL AGENCIES COMPANY LTD.	Security services	50,000.00
Iraq	FHAZR COMPANY FOR GENERAL SUPPLY AND TRADING	Security services	40,000.00
Iraq	AREEB AL-IRAQI COMPANY FOR GENERAL TRADING AND CONTRACTING	Security services	35,000.00
Iraq	AL SAMI GENERAL TRADE COMPANY LTD.	Special purpose equipment maintenance and repair n.e.c.	244,000.00
Iraq	USAID-IRAQ	Telecommunication industry	1,171,789.03
Iraq	AL NISR COMPANY	Tradesman's services, other	44,500.00
Iraq	AL NISR COMPANY	Vehicle rental	96,000.00
Iraq	AL DALHAM CO FOR TRADING AND GENERAL CONTRACTING	Vehicle rental	35,316.80
Ireland	FG WILSON ENGINEERING LTD	Freight forwarding	32,250.00
Ireland	MICROSOFT IRELAND OPERATIONAL	Vendor-specific software support and maintenance	143,029.60
Israel	ELBILIA HANAN LTD	Construction services, n.e.c.	175,257.00
Israel	ARTNET I.G.P. SYSTEMS LTD.	Construction services, n.e.c.	167,390.74
Israel	ABU KTEISH BROS. CO.	Construction services, n.e.c.	77,026.01
Israel	YOUSEF I. MAJLATON ENGINEERING & CONTRACTING	Construction services, n.e.c.	46,603.00
Israel	ACHIM 6 FOR CONSTRUCTIONS LTD.	Construction services, n.e.c.	35,502.84
Israel	ACHIM 6 FOR CONSTRUCTIONS LTD.	Construction technology, equipment and materials	694,910.32
Israel	SAMI AWADALLAH CONSTRUCTION	Construction technology, equipment and materials	498,800.00
Israel	770- PROJECT MANAGEMENT	Construction technology, equipment and materials	446,166.51
Israel	ALL CONTROL CO. LTD.	Construction technology, equipment and materials	198,993.71
Israel	YOUSEF I. MAJLATON ENGINEERING & CONTRACTING	Construction technology, equipment and materials	90,967.20

Major Contracts for Services Placed by Agency During 2011 (Contracts of \$30,000 or more)

AGENCY			Contract Value
Location of Supplier	Name of Contractor	Description of Services	USD
Israel	NAJEEB BROS. FOR CONTRACTS & GENERAL TRADING CO. LTD.	Construction work and site management, general	296,960.00
Israel	DOUR ENGINEERING & PLANNING (D.E.P.)	Construction work and site management, general	58,000.00
Israel	ACHIM 6 FOR CONSTRUCTIONS LTD.	Construction work and site management, general	52,745.93
Israel	BEZEQ INTERNATIONAL LTD.	Data transmission	239,280.00
UN-PD Continued			
Israel	L. A. D. M. AGENCIES LTD.	Freight forwarding	62,500.00
Israel	OPHIR - MIZRAHI YOUSEF	Gardening services	41,560.05
Israel	ELTEL TECHNOLOGISTICS LTD	Health care delivery	74,750.00
Israel	CLAL INSURANCE CO	Insurance	113,434.91
Israel	LAN-LEE INTERNATIONAL LTD.	Real estate services	240,004.27
Israel	MR. KOBY ZITONI	Real estate services	61,776.00
Israel	LAN-LEE INTERNATIONAL LTD	Scientific instruments and measuring equipment manufacture	108,400.00
Israel	ARDAN CONTROL TECH LTD	Specialised communications systems	37,954.04
Israel	BEZEQ INTERNATIONAL LTD.	Telecommunication industry	49,480.23
Israel	EBRAHEEM KAMAL	Tradesman's services, other	69,039.71
Israel	OPHIR - MIZRAHI YOUSEF	Tradesman's services, other	36,907.32
Israel	RAMI HOVALOT LTD	Waste disposal	45,240.00
Israel	ODIS FILTERING LTD.	Water supply and sanitation	109,030.50
Israel	GILAT SATCOM LTD.	Wide area network (wan) maintenance and support	400,200.00
Italy	MAGNA GRECIA COSTRUZIONI DI CERVELLERA ANTONIA	Building engineering	136,268.01
Italy	BRINDEDIL SRL	Building engineering	111,436.34
Italy	NEW STAR SRL	Building services	74,931.88
Italy	GRUPPO GORLA SPA	Cleaning services	207,439.20
Italy	DELEXPOR ITALIA S.R.L	Construction work and site management, civil works	1,134,188.03
Italy	CORIMEC ITALIANA S.P.A	Construction work and site management, civil works	204,640.34
Italy	FAGIOLI S.P.A.	Customs administration	32,200.46
Italy	COELNA SPA	Engineering services n.e.c.	1,366,681.06
Italy	EDIL.PRO. SRL	Engineering services n.e.c.	253,417.20
Italy	IBA CENTRO MERIDIONALE SPA	Engineering services n.e.c.	126,758.24
Italy	EDIL TECNO COSTRUZIONI SNC	Engineering services n.e.c.	103,889.24
Italy	BRINDEDIL SRL	Engineering services n.e.c.	101,139.60
Italy	CAVED SRL	Engineering services n.e.c.	78,315.76
Italy	PUBLIMAX SNC	Fire installations maintenance and repair	35,822.60
Italy	JAS. S.P.A FORWARDING WORLDWIDE	Freight forwarding	1,217,113.00
Italy	FAGIOLI S.P.A	Freight forwarding	453,815.00
Italy	J.A.S. SPA FORWARDING WORLDWIDE	Freight forwarding	222,300.00
Italy	JAS S.P.A - FORWARDING WORLDWIDE	Freight forwarding	133,392.00
Italy	APRILE PROJECT S.P.A.	Freight forwarding	87,696.71
Italy	J. A. S. SPA FORWARDING WORLDWIDE	Freight forwarding	70,804.91
Italy	FAGIOLI S.P.A.	Freight forwarding	64,500.00
Italy	JAS FORWARDING WORLDWIDE	Freight forwarding	40,109.14
Italy	INTERTRADE INTERNATIONAL SERVICES	Freight forwarding	32,697.55
Italy	NEW STAR SRL	General building maintenance and repair n.e.c.	50,000.00
Italy	MELORIO IMPIANTISTICA S.R.L.	General building maintenance and repair n.e.c.	30,000.00
Italy	SICURA SAS DI M. BOVE & C. (CATTOLICA ASSICURAZIONI)	Insurance	55,937.04
Italy	TECNOCONFERENCE SRL	Language	35,022.86
Italy	GRUPPO CADINI SRL	Laundry services	44,604.00
Italy	INFODOC S.R.L.	Library services n.e.c.	46,784.71
Italy	EMC COMPUTER SYSTEMS ITALIA SPA	Maintenance and repair services	138,000.00
Italy	EMERSON NETWORK POWER SRL	Maintenance and repair services	57,209.73
Italy	INTERTRADE INTERNATIONAL SERVICES	Office equipment leasing and rentals	198,061.97
Italy	INTERTRADE INTERNATIONAL SERVICES S.R.L.	Office maintenance and repair	37,855.78
Italy	SICON S.R.L.	Office, computer and communication equipment maintenance and repair	41,991.84
Italy	EMERSON NETWORK POWER SRL	Office, computer and communication equipment maintenance and repair	37,002.72
Italy	CAMER PETROLEUM EUROPA SRL	Oil and gas distribution	87,032.63
Italy	GIUSEPPE VETRUGNO AMBIENTE SRL	Oil and gas distribution	50,000.00
Italy	ENI SPA	Oil and gas distribution	40,000.00
Italy	INTERTRADE INTERNATIONAL SERVICES	Payment	39,455.00
Italy	ABRAXAS AMBIENTE DI DE NITTO NATALE	Plant protection	108,994.71
Italy	UNITED PARCEL SERVICE ITALIA SRL (UPS)	Postal services	30,491.76
Italy	NEXUS INTERNATIONAL BROADCASTING ASSOCIATION	Radio communications	285,469.12
Italy	INTERTRADE INTERNATIONAL SERVICES S.R.L.	Satellite communications	52,364.64
Italy	JAS JET AIR SERVICE SPA	Shipping	1,692,959.26
Italy	GORGONI SRL	Shipping	1,141,800.86
Italy	J.A.S.- S.P.A. FORWARDING WORLDWIDE	Shipping	1,004,730.60
Italy	MASTERMAR SPEDIZIONI E CONTROLLI INTERNAZ. SRL	Shipping	689,371.24
Italy	FAGIOLI S.P.A.	Shipping	263,436.69
Italy	SDV ITALIA SPA	Shipping	221,745.35
Italy	DHL EXPRESS (ITALY) SRL	Shipping	49,356.22
Italy	RICOLFI & C. SPA	Shipping	35,500.00
Italy	CORIMEC ITALIANA S. P. A	Storage	74,647.89
Italy	ENGINEERING INGEGNERIA INFORMATICA SPA	Technical vocational training	46,932.97
Italy	WIND TELECOMUNICAZIONI S.P.A.	Telephone services	796,042.21
Italy	VODAFONE OMNITEL N.V.	Telephone services	164,037.38
Italy	GRUPPO CADINI SRL	Vehicle rental	90,915.00
Italy	GIUSEPPE VETRUGNO AMBIENTE SRL	Waste disposal	74,200.00
Italy	ECO.IMPRESA SRL	Waste disposal	74,000.00
Italy	EUROMECC SRL	Water supply and sanitation	120,758.23
Italy	EMC COMPUTER SYSTEMS ITALIA SPA	Wide area network (wan) maintenance and support	449,791.00
Japan	NIKKO ASSET MANAGEMENT CO. LTD.	Financial services and insurance	1,490,004.00
Japan	NISSAN TRADING CO., LTD.	Freight forwarding	793,880.00
Japan	NISSAN TRADING CO. LTD	Machinery, electrical equipment and vehicles maintenance and repair	37,801.92
Jordan	JORDAN AVIATION	Airline management and operations	87,380,636.00
Jordan	ROYAL JORDANIAN AIRLINE	Airline management and operations	845,655.00
Jordan	ROYAL WINGS	Airports	240,000.00
Jordan	JORDAN CENTER FOR BUILDINGS SERVICES (JASCCO)	Cleaning services	51,203.39
Jordan	PETRA JORDANIAN MOBILE TELECOMMUNICATIONS COMPANY	Communications, other	32,377.01
Jordan	AL FARES NATIONAL FOR INVESTMENT AND EXPORT COMPANY- OPTIMIZA	Data storage	219,063.68
Jordan	JORDAN AVIATION	Freight forwarding	715,020.00
Jordan	BEST FOR AUTO REPAIR	Machinery, electrical equipment and vehicles maintenance and repair	35,000.00
Jordan	ABU-GHAZALEH & CO. CONSULTING	Management advisory services	52,318.00
Jordan	AHMAD AWAD ABD AL-HALIM AL-HUSSEIN	Real estate services	231,525.00
Jordan	MR. HUSAM MOHAMMAD SAED IBRAHIM AL TEBAWI	Real estate services	30,418.22
Jordan	W. COM INTERNATIONAL CO. W.L.L.	Satellite communications	64,546.00
Jordan	GLOBAL SHIELD FOR TRADE & SECURITY	Security services	325,411.02
Jordan	AL-MANHAJ LIL-TECHANIA LTD. CO.	Training, other	44,960.00
Jordan	DAHLAN TOURS AND TRAVEL	Travel costs	335,341.92
Kenya	EVERETT AVIATION (CHARTER) LIMITED	Airline management and operations	14,650,000.00
Kenya	PHOENIX AVIATION LTD	Airline management and operations	4,828,505.00
Kenya	AFRICAN MEDICAL & RESEARCH FOUNDATION (AMREF)	Airline management and operations	4,565,112.00
Kenya	SEVEN FOUR EIGHT AIR SERVICES (K) LTD	Airline management and operations	2,712,010.00
Kenya	ALS LIMITED	Airline management and operations	244,860.88
Kenya	PHOENIX AVIATION LIMITED	Airline management and operations	175,050.00
Kenya	AFRICA EXPEDITIONS LTD	Catering services	272,553.38
Kenya	ALPHA LOGISTICS SERVICES (EPZ) LTD	Construction services, n.e.c.	700,000.00
Kenya	ALPHA LOGISTICS SERVICES (EPZ) LTD	Construction work and site management, civil works	1,661,779.80
Kenya	ALPHA LOGISTICS SERVICES (EPZ) LTD	Construction work and site management, general	5,059,896.33
Kenya	RAMANI GEOSYSTEMS LTD	Data transmission	35,000.00
Kenya	ALPHA LOGISTICS SERVICES (EPZ) LTD	Freight forwarding	10,689,316.48
Kenya	FREIGHT FORWARDERS (KENYA) LTD.	Freight forwarding	4,291,188.00
Kenya	KENFREIGHT (EA) LTD	Freight forwarding	466,926.00

Major Contracts for Services Placed by Agency During 2011 (Contracts of \$30,000 or more)

AGENCY			Contract Value
Location of Supplier	Name of Contractor	Description of Services	USD
Kenya	SDV TRANSAMI LIMITED	Freight forwarding	391,007.00
Kenya	URGENT CARGO HANDLING LIMITED	Freight forwarding	143,252.34
Kenya	KENFREIGHT E.A. LTD	Freight forwarding	120,275.00
Kenya	UNION EXPRESS LIMITED	Freight forwarding	92,684.00
Kenya	DHL GLOBAL FORWARDING KENYA LTD	Freight forwarding	79,214.00
UN-PD Continued			
Kenya	TOPPOINTT (K) LIMITED	Freight forwarding	47,577.00
Kenya	THE KAREN HOSPITAL	Health care delivery	980,831.85
Kenya	AGH KHAN HEALTH SERVICE KENYA T/A AGA KHAN UNIVERSITY HOSPITAL NAIROBI	Health care delivery	778,609.63
Kenya	PROMED PHARMACEUTICALS LTD	Health care delivery	356,169.41
Kenya	THE MATER HOSPITAL	Health care delivery	99,465.24
Kenya	GLORY HOTELS & INVESTMENT LTD	Hotel industry	82,563.44
Kenya	ALLIED WHARFAGE LIMITED	Legal specialisms	1,456,105.00
Kenya	JOHN BERNARD PROPERTIES LIMITED	Legal specialisms	94,837.75
Kenya	AIRCRAFT CONTRACTS KENYA LTD	Legal specialisms	89,001.00
Kenya	TOYOTA EAST AFRICA LIMITED	Machinery, electrical equipment and vehicles maintenance and repair	57,289.13
Kenya	ALLIED WHARFAGE LIMITED	Materials handling	288,300.00
Kenya	TOPPOINTT (K) LIMITED	Materials testing	391,827.36
Kenya	UNITED NATIONS OFFICE AT NAIROBI	Printing services	50,000.00
Kenya	ALPHA LOGISTICS SERVICES (EPZ) LTD	Public administration	3,540,000.00
Kenya	JOHN BERNARD PROPERTIES LIMITED	Real estate services	63,911.82
Kenya	PLATINUM CAR HIRE & TOURS LTD	Road transport	118,518.52
Kenya	ALPHA LOGISTICS SERVICES (EPZ) LTD	Security installations maintenance and repair	813,273.00
Kenya	KENYA KAZI SERVICES LTD	Security services	30,066.18
Kenya	EAST AFRICAN SCHOOL OF AVIATION	Technical vocational training	127,880.00
Kenya	GLORY RENT A CAR OF KENYA	Vehicle rental	464,531.28
Kenya	JIM CAB SERVICES LIMITED	Vehicle rental	312,483.60
Kenya	CENTRE FOR AFRICAN FAMILY STUDIES (CAF)	Vocational training n.e.c.	39,000.00
Korea, Republic of	YOUYANG AIRPORT LIGHTING EQUIPMENT INC.	Construction work and site management, civil works	896,750.00
Kuwait	NATIONAL AVIATION SERVICES (NAS)	Airports	93,000.00
Kuwait	INTEGRATED TECHNICAL SERVICES GEN. TRADING & CONT. CO.	Building maintenance and repair n.e.c.	61,573.03
Kuwait	DANA & BERKELEY TRADING CO. W.L.L	Cleaning services	162,921.35
Kuwait	ADVANCED INTERNATIONAL ELECTRONIC EQUIPMENTT CO.	Construction services, n.e.c.	160,169.00
Kuwait	AL ZOBA GEN. TRADING & CONT. CO. W.L.L.	Construction work and site management, buildings	110,616.24
Kuwait	AMERICAN GENERAL TRADING & CONTRACTING W.L.L	Construction work and site management, buildings	33,785.98
Kuwait	AMERICAN GENERAL TRADING & CONTRACTING W.L.L	Construction work and site management, civil works	61,957.56
Kuwait	INTEGRATED TECHNICAL SERVICES GEN. TRADING & CONT. CO.	Construction work and site management, civil works	43,703.47
Kuwait	DHL EXPRESS (DHL INTERNATIONAL TRANSPORTATION WLL)	Delivery services	68,736.06
Kuwait	INTEGRATED TECHNICAL SERVICES GEN. TRADING & CONT. CO.	Electrical installations maintenance and repair	54,534.80
Kuwait	MERCATO DEL GOLFO (GULF MARKETS GENERAL TRADING CO.WLL)	Freight forwarding	792,633.09
Kuwait	DHL EXPRESS (DHL INTERNATIONAL TRANSPORTATION WLL)	Freight forwarding	282,250.23
Kuwait	AGILITY DGS LOGISTICS SERVICES COMPANY (KSC)	Freight forwarding	98,806.58
Kuwait	KUEHNE+NAGEL CO. W.L.L.	Freight forwarding	31,635.69
Kuwait	AMERICAN GENERAL TRADING & CONTRACTING W.L.L	Plumbing maintenance and repair	207,181.33
Kuwait	INTEGRATED TECHNICAL SERVICES GEN. TRADING & CONT. CO.	Plumbing maintenance and repair	54,456.93
Kuwait	KUWAIT AL SOQOOR FOR SECURITY AND PROTECTION CO. W.L.L.	Security services	173,750.92
Kuwait	AL MULLA SECURITY SERVICES COMPANY	Security services	62,478.72
Kuwait	PETRONET SMART NETWORK CO. K.S.C.C.	Security services	31,365.31
Kuwait	GROUP FIVE TRADING & CONTRACTING CO.	Specialised communications systems	41,107.00
Kuwait	ADVANCED INTERNATIONAL ELECTRONIC EQUIPMENTT CO.	Supervision/inspection of equipment installation	46,000.00
Kuwait	ECO ENVIRONMENTAL CONSULTANTS	Waste disposal	57,347.67
Lebanon	MIDDLE EAST AIRLINES GROUND HANDLING (MEAG)	Airports	50,000.00
Lebanon	SODEXO SERVICES LIBAN SAL	Catering services	637,888.00
Lebanon	SODEXO SERVICES LIBAN SAL	Cleaning services	934,385.32
Lebanon	ASSIYANA SAL	Cleaning services	33,672.75
Lebanon	INCONET DATA MANAGEMENT SAL (IDM)	Communications, other	36,000.00
Lebanon	HAIDAR TRADING EST	Construction services, n.e.c.	129,580.00
Lebanon	FARJALLAH TRADING COMPANY S.A.L.	Construction work and site management, buildings	206,500.00
Lebanon	DALAL STEEL INDUSTRIES	Construction work and site management, buildings	144,820.48
Lebanon	ENGINEER MAROUN ASSAF ESTABLISHMENT	Construction work and site management, buildings	47,450.00
Lebanon	HANNA KHOURY AND BROTHERS CO.*	Construction work and site management, civil works	1,859,859.00
Lebanon	HAIDAR TRADING EST	Construction work and site management, civil works	385,955.00
Lebanon	ENGINEERING & BLDG. CO. (EBCO BITAR)	Construction work and site management, civil works	56,120.00
Lebanon	ENGINEER MAROUN ASSAF ESTABLISHMENT	Construction work and site management, general	420,170.54
Lebanon	MEGA PREFAB S.A.L.	Construction work and site management, general	44,352.00
Lebanon	KAMAL SAAD EL HABER	Construction work and site management, general	44,087.00
Lebanon	GENERAL MEDICAL EQUIPMENT	Drugs and medicines industry	55,850.00
Lebanon	A TO Z SERVICES	Environmental protection specialisms	177,807.00
Lebanon	ALL TRANSPORT AGENCY (ATA)	Freight forwarding	277,245.46
Lebanon	BEIRUT CARGO CENTER SARL (BCC)	Freight forwarding	40,000.00
Lebanon	HAMMOUD HOSPITAL UNIVERSITY MEDICAL CENTER SAL	Health care delivery	244,612.14
Lebanon	SAINT GEORGE HOSPITAL-UNIVERSITY MEDICAL CENTER	Health care delivery	70,000.00
Lebanon	RAFIK HARIRI UNIVERSITY HOSPITAL	Health care delivery	50,000.00
Lebanon	HOTEL DIEU DE FRANCE*	Health care delivery	41,750.00
Lebanon	JJS FAMILY FOUNDATION SAL	Housing	480,000.00
Lebanon	ENGINEERING & BLDG. CO. (EBCO BITAR)	Industrial pollution	50,000.00
Lebanon	SECURITY & SAFETY SOLUTIONS SAL	Maintenance and repair services	146,860.02
Lebanon	DARKSIDE FILM AND TV PRODUCTION	Management advisory services	33,459.00
Lebanon	SANA ENGINEERS FOR CONSTRUCTION	Materials testing	40,000.00
Lebanon	ENGINEER MAROUN ASSAF ESTABLISHMENT	Pre-erection and general erection work	97,050.00
Lebanon	ASTRA RADIO COMMUNICATIONS	Real estate services	49,470.00
Lebanon	PROTECTRON	Security services	135,461.10
Lebanon	NATIONAL BROADCASTING NETWORK SAL (NBN)	Television broadcasting	149,500.00
Lebanon	ARAB LEBANESE MEDIA (ALMEDIA) SAL	Television broadcasting	117,700.00
Lebanon	HALAL RENT A CAR	Vehicle rental	500,000.00
Lebanon	NEW TRADING AND CONTRACING COMPANY (NTCC)	Waste disposal	419,640.23
Lebanon	HUSSEIN DIAB	Water supply and sanitation	104,000.00
Liberia	UNIQUE FUMIGATION & ENGINEERING SERVICES	Cleaning services	1,015,763.00
Liberia	KIASON GENERAL CONSTRUCTION CONTRACTORS	Construction services, n.e.c.	157,045.00
Liberia	MILTON & RICHARDS, INC.	Construction services, n.e.c.	60,300.00
Liberia	DHL INTERNATIONAL LTD.	Freight forwarding	71,355.24
Liberia	COVENANT VENTURES SERVICES	Hydraulic structures	90,000.00
Liberia	INTERNATIONAL INSURANCE COMPANY (LIBERIA) LTD.	Insurance	143,502.00
Liberia	ATLANTIC LIFE & GENERAL INSURANCE COMPANY	Insurance, other	37,500.00
Liberia	NO LEMON LIBERIA, INC.	Machinery, electrical equipment and vehicles maintenance and repair	176,699.58
Liberia	PAGS BODY REPAIR & MAINTENANCE SERVICES	Machinery, electrical equipment and vehicles maintenance and repair	110,000.00
Liberia	REELIN (LIBERIA) INC.	Machinery, electrical equipment and vehicles maintenance and repair	76,500.00
Liberia	UNIQUE FUMIGATION & ENGINEERING SERVICES	Machinery, electrical equipment and vehicles maintenance and repair	60,000.00
Liberia	WONDERS INC.	Maintenance and repair services	448,224.00
Liberia	ST. MICHAEL CONSTRUCTION COMPANY	Maintenance and repair services	262,014.40
Liberia	NO LEMON LIBERIA, INC.	Maintenance and repair services	163,291.25
Liberia	UNIQUE FUMIGATION & ENGINEERING SERVICES	Maintenance and repair services	89,300.00
Liberia	ULTIMATE INVESTMENT & HOLDING COMPANY	Plant protection	135,200.00

Major Contracts for Services Placed by Agency During 2011 (Contracts of \$30,000 or more)

AGENCY			Contract Value
Location of Supplier	Name of Contractor	Description of Services	USD
Liberia	ANDALUCIA ESTATE CORP.	Plumbing maintenance and repair	102,350.00
Liberia	KIASON GENERAL CONSTRUCTION CONTRACTORS	Plumbing maintenance and repair	41,924.00
Liberia	THE PAN AFRICAN REAL ESTATE CORP. (PAREC)	Real estate services	1,149,999.93
Liberia	RASPHAL SINGH	Real estate services	210,000.00
Liberia	LIBERIA IMPORT & EXPORT COMPANY (LIEXCO)	Real estate services	153,794.85
Liberia	GEORGE RAHEB	Real estate services	101,716.62
Liberia	COMIUM (LIBERIA) INC.	Real estate services	85,000.00
UN-PD Continued			
Liberia	MR. TONY T. HAGE	Real estate services	75,000.00
Liberia	TUGBEH N. DOE	Real estate services	72,000.00
Liberia	DENNIS THELMA AND GABRIELLE	Real estate services	33,000.00
Liberia	COVENANT VENTURES SERVICES	Sanitation, other	294,567.00
Liberia	INTER-CON SECURITY SYSTEMS OF LIBERIA LTD.	Security services	2,637,054.62
Liberia	W. R. MAINTENANCE & JANITORAL CO.	Waste disposal	88,662.50
Liberia	CAPRICORN INTERNATIONAL INC	Water management	50,250.00
Liberia	COVENANT VENTURES SERVICES	Waterworks/waterways and related construction work	119,600.00
Libya	ASSAHER	Security installations maintenance and repair	37,000.00
Malaysia	INSTITUTE OF TRAINING AND DEVELOPMENT	Training, other	182,350.00
Malta	PALM CITY LIMITED	Real estate services	629,614.34
Mauritius	SUPPLYQUIP LIMITED	Office maintenance and repair	37,607.08
Mauritius	SUPPLYQUIP LIMITED	Plant protection	69,123.00
Morocco	G4S (MAROC)	Cleaning services	250,996.04
Morocco	SAHARA HOSPITALITY (PARADOR - AL MASSIRA)	Cleaning services	48,592.78
Morocco	ENTREPRISE COGEMETAL	Construction services, n.e.c.	37,135.92
Morocco	SOMATIME	Freight forwarding	206,486.37
Morocco	ASSURANCES MARRACHE & DOR	Insurance	75,322.13
Morocco	SAHARA HOSPITALITY (PARADOR - AL MASSIRA)	Maintenance and repair services	77,021.48
Morocco	SAHARA HOSPITALITY (PARADOR - AL MASSIRA)	Materials handling	30,319.53
Morocco	GIBAS CEMENT ET MARBRE	Real estate services	120,000.00
Nepal	SHREE AIRLINES (P) LTD.	Airline management and operations	14,016,517.76
Nepal	LAMA CONSTRUCTION COMPANY PVT LTD	Maintenance and repair services	55,807.16
Netherlands	HOOGENDOORN	Construction work and site management, buildings	111,111.11
Netherlands	TNT INTERNATIONAL MAIL	Delivery services	86,000.00
Netherlands	IMRES BV	Drugs and medicines industry	54,189.66
Netherlands	STICHTING SANQUIN BLOEDVOORZIENING	Freight forwarding	126,480.69
Netherlands	INTERNATIONAL INSTITUTE OF SOCIAL	Hotel industry	36,051.50
Netherlands	RICOH INTERNATIONAL B.V.	Office equipment leasing and rentals	483,541.59
Netherlands	RICOH INTERNATIONAL B.V.	Office equipment leasing and rentals	78,133.33
Netherlands	RICOH INTERNATIONAL B.V.	Office equipment leasing and rentals	70,752.94
Netherlands	SANQUIN BLOEDVOORZIENING	Scientific, optical and precision instruments maintenance and repair	60,384.32
Netherlands	VODAFONE LIBERTEL BV	Specialised communications systems	69,793.63
Netherlands	T-MOBILE NETHERLANDS BV	Specialised communications systems	42,918.45
Netherlands	EMC COMPUTER SYSTEMS	Supervision/inspection of equipment installation	273,833.56
Netherlands	EMC COMPUTER SYSTEMS	Technical requirements studies for projects	56,142.27
Netherlands	IP PLANET NETWORK LTD.	Telephone services	163,674.00
Netherlands	EMC COMPUTER SYSTEMS	Vendor-specific software support and maintenance	60,215.82
Netherlands	NFGD ZOETERMEER BV	Vendor-specific software support and maintenance	51,676.04
New Zealand	4RF COMMUNICATIONS LIMITED	Radio communications	136,942.83
New Zealand	4RF COMMUNICATIONS LTD	Radio communications	56,178.00
Nigeria	DOMEZ NIGERIA	Wire and cable products manufacture	72,070.00
Norway	VIZADA NETWORKS AS	Satellite communications	139,860.00
Norway	GEOCAP AS	Vendor-specific software support and maintenance	59,103.00
Occupied Palestinian Territory	EL-YARMOUK ENGINEERING COMPANY	Construction work and site management, general	47,214.24
Oman	RENAISSANCE SERVICES SAOG	Catering services	2,120,000.00
Pakistan	PAKISTAN INTERNATIONAL AIRLINES	Airline management and operations	5,304,334.60
Pakistan	AIRBLUE LIMITED	Airline management and operations	200,718.00
Pakistan	AL-SHAIF (PVT) LTD	Construction services, n.e.c.	81,871.35
Pakistan	KESTRAL SPD (PVT) LTD	Construction work and site management, buildings	537,881.50
Pakistan	AIMS ENGINEERING	Construction work and site management, buildings	141,514.86
Pakistan	OCEAN AIR INTERNATIONAL	Construction work and site management, civil works	30,488.99
Pakistan	BARKHA INTERNATIONAL (PVT) LIMITED	Construction work and site management, general	40,553.36
Pakistan	ALI BROTHERS	Construction work and site management, general	30,239.77
Pakistan	AIRBLUE LIMITED	Freight forwarding	210,000.00
Pakistan	INFORMATION ARCHITECTS (SMC-PVT)	Information services	390,000.00
Pakistan	MALIK MUHAMMAD ZUBAIR & BROTHERS	Oil and gas resources n.e.c.	43,023.26
Pakistan	WACKENHUT PAKISTAN (PVT) LTD	Security services	278,435.39
Panama	ES-KO INTERNATIONAL INC.	Economic development	386,476.49
Panama	ES-KO INTERNATIONAL INC.	Food supply	35,178,746.59
Panama	LATIN AMERICAN CONSULTANTS FOR SUSTAINAB	Forestry management	34,500.00
Panama	ES-KO INTERNATIONAL INC.	Rural and non-farm production	907,407.25
Panama	ES-KO INTERNATIONAL INC.	Satellite communications	115,500.00
Panama	ES-KO INTERNATIONAL INC.	Shipping	9,691,779.63
Panama	ES-KO INTERNATIONAL INC.	Warehouse management	3,903,502.64
Poland	TRICOMP LTD	Construction work and site management, general	41,363.40
Portugal	EURO ATLANTIC AIRWAYS	Airline management and operations	2,484,362.00
Portugal	FORMATO VERDE - COMUNICAO, FORMACAO	Audio-visual services	33,266.67
Qatar	RETAJ AL RAYYAN HOTEL	Hotel industry	248,200.77
Qatar	THE RITZ CARLTON, DOHA	Hotel industry	30,461.54
Russian Federation	UTAIR AVIATION, JSC	Airline management and operations	267,778,521.98
Russian Federation	NEFTEYUGANSK UNITED AIRLINE	Airline management and operations	38,691,844.87
Russian Federation	OJSC "NIZHNEVARTOVSKAVIA"	Airline management and operations	33,566,370.63
Russian Federation	VOSTOK AVIATION COMPANY	Airline management and operations	31,323,573.91
Russian Federation	VIM AVIA AIRLINES	Airline management and operations	25,271,870.28
Russian Federation	SKOL AIRLINE, LLC	Airline management and operations	23,104,274.00
Russian Federation	RUSSIAN SKY AIRLINES JSC	Airline management and operations	5,525,000.00
Russian Federation	JSC "ABAKAN AVIA"	Airline management and operations	4,722,665.00
Russian Federation	AVIACON ZITOTRANS AIR COMPANY	Airline management and operations	4,600,000.00
Russian Federation	AEROSPETSERVICE AIRLINES	Freight forwarding	1,820,000.00
Russian Federation	POLET AIRLINES	Freight forwarding	930,000.00
Russian Federation	JSC INTERDIALECT PLUS	Language	700,000.00
Rwanda	E.G.F.J CLEANING SERVICES	Cleaning services	47,567.89
Rwanda	BELVEDERE LINES	Laissez passers	404,500.00
Rwanda	DR VINCENT BIRUTA	Real estate services	42,480.00
Rwanda	MUNYANGANIZI BIKORO	Real estate services	30,975.00
Rwanda	SATGURU TRAVEL & TOURS SERVICES	Travel agencies	78,470.00
Saudi Arabia	TAMIMI GLOBAL COMPANY LTD (TAFGA)	Real estate services	8,500,000.00
Senegal	CONNECTEO SENEGAL	Satellite communications	33,894.00
Serbia, Republic of	DIPOS	Agricultural economics and finance	81,000.00
Serbia, Republic of	VOLTEK	Agricultural economics and finance	71,787.12
Serbia, Republic of	NEW YORK TRADE D.O.O.	Agricultural economics and finance	65,000.00
Serbia, Republic of	N.P.N. "UNI-PROJECT"	Agricultural economics and finance	31,199.07
Serbia, Republic of	QAZIM GASHI AND VALDET GASHI	Agricultural economics and finance	31,105.05
Serbia, Republic of	N.P.N. "UNI-PROJECT"	Cleaning services	73,415.33
Serbia, Republic of	N.P.SH. ELTING ELECTRONICS	Communications, other	31,121.79
Serbia, Republic of	VOLTEK	General building equipment rental and lease	74,339.56
Serbia, Republic of	AUTOTRADE SH.P.K.	Machinery, electrical equipment and vehicles maintenance and repair	33,946.25
Serbia, Republic of	N.P.N. "UNI-PROJECT"	Maintenance and repair services	175,872.09
Serbia, Republic of	KUJTESA - NET L.L.C	Satellite communications	169,714.29
Serbia, Republic of	G4S SECURE SOLUTIONS	Security services	46,853.25
Serbia, Republic of	BALKAN INTERNATIONAL	Shipping	200,286.12
Sierra Leone	FAROUK M. GEBARA & SONS	Building maintenance and repair n.e.c.	41,740.93
Sierra Leone	OLUFEMI BOYLE-HEBRON	Cleaning services	30,321.95
Sierra Leone	OLUFEMI BOYLE-HEBRON	Real estate services	337,500.00
Sierra Leone	SECURITY SUPPORT GROUP INTERNATIONAL (SSGI)	Security services	156,000.00

Major Contracts for Services Placed by Agency During 2011 (Contracts of \$30,000 or more)

AGENCY			Contract Value
Location of Supplier	Name of Contractor	Description of Services	USD
Somalia	CENTRE FOR RESEARCH AND DIALOGUE	Channels of communication	50,000.00
Somalia	PUNTLAND RESEARCH AND DEVELOPMENT CENTER	Channels of communication	49,700.00
Somalia	I.A.G.INTERNATIONAL CO. L.L.C	Construction work and site management, buildings	249,778.75
Somalia	I.A.G.INTERNATIONAL CO. L.L.C	Construction work and site management, civil works	753,067.37
Somalia	I.A.G. GENERAL TRADING CO. LLC	Construction work and site management, civil works	99,196.63
Somalia	I.A.G. GENERAL INTERNATIONAL CO. LLC	Construction work and site management, civil works	35,062.95
Somalia	I.A.G.INTERNATIONAL CO. L.L.C	Construction work and site management, general	980,637.00
UN-PD Continued			
South Africa	C AND G AIR	Airline management and operations	13,361,992.21
South Africa	SAFAIR OPERATIONS (PTY) LTD	Airline management and operations	11,962,270.00
South Africa	NATURELINK AVIATION	Airline management and operations	4,860,938.00
South Africa	NATIONAL AIRWAYS CORPORATION	Airline management and operations	1,637,367.00
South Africa	EXECUTIVE TURBINE AVIATION (PTY) LT	Airline management and operations	1,101,300.00
South Africa	KING AIR SERVICES	Airline management and operations	641,732.00
South Africa	INDIGOSAT(SOUTH AFRICA)(PTY) LTD (FORMER TELEMATIC TECHNOLOGIES)	Data transmission	36,000.00
South Africa	FRANKLINE ENGINEERING	Machinery, electrical equipment and vehicles maintenance and repair	47,955.55
South Africa	MRS GAIL ROBERTS	Real estate services	43,348.70
South Africa	X-PERT SECURITY SERVICES	Security services	30,143.54
South Africa	MESSAGE ROUTING SYSTEMS S.A. (PTY) LTD.	Telephone services	30,864.22
South Africa	AFRICA MANAGEMENT DEVELOPMENT INSTITUTE	Vocational training n.e.c.	65,428.57
Spain	SWIFTAIR	Airline management and operations	11,254,781.44
Spain	AIR EUROPA LINEAS AEREAS S.A.U.	Airline management and operations	9,810,000.00
Spain	INGENIERIA BATALLER CATALA', S.L.P.	Building maintenance and repair n.e.c.	49,165.03
Spain	ISS FACILITY SERVICES S.A.	Building services	31,811.49
Spain	TELEFONICA DE ESPAÑA	Data communications systems	39,149.01
Spain	SCHNEIDER ELECTRIC IT SPAIN S.L.	Electrical installations maintenance and repair	196,016.48
Spain	INDRA SISTEMAS S.A.	Engineering services n.e.c.	442,563.94
Spain	CSD COMPANY FOR SOFTWARE AND DEVELOPMENT S.A.	Information services	890,128.57
Spain	COMUNICACION MULTILINGUE, SL	Language	200,000.00
Spain	AME MATERIAL ELECTRICO SA	Natural resources equipment maintenance and repair, n.e.c.	91,137.46
Spain	OBREMO, S.L.	Office, computer and communication equipment maintenance and repair	60,134.05
Spain	ALAVA INGENIEROS SA	Office, computer and communication equipment maintenance and repair	31,800.26
Spain	SEGURISA, SERVICIOS INTEGRALES DE SEGURIDAD S.A.	Security services	492,373.04
Sudan	AHBA AIR HANDLING	Airports	583,770.67
Sudan	FREE VOICE FOUNDATION	Art, literature and music	75,000.00
Sudan	PANCROP COMMERCIAL CO. LTD	Catering services	1,180,030.46
Sudan	NECTAR GROUP	Cleaning services	240,514.74
Sudan	ADVANCED ENGINEERING WORKS CO. LTD.	Construction services, n.e.c.	15,417,499.35
Sudan	HANEER ENGINEERING CO.	Construction services, n.e.c.	111,842.62
Sudan	LADU AND BROTHERS COMPANY LTD	Construction services, n.e.c.	51,658.11
Sudan	CLEOPATRA LOGISTICS & CONSTRUCTION CO. LTD.	Construction work and site management, buildings	540,503.95
Sudan	MANAZIL TRADING AND INVESTMENT COMPANY LIMITED	Construction work and site management, general	321,400.00
Sudan	LADU AND BROTHERS COMPANY LTD	Construction work and site management, general	153,748.00
Sudan	NON-STOP TRANSPORT ENTERPRISE	Customs administration	97,575.62
Sudan	CANAR TELECOMMUNICATIONS COMPANY	Data transmission	91,696.00
Sudan	NON-STOP TRANSPORT ENTERPRISE	Freight forwarding	17,305,152.06
Sudan	AL WALEED FOR TRANSPORT	Freight forwarding	1,099,390.00
Sudan	PANCROP COMMERCIAL CO. LTD	Freight forwarding	71,700.00
Sudan	SDV TRANSINTRA SUDAN LTD	Freight forwarding	33,547.00
Sudan	TRISTAR ENERGY	General building maintenance and repair n.e.c.	1,851,044.77
Sudan	MERIT GROUP	General building maintenance and repair n.e.c.	129,878.47
Sudan	IMPERIAL HOSPITAL	Health care delivery	292,291.36
Sudan	AL-FAISAL SPECIALIZED HOSPITAL	Health care delivery	125,180.35
Sudan	FEDAIL HOSPITAL	Health care delivery	87,496.80
Sudan	OMASKI SAI INFRA CO. LTD.	Hydraulic structures	45,295.00
Sudan	NILE RIVER TRANSPORTATION CO. LTD	Inland water transport	80,000.00
Sudan	SAVANNA INSURANCE COMPANY LTD.	Insurance	232,975.11
Sudan	SAVANNA INSURANCE CO LTD	Insurance	172,413.79
Sudan	AL BARAKA INSURANCE COMPANY (SUDAN) LTD	Insurance	87,186.68
Sudan	ENGINEERING SERVICES & DESIGN (ESD)	Land surveying	105,425.00
Sudan	HANEER ENGINEERING CO.	Lifting, hoisting and conveying equipment manufacture	75,000.00
Sudan	SUDANESE TRACTOR COMPANY LTD (SUTRAC)	Machinery, electrical equipment and vehicles maintenance and repair	382,848.53
Sudan	GOLDEN ARROW CO. LTD	Machinery, electrical equipment and vehicles maintenance and repair	71,814.41
Sudan	EL TAMMARI TRANSPORT & TRADING CO. LTD	Machinery, electrical equipment and vehicles maintenance and repair	52,083.33
Sudan	GOLDEN ARROW CO., LTD.	Machinery, electrical equipment and vehicles maintenance and repair	50,000.00
Sudan	AL ROMANY COMPANY FOR CAR MAINTENANCE	Machinery, electrical equipment and vehicles maintenance and repair	42,126.54
Sudan	BASHIR MOTORS COMAPNY LTD.	Machinery, electrical equipment and vehicles maintenance and repair	40,000.00
Sudan	BASHIR MOTORS COMPANY LTD.	Machinery, electrical equipment and vehicles maintenance and repair	35,842.27
Sudan	TRISTAR ENERGY	Maintenance and repair services	30,498,933.00
Sudan	MERIT GROUP	Payment	123,248.52
Sudan	BAIRY FOR ENGINEERING SERVICES	Pre-erection and general erection work	725,343.50
Sudan	SILVER STAR PRINTING PRESS	Printing services	101,027.60
Sudan	RAPID RESPONSE SERVICES (RRS)	Radio communications	40,500.00
Sudan	MACHOK MAJONG JONG ((OWNER OF APATHDIT HOTEL))	Real estate services	243,000.00
Sudan	OSMAN ABDALLAH EL NAZEER	Real estate services	231,424.00
Sudan	NIEMAT SALEM AHMED	Real estate services	220,000.00
Sudan	PANCROP COMMERCIAL CO. LTD	Real estate services	209,651.84
Sudan	MINISTRY OF INTERIOR: REPUBLIC OF SUD	Real estate services	200,000.00
Sudan	MOHAMED & SAYED ABDELGADIR ELKHABIR	Real estate services	121,227.48
Sudan	OLYMPIA TRAVEL AGENCY	Real estate services	113,237.00
Sudan	AGRICULTURAL RESEARCH CORPORATION(ARC)	Real estate services	96,000.00
Sudan	NEW SUDAN HOTEL	Real estate services	96,000.00
Sudan	MR. ABDALLA AHMED ABUDASHA	Real estate services	86,933.33
Sudan	FREEDOM HOTEL	Real estate services	83,200.00
Sudan	SUDAN ACADEMY FOR COMMUNICATION SCIENCE	Real estate services	77,777.78
Sudan	AGILA ABDEL BAGI OMAR ATTIA	Real estate services	75,000.00
Sudan	MR.MOHAMED ABO HAROUN	Real estate services	74,400.00
Sudan	MR. ALI BAKHAT ABDALLA HARAN	Real estate services	72,000.00
Sudan	MOHAMED ADAM ALI ADAM	Real estate services	66,000.00
Sudan	AHMED MOHAMED ABDALLAH	Real estate services	54,000.00
Sudan	ADAM ABDALLAH ALI	Real estate services	43,560.00
Sudan	MOHAMMED HESSEIN HASBO	Real estate services	43,560.00
Sudan	MAHJOUB HASSAN HAROUN	Real estate services	42,000.00
Sudan	AGUEK MAJOK DEL	Real estate services	39,344.26
Sudan	MR. ADAM ABDALLA ABAKER	Real estate services	38,500.00
Sudan	RAFIEG FAIG OBIED	Real estate services	36,693.28
Sudan	GAMAR ELDEEN AHMED YAGOUB	Real estate services	36,000.00
Sudan	AL FADIL AWADALLA DALLA	Real estate services	31,680.00
Sudan	CANAR TELECOMMUNICATIONS CO. LTD.	Satellite communications	275,088.00
Sudan	NECTAR GROUP	Security services	201,924.00
Sudan	AL-FAISAL SPECIALIZED HOSPITAL	Security services	58,189.64
Sudan	PANCROP COMMERCIAL CO LTD	Shipping	2,314,459.08
Sudan	PETRONAS MARKETING SUDAN LTD	Specialised transport operations	6,868,800.00
Sudan	EL TAMMARI TRANSPORT & TRADING CO. LTD	Vehicle rental	140,186.25
Sudan	UNIVERSAL BROTHERS	Vehicle rental	80,578.51
Sudan	PANCROP COMMERCIAL CO. LTD (PCC)	Vehicle rental	72,800.00
Sudan	DND FOR TRADING AND CONSTRUCTION	Water supply and sanitation	749,686.12
Sudan	REGAL FOR CONSTRUCTION, CONTRACTING AND TRANSPORTATION	Water supply and sanitation	599,375.00
Sudan	TAJELDIN EISA FOR TRADING BUSINESS	Water supply and sanitation	203,590.20
Sudan	GLOBAL CANDLES MULTI ACTIVITIES	Water supply and sanitation	106,110.00
Sudan	BASKALI MULTI ACTIVITIES CO. LTD.	Water supply and sanitation	88,104.17
Sudan	ABU REEM FOR TRANSPORT	Water supply and sanitation	56,250.00

Major Contracts for Services Placed by Agency During 2011 (Contracts of \$30,000 or more)

AGENCY			Contract Value
Location of Supplier	Name of Contractor	Description of Services	USD
Sudan	ABU DASHA FOR TRADING AND TRANSPORT AND CONSULTANTS CO. LTD	Water supply and sanitation	36,531.25
Swaziland	STRATEGIC DEVELOPMENT INTERNATIONAL	Vocational training n.e.c.	63,000.00
Sweden	SAAB AB	Maintenance and repair services	5,059,605.01
Sweden	BIAB INTERNATIONAL AB	Urban services	57,940.00
Switzerland	JAHIA SOLUTIONS GROUP SA	Maintenance and repair services n.e.c.	37,728.00
Switzerland	UNOPS	Procurement services	180,700.00
UN-PD Continued			
Switzerland	SUPREME FOODSERVICE GMBH	Storage	3,073,976.61
Switzerland	SUPREME FOODSERVICE AG	Storage	1,052,956.40
Switzerland	MANNET SARL	Technical vocational training	36,019.07
Syrian Arab Republic	SERVICES AND ENGINEERING CENTER	Cleaning services	31,864.69
Syrian Arab Republic	GRANDOQA TRADING & CONTRACTING ESTABLISHMENT	Construction services, n.e.c.	439,324.61
Syrian Arab Republic	AHMAD MUTAZ AL HELO	Construction services, n.e.c.	135,000.00
Syrian Arab Republic	ELECTRICITY CO. (QUNAITRA)	Construction services, n.e.c.	71,966.65
Syrian Arab Republic	GLOBAL ENGINEERING COMPANY	Construction services, n.e.c.	60,494.00
Syrian Arab Republic	MOHAMMED MAHER AL-MADFAI	Freight forwarding	105,000.00
Syrian Arab Republic	AL SALAM HOSPITAL	Health care delivery	48,942.92
Syrian Arab Republic	AHMAD MUTAZ AL HELO	Hydraulic structures	186,642.20
Syrian Arab Republic	ALLIED DIESEL SYRIA	Machinery, electrical equipment and vehicles maintenance and repair	33,312.58
Syrian Arab Republic	BANA ZOUKARI AL-NABULSI	Public administration	115,729.31
Syrian Arab Republic	MOHAMAD ANWAR HAMAD	Security services	31,712.46
The Former Yugoslav Rep. of Mac	INSTITUTE OF EARTHQUAKE ENGINEERING	Agricultural economics and finance	38,132.89
The Former Yugoslav Rep. of Mac	INSTITUTE OF EARTHQUAKE ENGINEERING	Real estate services	52,244.80
Timor-Leste	MUKUM TIMUR DIAK, UNIPESOAL LDA.	Cleaning services	406,800.00
Timor-Leste	T.I.C LDA	Cleaning services	302,000.00
Timor-Leste	ANTEATER LDA	Construction services, n.e.c.	40,000.00
Timor-Leste	RMS ENGINEERING & CONSTRUCTION PTY LTD	Construction work and site management, civil works	50,000.00
Timor-Leste	SDV LOGISTICS I, LDA.	Freight forwarding	100,000.00
Timor-Leste	TIMORTUR - HOTEL TIMOR	Hotel industry	45,000.00
Timor-Leste	T.I.C LDA	Plant protection	372,000.00
Timor-Leste	GRAFICA PATRIA	Printing services	113,700.00
Timor-Leste	TIMOR LESTE MEDIA DEVELOPMENT CENTER (TLMDC)	Radio communications	57,266.00
Timor-Leste	ASIA PACIFIC ASSURANCE COMPANY UNIPESOAL LDA - APAC.	Security services	3,049,152.84
Timor-Leste	ANTEATER LDA	Special purpose equipment maintenance and repair n.e.c.	60,000.00
Timor-Leste	KASMANI IRON WORKS & ENGINEERING	Tradesman's services, other	134,789.32
Timor-Leste	T.I.C LDA	Waste disposal	395,215.00
Tunisia	HB AVIATION TRAINING SERVICES	Training, other	81,300.00
Turkey	FREEBIRD AIRLINES	Airline management and operations	499,500.00
Turkey	KULAK INSAAT TICARET VE SANAYI A.S	Cleaning services	402,769.00
Turkey	MEHMET GOKDEMIR INSAAT SANAYI TICARET LIMITED SIRKETI	Construction work and site management, civil works	3,301,500.00
Turkey	MEHMET GOKDEMIR INSAAT SANAYI TICARET LIMITED SIRKETI	Construction work and site management, general	388,920.00
Turkey	METAG INSAAT TICARET A.S	Office maintenance and repair	333,333.34
Uganda	ENTEBBE HANDLING SERVICES LTD	Airports	4,852,000.00
Uganda	TOTAL (U) LTD.	Airports	2,652,486.11
Uganda	ENTEBBE HANDLING SERVICES LTD (ENHAS)	Airports	80,000.00
Uganda	UGANDA INFLIGHT SERVICES LTD	Catering services	339,715.20
Uganda	A & M EXECUTIVE CLEANING SERVICES CO. LTD.	Cleaning services	403,000.00
Uganda	ZHONGHAO OVERSEAS CONSTRUCTION ENG. CO. LTD.	Construction work and site management, buildings	376,425.34
Uganda	ZHONGHAO OVERSEAS CONSTRUCTION ENG. CO. LTD.	Construction work and site management, civil works	414,889.50
Uganda	SAAHIB ENTERPRISES LIMITED	Construction work and site management, civil works	90,000.07
Uganda	ZHONGHAO OVERSEAS CONSTRUCTION ENG. CO. LTD.	Construction work and site management, general	876,728.66
Uganda	CREATIONS CONSULT AFRICA LTD	Construction work and site management, general	154,150.00
Uganda	INFRABUILD SERVICES LTD	Construction work and site management, general	129,206.00
Uganda	UGANDA TELECOM LTD	Data communications systems	178,656.00
Uganda	SAAHIB ENTERPRISES LIMITED	Engineering services n.e.c.	113,777.21
Uganda	SPEDAG INTERFREIGHT UGANDA LIMITED.	Freight forwarding	500,000.00
Uganda	SPEDAG (UGANDA) LTD	Freight forwarding	126,801.35
Uganda	IMPERIAL BOTANICAL BEACH HOTEL	Hotel industry	38,010.00
Uganda	VICTORIA PUMPS	Hydraulic structures	47,500.00
Uganda	A & M EXECUTIVE CLEANING SERVICES CO. LTD.	Maintenance and repair services	1,153,232.00
Uganda	AQUA COOLERS LTD	Materials testing	80,614.32
Uganda	UGANDA TELECOM LIMITED	Office, computer and communication equipment maintenance and repair	338,160.00
Uganda	PROCURE SERVICES LTD	Printing services	174,000.00
Uganda	MONITOR PUBLICATIONS LTD	Publishing services	110,994.10
Uganda	NATION MEDIA GROUP LIMITED	Publishing services	32,894.55
Uganda	SARACEN UGANDA LTD	Security services	144,648.00
Uganda	A & M EXECUTIVE CLEANING SERVICES CO. LTD.	Tradesman's services, other	436,000.00
Uganda	ENTEBBE HANDLING SERVICES LTD (ENHAS)	Training, other	146,520.00
Uganda	A & M EXECUTIVE CLEANING SERVICES CO. LTD.	Waste disposal	46,380.00
Ukraine	INTERNATIONAL JOINT STOCK AVIATION COMPANY (URGA)	Air navigation services	94,952.62
Ukraine	PJSC AVIATION COMPANY UKRAINIAN	Airline management and operations	60,116,069.00
Ukraine	UKRAINIAN HELICOPTERS	Airline management and operations	33,733,944.00
Ukraine	PRIVATE CORPORATION INTERNATIONAL	Airline management and operations	17,262,602.06
Ukraine	ANTONOV COMPANY	Freight forwarding	7,825,000.00
Ukraine	ANTONOV AVIATION SCIENTIFIC AND	Freight forwarding	1,038,000.00
United Arab Emirates	GLOBAL LOGISTIC SERVICES CO. LLC	Catering services	1,043,929.14
United Arab Emirates	ZADRAN GROUP OF COMPANIES	Cleaning services	291,549.51
United Arab Emirates	SUPREME FOODSERVICE GMBH	Cleaning services	203,994.29
United Arab Emirates	RA INTERNATIONAL FCZO	Construction services, n.e.c.	1,600,000.00
United Arab Emirates	RA INTERNATIONAL FCZO	Construction services, n.e.c.	105,683.00
United Arab Emirates	O.K.I GENERAL TRADING LLC	Construction services, n.e.c.	31,640.00
United Arab Emirates	RA INTERNATIONAL FCZO	Construction work and site management, civil works	3,247,339.20
United Arab Emirates	RA INTERNATIONAL	Construction work and site management, general	3,605,656.96
United Arab Emirates	RA INTERNATIONAL FCZO	Construction work and site management, general	643,279.10
United Arab Emirates	GULF SUPPLIES & COMMERCIAL SERVICES	Data transmission	268,481.00
United Arab Emirates	CMC NETWORK MIDDLE EAST	Data transmission	67,520.00
United Arab Emirates	WESTERN SEAS FREIGHT	Freight forwarding	77,391.93
United Arab Emirates	HEB INTERNATIONAL LOGISTICS LLC	Freight forwarding	75,400.00
United Arab Emirates	SUPREME FUELS TRADING FZE	Fuel research	167,487.00
United Arab Emirates	RA INTERNATIONAL	General project management	271,233.83
United Arab Emirates	TRISTAR TRANSPORT LLC	Hydraulic structures	2,392,926.10
United Arab Emirates	CUMMINS MIDDLE EAST FZE	Machinery, electrical equipment and vehicles maintenance and repair	570,901.73
United Arab Emirates	RA INTERNATIONAL	Maintenance and repair services	3,306,857.43
United Arab Emirates	RA INTERNATIONAL FCZO	Maintenance and repair services	63,749.00
United Arab Emirates	UNITED AVIATION SERVICES	Materials handling	276,000.00
United Arab Emirates	SUPREME FUELS TRADING FZE	Materials testing	3,717,651.57
United Arab Emirates	SKY GULF TRADING FZE	Oil and gas distribution	31,990.00
United Arab Emirates	AL GHURAIR PRINTING & PUBLISHING L.L.C.	Printing services	39,600.00
United Arab Emirates	RA INTERNATIONAL FCZO	Public administration	114,505.69
United Arab Emirates	O.K.I. GENERAL TRADING LLC	Road transport	1,093,123.00
United Arab Emirates	HEADLINKS GENERAL TRADING LLC	Satellite communications	30,393.00
United Arab Emirates	SUPREME FOODSERVICE GMBH	Special purpose equipment rental and lease n.e.c.	1,376,469.70
United Arab Emirates	SUPREME FOODSERVICE GMBH	Specialised transport operations	19,175,188.42
United Arab Emirates	GLOBAL KNOWLEDGE	Training, other	35,000.00
United Arab Emirates	OKI GENERAL TRADING LLC	Urban services	129,048.00
United Arab Emirates	RA INTERNATIONAL	Water supply and sanitation	1,318,482.10
United Kingdom	CHAPMAN FREEBORN AIRCHARTERING	Airline management and operations	1,595,882.00
United Kingdom	RSM TENON	Auditing	208,019.80
United Kingdom	ES-KO (UK) LTD	Catering services	4,700,570.83
United Kingdom	KELLOGG BROWN & ROOT LIMITED	Catering services	94,748.14

Major Contracts for Services Placed by Agency During 2011 (Contracts of \$30,000 or more)

AGENCY			Contract Value
Location of Supplier	Name of Contractor	Description of Services	USD
United Kingdom	MOTOROLA SOLUTIONS UK LTD	Communications, other	339,139.60
United Kingdom	SHEARGOLD LIMITED	Communications, other	59,710.00
United Kingdom	SHEARGOLD LIMITED	Construction services, n.e.c.	165,268.73
United Kingdom	BRANDCONTACT (UK) LTD.	Construction services, n.e.c.	37,420.22
United Kingdom	E.T.N. (CYPRUS) LTD. DBA ETON INTERNATIONAL	Construction technology, equipment and materials	36,728.90
United Kingdom	RAINBO SUPPLIES AND SERVICES LTD	Construction work and site management, buildings	116,694.84
United Kingdom	BUTYL PRODUCTS LTD.	Construction work and site management, civil works	98,000.00
UN-PD Continued			
United Kingdom	EUROCONTROLS AUTOMATION INC.	Construction work and site management, general	68,798.00
United Kingdom	OXFORD ANALYTICA INC.	Data communications systems	162,715.00
United Kingdom	OXFORD UNIVERSITY PRESS	Data communications systems	66,458.00
United Kingdom	ES-KO (UK) LTD	Engineering services n.e.c.	172,425.07
United Kingdom	OVERSEAS DEVELOPMENT INSTITUTE	Environmental impact assessment	100,000.00
United Kingdom	BAILLIE GIFFORD OVERSEAS, LTD.	Financial services and insurance	2,265,485.77
United Kingdom	CHAPMAN FREEBORN AIRCHARTERING	Freight forwarding	9,482,000.00
United Kingdom	BELLVILLE RODAIR INTERNATIONAL LTD.	Freight forwarding	434,983.79
United Kingdom	DHL GLOBAL FORWARDING	Freight forwarding	106,478.59
United Kingdom	F.G.WILSON (ENGINEERING) LTD.	Freight forwarding	105,792.00
United Kingdom	DHL DANZAS AIR & OCEAN A/S	Freight forwarding	99,231.79
United Kingdom	DHL GLOBAL LOGISTICS (UK) LTD.	Freight forwarding	58,416.32
United Kingdom	PETERS & MAY LIMITED	Freight forwarding	50,176.64
United Kingdom	PETERS & MAY LTD.	Freight forwarding	37,124.00
United Kingdom	RICOH INTERNATIONAL B.V.	General building maintenance and repair n.e.c.	54,329.34
United Kingdom	DE LA RUE INTERNATIONAL LIMITED	Laissez passers	1,321,400.00
United Kingdom	CLIFFORD CHANCE LLP	Legal services	1,160,000.00
United Kingdom	STAKEHOLDER FORUM FOR A SUSTAINABLE	Management advisory services	289,134.00
United Kingdom	CHARTERED INSTITUTE OF PURCHASING &	Management training	80,608.55
United Kingdom	RICOH INTERNATIONAL B.V.	Office equipment leasing and rentals	3,760,337.06
United Kingdom	RICOH INTERNATIONAL BV	Office equipment leasing and rentals	1,367,627.32
United Kingdom	NRG INTERNATIONAL LTD	Office equipment leasing and rentals	556,848.45
United Kingdom	SEMATRON (UK) LTD	Office, computer and communication equipment maintenance and repair	90,178.10
United Kingdom	FG WILSON (ENGINEERING) LTD.	Payment	31,462.03
United Kingdom	RAINBO SUPPLIES AND SERVICES LTD	Pc hardware maintenance and support	51,679.55
United Kingdom	I.W.S.S. LTD.	Printing services	50,000.00
United Kingdom	CILT - THE CHARTERED INSTITUTE OF LOGISTICS & TRANSPORT IN THE UK	Professional training	95,285.07
United Kingdom	IBC GLOBAL ACADEMY	Professional training	50,981.16
United Kingdom	SHEARGOLD LIMITED	Real estate services	104,228.50
United Kingdom	RAINBO SUPPLIES AND SERVICES LTD	Satellite communications	52,033.95
United Kingdom	I2 LIMITED	Software installation	57,653.10
United Kingdom	OMNIPERCEPTION LTD.	Software installation	46,845.00
United Kingdom	SHEARGOLD LTD.	Solar energy	41,150.00
United Kingdom	ALLEN-VANGUARD LTD	Specialised communications systems	89,573.14
United Kingdom	THE NATIONAL ACCESS AND RESCUE CENTRE (NARC) (THE HEIGHTEC GROUP LIMITED)	Technical vocational training	113,412.54
United Kingdom	BARRETT EUROPE LIMITED	Technical vocational training	40,214.74
United Kingdom	EUROCONTROLS AUTOMATION INC.	Telecommunication industry	638,249.36
United Kingdom	PETERS & MAY LTD.	Telecommunication industry	46,292.00
United Kingdom	EUROCONTROLS AUTOMATION INC.	Telecommunication, other	94,118.00
United Kingdom	RICOH INTERNATIONAL B.V.	Trade related finance	94,583.71
United Kingdom	THOMSON REUTERS FOUNDATION	Training	51,590.70
United Kingdom	I2 LIMITED	Vendor-specific software support and maintenance	71,547.99
United Republic of Tanzania	INTERNATIONAL SUPER CLEANING AND FLORIST AGENCY	Cleaning services	70,652.30
United Republic of Tanzania	MATHER + PLATT TANZANIA LIMITED	Construction services, n.e.c.	65,060.00
United Republic of Tanzania	SIMBANET (T) LTD	Data communications systems	1,272,553.50
United Republic of Tanzania	SIMBANET (T) LTD.	Information services	52,500.00
United Republic of Tanzania	HABARI NODE LIMITED	Information services	43,000.00
United Republic of Tanzania	TANZANIA TELECOMMUNICATIONS CO. LTD	Information services	30,000.00
United Republic of Tanzania	TOTAL TANZANIA LTD	Leasing or rental services	60,000.00
United Republic of Tanzania	MFI OFFICE SOLUTIONS (TZ) LIMITED	Office equipment leasing and rentals	70,300.00
United Republic of Tanzania	SIMBANET (T) LTD	Satellite communications	42,052.50
United States of America	PRICEWATERHOUSECOOPERS LLP	Accountancy	100,000.00
United States of America	TECH INFO SERVICES (TIS)	Air navigation services	83,200.00
United States of America	FARRAR FILTER CO., INC.	Air pollution	142,541.09
United States of America	EVERGREEN HELICOPTERS OF ALASKA INC	Airline management and operations	2,848,132.00
United States of America	PAE/ ES-KO	Airports	4,200,000.00
United States of America	LAUSTER & RADU ARCHITECTS, PC	Architectural design n.e.c.	108,538.00
United States of America	SYSKA & HENNESSY, INC. ENGINEERS	Architecture, engineering, construction and other technicalservices	9,418,479.01
United States of America	GARDINER & THEOBALD INC	Architecture, engineering, construction and other technicalservices	8,026,579.25
United States of America	EINHORN YAFFEE PRESCOTT ARCHITECTUR	Architecture, engineering, construction and other technicalservices	7,229,874.63
United States of America	HLW INTERNATIONAL	Architecture, engineering, construction and other technicalservices	2,506,394.75
United States of America	ALEXANDER WOLF + SON	Architecture, engineering, construction and other technicalservices	987,578.00
United States of America	PERKINS & WILL, INC.	Architecture, engineering, construction and other technicalservices	472,976.00
United States of America	KROLL SECURITY GROUP INC.	Architecture, engineering, construction and other technicalservices	430,340.47
United States of America	R. A. HEINTGES & ASSOCIATES	Architecture, engineering, construction and other technicalservices	219,882.82
United States of America	GANNETT FLEMING ENGINEERS AND	Architecture, engineering, construction and other technicalservices	116,566.00
United States of America	LR ARCHITECTS P.C.	Architecture, engineering, construction and other technicalservices	79,734.42
United States of America	LAUSTER & RADU ARCHITECTS, PC	Architecture, engineering, construction and other technicalservices	73,608.00
United States of America	DI DOMENICO + PARTNERS LLP	Architecture, engineering, construction and other technicalservices	50,000.00
United States of America	HORIZON ENGINEERING ASSOCIATES, LLP	Architecture, engineering, construction and other technicalservices	43,633.10
United States of America	PRIORITY PRODUCTION SERVICES LLC	Audio-visual services	5,668,069.75
United States of America	ACOUSTIGUIDE, INC.	Audio-visual services	512,481.00
United States of America	PRICEWATERHOUSECOOPERS LLP	Auditing	2,465,119.72
United States of America	ND SATCOM INC	Building engineering	102,620.00
United States of America	LENOVO (UNITED STATES) INC	Building maintenance and repair n.e.c.	71,585.00
United States of America	ALEXANDER WOLF + SON	Building services	710,196.00
United States of America	RENE ST. VICTOR	Building services	48,000.00
United States of America	THE WARWICK HOTEL	Business seminars	34,925.80
United States of America	ENVIRONMENTAL SYSTEMS RESEARCH INSTITUTE INC. (ESRI)	Cartography	46,950.00
United States of America	THE EDGE WORLDWIDE, INC.	Channels of communication	252,000.00
United States of America	ABM JANITORIAL SERVICES	Cleaning services	9,700,721.71
United States of America	A-1 INTERNATIONAL, INC.	Cleaning services	324,034.58
United States of America	RAMAC CORPORATION (US)	Cleaning services	134,888.58
United States of America	WAMAR INTERNATIONAL, INC.	Cleaning services	70,230.00
United States of America	WAMAR INTERNATIONAL, LLC	Cleaning services	70,230.00
United States of America	FIVE STAR CARTING, INC.	Cleaning services	63,500.00
United States of America	GREYMART ENVIRONMENTAL SERVICES	Cleaning services	30,000.00
United States of America	TRIGYN TECHNOLOGIES INC	Communication and mass media, other	42,000.00
United States of America	WESTLAW	Communication and mass media, other	39,449.00
United States of America	BELL POTTINGER COMMUNICATION USA LLC	Communication process	5,517,880.83
United States of America	AT&T CORP.	Communications	3,560,309.71
United States of America	SKANSKA USA BUILDING INC.	Communications	800,000.00
United States of America	VERIZON BUSINESS NETWORK SERVICES	Communications	300,553.00
United States of America	ERICSSON FEDERAL INC.	Communications	144,467.00
United States of America	OCEUS NETWORKS, INC.	Communications	44,537.00
United States of America	TRIGYN TECHNOLOGIES INC	Communications, other	1,308,355.82
United States of America	GLOBECOMM SYSTEMS INC.	Communications, other	544,363.00
United States of America	CISCO SYSTEMS	Communications, other	174,216.34
United States of America	PLANSON INTERNATIONAL CORPORATION	Communications, other	39,671.00
United States of America	INTERNATIONAL COMPUTING CENTER, ICC	Computer centres	2,005,278.00
United States of America	MUREX NORTH AMERICA, INC.	Computer programming	200,000.00
United States of America	CISCO SYSTEMS, INC.	Computer related services n.e.c.	1,727,916.50
United States of America	SYSCOM INC.	Computer related services n.e.c.	411,840.00

Major Contracts for Services Placed by Agency During 2011 (Contracts of \$30,000 or more)

AGENCY			Contract Value
Location of Supplier	Name of Contractor	Description of Services	USD
United States of America	CISCO WEBEX LLC	Computer related services n.e.c.	255,360.00
United States of America	CITRIX SYSTEMS	Computer related services n.e.c.	227,606.64
United States of America	REVERE GROUP	Computer related services n.e.c.	210,210.00
United States of America	AKAMAI TECHNOLOGIES	Computer related services n.e.c.	196,025.44
United States of America	SYMANTEC CORPORATION	Computer related services n.e.c.	144,973.32
United States of America	IBM CORPORATION	Computer related services n.e.c.	125,124.31
United States of America	MISYS INTERNATIONAL BANKING SYSTEMS	Computer related services n.e.c.	120,735.47
UN-PD Continued			
United States of America	INFORMATION BUILDERS, INC.	Computer related services n.e.c.	117,878.82
United States of America	SAVVIS FEDERAL SYSTEMS	Computer related services n.e.c.	108,553.00
United States of America	BLOOMBERG FINANCE L.P.	Computer related services n.e.c.	105,240.00
United States of America	UCAID	Computer related services n.e.c.	33,600.00
United States of America	TRIGYN TECHNOLOGIES INC.	Conditions of employment	63,600.00
United States of America	SKANSKA USA BUILDING INC.	Construction	332,613,480.99
United States of America	ALEXANDER WOLF + SON	Construction	1,554,561.19
United States of America	PETROCELLI ELECTRIC COMPANY, INC.	Construction	450,000.00
United States of America	EINHORN YAFFEE PRESCOTT ARCHITECTUR	Construction	416,315.00
United States of America	DIGITAL PISCATAWAY, LLC (DRT).	Construction	77,204.52
United States of America	SKANSKA USA BUILDING INC.	Construction services, n.e.c.	660,000.00
United States of America	ALEXANDER WOLF + SON	Construction services, n.e.c.	70,000.00
United States of America	PETROCELLI ELECTRIC COMPANY, INC.	Construction services, n.e.c.	57,800.00
United States of America	CPFILMS, INC.	Construction services, n.e.c.	32,899.85
United States of America	OCEUS NETWORKS, INC.	Construction services, n.e.c.	30,700.00
United States of America	GOSSAMER CROSSING	Construction work and site management, civil works	102,745.35
United States of America	SKANSKA USA BUILDING INC.	Construction work and site management, general	4,586,000.00
United States of America	UNITED BUILDING COMPANY	Construction work and site management, general	990,581.45
United States of America	VOCALITY INC.	Construction work and site management, general	56,744.78
United States of America	AMERICAN EXPRESS	Credit	118,900.00
United States of America	THE ECONOMIST INTELLIGENCE UNIT	Data communications systems	412,739.00
United States of America	FACTIVA	Data communications systems	344,952.00
United States of America	PROQUEST INFORMATION AND LEARNING	Data communications systems	317,584.00
United States of America	JANE'S INFORMATION GROUP, INC.	Data communications systems	163,290.20
United States of America	LEXIS-NEXIS	Data communications systems	110,160.00
United States of America	ACQUIRE MEDIA VENTURES INC.	Data communications systems	99,000.00
United States of America	WILLIAM S. HEIN & CO., INC.	Data communications systems	96,276.80
United States of America	EBSCO/PUBLISHERS PUB. AND FULFILLME	Data communications systems	90,836.55
United States of America	REUTERS NEW MEDIA	Data communications systems	82,800.00
United States of America	OVID TECHNOLOGIES INC.	Data communications systems	41,989.00
United States of America	INTERNATIONAL MONETARY FUND	Data communications systems	41,005.00
United States of America	WORLD BANK PUBLICATIONS	Data communications systems	36,453.00
United States of America	MOTOROLA INC	Data processing services	198,752.40
United States of America	IRON MOUNTAIN INFORMATION	Data storage	85,200.00
United States of America	EMC CORPORATION	Data storage	37,524.90
United States of America	EMERGING MARKETS COMMUNICATIONS INC. (EMC)	Data transmission	1,055,499.79
United States of America	TRIGYN TECHNOLOGIES INC	Data transmission	291,042.00
United States of America	INTELSAT GLOBAL SALES & MARKETING LTD (INTELSAT)	Data transmission	169,860.00
United States of America	TRIGYN TECHNOLOGIES INC.	Data transmission	148,500.00
United States of America	MPEX INC.	Data transmission	78,277.00
United States of America	CISCO WEBEX LLC	Data transmission	45,720.00
United States of America	ORACLE AMERICA, INC.	Database management systems	218,624.00
United States of America	SUPREME SYSTEMS, INC.	Delivery services	66,500.00
United States of America	CISCO SYSTEMS INC	Disaster prevention	59,151.30
United States of America	GLOBECOMM SYSTEMS INC.	Economic conditions concepts	530,224.00
United States of America	THE HENRY L. STIMSON CENTER	Economics applications	50,000.00
United States of America	SKAE POWER SOLUTIONS LLC	Electrical equipment maintenance and repair	90,504.76
United States of America	EXIM GROUP LLC	Electrical equipment maintenance and repair	54,305.25
United States of America	PETROCELLI ELECTRIC COMPANY, INC.	Electrical installations maintenance and repair	3,618,728.00
United States of America	ALEXANDER WOLF + SON	Electrical installations maintenance and repair	1,750,000.00
United States of America	OTIS ELEVATOR COMPANY	Electrical installations maintenance and repair	487,769.82
United States of America	RONCO CONSULTING CORPORATION	Electrical installations maintenance and repair	382,683.90
United States of America	ALSTOM POWER RENTALS LLC	Electricity distribution	9,200,000.00
United States of America	TRIGYN TECHNOLOGIES INC.	Employment promotion and planning	148,500.00
United States of America	SYSKA & HENNESSY, INC. ENGINEERS	Engineering design	40,203.51
United States of America	NASCO CONSTRUCTION SERVICES INC.	Engineering planning services	50,000.00
United States of America	PRIORITY PRODUCTION SERVICES LLC	Engineering services	6,390,591.00
United States of America	TRIGYN TECHNOLOGIES INC	Engineering services n.e.c.	950,436.31
United States of America	PROTECTION ENGINEERING CONSULTANTS LLC	Engineering services n.e.c.	148,724.00
United States of America	STEVEN WINTER ASSOCIATES, INC.	Engineering services n.e.c.	89,825.00
United States of America	KARAGOZIAN & CASE	Engineering services n.e.c.	60,000.00
United States of America	CROMAGLASS CORPORATION	Engineering services n.e.c.	59,003.00
United States of America	GE AVIATION FUEL AND CARBON	Environmental impact assessment	98,101.34
United States of America	HEALTHY BUILDINGS INT'L, INC.	Environmental impact assessment	46,828.00
United States of America	T&M PROTECTION RESOURCES LLC	Feasibility studies	163,700.00
United States of America	DEVLIN VIDEOSERVICE	Film and video processing and duplication	50,000.00
United States of America	FISHER ASSET MANAGEMENT LLC	Financial services and insurance	3,000,000.00
United States of America	BNP PARIBAS ASSET MANAGEMENT INC.	Financial services and insurance	1,966,502.00
United States of America	EAGLE ASSET MANAGEMENT INC.	Financial services and insurance	1,900,000.00
United States of America	FIDUCIARY TRUST COMPANY	Financial services and insurance	1,873,500.00
United States of America	THE NORTHERN TRUST COMPANY	Financial services and insurance	291,666.70
United States of America	ARGUS INVESTORS' COUNSEL, INC.	Financial services and insurance	137,500.00
United States of America	THOMSON FINANCIAL INC.	Financial services and insurance	84,438.00
United States of America	FITCH SOLUTIONS, INC.	Financial services and insurance	77,775.00
United States of America	ORACLE AMERICA, INC.	Financial services and insurance	36,069.22
United States of America	FIRECOM, INC.	Fire installations maintenance and repair	159,468.00
United States of America	MARSH USA	Freight forwarding	160,541.56
United States of America	KUEHNE & NAGEL INC.	Freight forwarding	525,492.20
United States of America	DHL EXPRESS (USA) INC.	Freight forwarding	329,871.00
United States of America	SDV USA INC.	Freight forwarding	130,495.00
United States of America	SDV USA INC	Freight forwarding	130,193.23
United States of America	SDV (USA) INC.	Freight forwarding	87,055.00
United States of America	KUEHNE AND NAGEL INC.	Freight forwarding	77,950.00
United States of America	COMPUTHINK	Freight forwarding	59,014.71
United States of America	GLOBAL FLEET SALES, LLC	Freight forwarding	38,180.00
United States of America	SDV(USA)INC	Freight forwarding	35,140.00
United States of America	MADICO INC.	Freight forwarding	33,661.80
United States of America	TRANSFAIR NORTH AMERICA INTERNATIONAL FREIGHT SERVICES, INC.	Freight forwarding	32,304.95
United States of America	KUEHNE & NAGEL INC	Freight forwarding	31,723.00
United States of America	PITNEY BOWES	General building equipment rental and lease	64,376.12
United States of America	ASSET INVENTORIES INC.	General management services	457,500.00
United States of America	RICHARD L. HOFFMAN & ASSOCIATES INC	General management services	103,419.27
United States of America	FORREST SOLUTIONS, INC.	General management, other	418,300.00
United States of America	W2001 METROPOLITAN HOTEL OPERATING	General project management	56,776.80
United States of America	BANCROFT GLOBAL DEVELOPMENT	Hotel industry	221,609.70
United States of America	DOLCE INTERNATIONAL/PALISADES INC.	Hotel industry	181,320.00
United States of America	GLEN COVE PROPERTY LLC/GLEN COVE	Hotel industry	34,789.00
United States of America	CORPORATE EXECUTIVE BOARD	Human resources management	80,200.00
United States of America	DELOITTE CONSULTING LLP	Industrial organization and administration	1,678,478.71
United States of America	THE WINTHROP GROUP, INC	Information services	450,000.00
United States of America	BUREAU VAN DIJK ELECTRONIC	Information services	90,000.00
United States of America	THE MCGRAW-HILL COMPANIES, INC.	Information services	32,344.50
United States of America	TRIGYN TECHNOLOGIES INC	Information technology	95,201.05
United States of America	EMC CORPORATION	Information technology	46,300.80
United States of America	VERIZON BUSINESS NETWORK SERVICES	Information technology	39,079.80

Major Contracts for Services Placed by Agency During 2011 (Contracts of \$30,000 or more)

AGENCY			Contract Value
Location of Supplier	Name of Contractor	Description of Services	USD
United States of America	AMAZON WEB SERVICES LLC	Information technology	32,400.00
United States of America	KPMG LLP	It related consultancy	442,626.00
United States of America	SDV USA INC.	Land transport, general	175,380.64
United States of America	UNIFIRST CORPORATION	Laundry services	71,500.00
United States of America	LUMAL CLEANERS INC.	Laundry services	30,000.00
United States of America	GPT PROPERTIES TRUST	Leasing or rental services	6,102,845.86
United States of America	TAG 380 LLC	Leasing or rental services	4,259,950.80
UN-PD Continued			
United States of America	TEACHERS INSURANCE AND ANNUITY ASSO	Leasing or rental services	532,684.00
United States of America	UNITED NATIONS FEDERAL CREDIT UNION	Leasing or rental services	440,792.89
United States of America	EMC CORPORATION	Leasing or rental services	267,881.00
United States of America	USA MOBILITY INC.	Leasing or rental services	89,250.00
United States of America	MARRIOTT INTERNATIONAL, INC.	Leasing or rental services	33,352.00
United States of America	DEBEVOISE AND PLIMPTON	Legal services	238,826.00
United States of America	FULBRIGHT & JAWORSKI, LLP	Legal services	172,539.00
United States of America	TGI OFFICE AUTOMATION	Legal specialisms	1,792,377.00
United States of America	EMC CORPORATION	Legal specialisms	1,467,687.21
United States of America	BANCROFT GLOBAL DEVELOPMENT	Legal specialisms	59,940.00
United States of America	AMERIKOR SALES & HANWHA CORPORATION	Machinery, electrical equipment and vehicles maintenance and repair	167,316.50
United States of America	GSI BUSINESS SERVICES INC.	Maintenance and repair services	1,187,763.60
United States of America	TRIGYN TECHNOLOGIES INC.	Maintenance and repair services	479,974.66
United States of America	CISCO SYSTEMS INC	Maintenance and repair services	97,361.46
United States of America	NEWPOINT TECHNOLOGIES INC.	Maintenance and repair services	92,032.50
United States of America	IVCI, LLC	Maintenance and repair services	90,450.00
United States of America	NEVA GROUP INC.	Maintenance and repair services	80,550.00
United States of America	INTEGRATED TECHNICAL SYSTEMS INC.	Maintenance and repair services n.e.c.	49,700.00
United States of America	KELCO CONSTRUCTION INC.	Maintenance and repair services n.e.c.	37,619.71
United States of America	TRIGYN TECHNOLOGIES INC	Maintenance of peace and security	77,000.00
United States of America	TRIGYN TECHNOLOGIES INC	Management advisory services	14,213,491.82
United States of America	PRICEWATERHOUSECOOPERS LLP	Management advisory services	718,712.00
United States of America	THACHER ASSOCIATES, LLC	Management advisory services	600,000.00
United States of America	VERA INSTITUTE OF JUSTICE	Management advisory services	399,090.80
United States of America	NEW YORK UNIVERSITY	Management advisory services	148,800.00
United States of America	MATRIX CONSULTING GROUP, LTD.	Management advisory services	134,320.00
United States of America	GARTNER, INC.	Management advisory services	128,630.00
United States of America	MILLIMAN, INC.	Management advisory services	111,042.00
United States of America	DALBERG CONSULTING-U.S., LLC	Management advisory services	110,000.00
United States of America	SOCIAL SCIENCE RESEARCH COUNCIL	Management advisory services	90,000.00
United States of America	CORPORATE EXECUTIVE BOARD	Management advisory services	83,550.00
United States of America	ENCOMPASS, LCC	Management advisory services	83,349.97
United States of America	BUCK CONSULTANTS, LLC	Management advisory services	60,000.00
United States of America	THE INSTITUTE OF INTERNAL AUDITORS	Management advisory services	55,000.00
United States of America	FORRESTER RESEARCH	Management advisory services	33,106.00
United States of America	ORACLE AMERICA, INC.	Management advisory services	30,991.20
United States of America	P & D CONSULTING SERVICES, INC.	Management consultancy	32,000.00
United States of America	ENCOMPASS, LLC	Management training	2,014,345.82
United States of America	BLOOMBERG FINANCE L.P.	Market research	926,000.00
United States of America	MSCI, INC.	Market research	88,160.00
United States of America	WILSHIRE ASSOCIATES INC	Market research	82,666.64
United States of America	A&A CONSULTING GROUP, LLC	Marketing	259,990.00
United States of America	WINSTON ADVERTISING AGENCY	Marketing	130,050.00
United States of America	GIMCO	Marketing	45,570.00
United States of America	SEA BOX, INC.	Materials handling	64,170.00
United States of America	GSI BUSINESS SERVICES INC.	Materials testing	189,850.00
United States of America	THE HENRY L. STIMSON CENTER	Metal cutting industries	44,248.00
United States of America	SAP PUBLIC SERVICES, INC.	Office automation software	4,342,250.17
United States of America	OCE-USA, INC.	Office equipment leasing and rentals	870,000.00
United States of America	GLOBECOM SYSTEMS INC	Office equipment leasing and rentals	87,600.00
United States of America	TGI OFFICE AUTOMATION	Office equipment leasing and rentals	60,000.00
United States of America	TECHNOLOGY & COMM. SUPPLY CO.	Office equipment leasing and rentals	44,790.00
United States of America	MILLENIUM UN PLAZA HOTEL	Office equipment leasing and rentals	30,900.00
United States of America	TRIGYN TECHNOLOGIES INC	Office support services	1,891,270.47
United States of America	SUPREME SYSTEMS, INC.	Office support services	353,546.61
United States of America	ADECCO	Office support services	45,000.00
United States of America	TRIGYN TECHNOLOGIES INC	Office, computer and communication equipment maintenance and repair	11,265,480.40
United States of America	MICROSOFT CORPORATION	Office, computer and communication equipment maintenance and repair	5,041,306.75
United States of America	IBM CORPORATION	Office, computer and communication equipment maintenance and repair	4,285,404.36
United States of America	SYMANTEC CORPORATION	Office, computer and communication equipment maintenance and repair	2,310,379.43
United States of America	VMWARE, INC.	Office, computer and communication equipment maintenance and repair	1,606,195.01
United States of America	EMC CORPORATION	Office, computer and communication equipment maintenance and repair	966,465.87
United States of America	CISCO SYSTEMS, INC.	Office, computer and communication equipment maintenance and repair	910,131.19
United States of America	CSU INDUSTRIES	Office, computer and communication equipment maintenance and repair	623,877.34
United States of America	CISCO SYSTEMS INC	Office, computer and communication equipment maintenance and repair	490,792.15
United States of America	ACCESS IT GROUP, INC.	Office, computer and communication equipment maintenance and repair	458,041.43
United States of America	ORACLE AMERICA, INC.	Office, computer and communication equipment maintenance and repair	406,016.00
United States of America	OPNET TECHNOLOGIES, INC.	Office, computer and communication equipment maintenance and repair	307,952.56
United States of America	INFOR GLOBAL SOLUTIONS (MICHIGAN),	Office, computer and communication equipment maintenance and repair	277,281.87
United States of America	SHI INTERNATIONAL CORP.	Office, computer and communication equipment maintenance and repair	272,013.92
United States of America	MOTOROLA SOLUTIONS	Office, computer and communication equipment maintenance and repair	155,125.00
United States of America	VOCALITY INC.	Office, computer and communication equipment maintenance and repair	147,579.28
United States of America	LAWSON SOFTWARE AMERICAS INC.	Office, computer and communication equipment maintenance and repair	129,391.00
United States of America	CITRIX SYSTEMS	Office, computer and communication equipment maintenance and repair	110,589.59
United States of America	GARTNER, INC.	Office, computer and communication equipment maintenance and repair	109,790.00
United States of America	HEWLETT-PACKARD COMPANY	Office, computer and communication equipment maintenance and repair	98,996.76
United States of America	ENVIRONMENTAL SYSTEMS RESEARCH INST	Office, computer and communication equipment maintenance and repair	97,499.99
United States of America	NOVELL, INC.	Office, computer and communication equipment maintenance and repair	94,653.75
United States of America	EASTMAN KODAK COMPANY	Office, computer and communication equipment maintenance and repair	90,000.00
United States of America	SAP PUBLIC SERVICES, INC.	Office, computer and communication equipment maintenance and repair	77,219.60
United States of America	EN POINTE TECHNOLOGIES	Office, computer and communication equipment maintenance and repair	69,447.12
United States of America	CYBER-ARK SOFTWARE, INC.	Office, computer and communication equipment maintenance and repair	59,660.00
United States of America	RSA SECURITY, LLC	Office, computer and communication equipment maintenance and repair	55,898.00
United States of America	CISCO WEBEX LLC	Office, computer and communication equipment maintenance and repair	51,228.00
United States of America	IVCI LLC	Office, computer and communication equipment maintenance and repair	50,460.00
United States of America	SKAE POWER SOLUTIONS LLC	Office, computer and communication equipment maintenance and repair	47,925.00
United States of America	NEWPOINT TECHNOLOGIES INC	Office, computer and communication equipment maintenance and repair	34,806.24
United States of America	CISCO SYSTEMS INC.	Office, computer and communication equipment maintenance and repair	33,968.00
United States of America	BLACKBOARD INC.	Operations, maintenance and support	80,180.00
United States of America	NICE SYSTEMS, INC.	Operations, maintenance and support	48,980.00
United States of America	SDV (USA) INC.	Passenger transport	80,000.00
United States of America	MERCEDES-BENZ	Passenger transport	36,000.00
United States of America	TRIGYN TECHNOLOGIES INC.	Payment	2,401,405.34
United States of America	CISCO SYSTEMS	Pc and local area network (lan) hardware installation	237,646.50
United States of America	TRIGYN TECHNOLOGIES INC.	Pc hardware maintenance and support	6,522,000.00
United States of America	4G DATA SYSTEMS, INC.	Pc hardware maintenance and support	646,163.98
United States of America	ADVANCED COMPUTER CONSULTING	Pc hardware maintenance and support	121,000.00
United States of America	ENVIRONMENTAL SYSTEMS RESEARCH INSTITUTE, INC. (ESRI)	Pc hardware maintenance and support	53,500.00
United States of America	EMC CORPORATION	Pc hardware maintenance and support	41,000.00
United States of America	GIMCO USA INC.	Pc hardware maintenance and support	40,220.00
United States of America	OMGEO LLC.	Planning, implementation and design of tourism projects	43,540.00
United States of America	CHARLES RIVER SYSTEMS, INC.	Planning, implementation and design of tourism projects	39,150.00
United States of America	INTERNATIONAL TRANSPORT SOLUTIONS,	Postal and delivery services	367,000.00
United States of America	MOTIVATORS INC.	Printing services	150,000.00
United States of America	CENVEO CORPORATION	Printing services	102,402.00

Major Contracts for Services Placed by Agency During 2011 (Contracts of \$30,000 or more)

AGENCY			Contract Value
Location of Supplier	Name of Contractor	Description of Services	USD
United States of America	REDMOND PRESS	Printing services	90,000.00
United States of America	AUTOMATED GRAPHIC SYSTEMS, LLC	Printing services	65,000.00
United States of America	TOTAL CONCEPT GRAPHICS	Printing services	62,950.00
United States of America	PUBLISHERS BOOK BINDERY, INC.	Printing services	58,970.00
United States of America	COURIER PRINTING CORP.	Printing services	56,768.00
United States of America	UNITED BOOK PRESS INC	Printing services	48,263.80
United States of America	CIVOLUTION USA, INC.	Product support services	36,000.00
UN-PD Continued			
United States of America	ENCOMPASS, LLC	Professional training	75,000.00
United States of America	ENCOMPASS, LCC	Professional training	70,567.00
United States of America	ENVIRONMENTAL SYSTEMS RESEARCH INSTITUTE, INC. (ESRI)	Professional training	54,970.00
United States of America	PEACE OPERATIONS TRAINING INSTITUTE/ IDLP	Professional training	32,500.00
United States of America	FIELDVIEW SOLUTIONS	Professional training	30,577.80
United States of America	TRIGYN TECHNOLOGIES INC.*	Project administration	126,000.00
United States of America	ACCENTURE LLP	Project identification, preparation and evaluation	199,622.00
United States of America	TELLUS INSTITUTE (SEI-B)	Project management	76,500.00
United States of America	GOSSAMER CROSSING	Public administration	42,023.26
United States of America	THE GELFOND GROUP, INC.	Quality surveys and modelling	85,000.00
United States of America	MOTOROLA INC	Radio communications	2,001,266.30
United States of America	MOTOROLA, INC	Radio communications	607,281.20
United States of America	TRIGYN TECHNOLOGIES INC.	Radio communications	75,440.00
United States of America	MOTOROLA INC.	Radio communications	53,150.00
United States of America	UNITED NATIONS DEVELOPMENT CORP.	Real estate services	25,440,600.78
United States of America	ULM II HOLDING CORP.	Real estate services	7,704,342.29
United States of America	304 E. 45TH STREET ASSOCIATES	Real estate services	6,567,836.76
United States of America	TAG 380 LLC	Real estate services	3,464,298.41
United States of America	TEACHERS INSURANCE AND ANNUITY ASSO	Real estate services	3,281,203.57
United States of America	SLG 220 NEWS OWNER LLC	Real estate services	2,133,795.69
United States of America	UNFCU FINANCIAL SERVICES, LLC	Real estate services	1,707,923.98
United States of America	866 UN PLAZA ASSOCIATES LLC	Real estate services	1,662,552.03
United States of America	DIGITAL PISCATAWAY, LLC (DRT).	Real estate services	1,006,987.24
United States of America	HIRO REAL ESTATE CO.	Real estate services	902,856.77
United States of America	31-00 47TH AVENUE, LLC C/O KND	Real estate services	656,676.91
United States of America	TOWER PLAZA ASSOCIATES, L.P.	Real estate services	2,390,976.00
United States of America	GIMCO	Real estate services	149,264.00
United States of America	MASNER BEAUPLAN	Real estate services	78,000.00
United States of America	JEAN FENIO DICETTE	Real estate services	72,000.00
United States of America	SUNDIAL TRADING COMPANY INC.	Real estate services	45,000.00
United States of America	LUC RAYMOND	Real estate services	42,000.00
United States of America	DUN AND BRADSTREET, INC.	Risk management	134,450.00
United States of America	GLOBECOMM SYSTEM INC.	Satellite communications	1,739,002.00
United States of America	GLOBECOMM SYSTEMS INC.	Satellite communications	777,726.00
United States of America	LENOVO INC.	Satellite communications	80,100.00
United States of America	EOD TECHNOLOGY INC.	Security services	681,600.80
United States of America	DIEBOLD ENTERPRISE SECURITY SYSTEMS	Security services	301,276.02
United States of America	BT INS, INC.	Security services	47,500.00
United States of America	GLOBAL CARGO LOGISTICS LIMITED	Shipping	6,376,881.86
United States of America	GLOBAL CONTAINER LINES LIMITED	Shipping	1,840,472.58
United States of America	DHL EXPRESS (USA) INC.	Shipping	1,170,000.00
United States of America	ARAMEX INTERNATIONAL	Shipping	413,613.24
United States of America	KUEHNE & NAGEL INC.	Shipping	257,351.06
United States of America	CHARRIER, GIBSON & ASSOCIATES, INC.	Shipping	230,843.36
United States of America	SANTE SHIPPING LINES, INC	Shipping	228,400.00
United States of America	SDV USA INC.	Shipping	42,350.00
United States of America	MUREX NORTH AMERICA, INC.	Software installation	500,000.00
United States of America	TEAM TRADE USA LLC	Software installation	445,725.00
United States of America	RISKMETRICS GROUP, INC.	Software installation	445,000.00
United States of America	MAINSOFT CORPORATION	Software installation	141,750.00
United States of America	CISCO SYSTEMS INC.	Software installation	91,851.20
United States of America	INFOR GLOBAL SOLUTION	Software installation	75,250.00
United States of America	SYMANTEC CORPORATION	Software installation	69,150.00
United States of America	TCS SUPPLY CO	Software installation	40,183.00
United States of America	ARISTA AIR CONDITIONING CORP.	Special purpose equipment maintenance and repair n.e.c.	771,769.10
United States of America	AASTRA USA INC.	Specialised communications systems	2,003,663.40
United States of America	(E-CORNELL) TOWER INNOVATIVE	Specialised communications systems	645,402.10
United States of America	MOTOROLA INC.	Specialised communications systems	126,370.00
United States of America	CISCO SYSTEMS INC.	Specialised communications systems	91,527.40
United States of America	CISCO SYSTEMS	Specialised communications systems	62,179.92
United States of America	COFFEY INTERNATIONAL	Specialised management training	521,578.25
United States of America	PNY III, LP	Specialised management training	55,540.20
United States of America	GLOBAL TRADING AND DISTRIBUTION INC.	Specialist medical practice	32,500.00
United States of America	PRICEWATERHOUSECOOPERS LLP	System design and development	18,934,009.98
United States of America	ORACLE AMERICA, INC.	System design and development	1,748,045.95
United States of America	IBM CORPORATION	System design and development	156,475.00
United States of America	ACCUITY, INC.	System design and development	84,240.00
United States of America	EMC CORPORATION	System design and development	35,155.00
United States of America	DEVELOPMENT SEED, INC.	Systems analysis	249,976.00
United States of America	CISCO SYSTEMS INC	Technical vocational training	100,000.00
United States of America	NEW HORIZONS CLC OF NEW YORK	Technical vocational training	86,150.00
United States of America	SYMANTEC CORPORATION	Technical vocational training	53,928.00
United States of America	VMWARE, INC.	Technical vocational training	45,000.00
United States of America	COMMUNITY SYSTEMS FOUNDATION	Technology	84,308.00
United States of America	MOTOROLA INC	Telecommunication management	701,879.50
United States of America	VERIZON WIRELESS	Telecommunication management	60,000.00
United States of America	TRIGYN TECHNOLOGIES INC.	Telecommunication, other	5,610,000.00
United States of America	T-MOBILE USA, INC.	Telecommunication, other	2,643,933.01
United States of America	TRIGYN TECHNOLOGIES INC	Telecommunication, other	1,339,800.00
United States of America	MOTOROLA SOLUTIONS	Telecommunication, other	1,289,267.88
United States of America	CISCO SYSTEMS INC.	Telecommunication, other	521,222.80
United States of America	VERIZON WIRELESS	Telecommunication, other	345,000.00
United States of America	AASTRA USA INC.	Telecommunication, other	30,000.00
United States of America	VERIZON BUSINESS NETWORK SERVICES	Telecommunications	765,118.47
United States of America	ADECCO	Telecommunications	527,968.00
United States of America	GRAPHNET INC	Telecommunications	115,992.00
United States of America	MOTOROLA INC..	Telephone services	6,141,436.43
United States of America	TRIGYN TECHNOLOGIES INC	Telephone services	93,418.00
United States of America	GLOBECOMM SYSTEMS INC.	Telephone services	57,760.00
United States of America	SKANSKA USA BUILDING INC.	Television broadcasting	21,055,971.00
United States of America	EINHORN YAFFEE PRESCOTT ARCHITECTUR	Television broadcasting	1,248,652.00
United States of America	THE EDGE WORLDWIDE, INC.	Television broadcasting	138,131.40
United States of America	TIME MOVING AND STORAGE	Trade and business services n.e.c.	413,139.68
United States of America	QED CONSULTING	Training	303,806.00
United States of America	UNFPA	Training	79,210.40
United States of America	(E-CORNELL) TOWER INNOVATIVE	Training	70,000.00
United States of America	GLEN COVE PROPERTY LLC/GLEN COVE	Training	50,408.00
United States of America	TRIGYN TECHNOLOGIES INC	Training, other	524,576.04
United States of America	SKILLSOFT CORPORATION	Training, other	280,063.00
United States of America	ENCOMPASS, LLC	Training, other	166,788.93
United States of America	CERTIFIED MOVING & STORAGE LLC	Transportation, storage and materials handling	1,623,781.50
United States of America	CENTRAL MOVING & STORAGE CO., INC.	Transportation, storage and materials handling	449,787.50
United States of America	AMERICAN EXPRESS TRAVEL RELATED SVC	Travel	52,384,087.00
United States of America	AMERICAN EXPRESS TRAVEL RELATED SVC	Travel agencies	2,086,318.09
United States of America	OMEGA WORLD TRAVEL	Travel costs	609,610.00

Major Contracts for Services Placed by Agency During 2011 (Contracts of \$30,000 or more)

AGENCY			Contract Value
Location of Supplier	Name of Contractor	Description of Services	USD
United States of America	A-1 INTERNATIONAL, INC.	Vehicle parking services	81,612.00
United States of America	CITRIX SYSTEMS	Vendor-specific software support and maintenance	295,653.70
United States of America	THOMSON FINANCIAL INC.	Vendor-specific software support and maintenance	271,800.00
United States of America	PLANSON INTERNATIONAL CORPORATION	Vendor-specific software support and maintenance	168,525.50
United States of America	MAGIC SOFTWARE ENTERPRISES	Vendor-specific software support and maintenance	121,324.25
United States of America	TRIGYN TECHNOLOGIES INC	Vendor-specific software support and maintenance	120,000.00
United States of America	TCS SUPPLY CO.	Vendor-specific software support and maintenance	65,627.00
UN-PD Continued			
United States of America	IMAGITEK, LTD.	Vendor-specific software support and maintenance	62,500.00
United States of America	VMWARE, INC.	Vendor-specific software support and maintenance	48,683.19
United States of America	ENVIRONMENTAL SYSTEMS RESEARCH INST	Vendor-specific software support and maintenance	39,900.00
United States of America	READY DATA, INC.	Vendor-specific software support and maintenance	33,687.64
United States of America	SKANSKA USA BUILDING INC.	Waste disposal	99,437.00
UNRWA			
Belgium	Van Breda Int'L	Insurance Gmp	3,954,948.45
Belgium	Transtec Sa	Other Contractual Services	143,900.00
Belgium	Metamorphose Sprl	Other Contractual Services	59,456.00
Canada	Customer Expressions Corporation	Other Contractual Services	41,250.00
Finland	FCG Finnish Consulting Group Ltd.	Other Contractual Services	46,608.00
India	Ramco Systems Limited	Consultancies	175,000.00
India	Ramco Systems Limited	Consultancies	129,836.36
India	Ramco Systems Limited	Consultancies	75,000.00
Israel	Augusta Victoria Hospital	Hospital Services	117,954.00
Israel	Belfor	Other Contractual Services	46,089.39
Israel	Belfor	Other Contractual Services	35,706.22
Israel	E-Drive Technology Ltd	Software Development	36,492.06
Italy	United Nations Logistics Base (Unlb)	Purchase Of Computer Services From laea	170,000.00
Italy	United Nations Logistics Base (Unlb)	Purchase Of Computer Services From laea	111,750.00
Jordan	Zuhdi & Wajeeh Kan'An Contracting Co.	Construct. & Alterat. Of Agency Premises	50,139.83
Jordan	Moh'D Odeh Abu Hammad	Construct. & Alterat. Of Agency Premises	40,861.58
Jordan	Mousa Salman Ibrahim Allouh	Construct. & Alterat. Of Agency Premises	39,463.42
Jordan	Jamal Al Bazlamit Est For Contr.	Construct. & Alterat. Of Agency Premises	32,616.17
Jordan	Ernst & Young Jordan	Consultancies	53,672.32
Jordan	Eagle Transport Services Co.	Custom Clearance	157,111.30
Jordan	Kawasmy And Partner Copmany (Kpmg)	External Audit Fees	35,000.00
Jordan	Movenpick Resort & Spa Dead Sea.	Hotel / Conference Service	39,694.26
Jordan	Specialized Technical Services (Sts)	Mainten. Of Equip. Furniture & Hardware	63,096.05
Jordan	Al-Ashhab Contracting Establishment	Maintenance Of Premises And Other Construction Services	316,147.46
Jordan	Zuhdi & Wajeeh Kan'An Contracting Co.	Maintenance Of Premises And Other Construction Services	145,404.45
Jordan	Mousa Salman Ibrahim Allouh	Maintenance Of Premises And Other Construction Services	139,891.04
Jordan	Aryaf Construction Co	Maintenance Of Premises And Other Construction Services	135,282.49
Jordan	Al-Ashhab Contracting Establishment	Maintenance Of Premises And Other Construction Services	114,552.26
Jordan	Zuhdi & Wajeeh Kan'An Contracting Co.	Maintenance Of Premises And Other Construction Services	107,005.44
Jordan	Al-Ashhab Contracting Establishment	Maintenance Of Premises And Other Construction Services	97,881.78
Jordan	Mustafa Jamil Mah'D	Maintenance Of Premises And Other Construction Services	96,481.17
Jordan	Moh'D Salim & Moh'D Adawi Co.	Maintenance Of Premises And Other Construction Services	83,298.97
Jordan	Aryaf Construction Co	Maintenance Of Premises And Other Construction Services	77,250.00
Jordan	Zuhdi & Wajeeh Kan'An Contracting Co.	Maintenance Of Premises And Other Construction Services	57,326.41
Jordan	Salem & Ahmad Shatarat Co. Contracting	Maintenance Of Premises And Other Construction Services	55,927.60
Jordan	Ziad Hefthy Moh'D Awartani	Maintenance Of Premises And Other Construction Services	52,496.47
Jordan	Salem & Ahmad Shatarat Co. Contracting	Maintenance Of Premises And Other Construction Services	44,703.53
Jordan	Wa'EI & Mohd Al-Sharif Co.	Maintenance Of Premises And Other Construction Services	39,513.11
Jordan	Moh'D Salim & Moh'D Adawi Co.	Maintenance Of Premises And Other Construction Services	36,374.01
Jordan	Zawati Brothers Co.	Other Contractual Services	126,709.15
Jordan	Estarta Solution	Other Contractual Services	95,500.00
Jordan	Monzer Azmi Ata Naser Eddin	Other Contractual Services	93,666.24
Jordan	Al - Rusaifa Municipality	Other Contractual Services	60,000.00
Jordan	Sabeel Al Handasah	Other Contractual Services	60,000.00
Jordan	Grey Scale Films	Other Contractual Services	58,840.00
Jordan	Business Development Center	Other Contractual Services	57,532.99
Jordan	Sahara For Trading Services	Other Contractual Services	53,389.83
Jordan	Suhail For Cleaning & Maintenance Services .	Other Contractual Services	33,898.31
Jordan	Arabian Office Automation Co. W.L.L	Photocopier Rental Services	182,304.50
Jordan	Jordan Data Communications Ltd. (Orange)	Purchase Of Computer Time/Services From	55,217.51
Jordan	Umniah	Purchase Of Computer Time/Services From	46,118.64
Jordan	Ministry Of Awqaf & Islamic Affairs.	Rental Of Premises	130,522.60
Jordan	Ministry Of Awqaf & Islamic Affairs.	Rental Of Premises	78,043.08
Jordan	Omar A A/Wadoud Moh'D & Siraj E A/Wadoud	Rental Of Premises	30,367.23
Jordan	Petra Jordanian Mobile Telecom. Co.	Telephones & Facsimiles	259,980.93
Jordan	Developing Technology Academy	Training	65,000.00
Jordan	Scopi Academy	Training	40,000.00
Lebanon	Ebco - Bitar	Construct. & Alterat. Of Agency Premises	6,192,320.00
Lebanon	Elie Naim Maalouf	Construct. & Alterat. Of Agency Premises	3,839,464.00
Lebanon	Engineer Khaled Al Sarout	Construct. & Alterat. Of Agency Premises	1,685,825.00
Lebanon	Ebco - Bitar	Construct. & Alterat. Of Agency Premises	585,299.54
Lebanon	Khodor Shakib Al-Khatib	Construct. & Alterat. Of Agency Premises	520,247.83
Lebanon	Imadco	Construct. & Alterat. Of Agency Premises	439,311.91
Lebanon	Mustapha S.E.Adada Est.	Construct. & Alterat. Of Agency Premises	433,623.34
Lebanon	Khaled Moh'D Mosleh	Construct. & Alterat. Of Agency Premises	203,305.00
Lebanon	Mustapha S.E.Adada Est.	Construct. & Alterat. Of Agency Premises	131,950.00
Lebanon	Global Integrated Solutions	Construct. & Alterat. Of Agency Premises	111,367.00
Lebanon	Mediterranean And Gulf Insurance	Insurance Gmp	2,581,309.92
Lebanon	Sosiete Nationale Assurances	Insurance Gmp	223,853.39
Lebanon	Diab Said Said	Maintenance Of Premises And Other Construction Services	67,760.00
Lebanon	Mohammad Nayef Dawoud	Maintenance Of Premises And Other Construction Services	47,111.00
Lebanon	Rafik El-Khoury & Partners Consulting-En	Other Contractual Services	676,900.00
Lebanon	Rafik El-Khoury & Partners Consulting-En	Other Contractual Services	389,954.00
Lebanon	Abdelwahed Chehab Consulting Engineering	Other Contractual Services	334,200.00
Lebanon	Rafik El-Khoury & Partners Consulting-En	Other Contractual Services	210,476.00
Lebanon	Young Men'S Christian Association	Other Contractual Services	45,650.00
Lebanon	Naba'A Action Without Borders	Other Contractual Services	43,001.08
Lebanon	The Social Welfare Institution	Other Contractual Services	35,754.18
Lebanon	Dar Al Ajazeh Al Islamieh Hospital	Other Contractual Services	34,018.57
Lebanon	Security Engineering S.A.L.	Other Contractual Services	33,950.00
Lebanon	Globalcom Data Services	Purchase Of Computer Time/Services From	281,563.42
Lebanon	Khaled Ateyeh Rmayyed	Repair Of Shelters On Contractual Basis	173,005.50
Lebanon	Samaan Ahmad Al-Said	Repair Of Shelters On Contractual Basis	162,497.00
Lebanon	Husein Tawfic Harami	Repair Of Shelters On Contractual Basis	145,750.00
Lebanon	Mohamad Tawfiq Harami	Repair Of Shelters On Contractual Basis	140,404.50
Lebanon	Tawfic Hamdah Harami	Repair Of Shelters On Contractual Basis	135,700.00
Lebanon	Ghanem Husam Alabdullah	Repair Of Shelters On Contractual Basis	115,944.04
Lebanon	Talal Al Abed Qasem	Repair Of Shelters On Contractual Basis	115,786.60
Lebanon	Husam Ali Tukli	Repair Of Shelters On Contractual Basis	112,132.80
Lebanon	Hasan Saber Mohamad	Repair Of Shelters On Contractual Basis	103,000.00
Lebanon	Fathi Rmayyed Rmayyed	Repair Of Shelters On Contractual Basis	94,990.40
Lebanon	Hussien Ali Al Ali	Repair Of Shelters On Contractual Basis	94,250.00
Lebanon	Rashid Mohamad Miari	Repair Of Shelters On Contractual Basis	54,421.80
Lebanon	Al-Jalil Pharmacy	Supply Of Medical Supplies	829,190.67
Lebanon	British Council/ Lebanon	Training	91,865.00
Lebanon	The National Association For Vocational	Training	51,224.00
Norway	Fafo Institute For Applied Int. Studies	Other Contractual Services	607,842.00
Norway	Vizada As	Other Contractual Services	338,370.00
Occupied Palestinian territory	A/Hakim Ismail Co.	Construct. & Alterat. Of Agency Premises	4,294,307.76
Occupied Palestinian territory	Khuwaiter Trading Co.	Construct. & Alterat. Of Agency Premises	1,719,276.00

Major Contracts for Services Placed by Agency During 2011 (Contracts of \$30,000 or more)

AGENCY			Contract Value
Location of Supplier	Name of Contractor	Description of Services	USD
Occupied Palestinian territory	Ahmad El Masri Co For General Trading	Construct. & Alterat. Of Agency Premises	1,676,775.71
Occupied Palestinian territory	Ahmad El Masri Co For General Trading	Construct. & Alterat. Of Agency Premises	1,565,259.45
Occupied Palestinian territory	Abu Zeyada Contracting Company	Construct. & Alterat. Of Agency Premises	1,550,534.62
Occupied Palestinian territory	Zeqar Co. For General Trading & Contract	Construct. & Alterat. Of Agency Premises	1,522,471.52
Occupied Palestinian territory	Zeqar Co. For General Trading & Contract	Construct. & Alterat. Of Agency Premises	1,506,624.76
Occupied Palestinian territory	Imad Al-Ashqar & Partners	Construct. & Alterat. Of Agency Premises	1,475,642.00
Occupied Palestinian territory	Hajjar Broth. Co.	Construct. & Alterat. Of Agency Premises	1,423,902.53
UNRWA Continued			
Occupied Palestinian territory	Al-Othmani Company	Construct. & Alterat. Of Agency Premises	1,420,610.48
Occupied Palestinian territory	A/Hakim Ismail Co.	Construct. & Alterat. Of Agency Premises	1,405,411.00
Occupied Palestinian territory	Hittawi & Cousins Co.	Construct. & Alterat. Of Agency Premises	1,403,791.55
Occupied Palestinian territory	Al Hallaq Co For General Trading & Cont.	Construct. & Alterat. Of Agency Premises	1,385,459.43
Occupied Palestinian territory	Arabic Contractors Company - Acc	Construct. & Alterat. Of Agency Premises	1,349,556.00
Occupied Palestinian territory	Atta Sons Co.	Construct. & Alterat. Of Agency Premises	1,322,278.00
Occupied Palestinian territory	Khalil Contracting Establishment	Construct. & Alterat. Of Agency Premises	1,223,204.40
Occupied Palestinian territory	Eiffel Contracting Co.	Construct. & Alterat. Of Agency Premises	1,220,808.00
Occupied Palestinian territory	Al-Multaqa Co. For Contracting	Construct. & Alterat. Of Agency Premises	1,158,730.14
Occupied Palestinian territory	Khalil Contracting Establishment	Construct. & Alterat. Of Agency Premises	773,165.33
Occupied Palestinian territory	Tabareiya Company	Construct. & Alterat. Of Agency Premises	380,220.97
Occupied Palestinian territory	Ibrahim Abdallah Aweidah	Construct. & Alterat. Of Agency Premises	295,502.64
Occupied Palestinian territory	Al-Bahr Al-Mutawaset Co.	Construct. & Alterat. Of Agency Premises	263,583.00
Occupied Palestinian territory	Al-Burj Al Faddi Co.	Construct. & Alterat. Of Agency Premises	210,344.60
Occupied Palestinian territory	Tabareiya Company	Construct. & Alterat. Of Agency Premises	210,220.18
Occupied Palestinian territory	Mustafa Hunaideq & Partners Co.	Construct. & Alterat. Of Agency Premises	175,421.94
Occupied Palestinian territory	Al Awael Co. For General Contracting	Construct. & Alterat. Of Agency Premises	164,170.67
Occupied Palestinian territory	Sama Al-Madenah Co	Construct. & Alterat. Of Agency Premises	149,070.00
Occupied Palestinian territory	Al-Orabi Al-Awwal Co.	Construct. & Alterat. Of Agency Premises	147,765.00
Occupied Palestinian territory	Ibrahim Abdallah Aweidah	Construct. & Alterat. Of Agency Premises	128,306.88
Occupied Palestinian territory	Meda Company	Construct. & Alterat. Of Agency Premises	116,358.14
Occupied Palestinian territory	Ahmad El-Sharif Est.	Construct. & Alterat. Of Agency Premises	101,865.88
Occupied Palestinian territory	Public Services Committee (Dheisheh Camp	Construct. & Alterat. Of Agency Premises	96,631.29
Occupied Palestinian territory	Khuwaiter Trading Co.	Construct. & Alterat. Of Agency Premises	85,686.00
Occupied Palestinian territory	Tabareiya Company	Construct. & Alterat. Of Agency Premises	85,327.00
Occupied Palestinian territory	Al Arja Co.	Construct. & Alterat. Of Agency Premises	76,797.94
Occupied Palestinian territory	Awni Saftawi & Partners Co.	Construct. & Alterat. Of Agency Premises	71,540.44
Occupied Palestinian territory	City Cad For Engineering & Construction	Construct. & Alterat. Of Agency Premises	71,360.01
Occupied Palestinian territory	Doaa El Qamar Co.	Construct. & Alterat. Of Agency Premises	67,834.84
Occupied Palestinian territory	Doaa El Qamar Co.	Construct. & Alterat. Of Agency Premises	66,438.62
Occupied Palestinian territory	Al-Karama Co. For Trading & General Con.	Construct. & Alterat. Of Agency Premises	61,531.78
Occupied Palestinian territory	Sama Al-Madenah Co	Construct. & Alterat. Of Agency Premises	60,866.00
Occupied Palestinian territory	El Manar Company For Engineering Cont.	Construct. & Alterat. Of Agency Premises	57,535.00
Occupied Palestinian territory	First Trading & Contracting.	Construct. & Alterat. Of Agency Premises	54,228.50
Occupied Palestinian territory	Sama Al-Madenah Co	Construct. & Alterat. Of Agency Premises	53,943.70
Occupied Palestinian territory	Asy Company	Construct. & Alterat. Of Agency Premises	53,669.44
Occupied Palestinian territory	Al Badr Air Conditioning	Construct. & Alterat. Of Agency Premises	50,883.59
Occupied Palestinian territory	Awni Saftawi & Partners Co.	Construct. & Alterat. Of Agency Premises	33,730.50
Occupied Palestinian territory	Misc. Construction	Construct. & Alterat. Of Agency Premises	31,050.00
Occupied Palestinian territory	Mirage Electromechanical Contracting Co	Construct. & Alterat. Of Agency Premises	30,812.32
Occupied Palestinian territory	Enfra Consultants	Cost Of Hiring Training Consultants	513,000.00
Occupied Palestinian territory	Enfra Consultants	Cost Of Hiring Training Consultants	171,000.00
Occupied Palestinian territory	Enfra Consultants	Cost Of Hiring Training Consultants	171,000.00
Occupied Palestinian territory	Mohd Hamdi Omar Marzouq	Hire Of Vehicles	353,096.99
Occupied Palestinian territory	Mohd Hamdi Omar Marzouq	Hire Of Vehicles	191,149.82
Occupied Palestinian territory	Moh'D Abu Olba & Sons Co.	Hire Of Vehicles	181,111.44
Occupied Palestinian territory	Sweetie Tours Co.	Hire Of Vehicles	141,819.65
Occupied Palestinian territory	Southern Villages Cars Co.	Hire Of Vehicles	130,252.20
Occupied Palestinian territory	Hafil Tours & Travelling Co.	Hire Of Vehicles	120,951.61
Occupied Palestinian territory	Abu Olba Co. For Tourism And Transport.	Hire Of Vehicles	117,752.20
Occupied Palestinian territory	Mohd Hamdi Omar Marzouq	Hire Of Vehicles	96,668.27
Occupied Palestinian territory	Mohd Hamdi Omar Marzouq	Hire Of Vehicles	61,341.49
Occupied Palestinian territory	Mohd Hamdi Omar Marzouq	Hire Of Vehicles	50,000.00
Occupied Palestinian territory	Ilia Al Tyba Co.	Hire Of Vehicles	48,121.70
Occupied Palestinian territory	Awni Saftawi & Partners Co.	Hire Of Vehicles	37,657.50
Occupied Palestinian territory	El Gherbawi Taxi Co.	Hire Of Vehicles	36,423.73
Occupied Palestinian territory	Ahli Arab Hospital	Hospital Services	1,136,786.00
Occupied Palestinian territory	Patient'S Friend Society	Hospital Services	157,840.02
Occupied Palestinian territory	Nablus Speciality Hospital	Hospital Services	59,810.80
Occupied Palestinian territory	Al-Razi Hospital	Hospital Services	45,578.10
Occupied Palestinian territory	Bethlehem Arab Society	Hospital Services	34,301.10
Occupied Palestinian territory	National Insurance Company	Insurance	261,869.50
Occupied Palestinian territory	National Insurance Company	Insurance	93,178.00
Occupied Palestinian territory	National Insurance Company	Insurance	47,502.10
Occupied Palestinian territory	National Insurance Company	Insurance	47,502.10
Occupied Palestinian territory	National Insurance Company	Insurance Gmp	3,018,908.59
Occupied Palestinian territory	Khalil Ahmad Mohd Hasani	Maintenance Of Premises And Other Construction Services	130,423.28
Occupied Palestinian territory	Tawfiq Taher Abu Kishek	Maintenance Of Premises And Other Construction Services	105,026.45
Occupied Palestinian territory	Hamad Engineering & Contracting Co.	Maintenance Of Premises And Other Construction Services	103,190.62
Occupied Palestinian territory	Barakat Hussein Al Risheq	Maintenance Of Premises And Other Construction Services	103,174.60
Occupied Palestinian territory	Al-Multaqa Co. For Contracting	Maintenance Of Premises And Other Construction Services	100,529.10
Occupied Palestinian territory	Al Quds For Engineering Const. & Cont.	Maintenance Of Premises And Other Construction Services	98,677.25
Occupied Palestinian territory	Al Awael Co. For General Contracting	Maintenance Of Premises And Other Construction Services	90,211.64
Occupied Palestinian territory	Al-Multaqa Co. For Contracting	Maintenance Of Premises And Other Construction Services	86,243.38
Occupied Palestinian territory	Al-Imad Co. For Building & Construction	Maintenance Of Premises And Other Construction Services	85,449.73
Occupied Palestinian territory	Ibrahim Abdallah Aweidah	Maintenance Of Premises And Other Construction Services	82,396.29
Occupied Palestinian territory	Al-Imad Co. For Building & Construction	Maintenance Of Premises And Other Construction Services	78,571.43
Occupied Palestinian territory	Al Awael Co. For General Contracting	Maintenance Of Premises And Other Construction Services	78,042.33
Occupied Palestinian territory	Gaber Brother For Contracting & Infrastr	Maintenance Of Premises And Other Construction Services	76,984.13
Occupied Palestinian territory	Al Quds For Engineering Const. & Cont.	Maintenance Of Premises And Other Construction Services	76,719.58
Occupied Palestinian territory	Riad Ahmad Abu Ajamieh	Maintenance Of Premises And Other Construction Services	73,760.41
Occupied Palestinian territory	Al-Burj Al Faddi Co.	Maintenance Of Premises And Other Construction Services	60,996.69
Occupied Palestinian territory	Ahmad El-Sharif Est.	Maintenance Of Premises And Other Construction Services	56,197.79
Occupied Palestinian territory	Bajes Mahmoud Al Hmouz	Maintenance Of Premises And Other Construction Services	51,322.75
Occupied Palestinian territory	Al Quds For Engineering Const. & Cont.	Maintenance Of Premises And Other Construction Services	50,265.87
Occupied Palestinian territory	EI-Haj Ahmed Shehap Sons Co.	Maintenance Of Premises And Other Construction Services	44,212.04
Occupied Palestinian territory	Al Thabet Contracting Co.	Maintenance Of Premises And Other Construction Services	42,504.35
Occupied Palestinian territory	Mustafa Hunaideq & Partners Co.	Maintenance Of Premises And Other Construction Services	41,514.34
Occupied Palestinian territory	Ibrahim Abdallah Aweidah	Maintenance Of Premises And Other Construction Services	40,464.37
Occupied Palestinian territory	Bajes Mahmoud Al Hmouz	Maintenance Of Premises And Other Construction Services	37,711.14
Occupied Palestinian territory	Riad Ahmad Abu Ajamieh	Maintenance Of Premises And Other Construction Services	37,662.46
Occupied Palestinian territory	Al-Mubayed Brothers Co.	Maintenance Of Premises And Other Construction Services	33,185.82
Occupied Palestinian territory	Al-Karama Co. For Trading & General Con.	Maintenance Of Premises And Other Construction Services	32,902.64
Occupied Palestinian territory	Talal Ferwana & Partners Co.	Maintenance Of Premises And Other Construction Services	32,854.24
Occupied Palestinian territory	Al Quds For Engineering Const. & Cont.	Maintenance Of Premises And Other Construction Services	31,216.93
Occupied Palestinian territory	Al-Baian Co.	Maintenance Of Vehicles	184,800.00
Occupied Palestinian territory	General Union Of Cultural Centers	Other Contractual Services	426,750.00
Occupied Palestinian territory	Noorsat Global Satellite Communication	Other Contractual Services	279,605.00
Occupied Palestinian territory	Theatre Day Productions	Other Contractual Services	220,001.00
Occupied Palestinian territory	Solid Waste Management Council	Other Contractual Services	165,265.00
Occupied Palestinian territory	Solid Waste Management Council	Other Contractual Services	95,200.00
Occupied Palestinian territory	Sa'Di Shuhaiber Sons Co.	Other Contractual Services	93,802.16
Occupied Palestinian territory	Sa'Di Shuhaiber Sons Co.	Other Contractual Services	91,565.49
Occupied Palestinian territory	Sa'Di Shuhaiber Sons Co.	Other Contractual Services	87,310.06
Occupied Palestinian territory	The Society Of Women Graduates	Other Contractual Services	80,900.00
Occupied Palestinian territory	PNA Municipality, Landfill	Other Contractual Services	68,145.00

Major Contracts for Services Placed by Agency During 2011 (Contracts of \$30,000 or more)

AGENCY			Contract Value
Location of Supplier	Name of Contractor	Description of Services	USD
Occupied Palestinian territory	Sa'Di Shuhaiber Sons Co.	Other Contractual Services	66,999.77
Occupied Palestinian territory	Joint Services Council/Solid Waste-Jenin	Other Contractual Services	60,000.00
Occupied Palestinian territory	PNA Electricity Distribution Co.	Other Contractual Services	54,320.72
Occupied Palestinian territory	Unicef	Other Contractual Services	53,800.00
Occupied Palestinian territory	Women'S Affairs Technical Committee	Other Contractual Services	51,855.00
Occupied Palestinian territory	Al Markaz For Dev. & Marketing Consult.	Other Contractual Services	49,877.97
Occupied Palestinian territory	Sahem Eyes Society	Other Contractual Services	49,500.00
UNRWA Continued			
Occupied Palestinian territory	Hassouneh For Building Materials	Other Contractual Services	45,562.90
Occupied Palestinian territory	Esmael Alawa & Sons. Co.	Other Contractual Services	44,080.00
Occupied Palestinian territory	Adam Printing	Other Contractual Services	41,949.15
Occupied Palestinian territory	Coastal Municip.Water Utility	Other Contractual Services	41,355.00
Occupied Palestinian territory	Rafah Municipality	Other Contractual Services	40,455.00
Occupied Palestinian territory	Ramallah Municipality	Other Contractual Services	40,000.00
Occupied Palestinian territory	Public Services Committee (Shufat Camp)	Other Contractual Services	37,681.16
Occupied Palestinian territory	El-Shalal Station For Water Co.	Other Contractual Services	36,688.70
Occupied Palestinian territory	Al-Haitham Trading Co.	Other Contractual Services	36,638.96
Occupied Palestinian territory	Nezar Jamil Hassouna	Other Contractual Services	32,994.00
Occupied Palestinian territory	Yehya Khairy	Other Contractual Services	32,219.94
Occupied Palestinian territory	Opica Al Quds Centers	Patient Subsidies	111,938.00
Occupied Palestinian territory	Artificial Limbs Polio & Physiotherapy	Patient Subsidies	66,731.62
Occupied Palestinian territory	Artificial Limbs Polio & Physiotherapy	Patient Subsidies	54,920.63
Occupied Palestinian territory	Shafiq Mohammed Saqallah	Patient Subsidies	37,777.78
Occupied Palestinian territory	Iyad Mohd Jarghoun	Patient Subsidies	35,462.00
Occupied Palestinian territory	Jabalia Rehabilitation Society	Patient Subsidies	30,600.00
Occupied Palestinian territory	Fusion For Internet & Communication Sys.	Purchase Of Computer Time/Services From	56,960.00
Occupied Palestinian territory	Pal Tel	Purchase Of Computer Time/Services From	53,277.00
Occupied Palestinian territory	Palestine Telecommunications Co.	Purchase Of Computer Time/Services From	36,960.00
Occupied Palestinian territory	Piedco	Rental Of Premises	181,012.20
Occupied Palestinian territory	Piedco	Rental Of Premises	90,896.00
Occupied Palestinian territory	Piedco	Rental Of Premises	84,135.96
Occupied Palestinian territory	Ahmad Hamad Ahmad	Rental Of Premises	68,000.00
Occupied Palestinian territory	Amjad Fuad Mohd Froukh	Rental Of Premises	60,000.00
Occupied Palestinian territory	Piedco	Rental Of Premises	57,096.00
Occupied Palestinian territory	Jammal Ismail Eid El Essi	Rental Of Premises	53,500.00
Occupied Palestinian territory	Mohd Muneer Ansari	Rental Of Premises	44,000.00
Occupied Palestinian territory	Imad Amin Mohd Ashour	Rental Of Premises	40,000.00
Occupied Palestinian territory	Ramallah Municipality	Rental Of Premises	33,000.00
Occupied Palestinian territory	Piedco	Rental Of Premises	30,861.96
Occupied Palestinian territory	Piedco	Rental Of Premises	30,498.00
Occupied Palestinian territory	Ali Hassan Salah El Hayek	Rental Of Premises	30,000.00
Occupied Palestinian territory	Ilaf Co.	Repair Of Shelters On Contractual Basis	347,599.51
Occupied Palestinian territory	Thakar Co. For Contracting	Repair Of Shelters On Contractual Basis	178,142.37
Occupied Palestinian territory	Tal El Eslam Company	Repair Of Shelters On Contractual Basis	163,980.17
Occupied Palestinian territory	Kuhail & Safadi Co.	Repair Of Shelters On Contractual Basis	120,170.68
Occupied Palestinian territory	Magedco Company For Trading & Gen. Cont.	Repair Of Shelters On Contractual Basis	57,657.88
Occupied Palestinian territory	Ibrahim Abdallah Aweidah	Repairs Of Damaged Buildings & Structure	37,320.00
Occupied Palestinian territory	Eiffel Contracting Co.	Shelter Construct/Rec On Contract. Basis	6,348,085.00
Occupied Palestinian territory	Hittawi & Cousins Co.	Shelter Construct/Rec On Contract. Basis	6,178,897.00
Occupied Palestinian territory	Arrwaq For Contracting & G. Trade	Shelter Construct/Rec On Contract. Basis	6,015,852.00
Occupied Palestinian territory	Hajjar Broth. Co.	Shelter Construct/Rec On Contract. Basis	5,869,700.00
Occupied Palestinian territory	Salah Aldean Company	Shelter Construct/Rec On Contract. Basis	5,633,978.00
Occupied Palestinian territory	Salama Alaemar Co.	Shelter Construct/Rec On Contract. Basis	4,826,440.00
Occupied Palestinian territory	Salama Alaemar Co.	Shelter Construct/Rec On Contract. Basis	3,493,475.00
Occupied Palestinian territory	Salama Alaemar Co.	Shelter Construct/Rec On Contract. Basis	3,410,516.00
Occupied Palestinian territory	Beit Al-E'Mar Company For General Trade	Shelter Construct/Rec On Contract. Basis	646,749.00
Occupied Palestinian territory	Ilaf Co.	Shelter Construct/Rec On Contract. Basis	504,664.00
Occupied Palestinian territory	Al-Burj Al Faddi Co.	Shelter Construct/Rec On Contract. Basis	383,300.00
Occupied Palestinian territory	Al-Imad Co. For Building & Construction	Shelter Construct/Rec On Contract. Basis	160,010.83
Occupied Palestinian territory	Al Beit Al Ateeq Co./ General Contracting	Shelter Construct/Rec On Contract. Basis	159,920.95
Occupied Palestinian territory	Al-Eswed Sons Co.For Concrete & Contract	Shelter Construct/Rec On Contract. Basis	150,759.13
Occupied Palestinian territory	Sama Al-Madenah Co	Shelter Construct/Rec On Contract. Basis	118,664.00
Occupied Palestinian territory	Al-Eswed Sons Co.For Concrete & Contract	Shelter Construct/Rec On Contract. Basis	78,768.21
Occupied Palestinian territory	Al Tadamon Co. For General Contracting	Shelter Construct/Rec On Contract. Basis	70,277.78
Occupied Palestinian territory	Ghatasheh Public Co. For Undertaking	Shelter Construct/Rec On Contract. Basis	69,414.08
Occupied Palestinian territory	State Construction Company	Shelter Construct/Rec On Contract. Basis	48,371.75
Occupied Palestinian territory	Al-Imad Co. For Building & Construction	Shelter Construct/Rec On Contract. Basis	38,556.67
Occupied Palestinian territory	Nugget Tours	Training	37,200.00
Switzerland	Mannet. S.A.R.I.	Consultancies	153,620.00
Switzerland	International Labour Organization	Other Contractual Services	382,843.00
Switzerland	Human Development Tv Agency (Dev.Tv)	Other Contractual Services	89,087.99
Switzerland	Human Development Tv Agency (Dev.Tv)	Other Contractual Services	59,922.17
Switzerland	International Bureau Of Edu (Unesco Ibe	Other Contractual Services	42,661.00
Switzerland	International Labour Organization	Other Contractual Services	39,593.00
Switzerland	International Bureau Of Edu (Unesco Ibe	Other Contractual Services	32,000.81
Syrian Arab Republic	Ala'A Mu'Een Ismail	Construct. & Alterat. Of Agency Premises	742,278.81
Syrian Arab Republic	Mohammad Badiea Hasan	Construct. & Alterat. Of Agency Premises	595,653.49
Syrian Arab Republic	Ala'A Mu'Een Ismail	Construct. & Alterat. Of Agency Premises	515,617.10
Syrian Arab Republic	Hussein & Taha Suleiman Naser	Construct. & Alterat. Of Agency Premises	275,590.39
Syrian Arab Republic	Ala'A Mu'Een Ismail	Construct. & Alterat. Of Agency Premises	152,348.00
Syrian Arab Republic	Mohammed & Ahmad Badie'A Hasan	Construct. & Alterat. Of Agency Premises	103,172.21
Syrian Arab Republic	Mazen Abbass Al-Sous	Construct. & Alterat. Of Agency Premises	58,726.02
Syrian Arab Republic	Mazen Abbass Al-Sous	Construct. & Alterat. Of Agency Premises	40,800.05
Syrian Arab Republic	Gamo Co. Attn: Bachar Chehabi	Construct. & Alterat. Of Agency Premises	35,000.00
Syrian Arab Republic	Arkan For Development	Construct. & Alterat. Of Agency Premises	32,281.00
Syrian Arab Republic	Isam Ahmad Othman	Custom Clearance	121,397.00
Syrian Arab Republic	Assad University Hospital	Hospital Services	254,529.29
Syrian Arab Republic	Palestine Hospital	Hospital Services	231,288.88
Syrian Arab Republic	Palestine Hospital	Hospital Services	208,692.46
Syrian Arab Republic	Fayez Halaweh Hospital	Hospital Services	166,965.14
Syrian Arab Republic	Fayez Halaweh Hospital	Hospital Services	158,558.94
Syrian Arab Republic	Hikmeh Hospital	Hospital Services	94,389.06
Syrian Arab Republic	University Al Tawleed Hospital/Damascus	Hospital Services	85,557.73
Syrian Arab Republic	Assad University Hospital	Hospital Services	72,928.26
Syrian Arab Republic	University Hospital	Hospital Services	66,386.17
Syrian Arab Republic	Bisan Hospital	Hospital Services	41,484.79
Syrian Arab Republic	Al-Shareq Hospital	Hospital Services	34,615.27
Syrian Arab Republic	Bassam Madallah Hajeer	Maintenance Of Premises And Other Construction Services	87,985.25
Syrian Arab Republic	Ibrahim Khalil Saqer	Maintenance Of Premises And Other Construction Services	50,480.36
Syrian Arab Republic	Mohd Badee' Hasan	Maintenance Of Premises And Other Construction Services	43,255.94
Syrian Arab Republic	Basel Hospital/ Damascus	Patient Subsidies	119,235.33
Syrian Arab Republic	Basel Hospital/ Damascus	Patient Subsidies	82,955.42
Syrian Arab Republic	Ministry Of High Education	Training	346,538.00
Syrian Arab Republic	Ministry Of High Education	Training	250,000.00
United Arab Emirates	Horvath & Palma Management Consultants	Consultancies	370,000.00
United Kingdom	Terra Firma Associates	Advertisement	62,113.41
United Kingdom	Kirkland & Ellis International Llp	Consultancies	92,609.26
United Kingdom	Maashtricht University	Other Contractual Services	41,402.46
United Kingdom	Hawki Worldwide Limited	Training	38,858.45
United States of America	Microsoft Consulting Services	Other Contractual Services	72,448.00
United States of America	Roi Institute Inc	Other Contractual Services	35,523.00
UNV			
Australia	Small World Stories	Consultants-Technical	153,836.00
Australia	Mohamed MUKALLED	Consultants-Technical	85,604.00

Major Contracts for Services Placed by Agency During 2011 (Contracts of \$30,000 or more)

AGENCY			Contract Value
Location of Supplier	Name of Contractor	Description of Services	USD
Canada	Universalia Management Group	Consultants-Technical	267,770.00
Denmark	PHOENIX DESIGN AID	Printing/Design	210,174.00
Germany	Ultra Consulting Network GmbH	Consultants-Technical	124,210.95
Germany	K&P Consulting GmbH	Consultants-Technical	32,870.29
Germany	ALEX SCHLOESSER GMBH	IT Services	43,219.17
Germany	SPANISCHES FORUM	Language Training Staff	75,270.09
Germany	Institut Robert Schuman - Institut Franc	Language Training Staff	43,179.54
UNV Continued			
Germany	Konica Minolta BONN	Office Equipment Rental	107,943.45
Germany	COMPRENDIUM LEASING (Deutschland) GmbH	Office Equipment Rental	84,809.78
Germany	KUCHEM KONFERENZ TECHNIK	Office Equipment Rental	48,464.58
Germany	W.I.S. Sicherheit GmbH & Co.KG	Security	2,415,395.15
Germany	WESTTOURS	Staff Travel	1,861,761.08
Germany	T-SYSTEMS (former DEUTSCHE TELEKOM KOLN)	Telecommunications/Internet	195,292.13
Germany	VERIZON DEUTSCHLAND (FORMER MCI)	Telecommunications/Internet	150,781.32
Germany	DFN VEREIN	Telecommunications/Internet	39,019.90
Germany	AVAYA GMBH & CO. KG (former Tenovis)	Telecommunications/Internet	36,375.35
Senegal	PULLMANN Hotel Dakar	Workshop	168,154.55
United Kingdom	Prime Production Ltd	Communications	60,305.87
United Kingdom	ROBERT LEIGH	Consultants-Technical	35,041.57
United Kingdom	Spence Consulting Ltd	Consultants-Technical	30,795.01
United Kingdom	La Poste UK Ltd	Mail Services	58,074.92
United Kingdom	Baseline Arts Ltd	Printing/Design	56,826.54
United States of America	Thomas Allan Fuhs	Consultants-Technical	50,000.00
WFP			
Afghanistan	Various suppliers	Transport and logistics	10,375,449.05
Algeria	Various suppliers	Transport and logistics	1,369,801.76
Argentina	Various suppliers	Transport and logistics	20,070.24
Armenia	Various suppliers	Transport and logistics	221,218.42
Australia	Various suppliers	Transport and logistics	391.95
Bangladesh	Various suppliers	Transport and logistics	993,354.23
Belgium	Various suppliers	Transport and logistics	286,706.23
Benin	Various suppliers	Transport and logistics	5,873,364.19
Bolivia (Plurinational State of)	Various suppliers	Transport and logistics	117,109.14
Brazil	Various suppliers	Transport and logistics	281,476.43
Bulgaria	Various suppliers	Transport and logistics	7,070,400.95
Burkina Faso	Various suppliers	Transport and logistics	1,279,667.92
Burundi	Various suppliers	Transport and logistics	1,872,934.88
Cambodia	Various suppliers	Transport and logistics	1,210,752.04
Cameroon	Various suppliers	Transport and logistics	36,728,306.76
Canada	Various suppliers	Transport and logistics	15,682,966.24
Central African Republic	Various suppliers	Transport and logistics	2,947,762.04
Chad	Various suppliers	Transport and logistics	13,500,714.23
China	Various suppliers	Transport and logistics	478,439.05
Colombia	Various suppliers	Transport and logistics	4,591,179.43
Congo, Republic of the	Various suppliers	Transport and logistics	2,000,575.79
Cote d'Ivoire	Various suppliers	Transport and logistics	3,062,484.53
Cuba	Various suppliers	Transport and logistics	16,963.47
Cyprus	Various suppliers	Transport and logistics	2,324,262.82
Democratic Rep. of the Congo	Various suppliers	Transport and logistics	19,019,916.04
Denmark	Various suppliers	Transport and logistics	15,622,565.49
Djibouti	Various suppliers	Transport and logistics	12,039,586.94
Dominican Republic	Various suppliers	Transport and logistics	264,716.00
Ecuador	Various suppliers	Transport and logistics	28,508.21
Egypt	Various suppliers	Transport and logistics	1,738,090.30
El Salvador	Various suppliers	Transport and logistics	358,071.08
Ethiopia	Various suppliers	Transport and logistics	59,845,817.83
France	Various suppliers	Transport and logistics	9,157,245.42
Gambia	Various suppliers	Transport and logistics	129,203.20
Georgia	Various suppliers	Transport and logistics	6,950.52
Germany	Various suppliers	Transport and logistics	5,038,966.48
Ghana	Various suppliers	Transport and logistics	1,039,952.37
Greece	Various suppliers	Transport and logistics	1,687,979.91
Guatemala	Various suppliers	Transport and logistics	458,501.04
Guinea	Various suppliers	Transport and logistics	1,335,224.83
Guinea-Bissau	Various suppliers	Transport and logistics	479,256.31
Haiti	Various suppliers	Transport and logistics	10,704,890.05
Honduras	Various suppliers	Transport and logistics	1,931,788.42
India	Various suppliers	Transport and logistics	8,297,573.35
Indonesia	Various suppliers	Transport and logistics	821,046.64
Iran, Islamic Republic of	Various suppliers	Transport and logistics	191,265.11
Iraq	Various suppliers	Transport and logistics	805,511.51
Ireland	Various suppliers	Transport and logistics	3,600,120.88
Israel	Various suppliers	Transport and logistics	2,481,249.69
Italy	Various suppliers	Transport and logistics	5,465,531.60
Japan	Various suppliers	Transport and logistics	1,553,208.91
Kenya	Various suppliers	Transport and logistics	96,851,359.63
Korea, Dem. People's Rep.	Various suppliers	Transport and logistics	986,238.70
Korea, Republic of	Various suppliers	Transport and logistics	17,567.04
Kuwait	Various suppliers	Transport and logistics	704,237.04
Kyrgyzstan	Various suppliers	Transport and logistics	832,497.89
Lao People's Democratic Republic	Various suppliers	Transport and logistics	877,856.37
Latvia	Various suppliers	Transport and logistics	3,598.46
Lebanon	Various suppliers	Transport and logistics	424,250.00
Lesotho	Various suppliers	Transport and logistics	791,379.35
Liberia	Various suppliers	Transport and logistics	2,972,460.95
Libya	Various suppliers	Transport and logistics	5,593,502.98
Madagascar	Various suppliers	Transport and logistics	1,957,956.75
Malawi	Various suppliers	Transport and logistics	2,007,608.96
Malaysia	Various suppliers	Transport and logistics	5,316,566.13
Mali	Various suppliers	Transport and logistics	5,202,987.28
Malta	Various suppliers	Transport and logistics	6,826,198.42
Mauritania	Various suppliers	Transport and logistics	1,925,370.53
Mauritius	Various suppliers	Transport and logistics	10,778,621.75
Mexico	Various suppliers	Transport and logistics	9,818,421.57
Mozambique	Various suppliers	Transport and logistics	6,729,117.15
Myanmar	Various suppliers	Transport and logistics	2,424,958.79
Namibia	Various suppliers	Transport and logistics	34,071.12
Nepal	Various suppliers	Transport and logistics	7,488,489.52
Netherlands	Various suppliers	Transport and logistics	883,110.33
Nicaragua	Various suppliers	Transport and logistics	656,995.54
Niger	Various suppliers	Transport and logistics	5,892,699.01
Norway	Various suppliers	Transport and logistics	2,821,000.00
Occupied Palestinian territory	Various suppliers	Transport and logistics	1,822,785.78
Pakistan	Various suppliers	Transport and logistics	38,069,129.31
Panama	Various suppliers	Transport and logistics	8,034.09
Philippines	Various suppliers	Transport and logistics	912,925.82
Russian Federation	Various suppliers	Transport and logistics	3,717,350.72
Rwanda	Various suppliers	Transport and logistics	1,060,563.04
Senegal	Various suppliers	Transport and logistics	1,900,959.25
Sierra Leone	Various suppliers	Transport and logistics	1,557,282.57
Singapore	Various suppliers	Transport and logistics	3,510,931.22
Somalia	Various suppliers	Transport and logistics	16,554,021.45
South Africa	Various suppliers	Transport and logistics	11,342,570.75

Major Contracts for Services Placed by Agency During 2011 (Contracts of \$30,000 or more)

AGENCY			Contract Value
Location of Supplier	Name of Contractor	Description of Services	USD
South Sudan	Various suppliers	Transport and logistics	2,712,246.97
Sri Lanka	Various suppliers	Transport and logistics	1,020,173.95
Sudan	Various suppliers	Transport and logistics	104,535,781.80
Swaziland	Various suppliers	Transport and logistics	190,352.25
Switzerland	Various suppliers	Transport and logistics	18,286,945.13
Syrian Arab Republic	Various suppliers	Transport and logistics	2,738,624.31
Taiwan	Various suppliers	Transport and logistics	291,274.19
WFP Continued			
Tajikistan	Various suppliers	Transport and logistics	862,430.10
Thailand	Various suppliers	Transport and logistics	233,531.48
Togo	Various suppliers	Transport and logistics	104,958.75
Tunisia	Various suppliers	Transport and logistics	1,390,182.22
Turkey	Various suppliers	Transport and logistics	725,712.39
Uganda	Various suppliers	Transport and logistics	10,031,042.98
Ukraine	Various suppliers	Transport and logistics	2,365,043.91
United Arab Emirates	Various suppliers	Transport and logistics	3,084,324.18
United Kingdom	Various suppliers	Transport and logistics	17,437,960.37
United Republic of Tanzania	Various suppliers	Transport and logistics	14,690,916.64
United States of America	Various suppliers	Transport and logistics	120,717,728.02
Virgin Islands	Various suppliers	Transport and logistics	1,148,562.53
Yemen	Various suppliers	Transport and logistics	6,588,048.16
Zambia	Various suppliers	Transport and logistics	936,763.27
Zimbabwe	Various suppliers	Transport and logistics	9,773,485.26
WMO			
Belgium	Multicorpora	METEOTERM online access and hosting services	37,829.00
Korea, Republic of	SBIS Co.Ltd.	Enhancement of the IT infrastructure at IGAD Climate Prediction and Application Centre	146,226.00
Netherlands	WebEx Communications	WebEx conferencing and teleconferencing services	71,531.00
Switzerland	Sharp Electronic (Suisse)	Charges for additional color copies	49,641.00
Switzerland	ISS Facility Services SA	Cleaning services for the WMO headquarter	417,329.00
Switzerland	SIG	Consumption of Gas, Electricity and Water	583,386.00
Switzerland	MCR Solutions SA	Functional Upgrade of Oracle EBS R12	945,324.00
Switzerland	CerFi	Help Desk Services	258,065.00
Switzerland	Helvétia Assurances	Insurance for the WMO building	120,285.00
Switzerland	Navixia	IT security support services	88,740.00
Switzerland	International Computing Center	IT Services	102,238.00
Switzerland	Connectis Communications	LAN and WIFI support services	37,354.00
Switzerland	CGC Dalkia SA	Maintenance of the air conditioning system	260,085.00
Switzerland	Johnson Controls Systems SA	Maintenance of the heating and ventilation system	35,515.00
Switzerland	OTIS	Maintenance of the WMO elevators	95,116.00
Switzerland	Securiton SA	Modernization of the central fire alarm system	33,482.00
Switzerland	ITU	Online pre-registration and on site registration for Congress	63,025.00
Switzerland	Oracle University Suisse	Oracle R12 upgrade training and portal technical training	85,895.00
Switzerland	Kosbat 7	Painting services	45,056.00
Switzerland	La Poste Suisse	Postal services	198,079.00
Switzerland	Huguet Gilbert	Printing of technical reports	71,580.00
Switzerland	Huguet Gilbert	Printing of the "High Level Task force Report" in all UN languages	94,554.00
Switzerland	ISS Facility Services SA	Provision of specific cleaning services upon request	65,789.00
Switzerland	Ageda Communications Sarl	Renovation of the WMO conference center and meeting rooms	2,736,156.00
Switzerland	Sharp Electronic (Suisse)	Rental of copier machines	87,057.00
Switzerland	Xerox SA	Rental of copier machines for the WMO offset	159,236.00
Switzerland	Connectis Communications	Rental of equipment for the LAN expansion for Congress XVI	50,495.00
Switzerland	Service Equipment Wescher	Repair and replacement of industrial catering equipment	58,036.00
Switzerland	Belsol Mitterer SA	Repair of the floor at the WMO cafeteria	36,959.00
Switzerland	Alpic InTech Romandie	Replacement of the heating and cooling system	499,457.00
Switzerland	Dell Computer	Replacement of the old SAN	33,953.00
Switzerland	International Computing Center	SAN storage of 100GB on dedicated FTP server MAYTEN, Web Application hosting.	102,338.00
Switzerland	Arndt Sécurité et Services SA	Security services for the WMO headquarter	347,003.00
Switzerland	Fipoi	Services rendered during the WMO XXI Congress	154,837.00
Uganda	Speke Resort Munyonyo	Conference facilities during the IPCC Working Group I and II conference	328,304.00
United Kingdom	National Audit Office	External audit fees	222,370.00
United Kingdom	b2Lateral	Fund reservation for the OAS project	65,818.00
United Kingdom	b2Lateral	OAS emergency support services	43,750.00
United Kingdom	SMI (Distribution Services)	Storage and distribution of IPCC publications	238,612.00
WTO			
Belgium	Van Breda	Health Insurance Services	1,215,013.84
CHILE	Lan Chile	Travel Services	37,506.98
ECUADOR	Pontificia Universidad Católica del Ecuador	Consultancy	31,834.63
Germany	Werle Design International	Exhibitions Services	51,387.60
SPAIN	Limpiezas Alarcon	Cleaning	106,077.67
SPAIN	Iberdrola	Electricity	81,680.66
SPAIN	DHL Express Madrid	Post	33,280.61
SPAIN	Xerox España, The Document Com	Printing Services	88,517.35
SPAIN	Egraf	Printing Services	56,688.11
SPAIN	Impacto Creativo	Printing Services	48,718.84
SPAIN	Tres Punto Uno	Security	224,295.50
SPAIN	Movistar	Telecommunication Services	73,083.33
SPAIN	Presstour	Travel Services	505,920.40
SPAIN	IA Viajes /Zeppelin	Travel Services	229,361.80
SPAIN	Viajes Baixas / Barceló	Travel Services	38,223.60
SWITZERLAND	Swiss Post International	Post	39,222.98
UNITED KINGDOM	Yellow Railroad (Buncl)	Consultancy	51,679.59
UNITED KINGDOM	Partnership (Flatte)	Consultancy	32,299.74
UNITED KINGDOM	Reed	Exhibitions Services	37,727.39



Project personnel - All sources of funding

Summary of Project Personnel by Nationality: 2011

(USD Thousand)

Country	Int'l. Experts			National Experts			UN Volunteers			Fellowships		
	Total	Female	Cost	Total	Female	Cost	Total	Female	Cost	Total	Female	Cost
Afghanistan	50	2	242.66	288	28	2,527.11	81	3	1,972.10	218	8	1,084.33
Albania	28	28	67.07	436	226	637.37	8	5	164.83			
Algeria	10	5	51.34	31	7	84.75	5	3	147.83			
Andorra												
Angola	28	23	117.98	15	3	45.40	5		269.42	4	2	3.33
Antigua and Barbuda	10	10	95.50							1		15.30
Argentina	336	163	1,311.69	628	299	1,191.05	23	17	677.25	20	1	14.89
Armenia	34	27	181.26	280	108	672.73	8	6	181.49	11	3	3.10
Australia	576	199	2,771.44	44	27	156.46	161	99	1,580.64	22	11	26.57
Austria	205	71	1,470.12	41	30	506.16	17	6	361.03			
Azerbaijan	26	13	53.59	213	95	183.73	2		76.25			
Bahamas	6	6	26.45									
Bahrain	5	5	5.00	21	15	133.58				1		4.27
Bangladesh	108	32	385.93	1,381	337	1,867.88	148	45	2,622.54	42	9	136.04
Barbados	8	8	45.03	76	52	167.83	2		3.06	1	1	12.35
Belarus	33	6	164.44	453	177	394.57	1	1	5.08	219	109	48.15
Belgium	208	54	1,245.35	13	11	108.27	148	70	4,610.42	12	3	134.67
Belize	8	8	31.65	102	53	180.39				16	16	14.39
Benin	132	10	812.58	190	20	469.36	336	38	4,803.31	69	2	245.35
Bhutan	1		1.10	20	2	70.45	47	20	1,582.82	27	2	147.34
Bolivia (Plurinational State of)	47	11	176.07	872	342	1,299.65	75	38	826.34	266	74	259.40
Bosnia and Herzegovina	55		224.95	817	384	1,001.97	124	112	682.18			
Botswana	1		13.00	9	5	1.96	12	1	137.01			
Brazil	184	85	1,029.66	1,306	675	3,601.34	147	81	1,600.08	16	16	65.02
Brunei Darussalam												
Bulgaria	176	72	1,523.05	708	417	724.24	5	4	213.57	16	14	4.73
Burkina Faso	75	1	432.24	201	61	553.33	196	15	2,204.33	7	2	6.12
Burundi	25	3	168.55	131	40	213.55	132	29	4,267.81			
Cambodia	20	1	52.04	218	59	406.08	22	1	412.47	12	5	58.90
Cameroon	60	8	464.82	146	33	614.81	320	105	7,090.33	4		1.20
Canada	874	252	5,807.98	104	63	470.94	238	171	3,695.98	37	12	201.24
Cape Verde	12		72.00	59	17	231.20	9	3	165.16	1		4.49
Central African Republic	3		3.55	82	18	160.52	64	8	1,583.87	50	3	58.19
Chad	12	1	123.41	97	10	263.78	49	3	1,633.31			
Chile	176	32	914.21	225	94	849.52	6	4	146.00			
China	38	10	177.57	259	133	774.05	29	19	322.67	44	19	222.72
Colombia	241	125	976.49	1,435	711	17,137.38	157	104	1,852.86	5	2	12.98
Comoros	2		29.59	65	12	65.58	37	15	393.01	3		6.44
Congo, Republic of the	30	6	176.90	154	23	322.68	116	1	804.65	16		7.01
Costa Rica	97	22	238.55	486	229	1,072.10	8	1	128.42	11	9	7.97
Côte D'Ivoire	87	21	616.14	129	43	439.93	201	36	4,571.14	161	17	89.84
Croatia	95	36	414.10	1,525	473	1,422.40	7	3	305.92			
Cuba	15	9	84.52	18	15	18.66	21	21	154.05	3	2	4.55
Cyprus				318	154	807.33	1		61.00	2		0.51
Czech Republic	27	9	122.07	2		1.11	18	9	520.06			
Democratic People's Rep. of Korea	1			165	22	43.10	5	5	0.85	137	29	1,156.29
Democratic Republic of the Congo	27	6	112.55	731	139	1,176.62	987	181	10,525.20	49		27.36
Denmark	209	41	1,166.92	16	7	97.47	44	14	837.81			
Djibouti				98	19	106.02	11	3	200.05			
Dominica				1	1	3.22				4	2	22.84
Dominican Republic	18	4	62.31	969	360	2,814.10	26	19	140.06	928	341	2,336.23
Ecuador	51	40	215.24	568	219	1,377.40	57	33	736.73	20	13	19.19
Egypt	108	52	480.33	192	52	922.21	58	34	1,458.30	63	4	209.49
El Salvador	89	57	130.13	715	422	1,569.14	9	1	275.68			
Equatorial Guinea				20		52.11				1		2.43
Eritrea	17	15	43.50	18	2	38.75	101	39	2,498.58			
Estonia	62	24	476.21				1		61.00	1		0.03
Ethiopia	47	5	128.67	100	36	320.11	758	109	7,176.89	13	13	5.09
Fiji	39	28	105.68	106	82	39.74	28	14	608.33	6	3	30.33
Finland	103	43	654.28	3	3	9.45	84	47	2,464.20	3		0.08
France	666	226	3,891.73	129	52	487.34	229	143	5,042.54	26	1	20.11
Gabon				23	1	71.13	1		20.33			
Gambia	15	10	52.25	204	27	240.35	90	9	795.86	20		29.38
Georgia	35	7	199.32	437	106	374.79	9	3	335.83	2	1	2.75
Germany	545	219	3,689.73	47	30	228.19	129	76	2,445.04	20	8	53.01
Ghana	69	15	299.98	182	61	872.83	484	118	6,475.95	1		3.04
Greece	85	38	353.34	3	3	1.97	9	6	366.00			
Grenada										5	1	34.69
Guatemala	81	61	133.02	391	194	980.94	32	20	312.44	10	7	6.00
Guinea Bissau	14		37.25	197	23	296.14	15	4	222.20	3		19.01
Guinea	38		217.29	233	15	408.43	143	13	3,668.09	80	6	59.55
Guyana	45	12	230.03	52	32	120.35	48	27	487.50			
Haiti	56	21	146.18	457	102	695.35	143	33	3,133.11	17	1	24.22
Honduras	8	1	29.78	290	101	648.45	32	24	449.75	16	12	9.01
Hungary	71	17	744.82	11	8	9.40	4	2	152.50	2		0.09
Iceland	2		20.16									
India	617	219	2,695.02	342	156	1,291.56	840	171	7,835.12	112	29	706.65
Indonesia	42	15	169.71	1,244	449	1,697.22	158	76	2,303.70	288	55	122.20
Iran (Islamic Republic of)	18	10	140.03	288	84	496.41	10	4	355.82	115		167.08
Iraq	28	6	181.95	90	17	847.16	5	2	249.08	17	7	
Ireland	183	25	1,391.73	18	14	89.51	114	73	2,328.89			

Summary of Project Personnel by Nationality: 2011

(USD Thousand)

Country	Int'l. Experts			National Experts			UN Volunteers			Fellowships		
	Total	Female	Cost	Total	Female	Cost	Total	Female	Cost	Total	Female	Cost
Afghanistan	50	2	242.66	288	28	2,527.11	81	3	1,972.10	218	8	1,084.33
Israel	13	1	49.32	11	7	19.04	1	1	5.00			
Italy	462	168	2,139.27	133	81	723.88	331	216	6,482.89	30	12	201.94
Jamaica	39	15	144.77	47	29	112.15	6	5	227.33			
Japan	92	49	292.70	26	24	165.21	164	104	3,459.16	2	2	69.12
Jordan	90	40	555.39	135	53	547.55	15	7	401.06	15		653.13
Kazakhstan	10	7	31.23	519	288	603.24	84	71	287.10	13	3	13.13
Kenya	185	61	591.26	326	163	807.78	773	318	13,217.86	26	2	6.56
Kiribati										3	1	38.36
Kuwait	4	1	19.57	1	1	3.33				153	22	1,334.40
Kyrgyzstan	29	13	85.37	1,219	550	1,370.55	93	13	143.22	60	59	2.85
Lao People's Democratic Republic	12	2	45.49	68	29	138.08	6	1	115.42	2	1	0.25
Latvia	87	28	688.60				4	4	40.99			
Lebanon	112	38	465.67	496	229	1,753.81	83	53	1,015.27	3	3	2.47
Lesotho	4	2	48.52	62	27	143.09	10	5	253.85			
Liberia	26	6	17.85	189	37	326.35	373	50	9,349.40	82	42	84.11
Libya	1	1	2.00				7	4	84.00			
Liechtenstein												
Lithuania	77	54	434.87	29	16	41.05	2	2	111.83	12	11	78.50
Luxembourg	10	1	44.72	1		3.50	2	2	81.33			
Madagascar	37	17	172.57	109	46	215.56	49	33	977.47			
Malawi	14	12	66.57	132	31	447.95	88	49	857.13	1		0.39
Malaysia	63	31	272.82	37	23	147.40	11	6	421.42	1		10.99
Maldives				52	43	81.08	1		20.33	24	12	106.13
Mali	61	2	295.60	181	30	318.55	119	12	2,414.24			
Malta	10		60.75									
Marshall Islands										2	1	20.05
Mauritania	33	7	173.42	112	13	219.93	26	3	404.46	1		0.98
Mauritius	19	6	181.35	115	41	102.37	1		61.00	36	14	37.51
Mexico	136	48	675.35	1,195	529	3,582.15	37	9	811.81	33	16	107.90
Micronesia (Federated States of)										7	4	111.45
Monaco												
Mongolia	13	3	55.75	92	56	226.47	4	4	155.50	4	2	20.27
Montenegro				3	1	36.86	7	6	95.00			
Morocco	52	8	281.17	68	21	845.64	19	8	753.32	12	6	
Mozambique	12	10	25.61	77	22	477.78	60	15	856.75	42	6	27.33
Myanmar	17	1	18.30	547	228	305.95	34	5	946.02	128	77	578.73
Namibia	1		0.06	84	55	136.03	21	12	311.00	13	13	27.55
Nauru	4		4.19									
Nepal	100	10	569.79	536	109	632.67	276	45	5,994.34	50	8	107.26
Netherlands	341	148	2,074.71	26	15	105.08	54	27	1,212.71	4		2.22
New Zealand	97	34	635.74	24		101.20	17	12	395.42	3		37.96
Nicaragua	15	11	46.07	286	143	445.03	105	53	516.31	27	22	15.35
Niger	59	31	330.27	81	31	196.49	380	71	3,963.64	24		69.60
Nigeria	88	24	352.51	148	51	644.50	602	145	5,075.43	3	2	87.23
Norway	61	28	352.52	13	4	98.54	15	13	401.54			
Oman	1	1	2.40							13	4	
Pakistan	208	68	775.41	1,053	164	2,127.90	231	15	4,029.19	40		69.78
Palau	1	1	1.50							13	1	
Panama	38	14	184.76	902	371	1,538.60	2		20.00	18	14	10.15
Papua New Guinea	18		133.22	43	15	71.03	2	1	122.00	15	3	97.78
Paraguay	27		154.26	299	127	566.42				6	6	3.60
Peru	87	34	572.74	5,577	2,321	5,731.10	42	25	607.64	22	6	28.77
Philippines	276	65	1,120.16	307	180	686.58	441	206	12,207.21	31	18	100.37
Poland	149	26	1,263.49	99	52	105.82	10	4	228.05	2	1	20.73
Portugal	310	128	1,877.67	16	4	41.81	50	40	1,297.30			
Qatar												
Republic of Korea	22	7	162.23	32	11	296.50	70	55	1,476.61	3	2	81.25
Republic of Moldova	40	29	262.83	1,608	709	1,689.47	2	2	66.08	7	5	14.48
Romania	23	5	172.25	54	16	186.35	18	9	689.64	4		1.66
Russian Federation	129	59	437.12	761	305	2,034.90	47	30	1,232.83	15	6	15.12
Rwanda	29	1	240.83	72	19	401.03	237	31	5,191.81	11	9	8.98
Saint Kitts and Nevis												
Saint Lucia	16	3	46.53	4	4	9.30				8	6	33.63
Saint Vincent and the Grenadines				2		20.00				15	12	22.78
Samoa				8	5	20.80	4	1	56.95	15	10	332.84
San Marino												
Sao Tome and Principe				8	2	16.61	37	36	64.60	273	49	411.82
Saudi Arabia	1	1	3.20									
Senegal	201	39	986.49	164	64	756.53	95	35	2,065.62	37	25	36.15
Serbia	9	2	53.97	20	12	224.23	18	8	843.83			
Seychelles	1	1	3.60	16		38.34	1		61.00	17	11	17.52
Sierra Leone	41	14	237.52	143	15	442.68	361	130	9,803.39	1		-0.40
Singapore							4	4	162.67	1		5.86
Slovakia	43	5	282.62	41	18	136.37	3		45.75	3		0.41
Slovenia	109	11	667.27	14	9	43.71						
Solomon Islands	5	2	6.92	55	29	24.68	1		55.92	25	4	337.10
Somalia	20	1	127.92	27	2	82.91	10	1	330.67	10	1	0.60
South Africa	242	63	1,824.82	189	111	819.77	57	50	822.91	5	5	22.50
South Sudan							44	13	435.08			
Spain	342	163	1,697.55	68	45	192.91	239	124	5,347.10	10	5	20.59

Summary of Project Personnel by Nationality: 2011

(USD Thousand)

Country	Int'l. Experts			National Experts			UN Volunteers			Fellowships		
	Total	Female	Cost	Total	Female	Cost	Total	Female	Cost	Total	Female	Cost
Afghanistan	50	2	242.66	288	28	2,527.11	81	3	1,972.10	218	8	1,084.33
Sri Lanka	85	17	328.58	270	80	377.60	160	58	2,122.70	63	30	161.30
Sudan	62	11	198.33	299	41	718.56	372	81	3,076.76	3,175	676	1,664.35
Suriname	4	2	26.37	11	9	23.53				6	1	0.91
Swaziland	18		95.65	20	5	29.46	4	4	116.92			
Sweden	213	122	766.18	30	17	89.31	35	20	1,300.05	3	2	2.47
Switzerland	140	54	895.36	16	12	31.33	81	58	2,501.50	1	1	1.00
Syrian Arab Republic	25	7	130.45	326	64	520.67	66	21	386.51	23	13	13.65
Tajikistan	34	19	34.85	222	46	173.51	13	4	584.55	235	22	34.90
Thailand	29	8	69.92	179	106	479.10	10	7	296.83	4		-0.14
The fm Yugoslav Rep. of Macedonia	32	13	150.16	196	96	279.74	10	2	203.30			
Timor-Leste				17	7		44	12	1,819.75	2	1	8.91
Togo	43	7	326.74	125	6	248.05	150	6	1,785.67	24	2	51.19
Tonga	3	2	-0.15							13	7	215.94
Trinidad and Tobago	50	19	197.19	36	16	105.68	20	1	286.70			
Tunisia	51	4	393.53	108	30	247.09	6	2	139.37	16	3	108.00
Turkey	48	9	148.74	959	422	3,546.56	55	39	686.41	19	1	95.84
Turkmenistan	7	5	39.27	211	111	154.71	3		60.99	7	7	-0.02
Tuvalu	4		25.27							7	6	68.02
Uganda	164	84	747.26	208	85	506.41	1,023	131	9,769.12	10		24.40
Ukraine	48	32	157.20	1,304	677	1,787.48	109	60	1,506.60	1	1	0.15
United Arab Emirates										1	1	
United Kingdom	1,495	409	8,822.94	130	73	497.15	132	78	2,388.43	18		15.32
United Republic of Tanzania	51	6	269.40	302	90	676.09	271	107	4,296.23	11	3	6.55
United States of America	1,567	651	9,180.41	519	288	2,107.47	153	97	3,295.25	77	31	386.04
Uruguay	56	10	307.09	4,920	2,943	7,326.56	10	4	393.33	43	11	21.40
Uzbekistan	42	15	193.26	1,587	495	1,044.19	27	7	449.64			
Vanuatu	6		32.95	1	1					7	3	45.77
Venezuela (Bolivarian Republic of)	97	89	241.59	406	182	600.31	15	11	308.25	5	5	18.76
Viet Nam	24	6	48.24	380	193	1,253.99	34	26	311.68	101	44	280.93
Yemen	6	1	11.14	110	33	148.72	68	49	448.25	53	2	23.68
Zambia	44	14	151.50	145	45	601.48	132	86	1,496.22	16	11	36.03
Zimbabwe	148	12	573.53	240	130	335.52	145	56	2,251.05	24	23	122.20
Sub-Total	17,023	5,878	91,284.74	53,977	22,279	118,620.61	16,704	5,631	268,260	8,677	2,326	16,922.89
Unspecified Countries	136		51.00	563	155	1,261.79	55	49	25.25	165	13	62.55
Global Projects												
Interregional Projects												
Arab Countries	1						29	15	496.25			
African Countries							1	1	61.00			
Asian Countries	1		12.67	1		8.45				13	7	287.46
European Countries	5	2	11.65	135	37	232.27	11	7	63.76	1,205	687	258.44
Latin America And The Caribbean	3		23.82	4		39.42	1		4.47			
Grand-Total	17,169	5,880	91,383.88	54,680	22,471	120,162.54	16,801	5,703	268,910.96	10,060	3,033	17,531.34
Developed Countries:	9,633	3,375	57,728	2,707	1,500	8,388	2,513	1,531	54,025	310	114	1,279
Percentage	56.11%	57.40%	63.17%	4.95%	6.68%	6.98%	14.96%	26.85%	20.09%	3.08%	3.76%	7.30%
Developing Countries/ Economies In Transition:	7,400	2,505	33,605	51,410	20,816	110,513	14,233	4,123	214,861	9,585	2,906	16,190
Percentage	43.10%	42.60%	36.77%	94.02%	92.63%	91.97%	84.72%	72.30%	79.90%	95.28%	95.81%	92.35%
Arab States	630	199	3,252	2,467	693	7,744	827	305	10,340	3,674	742	4,189
Percentage	3.67%	3.38%	3.56%	4.51%	3.08%	6.44%	4.92%	5.35%	3.85%	36.52%	24.46%	23.89%
Africa	2,168	536	11,360	5,998	1,666	15,250	9,044	2,105	134,307	1,134	262	1,634
Percentage	12.63%	9.12%	12.43%	10.97%	7.41%	12.69%	53.83%	36.91%	49.94%	11.27%	8.64%	9.32%
Asia & Pacific	1,806	529	7,511	7,701	2,547	15,595	2,691	800	47,975	1,447	400	6,751
Percentage	10.52%	9.00%	8.22%	14.08%	11.33%	12.98%	16.02%	14.03%	17.84%	14.38%	13.19%	38.51%
Europe & CIS	699	293	2,648	11,297	4,609	16,176	636	377	7,909	1,787	899	474
Percentage	4.07%	4.98%	2.90%	20.66%	20.51%	13.46%	3.79%	6.61%	2.94%	17.76%	29.64%	2.71%
Latin America & The Caribbean	2,057	921	8,571	22,339	10,592	54,058	1,033	534	14,264	1,536	598	3,127
Percentage	11.98%	15.66%	9.38%	40.85%	47.14%	44.99%	6.15%	9.36%	5.30%	15.27%	19.72%	17.84%
Others	136		51.00	563	155	1,261.79	55	49	25.25	165	13	62.55
Percentage	0.79%		0.06%	1.03%	0.69%	1.05%	0.33%	0.86%	0.01%	1.64%	0.43%	0.36%



Annexes

Annex 1 - Abbreviations

AFDB African Development Bank	UNITAR United Nations Institute for Training and Research
ASDB Asian Development Bank	UN/OCHA United Nations Office for the Coordination of Humanitarian Affairs
ECA Economic Commission for Africa	UNODC United Nations Office on Drugs and Crime
ECE Economic Commission for Europe	UNOG United Nations Office at Geneva
ECLAC Economic Commission for Latin America & the Caribbean	UNON United Nations Office in Nairobi
ESCAP Economic Commission for Asia and the Pacific	UNOPS United Nations Office for Project Services
ESCWA Economic & Social Commission for Western Asia	UNOV United Nations Office in Vienna
FAO Food and Agricultural Organization of the United Nations	UN/PD UN Procurement Division
GATT General Agreement on Tariffs and Trade	UNRISD United Nations Research Institute for Social Development
HABITAT See UNCHS	UNRWA United Nations Relief and Works Agency
IAEA International Atomic Energy Agency	UNU United Nations University
IBRD International Bank for Reconstruction & Development	UNV United Nations Volunteers
ICAO International Civil Aviation Organization	UNWOMEN United Nations Entity for Gender Equality and the Empowerment of Women (a merger of DAW, INSTRAW, OSAGI and UNIFEM)
ICJ International Court of Justice	UPU Universal Postal Union
IDA International Development Association	WB World Bank
IDB Inter-American Development Bank	WFC World Food Council
IFAD International Fund for Agricultural Development	WFP World Food Programme
IFC International Finance Corporation	WHO World Health Organization
ILO International Labour Organization	WIPO World Intellectual Property Organization
IMF International Monetary Fund	WMO World Meteorological Organization
IMO International Maritime Organization	WTO World Tourism Organization
ITC International Trade Center	
ITU International Telecommunication Union	
PAHO Pan American Health Organization	
OPCW Organisation for the Prohibition of Chemical Weapons	
TCDC Technical Cooperation among Developing Countries	
UMDC Under-Utilized Major Donor Country	
UN United Nations	
UNCHS United Nations Centre for Human Settlements	
UN/FALD UN Field Administration and Logistics Division	
UNCTAD United Nations Conference on Trade and Development	
UNDP United Nations Development Programme	
UNEP United Nations Environmental Programme	
UNESCO United Nations Educational, Scientific and Cultural Organization	
UNFPA United Nations Population Fund	
UNHCR United Nations High Commissioner for Refugees	
UNICEF United Nations Children's Fund	
UNCHS United Nations Centre for Human Settlements	
UNICRI United Nations Interregional Crime and Justice Research Institute	
UNIDIR United Nations Institute for Disarmament Research	
UNIDO United Nations Industrial Development Organization	

Distribution of countries and territories

The country distributions presented are for statistical convenience only and follow those used by the Statistics Division, Department of Economic and Social Affairs (DESA) of the United Nations. They are grouped by economic criteria or membership of trade agreements for the purposes of statistical analysis and research. The term “economies”, as used in this report, describes regions, countries and territories.

There is no established convention for the designation of “developed” and “developing” countries or areas in the United Nations system. In common practice, Israel and Japan in Asia, Bermuda, Canada, Greenland, Saint Pierre et Miquelon, and the United States in northern America, Australia and New Zealand in Oceania, and Europe are considered “developed” regions or areas. This report includes all UN member states divided into three major categories: developing countries, transition economies and developed countries.

The designations employed do not imply the expression of any opinion whatsoever on the part of the United Nations concerning the legal status of any country, territory, city or area, or of its authorities, or concerning the delimitation of its frontiers or boundaries.

The designations “developing”, “in transition”, and “developed” are intended for statistical convenience and do not necessarily express a judgement about the stage reached by a particular country or area in the development process.

Source: United Nations Conference on Trade and Development (UNCTAD).

Annex 2 - Developing countries

1. Afghanistan	42. Ethiopia
2. Algeria	43. Fiji
3. Angola	44. Gabon
4. Antigua and Barbuda	45. Gambia
5. Argentina	46. Ghana
6. Bahamas	47. Grenada
7. Bahrain	48. Guatemala
8. Bangladesh	49. Guinea Bissau
9. Barbados	50. Guinea
10. Belize	51. Guyana
11. Benin	52. Haiti
12. Bhutan	53. Honduras
13. Bolivia (Plurinational State of)	54. India
14. Botswana	55. Indonesia
15. Brazil	56. Iran (Islamic Republic of)
16. Brunei Darussalam	57. Iraq
17. Burkina Faso	58. Jamaica
18. Burundi	59. Jordan
19. Cambodia	60. Kenya
20. Cameroon	61. Kiribati
21. Cape Verde	62. Kuwait
22. Central African Republic	63. Lao People’s Democratic Republic
23. Chad	64. Lebanon
24. Chile	65. Lesotho
25. China	66. Liberia
26. Colombia	67. Libya
27. Comoros	68. Madagascar
28. Congo, Republic of the	69. Malawi
29. Costa Rica	70. Malaysia
30. Côte D’Ivoire	71. Maldives
31. Cuba	72. Mali
32. Democratic People’s Republic of Korea	73. Marshall Islands
33. Democratic Republic of the Congo	74. Mauritania
34. Djibouti	75. Mauritius
35. Dominica	76. Mexico
36. Dominican Republic	77. Micronesia (Federated States of)
37. Ecuador	78. Mongolia
38. Egypt	79. Morocco
39. El Salvador	80. Mozambique
40. Equatorial Guinea	81. Myanmar
41. Eritrea	82. Namibia

-
- | | | | |
|------|----------------------------------|------|------------------------------------|
| 83. | Nauru | 130. | Vanuatu |
| 84. | Nepal | 131. | Venezuela (Bolivarian Republic of) |
| 85. | Nicaragua | 132. | Viet Nam |
| 86. | Niger | 133. | Yemen |
| 87. | Nigeria | 134. | Zambia |
| 88. | Oman | 135. | Zimbabwe |
| 89. | Pakistan | | |
| 90. | Palau | | |
| 91. | Panama | | |
| 92. | Papua New Guinea | | |
| 93. | Paraguay | | |
| 94. | Peru | | |
| 95. | Philippines | | |
| 96. | Qatar | | |
| 97. | Republic of Korea | | |
| 98. | Rwanda | | |
| 99. | Saint Kitts and Nevis | | |
| 100. | Saint Lucia | | |
| 101. | Saint Vincent and the Grenadines | | |
| 102. | Samoa | | |
| 103. | Sao Tome and Principe | | |
| 104. | Saudi Arabia | | |
| 105. | Senegal | | |
| 106. | Seychelles | | |
| 107. | Sierra Leone | | |
| 108. | Singapore | | |
| 109. | Solomon Islands | | |
| 110. | Somalia | | |
| 111. | South Africa | | |
| 112. | South Sudan | | |
| 113. | Sri Lanka | | |
| 114. | Sudan | | |
| 115. | Suriname | | |
| 116. | Swaziland | | |
| 117. | Syrian Arab Republic | | |
| 118. | Thailand | | |
| 119. | Timor-Leste | | |
| 120. | Togo | | |
| 121. | Tonga | | |
| 122. | Trinidad and Tobago | | |
| 123. | Tunisia | | |
| 124. | Turkey | | |
| 125. | Tuvalu | | |
| 126. | Uganda | | |
| 127. | United Arab Emirates | | |
| 128. | United Republic of Tanzania | | |
| 129. | Uruguay | | |

Annex 3 - Economies in transition

1. Albania
2. Armenia
3. Azerbaijan
4. Belarus
5. Bosnia and Herzegovina
6. Croatia
7. Georgia
8. Kazakhstan
9. Kyrgyzstan
10. Montenegro
11. Republic of Moldova
12. Russian Federation
13. Serbia
14. Tajikistan
15. The Former Yugoslav Republic of Macedonia
16. Turkmenistan
17. Ukraine
18. Uzbekistan

Annex 4 - Developed countries

1. Andorra
2. Australia
3. Austria
4. Belgium
5. Bulgaria
6. Canada
7. Cyprus
8. Czech Republic
9. Denmark
10. Estonia
11. Finland
12. France
13. Germany
14. Greece
15. Hungary
16. Iceland
17. Ireland
18. Israel
19. Italy
20. Japan
21. Latvia
22. Liechtenstein
23. Lithuania
24. Luxembourg
25. Malta
26. Monaco
27. Netherlands
28. New Zealand
29. Norway
30. Poland
31. Portugal
32. Romania
33. San Marino
34. Slovakia
35. Slovenia
36. Spain
37. Sweden
38. Switzerland
39. United Kingdom
40. United States of America



2011 Annual Statistical Report on United Nations Procurement

Published in
July 2012 by



UNOPS

This document is available online at www.ungm.org and www.unops.org. It has been published in electronic format to limit the use of paper, ink, and transport emissions to further support UNOPS leadership role in advancing sustainable practices