

United Nations Volunteers - Report of the UNDP Administrator to the Executive Board - 2014

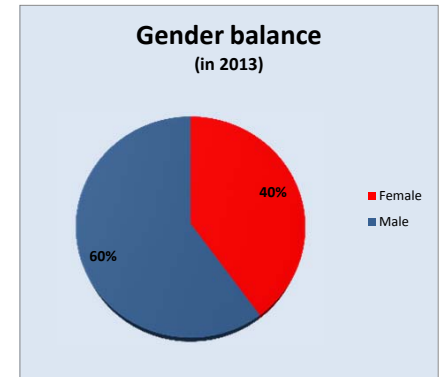
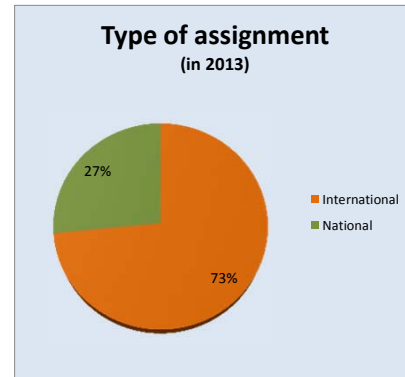
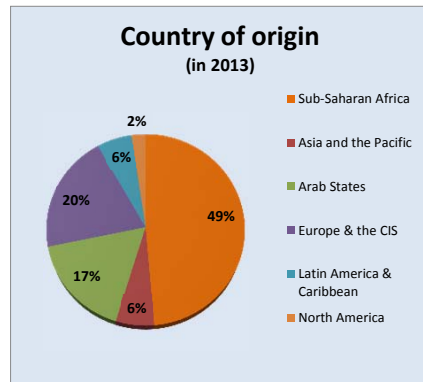
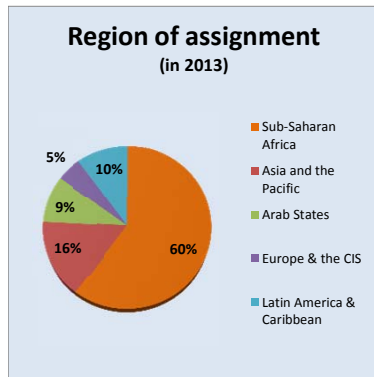
Annex 1. Statistical Overview of UNV Assignments/UN Volunteers

UN Volunteer Assignments																
Region	2010				2011				2012				2013			
	Int'l	Nat'l	Total	%	Int'l	Nat'l	Total	%	Int'l	Nat'l	Total	%	Int'l	Nat'l	Total	%
Sub-Saharan Africa	2,485	1,227	3,712	47%	2,871	1,184	4,167	54%	2,981	956	3,937	57%	2,968	918	3,886	60%
Asia and the Pacific	756	391	1,147	14%	1,097	180	1,167	15%	746	175	921	13%	781	234	1,015	16%
Arab States	1,466	305	1,771	22%	694	332	1,024	13%	683	215	898	13%	399	193	592	9%
Europe & the CIS	157	141	298	4%	148	168	316	4%	136	160	296	4%	139	184	323	5%
Latin America & the Caribbean	536	496	1,032	13%	587	447	1,034	13%	460	400	860	12%	457	186	643	10%
Total	5,400	2,560	7,960	100%	5,397	2,311	7,708	100%	5,006	1,906	6,912	100%	4,744	1,715	6,459	100%
Percentage	68%	32%	100%		70%	30%	100%		72%	28%	100%		73%	27%	100%	

UN Volunteers								
Total numbers	7765		7303		6807		6351	

South	6,200	80%	6,045	83%	5,524	81%	5,162	81%
North	1,565	20%	1,258	17%	1,283	19%	1,189	19%

Female	2,857	37%	2,773	38%	2,662	39%	2,550	40%
Male	4,908	63%	4,530	62%	4,145	61%	3,801	60%
Number of Host Countries	132		132		127		129	
Number of Home countries	158		162		159		152	



United Nations Volunteers - Report of the UNDP Administrator to the Executive Board - 2014
Annex 1 (cont.) Statistical Overview of UNV Online Volunteering Assignments/UN Online Volunteers

UN Online Volunteering Assignments								
Region	2010		2011		2012		2013	
	Total	%	Total	%	Total	%	Total	%
Sub-Saharan Africa	5,319	35%	6,735	40%	6,085	38%	6,582	38%
Asia and the Pacific	1,270	8%	1,738	10%	2,008	12%	2,048	12%
Arab States	358	2%	730	4%	449	3%	379	2%
Europe & the CIS	443	3%	742	4%	650	4%	708	4%
Latin America & the Caribbean	1,299	9%	1,059	6%	2,079	13%	1,956	11%
Global focus*	6,420	42%	5,978	35%	4,925	30%	5,697	33%
Total	15,109	58%	16,982	100%	16,196	100%	17,370	100%
UN Online Volunteers								
Total numbers	10127		10910		11037		11328	
South	6,270	62%	6,593	60%	6,882	62%	6,809	60%
North	3,857	38%	4,317	40%	4,155	38%	4,519	40%
Female	5,573	55%	6,124	56%	6,488	59%	6,549	58%
Male	4,554	45%	4,786	44%	4,549	41%	4,779	42%
Number of Home countries	168		171		169		172	

* Global focus includes projects across multiple countries

