



# 2012 Annual Statistical Report on United Nations Procurement



- Procurement of goods and services
- Procurement profiles of the Development Assistance Committee member countries
- Procurement profiles of the top twenty developing countries and countries with economies in transition

## **2012 Annual Statistical Report on United Nations Procurement**

UNOPS would like to acknowledge the contribution of the various organizations to the 2012 Annual Statistical Report on United Nations Procurement. The views expressed in this publication do not necessarily reflect those of the United Nations.

Copyright © 2013



All rights reserved. The use of data from this publication must be accompanied by a reference to the title and a website location of this report.

This publication and the accompanying Annual Thematic Supplement may be reproduced for personal use but may not otherwise be reproduced or, stored in a retrieval system or transmitted, in any form or by any means, electronic, photocopying, recording or otherwise, without prior written permission of UNOPS.

This document is available online at [www.ungm.org](http://www.ungm.org) and [www.unops.org](http://www.unops.org). It has been published in electronic format to limit the use of paper, ink, and transport emissions to further support UNOPS leadership role in advancing sustainable practices.

# Table of contents

Introduction.....	1
Glossary of terms .....	2
Executive summary .....	3
Total procurement of goods and services of the UN system .....	3
Ten major countries of supply to the UN system in 2012 .....	4
Procurement by organizations of the UN system in 2011 and 2012.....	6
Procurement from developing countries and countries with economies in transition .....	6
Procurement from developing countries and countries with economies in transition by region .....	7
Procurement from developing countries and countries with economies in transition by largest UN organizations .....	8
Top 20 developing countries and countries with economies in transition supplying UN organizations .....	9
United Nations procurement and the Global Compact .....	10
Procurement from Global Compact members as a percentage of orders larger than \$30,000 .....	10
Global Compact members geographical distribution .....	11
Sustainability reporting in the UN system.....	12
About the report.....	15
Procurement profiles of the DAC member countries .....	16
Australia.....	17
Austria.....	18
Belgium.....	19
Canada .....	20
Czech Republic .....	21
Denmark .....	22
Finland.....	23
France.....	24
Germany.....	25
Greece.....	26
Iceland .....	27
Ireland .....	28
Italy .....	29
Japan.....	30
Luxemburg.....	31
Netherlands .....	32
New Zealand.....	33
Norway.....	34
Portugal .....	35
Republic of Korea .....	36
Spain.....	37
Sweden.....	38
Switzerland .....	39
United Kingdom .....	40
United States of America .....	41

Procurement profiles of the top 20 developing countries and countries with economics in transition.....	42
Afghanistan.....	43
Argentina.....	44
Brazil.....	45
China.....	46
Democratic Republic of the Congo.....	47
Ethiopia.....	48
India.....	49
Indonesia.....	50
Jordan.....	51
Kenya.....	52
Pakistan.....	53
Panama.....	54
Peru.....	55
Russian Federation.....	56
South Africa.....	57
Sudan.....	58
Turkey.....	59
Uganda.....	60
Ukraine.....	61
United Arab Emirates.....	62
Procurement of goods and services.....	63
Total procurement of goods and services (by supplier country or country of contractor).....	64
Total procurement by UN organization.....	67
Total procurement of goods by country of supplier.....	68
Procurement of goods by UN organization and country of supplier.....	71
Total procurement of services by country of contractor.....	89
Procurement of services by UN organization and country of contractor.....	92
Top 10 categories of procurement by UN organization.....	110
Share of UN organization for each procurement category.....	118
Major purchase orders by UN organization.....	135
Major contracts for services and works by UN organization.....	253
Project personnel by nationality.....	461
Annexes.....	465
Annex 1 - Abbreviations.....	466
Annex 2 - Developing countries.....	467
Annex 3 - Economies in transition.....	469
Annex 4 - Developed countries.....	470

# Introduction

United Nations procurement delivery in 2012 has increased by \$1.1 billion over the previous year, representing an increase of 7.7%. In terms of procurement of goods and services, procurement of goods decreased by \$258 million, while procurement of services increased by \$1.4 billion over 2011. The 2012 data further confirms that the UN's procurement volume of services far exceeded that of goods and thus reversed the trend of the previous years when the procurement volume of services had been declining.

The 2012 Annual Statistical Report on United Nations Procurement (ASR) analyses procurement from developing countries and countries with economies in transition, and examines the performance of the United Nations system in increasing opportunities for vendors in developing countries and countries with economies in transition. Significant progress has been made towards achieving that objective.

In addition, the 2012 ASR looks at procurement by United Nations organizations from vendors that support the United Nations Global Compact<sup>1</sup>. In 2012, the Global Compact exceeded 10,000 registered members. This section of the report measures procurement by the United Nations system from companies that embrace universal principles in the areas of human rights, labour, environment and anti-corruption. Procurement from suppliers which are members of the Global Compact continues its upward trend, reaching an estimated 22% of the overall procurement volume in 2012. Organizations of the United Nations system give no preferential treatment to Global Compact signatories, but strongly encourage them to subscribe to the Global Compact and support its underpinning principles.

The categorization of countries and territories used in the 2012 ASR has been revised to adhere to those used by the Statistics Division, Department of Economic and Social Affairs (DESA) of the United Nations. The report uses the following designations: developing countries, countries with economies in transition and developed countries. The designations "developing", "in transition" and "developed" are intended for statistical convenience and do not express a judgment about the stage reached by a particular country or area in the development process.

The 2012 ASR features a Thematic Supplement that focuses on a current topic in procurement. For 2012, the focus of the supplement is on balancing social, environmental and economic considerations in procurement. The supplement provides an overview of the benefits and challenges of sustainable procurement, as well as case studies and contributions from practitioners and experts globally. In the context of the renewed emphasis on sustainability in all development operations, this supplement is a timely reminder of the importance of the procurement function in this regard.

This publication has been produced by the United Nations Office for Project Services (UNOPS) on behalf of the organizations of the United Nations system. UNOPS is grateful to the United Nations organizations for their continuous support and contributions that make the publication possible. UNOPS hopes that this report provides useful information on the broad spectrum of procurement by the United Nations system. UNOPS continually strives to improve and refine the report to better serve expectations and objectives of government stakeholders, donors, the business community and United Nations organizations.<sup>2</sup>

---

<sup>1</sup> See <http://www.unglobalcompact.org/>

<sup>2</sup> The 2012 Annual Statistical Report is available online at <https://www.unops.org/Info/annual-statistical-report-UN-sustainable-procurement.aspx> and at <http://www.unops.org/english/whoweare/publications/Pages/Annual-Statistical-Report-UN-Procurement.aspx>

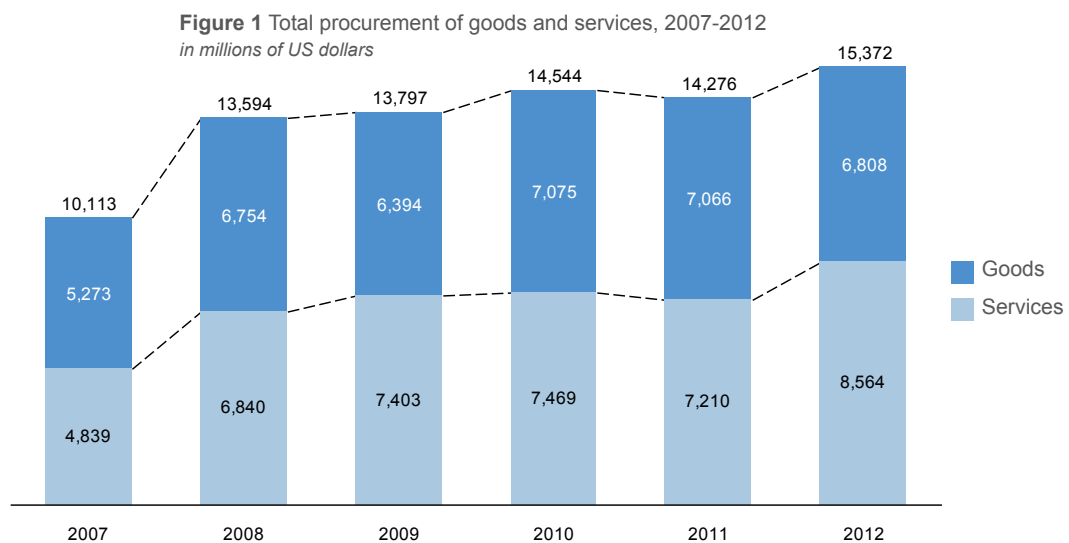
# Glossary of terms

<a href="#">All sources of UN funding</a>	Covers technical cooperation and other development assistance from regular, extra budgetary and trust funds, as well as emergency, humanitarian and peacekeeping operations.
<a href="#">Development Assistance Committee (DAC) member countries</a>	A key forum of major bilateral donors who work together to increase the effectiveness of their common efforts to support sustainable development. DAC consists of 25 member countries as well as the Commission of the European Communities.
<a href="#">Developing countries and countries with economies in transition (DC/ET)</a>	Countries for which the United Nations provides financial/technical assistance. A list of these countries is attached as Annex 2.
<a href="#">Fellowships</a>	Scholarships and study tours awarded to individuals for study and training within various operational activity programmes. Activities which do not involve individual award of a scholarship, such as group training and seminars, are not included.
<a href="#">Goods</a>	Objects of every kind and description including raw materials, products and equipment and objects in solid, liquid or gaseous form, and electricity, as well as services incidental to the supply of the goods if the value of those incidental services does not exceed that of the goods themselves.
<a href="#">International Project Personnel</a>	Experts and consultants hired internationally for technical cooperation activities.
<a href="#">National Project Personnel</a>	National personnel of all categories, including experts and consultants, hired locally for technical cooperation activities.
<a href="#">Procurement</a>	The acquisition through purchase or lease of real property, goods or other products (including intellectual property), works or services.
<a href="#">Services</a>	Work, duty or labour performed by a contractor pursuant to a contract. Rendering of services may involve the associated provision of utilities or facilities if specified in the terms of the contract. Typical examples of services include security, catering, cleaning, travel management, event management, IT services, training, freight forwarding, and consulting.

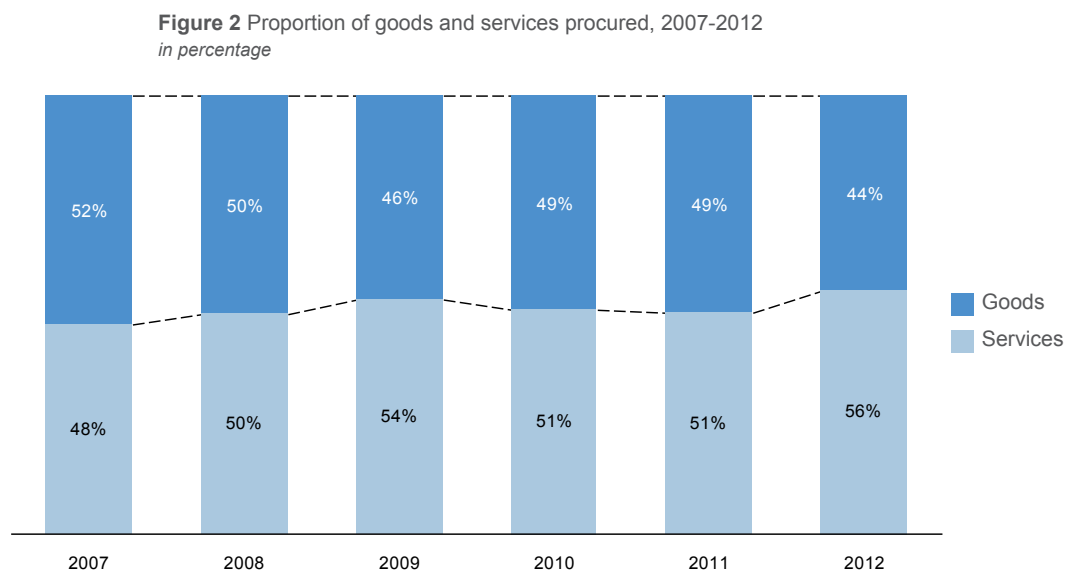
# Executive summary

## Total procurement of goods and services of the UN system

The overall procurement volume (goods and services combined) of United Nations organizations during 2012 increased to \$15.4 billion, from \$14.3 billion in 2011 – an increase of 7.7 per cent.<sup>3</sup> The total procurement of goods decreased by \$258 million, a decrease of 3.7 per cent, while procurement of services increased by \$1.4 billion, a significant increase of 18.8 per cent. Between 2008 and 2012, United Nations procurement volume increased from \$13.6 billion to \$15.4 billion, attributable to a \$54 million growth in the procurement of goods and a \$1.72 billion growth in the procurement of services for the same period.



Since 2008, the procurement of services by the United Nations system as a share of total procurement has been greater than 50 per cent. In 2012 a significant increase from 50.5 per cent in 2011 to 55.7 per cent could be observed, breaking a two year trend of decrease in share of services in total procurement volume.



<sup>3</sup>A large portion of this increase, \$798 million, is due to reporting of procurement statistics from 3 additional UN organizations.

## Ten major countries of supply to the UN system in 2012

The 10 major countries to supply the United Nations system in 2012 included four developing countries and one country with an economy in transition (Table 1). Two developing countries, Sudan and Kenya, are new to this list in 2012, with a share of total procurement volume for 2012 of 2.8 per cent and 2.7 per cent respectively. The procurement volume of these 2 countries has risen by \$26.7 million and \$17.5 million respectively as compared to 2011. Together with Afghanistan, India and the Russian Federation, these 5 countries account for 43.9 per cent of the total procurement volume of the top 10 countries of supply. This corresponds to an increase in procurement volume from developing countries and countries with an economy in transition within the 10 major countries of 13.2 percentage points, up from 30.7 per cent in 2011.

Procurement from Sudan consisted primarily of construction materials and services and transport services. These goods and services were primarily procured by the United Nations Procurement Division (UN/PD), the World Food Programme (WFP) and the United Nations Development Programme (UNDP).

Procurement from Kenya included food supplies, fuels and oils, building materials, transport and construction services. These goods and services were primarily procured by the World Food Programme (WFP), United Nations Development Programme (UNDP) and the United Nations Procurement Division (UN/PD).

India has featured in this list since 2000, and in 2012, moved up as the second largest country of supply to the United Nations system, with a 5.7 per cent share of total United Nations procurement volume and an increase of 0.6 percentage points over the previous year. Procurement from India included vaccines, pharmaceuticals, medical equipment, food supplies, consulting and IT services procured primarily by the United Nations Children's Fund (UNICEF), the World Food Programme (WFP) and the Pan American Health Organization (PAHO).

Afghanistan is now the third largest country to supply the United Nations system, and is figured on this list for the fourth consecutive year. Procurement from Afghanistan consisted primarily of construction, demining and security services executed with national contractors by the United Nations Development Programme (UNDP) and United Nations Office for Project Services (UNOPS).

The Russian Federation's share of total procurement volume in 2012 was 2.6 per cent of the United Nations system overall procurement volume representing a decrease of 1.6 percentage points over 2011. Procurement from the Russian Federation consisted primarily of air charter and operations services as well as food supplies. These were primarily procured by the United Nations Procurement Division (UN/PD) and the World Food Programme (WFP) respectively.

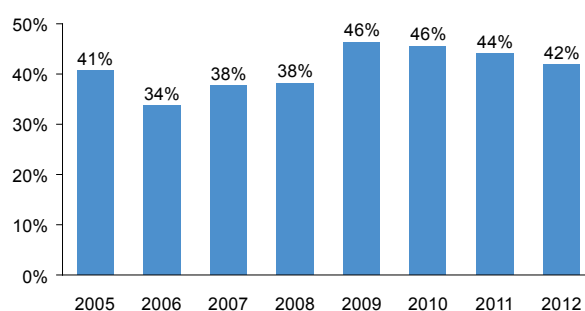
**Table 1** Top 10 countries supplying the United Nations system in 2012  
in millions of US dollars and percentage

Countries	Goods \$ Million	Services \$ Million	Total \$ Million	% of Total
United States of America	449.5	1,048.5	1,498.0	9.7%
India	772.1	103.2	875.3	5.7%
Afghanistan	54.6	637.9	692.5	4.5%
Switzerland	257.4	353.7	611.1	4.0%
Belgium	563.4	46.4	609.7	4.0%
France	349.2	96.4	445.6	2.9%
United Kingdom	251.4	186.3	437.7	2.8%
Sudan	202.1	229.4	431.5	2.8%
Kenya	93.6	322.7	416.3	2.7%
Russian Federation	49.8	353.2	403.0	2.6%
<b>Top 10 Total</b>	<b>3,043.1</b>	<b>3,377.6</b>	<b>6,420.7</b>	<b>41.8%</b>
<b>Grand Total</b>	<b>6,807.6</b>	<b>8,564.5</b>	<b>15,372.1</b>	<b>100.0%</b>



For the third year in a row, the share of the top ten countries of supply to the United Nations in the total procurement volume has declined. Between 2010 and 2012 the percentage share has declined by 4.6 percentage points, indicating a reduction in the concentration of United Nations procurement spend within the primary supplier countries, representing a continued widening of supply sources (Figure 3).

**Figure 3** Share of total procurement volume of the top 10 countries to supply the United Nations system, 2005 – 2012  
in percentage



**Table 2** Procurement by United Nations organizations and share of procurement from developing countries and countries with economies in transition, in 2011 and 2012  
in millions of US dollars and percentage

Agency	2011				2012			
	Goods \$ Million	Services \$ Million	Total \$ Million	DC(%) <sup>4</sup>	Goods \$ Million	Services \$ Million	Total \$ Million	DC(%) <sup>4</sup>
ESCAP	4.4	7.1	11.5	83.2%	1.8	3.9	5.7	92.4%
ESCWA	1.4	1.4	2.8	65.0%	3.6	1.3	4.9	69.5%
ECLAC	2.8	12.2	15.0	88.9%	2.1	4.0	6.1	82.8%
FAO	78.3	56.9	135.1	41.2%	39.1	47.4	86.5	30.7%
IAEA	69.0	94.1	163.1	15.4%	57.4	109.4	166.8	7.9%
IFAD	1.2	46.4	47.6	10.8%	1.2	44.4	45.6	9.9%
ILO	14.3	79.2	93.5	33.0%	8.2	108.2	116.4	30.1%
ITC	1.0	11.9	12.9	93.2%	0.6	11.2	11.8	95.7%
ITU	No data received				4.0	27.4	31.4	0.4%
OPCW	2.7	6.3	9.0	0.1%	2.5	8.4	10.9	1.9%
PAHO	593.2	13.4	606.7	33.3%	625.0	9.9	634.9	22.4%
UNDP	652.0	2039.9	2692.0	78.5%	761.7	2412.2	3173.9	78.5%
UNECA	17.2	5.4	22.6	33.0%	12.6	5.3	17.9	34.8%
UNESCO	23.9	121.0	144.9	62.2%	11.1	109.9	121.1	57.7%
UNFPA	148.8	213.5	362.4	60.5%	215.4	119.9	335.2	45.3%
UNHCR	264.7	270.4	535.1	60.0%	284.4	277.7	562.1	64.4%
UNICEF	2153.6	0.0	2153.6	39.0%	1870.1	587.0	2457.2	48.5%
UNIDO	47.8	38.2	86.0	44.2%	35.9	91.4	127.3	69.7%
UN/PD	1073.9	2099.9	3173.8	54.0%	1044.3	1827.4	2871.7	56.8%
UNOG	24.0	86.2	110.2	0.9%	11.7	76.0	87.7	2.8%
UNON	24.3	82.8	107.1	52.7%	15.4	28.1	43.5	52.2%
UNOPS	318.3	460.0	778.3	73.0%	247.1	492.6	739.7	72.0%
UNOV	5.2	9.6	14.8	23.3%	4.4	6.2	10.5	14.6%
UNRWA	141.2	140.8	282.0	86.5%	140.9	151.2	292.2	84.4%
UNU	0.0	1.1	1.1	24.3%	0.0	1.2	1.2	7.1%
UNV	0.9	15.1	16.0	1.7%	0.2	13.1	13.3	0.6%
UNWOMEN	No data received				7.0	70.2	77.2	68.8%
UPU	0.9	0.0	0.9	74.9%	0.7	0.0	0.7	100.0%
WFP	1395.1	1137.3	2532.3	76.7%	1263.1	1220.8	2484.0	76.4%
WHO	No data received				135.1	554.5	689.6	n/a <sup>5</sup>
WIPO	0.0	146.1	146.1	2.5%	0.0	127.1	127.1	3.0%
WMO	5.0	10.7	15.7	6.1%	0.9	12.6	13.5	2.6%
WTO	0.4	3.5	4.0	24.2%	0.1	4.6	4.7	7.3%
<b>Total</b>	<b>7065.6</b>	<b>7210.5</b>	<b>14276.0</b>	<b>59.7%</b>	<b>6807.6</b>	<b>8564.5</b>	<b>15372.1</b>	<b>61.7%</b>

<sup>4</sup> Indicates the percentage share of procurement from developing countries and countries with economies in transition.

<sup>5</sup> Procurement data not available by country of supplier.

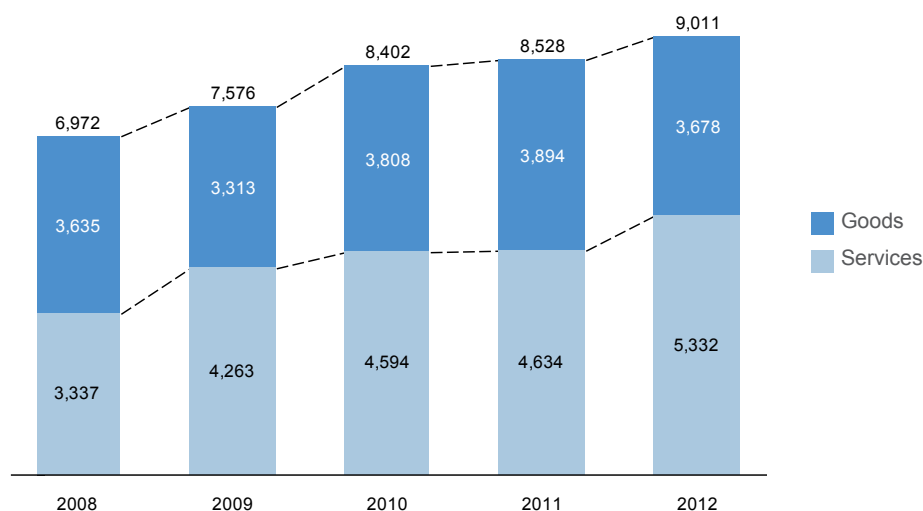
## Procurement by organizations of the UN system in 2011 and 2012

Table 2 presents the procurement volume of the organizations in the United Nations system in 2011 and 2012. Data is presented by the share from developing countries and those with economies in transition. Total procurement volume from 2011 to 2012 increased by \$1.1 billion.<sup>6</sup> Despite this increase, 19 of the 33 reporting United Nations organizations witnessed decreases in their procurement volume over the previous year. The Economic Commission for Latin America and the Caribbean (ECLAC) and the United Nations Office at Nairobi (UNON) recorded the largest decreases in terms of volume. The share of procurement from developing countries and economies in transition was 62%, two points over the previous year.

## Procurement from developing countries and countries with economies in transition

General Assembly resolution 57/279 (2005) on procurement reform (specifically paragraph six), encourages United Nations organizations to increase opportunities for suppliers from developing countries and countries with economies in transition. General Assembly resolution 61/246 (2007) (specifically paragraph 24), reiterates the request. In response, United Nations organizations have placed more orders with suppliers from these countries. The growth of such orders has steadily grown over the 2008 to 2012 period, a cumulative increase of 29.2 per cent for the same period (Figure 4). This increase represents an annual compounded growth rate of 5.3 per cent; more than double the rate of overall average procurement volume growth of 2.5 per cent annually. Procurement from developing countries and countries with economies in transition has been growing twice as fast as procurement from developed countries.

**Figure 4** United Nations procurement from developing countries and countries with economies in transition, 2008-2012  
in millions of US dollars

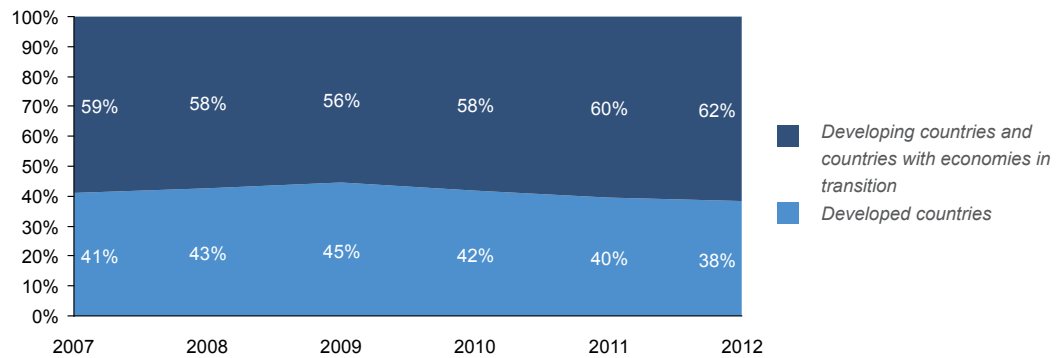


In 2012, procurement from developing countries and countries with economies in transition increased by \$483 million, further building upon the \$1.6 billion increase from 2008 to 2011. Compared to the previous year, the share of procurement from developing countries and countries with economies in transition increased from 59.7 to 61.7 per cent. The share of procurement from developed countries decreased from 39.2 per cent to 38.3 per cent. Procurement from unspecified countries was \$756 million in 2012.<sup>7</sup>

<sup>6</sup> In the 2012 ASR, 33 UN organizations reported procurement data. In the 2011 ASR, 30 UN organizations reported procurement data.

<sup>7</sup> Countries are unspecified when organizations cannot attribute the origin of the supplier in their management information systems.

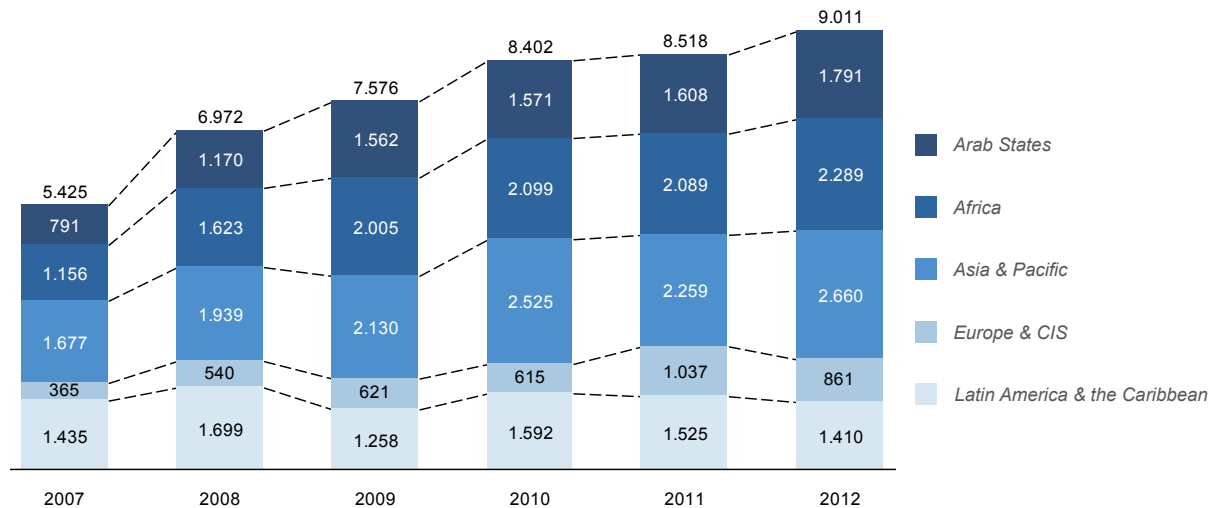
**Figure 5** United Nations procurement from developing countries and countries with economies in transition, 2007-2012<sup>8</sup>  
in percentage



## Procurement from developing countries and countries with economies in transition by region

Procurement by the United Nations system from developing countries and countries with economies in transition in the Arab, Asia and Pacific and African regions has increased from 2011 to 2012. The Asia and Pacific regions experienced an increase of \$397 million in their share of procurement by the United Nations organizations in 2012. Notably, countries within the European, the Commonwealth of Independent States, the Latin American and Caribbean regions have experienced a decrease of \$300 million in UN procurement across the region from 2011 to 2012. It is the second year in a row where developing countries and countries with economies in transition within the Latin American and Caribbean region have experienced a decrease.

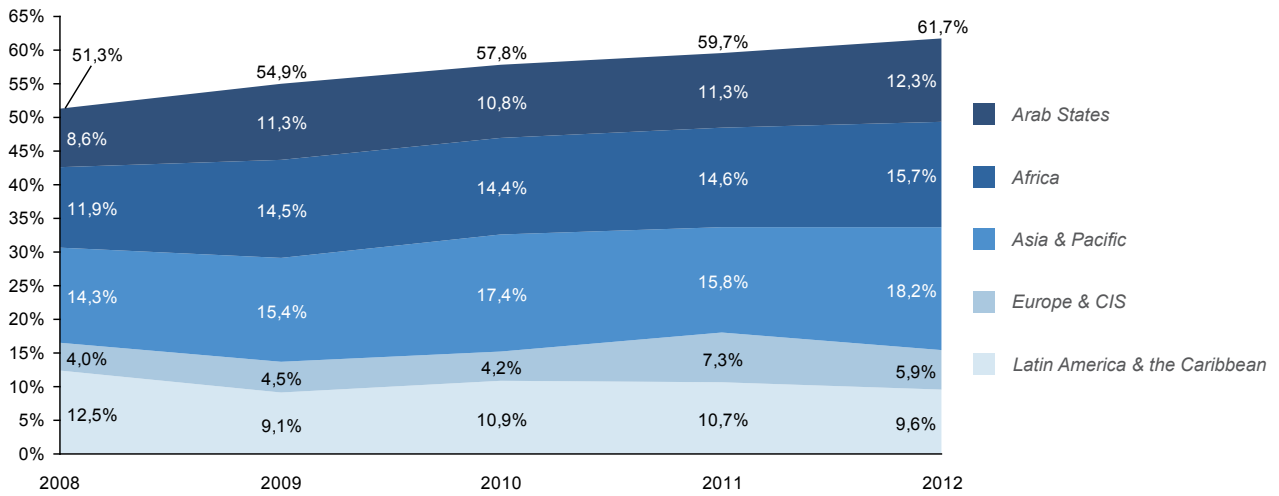
**Figure 6** United Nations procurement from developing countries and countries with economies in transition by region, 2007-2012  
in millions of US dollars



Overall, developing countries and countries with economies within the Latin American, Caribbean, European and CIS regions have seen a decline in share of the United Nations procurement volume. This is offset by an increase in percentage share of developing countries and countries with economies within the Arab, African and Asia and Pacific regions (Figures 6 and 7).

<sup>8</sup> Only considers data where country of supplier is known.

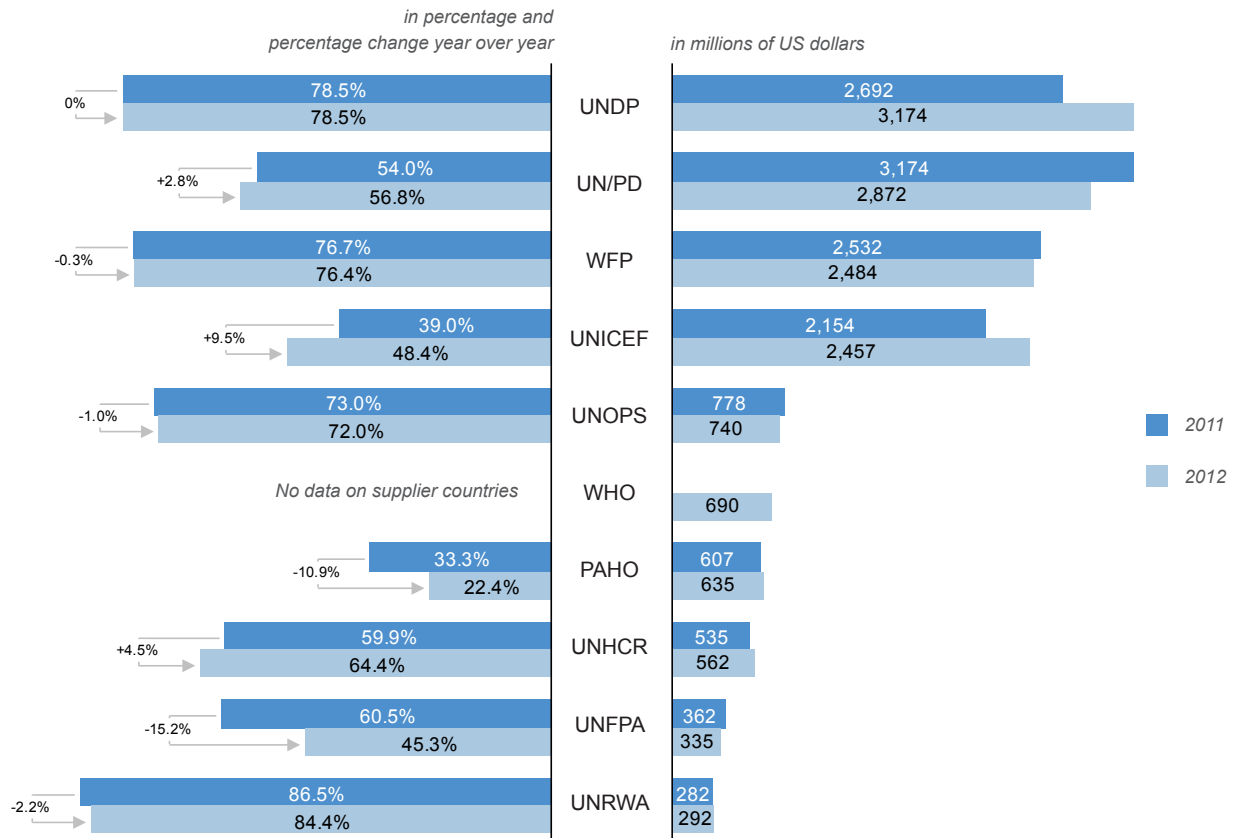
**Figure 7** United Nations procurement from developing countries and countries with economies in transition by region, 2008-2012 in percentage



### Procurement from developing countries and countries with economies in transition by largest UN organizations

Figure 8 displays the percentage of procurement volume by the ten largest United Nations organizations, which as a group represented 93 per cent of the overall procurement volume of the UN system. The figure also shows the share of procurement from developing countries and countries with economies in transition in 2012 and the percentage point change over the previous year. Organizations are listed in descending order by total procurement volume. For UNFPA, there was a large increase in procurement of contraceptives in 2012, for which the major suppliers are based in developed countries, hence reducing procurement from developing and transitional countries.

**Figure 8** Procurement of organizations of the United Nations system from developing countries and countries with economies in transition, in 2011 and 2012



## Top 20 developing countries and countries with economies in transition supplying UN organizations

In total, procurement of goods and services from the top 20 developing countries and countries with economies in transition represents 37.1 per cent of overall United Nations procurement volume, a decrease of 1.4 percentage points over the previous year. For a detailed overview of procurement volume trends, types of goods and services procured, as well as United Nations organizations shares for each of the countries listed in Table 3, please refer to the procurement profiles of these countries available from page 42 onwards.

**Table 3** Top 20 developing countries and countries with economies in transition supplying United Nations operations in 2012  
in millions of US dollars and percentage

Countries	Goods \$ Million	Services \$ Million	Total \$ Million	% of Total
India	772.1	103.2	875.3	5.7%
Afghanistan	54.6	637.9	692.5	4.5%
Sudan	202.1	229.4	431.5	2.8%
Kenya	93.6	322.7	416.3	2.7%
Russian Federation	49.8	353.2	403.0	2.6%
United Arab Emirates	256.0	113.0	369.0	2.4%
Argentina	145.5	181.6	327.0	2.1%
Pakistan	120.6	130.0	250.6	1.6%
Ethiopia	84.1	128.9	213.0	1.4%
Brazil	31.9	171.9	203.9	1.3%
Indonesia	117.5	58.9	176.4	1.1%
Jordan	53.1	122.0	175.1	1.1%
China	76.2	96.5	172.7	1.1%
South Africa	82.9	84.7	167.6	1.1%
Panama	93.7	72.3	166.0	1.1%
Democratic Republic of the Congo	40.3	117.0	157.3	1.0%
Ukraine	21.3	120.0	141.3	0.9%
Uganda	40.3	88.6	129.0	0.8%
Peru	45.8	80.5	126.3	0.8%
Turkey	90.0	25.3	115.3	0.7%
<b>Top twenty</b>	<b>2,471.5</b>	<b>3,237.5</b>	<b>5,709.1</b>	<b>37.1%</b>
<b>Total</b>	<b>6,807.6</b>	<b>8,564.5</b>	<b>15,372.1</b>	<b>100.0%</b>

## United Nations procurement and the Global Compact

The organizations of the UN system, in cooperation with their suppliers, are increasingly trying to “buy for a better world”. This involves looking beyond simple economic parameters to make decisions based on life-cycle costs and associated environmental and social implications. This also involves helping suppliers, especially in the developing world, become more efficient and competitive in larger markets.

For the sixth consecutive year, the 2012 ASR features an analysis of the participation of suppliers to the UN system in the world’s largest global corporate citizenship initiative, the United Nations Global Compact. The United Nations strongly encourages its suppliers to support the Global Compact and its principles.<sup>9</sup>

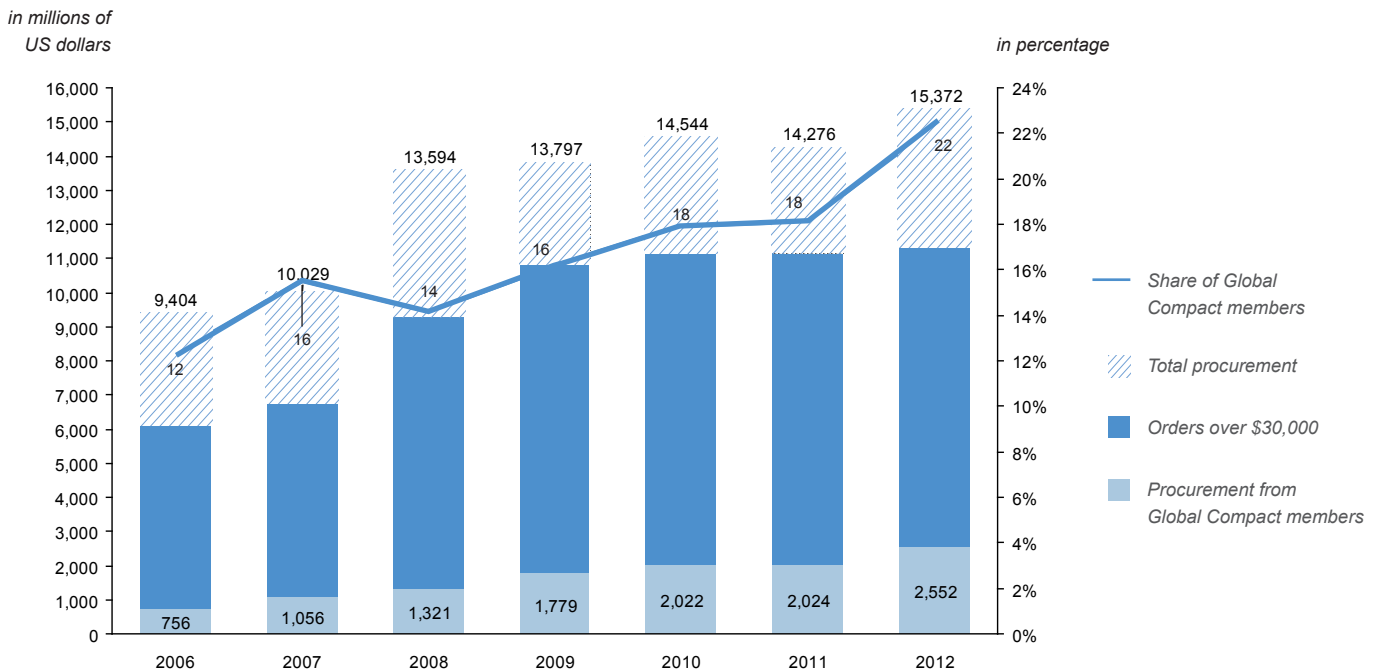
In 1999, the United Nations Secretary General Kofi Annan challenged the business leaders gathered at the World Economic Forum to promote greater social and environmental responsibility in their business activity. He offered them a new compact of shared values and principles, to give a human face to the global market: the Global Compact.

The Global Compact is a framework for businesses that are committed to aligning their operations and strategies with ten universally accepted principles in the areas of human rights, labour, the environment and anti-corruption. As the world’s largest global corporate citizenship initiative, the Global Compact is a voluntary initiative, a learning dialogue and a platform for action.

## Procurement from Global Compact members as a percentage of orders larger than \$30,000

In 2012, the share of procurement from Global Compact members shows a significant increase over previous years, reaching an estimated 22.3%. This data is based on a detailed analysis of all large orders, i.e. orders larger than \$30,000.

**Figure 9** Share of procurement from Global Compact members in overall procurement volume, 2006-2012 (based on orders larger than \$30,000)

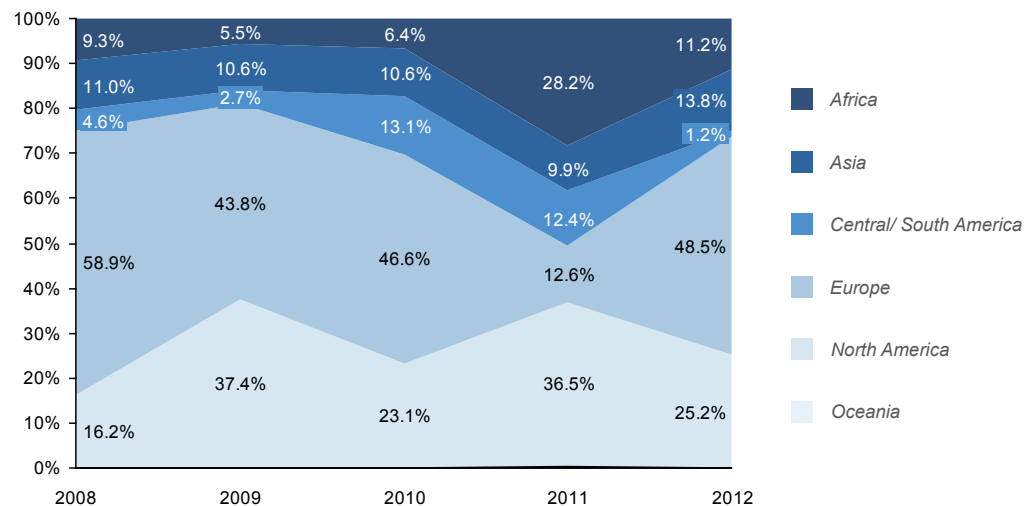


<sup>9</sup>Being a signatory to the United Nations Global Compact does not provide a company preferential treatment throughout a procurement process. The procurement process as applied by UN organizations ensures that all prospective bidders are treated equally, fairly and in a transparent manner.

## Global Compact members geographical distribution

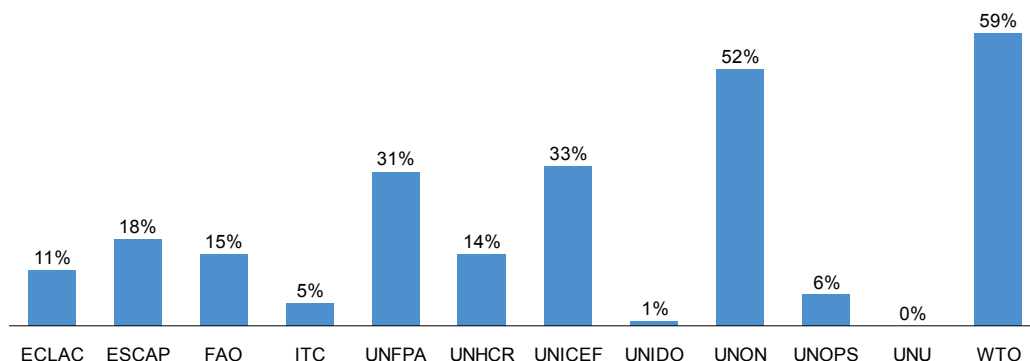
Suppliers to the UN system located in the northern hemisphere still account for a larger share of UN procurement volume from Global Compact members. Europe and North America, where most developed countries are situated, present in fact the highest share of Global Compact members in the UN system's supplier base. This is in line with the average from previous years, with a measured upward trend for suppliers from Africa, Asia and Central/South America, whose share has risen from the 21% baseline in 2006 to 26% in 2012. In 2011 Global Compact members from Africa, Asia and Central/South America had an exceptional year, reaching a share of 50% of the total supply by Global Compact members to the UN system. When discounting the peak in 2011, 2012 values are consistent with previous years. Participation of suppliers from Oceania continues to be limited.

**Figure 10** Regional breakdown of Global Compact members supplying the United Nations, 2008-2012  
in percentage



Participation of suppliers from the reporting organizations in the United Nations Global Compact has been analyzed. Procurement statistics on orders of \$30,000 or more have been crossed with the list of Global Compact participants per organization. The result shows a quite diverse level of participation among organizations of the UN system. However, it should be considered that year on year statistical variations measured in percentages can be significant especially in those organizations with a comparatively smaller procurement volume (Figure 11).

**Figure 11** Share of overall procurement spend with Global Compact members in 2012  
in percentage



# Sustainability reporting in the UN System

The United Nations system has an impact on the economic, environmental and social fabric where it conducts its operations. Acknowledging this, the UN has committed to achieving climate neutrality and overall environmental sustainability and is pursuing this goal with a system-wide initiative since 2009.

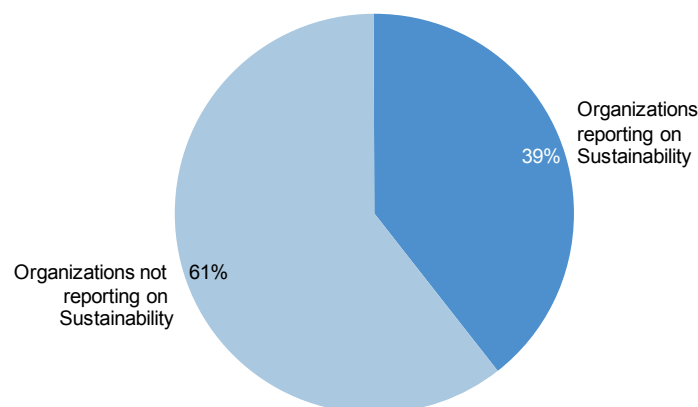
Openness and transparency on the way UN operations are managed and how donor funds are employed are in the best interest of UN stakeholders and the international community. For these reasons, a sustainability reporting system has been introduced.

For the fifth consecutive year, the Annual Statistical Report on Procurement contains a section on sustainability reporting, focusing on two key areas of sustainability performance for the UN:

- Sustainable procurement, and
- Sustainable office management.

Out of the 33 organizations of the UN system that returned statistical information for 2012, 13 provided (in whole or in part) information on their sustainability performance, a slight increase over the previous year. Despite the difficulties in collecting information on sustainability factors, the reporting organizations have shown a good level of quality in their reports, reflecting an increased internal commitment to sustainability and a growing interest in sharing best practices in sustainable procurement activities.

**Figure 12** Sustainability reporting among United Nations organizations in 2012  
*in percentage*



## From vision to implementation: Description of measures by organization

As far as the framework for sustainable procurement is concerned, the report reflects the progress made by some sustainability leaders in the UN system.

- UNHCR adopted a sustainable procurement policy. UNFPA has it planned for 2013. At UNOPS, sustainable procurement is key to the newly adopted procurement strategy.
- Similar to a sustainable procurement policy, the International Bureau of UPU developed a financial regulation for their own procurement which explains that “the tenders and procurement committee shall examine the bids and satisfy itself that they really correspond to the needs described in the specifications and shall select the supplier deemed to have made the most acceptable bid from the point of view of price, quality and the obvious interest of the UPU and sustainable development”.
- ECLAC initiated the implementation of a sustainable procurement programme. The WTO planned this for 2013. To increase energy efficiency and reduce energy consumption, the WTO undertook internal communication actions by recommending staff to take measures towards neutralizing the organizations carbon footprint.
- Sustainable procurement training is also reaching more UN staff: 20% of relevant staff are trained at UNFPA, the same figure being 20% in UNOPS, 50% in ECLAC, and 100% in UPU.



UN organizations continue to demonstrate best practice cases:

- In 2012, UNIDO procured 8 million 100% recycled reams of paper. UNICEF Supply Division and UNFPA in Copenhagen also procure fully recycled paper for their office use.
- In FAO, ITC and ECLAC, the UN Sustainable Procurement Product Guidelines are regularly applied for the purchase of relevant goods. In 2012 FAO followed the UN Sustainable Procurement Guidelines to the following extent: 70% for cleaning products & services, 60% for office furniture, and 100% for freight forwarding.
- ECLAC, UPU, UNIDO and FAO reported that 100% of their electricity in headquarters and other main offices comes from renewable energy sources.
- The sustainability commitment of suppliers has also been analyzed. UNIDO, UNICEF and ITC reported that 100% of their suppliers adhered to their sustainable procurement policy code of conduct for contracts above \$30,000. For similarly sized contracts, UNICEF reported that 71% the suppliers they work with have a “green policy” and a written statement of their policy on human rights and fundamental rights at work. Furthermore, UNICEF reports that 77% of their suppliers have an SA8000 or equivalent certification, which demonstrates their commitment for decent workplaces.
- The Chartered Institute of Purchasing and Supply’s (CIPS), one of the world’s leading procurement and supply chain professional bodies, assessed UNOPS sustainable procurement performance. UNOPS achieved a Silver Certificate, confirming that UNOPS has sound sustainable procurement policies and practices sustainable procurement.

### Environmental performance

The use of resources and materials and the production of office waste have also been explored within the theme of environmental office performance. This is an area that intersects with sustainable procurement for administrative functions, and with the carbon neutrality goal of the UN System. The number of agencies which have been able to report on 2012 water consumption, waste production and electricity consumption has slightly decreased compared to 2011 reporting exercise.

Figure 13 illustrates water consumption in relation to the number of office occupants across the following eight reporting agencies.

**Figure 13** Water consumption by United Nations organizations, in 2011 and 2012  
in m<sup>3</sup>/occupant

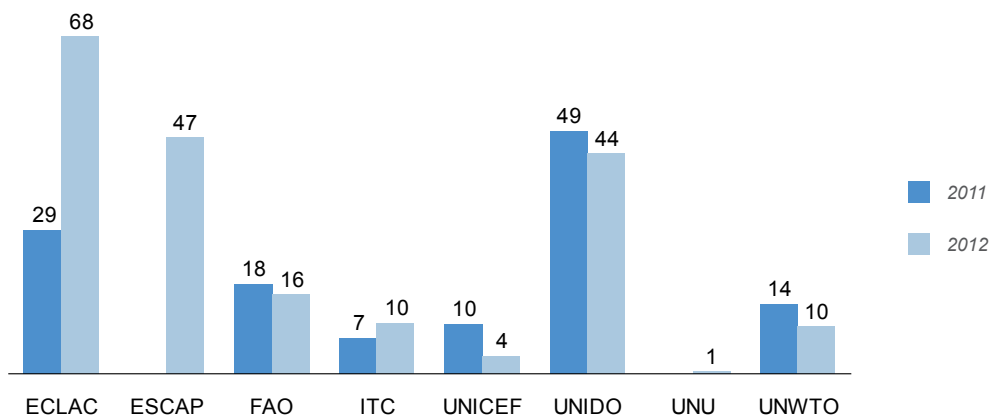


Figure 14 shows the level of energy consumption per office occupant across nine reporting agencies.

**Figure 14** Energy consumption by United Nations organizations, in 2011 and 2012  
in kWh/occupant

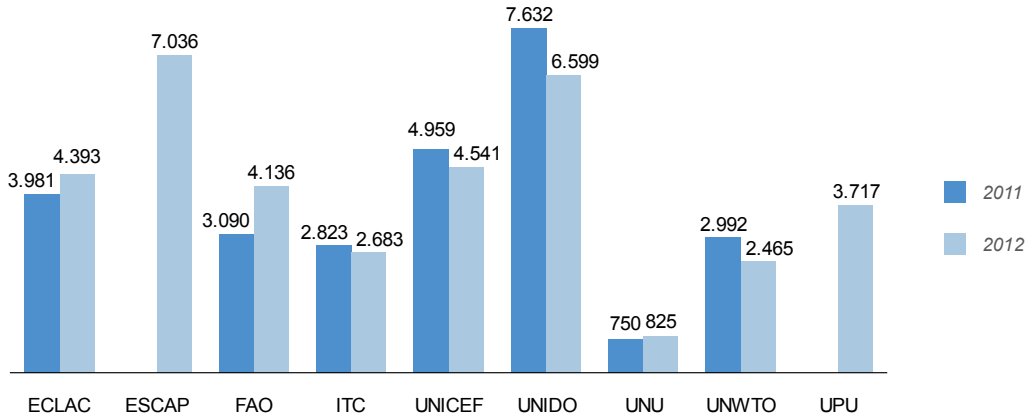
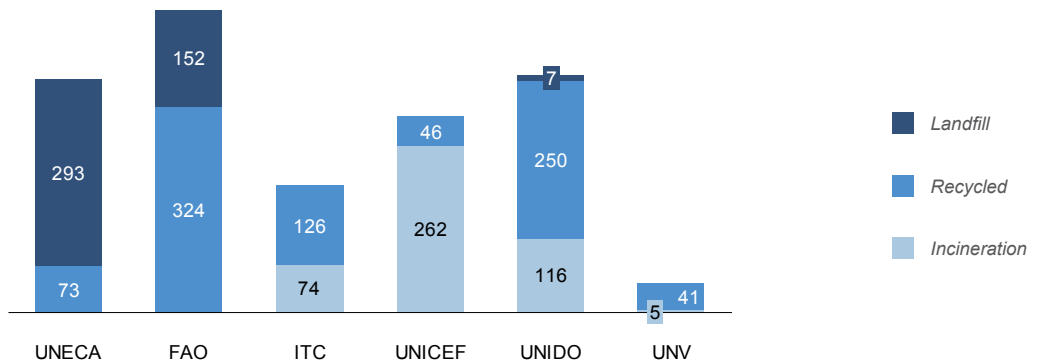
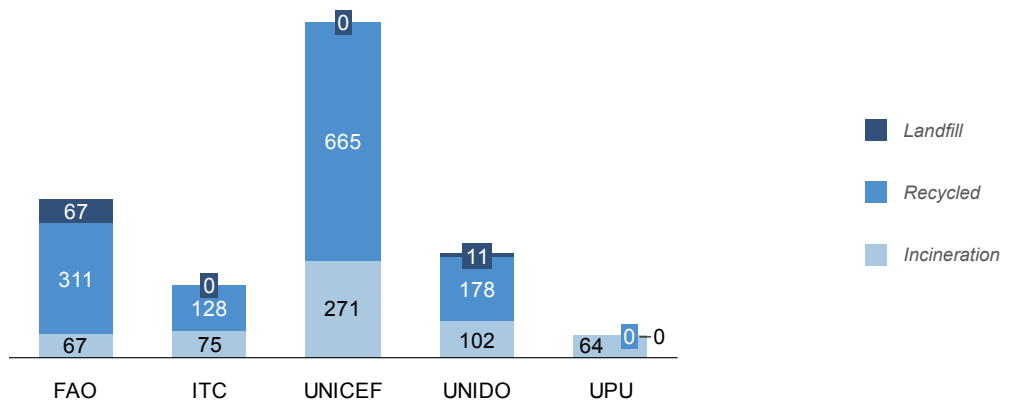


Figure 15 on waste production and management, provides information not only on the amount of waste produced (in kilogram per office occupant), but also on the disposal system where figures exist for 2011 and 2012. Reporting on waste production and disposal method remains a challenge for the majority of participating organizations. According to the waste hierarchy, recycling is the most favoured option, followed by energy recovery (incineration) with disposal in landfill being the least favoured option. For 2012, organizations reported a growing share of recycling as disposal method.

**Figure 15** Waste production and management by United Nations organizations, in 2011  
in kg/occupant



**Figure 16** Waste production and management by United Nations organizations, in 2012  
in kg/occupant



---

# About the report

## Background

The first annual statistical report on procurement by UN agencies in respect of operational activities, prepared by the Inter-Agency Procurement Services Office (IAPSO) of the United Nations Development Programme, was submitted to the 39th session of the General Assembly (Doc. A/39/417) in 1984. By resolution 39/220 the General Assembly established the need for recurrent reporting of such information on operational activities and encouraged organizations of the UN system to cooperate with IAPSO in this important exercise. Since 2008 the report has been compiled by the United Nations Office for Project Services (UNOPS) as a result of the partial merger between UNOPS and IAPSO in 2008.

## Methodology

The statistical data on procurement of goods and services and the personnel components for operational activities are requested from UN organizations. To facilitate collection and compilation of the large amount of rich data, UNOPS provides pro-forma tables available from the UNGM website, together with instructions for completing the reporting requirements.

The 2012 report compiles information supplied by 33 UN organizations in total (of which all provided procurement data and six provided personnel data). UNOPS relies on the participating UN organizations in the compilation and reporting of the statistics.

The data in the category goods is based on country of supplier; the data in the category services is based on country of contractor. Moreover, purchase orders and contracts for services are reported by contract amount and not by expenditures incurred. Many UN organizations cannot report data based on country of origin of goods, or on actual expenditures at the present time.

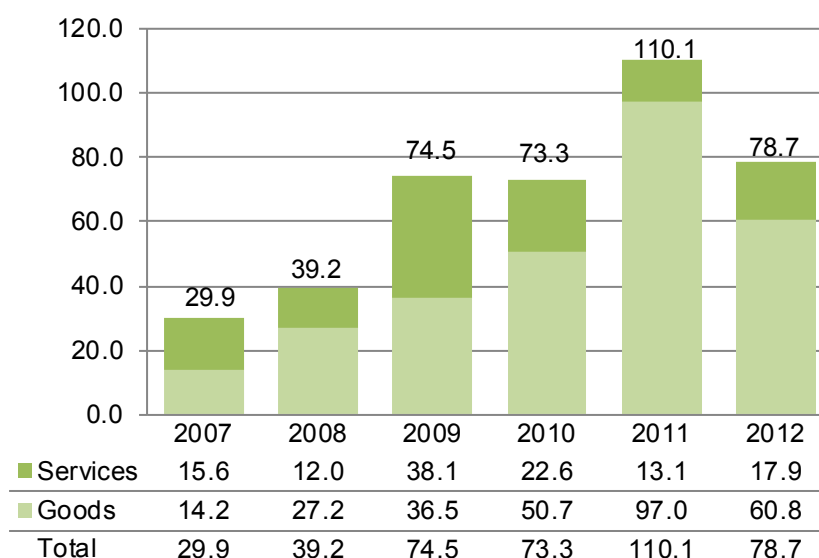


# Procurement profiles of the DAC member countries

## AUSTRALIA

Share of Total Procurement Value 2012  
**Goods & Services**  
 UN SYSTEM USD 78.7 mill. 0.5%

### 1. Procurement Trend (\$ Million)



### 2. Procurement by Agency of Goods & Services (\$ Million)

UN/PD	49.14
UNDP	10.06
WFP	7.28
UNICEF	4.83
UNHCR	2.40
PAHO	1.76
UNWOMEN	0.82
UNOPS	0.59
UNESCO	0.51
UNFPA	0.38
IAEA	0.31
WIPO	0.18
FAO	0.13
OTHER	0.28

**TOTAL 78.69**

### 3. Commonly Procured Goods & Services

#### Goods

- Fuels and Oils
- Food Supplies
- Telecommunications Equipment
- Laboratory and Medical Equipment
- Mine Action Equipment

#### Services

- Transport and Logistic Services
- Rental and Leasing Services
- General Project Management
- Translation Services
- Training Services

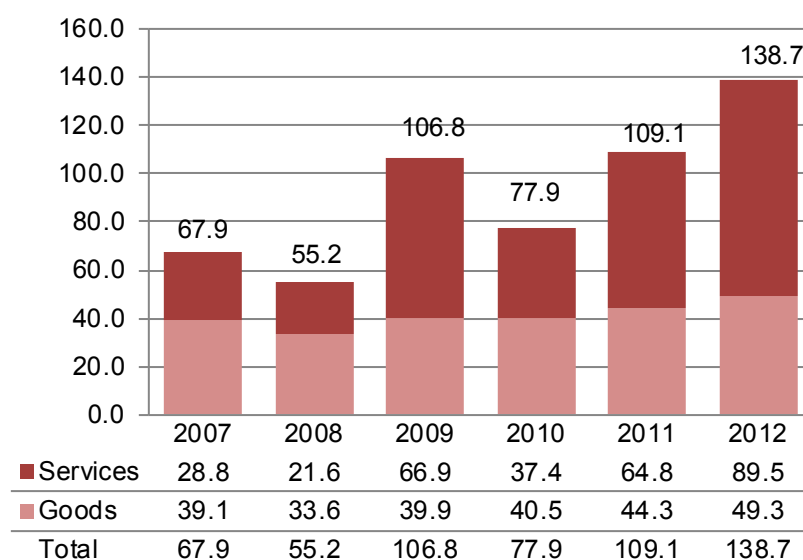
## AUSTRIA

## Share of Total Procurement Value 2012

## Goods &amp; Services

UN SYSTEM

USD 138.7 mill. 0.9%

1. Procurement Trend  
(\$ Million)2. Procurement by Agency of Goods & Services  
(\$ Million)

IAEA	97.60
UNDP	26.12
FAO	3.20
UN/PD	3.07
UNOV	2.98
UNIDO	2.9
ESCWA	1.18
UNICEF	0.59
UNOPS	0.32
UNHCR	0.18
UNFPA	0.17
UNESCO	0.09
ITU	0.08
UNWOMEN	0.06
UNRWA	0.06
ILO	0.06
WFP	0.05
OPCW	0.02
OTHER	0.02

**TOTAL 138.72**

## 3. Commonly Procured Goods &amp; Services

**Goods**

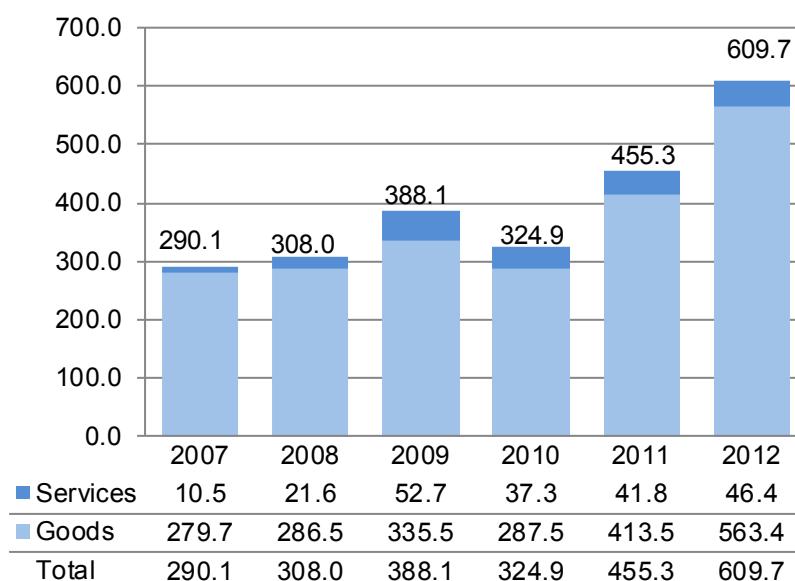
- IT Equipment
- Medical and Laboratory Equipment
- Telecommunication Equipment
- Motor Vehicles

**Services**

- Building and Construction Services
- Inter-agency Co-operation
- Industrial Cleaning Services
- Installation, Maintenance and Repairs

Share of Total Procurement Value 2012  
 Goods & Services  
 UN SYSTEM USD 609.7 mill. 3.97%

### 1. Procurement Trend (\$ Million)



### 2. Procurement by Agency of Goods & Services (\$ Million)

UNICEF	349.64
PAHO	139.89
WFP	59.85
UNHCR	13.34
UNDP	12.05
UNRWA	7.26
UNV	7.19
UN/PD	5.32
UNESCO	2.93
WTO	2.56
FAO	1.28
ILO	1.26
WIPO	1.24
IAEA	1.23
UNOPS	0.95
UNIDO	0.93
UNFPA	0.71
UNOG	0.58
OTHER	1.52

**TOTAL 609.75**

### 3. Commonly Procured Goods & Services

#### Goods

- Vaccines and Biologicals
- Shelter and Field Equipment
- Food Supplies
- Medical and Laboratory Equipment
- Pharmaceuticals

#### Services

- Insurance Services
- Transport and Logistic Services
- Communication Services
- Translation Services
- IT Services

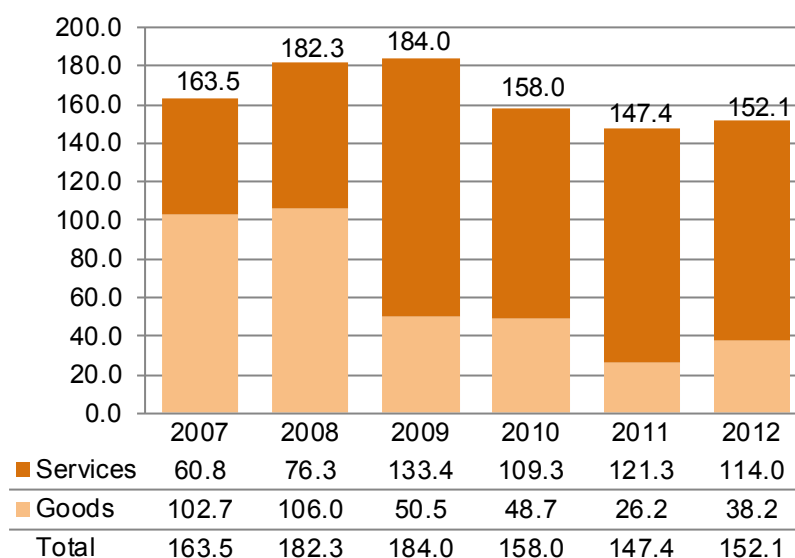
## CANADA

## Share of Total Procurement Value 2012

## Goods &amp; Services

UN SYSTEM

USD 152.1 mill. 0.99%

1. Procurement Trend  
(\$ Million)2. Procurement by Agency of Goods & Services  
(\$ Million)

UN/PD	67.44
UNDP	28.22
WFP	22.33
UNICEF	17.49
UNESCO	2.86
UNOPS	2.83
IAEA	1.95
UNWOMEN	1.73
UNHCR	1.62
ILO	1.37
UNRWA	0.89
UNOV	0.85
PAHO	0.76
UNFPA	0.56
OTHER	1.24

**TOTAL 152.15**

## 3. Commonly Procured Goods &amp; Services

**Goods**

- Furniture
- Motor Vehicles
- Safety Equipment
- Food Supplies
- Telecommunication Equipment

**Services**

- Air Charter and Operations
- Transport and Logistic Services
- Construction Services
- Auditing and Consulting Services
- IT Services



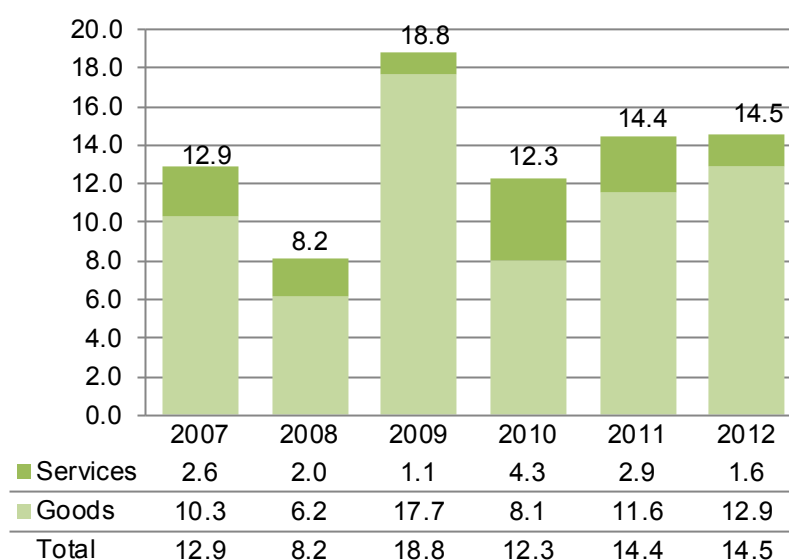
## CZECH REPUBLIC

## Share of Total Procurement Value 2012

## Goods &amp; Services

UN SYSTEM

USD 14.5 mill. 0.09%

1. Procurement Trend  
(\$ Million)2. Procurement by Agency of Goods & Services  
(\$ Million)

UN/PD	12.63
UNDP	0.77
IAEA	0.76
OPCW	0.14
UNICEF	0.10
UNHCR	0.05
UNESCO	0.03
UNFPA	0.01
OTHER	0.01
<b>TOTAL</b>	<b>14.51</b>

## 3. Commonly Procured Goods &amp; Services

**Goods**

- Motor Vehicles
- Laboratory Equipment

**Services**

- Technical Advisory Services
- IT Services
- Education Services

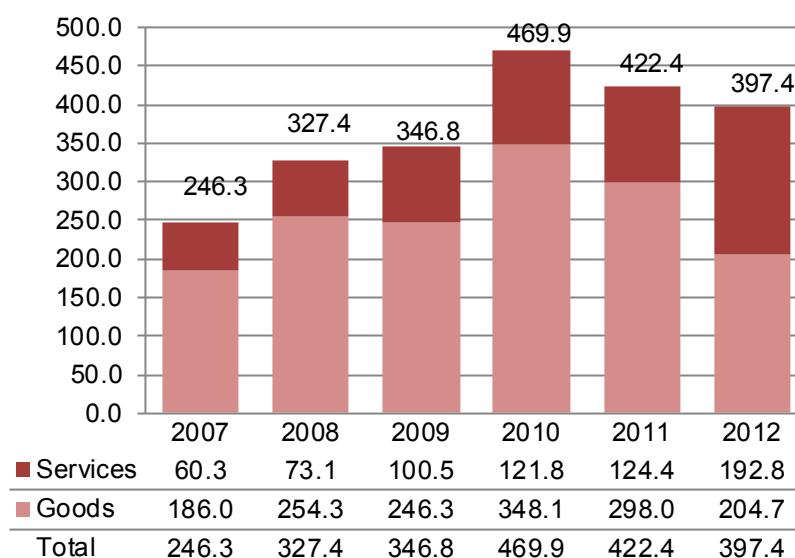
## DENMARK

## Share of Total Procurement Value 2012

## Goods &amp; Services

UN SYSTEM

USD 397.4 mill. 2.59%

1. Procurement Trend  
(\$ Million)2. Procurement by Agency of Goods & Services  
(\$ Million)

UNDP	112.84
UNICEF	109.30
UN/PD	45.58
UNHCR	37.35
UNOPS	32.20
WFP	28.71
UNFPA	16.98
PAHO	5.00
FAO	2.17
UNIDO	1.10
UNRWA	1.07
ILO	1.01
ECA	0.81
UNOV	0.66
IAEA	0.53
UNON	0.39
UNWOMEN	0.34
OTHER	1.41
<b>TOTAL</b>	<b>397.44</b>

## 3. Commonly Procured Goods &amp; Services

**Goods**

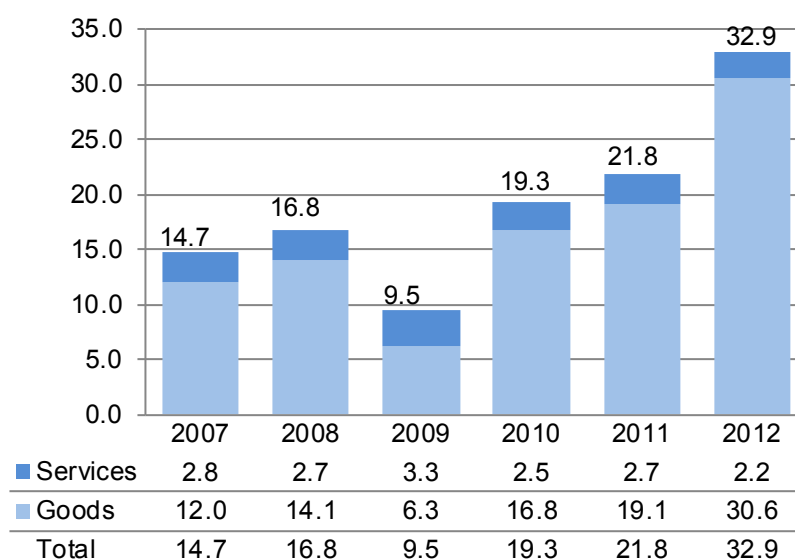
- Motor Vehicles
- Furniture
- IT Equipment and Office Supplies
- Pharmaceuticals and Vaccines
- Medical Equipment and Supplies

**Services**

- Transport and Logistic Services
- Humanitarian Aid
- Training Services
- IT Services

Share of Total Procurement Value 2012  
**Goods & Services**  
 UN SYSTEM USD 32.9 mill. 0.21%

### 1. Procurement Trend (\$ Million)



### 2. Procurement by Agency of Goods & Services (\$ Million)

UNFPA	25.06
UNDP	2.44
UNICEF	2.20
UNHCR	0.94
UN/PD	0.81
WFP	0.52
ITU	0.31
UNWOMEN	0.15
OPCW	0.14
UNOV	0.11
IAEA	0.05
UNOG	0.05
UNIDO	0.04
UNESCO	0.02
OTHER	0.01
<b>TOTAL</b>	<b>32.86</b>

### 3. Commonly Procured Goods & Services

#### Goods

- Implants
- Personal Safety and Protection Equipment
- IT Equipment
- Motor Vehicle Parts
- Therapy Planning Systems

#### Services

- Media Services
- Engineering Training Services
- IT Services

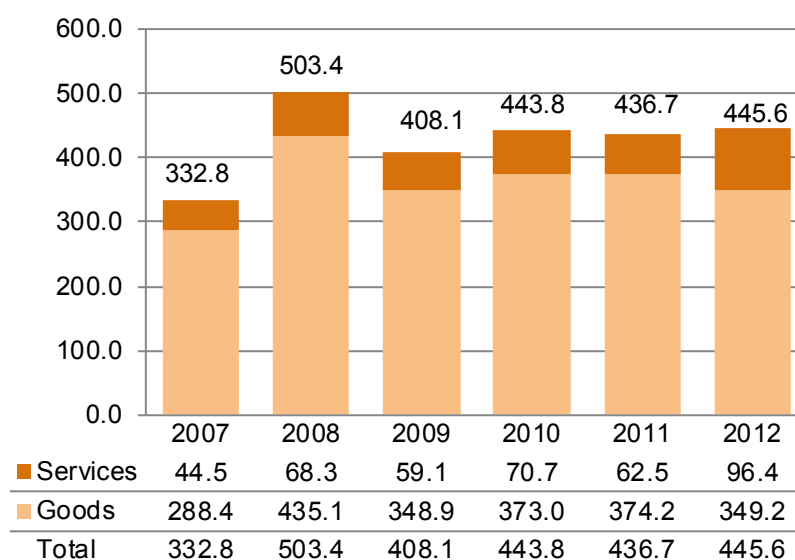
## FRANCE

## Share of Total Procurement Value 2012

## Goods &amp; Services

UN SYSTEM

USD 445.6 mill. 2.9%

1. Procurement Trend  
(\$ Million)2. Procurement by Agency of Goods & Services  
(\$ Million)

UNICEF	166.59
PAHO	101.16
WFP	74.82
UN/PD	29.78
UNDP	29.23
UNESCO	22.69
UNHCR	4.43
UNOPS	3.45
UNOG	2.32
WIPO	2.27
IAEA	2.03
ILO	1.95
FAO	1.61
UNFPA	0.71
ITU	0.69
UNWOMEN	0.49
IFAD	0.35
OTHER	1.00
<b>TOTAL</b>	<b>445.56</b>

## 3. Commonly Procured Goods &amp; Services

**Goods**

- Vaccines and Biologicals
- Food Supplies
- Motor Vehicles and Parts
- Pharmaceuticals
- Medical Equipment and Supplies

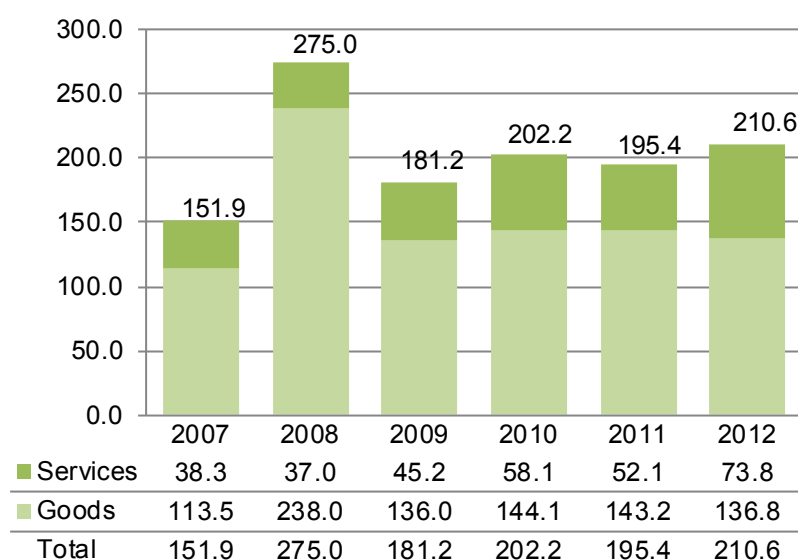
**Services**

- Transport and Logistic Services
- Cleaning Services
- Rental and Leasing Services
- Consulting Services

## GERMANY

Share of Total Procurement Value 2012  
**Goods & Services**  
 UN SYSTEM USD 210.6 mill. 1.37%

### 1. Procurement Trend (\$ Million)



### 2. Procurement by Agency of Goods & Services (\$ Million)

UN/PD	46.77
UNDP	39.39
UNFPA	32.18
UNICEF	30.28
WFP	17.18
IAEA	13.39
UNHCR	11.19
UNV	5.24
WIPO	2.90
PAHO	2.68
UNOPS	2.12
UNESCO	1.48
UNRWA	1.41
UNIDO	0.86
ILO	0.67
FAO	0.53
IFAD	0.51
UNOV	0.50
OTHER	1.33

**TOTAL 210.62**

### 3. Commonly Procured Goods & Services

#### Goods

- Food Supplies
- Contraceptives
- Safeguards Inspection Equipment
- Pharmaceuticals
- Medical and Laboratory Equipment

#### Services

- Catering Services
- Air Charter and Operations
- Transport and Logistic Services
- Telecommunication Services
- Security Services
- Management Consultancy Services

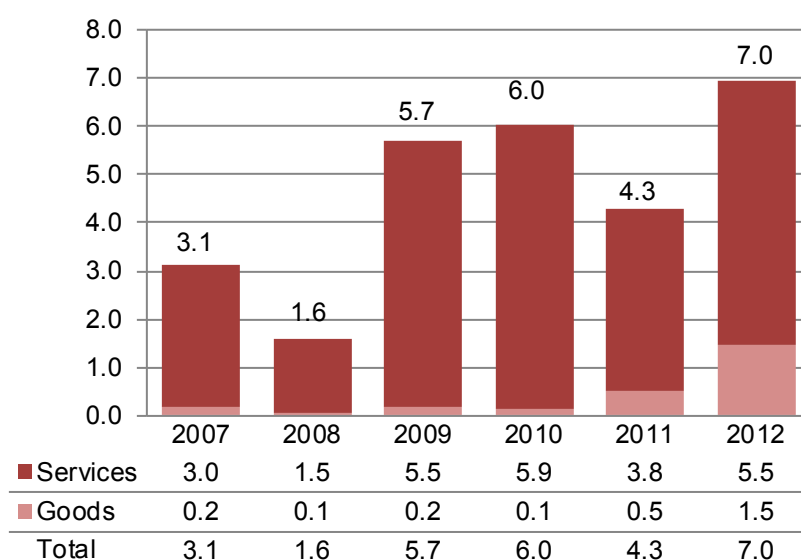
## GREECE

## Share of Total Procurement Value 2012

## Goods &amp; Services

UN SYSTEM

USD 7.0 mill. 0.05%

1. Procurement Trend  
(\$ Million)2. Procurement by Agency of Goods & Services  
(\$ Million)

WFP	3.61
UNDP	1.15
UNHCR	0.96
UNICEF	0.69
UNOPS	0.20
IAEA	0.17
UNESCO	0.10
ILO	0.03
UN/PD	0.03
UNWOMEN	0.02
OTHER	0.01
<b>TOTAL</b>	<b>6.96</b>

## 3. Commonly Procured Goods &amp; Services

**Goods**

- Security and Detection Equipment
- Office Supplies
- Radiation Detectors and Monitors

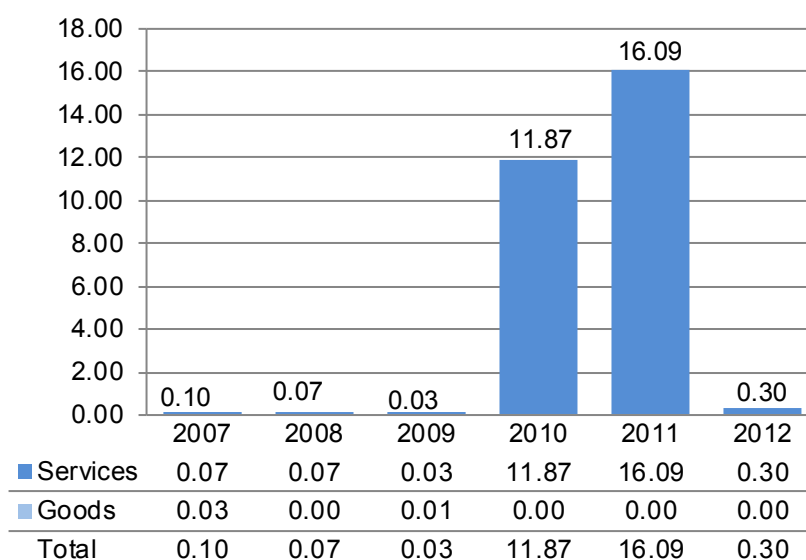
**Services**

- Transport and Logistic Services
- Waste Disposal Services
- Translation Services

## ICELAND

Share of Total Procurement Value 2012  
 Goods & Services  
 UN SYSTEM USD 0.3 mill. 0.00%

### 1. Procurement Trend (\$ Million)



### 2. Procurement by Agency of Goods & Services (\$ Million)

UNDP	0.20
UNOPS	0.08
UNWOMEN	0.02
ILO	0.00007
<b>TOTAL</b>	<b>0.30</b>

### 3. Commonly Procured Goods & Services

#### Goods

- n/a

#### Services

- Printing and Publications
- Engineering and Research Services

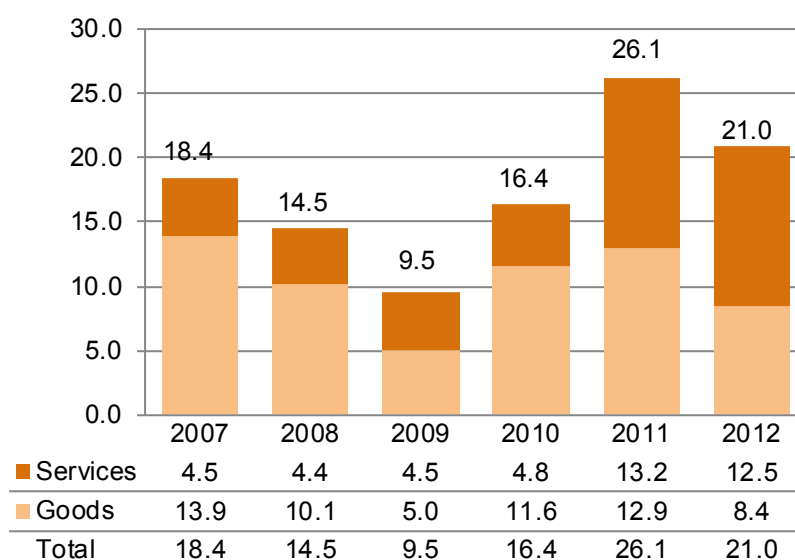
## IRELAND

## Share of Total Procurement Value 2012

## Goods &amp; Services

UN SYSTEM

USD 21.0 mill. 0.14%

1. Procurement Trend  
(\$ Million)2. Procurement by Agency of Goods & Services  
(\$ Million)

WFP	4.42
UNDP	3.57
UNHCR	3.33
UN/PD	2.62
UNICEF	2.22
ILO	1.03
UNOG	0.63
UNON	0.57
WIPO	0.50
UNOPS	0.47
ECA	0.33
ITU	0.32
ITC	0.23
UNWOMEN	0.13
PAHO	0.11
UNFPA	0.11
OTHER	0.37

**TOTAL 20.96**

## 3. Commonly Procured Goods &amp; Services

**Goods**

- Electric Motors and Generators
- IT Equipment
- Textile Materials
- Metal Goods
- Water and Sanitation Equipment

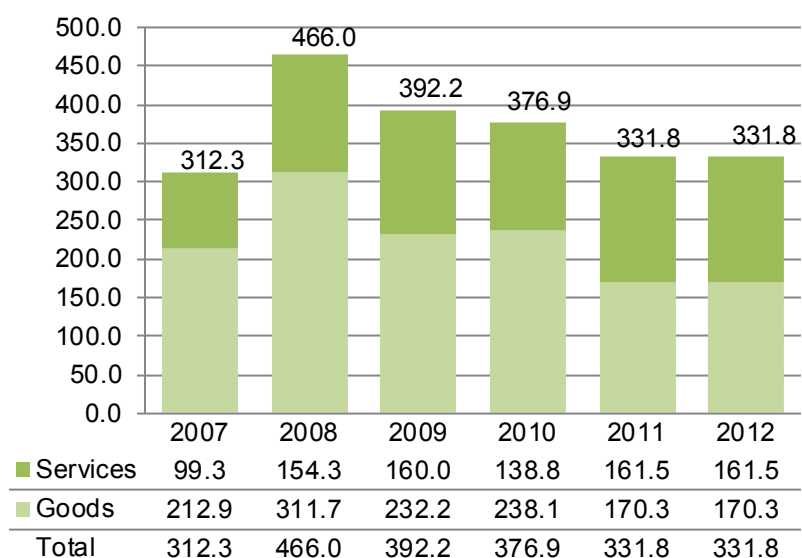
**Services**

- IT Services
- Training Services
- Telecommunication Services
- Software Maintenance and Support



Share of Total Procurement Value 2012  
**Goods & Services**  
 UN SYSTEM USD 331.8 mill. 2.16%

### 1. Procurement Trend (\$ Million)



### 2. Procurement by Agency of Goods & Services (\$ Million)

WFP	99.86
UN/DP	58.50
FAO	34.41
IFAD	25.88
UNICEF	24.68
UNDP	20.66
UNIDO	12.12
UNESCO	10.08
UNRWA	8.78
ILO	8.48
UNHCR	7.58
PAHO	6.51
IAEA	4.84
UNFPA	3.63
UNOPS	2.90
UNOG	1.10
OTHER	1.81

**TOTAL 331.81**

### 3. Commonly Procured Goods & Services

#### Goods

- Software
- Power Generation and Distribution Machinery
- Pre-fabricated Buildings
- Vaccines and Biologicals
- Construction Materials

#### Services

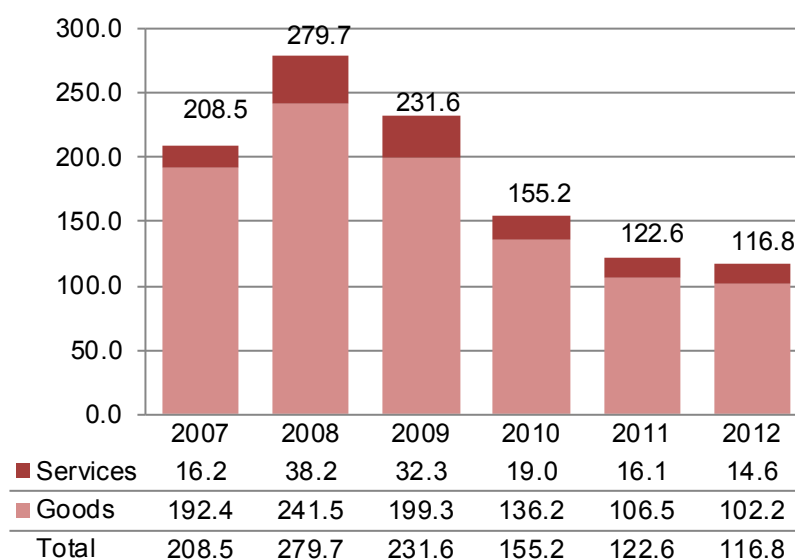
- Rental Services
- IT Services
- Inter-agency Co-operation
- Cleaning and Maintenance Services
- Transport and Logistic Services

## JAPAN

## Share of Total Procurement Value 2012

## Goods &amp; Services

UN SYSTEM USD 116.8 mill. 0.8 %

1. Procurement Trend  
(\$ Million)2. Procurement by Agency of Goods & Services  
(\$ Million)

UNOPS	43.41
WFP	24.83
UNICEF	13.87
UN/PD	10.43
UNHCR	8.23
WIPO	5.44
UNDP	5.27
UNESCO	1.37
IAEA	1.32
PAHO	0.91
UNU	0.61
FAO	0.34
UNFPA	0.22
UNWOMEN	0.22
OTHER	0.31

**TOTAL 116.78**

## 3. Commonly Procured Goods &amp; Services

**Goods**

- Motor Vehicles
- Motorcycles
- Motor Vehicle Parts and Accessories
- Vaccines and Biologicals
- Laboratory Equipment

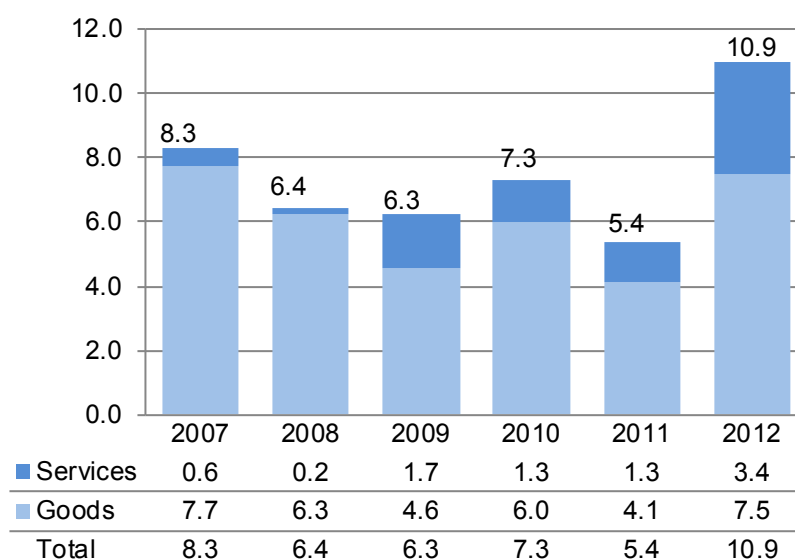
**Services**

- Financial and Insurance Services
- Rental and Leasing Services
- Radioactive Material Disposal
- Transport and Logistic Services
- Technical Advisory Services

## LUXEMBURG

Share of Total Procurement Value 2012  
 Goods & Services  
 UN SYSTEM USD 10.9 mill. 0.07%

### 1. Procurement Trend (\$ Million)



### 2. Procurement by Agency of Goods & Services (\$ Million)

UNICEF	7.11
ILO	1.11
UNHCR	0.69
UNDP	0.69
UNESCO	0.37
WFP	0.34
IFAD	0.13
ITU	0.11
FAO	0.08
UNOG	0.06
ITC	0.06
UNFPA	0.06
UNOPS	0.04
OTHER	0.10

**TOTAL 10.94**

### 3. Commonly Procured Goods & Services

#### Goods

- Cold Chain Equipment
- Storage Machinery and Accessories

#### Services

- Research Services
- Printing Services
- Rental and Leasing Services
- IT Services

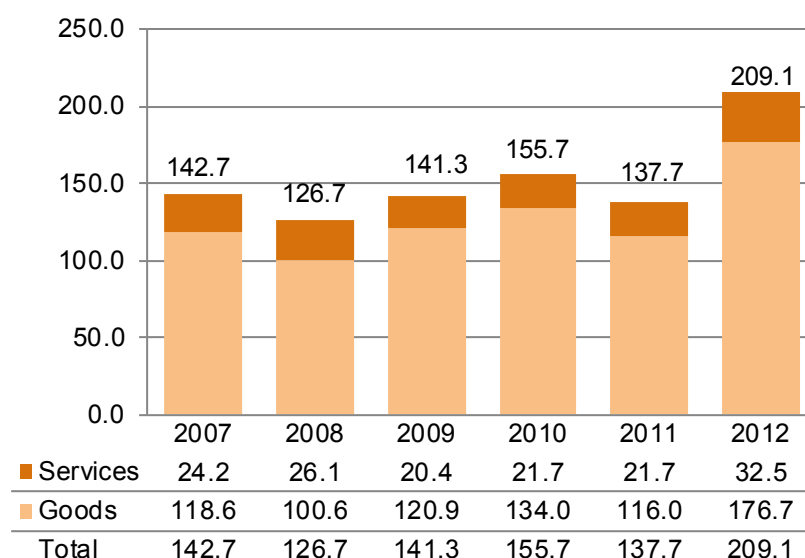
## NETHERLANDS

## Share of Total Procurement Value 2012

## Goods &amp; Services

UN SYSTEM

USD 209.1 mill. 1.36%

1. Procurement Trend  
(\$ Million)2. Procurement by Agency of Goods & Services  
(\$ Million)

UNDP	52.58
UNFPA	46.07
PAHO	35.75
UN/PD	16.64
UNRWA	10.66
UNICEF	10.57
WFP	8.82
OPCW	8.68
UNHCR	5.95
UNOPS	3.08
FAO	2.84
IAEA	2.36
UNIDO	1.53
UNESCO	0.97
ILO	0.53
UNOG	0.44
OTHER	1.66

**TOTAL 209.12**

## 3. Commonly Procured Goods &amp; Services

**Goods**

- Medical Equipment
- Pharmaceuticals
- Vaccines
- Laboratory Equipment
- Food Supplies

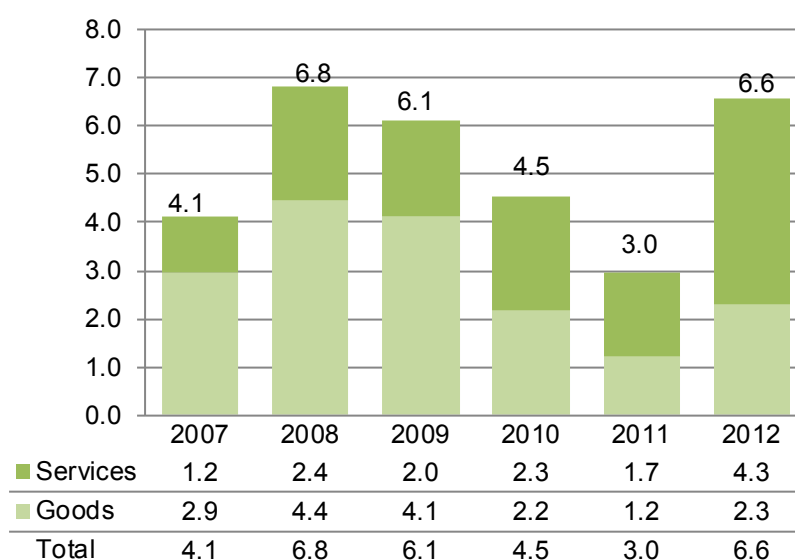
**Services**

- Transport and Logistic Services
- Rental and Leasing Services
- Telecommunications Services
- Cleaning Services
- Consultancy Services

## NEW ZEALAND

Share of Total Procurement Value 2012  
 Goods & Services  
 UN SYSTEM USD 6.6 mill. 0.04%

### 1. Procurement Trend (\$ Million)



### 2. Procurement by Agency of Goods & Services (\$ Million)

UNDP	3.20
UN/PD	2.11
UNICEF	0.45
UNWOMEN	0.21
UNOPS	0.19
FAO	0.12
WFP	0.10
UNFPA	0.06
ECA	0.05
UNESCO	0.04
UNON	0.01
ILO	0.01
IAEA	0.01
OTHER	0.01

**TOTAL 6.56**

### 3. Commonly Procured Goods & Services

#### Goods

- Telecommunication Equipment
- Drugs and Pharmaceuticals
- Software

#### Services

- Telecommunication Services
- Transport and Logistic Services
- Administrative Services

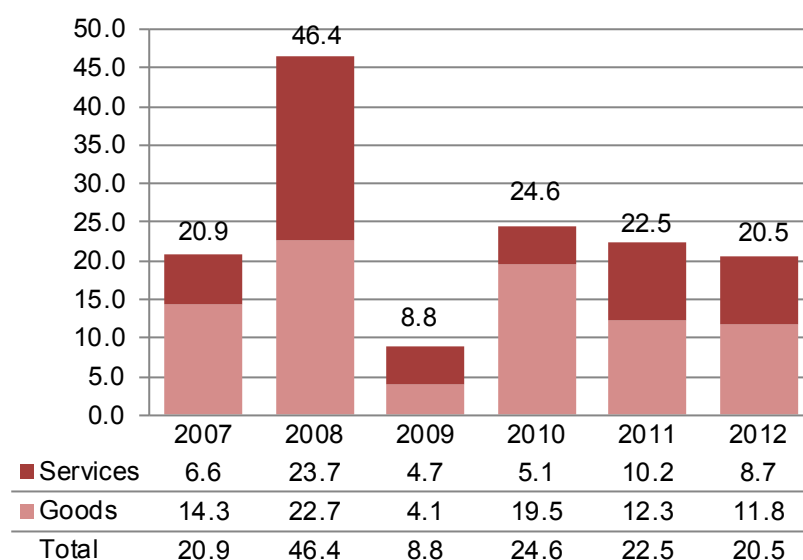
## NORWAY

## Share of Total Procurement Value 2012

## Goods &amp; Services

UN SYSTEM

USD 20.5 mill. 0.13%

1. Procurement Trend  
(\$ Million)2. Procurement by Agency of Goods & Services  
(\$ Million)

WFP	8.61
UNDP	5.23
UNIDO	1.35
UNICEF	1.28
PAHO	1.04
UNOG	1.00
UNHCR	0.71
UNRWA	0.41
UNWOMEN	0.35
UN/PD	0.15
UNOPS	0.15
UNESCO	0.11
OTHER	0.13
<b>TOTAL</b>	<b>20.52</b>

## 3. Commonly Procured Goods &amp; Services

**Goods**

- Medical Supplies
- Fishing Supplies
- Food Supplies

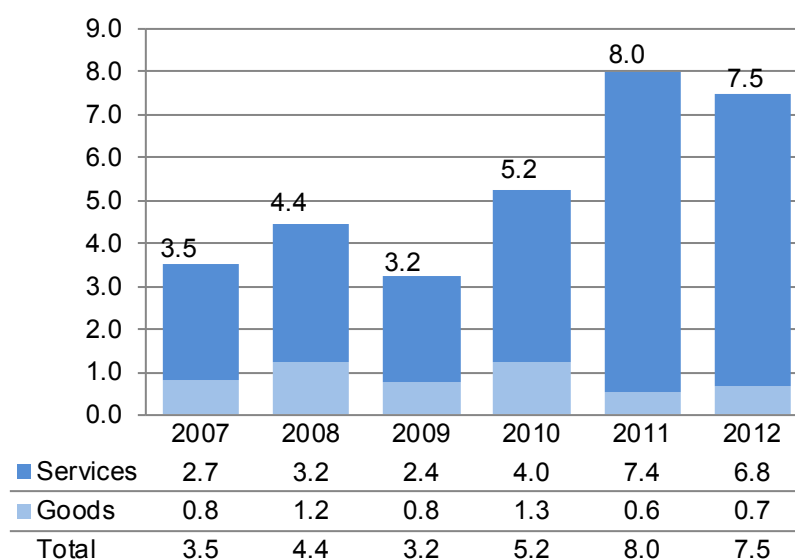
**Services**

- Telecommunication Services
- IT Services
- Educational Services

## PORTUGAL

Share of Total Procurement Value 2012  
 Goods & Services  
 UN SYSTEM USD 7.5 mill. 0.05%

### 1. Procurement Trend (\$ Million)



### 2. Procurement by Agency of Goods & Services (\$ Million)

UNDP	3.81
UN/PD	2.53
UNRWA	0.55
UNICEF	0.23
UNOV	0.08
WFP	0.07
ILO	0.06
UNOPS	0.05
UNHCR	0.04
UNESCO	0.02
ITU	0.01
OTHER	0.01
<b>TOTAL</b>	<b>7.47</b>

### 3. Commonly Procured Goods & Services

#### Goods

- Pharmaceuticals
- Office Equipment

#### Services

- Air Charter and Operations
- Transport and Logistic Services
- Management Training Services

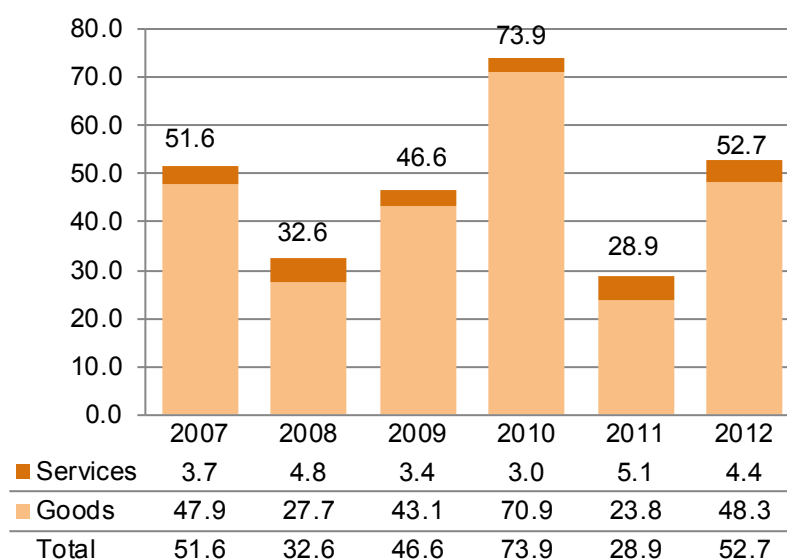
## REPUBLIC OF KOREA

## Share of Total Procurement Value 2012

## Goods &amp; Services

UN SYSTEM

USD 52.7 mill. 0.34%

1. Procurement Trend  
(\$ Million)2. Procurement by Agency of Goods & Services  
(\$ Million)

PAHO	23.43
UN/PD	16.97
UNICEF	6.78
UNHCR	1.44
UNDP	1.27
WIPO	0.84
UNFPA	0.62
UNOPS	0.46
IAEA	0.34
UNESCO	0.29
ESCAP	0.17
OTHER	0.05
<b>TOTAL</b>	<b>52.67</b>

## 3. Commonly Procured Goods &amp; Services

**Goods**

- Airport Lighting Equipment
- Camping Equipment
- Vaccines and Biological
- Medical Equipment

**Services**

- Transport and Logistic Services
- Inter-agency Co-operation
- Media Services
- Administrative Services

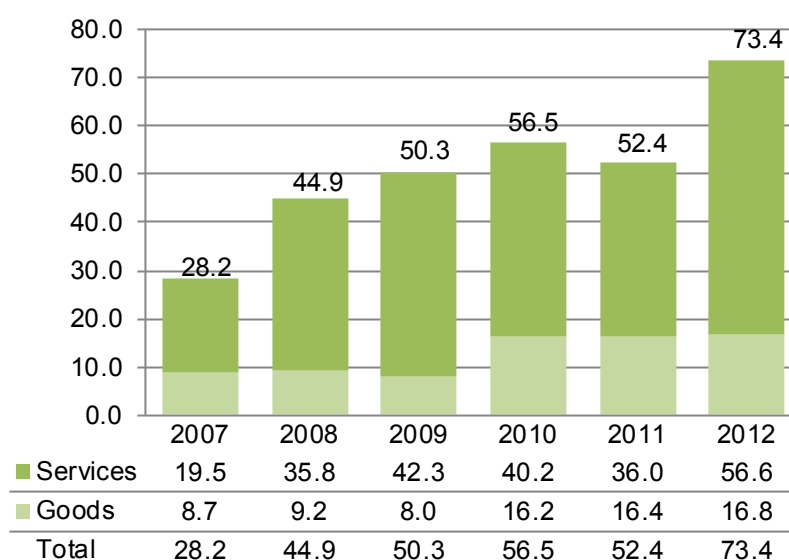


## Share of Total Procurement Value 2012

## Goods &amp; Services

UN SYSTEM

USD 73.4 mill. 0.48%

1. Procurement Trend  
(\$ Million)2. Procurement by Agency of Goods & Services  
(\$ Million)

UN/PD	33.33
UNDP	17.01
UNOPS	7.45
UNIDO	4.31
WFP	1.93
UNICEF	1.86
WTO	1.69
PAHO	1.12
UNFPA	0.85
FAO	0.76
UNHCR	0.57
UNESCO	0.43
UNWOMEN	0.41
UNOG	0.39
IAEA	0.38
ILO	0.31
ITC	0.20
UNOV	0.12
OTHER	0.26

**TOTAL 73.39**

## 3. Commonly Procured Goods &amp; Services

**Goods**

- Prefabricated Buildings
- Hand Tools
- Published Products
- Office Supplies
- Medical Equipment

**Services**

- Air Charter and Operations
- Information and Printing Services
- Electrical Installation Services
- Construction Services
- Advisory Services

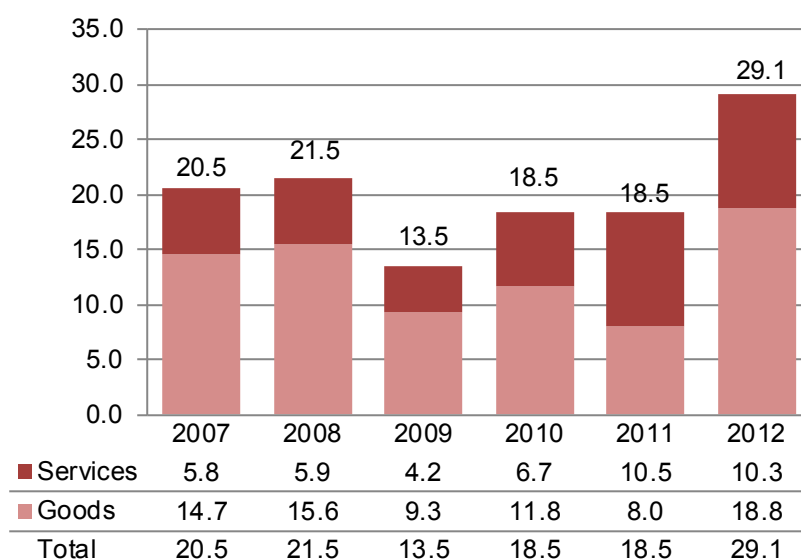
## SWEDEN

## Share of Total Procurement Value 2012

## Goods &amp; Services

UN SYSTEM

USD 29.1 mill. 0.19%

1. Procurement Trend  
(\$ Million)2. Procurement by Agency of Goods & Services  
(\$ Million)

UNICEF	9.37
UN/PD	8.83
UNDP	3.67
UNHCR	3.45
WFP	1.25
UNIDO	0.97
UNOPS	0.40
UNFPA	0.30
IAEA	0.26
UNOG	0.15
FAO	0.08
UNWOMEN	0.07
OTHER	0.26
<b>TOTAL</b>	<b>29.06</b>

## 3. Commonly Procured Goods &amp; Services

**Goods**

- Motor Vehicles & Parts
- Wood
- Prefabricated Buildings
- Cargo Trucks
- Safety Equipment

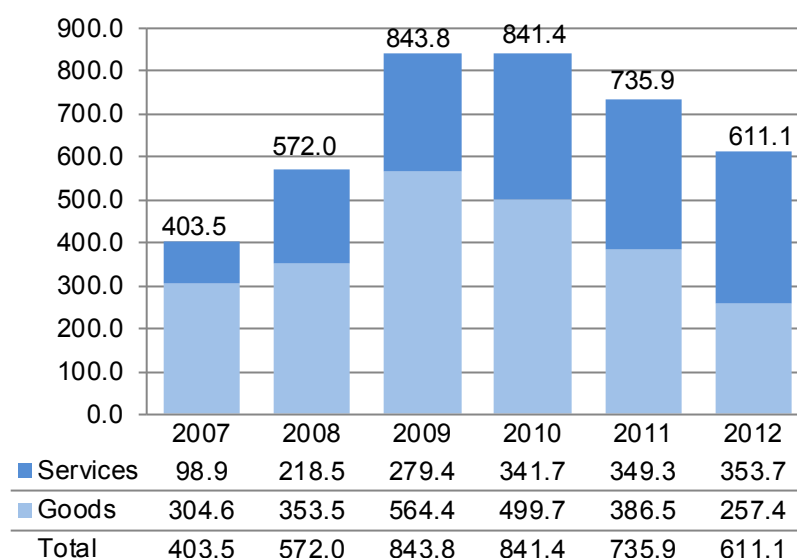
**Services**

- Construction Services
- Training Services
- Humanitarian Aid
- Transport and Logistic Services

## SWITZERLAND

Share of Total Procurement Value 2012  
 Goods & Services  
 UN SYSTEM USD 611.1 mill. 3.98%

### 1. Procurement Trend (\$ Million)



### 2. Procurement by Agency of Goods & Services (\$ Million)

UNICEF	158.16
WIPO	91.08
UNOG	75.20
PAHO	60.22
ILO	57.45
UNHCR	38.35
WFP	31.10
ITU	22.81
UNDP	19.65
UN/PD	17.65
WMO	12.17
ITC	8.27
UNOPS	4.25
IFAD	3.94
IAEA	2.97
UNIDO	2.19
UNESCO	2.15
OTHER	3.45
<b>TOTAL</b>	<b>611.05</b>

### 3. Commonly Procured Goods & Services

#### Goods

- Food Supplies
- Vaccines and Biologicals
- Bed Nets
- Pharmaceuticals
- Electric Motors and Generators

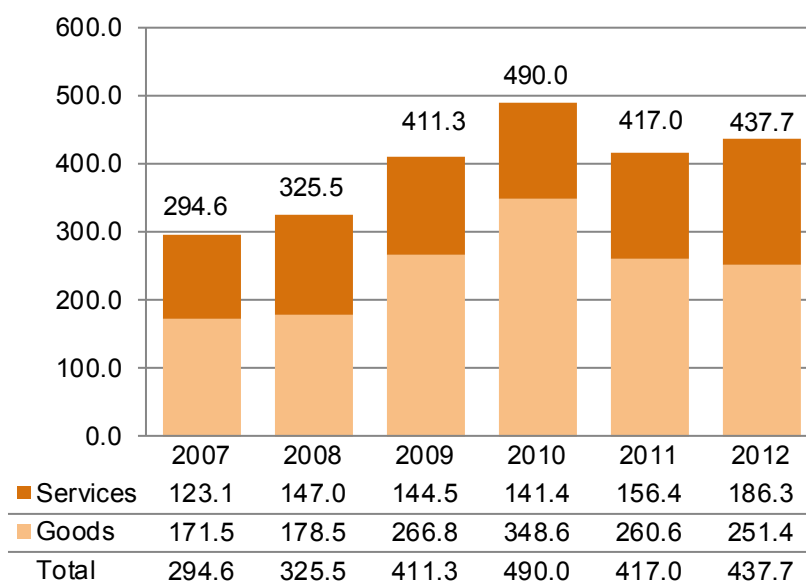
#### Services

- Travel Services
- Building Maintenance and Repair Services
- Leasing and Rental Services
- IT Services
- Auditing Services

## UNITED KINGDOM

Share of Total Procurement Value 2012  
 Goods & Services  
 UN SYSTEM USD 437.7 mill. 2.85%

### 1. Procurement Trend (\$ Million)



### 2. Procurement by Agency of Goods & Services (\$ Million)

UN/PD	92.45
PAHO	77.78
UNICEF	52.50
UNOPS	51.12
UNDP	40.47
UNFPA	26.53
WFP	21.53
UNHCR	19.94
IAEA	10.23
WIPO	9.49
FAO	7.30
UNIDO	6.81
IFAD	4.76
ILO	2.38
UNESCO	2.34
UNWOMEN	2.06
UNOV	1.99
OTHER	8.03
<b>TOTAL</b>	<b>437.69</b>

### 3. Commonly Procured Goods & Services

#### Goods

- Bags for Packaging
- Telecommunication Equipment
- Vaccines
- Medical Equipment
- Electric Motors and Generators

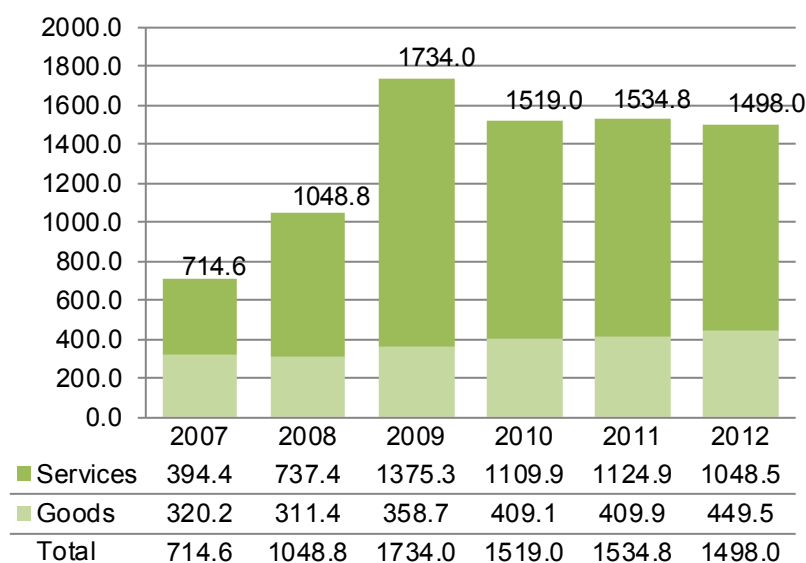
#### Services

- Telecommunication Services
- Humanitarian Aid
- Transport and Logistics Services
- Catering services

## UNITED STATES OF AMERICA

Share of Total Procurement Value 2012  
 Goods & Services  
 UN SYSTEM USD 1,498.0 mill. 9.7%

### 1. Procurement Trend (\$ Million)



### 2. Procurement by Agency of Goods & Services (\$ Million)

UN/PD	694.18
UNICEF	278.85
WFP	151.63
UNDP	144.77
PAHO	57.71
UNOPS	49.53
UNHCR	36.00
UNFPA	27.45
UNWOMEN	15.83
IAEA	9.81
WIPO	9.46
IFAD	4.20
FAO	3.24
ECA	2.93
ILO	2.89
OTHER	9.54
<b>TOTAL</b>	<b>1498.03</b>

### 3. Commonly Procured Goods & Services

#### Goods

- Vaccines and Biologicals
- Contraceptives
- Telecommunication Equipment
- IT Equipment
- Motor Vehicles Parts

#### Services

- Construction Services
- Transport and Logistics Services
- Rental and Leasing Services
- Humanitarian Aid
- Telecommunication Services

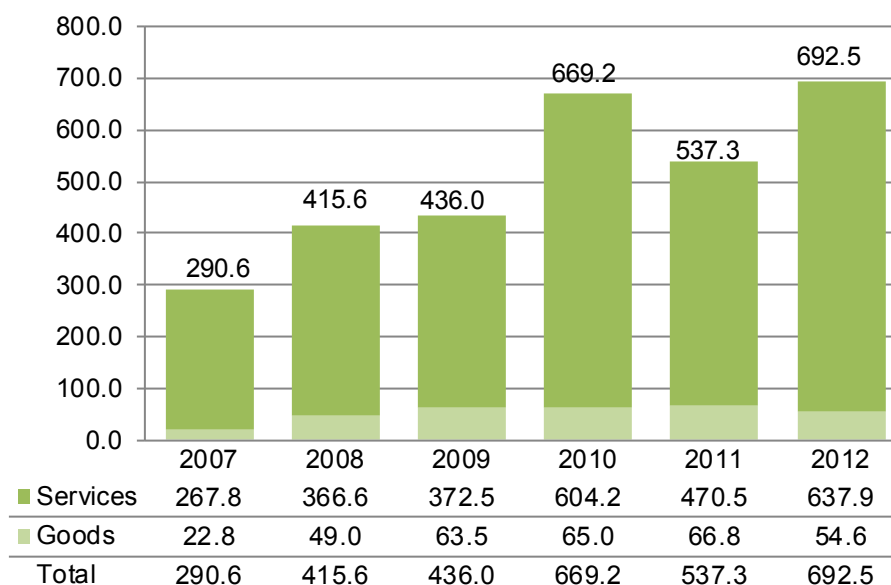


# Procurement profiles of the top 20 developing countries and countries with economies in transition

## AFGHANISTAN

**Share of Total Procurement Value 2012**  
**Goods & Services**  
 UN SYSTEM USD 692.5 mill. 4.51%

### 1. Procurement Trend (\$ Million)



### 2. Procurement by Agency of Goods & Services (\$ Million)

UNDP	485.35
UNOPS	101.36
UN/PD	36.32
WFP	33.78
UNHCR	20.02
UNICEF	10.43
UNWOMEN	2.97
UNFPA	1.32
FAO	0.63
UNOV	0.27
UNOG	0.05
UNESCO	0.02
IAEA	0.02
OTHER	0.00
<b>TOTAL</b>	<b>692.53</b>

### 3. Commonly Procured Goods & Services

#### Goods

- Fuel and Oils
- Motor Vehicles
- Construction Machinery & Supplies
- Building Material
- IT and Office Supplies

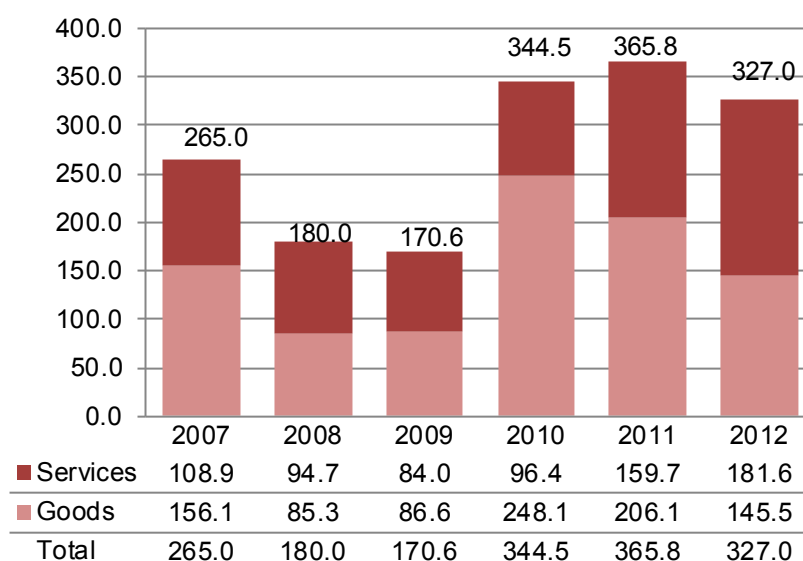
#### Services

- Safety and Security Services
- Construction Services
- Humanitarian Aid & Mine Action
- Civil Engineering Services

## ARGENTINA

Share of Total Procurement Value 2012  
**Goods & Services**  
 UN SYSTEM USD 327.0 mill. 2.13%

### 1. Procurement Trend (\$ Million)



### 2. Procurement by Agency of Goods & Services (\$ Million)

UNDP	262.03
UNOPS	42.22
UNICEF	7.96
WFP	7.39
PAHO	3.95
UNESCO	0.81
UNIDO	0.55
UNFPA	0.43
IAEA	0.31
UNWOMEN	0.31
UNHCR	0.26
UN/PD	0.26
ITU	0.21
ECLAC	0.17
UNOG	0.16
WIPO	0.02
OTHER	0.01

**TOTAL 327.04**

### 3. Commonly Procured Goods & Services

#### Goods

- Motor Vehicles
- IT Equipment
- Pharmaceuticals
- Security and Safety Equipment
- Medical Equipment

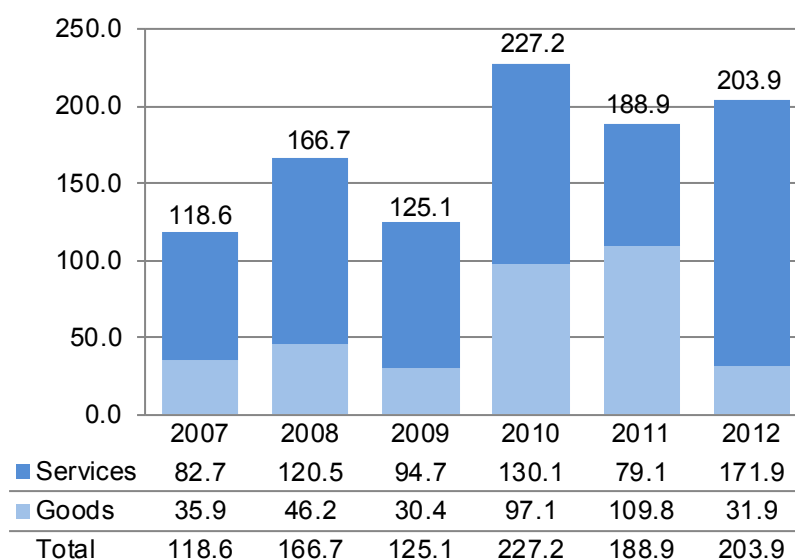
#### Services

- Telecommunications Services
- Construction Services
- Civil Engineering Services
- Rental and Leasing Services



Share of Total Procurement Value 2012  
**Goods & Services**  
 UN SYSTEM USD 203.9 mill. 1.33%

### 1. Procurement Trend (\$ Million)



### 2. Procurement by Agency of Goods & Services (\$ Million)

UNDP	146.40
UNESCO	24.63
UNOPS	8.14
UNICEF	7.89
PAHO	7.07
WFP	5.21
UNWOMEN	1.03
UNFPA	0.92
ITU	0.87
ILO	0.43
UNHCR	0.33
IAEA	0.31
WIPO	0.22
UNON	0.17
OTHER	0.26

**TOTAL 203.88**

### 3. Commonly Procured Goods & Services

#### Goods

- IT Equipment & Software
- Pharmaceutical Products
- Insecticides
- Motor Vehicles
- Minerals, Mining and Metal

#### Services

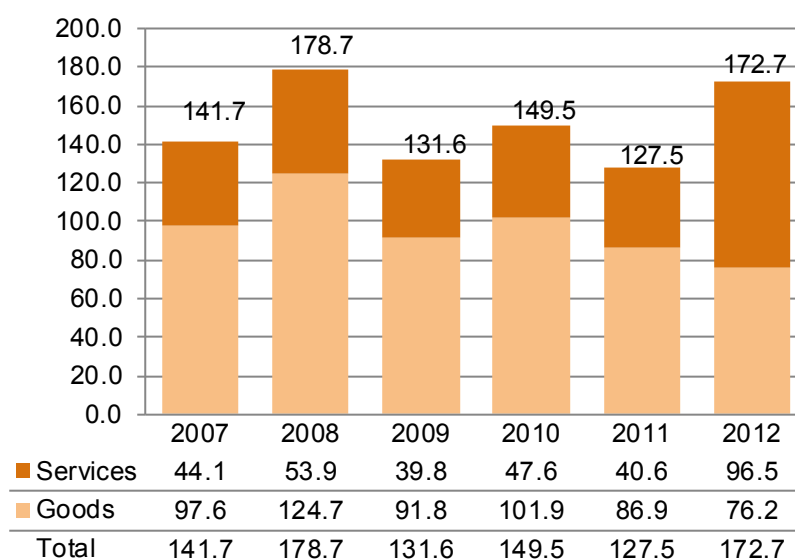
- Construction Services
- Consultancy Services
- Civil Engineering Services
- Building Maintenance

## CHINA

## Share of Total Procurement Value 2012

## Goods &amp; Services

UN SYSTEM USD 172.7 mill. 1.12%

1. Procurement Trend  
(\$ Million)2. Procurement by Agency of Goods & Services  
(\$ Million)

UNIDO	60.33
UNICEF	28.07
UN/PD	24.58
UNDP	22.62
UNFPA	15.24
UNOPS	10.49
WFP	2.71
WIPO	2.14
UNHCR	1.54
UNESCO	1.32
FAO	0.95
IAEA	0.54
UNOG	0.44
UNRWA	0.40
ITU	0.31
UNOV	0.25
ILO	0.25
OTHER	0.51

**TOTAL 172.70**

## 3. Commonly Procured Goods &amp; Services

**Goods**

- IT Equipment
- Bed nets
- Contraceptives
- Electric Motors and Generators
- Bags for packaging

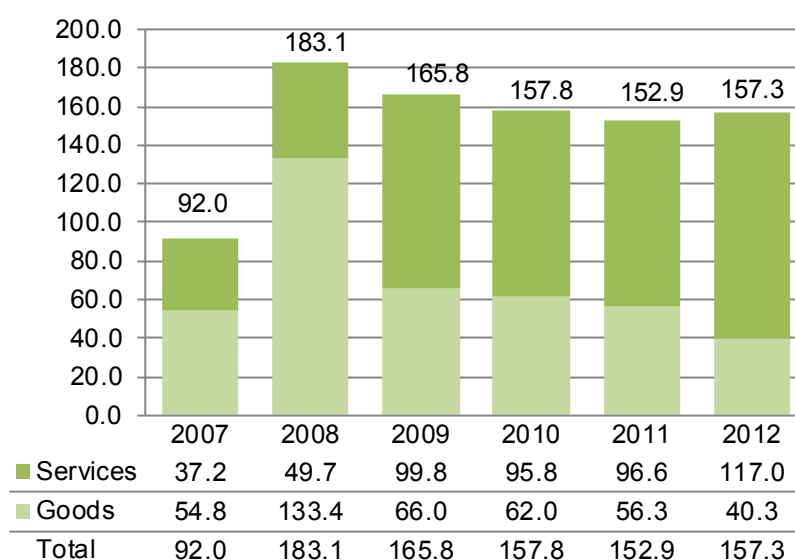
**Services**

- Construction Services
- Equipment Maintenance
- Translation Services
- Transportation and Logistic Services

## DEM. REP. OF THE CONGO

Share of Total Procurement Value 2012  
**Goods & Services**  
 UN SYSTEM USD 157.3 mill. 1.0%

### 1. Procurement Trend (\$ Million)



### 2. Procurement by Agency of Goods & Services (\$ Million)

UNDP	39.26
WFP	36.51
UN/PD	30.34
UNOPS	23.60
UNICEF	15.41
UNHCR	6.43
UNFPA	4.90
UNWOMEN	0.27
UNIDO	0.24
ILO	0.13
UNESCO	0.11
OTHER	0.10
<b>TOTAL</b>	<b>157.30</b>

### 3. Commonly Procured Goods & Services

#### Goods

- Food Supplies
- Pharmaceuticals
- Medical and Laboratory Equipment
- Fuels and Oils

#### Services

- Cafeteria Services
- Audit Services
- Construction Services
- Transport and Logistic Services

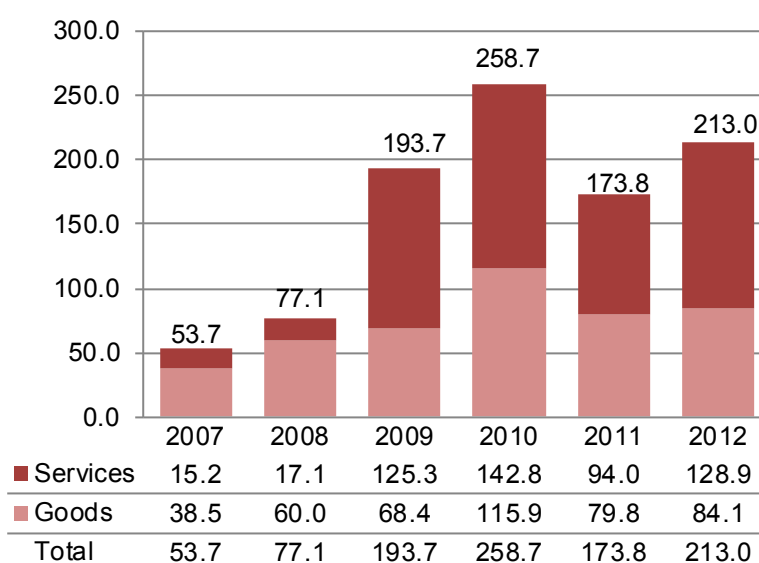
## ETHIOPIA

## Share of Total Procurement Value 2012

## Goods &amp; Services

UN SYSTEM

USD 213.0 mill. 1.4%

1. Procurement Trend  
(\$ Million)2. Procurement by Agency of Goods & Services  
(\$ Million)

WFP	133.09
UNICEF	26.52
UNDP	18.47
UNHCR	13.83
UN/PD	6.99
UNOPS	6.63
ECA	4.30
UNFPA	1.50
UNESCO	0.75
IAEA	0.24
ILO	0.23
UNWOMEN	0.23
UNOG	0.17
OTHER	0.02
<b>TOTAL</b>	<b>212.96</b>

## 3. Commonly Procured Goods &amp; Services

**Goods**

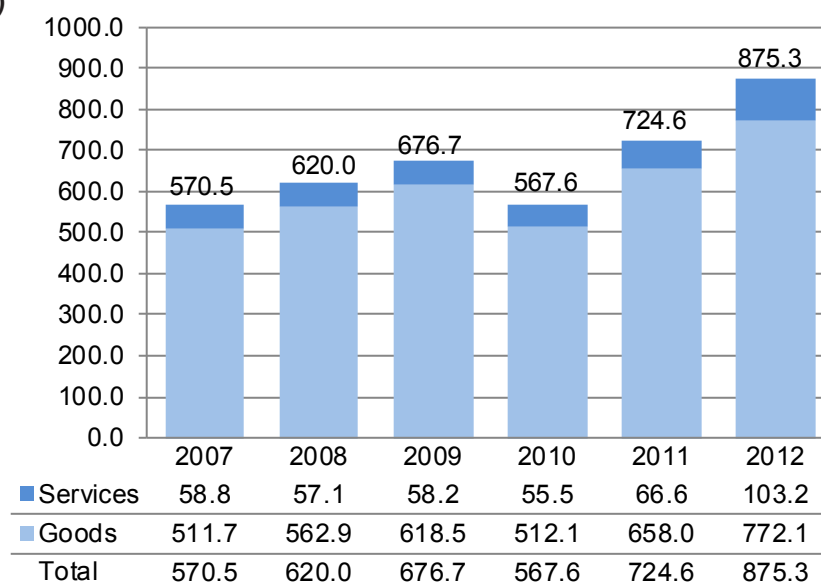
- Laundry Products
- Food Supplies
- Sleeping Equipment
- Fuels

**Services**

- Air Charter and Operations
- Transport and Logistic Services
- Construction Services
- Rental and Leasing Services

**Share of Total Procurement Value 2012**  
**Goods & Services**  
 UN SYSTEM USD 875.3 mill. 5.69%

### 1. Procurement Trend (\$ Million)



### 2. Procurement by Agency of Goods & Services (\$ Million)

UNICEF	557.52
WFP	108.86
PAHO	94.54
UNDP	53.52
UNHCR	21.35
UNOPS	17.55
UNFPA	6.33
UN/PD	5.51
UNWOMEN	3.24
IAEA	2.57
UNIDO	1.19
ILO	0.85
UNESCO	0.45
FAO	0.42
UNRWA	0.40
ITC	0.36
OTHER	0.67

**TOTAL 875.32**

### 3. Commonly Procured Goods & Services

#### Goods

- Vaccines and Biologicals
- Food Supplies
- Medical Equipment
- Pharmaceuticals
- Mosquito Nets

#### Services

- Management Consulting Services
- IT and Software Development Services
- Construction Services
- Technical Consulting Services
- Transport and Logistic Services

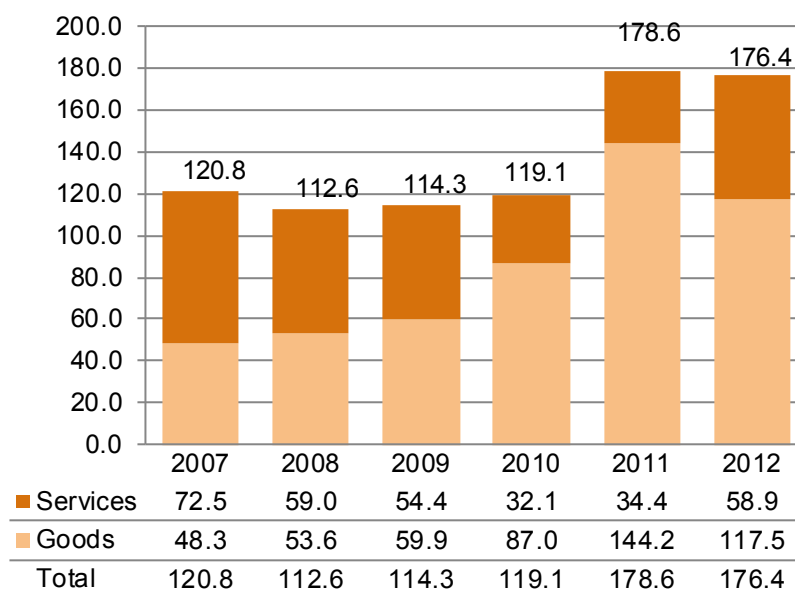
## INDONESIA

## Share of Total Procurement Value 2012

## Goods &amp; Services

UN SYSTEM

USD 176.4 mill. 1.1%

1. Procurement Trend  
(\$ Million)2. Procurement by Agency of Goods & Services  
(\$ Million)

WFP	93.30
UNDP	49.01
UNICEF	27.81
ILO	1.78
UNFPA	1.27
UNESCO	1.15
UNOPS	0.70
UNWOMEN	0.60
UNHCR	0.45
IAEA	0.11
ITC	0.11
UN/PD	0.07
ESCAP	0.02
OTHER	0.02
<b>TOTAL</b>	<b>176.41</b>

## 3. Commonly Procured Goods &amp; Services

**Goods**

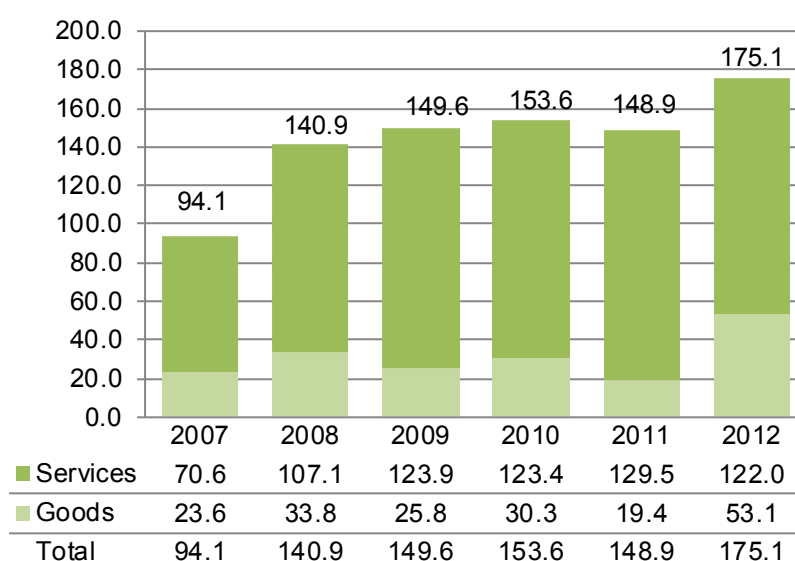
- Food Supplies
- Farming and Fishing Supplies
- Telecommunications
- Published Products

**Services**

- Farming and Fishing Services
- Administrative Services
- Construction Services

Share of Total Procurement Value 2012  
**Goods & Services**  
 UN SYSTEM USD 175.1 mill. 1.14%

### 1. Procurement Trend (\$ Million)



### 2. Procurement by Agency of Goods & Services (\$ Million)

UN/PD	65.42
UNHCR	28.85
UNRWA	24.73
UNDP	15.50
WFP	11.03
UNOPS	10.25
UNICEF	8.51
UNFPA	3.25
UNESCO	2.75
FAO	2.57
UNWOMEN	0.92
ILO	0.73
UNIDO	0.51
OTHER	0.08
<b>TOTAL</b>	<b>175.11</b>

### 3. Commonly Procured Goods & Services

#### Goods

- Construction
- Motor Vehicles
- Medical Equipment
- Food Supplies

#### Services

- Air Charter and Operations
- Construction Services
- Insurance Services
- Leasing and Rental Services

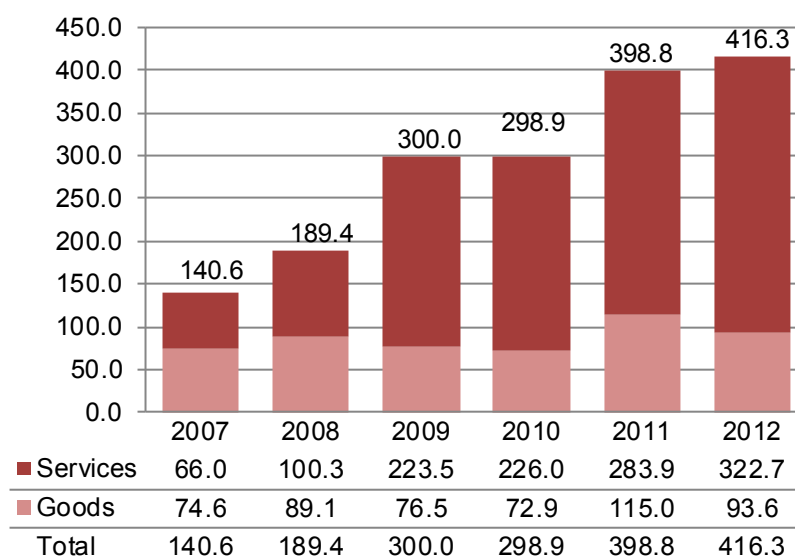
## KENYA

## Share of Total Procurement Value 2012

## Goods &amp; Services

UN SYSTEM

USD 416.3 mill. 2.7%

1. Procurement Trend  
(\$ Million)2. Procurement by Agency of Goods & Services  
(\$ Million)

WFP	194.70
UNDP	45.55
UN/PD	43.13
UNHCR	38.17
UNON	33.22
UNOPS	32.50
UNICEF	18.60
UNWOMEN	2.96
UNFPA	2.09
ILO	1.79
UNESCO	1.76
IAEA	0.62
ECA	0.60
OTHER	0.57
<b>TOTAL</b>	<b>416.27</b>

## 3. Commonly Procured Goods &amp; Services

**Goods**

- Food Supplies
- Fuels and Oils
- Building Materials
- Shelter and Field Equipment
- Laundry Equipment

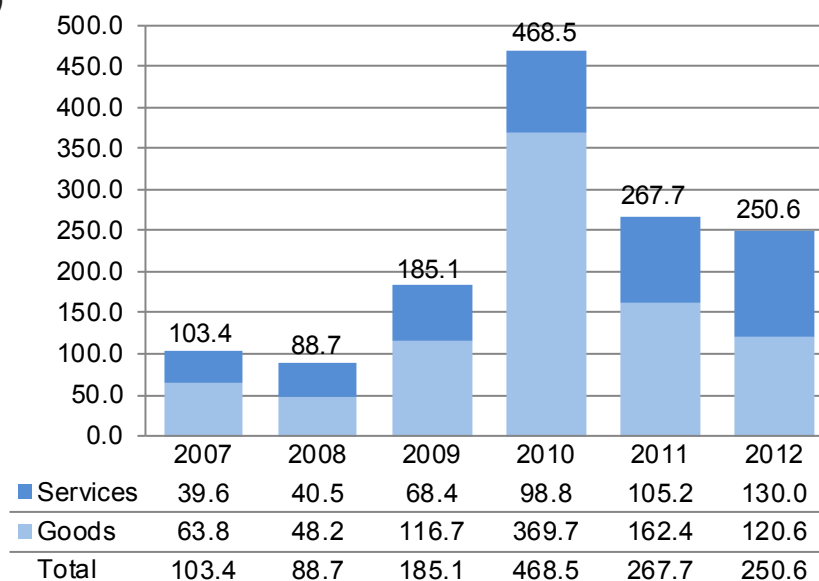
**Services**

- Air Charter and Operations
- Construction Services
- Transport and Logistic Services
- Administrative Services



**Share of Total Procurement Value 2012**  
**Goods & Services**  
 UN SYSTEM USD 250.6 mill. 1.6%

### 1. Procurement Trend (\$ Million)



### 2. Procurement by Agency of Goods & Services (\$ Million)

WFP	117.33
UNICEF	44.13
UNDP	41.91
UNHCR	28.81
UNOPS	5.19
UN/PD	4.16
UNWOMEN	3.58
UNFPA	1.86
UNESCO	1.50
UNIDO	0.92
IAEA	0.65
ILO	0.31
UNOV	0.21
OTHER	0.04
<b>TOTAL</b>	<b>250.61</b>

### 3. Commonly Procured Goods & Services

#### Goods

- Shelter and Field Equipment
- Sleeping Equipment
- Sanitary Goods
- Mosquito Nets

#### Services

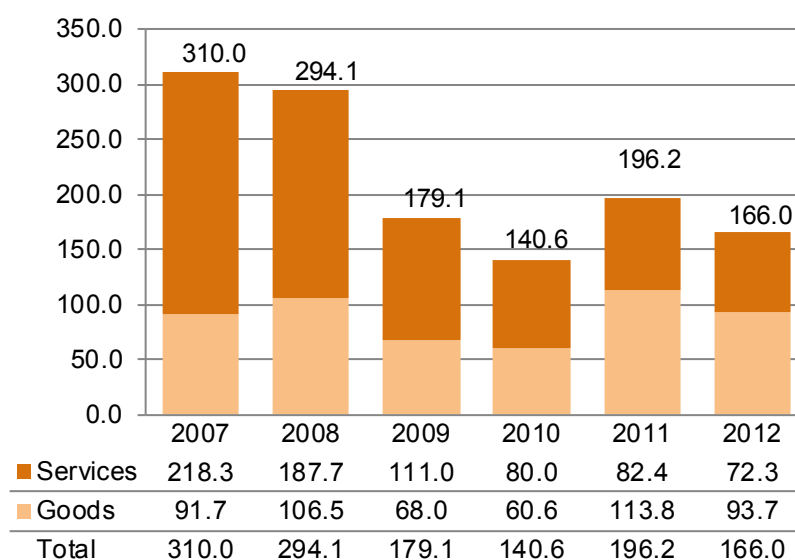
- Air Charter and Operations
- Transport and Logistic Services
- Construction Services
- Consultancy Services

## PANAMA

## Share of Total Procurement Value 2012

## Goods &amp; Services

UN SYSTEM USD 166.0 mill. 1.08%

1. Procurement Trend  
(\$ Million)2. Procurement by Agency of Goods & Services  
(\$ Million)

UN/PD	124.33
UNDP	30.79
PAHO	5.85
UNFPA	1.42
WFP	1.01
UNICEF	1.00
UNOPS	0.88
UNHCR	0.26
UNESCO	0.18
FAO	0.15
UNWOMEN	0.07
ILO	0.06
ITU	0.03
OTHER	0.00
<b>TOTAL</b>	<b>166.05</b>

## 3. Commonly Procured Goods &amp; Services

## Goods

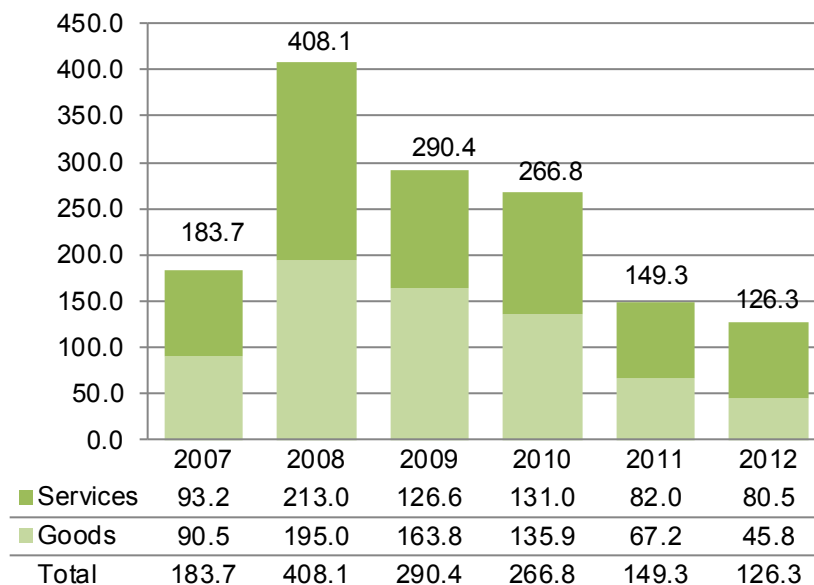
- Food Supplies
- Medical and Laboratory Supplies
- Pharmaceuticals
- Construction Materials

## Services

- Construction Services
- Transport and Logistic Services
- Warehouse Management Services
- Civil Engineering Services
- Rental and Leasing Services

**Share of Total Procurement Value 2012**  
**Goods & Services**  
 UN SYSTEM USD 126.3 mill. 0.82%

### 1. Procurement Trend (\$ Million)



### 2. Procurement by Agency of Goods & Services (\$ Million)

UNOPS	83.48
UNDP	37.09
UNICEF	2.34
UNFPA	1.37
ILO	1.01
UNWOMEN	0.42
WFP	0.25
UNIDO	0.08
IAEA	0.06
IFAD	0.06
UNESCO	0.06
UNHCR	0.04
OTHER	0.05
<b>TOTAL</b>	<b>126.26</b>

### 3. Commonly Procured Goods & Services

#### Goods

- Medical and Surgical Equipment
- Furniture
- Telecommunication Equipment
- Motor Vehicles

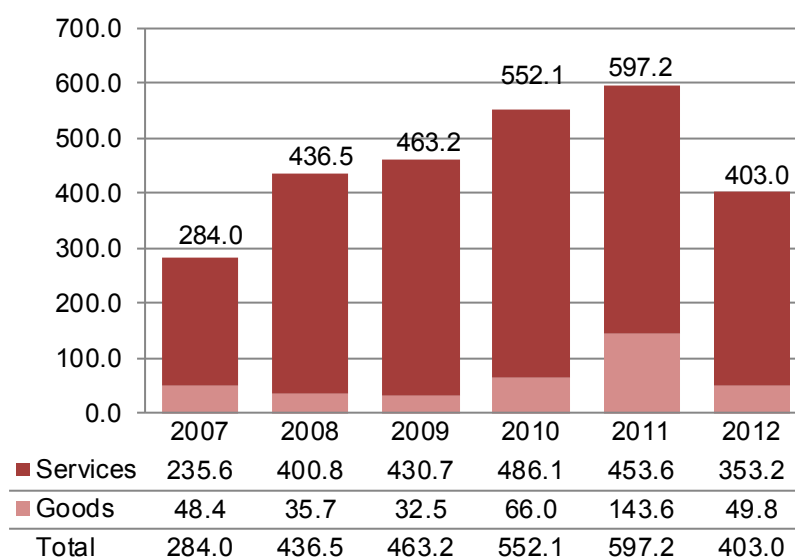
#### Services

- Construction Services
- Transport and Logistic Services
- Vehicle Maintenance Services
- Feasibility Studies

## RUSSIAN FEDERATION

Share of Total Procurement Value 2012  
 Goods & Services  
 UN SYSTEM USD 403.0 mill. 2.62%

### 1. Procurement Trend (\$ Million)



### 2. Procurement by Agency of Goods & Services (\$ Million)

UN/PD	334.81
WFP	39.05
UNDP	13.98
UNICEF	9.38
IAEA	2.79
UNHCR	0.75
UNESCO	0.42
UNOPS	0.39
UNFPA	0.35
UNOV	0.33
ITU	0.25
UNWOMEN	0.16
ILO	0.10
OTHER	0.23
<b>TOTAL</b>	<b>402.97</b>

### 3. Commonly Procured Goods & Services

#### Goods

- Food Supplies
- Radiation Portal Monitors
- Electronics
- Published Publications
- Telecommunications

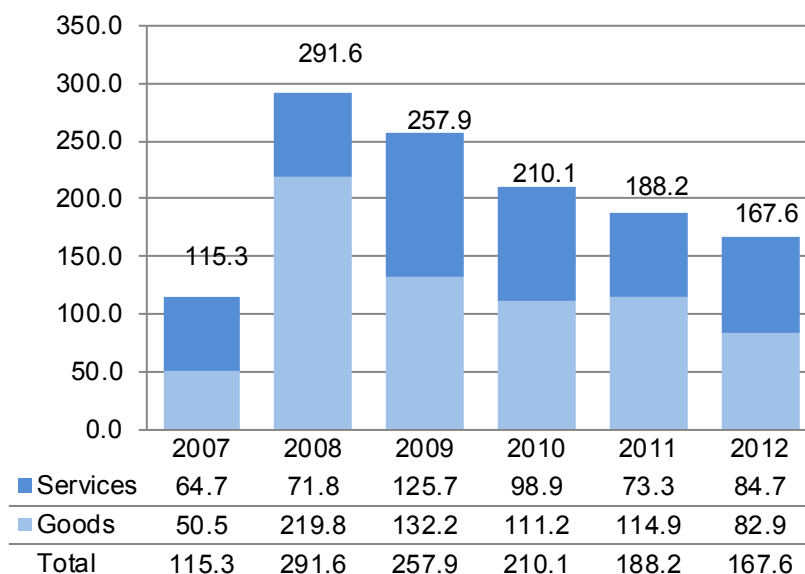
#### Services

- Air Charter and Operations
- Transport and Logistic Services
- Rental and Leasing Services
- Translation Services
- Construction Services

## SOUTH AFRICA

Share of Total Procurement Value 2012  
**Goods & Services**  
 UN SYSTEM USD 167.6 mill. 1.1%

### 1. Procurement Trend (\$ Million)



### 2. Procurement by Agency of Goods & Services (\$ Million)

WFP	48.13
UN/PD	43.00
UNDP	35.25
UNICEF	20.06
UNOPS	11.77
UNFPA	2.94
UNWOMEN	1.39
UNIDO	1.27
UNESCO	1.05
ILO	0.90
UNHCR	0.49
ECA	0.42
FAO	0.24
UNOG	0.19
OTHER	0.51

**TOTAL 167.61**

### 3. Commonly Procured Goods & Services

#### Goods

- Food Supplies
- Motor Vehicles
- Pharmaceuticals
- Medical and Laboratory Equipment
- Construction Materials

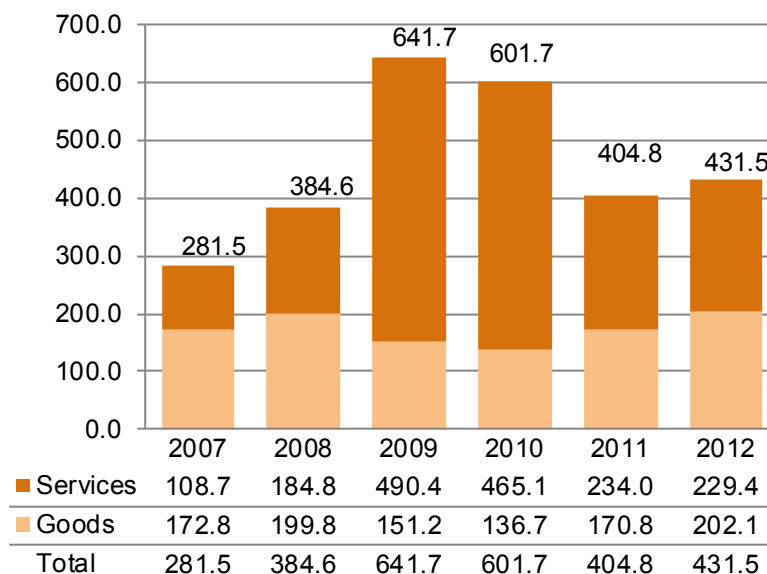
#### Services

- Air Charter and Operations
- Humanitarian Aid
- Transport and Logistic Services
- Environmental Management

## SUDAN

Share of Total Procurement Value 2012  
**Goods & Services**  
 UN SYSTEM USD 431.5 mill. 2.8%

### 1. Procurement Trend (\$ Million)



### 2. Procurement by Agency of Goods & Services (\$ Million)

UN/PD	233.14
WFP	134.34
UNDP	43.64
UNHCR	10.18
UNFPA	4.10
UNICEF	2.88
UNOPS	2.60
UNIDO	0.45
UNESCO	0.07
UNWOMEN	0.06
IAEA	0.04
IFAD	0.03
OTHER	0.00

**TOTAL 431.53**

### 3. Commonly Procured Goods & Services

#### Goods

- Fuels and Oils
- Construction Material
- Generators
- Laboratory Equipment

#### Services

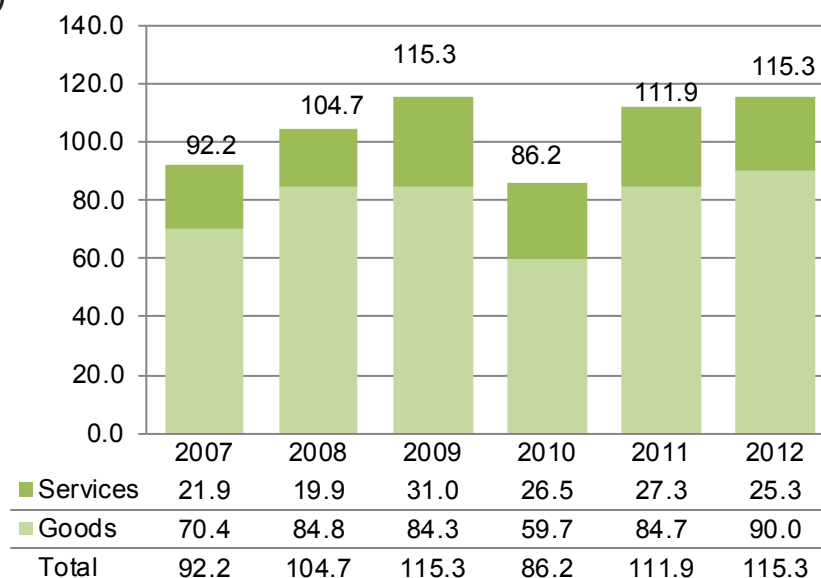
- Transport and Logistic Services
- Construction Services
- Rental and Leasing Services
- Building Maintenance and Repair

Note: Due to limitations in management information systems of the reporting agencies, some goods and services attributed to Sudan may have originated in South Sudan following the country's independence on 9 July 2011.

## TURKEY

Share of Total Procurement Value 2012  
 Goods & Services  
 UN SYSTEM USD 115.3 mill. 0.75%

### 1. Procurement Trend (\$ Million)



### 2. Procurement by Agency of Goods & Services (\$ Million)

WFP	74.35
UNDP	15.22
UN/PD	8.76
UNHCR	8.71
UNICEF	3.47
UNIDO	1.53
UNFPA	1.46
FAO	0.73
UNOPS	0.28
UNWOMEN	0.22
UNOV	0.17
UNESCO	0.15
ILO	0.09
IAEA	0.08
OTHER	0.04

**TOTAL 115.26**

### 3. Commonly Procured Goods & Services

#### Goods

- Food Supplies
- Shelter and Field Equipment
- Engines
- Motor Vehicle Accessories

#### Services

- Rental and Leasing Services
- Construction Services
- Administrative Services
- Cleaning Services

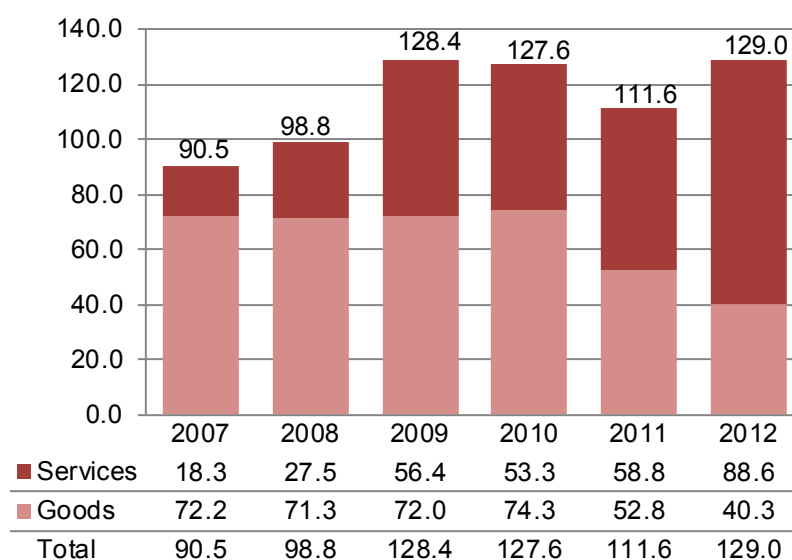
## UGANDA

## Share of Total Procurement Value 2012

## Goods &amp; Services

UN SYSTEM

USD 129.0 mill. 0.84%

1. Procurement Trend  
(\$ Million)2. Procurement by Agency of Goods & Services  
(\$ Million)

WFP	43.18
UN/PD	28.35
UNOPS	19.01
UNICEF	15.81
UNDP	10.77
UNHCR	6.80
UNFPA	3.39
UNWOMEN	0.46
ILO	0.45
UNESCO	0.22
IFAD	0.12
UNIDO	0.12
FAO	0.12
UNON	0.10
IAEA	0.05
ITU	0.01
ITC	0.01
OTHER	0.00
<b>TOTAL</b>	<b>128.96</b>

## 3. Commonly Procured Goods &amp; Services

**Goods**

- Food Supplies
- Fuels
- Building Materials
- Security Communication Equipment

**Services**

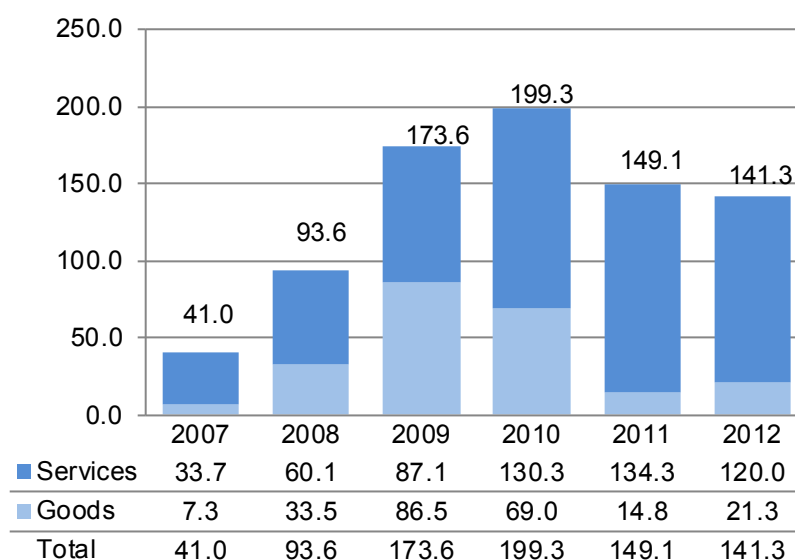
- Construction Services
- Transport and Logistic Services
- Air Charter and Operations



## UKRAINE

Share of Total Procurement Value 2012  
 Goods & Services  
 UN SYSTEM USD 141.3 mill. 0.9%

### 1. Procurement Trend (\$ Million)



### 2. Procurement by Agency of Goods & Services (\$ Million)

UN/PD	97.81
WFP	23.75
UNDP	10.55
UNOPS	4.40
UNICEF	2.01
UNIDO	0.75
UNHCR	0.65
UNFPA	0.60
ILO	0.47
IAEA	0.20
UNWOMEN	0.04
UNESCO	0.03
ITU	0.02
OPCW	0.02
OTHER	0.00
<b>TOTAL</b>	<b>141.29</b>

### 3. Commonly Procured Goods & Services

#### Goods

- Food Supplies
- Motor Vehicles
- Energy Resources
- Fuels

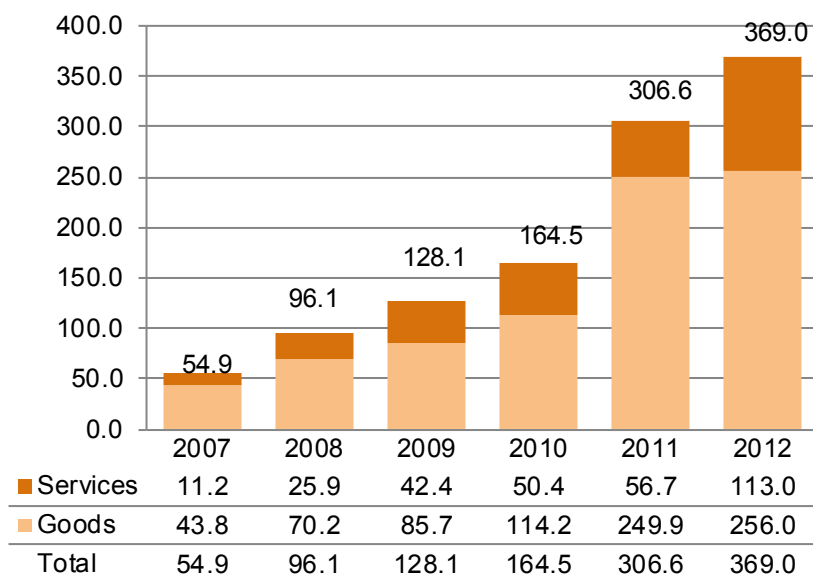
#### Services

- Air Charter and Operations
- Humanitarian Aid
- Transport and Logistic Services
- Administrative Services

## UNITED ARAB EMIRATES

Share of Total Procurement Value 2012  
**Goods & Services**  
 UN SYSTEM USD 369.0 mill. 2.4%

### 1. Procurement Trend (\$ Million)



### 2. Procurement by Agency of Goods & Services (\$ Million)

UN/PD	261.12
WFP	28.28
UNHCR	26.69
UNDP	18.62
UNOPS	11.76
UNRWA	8.56
UNICEF	7.09
PAHO	2.10
ITU	1.35
UNFPA	1.08
FAO	0.69
ECA	0.62
UNOG	0.36
UNIDO	0.28
OTHER	0.41

**TOTAL 369.01**

### 3. Commonly Procured Goods & Services

#### Goods

- Food Supplies
- Fuels and Oils
- Furniture
- Shelter and Field Equipment

#### Services

- Transport and Logistic Services
- Construction Services
- Telecommunication Services
- Humanitarian Aid



# Procurement of goods and services (by supplier country or country of contractor)

## Total procurement of goods and services (by supplier country or country of contractor)

(USD Thousand)

Country	2011				2012			
	Goods	Services	Total	%	Goods	Services	Total	%
Afghanistan	66,773.38	470,527.13	537,300.51	3.76%	54,627.11	637,905.26	692,532.37	4.51%
Albania	1,307.44	6,371.61	7,679.05	0.05%	1,042.55	13,268.27	14,310.82	0.09%
Algeria	4,338.57	6,210.28	10,548.85	0.07%	5,288.01	6,993.80	12,281.81	0.08%
Andorra								
Angola	2,401.51	3,615.39	6,016.90	0.04%	1,849.07	5,011.93	6,861.01	0.04%
Antigua and Barbuda	9.61	676.96	686.58	0.00%	25.36	660.78	686.15	0.00%
Argentina	206,061.01	159,748.65	365,809.66	2.56%	145,454.77	181,585.30	327,040.07	2.13%
Armenia	1,897.10	3,970.23	5,867.33	0.04%	1,638.89	4,048.62	5,687.52	0.04%
Australia	97,015.23	13,097.97	110,113.20	0.77%	60,818.31	17,875.91	78,694.22	0.51%
Austria	44,279.86	64,829.48	109,109.33	0.76%	49,269.85	89,451.15	138,721.00	0.90%
Azerbaijan	3,729.70	5,468.05	9,197.76	0.06%	3,031.52	10,012.53	13,044.05	0.08%
Bahamas	242.81	288.18	530.99	0.00%	3.12	56.21	59.33	0.00%
Bahrain	90.57	817.77	908.34	0.01%	216.20	578.54	794.75	0.01%
Bangladesh	33,558.85	42,420.37	75,979.23	0.53%	18,767.91	44,721.63	63,489.54	0.41%
Barbados	1,812.86	1,279.44	3,092.30	0.02%	580.50	2,592.85	3,173.35	0.02%
Belarus	2,226.33	5,570.66	7,796.99	0.05%	4,888.69	4,887.50	9,776.18	0.06%
Belgium	413,459.77	41,840.27	455,300.04	3.19%	563,358.44	46,387.80	609,746.25	3.97%
Belize	510.12	1,156.94	1,667.06	0.01%	315.92	1,715.75	2,031.67	0.01%
Benin	7,107.10	26,549.03	33,656.13	0.24%	15,771.23	16,805.13	32,576.36	0.21%
Bhutan	1,100.05	1,895.16	2,995.22	0.02%	1,558.18	2,561.28	4,119.46	0.03%
Bolivia (Plurinational State of)	9,098.01	9,864.67	18,962.67	0.13%	5,486.24	12,360.54	17,846.78	0.12%
Bosnia and Herzegovina	2,930.22	18,084.89	21,015.11	0.15%	6,668.27	17,774.88	24,443.15	0.16%
Botswana	1,672.96	5,351.94	7,024.90	0.05%	1,381.77	6,641.64	8,023.41	0.05%
Brazil	109,841.26	79,059.80	188,901.06	1.32%	31,938.23	171,941.60	203,879.83	1.33%
Brunei Darussalam		2.00	2.00	0.00%		24.00	24.00	0.00%
Bulgaria	3,152.55	28,366.57	31,519.12	0.22%	1,458.57	23,600.61	25,059.19	0.16%
Burkina Faso	9,908.32	13,630.90	23,539.22	0.16%	15,200.92	19,821.49	35,022.42	0.23%
Burundi	8,765.56	14,460.64	23,226.21	0.16%	6,601.95	13,684.21	20,286.15	0.13%
Cambodia	7,862.15	10,302.36	18,164.50	0.13%	11,305.55	14,624.29	25,929.84	0.17%
Cameroon	6,853.20	46,602.16	53,455.36	0.37%	7,169.07	39,492.56	46,661.63	0.30%
Canada	26,159.02	121,256.55	147,415.57	1.03%	38,174.17	113,973.66	152,147.83	0.99%
Cape Verde	2,818.57	4,376.98	7,195.54	0.05%	812.14	3,758.58	4,570.72	0.03%
Central African Republic	12,044.88	13,924.90	25,969.78	0.18%	5,984.94	13,789.16	19,774.10	0.13%
Chad	13,097.04	47,116.76	60,213.80	0.42%	13,768.63	40,201.38	53,970.01	0.35%
Chile	3,863.71	21,039.11	24,902.82	0.17%	3,719.03	21,836.34	25,555.37	0.17%
China	86,857.66	40,617.46	127,475.12	0.89%	76,242.41	96,458.83	172,701.24	1.12%
Colombia	20,212.31	50,019.22	70,231.53	0.49%	16,570.79	55,277.59	71,848.38	0.47%
Comoros	1,372.89	1,939.15	3,312.04	0.02%	1,655.75	1,922.42	3,578.16	0.02%
Congo, Republic of the	7,262.01	14,058.84	21,320.85	0.15%	5,494.41	15,131.97	20,626.38	0.13%
Costa Rica	3,062.86	7,036.13	10,098.99	0.07%	1,806.91	7,357.92	9,164.83	0.06%
Côte D'Ivoire	29,442.21	52,575.24	82,017.45	0.57%	32,783.35	48,638.78	81,422.13	0.53%
Croatia	837.82	6,254.10	7,091.93	0.05%	724.72	6,607.98	7,332.70	0.05%
Cuba	8,993.93	4,547.14	13,541.07	0.09%	5,590.17	3,317.84	8,908.01	0.06%
Cyprus	12,986.94	14,455.28	27,442.22	0.19%	15,411.97	15,426.50	30,838.47	0.20%
Czech Republic	11,565.31	2,850.44	14,415.75	0.10%	12,897.87	1,613.81	14,511.68	0.09%
Democratic People's Rep. of Korea	4,104.13	1,900.60	6,004.73	0.04%	5,270.06	3,157.91	8,427.97	0.05%
Democratic Republic of the Congo	56,314.65	96,565.18	152,879.83	1.07%	40,255.88	117,045.43	157,301.31	1.02%
Denmark	298,004.83	124,395.71	422,400.54	2.96%	204,675.51	192,768.53	397,444.04	2.59%
Djibouti	3,460.85	18,944.19	22,405.04	0.16%	3,059.34	22,150.09	25,209.43	0.16%
Dominica	749.50	270.48	1,019.98	0.01%	1.84	151.85	153.69	0.00%
Dominican Republic	20,912.09	10,624.11	31,536.21	0.22%	10,267.71	12,779.04	23,046.75	0.15%
Ecuador	8,642.83	9,021.67	17,664.50	0.12%	3,586.63	13,677.71	17,264.34	0.11%
Egypt	24,783.98	75,314.55	100,098.52	0.70%	14,185.63	66,231.76	80,417.39	0.52%
El Salvador	15,904.74	18,327.15	34,231.88	0.24%	13,663.83	17,007.12	30,670.94	0.20%
Equatorial Guinea	200.90	1,141.34	1,342.24	0.01%	173.75	658.91	832.66	0.01%
Eritrea	1,632.27	6,057.24	7,689.51	0.05%	440.66	5,458.11	5,898.77	0.04%
Estonia	1.73	564.73	566.46	0.00%	1,019.59	2,528.05	3,547.64	0.02%
Ethiopia	79,836.52	93,959.85	173,796.37	1.22%	84,092.70	128,862.92	212,955.63	1.39%
Fiji	1,181.44	5,090.53	6,271.98	0.04%	2,156.38	6,229.80	8,386.18	0.05%
Finland	19,079.15	2,736.18	21,815.33	0.15%	30,623.17	2,237.41	32,860.59	0.21%
France	374,166.58	62,545.25	436,711.83	3.06%	349,179.48	96,384.29	445,563.77	2.90%
Gabon	816.95	3,260.49	4,077.44	0.03%	733.61	2,570.78	3,304.39	0.02%
Gambia	1,042.98	2,668.34	3,711.32	0.03%	1,400.56	4,366.71	5,767.27	0.04%
Georgia	2,433.88	20,313.64	22,747.52	0.16%	1,687.96	9,422.92	11,110.88	0.07%
Germany	143,209.48	52,146.23	195,355.72	1.37%	136,800.17	73,822.76	210,622.93	1.37%
Ghana	12,536.82	15,378.05	27,914.87	0.20%	8,828.03	23,631.63	32,459.66	0.21%
Greece	522.17	3,761.55	4,283.72	0.03%	1,468.13	5,489.82	6,957.96	0.05%
Grenada		242.96	242.96	0.00%	0.28	179.66	179.95	0.00%
Guatemala	24,337.01	46,763.32	71,100.33	0.50%	11,960.24	48,225.23	60,185.47	0.39%
Guinea	3,419.18	10,941.66	14,360.84	0.10%	2,789.50	15,779.32	18,568.82	0.12%
Guinea-Bissau	3,319.86	6,315.49	9,635.34	0.07%	3,142.49	6,337.96	9,480.45	0.06%
Guyana	579.99	1,502.34	2,082.34	0.01%	287.15	780.03	1,067.18	0.01%
Haiti	41,571.86	87,992.20	129,564.06	0.91%	26,902.35	81,437.63	108,339.98	0.70%
Honduras	31,055.85	15,079.02	46,134.88	0.32%	18,888.95	15,574.56	34,463.51	0.22%
Hungary	4,347.22	2,947.77	7,295.00	0.05%	4,356.55	4,226.48	8,583.03	0.06%
Iceland		16,090.28	16,090.28	0.11%		298.20	298.20	0.00%
India	658,002.80	66,627.23	724,630.02	5.08%	772,108.83	103,211.03	875,319.86	5.69%
Indonesia	144,198.73	34,360.15	178,558.88	1.25%	117,519.99	58,890.23	176,410.22	1.15%
Iran (Islamic Republic of)	4,783.65	25,196.45	29,980.10	0.21%	7,205.94	16,681.72	23,887.67	0.16%
Iraq	11,479.39	30,239.10	41,718.49	0.29%	12,070.77	29,973.87	42,044.64	0.27%
Ireland	12,947.79	13,171.99	26,119.78	0.18%	8,421.72	12,539.61	20,961.32	0.14%

## Total procurement of goods and services (by supplier country or country of contractor)

(USD Thousand)

Country	2011				2012			
	Goods	Services	Total	%	Goods	Services	Total	%
Afghanistan	66,773.38	470,527.13	537,300.51	3.76%	54,627.11	637,905.26	692,532.37	4.51%
Israel	35,204.32	19,141.34	54,345.66	0.38%	29,973.94	9,878.57	39,852.51	0.26%
Italy	235,976.56	187,281.92	423,258.48	2.96%	170,335.42	161,470.57	331,805.99	2.16%
Jamaica	1,108.86	3,792.03	4,900.89	0.03%	871.52	4,229.57	5,101.10	0.03%
Japan	106,499.34	16,137.33	122,636.68	0.86%	102,172.08	14,604.96	116,777.03	0.76%
Jordan	19,366.88	129,535.38	148,902.26	1.04%	53,126.54	121,985.93	175,112.47	1.14%
Kazakhstan	13,708.90	4,630.24	18,339.14	0.13%	23,046.58	5,329.15	28,375.74	0.18%
Kenya	114,956.85	283,866.75	398,823.60	2.79%	93,562.79	322,702.73	416,265.52	2.71%
Kiribati	29.43	219.63	249.06	0.00%	39.64	203.93	243.56	0.00%
Kuwait	32,953.53	8,055.67	41,009.21	0.29%	20,895.29	12,338.73	33,234.02	0.22%
Kyrgyzstan	6,746.11	8,543.50	15,289.61	0.11%	5,502.66	10,801.14	16,303.80	0.11%
Lao People's Democratic Republic	4,363.16	6,389.85	10,753.01	0.08%	3,908.87	7,757.09	11,665.96	0.08%
Latvia	589.59	1,459.42	2,049.01	0.01%	478.22	1,835.16	2,313.38	0.02%
Lebanon	49,257.37	48,932.27	98,189.64	0.69%	55,456.57	49,684.07	105,140.64	0.68%
Lesotho	2,113.65	3,663.46	5,777.11	0.04%	3,191.95	3,660.81	6,852.76	0.04%
Liberia	44,535.81	39,287.62	83,823.42	0.59%	53,372.83	39,027.25	92,400.08	0.60%
Libya	429.22	6,679.45	7,108.67	0.05%	3,633.67	6,415.15	10,048.82	0.07%
Liechtenstein		94.91	94.91	0.00%		156.52	156.52	0.00%
Lithuania	778.22	2,527.57	3,305.79	0.02%	67.30	2,891.86	2,959.16	0.02%
Luxembourg	4,116.54	1,259.82	5,376.37	0.04%	7,512.06	3,432.85	10,944.91	0.07%
Madagascar	9,334.65	7,955.19	17,289.84	0.12%	6,791.48	14,248.71	21,040.19	0.14%
Malawi	48,956.44	13,519.90	62,476.35	0.44%	22,455.64	22,201.46	44,657.10	0.29%
Malaysia	9,845.55	10,941.10	20,786.65	0.15%	11,660.67	15,604.61	27,265.29	0.18%
Maldives	212.79	1,431.53	1,644.33	0.01%	263.92	1,941.42	2,205.34	0.01%
Mali	17,246.98	19,210.20	36,457.18	0.26%	21,461.56	29,379.00	50,840.57	0.33%
Malta	31.42	8,009.09	8,040.52	0.06%	153.64	14,044.29	14,197.93	0.09%
Marshall Islands	15.51	136.17	151.68	0.00%	8.57	54.59	63.15	0.00%
Mauritania	2,252.92	8,819.78	11,072.70	0.08%	7,374.83	20,133.00	27,507.83	0.18%
Mauritius	3,889.20	12,176.38	16,065.58	0.11%	5,725.14	15,944.76	21,669.90	0.14%
Mexico	14,213.37	30,923.52	45,136.88	0.32%	6,721.67	47,162.06	53,883.73	0.35%
Micronesia (Federated States of)	21.19	576.40	597.59	0.00%	15.29	162.45	177.73	0.00%
Monaco		266.02	266.02	0.00%		243.38	243.38	0.00%
Mongolia	2,936.99	4,550.52	7,487.51	0.05%	1,352.32	3,813.09	5,165.41	0.03%
Montenegro	155.76	597.06	752.82	0.01%	64.99	693.33	758.32	0.00%
Morocco	12,035.53	12,697.62	24,733.15	0.17%	9,224.34	14,700.87	23,925.21	0.16%
Mozambique	20,117.14	24,134.30	44,251.44	0.31%	11,695.84	17,423.86	29,119.70	0.19%
Myanmar	23,014.88	11,606.25	34,621.13		32,827.11	17,291.32	50,118.43	
Namibia	1,379.38	8,741.65	10,121.02	0.07%	1,010.90	5,353.77	6,364.67	0.04%
Nauru	313.84	164.97	478.81	0.00%	82.13	70.84	152.98	0.00%
Nepal	8,401.93	41,389.22	49,791.15	0.35%	6,491.90	41,804.56	48,296.46	0.31%
Netherlands	115,975.43	21,675.87	137,651.30	0.96%	176,664.40	32,457.74	209,122.14	1.36%
New Zealand	1,222.19	1,743.50	2,965.69	0.02%	2,311.02	4,253.35	6,564.37	0.04%
Nicaragua	7,937.09	19,114.41	27,051.50	0.19%	8,419.91	14,412.95	22,832.86	0.15%
Niger	33,705.90	22,127.04	55,832.94	0.39%	30,699.97	22,987.33	53,687.30	0.35%
Nigeria	4,298.52	38,529.44	42,827.96	0.30%	13,125.72	44,094.43	57,220.14	0.37%
Norway	12,343.38	10,155.56	22,498.94	0.16%	11,796.52	8,726.61	20,523.14	0.13%
Oman	4,778.63	2,341.87	7,120.51	0.05%	4,730.23	443.47	5,173.70	0.03%
Pakistan	162,422.85	105,230.94	267,653.79	1.87%	120,619.43	129,990.34	250,609.77	1.63%
Palau	33.79	319.57	353.36	0.00%	21.25	137.01	158.26	0.00%
Panama	113,818.58	82,426.36	196,244.95	1.37%	93,738.18	72,311.36	166,049.54	1.08%
Papua New Guinea	686.25	3,746.70	4,432.96	0.03%	652.62	3,533.83	4,186.46	0.03%
Paraguay	4,282.00	17,003.33	21,285.33	0.15%	14,237.25	20,039.64	34,276.89	0.22%
Peru	67,243.06	82,021.19	149,264.25	1.05%	45,756.77	80,503.34	126,260.12	0.82%
Philippines	6,723.58	16,314.35	23,037.93	0.16%	8,146.35	20,110.25	28,256.60	0.18%
Poland	399.51	2,639.71	3,039.23	0.02%	805.88	3,565.53	4,371.40	0.03%
Portugal	555.54	7,418.37	7,973.91	0.06%	686.26	6,781.25	7,467.51	0.05%
Qatar	95.20	691.88	787.08	0.01%	18.19	965.11	983.31	0.01%
Republic of Korea, (South)	23,751.28	5,100.29	28,851.57	0.20%	48,289.21	4,379.37	52,668.58	0.34%
Republic of Moldova	2,551.55	7,211.79	9,763.34	0.07%	1,725.11	18,699.17	20,424.28	0.13%
Romania	3,472.90	1,957.63	5,430.54	0.04%	2,869.89	3,598.17	6,468.06	0.04%
Russian Federation	143,570.69	453,603.42	597,174.11	4.18%	49,810.91	353,155.45	402,966.36	2.62%
Rwanda	8,462.99	10,927.59	19,390.58	0.14%	15,844.27	16,567.44	32,411.70	0.21%
Saint Kitts and Nevis	22.00	258.38	280.38	0.00%	13.40	260.52	273.92	0.00%
Saint Lucia	12.07	554.04	566.12	0.00%	1.06	614.99	616.05	0.00%
Saint Vincent and the Grenadines	0.72	283.58	284.30	0.00%	238.53	191.79	430.32	0.00%
Samoa	850.98	3,225.31	4,076.29	0.03%	650.02	3,104.69	3,754.71	0.02%
San Marino	26.15	864.37	890.52	0.01%	17.09	787.93	805.03	0.01%
Sao Tome and Principe	225.90	875.94	1,101.84	0.01%	258.10	1,197.34	1,455.44	0.01%
Saudi Arabia	408.93	19,704.95	20,113.87	0.14%	753.89	21,828.61	22,582.49	0.15%
Senegal	6,749.39	24,891.96	31,641.35		6,971.68	32,526.76	39,498.45	
Serbia	2,370.55	6,496.75	8,867.30	0.06%	2,241.52	7,008.54	9,250.06	0.06%
Seychelles	168.77	2,852.84	3,021.61	0.02%	113.62	2,805.46	2,919.08	0.02%
Sierra Leone	10,009.84	13,556.49	23,566.33	0.17%	14,072.85	14,026.62	28,099.47	0.18%
Singapore	1,395.98	4,922.90	6,318.89	0.04%	1,239.61	3,035.19	4,274.79	0.03%
Slovakia	966.76	2,597.78	3,564.54	0.02%	935.76	2,642.25	3,578.01	0.02%
Slovenia	60.98	1,056.57	1,117.54	0.01%	513.16	1,187.75	1,700.91	0.01%
Solomon Islands	506.89	1,854.79	2,361.68	0.02%	479.64	1,099.80	1,579.44	0.01%
Somalia	4,546.13	41,898.07	46,444.20	0.33%	6,328.18	48,884.60	55,212.79	0.36%
South Africa	114,949.53	73,256.23	188,205.76	1.32%	82,888.06	84,719.71	167,607.77	1.09%
South Sudan	1,199.10	3,888.19	5,087.29	0.04%	9,066.66	28,587.18	37,653.84	0.24%
Spain	16,399.04	36,005.46	52,404.50	0.37%	16,751.97	56,635.06	73,387.02	0.48%

## Total procurement of goods and services (by supplier country or country of contractor)

(USD Thousand)

Country	2011				2012			
	Goods	Services	Total	%	Goods	Services	Total	%
Afghanistan	66,773.38	470,527.13	537,300.51	3.76%	54,627.11	637,905.26	692,532.37	4.51%
Sri Lanka	18,625.07	24,014.37	42,639.44	0.30%	8,764.29	24,333.88	33,098.18	0.22%
Sudan	170,814.95	234,026.32	404,841.26	2.84%	202,121.86	229,412.90	431,534.76	2.81%
Suriname	560.60	835.27	1,395.87	0.01%	436.75	1,235.90	1,672.65	0.01%
Swaziland	2,200.94	1,940.58	4,141.52	0.03%	369.06	2,324.61	2,693.67	0.02%
Sweden	8,020.34	10,463.03	18,483.37	0.13%	18,750.07	10,310.15	29,060.22	0.19%
Switzerland	386,549.63	349,343.70	735,893.33	5.15%	257,385.07	353,668.74	611,053.81	3.98%
Syrian Arab Republic	15,487.49	18,938.33	34,425.83	0.24%	43,820.78	17,452.11	61,272.89	0.40%
Tajikistan	4,362.68	18,632.65	22,995.33	0.16%	3,796.13	19,510.17	23,306.30	0.15%
Thailand	20,008.61	17,024.50	37,033.11	0.26%	23,023.87	32,325.52	55,349.38	0.36%
The former Yugoslav Republic of Mac	1,070.08	11,802.06	12,872.14	0.09%	901.57	8,574.49	9,476.06	0.06%
Timor-Leste	3,308.67	7,707.80	11,016.47	0.08%	4,193.13	6,363.36	10,556.49	0.07%
Togo	5,199.56	6,817.71	12,017.26	0.08%	13,774.75	15,427.12	29,201.87	0.19%
Tonga	60.50	317.50	378.00	0.00%	10.41	459.76	470.17	0.00%
Trinidad and Tobago	1,263.89	1,855.89	3,119.79	0.02%	144.78	2,074.06	2,218.84	0.01%
Tunisia	8,421.24	8,424.91	16,846.15	0.12%	1,521.81	8,069.20	9,591.02	0.06%
Turkey	84,670.19	27,255.23	111,925.42	0.78%	89,991.25	25,268.60	115,259.85	0.75%
Turkmenistan	727.71	1,340.44	2,068.16	0.01%	976.65	2,503.62	3,480.26	0.02%
Tuvalu	94.76	447.06	541.82	0.00%	148.12	413.37	561.49	0.00%
Uganda	52,824.74	58,794.24	111,618.98	0.78%	40,322.26	88,632.77	128,955.03	0.84%
Ukraine	14,847.02	134,290.24	149,137.26	1.04%	21,334.29	119,955.73	141,290.02	0.92%
United Arab Emirates	249,879.68	56,685.20	306,564.89	2.15%	256,033.97	112,978.64	369,012.61	2.40%
United Kingdom	260,628.50	156,409.31	417,037.81	2.92%	251,360.16	186,326.27	437,686.43	2.85%
United Republic of Tanzania	41,334.60	34,806.69	76,141.29	0.53%	41,535.23	57,183.60	98,718.83	0.64%
United States of America	409,948.99	1,124,854.03	1,534,803.02	10.75%	449,546.77	1,048,479.06	1,498,025.83	9.75%
Uruguay	3,444.16	17,349.84	20,794.00	0.15%	2,190.75	16,210.72	18,401.47	0.12%
Uzbekistan	1,412.58	4,473.70	5,886.28	0.04%	1,852.46	6,601.56	8,454.03	0.05%
Vanuatu	46.24	164.27	210.51	0.00%	125.43	325.32	450.75	0.00%
Venezuela (Bolivarian Republic of)	4,086.52	3,649.23	7,735.75	0.05%	2,372.55	5,162.94	7,535.49	0.05%
Viet Nam	13,435.84	12,091.13	25,526.97	0.18%	22,040.61	14,123.79	36,164.40	0.24%
Yemen	30,161.77	19,131.32	49,293.09	0.35%	38,193.75	22,263.64	60,457.39	0.39%
Zambia	14,483.14	9,880.76	24,363.90	0.17%	39,381.96	16,336.91	55,718.88	0.36%
Zimbabwe	28,020.97	54,635.40	82,656.37	0.58%	19,896.07	67,012.09	86,908.16	0.57%
<b>Sub-Total</b>	<b>6,880,477.20</b>	<b>7,035,677.02</b>	<b>13,916,154.22</b>	<b>97.48%</b>	<b>6,569,929.50</b>	<b>7,808,023.83</b>	<b>14,377,953.34</b>	<b>93.53%</b>
Unspecified Countries	110,969.90	48,077.61	159,047.51	1.11%	150,456.67	605,504.91	755,961.58	4.92%
Global Projects								
Interregional Projects								
Arab Countries	70,921.37	110,160.63	181,081.99	1.27%	84,558.03	123,145.93	207,703.96	1.35%
African Countries	219.51	212.80	432.31	0.00%	306.30	388.50	694.80	0.00%
Asian Countries	536.74	705.32	1,242.06	0.01%	69.57	1,676.64	1,746.21	0.01%
European Countries	1,860.76	8,380.62	10,241.38	0.07%	1,076.44	11,082.95	12,159.39	0.08%
Latin America And The Caribbean	574.34	7,262.10	7,836.44	0.05%	1,228.05	14,653.91	15,881.96	0.10%
<b>Grand-Total</b>	<b>7,065,559.82</b>	<b>7,210,476.09</b>	<b>14,276,035.91</b>	<b>100.00%</b>	<b>6,807,624.57</b>	<b>8,564,476.67</b>	<b>15,372,101.24</b>	<b>100.00%</b>
	49.49%	50.51%	100.00%		44.29%	55.71%	100.00%	
<b>Developed Countries:</b>	<b>3,060,662.96</b>	<b>2,528,418.58</b>	<b>5,589,081.55</b>		<b>2,979,020.21</b>	<b>2,626,602.57</b>	<b>5,605,622.78</b>	
Percentage	43.32%	35.07%	39.15%		43.76%	30.67%	38.35%	
<b>Developing Countries/ Economies In Transition:</b>	<b>3,893,926.95</b>	<b>4,633,979.90</b>	<b>8,527,906.85</b>		<b>3,678,147.68</b>	<b>5,332,369.19</b>	<b>9,010,516.87</b>	
Percentage	55.11%	64.27%	59.74%		54.03%	62.26%	61.65%	
<b>Arab States</b>	<b>722,120.75</b>	<b>885,385.14</b>	<b>1,607,505.89</b>		<b>831,473.57</b>	<b>955,234.18</b>	<b>1,786,707.75</b>	
Percentage	10.22%	12.28%	11.26%		12.21%	11.15%	12.25%	
<b>Africa</b>	<b>844,258.42</b>	<b>1,244,722.77</b>	<b>2,088,981.18</b>		<b>795,757.21</b>	<b>1,488,690.24</b>	<b>2,284,447.44</b>	
Percentage	11.95%	17.26%	14.63%		11.69%	17.38%	15.66%	
<b>Asia &amp; Pacific</b>	<b>1,305,248.69</b>	<b>954,015.90</b>	<b>2,259,264.59</b>		<b>1,354,659.14</b>	<b>1,301,763.26</b>	<b>2,656,422.40</b>	
Percentage	18.47%	13.23%	15.83%		19.90%	15.20%	18.20%	
<b>Europe &amp; Cis</b>	<b>290,865.53</b>	<b>746,079.10</b>	<b>1,036,944.63</b>		<b>220,278.06</b>	<b>636,507.42</b>	<b>856,785.49</b>	
Percentage	4.12%	10.35%	7.26%		3.24%	7.43%	5.89%	
<b>Latin America &amp; The Caribbean</b>	<b>728,882.00</b>	<b>796,565.21</b>	<b>1,525,447.21</b>		<b>474,254.60</b>	<b>931,474.91</b>	<b>1,405,729.51</b>	
Percentage	10.32%	11.05%	10.69%		6.97%	10.88%	9.65%	
<b>Others</b>	<b>110,969.90</b>	<b>48,077.61</b>	<b>159,047.51</b>		<b>150,456.67</b>	<b>605,504.91</b>	<b>755,961.58</b>	
Percentage	1.57%	0.67%	1.11%					

## Total procurement by UN organization

Agency	2011				2012			
	Goods	Services	Total	% of Total	Goods	Services	Total	% of Total
ESCAP	4.41	7.11	11.52	0.08%	1.77	3.89	5.66	0.04%
ESCWA	1.39	1.39	2.77	0.02%	3.64	1.29	4.93	0.03%
ECLAC	2.83	12.19	15.02	0.11%	2.07	4.03	6.10	0.04%
FAO	78.25	56.85	135.10	0.95%	39.11	47.42	86.53	0.56%
IAEA	69.02	94.11	163.12	1.14%	57.35	109.40	166.75	1.08%
IFAD	1.16	46.39	47.55	0.33%	1.19	44.44	45.63	0.30%
ILO	14.28	79.21	93.49	0.65%	8.23	108.16	116.39	0.76%
ITC	1.02	11.93	12.94	0.09%	0.60	11.22	11.83	0.08%
ITU	Data not submitted				4.03	27.41	31.44	0.20%
OPCW	2.68	6.30	8.98	0.06%	2.46	8.42	10.88	0.07%
PAHO	593.24	13.43	606.67	4.25%	625.02	9.88	634.91	4.13%
UNDP	652.04	2,039.93	2,691.97	18.86%	761.68	2,412.24	3,173.92	20.65%
UNECA	17.24	5.39	22.63	0.16%	12.59	5.26	17.85	0.12%
UNESCO	23.91	121.03	144.94	1.02%	11.14	109.92	121.06	0.79%
UNFPA	148.84	213.52	362.36	2.54%	215.36	119.85	335.22	2.18%
UNHCR	264.71	270.40	535.10	3.75%	284.42	277.65	562.07	3.66%
UNICEF	2,153.57		2,153.57	15.09%	1,870.14	587.02	2,457.16	15.98%
UNIDO	47.77	38.24	86.01	0.60%	35.93	91.35	127.28	0.83%
UN/PD	1,073.85	2,099.90	3,173.75	22.23%	1,044.29	1,827.43	2,871.73	18.68%
UNOG	24.01	86.21	110.22	0.77%	11.65	76.02	87.67	0.57%
UNON	24.33	82.76	107.08	0.75%	15.37	28.09	43.46	0.28%
UNOPS	318.29	459.96	778.25	5.45%	247.13	492.59	739.72	4.81%
UNOV	5.15	9.61	14.76	0.10%	4.36	6.16	10.52	0.07%
UNRWA	141.19	140.79	281.97	1.98%	140.93	151.22	292.15	1.90%
UNU	0.02	1.10	1.13	0.01%	0.02	1.16	1.18	0.01%
UNV	0.90	15.10	16.00	0.11%	0.17	13.13	13.30	0.09%
UNWOMEN	Data not submitted				6.97	70.22	77.20	0.50%
UPU	0.94		0.94	0.01%	0.69		0.69	0.00%
WFP	1,395.08	1,137.26	2,532.34	17.74%	1,263.14	1,220.84	2,483.98	16.16%
WHO	Data not submitted				135.09	554.50	689.59	4.49%
WIPO		146.12	146.12	1.02%		127.09	127.09	0.83%
WMO	5.01	10.71	15.72	0.11%	0.94	12.55	13.49	0.09%
WTO	0.43	3.53	3.96	0.03%	0.11	4.61	4.73	0.03%
<b>TOTAL</b>	<b>7,065.56</b>	<b>7,210.48</b>	<b>14,276.04</b>	<b>100.00%</b>	<b>6,807.62</b>	<b>8,564.48</b>	<b>15,372.10</b>	<b>100.00%</b>

The UN Annual Statistical Report presents all data in US dollars. Some agencies, have their budgets and accounting in currencies other than US dollars thereby necessitating currency conversion using an average annual conversion rate. Due to extreme exchange rate fluctuations, data presented in US dollars may show trends in terms of procurement volume increases or decreases that are the reciprocal of the trend shown by the data in the original currency.

## Total procurement of goods by country of supplier

Supplier Country	(USD Thousand)	
	Procurement of Goods	%
Afghanistan	54,627.11	0.80%
Albania	1,042.55	0.02%
Algeria	5,288.01	0.08%
Andorra		
Angola	1,849.07	0.03%
Antigua and Barbuda	25.36	0.00%
Argentina	145,454.77	2.14%
Armenia	1,638.89	0.02%
Australia	60,818.31	0.89%
Austria	49,269.85	0.72%
Azerbaijan	3,031.52	0.04%
Bahamas	3.12	0.00%
Bahrain	216.20	0.00%
Bangladesh	18,767.91	0.28%
Barbados	580.50	0.01%
Belarus	4,888.69	0.07%
Belgium	563,358.44	8.28%
Belize	315.92	0.00%
Benin	15,771.23	0.23%
Bhutan	1,558.18	0.02%
Bolivia (Plurinational State of)	5,486.24	0.08%
Bosnia and Herzegovina	6,668.27	0.10%
Botswana	1,381.77	0.02%
Brazil	31,938.23	0.47%
Brunei Darussalam		
Bulgaria	1,458.57	0.02%
Burkina Faso	15,200.92	0.22%
Burundi	6,601.95	0.10%
Cambodia	11,305.55	0.17%
Cameroon	7,169.07	0.11%
Canada	38,174.17	0.56%
Cape Verde	812.14	0.01%
Central African Republic	5,984.94	0.09%
Chad	13,768.63	0.20%
Chile	3,719.03	0.05%
China	76,242.41	1.12%
Colombia	16,570.79	0.24%
Comoros	1,655.75	0.02%
Congo, Republic of the	5,494.41	0.08%
Costa Rica	1,806.91	0.03%
Côte D'Ivoire	32,783.35	0.48%
Croatia	724.72	0.01%
Cuba	5,590.17	0.08%
Cyprus	15,411.97	0.23%
Czech Republic	12,897.87	0.19%
Democratic People's Rep. of Korea (North)	5,270.06	0.08%
Democratic Republic of the Congo	40,255.88	0.59%
Denmark	204,675.51	3.01%
Djibouti	3,059.34	0.04%
Dominica	1.84	0.00%
Dominican Republic	10,267.71	0.15%
Ecuador	3,586.63	0.05%
Egypt	14,185.63	0.21%
El Salvador	13,663.83	0.20%
Equatorial Guinea	173.75	0.00%
Eritrea	440.66	0.01%
Estonia	1,019.59	0.01%
Ethiopia	84,092.70	1.24%
Fiji	2,156.38	0.03%
Finland	30,623.17	0.45%
France	349,179.48	5.13%
Gabon	733.61	0.01%
Gambia	1,400.56	0.02%
Georgia	1,687.96	0.02%
Germany	136,800.17	2.01%
Ghana	8,828.03	0.13%
Greece	1,468.13	0.02%
Grenada	0.28	0.00%
Guatemala	11,960.24	0.18%
Guinea	3,142.49	0.05%
Guinea-Bissau	2,789.50	0.04%
Guyana	287.15	0.00%
Haiti	26,902.35	0.40%
Honduras	18,888.95	0.28%
Hungary	4,356.55	0.06%
Iceland		
India	772,108.83	11.34%
Indonesia	117,519.99	1.73%
Iran (Islamic Republic of)	7,205.94	0.11%
Iraq	12,070.77	0.18%



## Total procurement of goods by country of supplier

Supplier Country	(USD Thousand)	
	Procurement of Goods	%
Ireland	8,421.72	0.12%
Israel	29,973.94	0.44%
Italy	170,335.42	2.50%
Jamaica	871.52	0.01%
Japan	102,172.08	1.50%
Jordan	53,126.54	0.78%
Kazakhstan	23,046.58	0.34%
Kenya	93,562.79	1.37%
Kiribati	39.64	0.00%
Kuwait	20,895.29	0.31%
Kyrgyzstan	5,502.66	0.08%
Lao People's Democratic Republic	3,908.87	0.06%
Latvia	478.22	0.01%
Lebanon	55,456.57	0.81%
Lesotho	3,191.95	0.05%
Liberia	53,372.83	0.78%
Libya	3,633.67	0.05%
Liechtenstein		
Lithuania	67.30	0.00%
Luxembourg	7,512.06	0.11%
Madagascar	6,791.48	0.10%
Malawi	22,455.64	0.33%
Malaysia	11,660.67	0.17%
Maldives	263.92	0.00%
Mali	21,461.56	0.32%
Malta	153.64	0.00%
Marshall Islands	8.57	0.00%
Mauritania	7,374.83	0.11%
Mauritius	5,725.14	0.08%
Mexico	6,721.67	0.10%
Micronesia (Federated States of)	15.29	0.00%
Monaco		
Mongolia	1,352.32	0.02%
Montenegro	64.99	0.00%
Morocco	9,224.34	0.14%
Mozambique	11,695.84	0.17%
Myanmar	32,827.11	0.48%
Namibia	1,010.90	0.01%
Nauru	82.13	0.00%
Nepal	6,491.90	0.10%
Netherlands	176,664.40	2.60%
New Zealand	2,311.02	0.03%
Nicaragua	8,419.91	0.12%
Niger	30,699.97	0.45%
Nigeria	13,125.72	0.19%
Norway	11,796.52	0.17%
Oman	4,730.23	0.07%
Pakistan	120,619.43	1.77%
Palau	21.25	0.00%
Panama	93,738.18	1.38%
Papua New Guinea	652.62	0.01%
Paraguay	14,237.25	0.21%
Peru	45,756.77	0.67%
Philippines	8,146.35	0.12%
Poland	805.88	0.01%
Portugal	686.26	0.01%
Qatar	18.19	0.00%
Republic of Korea, (South)	48,289.21	0.71%
Republic of Moldova	1,725.11	0.03%
Romania	2,869.89	0.04%
Russian Federation	49,810.91	0.73%
Rwanda	15,844.27	0.23%
Saint Kitts and Nevis	13.40	0.00%
Saint Lucia	1.06	0.00%
Saint Vincent and the Grenadines	238.53	0.00%
Samoa	650.02	0.01%
San Marino	17.09	0.00%
Sao Tome and Principe	258.10	0.00%
Saudi Arabia	753.89	0.01%
Senegal	6,971.68	
Serbia	2,241.52	0.03%
Seychelles	113.62	0.00%
Sierra Leone	14,072.85	0.21%
Singapore	1,239.61	0.02%
Slovakia	935.76	0.01%
Slovenia	513.16	0.01%
Solomon Islands	479.64	0.01%
Somalia	6,328.18	0.09%
South Africa	82,888.06	1.22%
South Sudan	9,066.66	0.13%

## Total procurement of goods by country of supplier

Supplier Country	Procurement of Goods	(USD Thousand)	
			%
Spain	16,751.97		0.25%
Sri Lanka	8,764.29		0.13%
Sudan	202,121.86		2.97%
Suriname	436.75		0.01%
Swaziland	369.06		0.01%
Sweden	18,750.07		0.28%
Switzerland	257,385.07		3.78%
Syrian Arab Republic	43,820.78		0.64%
Tajikistan	3,796.13		0.06%
Thailand	23,023.87		0.34%
The former Yugoslav Republic of Macedonia	901.57		0.01%
Timor-Leste	4,193.13		0.06%
Togo	13,774.75		0.20%
Tonga	10.41		0.00%
Trinidad and Tobago	144.78		0.00%
Tunisia	1,521.81		0.02%
Turkey	89,991.25		1.32%
Turkmenistan	976.65		0.01%
Tuvalu	148.12		0.00%
Uganda	40,322.26		0.59%
Ukraine	21,334.29		0.31%
United Arab Emirates	256,033.97		3.76%
United Kingdom	251,360.16		3.69%
United Republic of Tanzania	41,535.23		0.61%
United States of America	449,546.77		6.60%
Uruguay	2,190.75		0.03%
Uzbekistan	1,852.46		0.03%
Vanuatu	125.43		0.00%
Venezuela (Bolivarian Republic of)	2,372.55		0.03%
Viet Nam	22,040.61		0.32%
Yemen	38,193.75		0.56%
Zambia	39,381.96		0.58%
Zimbabwe	19,896.07		0.29%
<b>Sub-Total</b>	<b>6,569,929.50</b>		<b>96.51%</b>
Unspecified Countries	150,456.67		2.21%
Global Projects			
Interregional Projects			
Arab Countries	84,558.03		1.24%
African Countries	306.30		0.00%
Asian Countries	69.57		0.00%
European Countries	1,076.44		0.02%
Latin America And The Caribbean	1,228.05		0.02%
<b>Grand-Total</b>	<b>6,807,624.57</b>		<b>100.00%</b>
<b>Industrialized Countries:</b>	<b>2,979,020.21</b>		
Percentage	43.76%		
<b>Developing Countries/ Economies In Transition:</b>	<b>3,678,147.68</b>		
Percentage	54.03%		
<b>Arab States</b>	<b>831,473.57</b>		
Percentage	12.21%		
<b>Africa</b>	<b>795,757.21</b>		
Percentage	11.69%		
<b>Asia &amp; Pacific</b>	<b>1,354,659.14</b>		
Percentage	19.90%		
<b>Europe &amp; Cis</b>	<b>220,278.06</b>		
Percentage	3.24%		
<b>Latin America &amp; The Caribbean</b>	<b>474,254.60</b>		
Percentage	6.97%		
<b>Others</b>	<b>150,456.67</b>		
Percentage	2.21%		

## Procurement of goods by UN organization and country of supplier

Procurement of Goods		Agencies					(USD Thousand)
Supplier Country	ESCAP	ESCWA	ECA	ECLAC	FAO	IAEA	
Afghanistan					597.45		
Albania							
Algeria							
Andorra							
Angola							
Antigua and Barbuda							
Argentina						81.23	
Armenia							
Australia				4.78	123.10	182.07	
Austria		1,178.02			804.01	19,346.90	
Azerbaijan							
Bahamas							
Bahrain							
Bangladesh					524.19		
Barbados							
Belarus							
Belgium					114.26	360.91	
Belize							
Benin							
Bhutan							
Bolivia (Plurinational State of)					6.00		
Bosnia and Herzegovina							
Botswana					25.59		
Brazil				10.31	49.17	80.08	
Brunei Darussalam							
Bulgaria					11.47		
Burkina Faso						56.30	
Burundi							
Cambodia							
Cameroon							
Canada			5.13		46.70	1,606.13	
Cape Verde							
Central African Republic							
Chad							
Chile				1,164.89	196.94		
China					860.67	331.71	
Colombia							
Comoros							
Congo, Republic of the							
Costa Rica					1.50		
Côte D'Ivoire					275.97		
Croatia						9.68	
Cuba					1.64		
Cyprus			195.40				
Czech Republic						129.98	
Democratic People's Rep. of Korea (North)					943.02		
Democratic Republic of the Congo							
Denmark	3.49	49.58	805.77	171.31	1,359.99	404.73	
Djibouti							
Dominica							
Dominican Republic					174.90		
Ecuador					1.14		
Egypt					177.45	131.79	
El Salvador						14.36	
Equatorial Guinea							
Eritrea							
Estonia							
Ethiopia			984.10			210.63	
Fiji							
Finland						51.44	
France					840.88	1,374.97	
Gabon							
Gambia							
Georgia							
Germany		51.41	20.43		419.89	11,184.89	
Ghana					190.78		
Greece					2.20	109.94	
Grenada							
Guatemala					3.66		
Guinea							
Guinea-Bissau							
Guyana							
Haiti							
Honduras					896.46		
Hungary			13.50			1,973.99	
Iceland							
India	13.64		5.03		306.68	57.98	
Indonesia							
Iran (Islamic Republic of)							
Iraq						5.72	
Ireland			331.32	5.19	84.09	5.63	

## Procurement of goods by UN organization and country of supplier

Procurement of Goods		Agencies					(USD Thousand)
Supplier Country	ESCAP	ESCWA	ECA	ECLAC	FAO	IAEA	
Israel			4,779.88			214.23	
Italy	1.40		220.31		6,093.44	1,149.65	
Jamaica							
Japan					316.37	349.39	
Jordan					1,892.79		
Kazakhstan							
Kenya			425.69		82.20	8.47	
Kiribati							
Kuwait							
Kyrgyzstan					80.55		
Lao People's Democratic Republic							
Latvia						73.87	
Lebanon		2,210.77			238.84		
Lesotho							
Liberia					94.99		
Libya							
Liechtenstein							
Lithuania						51.00	
Luxembourg							
Madagascar							
Malawi							
Malaysia					66.74	14.41	
Maldives							
Mali					808.21		
Malta							
Marshall Islands							
Mauritania							
Mauritius					4,106.24	18.41	
Mexico				116.68	57.69	154.92	
Micronesia (Federated States of)							
Monaco							
Mongolia							
Montenegro							
Morocco					31.95	10.29	
Mozambique							
Myanmar							
Namibia							
Nauru							
Nepal							
Netherlands					2,122.51	1,165.52	
New Zealand			51.44		114.19	2.41	
Nicaragua					772.73		
Niger					1,098.03		
Nigeria					24.79		
Norway					35.50	9.52	
Oman							
Pakistan					20.25		
Palau							
Panama					127.18		
Papua New Guinea							
Paraguay							
Peru							
Philippines							
Poland						40.42	
Portugal					6.13		
Qatar							
Republic of Korea, (South)	19.94					73.39	
Republic of Moldova					47.99		
Romania							
Russian Federation						1,669.64	
Rwanda							
Saint Kitts and Nevis							
Saint Lucia							
Saint Vincent and the Grenadines							
Samoa							
San Marino					17.09		
Sao Tome and Principe							
Saudi Arabia							
Senegal					2,097.53	57.36	
Serbia					24.36	54.19	
Seychelles							
Sierra Leone					84.83		
Singapore	9.79				215.80	22.53	
Slovakia						82.34	
Slovenia						14.52	
Solomon Islands							
Somalia					675.00		
South Africa			282.36		230.57	13.10	
South Sudan							
Spain					351.78	173.36	

## Procurement of goods by UN organization and country of supplier

Procurement of Goods		Agencies					(USD Thousand)
Supplier Country	ESCAP	ESCWA	ECA	ECLAC	FAO	IAEA	
Sri Lanka							
Sudan							
Suriname							
Swaziland							
Sweden			59.66		79.05	247.01	
Switzerland			60.78	6.00	210.73	200.02	
Syrian Arab Republic					740.24	7.67	
Tajikistan							
Thailand	1,534.26				187.71	67.28	
The former Yugoslav Republic of Macedonia							
Timor-Leste							
Togo							
Tonga							
Trinidad and Tobago				63.32			
Tunisia							
Turkey					17.72		
Turkmenistan							
Tuvalu							
Uganda					95.63	2.70	
Ukraine							
United Arab Emirates		9.99	592.17		574.97		
United Kingdom	20.58	19.68	955.07		3,948.27	7,039.90	
United Republic of Tanzania							
United States of America	169.27	120.48	2,772.56	524.49	1,162.90	6,587.04	
Uruguay							
Uzbekistan							
Vanuatu							
Venezuela (Bolivarian Republic of)							
Viet Nam						64.50	
Yemen							
Zambia					282.47		
Zimbabwe			28.00		832.50		
<b>Sub-Total</b>	<b>1,772.37</b>	<b>3,639.92</b>	<b>12,588.60</b>	<b>2,066.97</b>	<b>39,108.25</b>	<b>57,350.13</b>	
Unspecified Countries							
Global Projects							
Interregional Projects							
Arab Countries *							
African Countries							
Asian Countries							
European Countries							
Latin America And The Caribbean							
<b>Grand-Total</b>	<b>1,772.37</b>	<b>3,639.92</b>	<b>12,588.60</b>	<b>2,066.97</b>	<b>39,108.25</b>	<b>57,350.13</b>	
<b>Developed Countries:</b>	194.73	1,419.16	10,271.25	711.76	18,264.56	54,131.78	
Percentage	10.99%	38.99%	81.59%	34.44%	46.70%	94.39%	
<b>Developing Countries/ Economies In Transition:</b>	1,577.64	2,220.76	2,317.35	1,355.20	20,843.69	3,218.34	
Percentage	89.01%	61.01%	18.41%	65.56%	53.30%	5.61%	
<b>Arab States *</b>		2,220.76	592.17		4,331.25	155.47	
Percentage		61.01%	4.70%		11.08%	0.27%	
<b>Africa</b>			1,720.15		10,330.33	366.96	
Percentage			13.66%		26.41%	0.64%	
<b>Asia &amp; Pacific</b>	1,577.64		5.03		3,722.50	631.81	
Percentage	89.01%		0.04%		9.52%	1.10%	
<b>Europe &amp; Cis</b>					122.62	1,733.51	
Percentage					0.31%	3.02%	
<b>Latin America &amp; The Caribbean</b>				1,355.20	2,289.00	330.59	
Percentage				65.56%	5.85%	0.58%	
<b>Others</b>							
Percentage							

\* Procurement from the Palestine Authority Autonomous Area (West Bank and Gaza Strip)

## Procurement of goods by UN organization and country of supplier

Procurement of Goods		Agencies					(USD Thousand)
Supplier Country	IFAD	ILO	ITC	ITU	OPCW	PAHO	
Afghanistan							
Albania		28.87					
Algeria							
Andorra							
Angola							
Antigua and Barbuda							
Argentina						3,951.19	
Armenia							
Australia				0.21		1,763.39	
Austria		0.79					
Azerbaijan							
Bahamas						1.97	
Bahrain							
Bangladesh		312.60					
Barbados							
Belarus							
Belgium		102.05		8.26	24.08	139,881.94	
Belize							
Benin							
Bhutan							
Bolivia (Plurinational State of)		50.22				4.93	
Bosnia and Herzegovina		4.23					
Botswana							
Brazil		63.36				6,957.23	
Brunei Darussalam							
Bulgaria							
Burkina Faso							
Burundi							
Cambodia							
Cameroon		17.35					
Canada				14.25	11.58	527.43	
Cape Verde							
Central African Republic							
Chad							
Chile				0.00		88.48	
China		187.27	38.04	6.33		3.95	
Colombia		11.22				4,040.71	
Comoros							
Congo, Republic of the							
Costa Rica						38.46	
Côte D'Ivoire							
Croatia							
Cuba						1.60	
Cyprus							
Czech Republic		0.18			0.55		
Democratic People's Rep. of Korea (North)							
Democratic Republic of the Congo							
Denmark	65.34	931.97				5,001.64	
Djibouti							
Dominica							
Dominican Republic						110.70	
Ecuador						411.02	
Egypt		16.00					
El Salvador						42.85	
Equatorial Guinea							
Eritrea							
Estonia							
Ethiopia		156.85					
Fiji							
Finland				301.57	13.24		
France		188.22	29.41		31.59	101,156.50	
Gabon							
Gambia							
Georgia							
Germany	7.14	324.45	0.62	39.93	207.28	2,666.16	
Ghana							
Greece							
Grenada							
Guatemala						390.13	
Guinea							
Guinea-Bissau							
Guyana							
Haiti							
Honduras				9.52			
Hungary		17.12					
Iceland							
India		0.66				94,544.36	
Indonesia		61.00					
Iran (Islamic Republic of)							
Iraq							
Ireland		222.45		11.65	23.09	114.40	

## Procurement of goods by UN organization and country of supplier

Procurement of Goods		(USD Thousand)					
Supplier Country	Agencies						
	IFAD	ILO	ITC	ITU	OPCW	PAHO	
Israel		6.69				31.67	
Italy	969.87	3.49		3.24		6,510.29	
Jamaica							
Japan		98.95			0.42	908.57	
Jordan		15.97					
Kazakhstan							
Kenya			51.84				
Kiribati							
Kuwait		0.32					
Kyrgyzstan				23.79			
Lao People's Democratic Republic							
Latvia							
Lebanon		85.31					
Lesotho		43.53					
Liberia							
Libya							
Liechtenstein							
Lithuania							
Luxembourg					0.61	3.37	
Madagascar							
Malawi	2.40						
Malaysia						4.59	
Maldives							
Mali							
Malta							
Marshall Islands							
Mauritania							
Mauritius							
Mexico						53.53	
Micronesia (Federated States of)							
Monaco							
Mongolia							
Montenegro							
Morocco		23.25					
Mozambique			7.88				
Myanmar							
Namibia							
Nauru							
Nepal							
Netherlands		217.89	6.05	72.29	1,790.92	35,691.90	
New Zealand				0.66			
Nicaragua						2.42	
Niger							
Nigeria							
Norway					0.49	1,033.29	
Oman							
Pakistan	4.44						
Palau							
Panama		1.62				5,847.64	
Papua New Guinea						91.49	
Paraguay							
Peru		31.10					
Philippines							
Poland				2.52			
Portugal					0.05		
Qatar							
Republic of Korea, (South)						23,428.62	
Republic of Moldova		3.35					
Romania						1.00	
Russian Federation				22.28	0.47		
Rwanda							
Saint Kitts and Nevis							
Saint Lucia							
Saint Vincent and the Grenadines							
Samoa							
San Marino							
Sao Tome and Principe							
Saudi Arabia							
Senegal				2.00			
Serbia		0.50					
Seychelles							
Sierra Leone							
Singapore							
Slovakia							
Slovenia							
Solomon Islands							
Somalia							
South Africa		38.22		15.33		29.37	
South Sudan							
Spain		21.41				896.49	

## Procurement of goods by UN organization and country of supplier

Procurement of Goods		Agencies					(USD Thousand)
Supplier Country	IFAD	ILO	ITC	ITU	OPCW	PAHO	
Sri Lanka							
Sudan							
Suriname							
Swaziland							
Sweden			1.61				
Switzerland		3,774.40	424.48	3,447.72	11.35	59,668.84	
Syrian Arab Republic							
Tajikistan							
Thailand		474.98		21.45			
The former Yugoslav Republic of Macedonia		3.82					
Timor-Leste		80.12					
Togo							
Tonga							
Trinidad and Tobago							
Tunisia		26.02					
Turkey							
Turkmenistan							
Tuvalu							
Uganda							
Ukraine							
United Arab Emirates	138.95			5.24		2,096.69	
United Kingdom	1.60	405.01	39.97	0.57	201.37	77,558.47	
United Republic of Tanzania							
United States of America	0.54	106.39	2.61	18.07	147.83	49,409.03	
Uruguay						17.51	
Uzbekistan							
Vanuatu							
Venezuela (Bolivarian Republic of)							
Viet Nam							
Yemen							
Zambia							
Zimbabwe				7.01			
<b>Sub-Total</b>	<b>1,190.28</b>	<b>8,159.19</b>	<b>602.52</b>	<b>4,033.90</b>	<b>2,464.92</b>	<b>624,983.80</b>	
Unspecified Countries							
Global Projects							
Interregional Projects							
Arab Countries *		67.34					
African Countries							
Asian Countries							
European Countries							
Latin America And The Caribbean						40.70	
<b>Grand-Total</b>	<b>1,190.28</b>	<b>8,226.53</b>	<b>602.52</b>	<b>4,033.90</b>	<b>2,464.92</b>	<b>625,024.50</b>	
<b>Developed Countries:</b>	1,044.49	6,421.45	504.76	3,920.94	2,464.44	482,824.36	
Percentage	87.75%	78.06%	83.78%	97.20%	99.98%	77.25%	
<b>Developing Countries/ Economies In Transition:</b>	145.79	1,805.08	97.76	112.96	0.47	142,200.14	
Percentage	12.25%	21.94%	16.22%	2.80%	0.02%	22.75%	
<b>Arab States *</b>	138.95	234.21		5.24		2,096.69	
Percentage	11.67%	2.85%		0.13%		0.34%	
<b>Africa</b>	2.40	255.95	59.72	24.35		29.37	
Percentage	0.20%	3.11%	9.91%	0.60%		0.00%	
<b>Asia &amp; Pacific</b>	4.44	1,116.62	38.04	27.78		117,981.52	
Percentage	0.37%	13.57%	6.31%	0.69%		18.88%	
<b>Europe &amp; Cis</b>		37.42		46.07	0.47		
Percentage		0.45%		1.14%	0.02%		
<b>Latin America &amp; The Caribbean</b>		157.52		9.53		22,092.55	
Percentage		1.91%		0.24%		3.53%	
<b>Others</b>							
Percentage							

\* Procurement from the Palestine Authority Autonomous Area (West Bank and Gaza Strip)



## Procurement of goods by UN organization and country of supplier

Supplier Country	Procurement of Goods (USD Thousand)					
	UNDP	UNESCO	Agencies			UNIDO
			UNFPA	UNHCR	UNICEF	
Afghanistan	7,111.08	8.13	640.29	10,552.25	3,472.59	
Albania	853.14		20.78		119.11	
Algeria	344.29		78.30	352.77	236.56	
Andorra						
Angola	391.17	1.40	115.89	68.97	1,271.64	
Antigua and Barbuda						
Argentina	105,307.10	40.83	48.97	18.26	1,821.81	
Armenia	1,335.12		25.05	33.04	86.65	
Australia	517.59	0.22	160.44	1,822.96	437.65	
Austria	21,921.85	5.71	78.81	2.49	354.59	1,972.10
Azerbaijan	2,779.57		175.70	12.27	53.67	
Bahamas	1.15					
Bahrain	161.44					
Bangladesh	6,075.29		173.71	433.62	5,076.60	
Barbados	509.27		0.40		65.20	
Belarus	4,627.17		3.49	171.75	80.85	
Belgium	4,553.20	16.33	417.79	12,779.56	346,480.96	435.56
Belize	260.84		2.52		40.22	
Benin	7,283.88	10.22	210.01	116.51	770.56	
Bhutan	1,255.44		19.20		283.13	
Bolivia (Plurinational State of)	2,653.94	1.04	141.35		1,307.88	
Bosnia and Herzegovina	6,311.53	15.43	9.15	93.65	229.99	
Botswana	522.69	5.00	57.31	676.71		
Brazil	13,370.30	203.71	56.27	3.89	5,180.81	
Brunei Darussalam						
Bulgaria	717.36		1.57		388.05	
Burkina Faso	2,965.17	0.25	405.38	1,930.60	2,139.15	
Burundi	2,333.16		58.88	1,810.42	970.83	
Cambodia	532.97		225.21	10.75	1,201.24	
Cameroon	1,478.73	154.20	377.57	1,712.09	1,108.34	
Canada	7,839.49	68.92	20.71	18.16	12,744.18	103.56
Cape Verde	711.26					100.00
Central African Republic	994.97	6.04	397.39	1,000.23	1,018.73	
Chad	1,479.26	43.54	483.28	6,517.12	3,210.77	
Chile	2,004.84	44.51			175.82	
China	5,681.58	39.69	13,578.97	324.82	24,350.44	
Colombia	7,517.21	11.69	719.04	570.98	67.93	
Comoros	956.13		180.52		517.30	
Congo, Republic of the	3,861.98		191.48	664.51	428.55	
Costa Rica	1,416.67	35.20	20.44	18.89	225.33	
Côte D'Ivoire	4,174.63	76.42	1,568.25	466.02	2,268.77	331.31
Croatia	576.92				136.13	
Cuba	3,479.57	27.29	1.53		1,412.58	
Cyprus	550.09				7,577.90	
Czech Republic	47.72			0.81	99.89	
Democratic People's Rep. of Korea (North)	1,265.07		17.55		2,065.19	
Democratic Republic of the Congo	11,951.27		1,418.62	4,016.52	6,190.72	
Denmark	88,144.01	189.09	13,007.58	9,319.72	32,004.76	772.40
Djibouti	1,222.64	4.77	76.95	389.59	44.81	
Dominica	1.84					
Dominican Republic	5,573.98	29.93	46.23		2,939.65	
Ecuador	1,226.74	7.75	853.87	282.05	63.31	
Egypt	5,891.04	91.08	524.83	782.54	227.35	248.31
El Salvador	9,822.35		449.63		542.20	
Equatorial Guinea	166.80		6.23		0.72	
Eritrea	258.78		31.63	29.98	119.65	
Estonia	467.69					
Ethiopia	9,287.89	21.43	432.34	6,401.99	17,941.43	
Fiji	1,235.64		270.55		216.25	
Finland	1,321.97		24,895.29	734.29	2,069.22	
France	14,872.92	2,904.40	193.88	3,568.69	139,363.34	23.87
Gabon	331.61	34.88	88.67	3.60	206.45	
Gambia	436.40		349.65	203.34	113.06	
Georgia	1,299.94		39.19	234.54	52.68	
Germany	14,694.85	397.88	30,053.87	6,647.54	29,506.85	828.03
Ghana	1,632.81	40.53	388.01	329.74	1,526.43	89.86
Greece	144.06	0.18		506.88	524.70	
Grenada			0.28			
Guatemala	2,057.42		227.67		1,347.63	
Guinea	1,236.49	100.66	368.31	284.01	901.19	
Guinea-Bissau	1,391.28	9.28	16.23	28.48	655.34	
Guyana	172.21		48.04		66.90	
Haiti	2,829.04		329.87		2,777.15	
Honduras	1,601.29	3.59	103.52		135.64	
Hungary	17.67		44.80	85.81	317.14	
Iceland						
India	26,921.82	32.22	4,204.22	17,202.84	503,341.78	1,099.12
Indonesia	2,983.24	151.20	77.74	71.02	22,123.05	
Iran (Islamic Republic of)	3,500.40	16.75	63.28	711.31	95.02	2,480.49
Iraq	1,079.61	382.88	33.80	4,410.14	1,400.27	
Ireland	196.43	16.11	0.86		1,890.86	

## Procurement of goods by UN organization and country of supplier

Procurement of Goods		(USD Thousand)					
Supplier Country	Agencies						
	UNDP	UNESCO	UNFPA	UNHCR	UNICEF	UNIDO	
Israel	917.63	13.13	253.04	39.17	10,266.55		
Italy	6,018.13	2,031.25	2,983.84	1,801.71	22,869.82	8,816.23	
Jamaica	420.78	17.58	267.57		164.22		
Japan	3,064.79	106.57	99.32	7,660.14	13,675.30	130.00	
Jordan	3,010.61	637.33	536.01	17,112.56	3,663.19	512.00	
Kazakhstan	580.18	28.03	72.27	18.00	87.31		
Kenya	11,287.69	105.97	774.01	19,051.41	12,828.68		
Kiribati	35.99				3.65		
Kuwait	71.23			60.63			
Kyrgyzstan	4,381.27		48.87	75.49	220.43		
Lao People's Democratic Republic	1,832.56		114.12		874.04		
Latvia	404.35						
Lebanon	4,950.89	67.77	291.68	14,627.20	5,904.21	1,234.93	
Lesotho	695.69		122.51		163.30		
Liberia	2,427.85	58.18	345.36	2,531.09	911.51		
Libya	2,219.98		313.64	565.09	31.33		
Liechtenstein							
Lithuania	10.73	5.57					
Luxembourg	484.08	2.29			6,998.39		
Madagascar	846.14	31.62	476.65		2,877.39		
Malawi	1,048.17		227.00	272.95	4,170.10		
Malaysia	477.10	25.21	3,988.59	548.62	2,388.25		
Maldives	221.79		17.91		6.29		
Mali	2,046.39	51.76	587.33	320.33	6,811.26	55.74	
Malta	21.61			3.66			
Marshall Islands	7.14		1.43				
Mauritania	1,054.48		458.60	3,602.09	700.51		
Mauritius	304.74		78.78			220.88	
Mexico	3,045.82	26.86	231.57	6.09	328.19		
Micronesia (Federated States of)	12.79		2.50				
Monaco							
Mongolia	715.14	40.00	186.52		399.10		
Montenegro				26.37	38.62		
Morocco	1,170.05	49.37	51.74	401.48	13.89		
Mozambique	2,349.98	30.73	216.52	170.08	3,340.41		
Myanmar	842.23	1.75	198.90	1,510.17	3,022.72		
Namibia	294.81	114.01	44.26	4.50	238.79		
Nauru	19.87		62.26				
Nepal	2,352.35		106.85	241.08	1,463.71		
Netherlands	44,352.12	580.80	43,516.14	4,948.06	9,224.19	1,284.38	
New Zealand	209.45	3.64			86.59		
Nicaragua	4,373.58	4.09	483.06		354.43		
Niger	1,687.18		341.35	1,719.38	21,299.12		
Nigeria	769.50		191.18	181.14	1,819.23	36.27	
Norway	381.71		31.51	697.48	1,205.31		
Oman			115.72	448.17			
Pakistan	3,346.93	83.44	1,248.09	23,432.61	11,692.06	879.85	
Palau	21.25						
Panama	7,527.95	15.61	287.16	11.15	219.02		
Papua New Guinea	278.15			48.67	156.46		
Paraguay	1,911.49		107.31		36.82		
Peru	11,173.76		69.92		177.45		
Philippines	830.58		938.32	214.86	3,063.16		
Poland	94.71	1.75		5.88	224.59		
Portugal	31.65			4.15	12.82		
Qatar		10.87					
Republic of Korea, (South)	167.90		548.51	4.94	6,775.78		
Republic of Moldova	1,358.65	0.31	72.60	21.72	5.72	30.73	
Romania	391.20		83.14		2,411.41		
Russian Federation	1,892.50	12.39	92.28	39.46	9,025.54		
Rwanda	1,876.61	9.04	330.54	996.81	1,086.15		
Saint Kitts and Nevis	13.40						
Saint Lucia							
Saint Vincent and the Grenadines	238.53						
Samoa	634.17	8.65					
San Marino							
Sao Tome and Principe	245.39				12.71		
Saudi Arabia	132.86			536.40	22.03		
Senegal	1,569.06	251.64	435.91	293.41	457.49		
Serbia				430.48	317.37		
Seychelles	49.78				19.86		
Sierra Leone	8,738.79		620.21	572.59	1,311.04		
Singapore		0.57	9.80		481.18		
Slovakia	132.78				709.06		
Slovenia	323.82				3.04	144.65	
Solomon Islands	460.35				15.17		
Somalia	1,860.20		176.41	122.70	563.94		
South Africa	18,404.16	4.38	776.29	79.15	13,630.61	192.15	
South Sudan		98.93		2,134.13	2,241.96	136.54	
Spain	7,148.02	25.14	435.43	232.89	712.37	3,114.71	

## Procurement of goods by UN organization and country of supplier

Procurement of Goods		(USD Thousand)					
Supplier Country	Agencies						
	UNDP	UNESCO	UNFPA	UNHCR	UNICEF	UNIDO	
Sri Lanka	2,332.33		154.13	468.99	2,143.27	1,082.40	
Sudan	12,632.85	10.09	1,304.21	3,866.99	2,566.26	247.95	
Suriname	430.89		3.59		0.49		
Swaziland	145.21		183.13		30.45		
Sweden	147.72	7.59	37.78	890.86	9,157.14		
Switzerland	4,947.30	27.06	38.33	4,195.15	154,899.50		
Syrian Arab Republic	1,632.19		2,094.70	7,661.94	6,750.06		
Tajikistan	2,977.67	12.46	88.87	7.86	391.19		
Thailand	828.71	118.42	1,187.69	565.06	4,340.99		
The former Yugoslav Republic of Macedonia	583.75		17.95	38.13	25.09	59.62	
Timor-Leste		9.04	101.91		1,260.61		
Togo	1,085.02	2.04	233.80	313.96	551.58		
Tonga	10.41						
Trinidad and Tobago	78.55						
Tunisia	772.04	7.12	92.15	337.44	77.89		
Turkey	4,761.35	89.65	460.11	7,884.40	1,074.21	27.10	
Turkmenistan	831.36	15.29	103.78	1.26	24.96		
Tuvalu	148.12						
Uganda	1,660.84	3.44	808.15	3,785.58	4,657.14	115.33	
Ukraine	1,163.77		107.39	189.73	131.60	747.70	
United Arab Emirates	8,387.32		429.84	24,517.26	4,637.38	146.29	
United Kingdom	6,398.23	442.53	17,613.36	12,778.14	35,567.22	4,216.27	
United Republic of Tanzania	2,571.77	52.80	581.75	3,084.60	9,772.06		
United States of America	22,723.16	299.79	21,580.36	2,922.91	222,942.52	1,859.16	
Uruguay	473.16	28.04	2.95		294.88		
Uzbekistan	1,448.02		0.71		221.58		
Vanuatu	16.51				5.14		
Venezuela (Bolivarian Republic of)	2,038.00	9.43	52.70	145.65	126.76		
Viet Nam	428.53	36.00	110.98		25.02	2,154.56	
Yemen	5,865.49		179.21	2,649.88	3,678.79		
Zambia	16,912.24		191.81	542.61	2,162.73		
Zimbabwe	6,431.28	71.71	3,188.79	1,091.53	6,725.76		
<b>Sub-Total</b>	<b>745,840.96</b>	<b>11,049.12</b>	<b>214,349.50</b>	<b>284,194.79</b>	<b>1,866,260.25</b>	<b>35,930.04</b>	
Unspecified Countries	14,112.38						
Global Projects							
Interregional Projects							
Arab Countries *		63.46	744.09		3,852.91		
African Countries				162.13			
Asian Countries	9.97	28.20			31.40		
European Countries	770.65		26.35	67.97			
Latin America And The Caribbean	942.35		245.00				
<b>Grand-Total</b>	<b>761,676.31</b>	<b>11,140.78</b>	<b>215,364.93</b>	<b>284,424.90</b>	<b>1,870,144.56</b>	<b>35,930.04</b>	
<b>Developed Countries:</b>	254,210.09	7,145.96	155,547.86	71,667.08	1,064,725.91	23,700.91	
Percentage	33.38%	64.14%	72.23%	25.20%	56.93%	65.96%	
<b>Developing Countries/ Economies In Transition:</b>	493,353.84	3,994.82	59,817.07	212,757.81	805,418.65	12,229.13	
Percentage	64.77%	35.86%	27.77%	74.80%	43.07%	34.04%	
<b>Arab States *</b>	56,915.74	1,341.50	7,745.67	83,156.19	34,983.68	4,869.97	
Percentage	7.47%	12.04%	3.60%	29.24%	1.87%	13.55%	
<b>Africa</b>	135,627.26	1,390.09	17,720.45	63,568.21	137,961.66	1,178.08	
Percentage	17.81%	12.48%	8.23%	22.35%	7.38%	3.28%	
<b>Asia &amp; Pacific</b>	69,071.75	582.54	28,185.95	55,630.32	600,278.25	5,215.93	
Percentage	9.07%	5.23%	13.09%	19.56%	32.10%	14.52%	
<b>Europe &amp; Cis</b>	37,173.91	173.25	1,291.95	9,324.41	12,316.99	834.42	
Percentage	4.88%	1.56%	0.60%	3.28%	0.66%	2.32%	
<b>Latin America &amp; The Caribbean</b>	193,206.53	507.13	4,800.46	1,056.97	19,872.34	100.00	
Percentage	25.37%	4.55%	2.23%	0.37%	1.06%	0.28%	
<b>Others</b>	14,112.38						
Percentage	1.85%						

\* Procurement from the Palestine Authority Autonomous Area (West Bank and Gaza Strip)

## Procurement of goods by UN organization and country of supplier

Procurement of Goods		Agencies					(USD Thousand)
Supplier Country	UNOG	UNON	UNOPS	UNOV	UN/PD	UNRWA	
Afghanistan			4,611.50		18,088.64		
Albania			0.37				
Algeria					131.67		
Andorra							
Angola							
Antigua and Barbuda							
Argentina			26,827.50				
Armenia			11.27				
Australia	8.19		388.03		48,210.69		
Austria			141.35	635.41	2,716.29	63.58	
Azerbaijan			10.32				
Bahamas							
Bahrain					8.73	44.55	
Bangladesh			7.08				
Barbados			0.50				
Belarus			5.43				
Belgium	99.91		246.53	0.18	290.55	423.94	
Belize			12.34				
Benin			5.88				
Bhutan			0.42				
Bolivia (Plurinational State of)							
Bosnia and Herzegovina			0.12	0.03			
Botswana			55.55		38.92		
Brazil			706.39		68.04		
Brunei Darussalam							
Bulgaria			1.92				
Burkina Faso			42.44				
Burundi			17.29		1,158.27		
Cambodia			1.35				
Cameroon			27.72				
Canada			150.16	0.10	7,150.72	793.23	
Cape Verde			0.88				
Central African Republic			181.97		1,180.79		
Chad			8.93				
Chile			43.55				
China		57.38	4,945.56	0.08	23,755.45	400.65	
Colombia			11.25		45.37		
Comoros			1.80				
Congo, Republic of the			35.74				
Costa Rica			3.41				
Côte D'Ivoire			115.12		21,448.49		
Croatia							
Cuba							
Cyprus		0.50			2,246.33	4,840.48	
Czech Republic				4.61	12,611.98		
Democratic People's Rep. of Korea (North)			7.07				
Democratic Republic of the Congo			3,185.23		4,863.09		
Denmark	246.95	245.54	16,855.24	628.79	30,068.27	676.43	
Djibouti			0.09				
Dominica							
Dominican Republic			182.78		1,140.89		
Ecuador			76.32				
Egypt			43.07	0.04	41.25	35.68	
El Salvador			84.76				
Equatorial Guinea							
Eritrea			0.61				
Estonia							
Ethiopia			70.48				
Fiji			0.38				
Finland	47.47			99.74	448.01		
France	1,325.31	0.66	638.15		24,984.05	10.89	
Gabon			54.77		13.63		
Gambia			21.09				
Georgia			2.88				
Germany	275.47		1,790.48	68.01	26,185.73	1,331.48	
Ghana			11.07				
Greece			155.47		4.77		
Grenada							
Guatemala			2,538.45				
Guinea			10.00				
Guinea-Bissau			3.94		481.49		
Guyana							
Haiti		179.32	5,236.68		10,805.26		
Honduras			73.15				
Hungary					18.87		
Iceland							
India	10.29		14,279.13		4,308.40	30.00	
Indonesia			36.03				
Iran (Islamic Republic of)			2.21				
Iraq			258.47		4,403.64		
Ireland	59.33		387.18		2,262.47		

## Procurement of goods by UN organization and country of supplier

Procurement of Goods		Agencies					(USD Thousand)
Supplier Country	UNOG	UNON	UNOPS	UNOV	UN/PD	UNRWA	
Israel			185.04		5,376.07	7,774.50	
Italy	930.03	283.93	1,025.52	7.91	41,695.55	534.71	
Jamaica			1.37				
Japan			43,132.91	64.50	8,873.77		
Jordan			5,494.62		191.61	15,361.93	
Kazakhstan	4.59		1.11				
Kenya		12,765.37	4,795.47		6,758.98		
Kiribati							
Kuwait			663.63		20,097.06	2.41	
Kyrgyzstan			4.41				
Lao People's Democratic Republic					147.38		
Latvia							
Lebanon			200.71		15,708.92	7,533.59	
Lesotho			31.24				
Liberia			1,236.29		43,226.60		
Libya					14.93		
Liechtenstein							
Lithuania							
Luxembourg				3.62	18.98		
Madagascar			1.74				
Malawi							
Malaysia			0.41				
Maldives			1.48				
Mali			4.05				
Malta							
Marshall Islands							
Mauritania			42.98				
Mauritius			526.00		470.09		
Mexico			9.89				
Micronesia (Federated States of)							
Monaco							
Mongolia			11.56				
Montenegro							
Morocco			255.62		4,368.87		
Mozambique			8.90				
Myanmar			1,642.46				
Namibia			37.15				
Nauru							
Nepal			3.64				
Netherlands			2,505.02	1.23	11,440.52	10,660.73	
New Zealand		14.79	175.67	0.38	1,650.00		
Nicaragua			547.45				
Niger			19.04				
Nigeria			955.29		22.11		
Norway	46.46		50.70				
Oman			825.80		52.80		
Pakistan			2,441.61	201.66	477.27		
Palau							
Panama			125.19		79,339.06		
Papua New Guinea							
Paraguay			10,872.86				
Peru			34,206.09				
Philippines			61.66				
Poland					436.01		
Portugal				75.83		554.17	
Qatar			7.32				
Republic of Korea, (South)			435.19		16,829.80		
Republic of Moldova			43.93				
Romania			0.40		-17.25		
Russian Federation			29.87	0.60	0.66		
Rwanda			1.99		182.83		
Saint Kitts and Nevis							
Saint Lucia			1.06				
Saint Vincent and the Grenadines							
Samoa			0.31				
San Marino							
Sao Tome and Principe							
Saudi Arabia							
Senegal			90.49		3.20		
Serbia			492.53		915.74		
Seychelles			43.98				
Sierra Leone			41.39		1,380.49		
Singapore			44.04		422.25		
Slovakia				8.21			
Slovenia			24.56	2.57			
Solomon Islands							
Somalia		46.34					
South Africa			7,045.83		2,568.06		
South Sudan			273.44				
Spain			827.19		1,230.07	19.02	

## Procurement of goods by UN organization and country of supplier

Procurement of Goods		Agencies					(USD Thousand)
Supplier Country	UNOG	UNON	UNOPS	UNOV	UN/PD	UNRWA	
Sri Lanka			1,593.17				
Sudan			847.83		141,280.55		
Suriname			1.78				
Swaziland			0.16				
Sweden	80.43			33.88	7,985.05	15.84	
Switzerland	6,604.46	736.84	408.73		17,293.92	0.20	
Syrian Arab Republic	825.00		2.15		3,135.54	4,629.75	
Tajikistan			0.25				
Thailand			931.62		37.18	10,496.07	
The former Yugoslav Republic of Macedonia			0.41		157.88		
Timor-Leste					595.36		
Togo							
Tonga							
Trinidad and Tobago			2.91				
Tunisia			98.74		45.42		
Turkey			16.47		6,684.43		
Turkmenistan							
Tuvalu							
Uganda		97.56	1,232.63		12,497.67		
Ukraine			1,538.56				
United Arab Emirates	361.28	61.77	4,701.67		184,346.58	8,546.43	
United Kingdom	555.88	174.88	15,437.99	1,521.85	60,865.77	208.53	
United Republic of Tanzania			7.34		1,019.40		
United States of America	167.62	700.93	11,480.94	1,003.27	93,895.88	28.29	
Uruguay			258.87				
Uzbekistan			2.22				
Vanuatu							
Venezuela (Bolivarian Republic of)							
Viet Nam			0.80				
Yemen			4.99				
Zambia							
Zimbabwe							
<b>Sub-Total</b>	<b>11,648.68</b>	<b>15,365.80</b>	<b>244,703.14</b>	<b>4,362.49</b>	<b>1,042,903.82</b>	<b>75,017.11</b>	
Unspecified Countries					1,217.84	31.67	
Global Projects							
Interregional Projects							
Arab Countries *			2,251.05		27.20	65,885.88	
African Countries					144.17		
Asian Countries							
European Countries			176.24				
Latin America And The Caribbean							
<b>Grand-Total</b>	<b>11,648.68</b>	<b>15,365.80</b>	<b>247,130.43</b>	<b>4,362.49</b>	<b>1,044,293.04</b>	<b>140,934.66</b>	
<b>Developed Countries:</b>	10,447.53	2,158.06	96,009.17	4,160.09	407,943.07	27,936.04	
Percentage	89.69%	14.04%	38.85%	95.36%	39.06%	19.82%	
<b>Developing Countries/ Economies In Transition:</b>	1,201.16	13,207.74	151,121.26	202.40	635,132.12	112,966.95	
Percentage	10.31%	85.96%	61.15%	4.64%	60.82%	80.16%	
<b>Arab States *</b>	1,186.28	108.11	15,702.74	0.04	373,854.77	102,040.23	
Percentage	10.18%	0.70%	6.35%	0.00%	35.80%	72.40%	
<b>Africa</b>		12,862.93	20,200.27		97,458.27		
Percentage		83.71%	8.17%		9.33%		
<b>Asia &amp; Pacific</b>	10.29	57.38	31,056.46	201.74	64,661.74	10,926.72	
Percentage	0.09%	0.37%	12.57%	4.62%	6.19%	7.75%	
<b>Europe &amp; Cis</b>	4.59		2,292.43	0.63	7,758.71		
Percentage	0.04%		0.93%	0.01%	0.74%		
<b>Latin America &amp; The Caribbean</b>		179.32	81,825.43		91,398.63		
Percentage		1.17%	33.11%		8.75%		
<b>Others</b>					1,217.84	31.67	
Percentage					0.12%	0.02%	

\* Procurement from the Palestine Authority Autonomous Area (West Bank and Gaza Strip)

## Procurement of goods by UN organization and country of supplier

Procurement of Goods		(USD Thousand)			
Supplier Country	UNU	UNV	Agencies		WFP
			UNWOMEN	UPU	
Afghanistan			1,205.03		8,340.14
Albania			20.28		
Algeria			31.54		4,112.89
Andorra					
Angola					
Antigua and Barbuda					25.36
Argentina					7,357.88
Armenia					147.76
Australia			14.11		7,184.88
Austria					47.95
Azerbaijan					
Bahamas					
Bahrain					
Bangladesh			38.03		6,126.79
Barbados			5.13		
Belarus					
Belgium	20.00				57,049.53
Belize					
Benin					7,374.17
Bhutan					
Bolivia (Plurinational State of)			11.22		1,309.66
Bosnia and Herzegovina			4.15		
Botswana					
Brazil					5,188.67
Brunei Darussalam					
Bulgaria					338.20
Burkina Faso				6.99	7,654.64
Burundi			74.50		178.60
Cambodia			20.02		9,314.02
Cameroon			60.99		2,232.09
Canada			15.26		7,058.49
Cape Verde					
Central African Republic					1,204.82
Chad					2,025.73
Chile					
China			0.36		1,679.47
Colombia			8.25		3,567.13
Comoros					
Congo, Republic of the					312.15
Costa Rica					
Côte D'Ivoire			58.88	80.43	1,919.04
Croatia					
Cuba					665.96
Cyprus					1.27
Czech Republic					2.15
Democratic People's Rep. of Korea (North)					972.16
Democratic Republic of the Congo			3.40		8,627.04
Denmark			208.13		3,511.52
Djibouti				62.62	1,257.87
Dominica					
Dominican Republic			68.64		
Ecuador			34.38		630.06
Egypt			43.41		5,931.80
El Salvador			2.50		2,705.17
Equatorial Guinea					
Eritrea					
Estonia					551.90
Ethiopia			7.90		48,577.66
Fiji			433.56		
Finland			122.01		518.92
France					57,442.17
Gabon					
Gambia					277.02
Georgia			4.12		54.61
Germany		160.66	6.80		9,909.03
Ghana			6.72		4,612.09
Greece					19.93
Grenada					
Guatemala					5,395.28
Guinea					241.83
Guinea-Bissau					203.46
Guyana					
Haiti			67.48	32.07	4,645.48
Honduras			3.69		16,062.10
Hungary					1,867.65
Iceland					
India			70.30		105,665.22
Indonesia			8.44		92,008.28
Iran (Islamic Republic of)					336.48
Iraq			0.03	9.27	86.95
Ireland					2,808.54

## Procurement of goods by UN organization and country of supplier

Procurement of Goods		(USD Thousand)			
Supplier Country	UNU	UNV	Agencies		
			UNWOMEN	UPU	WFP
Israel			116.34		
Italy			1.49		66,380.36
Jamaica					
Japan			134.20		23,556.86
Jordan			205.20		4,492.73
Kazakhstan			5.25		22,249.85
Kenya			505.45		24,102.85
Kiribati					
Kuwait					
Kyrgyzstan			82.01	18.07	567.77
Lao People's Democratic Republic			1.08	10.10	929.59
Latvia					
Lebanon					2,401.74
Lesotho					2,135.68
Liberia			163.19		2,377.77
Libya					488.70
Liechtenstein					
Lithuania					
Luxembourg					0.72
Madagascar					2,557.93
Malawi					16,735.01
Malaysia					4,146.75
Maldives				16.44	
Mali			59.27	55.54	10,661.69
Malta					128.38
Marshall Islands					
Mauritania				47.95	1,468.21
Mauritius					
Mexico			35.51		2,633.21
Micronesia (Federated States of)					
Monaco					
Mongolia					
Montenegro					
Morocco			51.96		2,795.87
Mozambique			0.94		5,570.40
Myanmar				15.65	25,593.24
Namibia					277.37
Nauru					
Nepal			84.55		2,239.71
Netherlands					7,071.62
New Zealand			1.80		
Nicaragua			24.53		1,857.62
Niger			14.49	25.45	4,495.93
Nigeria			73.50		9,052.71
Norway					8,304.56
Oman					3,287.73
Pakistan			292.23		76,498.99
Palau					
Panama			25.47		211.12
Papua New Guinea			169.34		
Paraguay					1,217.28
Peru			3.03		95.42
Philippines			6.71		3,031.06
Poland					
Portugal					1.47
Qatar					
Republic of Korea, (South)					5.13
Republic of Moldova			140.11		
Romania					
Russian Federation					36,990.81
Rwanda			70.15		11,290.15
Saint Kitts and Nevis					
Saint Lucia					
Saint Vincent and the Grenadines					
Samoa				6.89	
San Marino					
Sao Tome and Principe					
Saudi Arabia					62.60
Senegal			127.22		1,586.37
Serbia			6.34		
Seychelles					
Sierra Leone			178.14		1,145.36
Singapore			0.32		23.62
Slovakia			0.67		2.69
Slovenia					
Solomon Islands			4.12		
Somalia					2,883.60
South Africa			22.24		39,471.84
South Sudan			12.02	80.92	4,088.72
Spain			2.70		1,414.97



## Procurement of goods by UN organization and country of supplier

Procurement of Goods		(USD Thousand)			
Supplier Country	Agencies				
	UNU	UNV	UNWOMEN	UPU	WFP
Sri Lanka					990.00
Sudan			7.57		39,357.56
Suriname					10.12
Swaziland					6.45
Switzerland					142.16
Syrian Arab Republic					16,341.53
Tajikistan			8.66	23.28	285.88
Thailand			63.12		2,169.33
The former Yugoslav Republic of Macedonia			14.93		
Timor-Leste			90.71		2,055.37
Togo					11,588.34
Tonga					
Trinidad and Tobago					
Tunisia			54.53		10.46
Turkey			0.23		68,975.58
Turkmenistan					
Tuvalu					
Uganda			85.51		15,280.10
Ukraine			2.40		17,453.15
United Arab Emirates			2.53		16,477.63
United Kingdom			416.44		4,909.87
United Republic of Tanzania			62.34		24,383.17
United States of America		5.38	604.95		8,310.39
Uruguay			4.75		1,110.60
Uzbekistan				17.30	162.62
Vanuatu			1.78	102.00	
Venezuela (Bolivarian Republic of)					
Viet Nam			30.84		19,189.38
Yemen				37.22	25,778.16
Zambia				39.58	19,250.53
Zimbabwe			66.94		1,452.54
<b>Sub-Total</b>	<b>20.00</b>	<b>166.04</b>	<b>6,799.07</b>	<b>687.78</b>	<b>1,251,614.35</b>
Unspecified Countries	2.20				
Global Projects					
Interregional Projects					
Arab Countries *			137.32		11,528.78
African Countries					
Asian Countries					
European Countries			35.23		
Latin America And The Caribbean					
<b>Grand-Total</b>	<b>22.20</b>	<b>166.04</b>	<b>6,971.62</b>	<b>687.78</b>	<b>1,263,143.13</b>
<b>Developed Countries:</b>	20.00	166.04	1,644.89		268,542.64
Percentage	90.09%	100.00%	23.59%		21.26%
<b>Developing Countries/ Economies In Transition:</b>	-0.00		5,326.73	687.78	994,600.49
Percentage	0.00%		76.41%	100.00%	78.74%
<b>Arab States *</b>			534.08	157.06	139,101.30
Percentage			7.66%	22.84%	11.01%
<b>Africa</b>			1,653.79	288.92	292,954.92
Percentage			23.72%	42.01%	23.19%
<b>Asia &amp; Pacific</b>			2,520.55	151.08	360,978.25
Percentage			36.15%	21.97%	28.58%
<b>Europe &amp; Cis</b>			183.60	58.65	146,888.03
Percentage			2.63%	8.53%	11.63%
<b>Latin America &amp; The Caribbean</b>			294.59	32.07	54,678.00
Percentage			4.23%	4.66%	4.33%
<b>Others</b>	2.20				
Percentage	9.91%				

\* Procurement from the Palestine Authority Autonomous Area (West Bank and Gaza Strip)

## Procurement of goods by UN organization and country of supplier

Procurement of Goods					(USD Thousand)	
Supplier Country	Agencies			Total	%	
	WHO	WMO	WTO	All		
Afghanistan				54,627.11	0.80%	
Albania				1,042.55	0.02%	
Algeria				5,288.01	0.08%	
Andorra						
Angola				1,849.07	0.03%	
Antigua and Barbuda				25.36	0.00%	
Argentina				145,454.77	2.14%	
Armenia				1,638.89	0.02%	
Australia				60,818.31	0.89%	
Austria				49,269.85	0.72%	
Azerbaijan				3,031.52	0.04%	
Bahamas				3.12	0.00%	
Bahrain		1.48		216.20	0.00%	
Bangladesh				18,767.91	0.28%	
Barbados				580.50	0.01%	
Belarus				4,888.69	0.07%	
Belgium		52.91		563,358.44	8.28%	
Belize				315.92	0.00%	
Benin				15,771.23	0.23%	
Bhutan				1,558.18	0.02%	
Bolivia (Plurinational State of)				5,486.24	0.08%	
Bosnia and Herzegovina				6,668.27	0.10%	
Botswana				1,381.77	0.02%	
Brazil				31,938.23	0.47%	
Brunei Darussalam						
Bulgaria				1,458.57	0.02%	
Burkina Faso				15,200.92	0.22%	
Burundi				6,601.95	0.10%	
Cambodia				11,305.55	0.17%	
Cameroon				7,169.07	0.11%	
Canada				38,174.17	0.56%	
Cape Verde				812.14	0.01%	
Central African Republic				5,984.94	0.09%	
Chad				13,768.63	0.20%	
Chile				3,719.03	0.05%	
China				76,242.41	1.12%	
Colombia				16,570.79	0.24%	
Comoros				1,655.75	0.02%	
Congo, Republic of the				5,494.41	0.08%	
Costa Rica		47.01		1,806.91	0.03%	
Côte D'Ivoire				32,783.35	0.48%	
Croatia		1.98		724.72	0.01%	
Cuba				5,590.17	0.08%	
Cyprus				15,411.97	0.23%	
Czech Republic				12,897.87	0.19%	
Democratic People's Rep. of Korea (North)				5,270.06	0.08%	
Democratic Republic of the Congo				40,255.88	0.59%	
Denmark		3.28		204,675.51	3.01%	
Djibouti				3,059.34	0.04%	
Dominica				1.84	0.00%	
Dominican Republic				10,267.71	0.15%	
Ecuador				3,586.63	0.05%	
Egypt				14,185.63	0.21%	
El Salvador				13,663.83	0.20%	
Equatorial Guinea				173.75	0.00%	
Eritrea				440.66	0.01%	
Estonia				1,019.59	0.01%	
Ethiopia				84,092.70	1.24%	
Fiji				2,156.38	0.03%	
Finland				30,623.17	0.45%	
France		229.58		349,179.48	5.13%	
Gabon				733.61	0.01%	
Gambia				1,400.56	0.02%	
Georgia				1,687.96	0.02%	
Germany		21.30		136,800.17	2.01%	
Ghana				8,828.03	0.13%	
Greece				1,468.13	0.02%	
Grenada				0.28	0.00%	
Guatemala				11,960.24	0.18%	
Guinea				3,142.49	0.05%	
Guinea-Bissau				2,789.50	0.04%	
Guyana				287.15	0.00%	
Haiti				26,902.35	0.40%	
Honduras				18,888.95	0.28%	
Hungary				4,356.55	0.06%	
Iceland						
India		15.14		772,108.83	11.34%	
Indonesia				117,519.99	1.73%	
Iran (Islamic Republic of)				7,205.94	0.11%	
Iraq				12,070.77	0.18%	
Ireland		2.11		8,421.72	0.12%	

## Procurement of goods by UN organization and country of supplier

Procurement of Goods				(USD Thousand)	
Supplier Country	Agencies			Total	%
	WHO	WMO	WTO		
Israel				29,973.94	0.44%
Italy		3.26		170,335.42	2.50%
Jamaica				871.52	0.01%
Japan				102,172.08	1.50%
Jordan				53,126.54	0.78%
Kazakhstan				23,046.58	0.34%
Kenya		18.71		93,562.79	1.37%
Kiribati				39.64	0.00%
Kuwait				20,895.29	0.31%
Kyrgyzstan				5,502.66	0.08%
Lao People's Democratic Republic				3,908.87	0.06%
Latvia				478.22	0.01%
Lebanon				55,456.57	0.81%
Lesotho				3,191.95	0.05%
Liberia				53,372.83	0.78%
Libya				3,633.67	0.05%
Liechtenstein					
Lithuania				67.30	0.00%
Luxembourg				7,512.06	0.11%
Madagascar				6,791.48	0.10%
Malawi				22,455.64	0.33%
Malaysia				11,660.67	0.17%
Maldives				263.92	0.00%
Mali				21,461.56	0.32%
Malta				153.64	0.00%
Marshall Islands				8.57	0.00%
Mauritania				7,374.83	0.11%
Mauritius				5,725.14	0.08%
Mexico		21.72		6,721.67	0.10%
Micronesia (Federated States of)				15.29	0.00%
Monaco					
Mongolia				1,352.32	0.02%
Montenegro				64.99	0.00%
Morocco				9,224.34	0.14%
Mozambique				11,695.84	0.17%
Myanmar				32,827.11	0.48%
Namibia				1,010.90	0.01%
Nauru				82.13	0.00%
Nepal				6,491.90	0.10%
Netherlands		12.50		176,664.40	2.60%
New Zealand				2,311.02	0.03%
Nicaragua				8,419.91	0.12%
Niger				30,699.97	0.45%
Nigeria				13,125.72	0.19%
Norway				11,796.52	0.17%
Oman				4,730.23	0.07%
Pakistan				120,619.43	1.77%
Palau				21.25	0.00%
Panama				93,738.18	1.38%
Papua New Guinea				652.62	0.01%
Paraguay				14,237.25	0.21%
Peru				45,756.77	0.67%
Philippines				8,146.35	0.12%
Poland				805.88	0.01%
Portugal				686.26	0.01%
Qatar				18.19	0.00%
Republic of Korea, (South)				48,289.21	0.71%
Republic of Moldova				1,725.11	0.03%
Romania				2,869.89	0.04%
Russian Federation		34.41		49,810.91	0.73%
Rwanda				15,844.27	0.23%
Saint Kitts and Nevis				13.40	0.00%
Saint Lucia				1.06	0.00%
Saint Vincent and the Grenadines				238.53	0.00%
Samoa				650.02	0.01%
San Marino				17.09	0.00%
Sao Tome and Principe				258.10	0.00%
Saudi Arabia				753.89	0.01%
Senegal				6,971.68	0.10%
Serbia				2,241.52	0.03%
Seychelles				113.62	0.00%
Sierra Leone				14,072.85	0.21%
Singapore		9.70		1,239.61	0.02%
Slovakia				935.76	0.01%
Slovenia				513.16	0.01%
Solomon Islands				479.64	0.01%
Somalia				6,328.18	0.09%
South Africa		84.42		82,888.06	1.22%
South Sudan				9,066.66	0.13%
Spain		34.41	112.01	16,751.97	0.25%

## Procurement of goods by UN organization and country of supplier

Procurement of Goods				(USD Thousand)	
Supplier Country	Agencies			Total	%
	WHO	WMO	WTO	All	
Sri Lanka				8,764.29	0.13%
Sudan				202,121.86	2.97%
Suriname				436.75	0.01%
Swaziland				369.06	0.01%
Sweden				18,750.07	0.28%
Switzerland		287.10		257,385.07	3.78%
Syrian Arab Republic				43,820.78	0.64%
Tajikistan				3,796.13	0.06%
Thailand				23,023.87	0.34%
The former Yugoslav Republic of Macedonia				901.57	0.01%
Timor-Leste				4,193.13	0.06%
Togo				13,774.75	0.20%
Tonga				10.41	0.00%
Trinidad and Tobago				144.78	0.00%
Tunisia				1,521.81	0.02%
Turkey				89,991.25	1.32%
Turkmenistan				976.65	0.01%
Tuvalu				148.12	0.00%
Uganda				40,322.26	0.59%
Ukraine				21,334.29	0.31%
United Arab Emirates				256,033.97	3.76%
United Kingdom		62.71		251,360.16	3.69%
United Republic of Tanzania				41,535.23	0.61%
United States of America				449,546.77	6.60%
Uruguay				2,190.75	0.03%
Uzbekistan				1,852.46	0.03%
Vanuatu				125.43	0.00%
Venezuela (Bolivarian Republic of)				2,372.55	0.03%
Viet Nam				22,040.61	0.32%
Yemen				38,193.75	0.56%
Zambia				39,381.96	0.58%
Zimbabwe				19,896.07	0.29%
<b>Sub-Total</b>		<b>943.72</b>	<b>112.01</b>	<b>6,569,929.50</b>	<b>96.51%</b>
Unspecified Countries	135,092.58			150,456.67	2.21%
Global Projects					
Interregional Projects					
Arab Countries *				84,558.03	0.01
African Countries				306.30	0.00
Asian Countries				69.57	0.00
European Countries				1,076.44	0.00
Latin America And The Caribbean				1,228.05	0.00
<b>Grand-Total</b>	<b>135,092.58</b>	<b>943.72</b>	<b>112.01</b>	<b>6,807,624.57</b>	<b>100.00%</b>
<b>Developed Countries:</b>		709.16	112.01	2,979,020.21	43.76%
Percentage		75.14%	100.00%	43.76%	
<b>Developing Countries/ Economies In Transition:</b>		234.57		3,678,147.68	54.03%
Percentage		24.86%		54.03%	
<b>Arab States *</b>		1.48		831,473.57	
Percentage		0.16%		12.21%	
<b>Africa</b>		103.12		795,757.21	
Percentage		10.93%		11.69%	
<b>Asia &amp; Pacific</b>		24.84		1,354,659.14	
Percentage		2.63%		19.90%	
<b>Europe &amp; Cis</b>		36.39		220,278.06	
Percentage		3.86%		3.24%	
<b>Latin America &amp; The Caribbean</b>		68.73		474,254.60	
Percentage		7.28%		6.97%	
<b>Others</b>	135,092.58			150,456.67	
Percentage	100.00%			2.21%	

\* Procurement from the Palestine Authority Autonomous Area (West Bank and Gaza Strip)

## Total procurement of services by country of contractor

Country of Contractor/Supplier	(USD Thousand)	
	Procurement of Services	%
Afghanistan	637,905.26	7.45%
Albania	13,268.27	0.15%
Algeria	6,993.80	0.08%
Andorra		
Angola	5,011.93	0.06%
Antigua and Barbuda	660.78	0.01%
Argentina	181,585.30	2.12%
Armenia	4,048.62	0.05%
Australia	17,875.91	0.21%
Austria	89,451.15	1.04%
Azerbaijan	10,012.53	0.12%
Bahamas	56.21	0.00%
Bahrain	578.54	0.01%
Bangladesh	44,721.63	0.52%
Barbados	2,592.85	0.03%
Belarus	4,887.50	0.06%
Belgium	46,387.80	0.54%
Belize	1,715.75	0.02%
Benin	16,805.13	0.20%
Bhutan	2,561.28	0.03%
Bolivia (Plurinational State of)	12,360.54	0.14%
Bosnia and Herzegovina	17,774.88	0.21%
Botswana	6,641.64	0.08%
Brazil	171,941.60	2.01%
Brunei Darussalam	24.00	0.00%
Bulgaria	23,600.61	0.28%
Burkina Faso	19,821.49	0.23%
Burundi	13,684.21	0.16%
Cambodia	14,624.29	0.17%
Cameroon	39,492.56	0.46%
Canada	113,973.66	1.33%
Cape Verde	3,758.58	0.04%
Central African Republic	13,789.16	0.16%
Chad	40,201.38	0.47%
Chile	21,836.34	0.25%
China	96,458.83	1.13%
Colombia	55,277.59	0.65%
Comoros	1,922.42	0.02%
Congo, Republic of the	15,131.97	0.18%
Costa Rica	7,357.92	0.09%
Côte D'Ivoire	48,638.78	0.57%
Croatia	6,607.98	0.08%
Cuba	3,317.84	0.04%
Cyprus	15,426.50	0.18%
Czech Republic	1,613.81	0.02%
Democratic People's Rep. of Korea (North)	3,157.91	0.04%
Democratic Republic of the Congo	117,045.43	1.37%
Denmark	192,768.53	2.25%
Djibouti	22,150.09	0.26%
Dominica	151.85	0.00%
Dominican Republic	12,779.04	0.15%
Ecuador	13,677.71	0.16%
Egypt	66,231.76	0.77%
El Salvador	17,007.12	0.20%
Equatorial Guinea	658.91	0.01%
Eritrea	5,458.11	0.06%
Estonia	2,528.05	0.03%
Ethiopia	128,862.92	1.50%
Fiji	6,229.80	0.07%
Finland	2,237.41	0.03%
France	96,384.29	1.13%
Gabon	2,570.78	0.03%
Gambia	4,366.71	0.05%
Georgia	9,422.92	0.11%
Germany	73,822.76	0.86%
Ghana	23,631.63	0.28%
Greece	5,489.82	0.06%
Grenada	179.66	0.00%
Guatemala	48,225.23	0.56%
Guinea	15,779.32	0.18%
Guinea-Bissau	6,337.96	0.07%
Guyana	780.03	0.01%
Haiti	81,437.63	0.95%
Honduras	15,574.56	0.18%
Hungary	4,226.48	0.05%
Iceland	298.20	0.00%
India	103,211.03	1.21%
Indonesia	58,890.23	0.69%
Iran (Islamic Republic of)	16,681.72	0.19%
Iraq	29,973.87	0.35%

## Total procurement of services by country of contractor

Country of Contractor/Supplier	Procurement of Services	(USD Thousand)	
			%
Ireland	12,539.61		0.15%
Israel	9,878.57		0.12%
Italy	161,470.57		1.89%
Jamaica	4,229.57		0.05%
Japan	14,604.96		0.17%
Jordan	121,985.93		1.42%
Kazakhstan	5,329.15		0.06%
Kenya	322,702.73		3.77%
Kiribati	203.93		0.00%
Kuwait	12,338.73		0.14%
Kyrgyzstan	10,801.14		0.13%
Lao People's Democratic Republic	7,757.09		0.09%
Latvia	1,835.16		0.02%
Lebanon	49,684.07		0.58%
Lesotho	3,660.81		0.04%
Liberia	39,027.25		0.46%
Libya	6,415.15		0.07%
Liechtenstein	156.52		0.00%
Lithuania	2,891.86		0.03%
Luxembourg	3,432.85		0.04%
Madagascar	14,248.71		0.17%
Malawi	22,201.46		0.26%
Malaysia	15,604.61		0.18%
Maldives	1,941.42		0.02%
Mali	29,379.00		0.34%
Malta	14,044.29		0.16%
Marshall Islands	54.59		0.00%
Mauritania	20,133.00		0.24%
Mauritius	15,944.76		0.19%
Mexico	47,162.06		0.55%
Micronesia (Federated States of)	162.45		0.00%
Monaco	243.38		0.00%
Mongolia	3,813.09		0.04%
Montenegro	693.33		0.01%
Morocco	14,700.87		0.17%
Mozambique	17,423.86		0.20%
Myanmar	17,291.32		0.20%
Namibia	5,353.77		0.06%
Nauru	70.84		0.00%
Nepal	41,804.56		0.49%
Netherlands	32,457.74		0.38%
New Zealand	4,253.35		0.05%
Nicaragua	14,412.95		0.17%
Niger	22,987.33		0.27%
Nigeria	44,094.43		0.51%
Norway	8,726.61		0.10%
Oman	443.47		0.01%
Pakistan	129,990.34		1.52%
Palau	137.01		0.00%
Panama	72,311.36		0.84%
Papua New Guinea	3,533.83		0.04%
Paraguay	20,039.64		0.23%
Peru	80,503.34		0.94%
Philippines	20,110.25		0.23%
Poland	3,565.53		0.04%
Portugal	6,781.25		0.08%
Qatar	965.11		0.01%
Republic of Korea, (South)	4,379.37		0.05%
Republic of Moldova	18,699.17		0.22%
Romania	3,598.17		0.04%
Russian Federation	353,155.45		4.12%
Rwanda	16,567.44		0.19%
Saint Kitts and Nevis	260.52		0.00%
Saint Lucia	614.99		0.01%
Saint Vincent and the Grenadines	191.79		0.00%
Samoa	3,104.69		0.04%
San Marino	787.93		0.01%
Sao Tome and Principe	1,197.34		0.01%
Saudi Arabia	21,828.61		0.25%
Senegal	32,526.76		0.38%
Serbia	7,008.54		0.08%
Seychelles	2,805.46		0.03%
Sierra Leone	14,026.62		0.16%
Singapore	3,035.19		0.04%
Slovakia	2,642.25		0.03%
Slovenia	1,187.75		0.01%
Solomon Islands	1,099.80		0.01%
Somalia	48,884.60		0.57%
South Africa	84,719.71		0.99%
South Sudan	28,587.18		0.33%

## Total procurement of services by country of contractor

Country of Contractor/Supplier	Procurement of Services	(USD Thousand)	
			%
Spain	56,635.06		0.66%
Sri Lanka	24,333.88		0.28%
Sudan	229,412.90		2.68%
Suriname	1,235.90		0.01%
Swaziland	2,324.61		0.03%
Sweden	10,310.15		0.12%
Switzerland	353,668.74		4.13%
Syrian Arab Republic	17,452.11		0.20%
Tajikistan	19,510.17		0.23%
Thailand	32,325.52		0.38%
The former Yugoslav Republic of Macedonia	8,574.49		0.10%
Timor-Leste	6,363.36		0.07%
Togo	15,427.12		0.18%
Tonga	459.76		0.01%
Trinidad and Tobago	2,074.06		0.02%
Tunisia	8,069.20		0.09%
Turkey	25,268.60		0.30%
Turkmenistan	2,503.62		0.03%
Tuvalu	413.37		0.00%
Uganda	88,632.77		1.03%
Ukraine	119,955.73		1.40%
United Arab Emirates	112,978.64		1.32%
United Kingdom	186,326.27		2.18%
United Republic of Tanzania	57,183.60		0.67%
United States of America	1,048,479.06		12.24%
Uruguay	16,210.72		0.19%
Uzbekistan	6,601.56		0.08%
Vanuatu	325.32		0.00%
Venezuela (Bolivarian Republic of)	5,162.94		0.06%
Viet Nam	14,123.79		0.16%
Yemen	22,263.64		0.26%
Zambia	16,336.91		0.19%
Zimbabwe	67,012.09		0.78%
<b>Sub-Total</b>	<b>7,808,023.83</b>		<b>91.17%</b>
Unspecified Countries	605,504.91		7.07%
Global Projects			
Interregional Projects			
Arab Countries	123,145.93		1.44%
African Countries	388.50		0.00%
Asian Countries	1,676.64		0.02%
European Countries	11,082.95		0.13%
Latin America And The Caribbean	14,653.91		0.17%
<b>Grand-Total</b>	<b>8,564,476.67</b>		<b>100.00%</b>
<b>Developed Countries:</b>	<b>2,626,602.57</b>		
Percentage	30.67%		
<b>Developing Countries/ Economies In Transition:</b>	<b>5,332,369.19</b>		
Percentage	62.26%		
<b>Arab States</b>	<b>955,234.18</b>		
Percentage	11.15%		
<b>Africa</b>	<b>1,488,690.24</b>		
Percentage	17.38%		
<b>Asia &amp; Pacific</b>	<b>1,301,763.26</b>		
Percentage	15.20%		
<b>Europe &amp; Cis</b>	<b>636,507.42</b>		
Percentage	7.43%		
<b>Latin America &amp; The Caribbean</b>	<b>931,474.91</b>		
Percentage	10.88%		
<b>Others</b>	<b>605,504.91</b>		
Percentage	7.07%		

## Procurement of services by UN organization and country of contractor

Procurement of Services & Works	(USD Thousand)					
	Agency					
Supplier Country	ESCAP	ESCWA	ECA	ECLAC	FAO	IAEA
Afghanistan					37.18	16.01
Albania						59.87
Algeria						36.01
Andorra						
Angola						1.55
Antigua and Barbuda						
Argentina				165.43		229.64
Armenia						110.87
Australia					5.86	130.13
Austria					2,400.66	78,255.33
Azerbaijan						
Bahamas						
Bahrain						
Bangladesh					127.94	24.47
Barbados				1.36		
Belarus						8.38
Belgium		8.48			1,167.21	874.06
Belize						
Benin						25.14
Bhutan						
Bolivia (Plurinational State of)					0.63	11.75
Bosnia and Herzegovina					1.91	
Botswana					12.25	13.30
Brazil				39.59	11.60	231.74
Brunei Darussalam						
Bulgaria					1.71	46.72
Burkina Faso						73.36
Burundi						7.00
Cambodia						7.31
Cameroon						33.08
Canada					145.48	348.74
Cape Verde						
Central African Republic						36.42
Chad						4.98
Chile				2,092.03	145.08	30.88
China	26.80				93.70	211.13
Colombia				50.89		213.35
Comoros						
Congo, Republic of the						19.71
Costa Rica					0.26	23.25
Côte D'Ivoire						24.36
Croatia						13.16
Cuba					0.66	106.01
Cyprus						
Czech Republic						629.25
Democratic People's Rep. of Korea (North)					8.47	
Democratic Republic of the Congo						
Denmark					809.56	123.79
Djibouti						
Dominica						
Dominican Republic				4.19	4.37	32.42
Ecuador				1.88	42.88	17.07
Egypt		6.75	121.42		377.84	55.91
El Salvador				25.10		44.86
Equatorial Guinea						
Eritrea						4.04
Estonia						
Ethiopia			3,311.16			33.70
Fiji	5.06					
Finland					15.03	
France					767.12	659.09
Gabon						2.47
Gambia						
Georgia						357.28
Germany		4.31	25.70		114.11	2,201.46
Ghana					238.96	59.13
Greece						57.87
Grenada						
Guatemala					2.83	10.91
Guinea						
Guinea-Bissau						
Guyana						
Haiti				7.40		1.51
Honduras				11.35	50.88	0.90
Hungary						191.53
Iceland						
India	65.74		71.45		109.86	2,514.08
Indonesia	18.15				12.40	114.04
Iran (Islamic Republic of)						8.02
Iraq						
Ireland		28.78		5.19	8.96	61.85



## Procurement of services by UN organization and country of contractor

Procurement of Services & Works	(USD Thousand)					
	Agency					
Supplier Country	ESCAP	ESCWA	ECA	ECLAC	FAO	IAEA
Israel						74.25
Italy			315.52		28,316.00	3,689.95
Jamaica				0.91		13.86
Japan					26.22	972.22
Jordan					677.63	39.02
Kazakhstan	71.52					41.20
Kenya			172.27		22.38	616.46
Kiribati						24.30
Kuwait						2.78
Kyrgyzstan					3.00	4.19
Lao People's Democratic Republic						4.19
Latvia						
Lebanon		1,171.46			19.51	97.64
Lesotho						15.48
Liberia					3.40	
Libya						5.14
Liechtenstein						
Lithuania						9.48
Luxembourg					77.60	7.97
Madagascar					1,001.80	10.12
Malawi						2.09
Malaysia					9.91	191.94
Maldives						
Mali					191.75	34.62
Malta						
Marshall Islands						
Mauritania					7.62	5.83
Mauritius					675.36	38.90
Mexico				828.45	67.96	96.48
Micronesia (Federated States of)						
Monaco						237.38
Mongolia	8.08					20.00
Montenegro						
Morocco						61.01
Mozambique						5.26
Myanmar						24.25
Namibia						34.85
Nauru						
Nepal						
Netherlands	179.55		275.26		720.47	1,199.34
New Zealand					3.60	7.89
Nicaragua				3.78	18.81	68.58
Niger					32.66	11.11
Nigeria			1.38		2.60	32.63
Norway					3.13	0.89
Oman						
Pakistan						646.68
Palau						
Panama					19.98	
Papua New Guinea						
Paraguay						
Peru						64.81
Philippines						100.95
Poland						94.42
Portugal					1.28	
Qatar						
Republic of Korea, (South)	145.27				4.40	270.43
Republic of Moldova					0.45	34.75
Romania						12.79
Russian Federation	23.37					1,118.02
Rwanda			5.25			
Saint Kitts and Nevis						
Saint Lucia						
Saint Vincent and the Grenadines						
Samoa						
San Marino					787.93	
Sao Tome and Principe						
Saudi Arabia						19.46
Senegal					121.98	30.94
Serbia					9.18	10.32
Seychelles						
Sierra Leone					31.16	
Singapore	4.88				4.93	19.96
Slovakia						148.25
Slovenia						9.10
Solomon Islands						
Somalia						
South Africa			140.62		4.55	171.14
South Sudan						
Spain			4.63	32.57	408.43	210.85

## Procurement of services by UN organization and country of contractor

Procurement of Services & Works	(USD Thousand)					
	Agency					
Supplier Country	ESCAP	ESCWA	ECA	ECLAC	FAO	IAEA
Sri Lanka	7.15					12.03
Sudan						43.11
Suriname						
Swaziland						
Sweden			1.62		0.46	13.04
Switzerland			520.18		448.24	2,767.16
Syrian Arab Republic						32.89
Tajikistan						23.21
Thailand	3,257.56			0.95	442.88	79.36
The former Yugoslav Republic of Macedonia						9.00
Timor-Leste						
Togo					3.75	
Tonga						
Trinidad and Tobago				392.73		12.86
Tunisia						74.86
Turkey					709.82	78.44
Turkmenistan						
Tuvalu						
Uganda					19.70	45.92
Ukraine						199.39
United Arab Emirates		24.58	23.70		112.83	7.28
United Kingdom	34.62	8.00	74.79	13.25	3,348.11	3,185.13
United Republic of Tanzania			39.67			43.01
United States of America	23.50	37.35	155.86	287.43	2,075.96	3,226.05
Uruguay				64.71		38.81
Uzbekistan						22.44
Vanuatu	20.00					
Venezuela (Bolivarian Republic of)						1.30
Viet Nam						194.14
Yemen						9.04
Zambia					29.41	36.40
Zimbabwe					223.11	30.65
<b>Sub-Total</b>	<b>3,891.23</b>	<b>1,289.70</b>	<b>5,260.49</b>	<b>4,029.16</b>	<b>47,405.33</b>	<b>109,254.42</b>
Unspecified Countries					15.48	
Global Projects						
Interregional Projects						
Arab Countries *						141.42
African Countries						
Asian Countries						
European Countries						
Latin America And The Caribbean				5.12		
<b>Grand-Total</b>	<b>3,891.23</b>	<b>1,289.70</b>	<b>5,260.49</b>	<b>4,034.28</b>	<b>47,420.80</b>	<b>109,395.84</b>
<b>Developed Countries:</b>	237.66	86.93	1,373.56	338.44	41,653.12	99,445.99
Percentage	6.11%	6.74%	26.11%	8.39%	87.84%	90.90%
<b>Developing Countries/ Economies In Transition:</b>	3,653.57	1,202.78	3,886.93	3,695.84	5,752.20	9,949.85
Percentage	93.89%	93.26%	73.89%	91.61%	12.13%	9.10%
<b>Arab States *</b>		1,202.78	145.12		1,195.44	660.96
Percentage		93.26%	2.76%		2.52%	0.60%
<b>Africa</b>			3,670.36		2,614.81	1,497.80
Percentage			69.77%		5.51%	1.37%
<b>Asia &amp; Pacific</b>	3,558.68		71.45	0.95	851.66	4,450.98
Percentage	91.45%		1.36%	0.02%	1.80%	4.07%
<b>Europe &amp; Cis</b>	94.89				723.91	2,054.37
Percentage	2.44%				1.53%	1.88%
<b>Latin America &amp; The Caribbean</b>				3,694.89	365.93	1,250.99
Percentage				91.59%	0.77%	1.14%
<b>Others</b>					15.48	
Percentage					0.03%	

\* Procurement from the Palestine Authority Autonomous Area (West Bank and Gaza Strip)

## Procurement of services by UN organization and country of contractor

Procurement of Services & Works	(USD Thousand)				(USD Thousand)		
	Agency						
Supplier Country	IFAD	ILO	ITC	ITU	OPCW	PAHO	
Afghanistan							
Albania		556.65		1.31			
Algeria	7.82		85.43				
Andorra							
Angola		5.45					
Antigua and Barbuda							
Argentina	4.00		6.95	205.01		1.50	
Armenia	0.79	90.70					
Australia		56.07	60.01	62.83			
Austria	0.96	55.79		77.31	19.74		
Azerbaijan							
Bahamas							
Bahrain		18.44					
Bangladesh	20.59	998.78	3.73				
Barbados	10.00	2.70				70.00	
Belarus							
Belgium	563.21	1,160.82	11.90	4.28	84.52	5.00	
Belize							
Benin		1,067.43		7.18			
Bhutan							
Bolivia (Plurinational State of)	26.41	360.98	10.76				
Bosnia and Herzegovina		119.78					
Botswana		89.38					
Brazil	43.14	365.54	10.85	866.17		111.42	
Brunei Darussalam							
Bulgaria		5.89					
Burkina Faso	125.38	35.70					
Burundi							
Cambodia	0.46	296.51	26.29				
Cameroon	305.62	0.81					
Canada	89.39	1,371.68	13.34	63.97	1.62	233.21	
Cape Verde		72.02		12.15			
Central African Republic							
Chad							
Chile	330.42	34.07		18.33		40.00	
China	56.33	58.24	47.10	300.86	28.95	21.20	
Colombia	70.00	209.74					
Comoros		0.39					
Congo, Republic of the	220.00	171.97					
Costa Rica	180.00						
Côte D'Ivoire		1,694.83	85.02				
Croatia							
Cuba							
Cyprus			20.75				
Czech Republic	1.50	10.08			140.63		
Democratic People's Rep. of Korea (North)							
Democratic Republic of the Congo	100.55	131.08					
Denmark	99.42	78.36	153.85		6.95		
Djibouti				3.14			
Dominica							
Dominican Republic	30.00	20.04		2.98			
Ecuador	6.00	49.56		20.56			
Egypt	210.01	104.83	24.96	103.56			
El Salvador		864.92		0.97			
Equatorial Guinea				4.05			
Eritrea							
Estonia							
Ethiopia	15.73	74.93		0.50			
Fiji	20.61	9.45	0.56	11.21			
Finland		10.49		9.16	129.26		
France	354.80	1,759.11	98.15	686.65	24.42		
Gabon				31.67			
Gambia	9.65		5.19				
Georgia		0.17					
Germany	498.07	340.94	45.25	135.21	183.16	12.00	
Ghana	192.02	2,165.12	45.53				
Greece		30.00		8.43			
Grenada	4.93						
Guatemala	122.75	222.37					
Guinea	135.00		29.68				
Guinea-Bissau							
Guyana							
Haiti	138.40	1,301.36					
Honduras		39.02		4.59			
Hungary		367.60					
Iceland		0.72					
India	155.26	853.85	356.05	45.17	10.53		
Indonesia		1,722.47	111.88	9.55			
Iran (Islamic Republic of)							
Iraq		75.20					
Ireland	72.13	809.06	234.53	311.26	2.24		

## Procurement of services by UN organization and country of contractor

Procurement of Services & Works	(USD Thousand)				(USD Thousand)		
	Supplier Country	IFAD	ILO	ITC	Agency ITU	OPCW	PAHO
Israel			137.64				
Italy	24,912.40		8,480.42	71.95	4.19	13.38	
Jamaica			107.90				
Japan			15.00			0.16	
Jordan	9.81		715.28			19.74	
Kazakhstan	20.74			5.62			
Kenya	204.37		1,787.07	121.14	27.83		
Kiribati			3.00				
Kuwait			128.02			20.39	
Kyrgyzstan	3.74		14.10		12.10		
Lao People's Democratic Republic	8.42			14.12			
Latvia					45.80		
Lebanon			1,841.58		1.11		
Lesotho							
Liberia			76.00				
Libya							
Liechtenstein				0.84			
Lithuania			7.50				
Luxembourg	128.82		1,105.13	60.37	112.90		
Madagascar			704.10				
Malawi	3.91		154.71	4.27			
Malaysia	0.72		0.17	24.66	529.86	36.19	
Maldives							
Mali	64.23		361.30		4.59		
Malta				14.75			
Marshall Islands							
Mauritania							
Mauritius			4.55				
Mexico			335.34	266.59	32.22		
Micronesia (Federated States of)							
Monaco							
Mongolia			5.85				
Montenegro			29.01				
Morocco			9.48				
Mozambique	41.47		62.50		8.10		
Myanmar							
Namibia							
Nauru							
Nepal			27.74				
Netherlands	336.23		308.83	48.14	147.84	6,887.16	53.95
New Zealand	4.72		11.00				
Nicaragua			24.57				
Niger							
Nigeria	126.59		332.28				
Norway							8.00
Oman			88.91				
Pakistan	16.05		311.43				
Palau							
Panama			56.22		32.25		5.43
Papua New Guinea							
Paraguay			1.12				
Peru	62.00		982.78				
Philippines	73.73		727.09	57.98	6.08		4.95
Poland			14.13		16.17		
Portugal			57.38		10.68		
Qatar			26.92	24.12	15.40		
Republic of Korea, (South)							
Republic of Moldova			231.32		45.82		
Romania							
Russian Federation	0.14		99.00	79.24	223.43	0.62	
Rwanda	71.00			49.19	8.96		
Saint Kitts and Nevis							
Saint Lucia							
Saint Vincent and the Grenadines							14.50
Samoa	13.04		162.40				
San Marino							
Sao Tome and Principe			12.97		4.05		
Saudi Arabia			0.80				
Senegal	404.78		379.89	28.96	14.23		
Serbia			230.45			67.47	
Seychelles							
Sierra Leone	7.78		33.93				
Singapore	0.38		125.00			0.80	
Slovakia						3.33	
Slovenia							
Solomon Islands							
Somalia			3,449.60				
South Africa	97.50		862.46		33.76		
South Sudan			43.70				
Spain	63.84		288.09	199.18	26.95	13.38	222.36

## Procurement of services by UN organization and country of contractor

Procurement of Services & Works	(USD Thousand)				(USD Thousand)		
	Agency						
Supplier Country	IFAD	ILO	ITC	ITU	OPCW	PAHO	
Sri Lanka	25.00	393.02		0.88			
Sudan	29.58						
Suriname				63.88			
Swaziland							
Sweden	60.92	42.00	0.44		3.94		
Switzerland	3,941.24	53,679.07	7,846.19	19,361.97	29.64	547.26	
Syrian Arab Republic	60.06						
Tajikistan		189.53					
Thailand	74.39	305.36		542.39			
The former Yugoslav Republic of Macedonia		133.07					
Timor-Leste	47.00	809.44					
Togo		511.91					
Tonga							
Trinidad and Tobago			10.16	4.86			
Tunisia		88.09	35.20	13.85			
Turkey		87.45	1.99				
Turkmenistan							
Tuvalu							
Uganda	116.34	451.11	9.09	14.33			
Ukraine		471.42		21.05	19.49		
United Arab Emirates	40.42	6.03	40.81	1,349.39			
United Kingdom	4,753.49	1,974.54	441.41	1,427.51	502.53	224.58	
United Republic of Tanzania	14.80	329.95	47.55	7.34			
United States of America	4,197.71	2,781.65	223.51	219.29	166.38	8,304.79	
Uruguay	52.50	2.00					
Uzbekistan				8.52			
Vanuatu		11.70					
Venezuela (Bolivarian Republic of)		15.00					
Viet Nam	20.37	572.63	5.81				
Yemen	34.85	35.01					
Zambia	35.35	5.00	2.35				
Zimbabwe							
<b>Sub-Total</b>	<b>44,443.88</b>	<b>107,811.71</b>	<b>11,223.37</b>	<b>27,407.63</b>	<b>8,416.60</b>	<b>9,880.15</b>	
Unspecified Countries							
Global Projects							
Interregional Projects							
Arab Countries *	0.24	351.42552					
African Countries							
Asian Countries							
European Countries							
Latin America And The Caribbean						1.55	
<b>Grand-Total</b>	<b>44,444.12</b>	<b>108,163.13</b>	<b>11,223.37</b>	<b>27,407.63</b>	<b>8,416.60</b>	<b>9,881.71</b>	
<b>Developed Countries:</b>	40,078.85	74,958.99	9,544.55	22,732.39	8,212.43	9,611.16	
Percentage	90.18%	69.30%	85.04%	82.94%	97.57%	97.26%	
<b>Developing Countries/ Economies In Transition:</b>	4,365.27	33,204.14	1,678.82	4,675.24	204.17	270.55	
Percentage	9.82%	30.70%	14.96%	17.06%	2.43%	2.74%	
<b>Arab States *</b>	392.78	6,940.00	210.53	1,486.45	40.13		
Percentage	0.88%	6.42%	1.88%	5.42%	0.48%		
<b>Africa</b>	2,292.08	11,378.15	427.97	166.59			
Percentage	5.16%	10.52%	3.81%	0.61%			
<b>Asia &amp; Pacific</b>	574.46	7,394.13	648.17	1,445.99	76.47	26.15	
Percentage	1.29%	6.84%	5.78%	5.28%	0.91%	0.26%	
<b>Europe &amp; Cis</b>	25.42	2,021.33	86.84	266.41	87.58		
Percentage	0.06%	1.87%	0.77%	0.97%	1.04%		
<b>Latin America &amp; The Caribbean</b>	1,080.54	5,239.21	305.31	1,263.98		244.40	
Percentage	2.43%	4.84%	2.72%	4.61%		2.47%	
<b>Others</b>							
Percentage							

\* Procurement from the Palestine Authority Autonomous Area (West Bank and Gaza Strip)

## Procurement of services by UN organization and country of contractor

Procurement of Services & Works		(USD Thousand)					
Supplier Country	Agency						
	UNDP	UNESCO	UNFPA	UNICEF	UNHCR	UNIDO	
Afghanistan	478,239.40	7.96	678.49	6,955.95	9,465.43		
Albania	10,826.68	165.91	220.96	629.33	42.48		
Algeria	2,430.82	14.00	14.47	480.24	813.46		
Andorra							
Angola	1,981.14	19.65	134.34	1,868.63	702.32	284.24	
Antigua and Barbuda	448.07	18.12	29.74				
Argentina	156,726.07	765.47	379.43	6,139.55	245.52	552.06	
Armenia	2,641.76	50.31	23.93	173.41	159.43	131.25	
Australia	9,545.86	514.31	222.69	4,389.85	577.32		
Austria	4,201.97	82.78	87.92	236.88	172.57	889.67	
Azerbaijan	9,209.88	12.16	153.65	250.34	310.39		
Bahamas	30.68	2.00	9.77				
Bahrain	531.53	21.86					
Bangladesh	31,887.66	55.85	1,113.00	6,626.34	605.02		
Barbados	1,519.78	180.00	49.62	212.00			
Belarus	4,418.96	31.52	70.98	163.02	162.00		
Belgium	7,499.13	2,912.55	292.49	3,162.92	557.77	497.74	
Belize	1,166.06	49.80	13.85	229.74			
Benin	4,874.34	191.28	2,556.69	903.98	147.81		
Bhutan	812.42	11.90	4.74	159.91	7.50		
Bolivia (Plurinational State of)	7,942.26	70.55	495.05	2,678.01	2.24		
Bosnia and Herzegovina	15,561.65	431.83	81.66	678.16	354.71	176.14	
Botswana	5,296.35	113.53	629.29	243.88	179.92		
Brazil	133,032.80	24,423.53	859.36	2,709.32	326.30		
Brunei Darussalam		24.00					
Bulgaria	4,513.29	136.32	6.43	688.13	119.66		
Burkina Faso	6,555.82	240.71	933.41	6,430.53	495.38		
Burundi	5,889.81	12.00	714.63	2,302.52	713.17		
Cambodia	8,886.80	37.00	374.75	1,010.18	47.41	77.11	
Cameroon	3,588.96	800.89	743.91	954.94	939.45	454.48	
Canada	20,378.83	2,793.20	537.81	4,749.13	1,604.85	296.18	
Cape Verde	2,494.19	232.34	43.73	133.12		593.05	
Central African Republic	2,166.94	76.17	1,238.99	2,770.51	781.28		
Chad	7,982.88	64.48	2,053.98	5,786.38	4,013.79		
Chile	15,118.00	1,556.61	148.83	1,738.16	16.48	180.57	
China	16,938.37	1,282.07	1,662.13	3,718.33	1,213.36	60,325.97	
Colombia	40,169.28	189.49	2,219.15	3,455.01	1,410.42	76.18	
Comoros	1,272.63	39.85	186.35	347.05		58.00	
Congo, Republic of the	9,187.56	80.30	844.26	1,214.06	349.48		
Costa Rica	4,212.23	463.40	246.93	963.05	396.52		
Côte D'Ivoire	5,883.90	598.99	1,889.35	5,766.78	721.08	143.65	
Croatia	5,568.29	89.27	73.06	808.01	33.49		
Cuba	1,921.19	321.24	114.42	111.27		720.00	
Cyprus	9,930.54			28.00	50.67		
Czech Republic	724.39	26.00	12.45	3.00	50.23		
Democratic People's Rep. of Korea (North)	373.64	60.64	172.88	41.06			
Democratic Republic of the Congo	27,311.23	111.59	3,481.78	9,217.37	2,418.20	235.60	
Denmark	24,694.54	139.84	3,971.46	77,299.67	28,028.60	324.09	
Djibouti	1,557.60	87.88	89.93	358.73	723.92		
Dominica	79.14	4.00	0.66				
Dominican Republic	10,490.85	61.02	199.18	194.13	58.42		
Ecuador	7,600.31	295.05	516.14	2,235.20	1,054.76		
Egypt	50,258.61	740.61	823.62	1,356.44	1,041.80	239.82	
El Salvador	12,987.85	91.88	338.73	312.54	4.25		
Equatorial Guinea	427.91	23.84	146.00	57.10			
Eritrea	4,768.71	0.77	115.51	251.34	269.91		
Estonia	770.59				2.26		
Ethiopia	9,178.50	729.68	1,065.98	8,582.56	7,423.58		
Fiji	3,202.32	99.81	998.67	299.86	9.32		
Finland	1,119.21	15.56	160.27	134.83	206.71	36.80	
France	14,358.27	19,781.35	517.24	27,230.73	858.92	311.99	
Gabon	1,497.28	353.36	143.06	198.41	206.08		
Gambia	1,736.10	5.87	441.48	51.51	163.24	581.28	
Georgia	6,850.73	8.93	108.76	505.74	536.49		
Germany	24,696.48	1,079.18	2,129.10	775.56	4,541.37	36.76	
Ghana	6,304.29	632.39	1,114.01	1,482.94	1,164.28		
Greece	1,010.68	95.66	1.90	169.63	448.46		
Grenada		75.03	9.46	18.50			
Guatemala	23,065.29		765.27	1,055.65	10.00	437.50	
Guinea	9,952.23	183.79	205.37	3,080.72	285.09		
Guinea-Bissau	2,415.65	6.79	72.15	2,422.45	10.97		
Guyana	599.42	29.71	40.00	103.61			
Haiti	34,229.01	10.00	715.88	10,401.76			
Honduras	11,154.96	24.68	674.68	92.92			
Hungary	1,465.29	26.82	13.56	28.86	1,726.32		
Iceland	195.39						
India	26,594.12	416.55	2,120.82	54,180.22	4,143.41	91.83	
Indonesia	46,028.56	999.96	1,190.13	5,689.38	380.61		
Iran (Islamic Republic of)	7,499.32	74.84	240.00	341.46	7,715.71	500.00	
Iraq	8,351.78	1,390.59	194.81	2,853.56	2,385.88	652.03	
Ireland	3,372.62	46.17	109.24	324.50	3,328.55		

## Procurement of services by UN organization and country of contractor

Procurement of Services & Works							(USD Thousand)
Supplier Country	Agency						
	UNDP	UNESCO	UNFPA	UNICEF	UNHCR	UNIDO	
Israel	3,621.23	26.07	64.82	290.77	108.60		
Italy	14,646.83	8,046.64	647.12	1,806.83	5,778.78	3,304.71	
Jamaica	2,573.38	513.76	382.61	157.48			
Japan	2,205.00	1,262.71	123.98	198.39	567.03		
Jordan	12,486.06	2,116.28	2,714.83	4,843.75	11,741.26		
Kazakhstan	4,633.73	286.01	213.06	522.59	496.67		
Kenya	34,257.92	1,658.54	1,314.61	5,776.22	19,121.71	7.75	
Kiribati	79.80	37.05	9.64	33.47			
Kuwait	2,513.04	317.02			3,734.22		
Kyrgyzstan	6,878.46	290.49	324.13	2,111.41	281.54		
Lao People's Democratic Republic	5,183.88	84.30	280.56	407.63		760.10	
Latvia	1,525.18	36.80	5.70	48.57			
Lebanon	14,785.85	558.29	284.30	759.70	1,495.64	77.02	
Lesotho	1,530.45	50.95	522.79	220.75			
Liberia	11,798.45	424.03	390.04	5,553.42	2,585.17		
Libya	2,087.83	85.19	39.44	141.63	1,197.57		
Liechtenstein		155.68					
Lithuania	2,715.19	4.17	56.20	86.53	11.08		
Luxembourg	204.93	369.79	57.44	110.01	692.23		
Madagascar	2,745.08	114.60	666.93	6,539.47			
Malawi	4,268.02	97.51	668.96	11,510.82	293.00		
Malaysia	3,455.09	170.89	285.36	3,242.34	1,335.70	202.23	
Maldives	1,320.82	50.80	183.64	325.04			
Mali	5,556.23	629.27	749.21	4,725.47	223.62		
Malta	251.19	97.97			60.94		
Marshall Islands	16.58		18.01				
Mauritania	5,141.18	393.51	1,679.63	933.96	2,005.67		
Mauritius	1,922.24	112.41	74.67	91.36			
Mexico	30,970.84	180.89	1,071.05	3,844.00	183.33	275.72	
Micronesia (Federated States of)	-19.33	71.80	22.89	32.10			
Monaco							
Mongolia	2,380.37	387.79	587.07	345.24			
Montenegro		26.91		369.98	110.44	77.65	
Morocco	8,690.45	761.89	151.40	399.65	249.39	991.09	
Mozambique	7,168.89	357.78	428.42	1,894.82	299.67	13.55	
Myanmar	7,150.92	86.59	489.32	1,032.33	1,586.98		
Namibia	2,917.57	698.66	391.68	380.24	122.27		
Nauru	38.96	19.50	7.67				
Nepal	13,093.67	108.48	542.80	3,507.54	355.44		
Netherlands	8,226.30	384.65	2,550.19	1,343.29	1,004.00	248.55	
New Zealand	2,989.52	33.52	56.43	360.27			
Nicaragua	10,811.23	123.51	876.75	496.06		31.63	
Niger	5,331.44	508.61	919.33	2,843.11	695.52		
Nigeria	28,172.01	77.50	1,552.52	10,501.89	497.60	88.05	
Norway	4,844.67	107.91	27.48	73.66	14.74	1,352.43	
Oman		114.50	41.76	177.46	23.00	68.27	
Pakistan	38,558.68	1,420.07	613.50	32,442.77	5,373.96	37.65	
Palau	85.52	21.20	0.29				
Panama	23,257.05	163.56	1,134.00	785.81	253.76		
Papua New Guinea	1,767.04	71.45	500.03	3.32	62.50		
Paraguay	18,568.72	15.00	193.45	293.43			
Peru	25,912.04	57.01	1,302.86	2,159.90	43.50	76.17	
Philippines	9,757.83	157.69	1,339.13	2,559.55	292.63	814.52	
Poland	2,836.35	82.25	3.49	81.32	102.99		
Portugal	3,782.57	20.50		221.72	37.80		
Qatar	15.76	223.27		8.57			
Republic of Korea, (South)	1,104.33	293.48	73.35	2.70	1,436.32		
Republic of Moldova	17,128.79	25.70	152.78	613.82	69.70		
Romania	1,915.38	44.86	35.92	705.04	227.50	534.56	
Russian Federation	12,085.31	403.99	258.66	357.69	706.60		
Rwanda	8,790.78	89.52	1,139.53	769.15	1,107.72		
Saint Kitts and Nevis	206.55	50.10	3.65				
Saint Lucia	450.67	71.69	3.00	52.97			
Saint Vincent and the Grenadines	112.08	53.11	12.11				
Samoa	2,506.82	330.38	7.60				
San Marino							
Sao Tome and Principe	971.11	56.49	137.81				
Saudi Arabia	12,317.98	7.78		41.60	258.25	1,154.89	
Senegal	8,537.98	1,928.17	1,708.69	3,344.88	1,797.94	4.95	
Serbia	102.28	725.35	74.63	1,946.49	795.31		
Seychelles	1,381.94	26.42	37.40	13.75			
Sierra Leone	5,252.20	170.19	3,006.98	1,583.11	426.37		
Singapore		82.48	21.45	360.47	22.00		
Slovakia	2,207.43	12.26		43.38	43.90		
Slovenia	993.56	82.96		2.97	32.01		
Solomon Islands	788.82	84.43	14.00	16.50			
Somalia	25,840.50	0.12	50.57	1,904.62	741.26		
South Africa	16,849.36	1,044.01	2,163.98	6,429.35	411.35	1,074.37	
South Sudan		379.90	77.61	10,349.45	4,630.37	351.02	
Spain	9,865.78	400.76	410.40	1,142.84	340.93	1,200.00	

## Procurement of services by UN organization and country of contractor

Procurement of Services & Works							(USD Thousand)
Supplier Country	Agency						
	UNDP	UNESCO	UNFPA	UNICEF	UNHCR	UNIDO	
Sri Lanka	8,221.05	93.10	269.42	9,168.29	969.29		
Sudan	31,005.20	57.15	2,791.78	317.21	6,312.40	198.09	
Suriname	1,003.15		76.82	68.24			
Swaziland	767.94	15.75	401.88	515.13			
Sweden	3,521.57	17.16	266.08	211.38	2,556.69	972.40	
Switzerland	14,702.33	2,126.88	606.84	3,257.13	34,153.44	2,191.55	
Syrian Arab Republic	1,682.72		733.42	148.08	2,889.58	385.00	
Tajikistan	16,847.34	132.50	203.29	606.75	99.08		
Thailand	7,686.66	1,185.97	1,860.21	5,897.27	2,064.90	102.40	
The former Yugoslav Republic of Macedonia	7,357.60	38.84	125.56	305.74	197.26	99.17	
Timor-Leste		236.28	1,424.38	231.89	14.48		
Togo	2,996.34	184.87	455.49	1,143.93	367.93	126.26	
Tonga	398.46	36.00	11.99				
Trinidad and Tobago	1,304.20	78.97	81.00	57.00			
Tunisia	4,782.01	331.51	405.96	240.61	875.10	371.93	
Turkey	10,460.43	60.04	1,001.88	2,400.14	828.96	1,502.47	
Turkmenistan	2,211.65		136.06	153.41			
Tuvalu	380.69	11.18	4.00				
Uganda	9,106.90	216.73	2,582.73	11,150.08	3,017.61		
Ukraine	9,388.93	28.00	489.37	1,881.14	456.32		
United Arab Emirates	10,234.54	26.28	650.14	2,450.54	2,168.53	134.20	
United Kingdom	34,068.97	1,892.90	8,920.61	16,934.03	7,165.39	2,590.46	
United Republic of Tanzania	6,582.77	1,370.44	1,065.32	1,993.28	2,082.77	116.13	
United States of America	122,045.41	1,185.72	5,864.66	55,911.66	33,080.86	63.34	
Uruguay	10,938.58	307.73	615.01	1,309.45	2.30		
Uzbekistan	5,063.16		392.37	1,058.00			
Vanuatu	37.62	0.50	13.88	2.48			
Venezuela (Bolivarian Republic of)	3,481.32	95.15	419.43	567.30	468.16		
Viet Nam	11,157.74	801.86	463.26	312.46	22.14	258.67	
Yemen	5,097.61	0.76	281.41	2,741.14	2,708.61		
Zambia	4,980.61	295.73	848.00	5,510.13	658.51	588.47	
Zimbabwe	26,985.11	720.02	5,066.06	18,188.41	807.10		
<b>Sub-Total</b>	<b>2,360,028.62</b>	<b>109,100.36</b>	<b>119,534.02</b>	<b>584,227.24</b>	<b>276,990.83</b>	<b>91,351.41</b>	
Unspecified Countries	47,825.91						
Global Projects							
Interregional Projects							
Arab Countries *		786.38579	185.61	2,758.88			
African Countries					388.50		
Asian Countries	136.87	19.30	14.85				
European Countries	3,341.70		66.43		265.92		
Latin America And The Caribbean	906.69	14.14	51.32	30.00			
<b>Grand-Total</b>	<b>2,412,239.79</b>	<b>109,920.18</b>	<b>119,852.23</b>	<b>587,016.12</b>	<b>277,645.25</b>	<b>91,351.41</b>	
<b>Developed Countries:</b>	365,646.47	44,041.90	27,759.91	202,051.46	128,253.11	14,851.23	
Percentage	15.16%	40.07%	23.16%	34.42%	46.19%	16.26%	
<b>Developing Countries/ Economies In Transition:</b>	1,998,767.41	65,878.28	92,092.32	384,964.66	149,392.14	76,500.19	
Percentage	82.86%	59.93%	76.84%	65.58%	53.81%	83.74%	
<b>Arab States *</b>	208,583.02	8,149.55	11,559.44	23,604.90	49,081.25	4,830.35	
Percentage	8.65%	7.41%	9.64%	4.02%	17.68%	5.29%	
<b>Africa</b>	315,870.94	15,474.17	44,894.84	164,614.83	60,519.73	4,069.80	
Percentage	13.09%	14.08%	37.46%	28.04%	21.80%	4.46%	
<b>Asia &amp; Pacific</b>	728,166.66	8,837.10	17,373.59	138,604.60	29,408.41	62,670.47	
Percentage	30.19%	8.04%	14.50%	23.61%	10.59%	68.60%	
<b>Europe &amp; CIs</b>	133,448.54	2,782.04	4,018.45	14,921.34	5,837.10	1,986.69	
Percentage	5.53%	2.53%	3.35%	2.54%	2.10%	2.17%	
<b>Latin America &amp; The Caribbean</b>	595,569.46	30,609.72	14,093.22	42,605.16	4,475.94	2,942.88	
Percentage	24.69%	27.85%	11.76%	7.26%	1.61%	3.22%	
<b>Others</b>	47,825.91						
Percentage	1.98%						

\* Procurement from the Palestine Authority Autonomous Area (West Bank and Gaza Strip)



## Procurement of services by UN organization and country of contractor

Supplier Country	Procurement of Services & Works (USD Thousand)					
	Agency					
	UNOPS	UNOG	UNON	UNOV	UN/PD	UNRWA
Afghanistan	96,748.14	49.68		273.43	18,231.72	
Albania	8.65					
Algeria	18.66			14.49	63.04	
Andorra						
Angola	14.62					
Antigua and Barbuda	5.36					
Argentina	15,388.57	162.86			262.62	
Armenia	22.92					
Australia	199.83			82.41	931.75	
Austria	181.01	12.02		2,349.56	351.36	
Azerbaijan	76.10					
Bahamas	8.88					
Bahrain						6.72
Bangladesh	70.67	6.00				
Barbados	69.93					
Belarus	16.35					
Belgium	702.65	482.41		47.58	5,032.97	6,831.96
Belize	256.31					
Benin	169.23					
Bhutan	1,556.13					
Bolivia (Plurinational State of)	25.11					
Bosnia and Herzegovina	120.44			60.85		
Botswana	47.98					
Brazil	7,433.67	28.67	172.92			
Brunei Darussalam						
Bulgaria	7.00				11,532.52	
Burkina Faso	372.70				54.92	
Burundi	495.53				1,263.06	
Cambodia	339.25					
Cameroon	327.16			4.07	48.90	
Canada	2,677.05	17.89	110.00	851.09	60,286.50	99.75
Cape Verde	31.90					
Central African Republic	3,832.47				733.70	
Chad	24.93					
Chile	14.51					
China	5,544.93	442.19		254.00	826.08	
Colombia	212.86					
Comoros	9.89					
Congo, Republic of the	187.41					
Costa Rica	556.13					
Côte D'Ivoire	589.25				26,045.99	
Croatia	1.27					
Cuba	11.76					
Cyprus	0.11				5,396.33	
Czech Republic	0.65			0.31	15.32	
Democratic People's Rep. of Korea (North)	33.83					
Democratic Republic of the Congo	20,414.15				25,475.92	
Denmark	15,344.07	69.00	143.93	29.93	15,513.77	392.24
Djibouti	91.17		1,156.87	4.36	46.51	
Dominica	68.05					
Dominican Republic	49.84				1,150.15	
Ecuador	82.70					
Egypt	6,047.87				1,734.27	34.98
El Salvador	689.41				3.70	
Equatorial Guinea						
Eritrea	6.96					
Estonia					1,755.20	
Ethiopia	6,562.60	167.91			6,986.35	
Fiji	87.45					
Finland				9.49	366.87	
France	2,815.94	995.05	162.44	17.03	4,797.26	13.50
Gabon	87.69				50.76	
Gambia	41.94					
Georgia	131.19	6.20				
Germany	332.11	90.10	34.89	428.91	20,586.62	80.93
Ghana	806.43				-132.22	
Greece	40.50				20.57	
Grenada	0.19					
Guatemala	20,862.69					
Guinea	26.65					
Guinea-Bissau	3.10				748.20	
Guyana	6.00					
Haiti	6,891.46				18,801.77	
Honduras	131.51					
Hungary	315.05				9.15	
Iceland	84.90					
India	3,266.42	65.54			1,205.51	368.67
Indonesia	661.99				74.79	
Iran (Islamic Republic of)	52.47				6.47	
Iraq	1,652.34				11,247.85	
Ireland	86.20	570.09	565.88	9.71	356.87	

## Procurement of services by UN organization and country of contractor

Supplier Country	Procurement of Services & Works (USD Thousand)					
	UNOPS	UNOG	UNON	UNOV	UN/PD	UNRWA
Israel	691.79		375.00		3,679.18	264.93
Italy	1,870.05	165.78	481.86	13.41	16,800.30	8,241.01
Jamaica	338.05					
Japan	272.24				1,559.87	
Jordan	4,758.60				65,230.01	9,368.32
Kazakhstan	27.95				-1,365.34	
Kenya	27,701.81	8.10	20,452.12		36,368.38	
Kiribati	24.40					
Kuwait	2,387.13				2,662.85	
Kyrgyzstan	9.42					
Lao People's Democratic Republic	15.57					
Latvia						
Lebanon	2,106.14	29.86			11,062.74	14,449.78
Lesotho	96.34					
Liberia	2,074.54				10,268.52	
Libya	488.01	-38.43			539.11	
Liechtenstein						
Lithuania						
Luxembourg	37.93	64.54	4.36	28.45		
Madagascar	290.07					
Malawi	222.24					
Malaysia	206.12				153.87	
Maldives	53.13					
Mali	189.53					
Malta	48.61		19.02	111.43	7,298.78	
Marshall Islands	20.00					
Mauritania	32.26					
Mauritius	107.23		1.40		138.83	
Mexico	81.04				33.50	
Micronesia (Federated States of)	52.49					
Monaco			6.00			
Mongolia	78.71					
Montenegro	20.71	6.00				
Morocco	926.39		17.00		1,287.25	
Mozambique	92.05	38.50				
Myanmar	2,519.16					
Namibia	501.75		164.37			
Nauru	0.28					
Nepal	580.66				17,532.70	
Netherlands	577.42	435.32	321.36		5,200.54	
New Zealand	13.08				457.88	
Nicaragua	536.74					
Niger	183.26					
Nigeria	703.56			130.33	46.90	
Norway	95.93	951.71	19.50		154.76	406.04
Oman					-70.43	
Pakistan	2,748.04			9.70	3,683.83	
Palau						
Panama	756.64				44,995.44	
Papua New Guinea	17.90					
Paraguay	666.34					
Peru	49,269.88					
Philippines	721.24			57.68		
Poland	277.79					
Portugal	45.21				2,528.38	
Qatar	380.17				264.35	5.00
Republic of Korea, (South)	20.10				142.50	
Republic of Moldova	0.59					
Romania	31.98		64.65			
Russian Federation	357.71	67.92		324.64	334,810.49	
Rwanda	47.57		17.05		1,086.53	
Saint Kitts and Nevis	0.22					
Saint Lucia	1.18					
Saint Vincent and the Grenadines						
Samoa	29.54					
San Marino						
Sao Tome and Principe	14.91					
Saudi Arabia					8,024.15	
Senegal	1,806.37				502.65	
Serbia	1,407.35	33.47			1,250.56	
Seychelles	1,339.34					
Sierra Leone	55.37				998.34	
Singapore	395.11				10.60	
Slovakia	93.92			1.53		15.78
Slovenia				41.87	8.61	
Solomon Islands	21.04					
Somalia	51.74		608.93		1,868.76	
South Africa	4,720.39	194.93	45.00		40,431.38	
South Sudan	1,205.77				466.43	
Spain	6,623.68	390.55	30.56	115.55	32,104.71	

## Procurement of services by UN organization and country of contractor

Procurement of Services & Works (USD Thousand)						
Supplier Country	Agency					
	UNOPS	UNOG	UNON	UNOV	UN/PD	UNRWA
Sri Lanka	3,873.93					
Sudan	1,754.18				91,860.91	
Suriname	23.82					
Swaziland	20.00					
Sweden	397.92	69.58	7.10		847.75	
Switzerland	3,841.18	68,599.34	155.36	53.46	352.44	186.37
Syrian Arab Republic	25.54				1,296.03	1,837.65
Tajikistan	24.42					
Thailand	528.29		6.75		4,222.99	
The former Yugoslav Republic of Macedonia	17.07				11.86	
Timor-Leste	22.22				3,072.18	
Togo	26.32					
Tonga	0.37					
Trinidad and Tobago	11.03					
Tunisia	399.80			26.06	122.00	
Turkey	263.83			172.12	2,071.99	42.31
Turkmenistan						
Tuvalu	17.50					
Uganda	17,775.63				15,849.80	
Ukraine	2,857.81				97,811.04	
United Arab Emirates	7,054.02		6.65		76,776.22	15.63
United Kingdom	35,682.72	578.37	962.23	469.23	31,585.81	1,195.32
United Republic of Tanzania	403.35		10.35		6,653.25	
United States of America	38,047.93	1,260.08	412.87	166.61	600,287.99	3.50
Uruguay	2,408.82					
Uzbekistan	7.07					
Vanuatu	30.40					
Venezuela (Bolivarian Republic of)	38.42					
Viet Nam	61.20					
Yemen	48.27					
Zambia	65.02					
Zimbabwe	470.99		24.66			
<b>Sub-Total</b>	<b>466,491.36</b>	<b>76,021.24</b>	<b>26,561.11</b>	<b>6,159.28</b>	<b>1,826,923.31</b>	<b>43,860.39</b>
Unspecified Countries			1,528.74		346.85	
Global Projects						
Interregional Projects						
Arab Countries *	5,425.57				164.53	107,359.01
African Countries						
Asian Countries						
European Countries	7,046.69					
Latin America And The Caribbean	13,626.00					
<b>Grand-Total</b>	<b>492,589.62</b>	<b>76,021.24</b>	<b>28,089.84</b>	<b>6,159.28</b>	<b>1,827,434.69</b>	<b>151,219.40</b>
<b>Developed Countries:</b>	111,436.45	74,751.83	3,877.04	4,827.56	829,820.07	17,731.33
Percentage	22.62%	98.33%	13.80%	78.38%	45.41%	11.73%
<b>Developing Countries/ Economies In Transition:</b>	381,153.18	1,269.41	22,684.07	1,331.72	997,267.77	133,488.07
Percentage	77.38%	1.67%	80.76%	21.62%	54.57%	88.27%
<b>Arab States *</b>	33,710.23	-8.57	1,789.45	44.91	274,186.64	133,077.09
Percentage	6.84%	-0.01%	6.37%	0.73%	15.00%	88.00%
<b>Africa</b>	94,124.18	409.44	20,714.95	134.40	174,086.59	
Percentage	19.11%	0.54%	73.75%	2.18%	9.53%	
<b>Asia &amp; Pacific</b>	120,346.20	563.42	6.75	594.81	49,156.77	368.67
Percentage	24.43%	0.74%	0.02%	9.66%	2.69%	0.24%
<b>Europe &amp; CIs</b>	12,416.95	113.60		557.60	434,590.59	42.31
Percentage	2.52%	0.15%		9.05%	23.78%	0.03%
<b>Latin America &amp; The Caribbean</b>	120,555.02	191.52	172.92		65,247.18	
Percentage	24.47%	0.25%	0.62%		3.57%	
<b>Others</b>			1,528.74		346.85	
Percentage			5.44%		0.02%	

\* Procurement from the Palestine Authority Autonomous Area (West Bank and Gaza Strip)

## Procurement of services by UN organization and country of contractor

(USD Thousand)

Procurement of Services & Works	Agency				
	UNU	UNV	UNWOMEN	WFP	WHO
Afghanistan			1,761.30	25,440.58	
Albania			756.43		
Algeria			17.31	2,998.06	
Andorra					
Angola					
Antigua and Barbuda			102.46	57.03	
Argentina			305.31	29.34	
Armenia			3.47	639.78	
Australia		8.00	806.32	99.38	
Austria			64.67	4.35	
Azerbaijan					
Bahamas			4.88		
Bahrain					
Bangladesh			465.92	2,715.66	
Barbados			353.72	123.75	
Belarus					
Belgium	528.83	7,193.19	108.34	2,797.58	
Belize					
Benin			4.00	6,858.04	
Bhutan			8.67		
Bolivia (Plurinational State of)			526.79	210.01	
Bosnia and Herzegovina			185.25	2.50	
Botswana			7.36	3.08	
Brazil			1,026.22	24.38	
Brunei Darussalam					
Bulgaria				6,511.54	
Burkina Faso			150.00	4,353.58	
Burundi			215.06	2,071.43	
Cambodia			529.31	2,930.99	
Cameroon			303.58	30,986.72	
Canada			1,719.14	15,267.74	
Cape Verde			146.07		
Central African Republic				2,152.68	
Chad				20,269.97	
Chile		3.87	229.63	88.66	
China			188.94	1,032.71	
Colombia			1,649.20	5,302.08	
Comoros				8.26	
Congo, Republic of the				3,029.19	
Costa Rica			143.03		
Côte D'Ivoire			214.72	4,980.86	
Croatia			21.44		
Cuba			10.99	0.30	
Cyprus				0.10	
Czech Republic					
Democratic People's Rep. of Korea (North)				2,467.39	
Democratic Republic of the Congo			269.86	27,878.09	
Denmark		130.73	128.84	25,201.73	
Djibouti				18,029.98	
Dominica					
Dominican Republic			462.98	2.50	
Ecuador			1,282.71	472.90	
Egypt			1,354.03	1,577.39	
El Salvador			80.65	1,562.26	
Equatorial Guinea					
Eritrea				40.87	
Estonia					
Ethiopia			220.03	84,509.71	
Fiji			1,481.88	3.60	
Finland			23.34		
France		24.17	485.21	17,379.73	
Gabon					
Gambia				1,330.45	
Georgia			228.10	689.33	
Germany		5,079.99	120.66	7,275.15	
Ghana			180.91	9,377.68	
Greece			20.00	3,585.64	
Grenada			71.56		
Guatemala			507.30	1,162.68	
Guinea			85.60	1,795.20	
Guinea-Bissau				658.66	
Guyana			1.30		
Haiti			979.94	7,959.13	
Honduras			254.01	3,096.49	
Hungary					
Iceland			17.20		
India			3,167.04	3,198.31	
Indonesia			589.51	1,286.81	
Iran (Islamic Republic of)				243.43	
Iraq			1,001.81	168.02	
Ireland			129.92	1,607.16	

## Procurement of services by UN organization and country of contractor

(USD Thousand)

Supplier Country	Procurement of Services & Works				
	UNU	UNV	Agency		WHO
			UNWOMEN	WFP	
Israel			125.02	419.27	
Italy		8.18	324.40	33,477.26	
Jamaica		0.32	141.31		
Japan	609.74		86.52	1,268.31	
Jordan			714.43	6,538.19	
Kazakhstan			291.01	84.40	
Kenya			2,459.07	170,595.62	
Kiribati			16.57		
Kuwait			27.18	524.58	
Kyrgyzstan			80.47	789.51	
Lao People's Democratic Republic			87.67	910.63	
Latvia				168.66	
Lebanon			87.75	855.70	
Lesotho			5.53	1,218.52	
Liberia			486.42	5,367.28	
Libya				1,869.65	
Liechtenstein					
Lithuania					
Luxembourg				339.35	
Madagascar				2,056.74	
Malawi		13.04	105.74	4,857.14	
Malaysia			90.73	5,668.84	
Maldives			8.00		
Mali			418.66	16,230.52	
Malta				6,141.59	
Marshall Islands					
Mauritania			25.12	9,905.72	
Mauritius			23.16	12,734.23	
Mexico		2.10	1,056.15	7,819.75	
Micronesia (Federated States of)			2.50		
Monaco					
Mongolia					
Montenegro			52.63		
Morocco			1,133.22	22.65	
Mozambique		0.00	325.19	6,687.65	
Myanmar				4,401.77	
Namibia			12.46	129.93	
Nauru			4.43		
Nepal			595.58	5,417.87	
Netherlands		0.55	63.63	1,750.96	
New Zealand			209.95	103.50	
Nicaragua			164.16	1,257.13	
Niger			87.14	12,375.15	
Nigeria			567.90	1,244.05	
Norway			353.47	310.12	
Oman					
Pakistan			3,292.64	40,833.71	
Palau			30.00		
Panama			48.94	802.29	
Papua New Guinea			1,111.60		
Paraguay			273.57	28.02	
Peru			416.88	152.59	
Philippines			376.34	3,054.86	
Poland		46.63	10.00		
Portugal			4.00	71.72	
Qatar				1.55	
Republic of Korea, (South)				42.00	
Republic of Moldova			395.45		
Romania			25.50		
Russian Federation			161.96	2,055.39	
Rwanda			693.60	2,691.57	
Saint Kitts and Nevis					
Saint Lucia			35.48		
Saint Vincent and the Grenadines					
Samoa			45.66	9.25	
San Marino					
Sao Tome and Principe					
Saudi Arabia				3.70	
Senegal		11.89	702.28	11,196.73	
Serbia		25.58	326.83		
Seychelles			6.61		
Sierra Leone			350.68	2,110.53	
Singapore			35.35	1,867.04	
Slovakia			64.81		
Slovenia			16.67		
Solomon Islands			175.01		
Somalia				14,368.51	
South Africa		14.78	1,370.56	8,658.53	
South Sudan				11,082.94	
Spain			404.33	518.37	

## Procurement of services by UN organization and country of contractor

(USD Thousand)

Procurement of Services & Works		Agency			
Supplier Country	UNU	UNV	UNWOMEN	WFP	WHO
Sri Lanka			14.30	1,286.43	
Sudan			57.08	94,986.20	
Suriname					
Swaziland			118.87	485.04	
Sweden			68.93	1,247.86	
Switzerland		201.23	186.13	30,956.40	
Syrian Arab Republic			12.00	8,343.34	
Tajikistan			105.97	1,278.08	
Thailand			1,566.76	2,449.32	
The former Yugoslav Republic of Macedonia			279.32		
Timor-Leste			230.21	275.28	
Togo			7.82	9,602.50	
Tonga			1.11	11.83	
Trinidad and Tobago			121.25		
Tunisia			263.62	38.59	
Turkey			215.72	5,371.03	
Turkmenistan				2.50	
Tuvalu					
Uganda			373.26	27,903.55	
Ukraine			38.65	6,293.12	
United Arab Emirates			49.53	11,807.32	
United Kingdom		219.59	1,638.75	16,616.61	
United Republic of Tanzania			270.28	36,153.32	
United States of America		134.80	15,222.04	143,318.56	
Uruguay			464.19		
Uzbekistan			50.00		
Vanuatu			208.75		
Venezuela (Bolivarian Republic of)			76.87		
Viet Nam		12.00	239.71	1.81	
Yemen			91.13	11,215.80	
Zambia			28.74	3,253.18	
Zimbabwe			713.07	13,782.91	
<b>Sub-Total</b>	<b>1,138.57</b>	<b>13,130.65</b>	<b>68,615.70</b>	<b>1,213,322.76</b>	
Unspecified Countries	21.84			1,266.10	554,500.00
Global Projects					
Interregional Projects					
Arab Countries *			1,242.56	4,730.30	
African Countries				1,505.62	
Asian Countries				362.21	
European Countries				3.75	15.33
Latin America And The Caribbean					
<b>Grand-Total</b>	<b>1,160.41</b>	<b>13,130.65</b>	<b>70,224.23</b>	<b>1,220,840.11</b>	<b>554,500.00</b>
<b>Developed Countries:</b>	1,138.57	13,047.07	22,427.80	316,438.65	
Percentage	98.12%	99.36%	31.94%	25.92%	
<b>Developing Countries/ Economies In Transition:</b>	0.00	83.59	47,796.43	903,135.35	
Percentage	0.00%	0.64%	68.06%	73.98%	
<b>Arab States *</b>			6,076.76	188,236.93	
Percentage			8.65%	15.42%	
<b>Africa</b>		39.72	10,897.98	560,713.85	
Percentage		0.30%	15.52%	45.93%	
<b>Asia &amp; Pacific</b>		12.00	16,295.49	106,812.32	
Percentage		0.09%	23.20%	8.75%	
<b>Europe &amp; Cis</b>		25.58	3,159.44	17,205.64	
Percentage		0.19%	4.50%	1.41%	
<b>Latin America &amp; The Caribbean</b>		6.29	10,971.31	30,166.61	
Percentage		0.05%	15.62%	2.47%	
<b>Others</b>	21.84			1,266.10	554,500.00
Percentage	1.88%			0.10%	100.00%

\* Procurement from the Palestine Authority Autonomous Area (West Bank and Gaza Strip)

## Procurement of services by UN organization and country of contractor

Procurement of Services & Works				(USD Thousand)	
Supplier Country	Agency			Total	
	WIPO	WMO	WTO	All	%
Afghanistan				637,905.26	7.45%
Albania				13,268.27	0.15%
Algeria				6,993.80	0.08%
Andorra					
Angola				5,011.93	0.06%
Antigua and Barbuda				660.78	0.01%
Argentina	15.97			181,585.30	2.12%
Armenia				4,048.62	0.05%
Australia	183.30			17,875.91	0.21%
Austria	0.19	6.41		89,451.15	1.04%
Azerbaijan				10,012.53	0.12%
Bahamas				56.21	0.00%
Bahrain				578.54	0.01%
Bangladesh				44,721.63	0.52%
Barbados				2,592.85	0.03%
Belarus	16.29			4,887.50	0.06%
Belgium	1,241.14	54.65	2,564.43	46,387.80	0.54%
Belize				1,715.75	0.02%
Benin				16,805.13	0.20%
Bhutan				2,561.28	0.03%
Bolivia (Plurinational State of)				12,360.54	0.14%
Bosnia and Herzegovina				17,774.88	0.21%
Botswana	5.32			6,641.64	0.08%
Brazil	224.38			171,941.60	2.01%
Brunei Darussalam				24.00	0.00%
Bulgaria	31.39			23,600.61	0.28%
Burkina Faso				19,821.49	0.23%
Burundi				13,684.21	0.16%
Cambodia	0.46		60.45	14,624.29	0.17%
Cameroon				39,492.56	0.46%
Canada	250.65	66.42		113,973.66	1.33%
Cape Verde				3,758.58	0.04%
Central African Republic				13,789.16	0.16%
Chad				40,201.38	0.47%
Chile	50.22			21,836.34	0.25%
China	2,141.49	43.96		96,458.83	1.13%
Colombia	49.93			55,277.59	0.65%
Comoros				1,922.42	0.02%
Congo, Republic of the				15,131.97	0.18%
Costa Rica		1.15		7,357.92	0.09%
Côte D'Ivoire				48,638.78	0.57%
Croatia				6,607.98	0.08%
Cuba				3,317.84	0.04%
Cyprus				15,426.50	0.18%
Czech Republic				1,613.81	0.02%
Democratic People's Rep. of Korea (North)				3,157.91	0.04%
Democratic Republic of the Congo				117,045.43	1.37%
Denmark	77.58	6.58		192,768.53	2.25%
Djibouti				22,150.09	0.26%
Dominica				151.85	0.00%
Dominican Republic	15.97			12,779.04	0.15%
Ecuador				13,677.71	0.16%
Egypt	17.04			66,231.76	0.77%
El Salvador				17,007.12	0.20%
Equatorial Guinea				658.91	0.01%
Eritrea				5,458.11	0.06%
Estonia				2,528.05	0.03%
Ethiopia				128,862.92	1.50%
Fiji				6,229.80	0.07%
Finland	0.40			2,237.41	0.03%
France	2,265.09	21.01		96,384.29	1.13%
Gabon				2,570.78	0.03%
Gambia				4,366.71	0.05%
Georgia				9,422.92	0.11%
Germany	2,903.58	20.03	51.12	73,822.76	0.86%
Ghana	0.17			23,631.63	0.28%
Greece	0.47			5,489.82	0.06%
Grenada				179.66	0.00%
Guatemala				48,225.23	0.56%
Guinea				15,779.32	0.18%
Guinea-Bissau				6,337.96	0.07%
Guyana				780.03	0.01%
Haiti				81,437.63	0.95%
Honduras			38.58	15,574.56	0.18%
Hungary	81.10	1.21		4,226.48	0.05%
Iceland				298.20	0.00%
India	210.60			103,211.03	1.21%
Indonesia				58,890.23	0.69%
Iran (Islamic Republic of)				16,681.72	0.19%
Iraq				29,973.87	0.35%
Ireland	498.69			12,539.61	0.15%

## Procurement of services by UN organization and country of contractor

Procurement of Services & Works				(USD Thousand)	
Supplier Country	WIPO	Agency WMO	WTO	Total All	%
Israel				9,878.57	0.12%
Italy	52.36	1.25		161,470.57	1.89%
Jamaica				4,229.57	0.05%
Japan	5,437.57			14,604.96	0.17%
Jordan	12.73			121,985.93	1.42%
Kazakhstan				5,329.15	0.06%
Kenya		29.36		322,702.73	3.77%
Kiribati				203.93	0.00%
Kuwait				12,338.73	0.14%
Kyrgyzstan				10,801.14	0.13%
Lao People's Democratic Republic				7,757.09	0.09%
Latvia	4.45			1,835.16	0.02%
Lebanon				49,684.07	0.58%
Lesotho				3,660.81	0.04%
Liberia				39,027.25	0.46%
Libya				6,415.15	0.07%
Liechtenstein				156.52	0.00%
Lithuania	1.70			2,891.86	0.03%
Luxembourg	31.04			3,432.85	0.04%
Madagascar				14,248.71	0.17%
Malawi				22,201.46	0.26%
Malaysia				15,604.61	0.18%
Maldives				1,941.42	0.02%
Mali				29,379.00	0.34%
Malta				14,044.29	0.16%
Marshall Islands				54.59	0.00%
Mauritania		2.49		20,133.00	0.24%
Mauritius	20.41			15,944.76	0.19%
Mexico		16.67		47,162.06	0.55%
Micronesia (Federated States of)				162.45	0.00%
Monaco				243.38	0.00%
Mongolia				3,813.09	0.04%
Montenegro				693.33	0.01%
Morocco				14,700.87	0.17%
Mozambique				17,423.86	0.20%
Myanmar				17,291.32	0.20%
Namibia				5,353.77	0.06%
Nauru				70.84	0.00%
Nepal				41,804.56	0.49%
Netherlands	145.70	48.50		32,457.74	0.38%
New Zealand	2.00			4,253.35	0.05%
Nicaragua				14,412.95	0.17%
Niger				22,987.33	0.27%
Nigeria	6.39	10.25		44,094.43	0.51%
Norway	2.16			8,726.61	0.10%
Oman				443.47	0.01%
Pakistan	1.62			129,990.34	1.52%
Palau				137.01	0.00%
Panama				72,311.36	0.84%
Papua New Guinea				3,533.83	0.04%
Paraguay				20,039.64	0.23%
Peru	2.93			80,503.34	0.94%
Philippines	7.99			20,110.25	0.23%
Poland				3,565.53	0.04%
Portugal				6,781.25	0.08%
Qatar				965.11	0.01%
Republic of Korea, (South)	844.48			4,379.37	0.05%
Republic of Moldova				18,699.17	0.22%
Romania				3,598.17	0.04%
Russian Federation	21.26			353,155.45	4.12%
Rwanda				16,567.44	0.19%
Saint Kitts and Nevis				260.52	0.00%
Saint Lucia				614.99	0.01%
Saint Vincent and the Grenadines				191.79	0.00%
Samoa				3,104.69	0.04%
San Marino				787.93	0.01%
Sao Tome and Principe				1,197.34	0.01%
Saudi Arabia				21,828.61	0.25%
Senegal		3.44		32,526.76	0.38%
Serbia	3.25			7,008.54	0.08%
Seychelles				2,805.46	0.03%
Sierra Leone				14,026.62	0.16%
Singapore	84.74			3,035.19	0.04%
Slovakia	7.66			2,642.25	0.03%
Slovenia				1,187.75	0.01%
Solomon Islands				1,099.80	0.01%
Somalia				48,884.60	0.57%
South Africa		1.71		84,719.71	0.99%
South Sudan				28,587.18	0.33%
Spain	33.67	2.18	1,580.48	56,635.06	0.66%



## Procurement of services by UN organization and country of contractor

Procurement of Services & Works				(USD Thousand)	
Supplier Country	WIPO	Agency WMO	WTO	Total All	%
Sri Lanka				24,333.88	0.28%
Sudan				229,412.90	2.68%
Suriname				1,235.90	0.01%
Swaziland				2,324.61	0.03%
Sweden	1.60	1.71		10,310.15	0.12%
Switzerland	91,075.61	11,882.13		353,668.74	4.13%
Syrian Arab Republic	5.80			17,452.11	0.20%
Tajikistan				19,510.17	0.23%
Thailand	51.11			32,325.52	0.38%
The former Yugoslav Republic of Macedonia				8,574.49	0.10%
Timor-Leste				6,363.36	0.07%
Togo				15,427.12	0.18%
Tonga				459.76	0.01%
Trinidad and Tobago				2,074.06	0.02%
Tunisia				8,069.20	0.09%
Turkey				25,268.60	0.30%
Turkmenistan				2,503.62	0.03%
Tuvalu				413.37	0.00%
Uganda				88,632.77	1.03%
Ukraine				119,955.73	1.40%
United Arab Emirates				112,978.64	1.32%
United Kingdom	9,486.27	218.42	112.61	186,326.27	2.18%
United Republic of Tanzania				57,183.60	0.67%
United States of America	9,461.34	105.72	206.48	1,048,479.06	12.24%
Uruguay	6.62			16,210.72	0.19%
Uzbekistan				6,601.56	0.08%
Vanuatu				325.32	0.00%
Venezuela (Bolivarian Republic of)				5,162.94	0.06%
Viet Nam				14,123.79	0.16%
Yemen				22,263.64	0.26%
Zambia				16,336.91	0.19%
Zimbabwe				67,012.09	0.78%
<b>Sub-Total</b>	<b>127,093.92</b>	<b>12,545.26</b>	<b>4,614.14</b>	<b>7,808,023.83</b>	<b>91.17%</b>
Unspecified Countries				605,504.91	7.07%
Global Projects					
Interregional Projects					
Arab Countries *				123,145.93	1.44%
African Countries				388.50	0.00%
Asian Countries				1,676.64	0.02%
European Countries				11,082.95	0.13%
Latin America And The Caribbean				14,653.91	0.17%
<b>Grand-Total</b>	<b>127,093.92</b>	<b>12,545.26</b>	<b>4,614.14</b>	<b>8,564,476.67</b>	<b>100.00%</b>
<b>Developed Countries:</b>	<b>123,276.72</b>	<b>12,436.23</b>	<b>4,515.12</b>	<b>2,626,602.57</b>	<b>30.67%</b>
Percentage	97.00%	99.13%	97.85%	30.67%	
<b>Developing Countries/ Economies In Transition:</b>	<b>3,817.20</b>	<b>109.04</b>	<b>99.03</b>	<b>5,332,369.19</b>	<b>62.26%</b>
Percentage	3.00%	0.87%	2.15%	62.26%	
<b>Arab States *</b>	<b>35.57</b>	<b>2.49</b>		<b>955,234.18</b>	
Percentage	0.03%	0.02%		11.15%	
<b>Africa</b>	<b>32.30</b>	<b>44.77</b>		<b>1,488,690.24</b>	
Percentage	0.03%	0.36%		17.38%	
<b>Asia &amp; Pacific</b>	<b>3,342.50</b>	<b>43.96</b>	<b>60.45</b>	<b>1,301,763.26</b>	
Percentage	2.63%	0.35%	1.31%	15.20%	
<b>Europe &amp; Cis</b>	<b>40.80</b>			<b>636,507.42</b>	
Percentage	0.03%			7.43%	
<b>Latin America &amp; The Caribbean</b>	<b>366.03</b>	<b>17.82</b>	<b>38.58</b>	<b>931,474.91</b>	
Percentage	0.29%	0.14%	0.84%	10.88%	
<b>Others</b>				<b>605,504.91</b>	
Percentage				7.07%	

\* Procurement from the Palestine Authority Autonomous Area (West Bank and Gaza Strip)



## Top 10 categories of procurement by UN organization

## Top 10 categories of procurement by UN organization

## UN Agency

ECLAC		No. of	
Rank	Group of Goods/Services	PO's	Value (USD)
1	Management and Business Professionals and Administrative Services		1,716,185.58
2	Information Technology Broadcasting and Telecommunications		834,442.24
3	Industrial Cleaning Services		601,581.65
4	Engineering and Research and Technology Based Services		531,738.80
5	Building and Facility Construction and Maintenance Services		300,711.21
6	Editorial and Design and Graphic and Fine Art Services		286,774.66
7	Travel and Food and Lodging and Entertainment Services		246,948.39
8	Office Equipment and Accessories and Supplies		233,392.75
9	Furniture and Furnishings		144,737.54
10	Domestic Appliances and Supplies and Consumer Electronic Products		136,710.52
<b>Total number of orders &amp; contracts raised during 2012:</b>		<b>807</b>	

ESCAP		No. of	
Rank	Group of Goods/Services	PO's	Value (USD)
1	Outsourced Personnel		1,008,269.43
2	IT Equipment		577,988.52
3	Custodial Services		324,985.89
4	Maintenance Services		312,745.75
5	Printing Services		262,176.81
6	Accommodation		236,191.39
7	Software		193,455.20
8	Meeting Package		181,530.77
9	Materials, various goods		165,503.37
10	Subscriptions & memberships		127,066.34
<b>Total number of orders &amp; contracts raised during 2012:</b>		<b>441</b>	

ESCWA		No. of	
Rank	Group of Goods/Services	PO's	Value (USD)
1	Office Equipment and Accessories and Supplies		3,277,776.87
2	Engineering and Research and Technology Based Services		409,104.13
3	Building and Facility Construction and Maintenance Services		393,206.81
4	Industrial Cleaning Services		266,152.50
5	Information Technology Broadcasting and Telecommunications		179,433.17
6	Management and Business Professionals and Administrative Services		70,865.51
7	Education and Training Services		54,126.82
8	Defense and Law Enforcement and Security and Safety Equipment and Supplies		48,575.55
9	Domestic Appliances and Supplies and Consumer Electronic Products		44,285.25
10	Material Handling and Conditioning and Storage Machinery and their Accessories and Supplies		33,418.00
<b>Total number of orders &amp; contracts raised during 2012:</b>		<b>111</b>	

FAO		No. of	
Rank	Group of Goods/Services	PO's	Value (USD)
1	Live Plant and Animal Material and Accessories and Supplies		14,273,386.67
2	Engineering and Research and Technology Based Services		9,451,662.85
3	Industrial Cleaning Services		8,157,981.01
4	Transportation and Storage and Mail Services		6,837,107.46
5	Building and Facility Construction and Maintenance Services		5,881,683.90
6	Information Technology Broadcasting and Telecommunications		5,651,923.28
7	Commercial and Military and Private Vehicles and their Accessories and Components		4,589,615.14
8	Management and Business Professionals and Administrative Services		3,940,383.12
9	Public Utilities and Public Sector Related Services		3,630,524.65
10	Laboratory and Measuring and Observing and Testing Equipment		3,570,369.59
<b>Total number of orders &amp; contracts raised during 2012:</b>		<b>2,509</b>	

IAEA		No. of	
Rank	Group of Goods/Services	PO's	Value (USD)
1	Building and Facility Construction and Maintenance Services		32,502,192.78
2	Politics and Civic Affairs Services		31,791,716.23
3	Engineering and Research and Technology Based Services		20,573,910.05
4	Laboratory and Measuring and Observing and Testing Equipment		19,073,462.26
5	Travel and Food and Lodging and Entertainment Services		11,261,501.92
6	Information Technology Broadcasting and Telecommunications		10,568,583.99
7	Management and Business Professionals and Administrative Services		6,737,880.91
8	Defense and Law Enforcement and Security and Safety Equipment and Supplies		5,194,128.54
9	Power Generation and Distribution Machinery and Accessories		4,197,642.47
10	Electronic Components and Supplies		4,108,150.58
<b>Total number of orders &amp; contracts raised during 2012:</b>		<b>9,956</b>	

## Top 10 categories of procurement by UN organization

## UN Agency

IFAD Rank	Group of Goods/Services	No. of PO's	Value (USD)
1	Politics and Civic Affairs Services		14,690,472.66
2	Management and Business Professionals and Administrative Services		9,590,432.89
3	Financial and Insurance Services		5,448,939.88
4	Engineering and Research and Technology Based Services		5,447,248.95
5	Education and Training Services		1,882,140.40
6	Public Utilities and Public Sector Related Services		1,870,313.84
7	Building and Facility Construction and Maintenance Services		1,228,414.33
8	Industrial Cleaning Services		1,166,089.86
9	National Defense and Public Order and Security and Safety Services		1,151,051.94
10	Editorial and Design and Graphic and Fine Art Services		825,018.23
<b>Total number of orders &amp; contracts raised during 2012:</b>			<b>43,300,122.97</b>
		<b>1,953</b>	

ILO Rank	Group of Goods/Services	No. of PO's	Value (USD)
1	Building and Facility Construction and Maintenance Services		26,238,146.91
2	Politics and Civic Affairs Services		20,200,237.17
3	Management and Business Professionals and Administrative Services		17,350,668.08
4	Engineering and Research and Technology Based Services		14,512,140.61
5	Education and Training Services		13,181,208.56
6	Transportation and Storage and Mail Services		6,573,240.93
7	Information Technology Broadcasting and Telecommunications		3,811,124.92
8	Editorial and Design and Graphic and Fine Art Services		2,730,731.70
9	Public Utilities and Public Sector Related Services		2,700,612.96
10	Financial and Insurance Services		2,262,499.77
<b>Total number of orders &amp; contracts raised during 2012:</b>			<b>109,560,611.61</b>
		<b>7,586</b>	

ITC Rank	Group of Goods/Services	No. of PO's	Value (USD)
1	Travel and Food and Lodging and Entertainment Services		3,782,749.99
2	Management and Business Professionals and Administrative Services		2,957,482.94
3	Engineering and Research and Technology Based Services		1,129,934.50
4	Public Utilities and Public Sector Related Services		1,006,021.74
5	Education and Training Services		792,310.01
6	Information Technology Broadcasting and Telecommunications		634,118.06
7	Editorial and Design and Graphic and Fine Art Services		382,310.43
8	Industrial Cleaning Services		302,938.77
9	Politics and Civic Affairs Services		149,281.80
10	Building and Facility Construction and Maintenance Services		137,530.34
<b>Total number of orders &amp; contracts raised during 2012:</b>			<b>11,274,678.58</b>
		<b>523</b>	

ITU Rank	Group of Goods/Services	No. of PO's	Value (USD)
1	Travel services		4,967,785.56
2	Subcontracts		3,194,032.84
3	Other service agreement		3,011,938.24
4	Rental - Computer systems		2,977,484.83
5	Rental - Conference rooms		1,790,931.30
6	Purchase IT equipment		1,471,188.00
7	Maintenance -Furniture&Buildings		1,263,532.64
8	Maintenance - Cleaning of premises		992,798.80
9	Rental - Photocopiers		960,111.68
10	Electricity		916,388.60
<b>Total number of orders &amp; contracts raised during 2012:</b>			<b>21,546,192.50</b>
		<b>1,851</b>	

OPCW Rank	Group of Goods/Services	No. of PO's	Value (USD)
1	Management and Business Professionals and Administrative Services		3,815,239.23
2	Engineering and Research and Technology Based Services		1,568,257.56
3	Education and Training Services		1,036,935.32
4	Laboratory and Measuring and Observing and Testing Equipment		771,054.55
5	National Defense and Public Order and Security and Safety Services		456,302.89
6	Information Technology Broadcasting and Telecommunications		419,771.85
7	Defense and Law Enforcement and Security and Safety Equipment and Supplies		389,536.25
8	Public Utilities and Public Sector Related Services		306,632.83
9	Financial and Insurance Services		291,395.50
10	Transportation and Storage and Mail Services		277,527.98
<b>Total number of orders &amp; contracts raised during 2012:</b>			<b>9,332,653.95</b>
		<b>718</b>	

## Top 10 categories of procurement by UN organization

## UN Agency

PAHO Rank	Group of Goods/Services	No. of PO's	Value (USD)
1	Drugs and Pharmaceutical Products		558,577,932.53
2	Management and Business Professionals and Administrative Services		45,634,062.17
3	Live Plant and Animal Material and Accessories and Supplies		8,758,332.72
4	Medical Equipment and Accessories and Supplies		8,223,309.98
5	Engineering and Research and Technology Based Services		2,736,019.61
6	Material Handling and Conditioning and Storage Machinery and their Accessories and Supplies		2,153,684.42
7	Information Technology Broadcasting and Telecommunications		2,035,980.96
8	Mineral and Textile and Inedible Plant and Animal Materials		1,082,610.00
9	Published Products		1,080,467.90
10	Building and Facility Construction and Maintenance Services		1,028,410.00
<b>Total number of orders &amp; contracts raised during 2012:</b>			<b>2,471</b>

UNDP HQ Rank	Group of Goods/Services	No. of PO's	Value (USD)
1	Management and Business Professionals and Administrative Services		264,648,862.66
2	Drugs and Pharmaceutical Products		162,055,249.95
3	Engineering and Research and Technology Based Services		131,213,315.29
4	Structures and Building and Construction and Manufacturing Components and Supplies		54,375,185.01
5	Travel and Food and Lodging and Entertainment Services		49,070,381.67
6	Building and Facility Construction and Maintenance Services		45,524,352.47
7	Medical Equipment and Accessories and Supplies		41,568,181.41
8	Information Technology Broadcasting and Telecommunications		38,290,252.91
9	Transportation and Storage and Mail Services		35,047,642.56
10	Education and Training Services		34,425,515.92
<b>Total number of orders &amp; contracts raised during 2012:</b>			<b>30,486</b>

UNECA Rank	Group of Goods/Services	No. of PO's	Value (USD)
1	Electronic Equipment	18	5,046,879.80
2	Construction Works	10	3,329,081.88
3	Computer Hardware	14	1,713,294.36
4	Computer Software	38	1,549,321.24
5	Electrical Equipment	39	887,167.94
6	Medicines	129	635,642.46
7	Computer Supplies	15	410,671.76
8	Communications Equipment	14	350,593.90
9	Subscriptions & Memberships	4	308,408.84
10	Office Supplies & Stationery	10	291,653.86
<b>Total number of orders &amp; contracts raised during 2012:</b>		<b>352</b>	<b>14,522,716.04</b>

UNESCO Rank	Group of Goods/Services	No. of PO's	Value (USD)
1	Conference, workshop & training		16,265,897.88
2	HR, consultants and project management		13,657,281.22
3	Culture, social & population science		9,705,337.63
4	Education		8,097,365.17
5	Product related services		7,463,766.40
6	Leasing, rental of equipm. & premises		5,563,538.62
7	Building & machinery maintenance & repair		4,654,886.09
8	Travel services		4,296,447.40
9	Construction, engineering services		3,926,942.60
10	IT equipm. & software		3,364,009.02
<b>Total number of orders &amp; contracts raised during 2012:</b>			<b>19,888</b>

UNFPA Rank	Group of Goods/Services	No. of PO's	Value (USD)
1	Contraceptives & other pharmaceuticals		88,373,221.52
2	General & Project management services/consultancy		58,257,668.70
3	Travel		47,836,322.33
4	Medical, Lab. & Hospital equipm.		21,610,628.45
5	Conferences, workshops & training		18,865,284.23
6	Printing, publishing services		13,986,745.93
7	Trade & business services		13,450,527.49
8	Motor Vehicles & parts, incl. other transport equipm.		12,683,126.54
9	Leasing and rental services		11,660,752.92
10	Construction, engineering and architectural services		11,388,597.98
<b>Total number of orders &amp; contracts raised during 2012:</b>			<b>33,215</b>

## Top 10 categories of procurement by UN organization

## UN Agency

UNHCR		No. of	
Rank	Group of Goods/Services	PO's	Value (USD)
1	Sports and Recreational Equipment and Supplies and Accessories		42,834,380.24
2	Medical Equipment and Accessories and Supplies		20,761,325.91
3	Domestic Appliances and Supplies and Consumer Electronic Products		17,788,637.45
4	Structures and Building and Construction and Manufacturing Components and Supplies		17,254,788.89
5	Apparel and Luggage and Personal Care Products		16,062,123.57
6	Food Beverage and Tobacco Products		11,708,245.52
7	Service Industry Machinery and Equipment and Supplies		9,647,371.91
8	Financial and Insurance Services		3,746,183.82
9	Material Handling and Conditioning and Storage Machinery and their Accessories and Supplies		1,650,206.52
10	Musical Instruments and Games and Toys and Arts and Crafts and Educational Equipment and Materials and Acce:		1,476,119.88
<b>Total number of orders &amp; contracts raised during 2012:</b>		<b>8,391</b>	<b>142,929,383.71</b>

UNICEF		No. of	
Rank	Group of Goods/Services	PO's	Value (USD)
1	Drugs, Vaccines and Pharmaceutical Products		1,286,450,148.83
2	Unclassified		659,927,012.21
3	Medical Equipment and Accessories and Supplies		160,399,787.51
4	Transportation and Storage and Mail Services		108,831,368.44
5	Farming and Fishing and Forestry and Wildlife Contracting Services		47,025,710.95
6	Information Technology Broadcasting and Telecommunications		46,323,675.99
7	Educational Equipment and Materials and Accessories and Supplies		39,374,552.44
8	Editorial and Design and Graphic and Fine Art Services		38,829,831.44
9	Material Handling and Conditioning and Storage Machinery and their Accessories and Supplies		29,443,041.36
10	Domestic Appliances and Supplies and Consumer Electronic Products		13,044,012.44
<b>Total number of orders &amp; contracts raised during 2012:</b>		<b>2,270</b>	<b>2,429,649,141.61</b>

UNIDO		No. of	
Rank	Group of Goods/Services	PO's	Value (USD)
1	Environmental protection		73,692,972.96
2	Economics, Statistics, Feasibility		4,101,124.30
3	Tourism and Related Services		2,924,931.09
4	Trade and Business Services and Other		2,654,388.48
5	General and National Law		2,574,196.83
6	Financial Services and Insurance		2,517,946.35
7	Machinery special purpose		2,265,151.64
8	Medical appliances, precision and optical instr.		2,158,725.30
9	Trade Related Services		2,054,585.85
10	Engines and Turbines and Parts thereof		2,027,713.96
<b>Total number of orders &amp; contracts raised during 2012:</b>		<b>348</b>	<b>96,971,736.76</b>

UNOG		No. of	
Rank	Group of Goods/Services	PO's	Value (USD)
1	Transportation and Storage and Mail Services		25,839,786.29
2	Building and Facility Construction and Maintenance Services		13,251,353.81
3	Management and Business Professionals and Administrative Services		13,132,673.38
4	Engineering and Research and Technology Based Services		9,178,615.08
5	Information Technology Broadcasting and Telecommunications		4,895,826.82
6	Industrial Cleaning Services		4,595,204.63
7	Public Utilities and Public Sector Related Services		3,664,018.20
8	Office Equipment and Accessories and Supplies		1,807,090.44
9	Commercial and Military and Private Vehicles and their Accessories and Components		1,621,243.36
10	Financial and Insurance Services		1,619,985.70
<b>Total number of orders &amp; contracts raised during 2012:</b>		<b>1,603</b>	<b>79,605,797.70</b>

UNOPS		No. of	
Rank	Group of Goods/Services	PO's	Value (USD)
1	Engineering & Construction Services		267,790,541.47
2	Motor Vehicles, Parts & Other Transport Equ.		102,781,158.75
3	Humanitarian Aid & Mine action		102,267,562.19
4	Medical & Lab Equipm & Supply, Incl. Bednets		54,903,921.44
5	IT Equipment & Software		19,363,448.66
6	HR, consultants, management support		18,796,676.55
7	Transport Services, incl. vehicle mainten.		15,040,188.62
8	Workshop & Training Svc		14,610,659.63
9	Leasing & rental of premises, vehicles etc.		13,801,080.34
10	Environmental & regional devel/mgmt		13,667,208.62
<b>Total number of orders &amp; contracts raised during 2012:</b>		<b>29,755</b>	<b>623,022,446.27</b>

## Top 10 categories of procurement by UN organization

## UN Agency

UNOV Rank	Group of Goods/Services	No. of PO's	Value (USD)
1	Motor Vehicles and Parts and Accessories Thereof	12	890,147.94
2	Input/Output Units For EDP, Accessories and Parts Thereof	36	593,488.31
3	Games and Toys	7	552,890.00
4	Goods, Other, Except Metal Products, Machinery and Equipment	27	392,078.06
5	Processing Units For EDP and Accessories and Parts Thereof	67	231,935.52
6	Special Purpose Equipment and Machinery Maintenance and Repair	8	214,619.86
7	Software	25	173,931.88
8	Pulp, Paper and Paperboard	10	137,952.83
9	Measuring, Checking and Testing Instruments and Appliances	1	112,153.60
10	Medical Sciences	5	105,624.02
<b>Total number of orders &amp; contracts raised during 2012:</b>		<b>469</b>	<b>7,663,278.45</b>

UN/PD Rank	Group of Goods/Services	No. of PO's	Value (USD)
1	Transportation and Storage and Mail Services		878,436,123.04
2	Fuels and Fuel Additives and Lubricants and Anti corrosive Materials		363,875,388.30
3	Management and Business Professionals and Administrative Services		260,141,878.56
4	Building and Facility Construction and Maintenance Services		233,766,016.12
5	Engineering and Research and Technology Based Services		216,880,462.49
6	Food Beverage and Tobacco Products		206,120,758.41
7	Information Technology Broadcasting and Telecommunications		106,994,664.45
8	Commercial and Military and Private Vehicles and their Accessories and Components		63,458,955.13
9	Public Utilities and Public Sector Related Services		58,492,068.43
10	Financial and Insurance Services		36,127,715.48
<b>Total number of orders &amp; contracts raised during 2012:</b>		<b>14,736</b>	<b>2,424,294,030.42</b>

UNRWA Rank	Group of Goods/Services	No. of PO's	Value (USD)
1	Building, vehicle and machinery maintenance & repair		104,494,498.93
2	Agriculture & forestry products, incl. live animals		80,608,939.05
3	Pharmaceuticals, vaccines, nutrition, contraceptives		16,966,674.41
4	Financial services, fees, audit and insurance		15,290,688.47
5	Educational equipm., books/paper, office stationery		7,235,261.57
6	Conference, workshop and training		6,621,873.75
7	Petroleum & fuel products		6,601,672.97
8	IT equipm. & software		6,471,795.59
9	IT services, operations support		5,338,390.76
10	Furniture		4,087,085.61
<b>Total number of orders &amp; contracts raised during 2012:</b>		<b>7,718</b>	<b>212,837,452.66</b>

UNU Rank	Group of Goods/Services	No. of PO's	Value (USD)
1	HR Services, Employment		1,033,099.30
2	Leasing of Hardware & Software		34,520.24
3	Audit, Financial & Legal Services		27,210.72
4	Building Maintenance		15,884.54
5	Electricity		15,040.81
6	Operations Support		13,750.02
7	Telecommunication Services		13,305.07
8	IT Services		6,980.64
9	Subscriptions		6,680.88
10	Furniture		5,822.34
<b>Total number of orders &amp; contracts raised during 2012:</b>		<b>23</b>	<b>1,172,294.57</b>

UNV Rank	Group of Goods/Services	No. of PO's	Value (USD)
1	Financial and Insurance Services		7,197,436.16
2	Politics and Civic Affairs Services		2,554,683.73
3	Transportation and Storage and Mail Services		1,364,579.58
4	Management and Business Professionals and Administrative Services		528,654.86
5	Engineering and Research and Technology Based Services		398,314.93
6	Education and Training Services		291,940.64
7	Editorial and Design and Graphic and Fine Art Services		227,305.45
8	Public Utilities and Public Sector Related Services		171,325.32
9	Travel and Food and Lodging and Entertainment Services		148,662.88
10	Information Technology Broadcasting and Telecommunications		111,199.56
<b>Total number of orders &amp; contracts raised during 2012:</b>		<b>983</b>	<b>15,582,861.00</b>



## Top 10 categories of procurement by UN organization

## UN Agency

UNWONMEN (formerly INSTRAW)		No. of	
Rank	Group of Goods/Services	PO's	Value (USD)
1	Management and Business Professionals and Administrative Services		54,057,372.12
2	Travel and Food and Lodging and Entertainment Services		6,532,706.63
3	Editorial and Design and Graphic and Fine Art Services		4,031,135.38
4	Commercial and Military and Private Vehicles and their Accessories and Components		2,153,908.76
5	Information Technology Broadcasting and Telecommunications		1,843,135.07
6	Financial and Insurance Services		1,726,026.12
7	Engineering and Research and Technology Based Services		1,703,233.36
8	Building and Facility Construction and Maintenance Services		866,057.71
9	Office Equipment and Accessories and Supplies		695,150.83
10	Furniture and Furnishings		622,669.65
<b>Total number of orders &amp; contracts raised during 2012:</b>			<b>9,646</b>

UPU		No. of	
Rank	Group of Goods/Services	PO's	Value (USD)
1	IT equipment	14	250,522.07
2	Postal equipment	10	227,999.23
3	Motor vehicle	4	192,309.39
4	General building equipment	1	16,947.24
5			
6			
7			
8			
9			
10			
<b>Total number of orders &amp; contracts raised during 2012:</b>		<b>29</b>	<b>687,777.93</b>

WFP		No. of	
Rank	Group of Goods/Services	PO's	Value (USD)
1	Food and Beverage		1,297,283,969.92
2	Transport & Freight Services, Logistics, Air Charter		886,729,321.09
3	Motor Vehicles		44,175,594.23
4	Structures, Building Equipment		36,991,784.77
5	Office & Building Maintenance		32,440,027.69
6	IT Services		32,370,652.73
7	Rental & Utilities		31,624,201.14
8	HR Services, Consultants		31,545,085.62
9	Security Services		16,378,558.62
10	Construction Etc.		15,806,285.53
<b>Total number of orders &amp; contracts raised during 2012:</b>			<b>2,425,345,481.34</b>

WHO		No. of	
Rank	Group of Goods/Services	PO's	Value (USD)
1	Direct Financial Contribution - Strengthening Member States' Health Development Capacity		168,620,000.00
2	Workshops, Translation & Writing of Reports etc.		126,360,000.00
3	Fund Management		110,160,000.00
4	General Office Services: Utilities, Office Rent, Security Services etc.		101,540,000.00
5	Pharmaceuticals & Biologicals		71,093,659.00
6	Health Research Services, e.g. Lab Studies/Tests		31,190,000.00
7	Medical, Hospital, Lab Equipment & Supplies		26,926,339.00
8	IT & Communication Equipment		19,634,601.00
9	Motorvehicles & Other Equipment		17,280,313.00
10	Consultants		13,110,000.00
<b>Total number of orders &amp; contracts raised during 2012:</b>			<b>685,914,912.00</b>

WIPO		No. of	
Rank	Group of Goods/Services	PO's	Value (USD)
1	Building and Facility Construction and Maintenance Services		44,017,200.69
2	Engineering and Research and Technology Based Services		34,598,583.58
3	Editorial and Design and Graphic and Fine Art Services		22,969,466.51
4	Management and Business Professionals and Administrative Services		6,617,771.95
5	National Defense and Public Order and Security and Safety Services		4,173,184.42
6	Public Utilities and Public Sector Related Services		3,605,528.56
7	Information Technology Broadcasting and Telecommunications		2,194,694.33
8	Office Equipment and Accessories and Supplies		1,627,961.65
9	Industrial Cleaning Services		1,488,815.23
10	Politics and Civic Affairs Services		1,351,960.24
<b>Total number of orders &amp; contracts raised during 2012:</b>			<b>122,645,167.16</b>



## Top 10 categories of procurement by UN organization

## UN Agency

WMO Rank	Group of Goods/Services	No. of PO's	Value (USD)
1	Travel and Food and Lodging and Entertainment Services		5,531,401.66
2	Engineering and Research and Technology Based Services		2,475,202.05
3	Building and Facility Construction and Maintenance Services		1,697,251.86
4	Public Utilities and Public Sector Related Services		571,906.00
5	Management and Business Professionals and Administrative Services		537,668.56
6	National Defense and Public Order and Security and Safety Services		504,650.84
7	Industrial Cleaning Services		435,291.15
8	Laboratory and Measuring and Observing and Testing Equipment		343,904.00
9	Transportation and Storage and Mail Services		280,387.65
10	Financial and Insurance Services		276,806.00
<b>Total number of orders &amp; contracts raised during 2012:</b>			<b>389</b>
			<b>12,654,469.77</b>

WTO Rank	Group of Goods/Services	No. of PO's	Value (USD)
1	Health Insurance	1	2,564,425.64
2	Travel services	2	798,790.35
3	Consulting services	4	252,786.97
4	Building maintenance	3	235,635.80
5	Security services	1	229,797.21
6	Web publishing services	1	165,334.33
7	Printing services	2	148,648.11
8	Telecommunication services	2	120,641.75
9	IT equipment	2	112,008.25
10	Exhibitions services	1	51,120.87
<b>Total number of orders &amp; contracts raised during 2012:</b>			<b>20</b>
			<b>4,679,189.29</b>



## Share of UN organization for each procurement category

## Share of UN organization for each procurement category

Goods & Services procured by UN agency	TOTAL	ECLAC		ESCAP		ESCWA		FAO	
	USD 1000	USD 1000	% of total	USD 1000	% of total	USD 1000	% of total	USD 1000	% of total
<b>GOODS</b>									
Apparel, Luggage and Personal Care Products	65,988	14.2	0.0%	10.1	0.0%	7.1	0.0%	86.1	0.1%
Building, Construction and Manufacturing Components and Supplies	116,824	88.9	0.1%	56.1	0.0%	0.0%	0.0%	1,247.5	1.1%
Camping and Shelter Equipment and Supplies, incl. Tents, Blankets, Moquito Nets and Other Recreational items	85,666	1.5	0.0%	0.0%	0.0%	0.0%	0.0%	1.4	0.0%
Chemicals incl. Bio Chemicals and Gas Materials	8,010	2.2	0.0%	0.0%	0.0%	0.0%	0.0%	5.6	0.1%
Cleaning Equipment and Supplies	3,202	29.3	0.9%	0.0%	0.0%	0.0%	0.0%	1.8	0.1%
Distribution and Conditioning Systems, Equipment and Components (e.g. Aircon)	20,230	9.8	0.0%	0.0%	0.0%	4.3	0.0%	367.0	1.8%
Domestic Appliances and Supplies (e.g. Kitchenware) and Consumer Electronic Products (e.g. Audio Visual Equipment)	46,561	136.7	0.3%	0.0%	0.0%	44.3	0.1%	555.7	1.2%
Educational Equipment, Materials and Supplies, incl. Books, Publications, Musical Instruments and Toys	121,011	7.0	0.0%	287.7	0.2%	2.4	0.0%	672.9	0.6%
Electrical Systems and Lighting Components, Accessories and Supplies	25,327	54.3	0.2%	0.0%	0.0%	16.0	0.1%	94.9	0.4%
Electronic Components and Supplies	12,386	52.2	0.4%	0.0%	0.0%	0.0%	0.0%	0.0%	0.0%
Farming, Fishing, Forestry and Wildlife Machinery and Accessories	54,304	0.0%	0.0%	0.0%	0.0%	0.0%	0.0%	1,579.6	2.9%
Food and Beverage Products	1,386,364	0.0%	0.0%	29.7	0.0%	1.7	0.0%	0.0%	0.0%
Fuels and Fuel Additives, Lubricants and Anti Corrosive Materials	392,400	0.4	0.0%	0.0%	0.0%	2.9	0.0%	28.9	0.0%
Furniture and Furnishings	56,782	121.4	0.2%	52.0	0.1%	0.0%	0.0%	431.9	0.8%
Heavy Construction Machinery and Accessories	6,747	0.0%	0.0%	0.0%	0.0%	0.0%	0.0%	4.6	0.1%
Industrial Manufacturing and Processing Machinery and Accessories	54,594	25.2	0.0%	0.0%	0.0%	0.0%	0.0%	1,107.5	2.0%
IT (Hardware & Software) and Telecommunications Equipment	265,636	834.4	0.3%	903.3	0.3%	169.1	0.1%	5,651.9	2.1%
Laboratory, Measuring, Observing and Testing Equipment	35,507	3.5	0.0%	0.0%	0.0%	0.0%	0.0%	3,570.4	10.1%
Live Plant and Animal Material and Accessories and Supplies	51,018	2.1	0.0%	0.0%	0.0%	0.0%	0.0%	14,273.4	28.0%
Manufacturing Components and Supplies	8,121	37.9	0.5%	0.0%	0.0%	2.0	0.0%	423.2	5.2%
Material Handling, Conditioning and Storage Machinery, Accessories and Supplies	76,218	118.3	0.2%	0.0%	0.0%	33.4	0.0%	368.7	0.5%
Medical Equipment, Accessories and Supplies	342,430	1.5	0.0%	0.0%	0.0%	0.0%	0.0%	640.3	0.2%
Minerals (e.g. Sand, Gravel) and Textile Materials	23,154	9.7	0.0%	0.0%	0.0%	0.0%	0.0%	3.4	0.0%
Mining and Well Drilling Machinery and Accessories	2,924	0.0%	0.0%	0.0%	0.0%	0.0%	0.0%	0.0%	0.0%
Motor Vehicles and Parts, Accessories and Components, incl. other Transport Equipment	241,274	23.5	0.0%	52.5	0.0%	0.0%	0.0%	4,589.6	1.9%
Office Machinery, Equipment and Supplies, incl. Paper Materials and Products	45,450	351.6	0.8%	46.0	0.1%	3,277.8	7.2%	821.8	1.8%
Pharmaceuticals incl. Contraceptives and Vaccines	2,229,775	7.9	0.0%	3.9	0.0%	12.2	0.0%	1,843.5	0.1%
Power Generation and Distribution Machinery and Accessories	52,965	17.9	0.0%	0.0%	0.0%	0.6	0.0%	73.9	0.1%
Prefabricated Buildings and Structures, e.g. Bridges	19,764	0.0%	0.0%	0.0%	0.0%	0.0%	0.0%	0.0%	0.0%
Printing, Photographic and Audio Visual Equipment and Supplies	11,868	8.9	0.1%	0.0%	0.0%	17.7	0.1%	143.9	1.2%
Resin, Rubber, Foam, Film and Elastomeric Materials	445	0.5	0.1%	0.0%	0.0%	0.0%	0.0%	0.0%	0.0%
Security, Safety, Law Enforcement Equipment, incl. Demining Equipment and PPE	33,351	49.0	0.1%	46.6	0.1%	48.6	0.1%	373.0	1.1%
Service Industry Machinery, Equipment and Supplies	12,490	54.2	0.4%	0.0%	0.0%	0.0%	0.0%	0.0%	0.0%
Tools and General Machinery	6,045	0.0%	0.0%	0.0%	0.0%	0.0%	0.0%	115.3	1.9%
Watches, Jewelry and Gemstone Products	92	0.0%	0.0%	0.0%	0.0%	0.0%	0.0%	0.0%	0.0%
Other Goods	463,859	2.6	0.0%	284.3	0.1%	0.0%	0.0%	30.8	0.0%
<b>Total Goods</b>	<b>6,378,781</b>	<b>2,067.0</b>	<b>0.0%</b>	<b>1,772.4</b>	<b>0.0%</b>	<b>3,639.9</b>	<b>0.1%</b>	<b>39,108.2</b>	<b>0.6%</b>

## Share of UN organization for each procurement category

Goods & Services procured by UN agency	TOTAL	ECLAC		ESCAP		ESCWA		FAO	
	USD 1000	USD 1000	% of total	USD 1000	% of total	USD 1000	% of total	USD 1000	% of total
	<b>SERVICES</b>								
Audit, Financial and Insurance Services	111,381	33.9	0.0%	56.9	0.1%	4.7	0.0%	851.2	0.8%
Building and Facility Construction and Maintenance Services, incl. Office Maintenance	785,430	300.7	0.0%	213.2	0.0%	393.2	0.1%	6,159.5	0.8%
Education and Training Services	120,336	60.4	0.1%	75.6	0.1%	54.1	0.0%	2,011.9	1.7%
Engineering, Research and Technology Based Services, incl. IT Services	643,269	531.7	0.1%	379.3	0.1%	419.4	0.1%	9,451.7	1.5%
Environmental Services	17,651		0.0%		0.0%		0.0%	586.3	3.3%
Farming, Fishing, Forestry and Wildlife Contracting Services	24,326	2.9	0.0%		0.0%		0.0%	1,869.2	7.7%
Healthcare Services	214,296	8.2	0.0%	6.9	0.0%		0.0%	9.4	0.0%
Human, Social and Cultural Rights, Social Science	113,033		0.0%		0.0%		0.0%		0.0%
Humanitarian Aid, Mine Action and Rural Development	229,755	5.2	0.0%		0.0%	2.0	0.0%	81.0	0.0%
Industrial Production and Manufacturing Services	9,040	2.9	0.0%		0.0%		0.0%	80.2	0.9%
Management and Business Professionals/Consultants and Admin. Services, incl. Leasing & Rental of Offices and Equipment	821,499	1,739.5	0.2%	1,245.8	0.2%	70.9	0.0%	3,940.4	0.5%
Office Support Services, Industrial Cleaning Services, Laundry	49,283	601.6	1.2%	10.5	0.0%	266.2	0.5%	8,158.0	16.6%
Public Utilities (Water/Electricity/Fuel Consumption) and Public Sector Related Services, incl. Telecommunication Charges	120,611	125.4	0.1%	68.3	0.1%	27.6	0.0%	3,630.5	3.0%
Publishing, Translation, Editorial, Design & Graphic Art Services	209,101	286.8	0.1%	46.0	0.0%	17.7	0.0%	400.6	0.2%
Security and Safety Services and Public Order	90,917	67.1	0.1%	13.6	0.0%		0.0%	172.4	0.2%
Transportation, Logistics, Storage Services, incl. Inspection and Insurance of Goods	2,150,186	21.1	0.0%	42.5	0.0%	12.4	0.0%	6,837.1	0.3%
Travel, Food, Lodging and Entertainment Services	127,214	246.9	0.2%	480.9	0.4%	21.5	0.0%	1,026.8	0.8%
Other Services	973,053		0.0%	1,251.7	0.1%		0.0%	2,154.3	0.2%
<b>Total Services</b>	<b>6,810,379</b>	<b>4,034.3</b>	<b>0.1%</b>	<b>3,891.2</b>	<b>0.1%</b>	<b>1,289.7</b>	<b>0.0%</b>	<b>47,420.5</b>	<b>0.7%</b>
<b>Subtotal: Goods &amp; Services by agency, as per above</b>	<b>13,189,161</b>	<b>6,101.2</b>	<b>0.0%</b>	<b>5,663.6</b>	<b>0.0%</b>	<b>4,929.6</b>	<b>0.0%</b>	<b>86,528.8</b>	<b>0.7%</b>
<b>UN Total Procurement Volume*</b>	<b>15,372,101</b>								

\*UNIDO and UNON, as well as all UNDP Field Offices, are not included in this table as their data by category is not available. Therefore, the USD sub-total by category is lower than the UN total procurement volume.

## Share of UN organization for each procurement category

Goods & Services procured by UN agency	TOTAL	IAEA		IFAD		ILO		ITC	
	USD 1000	USD 1000	% of total	USD 1000	% of total	USD 1000	% of total	USD 1000	% of total
<b>GOODS</b>									
Apparel, Luggage and Personal Care Products	65,988		0.0%	7.4	0.0%	1.6	0.0%	4.3	0.0%
Building, Construction and Manufacturing Components and Supplies	116,824		0.0%		0.0%	19.6	0.0%	23.6	0.0%
Camping and Shelter Equipment and Supplies, incl. Tents, Blankets, Moquito Nets and Other Recreational items	85,666		0.0%		0.0%		0.0%		0.0%
Chemicals incl. Bio Chemicals and Gas Materials	8,010	1,287.9	16.1%		0.0%		0.0%		0.0%
Cleaning Equipment and Supplies	3,202		0.0%		0.0%	2.7	0.1%		0.0%
Distribution and Conditioning Systems, Equipment and Components (e.g. Aircon)	20,230	29.6	0.1%		0.0%	0.2	0.0%		0.0%
Domestic Appliances and Supplies (e.g. Kitchenware) and Consumer Electronic Products (e.g. Audio Visual Equipment)	46,561		0.0%	81.8	0.2%	36.9	0.1%	4.3	0.0%
Educational Equipment, Materials and Supplies, incl. Books, Publications, Musical Instruments and Toys	121,011	1,197.7	1.0%	2.1	0.0%	419.6	0.3%	6.1	0.0%
Electrical Systems and Lighting Components, Accessories and Supplies	25,327	2,483.2	9.8%		0.0%	10.9	0.0%		0.0%
Electronic Components and Supplies	12,386	4,108.2	33.2%		0.0%	0.5	0.0%		0.0%
Farming, Fishing, Forestry and Wildlife Machinery and Accessories	54,304	699.8	1.3%		0.0%	157.8	0.3%	7.9	0.0%
Food and Beverage Products	1,386,364		0.0%		0.0%		0.0%	2.5	0.0%
Fuels and Fuel Additives, Lubricants and Anti Corrosive Materials	392,400		0.0%		0.0%	7.6	0.0%	4.4	0.0%
Furniture and Furnishings	56,782	488.1	0.9%	100.5	0.2%	221.1	0.4%	45.6	0.1%
Heavy Construction Machinery and Accessories	6,747		0.0%		0.0%		0.0%	16.5	0.2%
Industrial Manufacturing and Processing Machinery and Accessories	54,594	14.4	0.0%	56.6	0.1%	326.5	0.6%	55.3	0.1%
IT (Hardware & Software) and Telecommunications Equipment	265,636	10,568.6	4.0%	77.5	0.0%	2,860.1	1.1%	232.5	0.1%
Laboratory, Measuring, Observing and Testing Equipment	35,507	19,073.5	53.7%		0.0%	86.4	0.2%		0.0%
Live Plant and Animal Material and Accessories and Supplies	51,018	64.4	0.1%		0.0%		0.0%		0.0%
Manufacturing Components and Supplies	8,121		0.0%		0.0%	63.1	0.8%	19.6	0.2%
Material Handling, Conditioning and Storage Machinery, Accessories and Supplies	76,218	75.6	0.1%		0.0%	5.3	0.0%		0.0%
Medical Equipment, Accessories and Supplies	342,430	1,658.9	0.5%		0.0%	2.1	0.0%	0.1	0.0%
Minerals (e.g. Sand, Gravel) and Textile Materials	23,154		0.0%		0.0%	26.9	0.1%		0.0%
Mining and Well Drilling Machinery and Accessories	2,924		0.0%		0.0%	409.7	14.0%		0.0%
Motor Vehicles and Parts, Accessories and Components, incl. other Transport Equipment	241,274	553.1	0.2%	56.0	0.0%	1,364.7	0.6%	72.8	0.0%
Office Machinery, Equipment and Supplies, incl. Paper Materials and Products	45,450	4,308.3	9.5%	555.9	1.2%	2,120.4	4.7%	55.3	0.1%
Pharmaceuticals incl. Contraceptives and Vaccines	2,229,775	103.9	0.0%		0.0%		0.0%		0.0%
Power Generation and Distribution Machinery and Accessories	52,965	4,197.6	7.9%		0.0%	0.8	0.0%		0.0%
Prefabricated Buildings and Structures, e.g. Bridges	19,764		0.0%		0.0%		0.0%		0.0%
Printing, Photographic and Audio Visual Equipment and Supplies	11,868	1,129.9	9.5%		0.0%	12.9	0.1%	2.4	0.0%
Resin, Rubber, Foam, Film and Elastomeric Materials	445		0.0%		0.0%	0.0	0.0%		0.0%
Security, Safety, Law Enforcement Equipment, incl. Demining Equipment and PPE	33,351	5,194.1	15.6%	252.4	0.8%	43.1	0.1%	10.9	0.0%
Service Industry Machinery, Equipment and Supplies	12,490		0.0%		0.0%		0.0%		0.0%
Tools and General Machinery	6,045	113.3	1.9%		0.0%	26.2	0.4%	38.5	0.6%
Watches, Jewelry and Gemstone Products	92		0.0%		0.0%		0.0%		0.0%
Other Goods	463,859		0.0%		0.0%		0.0%		0.0%
<b>Total Goods</b>	<b>6,378,781</b>	<b>57,350.1</b>	<b>0.9%</b>	<b>1,190.3</b>	<b>0.0%</b>	<b>8,226.5</b>	<b>0.1%</b>	<b>602.5</b>	<b>0.0%</b>

## Share of UN organization for each procurement category

Goods & Services procured by UN agency	TOTAL	IAEA		IFAD		ILO		ITC	
	USD 1000	USD 1000	% of total	USD 1000	% of total	USD 1000	% of total	USD 1000	% of total
	<b>SERVICES</b>								
Audit, Financial and Insurance Services	111,381	1,184.7	1.1%	5,448.9	4.9%	2,262.5	2.0%	17.9	0.0%
Building and Facility Construction and Maintenance Services, incl. Office Maintenance	785,430	32,502.2	4.1%	1,228.4	0.2%	26,239.3	3.3%	127.7	0.0%
Education and Training Services	120,336	1,042.4	0.9%	1,882.1	1.6%	13,175.3	10.9%	792.3	0.7%
Engineering, Research and Technology Based Services, incl. IT Services	643,269	20,573.9	3.2%	5,447.2	0.8%	15,463.2	2.4%	1,508.0	0.2%
Environmental Services	17,651		0.0%		0.0%		0.0%		0.0%
Farming, Fishing, Forestry and Wildlife Contracting Services	24,326		0.0%		0.0%	3.1	0.0%		0.0%
Healthcare Services	214,296	0.5	0.0%	64.9	0.0%		0.0%		0.0%
Human, Social and Cultural Rights, Social Science	113,033		0.0%		0.0%		0.0%		0.0%
Humanitarian Aid, Mine Action and Rural Development	229,755	31,791.7	13.8%	14,690.5	6.4%	20,200.2	8.8%	149.3	0.1%
Industrial Production and Manufacturing Services	9,040	158.3	1.8%		0.0%	14.6	0.2%		0.0%
Management and Business Professionals/Consultants and Admin. Services, incl. Leasing & Rental of Offices and Equipment	821,499	6,737.9	0.8%	9,590.4	1.2%	17,352.3	2.1%	2,957.9	0.4%
Office Support Services, Industrial Cleaning Services, Laundry	49,283	886.2	1.8%	1,166.1	2.4%	59.5	0.1%	410.3	0.8%
Public Utilities (Water/Electricity/Fuel Consumption) and Public Sector Related Services, incl. Telecommunication Charges	120,611	1,272.2	1.1%	1,870.3	1.6%	2,700.6	2.2%	1,006.0	0.8%
Publishing, Translation, Editorial, Design & Graphic Art Services	209,101	233.3	0.1%	825.0	0.4%	2,730.7	1.3%	382.3	0.2%
Security and Safety Services and Public Order	90,917		0.0%	1,151.1	1.3%	1,294.1	1.4%	53.9	0.1%
Transportation, Logistics, Storage Services, incl. Inspection and Insurance of Goods	2,150,186	1,751.0	0.1%	592.6	0.0%	6,573.2	0.3%	13.7	0.0%
Travel, Food, Lodging and Entertainment Services	127,214	11,261.5	8.9%	486.5	0.4%	197.9	0.2%	3,780.3	3.0%
Other Services	973,053		0.0%		0.0%		0.0%		0.0%
<b>Total Services</b>	<b>6,810,379</b>	<b>109,395.8</b>	<b>1.6%</b>	<b>44,444.1</b>	<b>0.7%</b>	<b>108,266.6</b>	<b>1.6%</b>	<b>11,199.7</b>	<b>0.2%</b>
<b>Subtotal: Goods &amp; Services by agency, as per above</b>	<b>13,189,161</b>	<b>166,746.0</b>	<b>1.3%</b>	<b>45,634.4</b>	<b>0.3%</b>	<b>116,493.2</b>	<b>0.9%</b>	<b>11,802.2</b>	<b>0.1%</b>
<b>UN Total Procurement Volume*</b>	<b>15,372,101</b>								

\*UNIDO and UNON, as well as all UNDP Field Offices, are not included in this table as their data by category is not available. Therefore, the USD sub-total by category is lower than the UN total procurement volume.

## Share of UN organization for each procurement category

Goods & Services procured by UN agency	TOTAL	ITU		OPCW		PAHO		UNDP HQ	
	USD 1000	USD 1000	% of total	USD 1000	% of total	USD 1000	% of total	USD 1000	% of total
<b>GOODS</b>									
Apparel, Luggage and Personal Care Products	65,988	14.6	0.0%	39.7	0.1%		0.0%	782.3	1.2%
Building, Construction and Manufacturing Components and Supplies	116,824	248.3	0.2%		0.0%	26.0	0.0%	54,375.2	46.5%
Camping and Shelter Equipment and Supplies, incl. Tents, Blankets, Mosquito Nets and Other Recreational items	85,666		0.0%	13.7	0.0%		0.0%	14,646.7	17.1%
Chemicals incl. Bio Chemicals and Gas Materials	8,010		0.0%	39.5	0.5%	28.8	0.4%	2,940.2	36.7%
Cleaning Equipment and Supplies	3,202		0.0%	0.2	0.0%	1.8	0.1%	198.6	6.2%
Distribution and Conditioning Systems, Equipment and Components (e.g. Aircon)	20,230		0.0%	25.9	0.1%	54.6	0.3%	2,533.9	12.5%
Domestic Appliances and Supplies (e.g. Kitchenware) and Consumer Electronic Products (e.g. Audio Visual Equipment)	46,561		0.0%	108.7	0.2%	61.8	0.1%	4,085.6	8.8%
Educational Equipment, Materials and Supplies, incl. Books, Publications, Musical Instruments and Toys	121,011	36.5	0.0%	61.8	0.1%	1,306.2	1.1%	7,163.2	5.9%
Electrical Systems and Lighting Components, Accessories and Supplies	25,327		0.0%	17.5	0.1%		0.0%	3,169.2	12.5%
Electronic Components and Supplies	12,386		0.0%	0.7	0.0%		0.0%	2,006.9	16.2%
Farming, Fishing, Forestry and Wildlife Machinery and Accessories	54,304		0.0%		0.0%	13.1	0.0%	4,121.5	7.6%
Food and Beverage Products	1,386,364	44.2	0.0%	8.2	0.0%		0.0%	1,584.2	0.1%
Fuels and Fuel Additives, Lubricants and Anti Corrosive Materials	392,400		0.0%	27.5	0.0%		0.0%	7,460.7	1.9%
Furniture and Furnishings	56,782	313.8	0.6%	17.1	0.0%	299.7	0.5%	7,505.2	13.2%
Heavy Construction Machinery and Accessories	6,747	119.6	1.8%		0.0%	50.0	0.7%	216.1	3.2%
Industrial Manufacturing and Processing Machinery and Accessories	54,594		0.0%		0.0%		0.0%	41,313.1	75.7%
IT (Hardware & Software) and Telecommunications Equipment	265,636	1,715.8	0.6%	419.3	0.2%	309.8	0.1%	16,152.4	6.1%
Laboratory, Measuring, Observing and Testing Equipment	35,507		0.0%	771.1	2.2%	874.0	2.5%		0.0%
Live Plant and Animal Material and Accessories and Supplies	51,018		0.0%	4.0	0.0%	8,758.3	17.2%	10,669.0	20.9%
Manufacturing Components and Supplies	8,121		0.0%	5.6	0.1%	0.6	0.0%		0.0%
Material Handling, Conditioning and Storage Machinery, Accessories and Supplies	76,218	36.9	0.0%	51.9	0.1%	2,153.7	2.8%	16,413.5	21.5%
Medical Equipment, Accessories and Supplies	342,430		0.0%	61.0	0.0%	8,223.3	2.4%	41,568.2	12.1%
Minerals (e.g. Sand, Gravel) and Textile Materials	23,154		0.0%	10.5	0.0%	1,082.6	4.7%	678.0	2.9%
Mining and Well Drilling Machinery and Accessories	2,924		0.0%		0.0%		0.0%	1,607.1	55.0%
Motor Vehicles and Parts, Accessories and Components, incl. other Transport Equipment	241,274		0.0%	34.6	0.0%	329.6	0.1%	29,669.7	12.3%
Office Machinery, Equipment and Supplies, incl. Paper Materials and Products	45,450	357.7	0.8%	167.8	0.4%	167.1	0.4%	7,550.0	16.6%
Pharmaceuticals incl. Contraceptives and Vaccines	2,229,775		0.0%		0.0%	558,577.9	25.1%	162,055.2	7.3%
Power Generation and Distribution Machinery and Accessories	52,965		0.0%	253.2	0.5%	2.6	0.0%	8,056.6	15.2%
Prefabricated Buildings and Structures, e.g. Bridges	19,764		0.0%		0.0%		0.0%		0.0%
Printing, Photographic and Audio Visual Equipment and Supplies	11,868		0.0%	1.6	0.0%	49.9	0.4%	6,560.2	55.3%
Resin, Rubber, Foam, Film and Elastomeric Materials	445		0.0%	0.0	0.0%		0.0%		0.0%
Security, Safety, Law Enforcement Equipment, incl. Demining Equipment and PPE	33,351		0.0%	316.1	0.9%	69.3	0.2%	5,691.9	17.1%
Service Industry Machinery, Equipment and Supplies	12,490		0.0%		0.0%		0.0%	1,301.5	10.4%
Tools and General Machinery	6,045		0.0%	0.5	0.0%		0.0%	1,888.0	31.2%
Watches, Jewelry and Gemstone Products	92		0.0%	0.3	0.3%		0.0%	1.3	1.4%
Other Goods	463,859	1,146.5	0.2%	7.0	0.0%		0.0%	3,441.0	0.7%
<b>Total Goods</b>	<b>6,378,781</b>	<b>4,033.9</b>	<b>0.1%</b>	<b>2,464.9</b>	<b>0.0%</b>	<b>582,440.8</b>	<b>9.1%</b>	<b>467,406.2</b>	<b>7.3%</b>

## Share of UN organization for each procurement category

Goods & Services procured by UN agency	TOTAL	ITU		OPCW		PAHO		UNDP HQ	
	USD 1000	USD 1000	% of total	USD 1000	% of total	USD 1000	% of total	USD 1000	% of total
	<b>SERVICES</b>								
Audit, Financial and Insurance Services	111,381	821.3	0.7%	291.4	0.3%	86.5	0.1%	17,660.3	15.9%
Building and Facility Construction and Maintenance Services, incl. Office Maintenance	785,430	2,350.1	0.3%	178.0	0.0%	978.4	0.1%	45,524.4	5.8%
Education and Training Services	120,336	412.1	0.3%	1,036.9	0.9%	47.3	0.0%	34,425.5	28.6%
Engineering, Research and Technology Based Services, incl. IT Services	643,269	3,830.6	0.6%	1,568.7	0.2%	4,651.7	0.7%	131,213.3	20.4%
Environmental Services	17,651		0.0%		0.0%		0.0%	8,931.1	50.6%
Farming, Fishing, Forestry and Wildlife Contracting Services	24,326		0.0%	39.0	0.2%		0.0%	13,826.2	56.8%
Healthcare Services	214,296	49.7	0.0%	60.1	0.0%	67.3	0.0%	4,432.2	2.1%
Human, Social and Cultural Rights, Social Science	113,033		0.0%		0.0%		0.0%	1,562.5	1.4%
Humanitarian Aid, Mine Action and Rural Development	229,755		0.0%	63.2	0.0%	57.1	0.0%	27,405.9	11.9%
Industrial Production and Manufacturing Services	9,040		0.0%	16.5	0.2%	27.4	0.3%	3,466.6	38.3%
Management and Business Professionals/Consultants and Admin. Services, incl. Leasing & Rental of Offices and Equipment	821,499	2,556.7	0.3%	3,815.2	0.5%	3,117.9	0.4%	264,648.9	32.2%
Office Support Services, Industrial Cleaning Services, Laundry	49,283	992.8	2.0%	0.7	0.0%	25.0	0.1%	138.9	0.3%
Public Utilities (Water/Electricity/Fuel Consumption) and Public Sector Related Services, incl. Telecommunication Charges	120,611	916.4	0.8%	306.6	0.3%	178.8	0.1%	24,005.6	19.9%
Publishing, Translation, Editorial, Design & Graphic Art Services	209,101	633.7	0.3%	63.6	0.0%	310.5	0.1%	20,662.8	9.9%
Security and Safety Services and Public Order	90,917	0.0	0.0%	529.7	0.6%	3.8	0.0%	10,707.1	11.8%
Transportation, Logistics, Storage Services, incl. Inspection and Insurance of Goods	2,150,186	5,484.4	0.3%	277.5	0.0%	42,577.8	2.0%	35,047.6	1.6%
Travel, Food, Lodging and Entertainment Services	127,214	2,855.1	2.2%	169.5	0.1%	285.5	0.2%	49,070.4	38.6%
Other Services	973,053	6,504.8	0.6%		0.0%		0.0%	3,441.0	0.3%
<b>Total Services</b>	<b>6,810,379</b>	<b>27,407.6</b>	<b>0.4%</b>	<b>8,416.6</b>	<b>0.1%</b>	<b>52,415.0</b>	<b>0.8%</b>	<b>696,170.2</b>	<b>10.2%</b>
<b>Subtotal: Goods &amp; Services by agency, as per above</b>	<b>13,189,161</b>	<b>31,441.5</b>	<b>0.2%</b>	<b>10,881.5</b>	<b>0.1%</b>	<b>634,855.8</b>	<b>4.8%</b>	<b>1,163,576.4</b>	<b>8.8%</b>
<b>UN Total Procurement Volume*</b>	<b>15,372,101</b>								

\*UNIDO and UNON, as well as all UNDP Field Offices, are not included in this table as their data by category is not available. Therefore, the USD sub-total by category is lower than the UN total procurement volume.



## Share of UN organization for each procurement category

Goods & Services procured by UN agency	TOTAL	UNECA		UNESCO		UNFPA		UNHCR	
	USD 1000	USD 1000	% of total	USD 1000	% of total	USD 1000	% of total	USD 1000	% of total
	<b>GOODS</b>								
Apparel, Luggage and Personal Care Products	65,988		0.0%	2.1	0.0%	29,654.3	44.9%	16,062.1	24.3%
Building, Construction and Manufacturing Components and Supplies	116,824		0.0%	48.4	0.0%	2,429.6	2.1%	17,254.8	14.8%
Camping and Shelter Equipment and Supplies, incl. Tents, Blankets, Mosquito Nets and Other Recreational items	85,666		0.0%	1.0	0.0%		0.0%	42,834.4	50.0%
Chemicals incl. Bio Chemicals and Gas Materials	8,010		0.0%	9.8	0.1%	470.2	5.9%		0.0%
Cleaning Equipment and Supplies	3,202		0.0%	25.9	0.8%		0.0%		0.0%
Distribution and Conditioning Systems, Equipment and Components (e.g. Aircon)	20,230		0.0%	32.5	0.2%		0.0%	552.6	2.7%
Domestic Appliances and Supplies (e.g. Kitchenware) and Consumer Electronic Products (e.g. Audio Visual Equipment)	46,561		0.0%	956.2	2.1%	776.8	1.7%	17,788.6	38.2%
Educational Equipment, Materials and Supplies, incl. Books, Publications, Musical Instruments and Toys	121,011		0.0%	967.1	0.8%	6,447.8	5.3%	1,476.1	1.2%
Electrical Systems and Lighting Components, Accessories and Supplies	25,327	887.2	3.5%	368.0	1.5%	859.2	3.4%		0.0%
Electronic Components and Supplies	12,386	5,046.9	40.7%	23.6	0.2%		0.0%		0.0%
Farming, Fishing, Forestry and Wildlife Machinery and Accessories	54,304		0.0%	2.3	0.0%		0.0%	724.0	1.3%
Food and Beverage Products	1,386,364		0.0%	648.4	0.0%		0.0%	11,708.2	0.8%
Fuels and Fuel Additives, Lubricants and Anti Corrosive Materials	392,400		0.0%	406.5	0.1%	578.9	0.1%	746.8	0.2%
Furniture and Furnishings	56,782		0.0%	504.4	0.9%	1,756.6	3.1%		0.0%
Heavy Construction Machinery and Accessories	6,747		0.0%		0.0%	2,995.2	44.4%		0.0%
Industrial Manufacturing and Processing Machinery and Accessories	54,594		0.0%	80.3	0.1%	1,742.4	3.2%		0.0%
IT (Hardware & Software) and Telecommunications Equipment	265,636	4,023.9	1.5%	2,228.1	0.8%	7,085.3	2.7%		0.0%
Laboratory, Measuring, Observing and Testing Equipment	35,507		0.0%	771.0	2.2%	193.3	0.5%		0.0%
Live Plant and Animal Material and Accessories and Supplies	51,018		0.0%		0.0%		0.0%	329.5	0.6%
Manufacturing Components and Supplies	8,121		0.0%		0.0%		0.0%		0.0%
Material Handling, Conditioning and Storage Machinery, Accessories and Supplies	76,218		0.0%	302.9	0.4%	291.8	0.4%	1,650.2	2.2%
Medical Equipment, Accessories and Supplies	342,430	635.6	0.2%	17.8	0.0%	23,970.2	7.0%	20,761.3	6.1%
Minerals (e.g. Sand, Gravel) and Textile Materials	23,154	254.9	1.1%		0.0%		0.0%		0.0%
Mining and Well Drilling Machinery and Accessories	2,924		0.0%	86.5	3.0%		0.0%		0.0%
Motor Vehicles and Parts, Accessories and Components, incl. other Transport Equipment	241,274		0.0%	284.1	0.1%	13,815.1	5.7%		0.0%
Office Machinery, Equipment and Supplies, incl. Paper Materials and Products	45,450	291.7	0.6%	2,217.7	4.9%	4,227.7	9.3%		0.0%
Pharmaceuticals incl. Contraceptives and Vaccines	2,229,775		0.0%	10.0	0.0%	103,093.6	4.6%	12,151.9	0.5%
Power Generation and Distribution Machinery and Accessories	52,965		0.0%	252.4	0.5%	404.3	0.8%		0.0%
Prefabricated Buildings and Structures, e.g. Bridges	19,764		0.0%		0.0%	745.0	3.8%		0.0%
Printing, Photographic and Audio Visual Equipment and Supplies	11,868	230.5	1.9%	353.0	3.0%		0.0%		0.0%
Resin, Rubber, Foam, Film and Elastomeric Materials	445		0.0%		0.0%		0.0%		0.0%
Security, Safety, Law Enforcement Equipment, incl. Demining Equipment and PPE	33,351		0.0%	349.0	1.0%	1,093.1	3.3%		0.0%
Service Industry Machinery, Equipment and Supplies	12,490		0.0%		0.0%		0.0%	9,647.4	77.2%
Tools and General Machinery	6,045		0.0%	177.5	2.9%		0.0%		0.0%
Watches, Jewelry and Gemstone Products	92		0.0%		0.0%		0.0%		0.0%
Other Goods	463,859		0.0%	14.3	0.0%		0.0%	130,736.9	25.4%
<b>Total Goods</b>	<b>6,378,781</b>	<b>11,370.6</b>	<b>0.2%</b>	<b>11,140.8</b>	<b>0.2%</b>	<b>202,630.6</b>	<b>3.2%</b>	<b>284,424.9</b>	<b>4.5%</b>

## Share of UN organization for each procurement category

Goods & Services procured by UN agency	TOTAL	UNECA		UNESCO		UNFPA		UNHCR	
	USD 1000	USD 1000	% of total	USD 1000	% of total	USD 1000	% of total	USD 1000	% of total
	<b>SERVICES</b>								
Audit, Financial and Insurance Services	111,381		0.0%	1,985.3	1.8%	6,216.4	5.6%	3,746.2	3.4%
Building and Facility Construction and Maintenance Services, incl. Office Maintenance	785,430	3,650.2	0.5%	6,908.4	0.9%	20,240.5	2.6%		0.0%
Education and Training Services	120,336		0.0%	16,815.5	14.0%	22,582.5	18.8%		0.0%
Engineering, Research and Technology Based Services, incl. IT Services	643,269		0.0%	9,195.2	1.4%	7,235.9	1.1%		0.0%
Environmental Services	17,651		0.0%	2,233.0	12.7%		0.0%		0.0%
Farming, Fishing, Forestry and Wildlife Contracting Services	24,326		0.0%	172.8	0.7%		0.0%		0.0%
Healthcare Services	214,296		0.0%	193.4	0.1%		0.0%		0.0%
Human, Social and Cultural Rights, Social Science	113,033		0.0%	26.4	0.0%		0.0%		0.0%
Humanitarian Aid, Mine Action and Rural Development	229,755		0.0%	12,679.7	5.5%	3,144.5	1.4%		0.0%
Industrial Production and Manufacturing Services	9,040		0.0%	226.1	2.5%		0.0%		0.0%
Management and Business Professionals/Consultants and Admin. Services, incl. Leasing & Rental of Offices and Equipment	821,499	170.7	0.0%	30,090.2	3.7%	22,389.6	2.7%	70,882.8	8.6%
Office Support Services, Industrial Cleaning Services, Laundry	49,283	143.7	0.3%	3,317.1	6.7%	832.5	1.7%		0.0%
Public Utilities (Water/Electricity/Fuel Consumption) and Public Sector Related Services, incl. Telecommunication Charges	120,611		0.0%	5,261.8	4.4%		0.0%		0.0%
Publishing, Translation, Editorial, Design & Graphic Art Services	209,101	621.7	0.3%	4,388.5	2.1%	12,273.5	5.9%		0.0%
Security and Safety Services and Public Order	90,917		0.0%	1,493.6	1.6%	1,532.4	1.7%		0.0%
Transportation, Logistics, Storage Services, incl. Inspection and Insurance of Goods	2,150,186	45.7	0.0%	6,594.1	0.3%	28,104.0	1.3%	51,646.4	2.4%
Travel, Food, Lodging and Entertainment Services	127,214		0.0%	3,937.1	3.1%	8,034.5	6.3%		0.0%
Other Services	973,053		0.0%	4,402.0	0.4%		0.0%	151,369.8	13.9%
<b>Total Services</b>	<b>6,810,379</b>	<b>4,632.1</b>	<b>0.1%</b>	<b>109,920.0</b>	<b>1.6%</b>	<b>132,586.5</b>	<b>1.9%</b>	<b>277,645.2</b>	<b>4.1%</b>
<b>Subtotal: Goods &amp; Services by agency, as per above</b>	<b>13,189,161</b>	<b>16,002.7</b>	<b>0.1%</b>	<b>121,060.8</b>	<b>0.9%</b>	<b>335,217.2</b>	<b>2.5%</b>	<b>562,070.1</b>	<b>4.3%</b>
<b>UN Total Procurement Volume*</b>	<b>15,372,101</b>								

\*UNIDO and UNON, as well as all UNDP Field Offices, are not included in this table as their data by category is not available. Therefore, the USD sub-total by category is lower than the UN total procurement volume.

## Share of UN organization for each procurement category

Goods & Services procured by UN agency	TOTAL	UNICEF		UNOG		UNOPS		UNOV	
	USD 1000	USD 1000	% of total	USD 1000	% of total	USD 1000	% of total	USD 1000	% of total
<b>GOODS</b>									
Apparel, Luggage and Personal Care Products	65,988	6,880.2	10.4%	60.5	0.1%	187.6	0.3%	32.1	0.0%
Building, Construction and Manufacturing Components and Supplies	116,824	200.2	0.2%	242.0	0.2%	7,468.4	6.4%	154.1	0.1%
Camping and Shelter Equipment and Supplies, incl. Tents, Blankets, Mosquito Nets and Other Recreational items	85,666	13,044.0	15.2%		0.0%	7,726.9	9.0%		0.0%
Chemicals incl. Bio Chemicals and Gas Materials	8,010		0.0%	12.7	0.2%	423.5	5.3%		0.0%
Cleaning Equipment and Supplies	3,202	399.9	12.5%	0.9	0.0%	225.2	7.0%		0.0%
Distribution and Conditioning Systems, Equipment and Components (e.g. Aircon)	20,230		0.0%	12.3	0.1%	905.9	4.5%		0.0%
Domestic Appliances and Supplies (e.g. Kitchenware) and Consumer Electronic Products (e.g. Audio Visual Equipment)	46,561		0.0%	523.4	1.1%	1,076.4	2.3%	42.9	0.1%
Educational Equipment, Materials and Supplies, incl. Books, Publications, Musical Instruments and Toys	121,011	77,579.9	64.1%	236.6	0.2%	573.5	0.5%	579.0	0.5%
Electrical Systems and Lighting Components, Accessories and Supplies	25,327		0.0%	131.2	0.5%	876.1	3.5%		0.0%
Electronic Components and Supplies	12,386		0.0%	20.0	0.2%	210.4	1.7%		0.0%
Farming, Fishing, Forestry and Wildlife Machinery and Accessories	54,304	46,129.9	84.9%	6.4	0.0%	685.4	1.3%		0.0%
Food and Beverage Products	1,386,364		0.0%	1.1	0.0%	117.6	0.0%		0.0%
Fuels and Fuel Additives, Lubricants and Anti Corrosive Materials	392,400	7,118.0	1.8%	109.9	0.0%	5,309.7	1.4%		0.0%
Furniture and Furnishings	56,782		0.0%	442.2	0.8%	10,691.8	18.8%		0.0%
Heavy Construction Machinery and Accessories	6,747	1,117.4	16.6%		0.0%	983.7	14.6%		0.0%
Industrial Manufacturing and Processing Machinery and Accessories	54,594		0.0%	59.1	0.1%	1,395.4	2.6%		0.0%
IT (Hardware & Software) and Telecommunications Equipment	265,636	43,995.4	16.6%	3,388.2	1.3%	27,340.2	10.3%	217.6	0.1%
Laboratory, Measuring, Observing and Testing Equipment	35,507		0.0%	104.7	0.3%	3,408.9	9.6%	188.7	0.5%
Live Plant and Animal Material and Accessories and Supplies	51,018		0.0%	31.1	0.1%	706.5	1.4%	4.3	0.0%
Manufacturing Components and Supplies	8,121		0.0%	49.3	0.6%		0.0%		0.0%
Material Handling, Conditioning and Storage Machinery, Accessories and Supplies	76,218	29,443.0	38.6%	34.1	0.0%	1,545.5	2.0%		0.0%
Medical Equipment, Accessories and Supplies	342,430	160,354.3	46.8%	147.5	0.0%	44,837.4	13.1%	106.1	0.0%
Minerals (e.g. Sand, Gravel) and Textile Materials	23,154		0.0%	16.4	0.1%	2,596.2	11.2%		0.0%
Mining and Well Drilling Machinery and Accessories	2,924		0.0%	11.6	0.4%		0.0%		0.0%
Motor Vehicles and Parts, Accessories and Components, incl. other Transport Equipment	241,274		0.0%	1,621.2	0.7%	102,781.2	42.6%	890.1	0.4%
Office Machinery, Equipment and Supplies, incl. Paper Materials and Products	45,450		0.0%	2,737.3	6.0%	2,065.1	4.5%	964.1	2.1%
Pharmaceuticals incl. Contraceptives and Vaccines	2,229,775	1,286,450.1	57.7%	13.3	0.0%	12,470.7	0.6%	9.3	0.0%
Power Generation and Distribution Machinery and Accessories	52,965		0.0%	1,096.7	2.1%	2,630.0	5.0%	1.1	0.0%
Prefabricated Buildings and Structures, e.g. Bridges	19,764		0.0%		0.0%		0.0%		0.0%
Printing, Photographic and Audio Visual Equipment and Supplies	11,868		0.0%	63.9	0.5%	1,092.2	9.2%		0.0%
Resin, Rubber, Foam, Film and Elastomeric Materials	445		0.0%		0.0%		0.0%		0.0%
Security, Safety, Law Enforcement Equipment, incl. Demining Equipment and PPE	33,351		0.0%	243.6	0.7%	4,518.3	13.5%	85.8	0.3%
Service Industry Machinery, Equipment and Supplies	12,490		0.0%		0.0%	325.2	2.6%		0.0%
Tools and General Machinery	6,045		0.0%	229.8	3.8%	1,986.6	32.9%		0.0%
Watches, Jewelry and Gemstone Products	92		0.0%	1.5	1.7%		0.0%		0.0%
Other Goods	463,859	164,691.2	32.0%		0.0%		0.0%	876.8	0.2%
<b>Total Goods</b>	<b>6,378,781</b>	<b>1,837,403.6</b>	<b>28.8%</b>	<b>11,648.7</b>	<b>0.2%</b>	<b>247,161.5</b>	<b>3.9%</b>	<b>4,152.1</b>	<b>0.1%</b>

## Share of UN organization for each procurement category

Goods & Services procured by UN agency	TOTAL	UNICEF		UNOG		UNOPS		UNOV	
	USD 1000	USD 1000	% of total	USD 1000	% of total	USD 1000	% of total	USD 1000	% of total
	<b>SERVICES</b>								
Audit, Financial and Insurance Services	111,381	7.4	0.0%	1,620.0	1.5%	3,583.9	3.2%	71.4	0.1%
Building and Facility Construction and Maintenance Services, incl. Office Maintenance	785,430	61.3	0.0%	13,364.0	1.7%	147,290.5	18.8%	404.4	0.1%
Education and Training Services	120,336	169.9	0.1%	414.4	0.3%	7,897.9	6.6%	335.3	0.3%
Engineering, Research and Technology Based Services, incl. IT Services	643,269	13,078.8	2.0%	10,686.2	1.7%	129,903.5	20.2%	1,963.9	0.3%
Environmental Services	17,651		0.0%	17.6	0.1%	5,184.6	29.4%		0.0%
Farming, Fishing, Forestry and Wildlife Contracting Services	24,326	1,872.3	7.7%		0.0%	2,378.4	9.8%		0.0%
Healthcare Services	214,296		0.0%	19.3	0.0%	1,364.3	0.6%	21.8	0.0%
Human, Social and Cultural Rights, Social Science	113,033		0.0%		0.0%	1,284.0	1.1%		0.0%
Humanitarian Aid, Mine Action and Rural Development	229,755		0.0%	538.9	0.2%	71,657.1	31.2%	984.1	0.4%
Industrial Production and Manufacturing Services	9,040		0.0%	156.0	1.7%	3,606.7	39.9%		0.0%
Management and Business Professionals/Consultants and Admin. Services, incl. Leasing & Rental of Offices and Equipment	821,499		0.0%	13,151.3	1.6%	28,746.5	3.5%	365.0	0.0%
Office Support Services, Industrial Cleaning Services, Laundry	49,283		0.0%	4,617.7	9.4%	1,388.6	2.8%		0.0%
Public Utilities (Water/Electricity/Fuel Consumption) and Public Sector Related Services, incl. Telecommunication Charges	120,611		0.0%	3,664.0	3.0%	9,760.8	8.1%	928.8	0.8%
Publishing, Translation, Editorial, Design & Graphic Art Services	209,101	454.6	0.2%	892.9	0.4%	3,755.3	1.8%	171.2	0.1%
Security and Safety Services and Public Order	90,917		0.0%	401.4	0.4%	37,576.3	41.3%	75.1	0.1%
Transportation, Logistics, Storage Services, incl. Inspection and Insurance of Goods	2,150,186	108,831.4	5.1%	25,839.8	1.2%	28,635.0	1.3%	362.3	0.0%
Travel, Food, Lodging and Entertainment Services	127,214		0.0%	637.8	0.5%	8,545.2	6.7%	53.7	0.0%
Other Services	973,053	495,235.8	45.3%		0.0%		0.0%	632.6	0.1%
<b>Total Services</b>	<b>6,810,379</b>	<b>619,711.6</b>	<b>9.1%</b>	<b>76,021.2</b>	<b>1.1%</b>	<b>492,558.6</b>	<b>7.2%</b>	<b>6,369.7</b>	<b>0.1%</b>
<b>Subtotal: Goods &amp; Services by agency, as per above</b>	<b>13,189,161</b>	<b>2,457,115.2</b>	<b>18.6%</b>	<b>87,669.9</b>	<b>0.7%</b>	<b>739,720.1</b>	<b>5.6%</b>	<b>10,521.8</b>	<b>0.1%</b>
<b>UN Total Procurement Volume*</b>	<b>15,372,101</b>								

\*UNIDO and UNON, as well as all UNDP Field Offices, are not included in this table as their data by category is not available. Therefore, the USD sub-total by category is lower than the UN total procurement volume.

## Share of UN organization for each procurement category

Goods & Services procured by UN agency	TOTAL	UNPD		UNRWA		UNU		UNV	
	USD 1000	USD 1000	% of total	USD 1000	% of total	USD 1000	% of total	USD 1000	% of total
	<b>GOODS</b>								
Apparel, Luggage and Personal Care Products	65,988	10,966.8	16.6%	1,163.9	1.8%		0.0%		0.0%
Building, Construction and Manufacturing Components and Supplies	116,824	31,653.1	27.1%	1,142.8	1.0%		0.0%	10.9	0.0%
Camping and Shelter Equipment and Supplies, incl. Tents, Blankets, Moquito Nets and Other Recreational items	85,666	6,852.3	8.0%	439.7	0.5%		0.0%		0.0%
Chemicals incl. Bio Chemicals and Gas Materials	8,010	1,089.6	13.6%	1,699.8	21.2%		0.0%		0.0%
Cleaning Equipment and Supplies	3,202	1,943.5	60.7%	312.4	9.8%		0.0%		0.0%
Distribution and Conditioning Systems, Equipment and Components (e.g. Aircon)	20,230	15,269.7	75.5%	358.2	1.8%		0.0%		0.0%
Domestic Appliances and Supplies (e.g. Kitchenware) and Consumer Electronic Products (e.g. Audio Visual Equipment)	46,561	19,253.5	41.4%	911.5	2.0%		0.0%		0.0%
Educational Equipment, Materials and Supplies, incl. Books, Publications, Musical Instruments and Toys	121,011	15,160.5	12.5%	5,916.6	4.9%		0.0%		0.0%
Electrical Systems and Lighting Components, Accessories and Supplies	25,327	15,935.6	62.9%	336.0	1.3%		0.0%		0.0%
Electronic Components and Supplies	12,386	834.4	6.7%	81.8	0.7%		0.0%		0.0%
Farming, Fishing, Forestry and Wildlife Machinery and Accessories	54,304	166.1	0.3%	9.9	0.0%		0.0%		0.0%
Food and Beverage Products	1,386,364	206,120.8	14.9%	62,678.0	4.5%		0.0%		0.0%
Fuels and Fuel Additives, Lubricants and Anti Corrosive Materials	392,400	363,875.4	92.7%	6,640.9	1.7%		0.0%		0.0%
Furniture and Furnishings	56,782	29,906.4	52.7%	3,224.0	5.7%	2.2	0.0%	4.6	0.0%
Heavy Construction Machinery and Accessories	6,747		0.0%	29.1	0.4%		0.0%		0.0%
Industrial Manufacturing and Processing Machinery and Accessories	54,594	7,516.0	13.8%	902.2	1.7%		0.0%		0.0%
IT (Hardware & Software) and Telecommunications Equipment	265,636	107,438.0	40.4%	5,637.0	2.1%	15.0	0.0%	105.3	0.0%
Laboratory, Measuring, Observing and Testing Equipment	35,507	5,136.7	14.5%	981.1	2.8%		0.0%		0.0%
Live Plant and Animal Material and Accessories and Supplies	51,018	186.0	0.4%	15,989.2	31.3%		0.0%		0.0%
Manufacturing Components and Supplies	8,121	7,144.5	88.0%	374.9	4.6%		0.0%		0.0%
Material Handling, Conditioning and Storage Machinery, Accessories and Supplies	76,218	21,675.7	28.4%	1,987.3	2.6%		0.0%		0.0%
Medical Equipment, Accessories and Supplies	342,430	9,145.7	2.7%	3,360.9	1.0%		0.0%		0.0%
Minerals (e.g. Sand, Gravel) and Textile Materials	23,154	18,038.1	77.9%	436.5	1.9%		0.0%		0.0%
Mining and Well Drilling Machinery and Accessories	2,924	803.6	27.5%	5.1	0.2%		0.0%		0.0%
Motor Vehicles and Parts, Accessories and Components, incl. other Transport Equipment	241,274	63,459.0	26.3%	2,008.0	0.8%		0.0%		0.0%
Office Machinery, Equipment and Supplies, incl. Paper Materials and Products	45,450	6,368.5	14.0%	3,751.8	8.3%	2.3	0.0%	6.4	0.0%
Pharmaceuticals incl. Contraceptives and Vaccines	2,229,775	5,490.9	0.2%	16,378.1	0.7%		0.0%		0.0%
Power Generation and Distribution Machinery and Accessories	52,965	34,922.2	65.9%	914.2	1.7%		0.0%		0.0%
Prefabricated Buildings and Structures, e.g. Bridges	19,764	19,005.6	96.2%	13.4	0.1%		0.0%		0.0%
Printing, Photographic and Audio Visual Equipment and Supplies	11,868	1,502.2	12.7%	416.3	3.5%	2.7	0.0%		0.0%
Resin, Rubber, Foam, Film and Elastomeric Materials	445	441.7	99.2%	3.3	0.7%		0.0%		0.0%
Security, Safety, Law Enforcement Equipment, incl. Demining Equipment and PPE	33,351	14,437.9	43.3%	255.1	0.8%		0.0%	38.6	0.1%
Service Industry Machinery, Equipment and Supplies	12,490	1,079.6	8.6%	19.4	0.2%		0.0%		0.0%
Tools and General Machinery	6,045	1,384.2	22.9%	84.7	1.4%		0.0%		0.0%
Watches, Jewelry and Gemstone Products	92	51.3	55.7%	2.2	2.3%		0.0%		0.0%
Other Goods	463,859	38.0	0.0%	2,463.0	0.5%		0.0%		0.0%
<b>Total Goods</b>	<b>6,378,781</b>	<b>1,044,293.0</b>	<b>16.4%</b>	<b>140,928.3</b>	<b>2.2%</b>	<b>22.2</b>	<b>0.0%</b>	<b>165.8</b>	<b>0.0%</b>

## Share of UN organization for each procurement category

Goods & Services procured by UN agency	TOTAL	UNPD		UNRWA		UNU		UNV	
	USD 1000	USD 1000	% of total	USD 1000	% of total	USD 1000	% of total	USD 1000	% of total
	<b>SERVICES</b>								
Audit, Financial and Insurance Services	111,381	36,127.7	32.4%	15,293.2	13.7%	1,029.1	0.9%	7,197.4	6.5%
Building and Facility Construction and Maintenance Services, incl. Office Maintenance	785,430	233,766.0	29.8%	96,327.5	12.3%	15.9	0.0%	64.8	0.0%
Education and Training Services	120,336	14,764.7	12.3%	1,982.8	1.6%		0.0%	291.9	0.2%
Engineering, Research and Technology Based Services, incl. IT Services	643,269	216,880.5	33.7%	19,624.9	3.1%	54.8	0.0%	408.3	0.1%
Environmental Services	17,651	678.5	3.8%		0.0%		0.0%		0.0%
Farming, Fishing, Forestry and Wildlife Contracting Services	24,326	3,983.2	16.4%		0.0%		0.0%		0.0%
Healthcare Services	214,296	4,738.5	2.2%	3,173.6	1.5%	0.4	0.0%		0.0%
Human, Social and Cultural Rights, Social Science	113,033		0.0%		0.0%		0.0%		0.0%
Humanitarian Aid, Mine Action and Rural Development	229,755	35,728.1	15.6%	6,572.9	2.9%		0.0%	2,539.7	1.1%
Industrial Production and Manufacturing Services	9,040	689.1	7.6%	455.5	5.0%		0.0%	69.1	0.8%
Management and Business Professionals/Consultants and Admin. Services, incl. Leasing & Rental of Offices and Equipment	821,499	260,141.9	31.7%	2,947.0	0.4%	37.0	0.0%	527.6	0.1%
Office Support Services, Industrial Cleaning Services, Laundry	49,283	24,343.3	49.4%		0.0%		0.0%		0.0%
Public Utilities (Water/Electricity/Fuel Consumption) and Public Sector Related Services, incl. Telecommunication Charges	120,611	58,633.8	48.6%	1,515.1	1.3%		0.0%	171.3	0.1%
Publishing, Translation, Editorial, Design & Graphic Art Services	209,101	5,565.4	2.7%	381.5	0.2%		0.0%	229.8	0.1%
Security and Safety Services and Public Order	90,917	30,353.0	33.4%	40.9	0.0%		0.0%	78.5	0.1%
Transportation, Logistics, Storage Services, incl. Inspection and Insurance of Goods	2,150,186	878,436.1	40.9%	2,724.1	0.1%	2.8	0.0%	1,364.6	0.1%
Travel, Food, Lodging and Entertainment Services	127,214	22,604.8	17.8%	185.8	0.1%		0.0%	187.9	0.1%
Other Services	973,053		0.0%		0.0%	20.4	0.0%		0.0%
<b>Total Services</b>	<b>6,810,379</b>	<b>1,827,434.7</b>	<b>26.8%</b>	<b>151,224.8</b>	<b>2.2%</b>	<b>1,160.4</b>	<b>0.0%</b>	<b>13,130.9</b>	<b>0.2%</b>
<b>Subtotal: Goods &amp; Services by agency, as per above</b>	<b>13,189,161</b>	<b>2,871,727.7</b>	<b>21.8%</b>	<b>292,153.2</b>	<b>2.2%</b>	<b>1,182.6</b>	<b>0.0%</b>	<b>13,296.7</b>	<b>0.1%</b>
<b>UN Total Procurement Volume*</b>	<b>15,372,101</b>								

\*UNIDO and UNON, as well as all UNDP Field Offices, are not included in this table as their data by category is not available. Therefore, the USD sub-total by category is lower than the UN total procurement volume.

## Share of UN organization for each procurement category

Goods & Services procured by UN agency	TOTAL	UNWOMEN		UPU		WFP		WHO	
	USD 1000	USD 1000	% of total	USD 1000	% of total	USD 1000	% of total	USD 1000	% of total
<b>GOODS</b>									
Apparel, Luggage and Personal Care Products	65,988		0.0%		0.0%		0.0%		0.0%
Building, Construction and Manufacturing Components and Supplies	116,824	131.2	0.1%		0.0%		0.0%		0.0%
Camping and Shelter Equipment and Supplies, incl. Tents, Blankets, Mosquito Nets and Other Recreational items	85,666	49.8	0.1%		0.0%		0.0%		0.0%
Chemicals incl. Bio Chemicals and Gas Materials	8,010		0.0%		0.0%		0.0%		0.0%
Cleaning Equipment and Supplies	3,202		0.0%		0.0%		0.0%		0.0%
Distribution and Conditioning Systems, Equipment and Components (e.g. Aircon)	20,230	69.0	0.3%		0.0%		0.0%		0.0%
Domestic Appliances and Supplies (e.g. Kitchenware) and Consumer Electronic Products (e.g. Audio Visual Equipment)	46,561	91.0	0.2%		0.0%		0.0%		0.0%
Educational Equipment, Materials and Supplies, incl. Books, Publications, Musical Instruments and Toys	121,011	324.4	0.3%		0.0%		0.0%		0.0%
Electrical Systems and Lighting Components, Accessories and Supplies	25,327	62.4	0.2%		0.0%		0.0%		0.0%
Electronic Components and Supplies	12,386		0.0%		0.0%		0.0%		0.0%
Farming, Fishing, Forestry and Wildlife Machinery and Accessories	54,304		0.0%		0.0%		0.0%		0.0%
Food and Beverage Products	1,386,364		0.0%		0.0%	1,103,419.0	79.6%		0.0%
Fuels and Fuel Additives, Lubricants and Anti Corrosive Materials	392,400	81.4	0.0%		0.0%		0.0%		0.0%
Furniture and Furnishings	56,782	622.7	1.1%		0.0%		0.0%		0.0%
Heavy Construction Machinery and Accessories	6,747		0.0%		0.0%		0.0%		0.0%
Industrial Manufacturing and Processing Machinery and Accessories	54,594		0.0%		0.0%		0.0%		0.0%
IT (Hardware & Software) and Telecommunications Equipment	265,636	1,924.4	0.7%	250.5	0.1%		0.0%	19,634.6	7.4%
Laboratory, Measuring, Observing and Testing Equipment	35,507		0.0%		0.0%		0.0%		0.0%
Live Plant and Animal Material and Accessories and Supplies	51,018		0.0%		0.0%		0.0%		0.0%
Manufacturing Components and Supplies	8,121		0.0%		0.0%		0.0%		0.0%
Material Handling, Conditioning and Storage Machinery, Accessories and Supplies	76,218	17.2	0.0%		0.0%		0.0%		0.0%
Medical Equipment, Accessories and Supplies	342,430	3.4	0.0%		0.0%		0.0%	26,926.3	7.9%
Minerals (e.g. Sand, Gravel) and Textile Materials	23,154		0.0%		0.0%		0.0%		0.0%
Mining and Well Drilling Machinery and Accessories	2,924		0.0%		0.0%		0.0%		0.0%
Motor Vehicles and Parts, Accessories and Components, incl. other Transport Equipment	241,274	2,153.9	0.9%	192.3	0.1%		0.0%	17,280.3	7.2%
Office Machinery, Equipment and Supplies, incl. Paper Materials and Products	45,450	695.2	1.5%		0.0%		0.0%		0.0%
Pharmaceuticals incl. Contraceptives and Vaccines	2,229,775		0.0%		0.0%		0.0%	71,093.7	3.2%
Power Generation and Distribution Machinery and Accessories	52,965	140.3	0.3%		0.0%		0.0%		0.0%
Prefabricated Buildings and Structures, e.g. Bridges	19,764		0.0%		0.0%		0.0%		0.0%
Printing, Photographic and Audio Visual Equipment and Supplies	11,868	205.9	1.7%		0.0%		0.0%		0.0%
Resin, Rubber, Foam, Film and Elastomeric Materials	445		0.0%		0.0%		0.0%		0.0%
Security, Safety, Law Enforcement Equipment, incl. Demining Equipment and PPE	33,351	98.9	0.3%		0.0%		0.0%		0.0%
Service Industry Machinery, Equipment and Supplies	12,490		0.0%		0.0%		0.0%		0.0%
Tools and General Machinery	6,045		0.0%		0.0%		0.0%		0.0%
Watches, Jewelry and Gemstone Products	92		0.0%		0.0%		0.0%		0.0%
Other Goods	463,859		0.0%	244.9	0.0%	159,724.1	31.0%	157.7	0.0%
<b>Total Goods</b>	<b>6,378,781</b>	<b>6,671.1</b>	<b>0.1%</b>	<b>687.8</b>	<b>0.0%</b>	<b>1,263,143.1</b>	<b>19.8%</b>	<b>135,092.6</b>	<b>2.1%</b>

## Share of UN organization for each procurement category

Goods & Services procured by UN agency	TOTAL	UNWOMEN		UPU		WFP		WHO	
	USD 1000	USD 1000	% of total	USD 1000	% of total	USD 1000	% of total	USD 1000	% of total
<b>SERVICES</b>									
Audit, Financial and Insurance Services	111,381	1,726.0	1.5%		0.0%		0.0%		0.0%
Building and Facility Construction and Maintenance Services, incl. Office Maintenance	785,430	866.1	0.1%		0.0%		0.0%	101,540.0	12.9%
Education and Training Services	120,336		0.0%		0.0%		0.0%		0.0%
Engineering, Research and Technology Based Services, incl. IT Services	643,269	2,003.7	0.3%		0.0%		0.0%		0.0%
Environmental Services	17,651		0.0%		0.0%		0.0%		0.0%
Farming, Fishing, Forestry and Wildlife Contracting Services	24,326		0.0%		0.0%		0.0%		0.0%
Healthcare Services	214,296		0.0%		0.0%		0.0%	199,810.0	93.2%
Human, Social and Cultural Rights, Social Science	113,033		0.0%		0.0%		0.0%	110,160.0	97.5%
Humanitarian Aid, Mine Action and Rural Development	229,755	111.7	0.0%		0.0%		0.0%		0.0%
Industrial Production and Manufacturing Services	9,040	61.9	0.7%		0.0%		0.0%		0.0%
Management and Business Professionals/Consultants and Admin. Services, incl. Leasing & Rental of Offices and Equipment	821,499	53,756.9	6.5%		0.0%		0.0%	13,110.0	1.6%
Office Support Services, Industrial Cleaning Services, Laundry	49,283		0.0%		0.0%		0.0%		0.0%
Public Utilities (Water/Electricity/Fuel Consumption) and Public Sector Related Services, incl. Telecommunication Charges	120,611	389.2	0.3%		0.0%		0.0%		0.0%
Publishing, Translation, Editorial, Design & Graphic Art Services	209,101	4,031.1	1.9%		0.0%		0.0%	126,360.0	60.4%
Security and Safety Services and Public Order	90,917	465.3	0.5%		0.0%		0.0%		0.0%
Transportation, Logistics, Storage Services, incl. Inspection and Insurance of Goods	2,150,186	580.0	0.0%		0.0%	917,446.4	42.7%		0.0%
Travel, Food, Lodging and Entertainment Services	127,214	6,532.7	5.1%		0.0%		0.0%		0.0%
Other Services	973,053		0.0%		0.0%	303,393.7	27.8%	3,520.0	0.3%
<b>Total Services</b>	<b>6,810,379</b>	<b>70,524.7</b>	<b>1.0%</b>	<b>0.0</b>	<b>0.0%</b>	<b>1,220,840.1</b>	<b>17.9%</b>	<b>554,500.0</b>	<b>8.1%</b>
<b>Subtotal: Goods &amp; Services by agency, as per above</b>	<b>13,189,161</b>	<b>77,195.8</b>	<b>0.6%</b>	<b>687.8</b>	<b>0.0%</b>	<b>2,483,983.2</b>	<b>18.8%</b>	<b>689,592.6</b>	<b>5.2%</b>
<b>UN Total Procurement Volume*</b>	<b>15,372,101</b>								

\*UNIDO and UNON, as well as all UNDP Field Offices, are not included in this table as their data by category is not available. Therefore, the USD sub-total by category is lower than the UN total procurement volume.



## Share of UN organization for each procurement category

Goods & Services procured by UN agency	TOTAL	WIPO		WMO		WTO	
	USD 1000	USD 1000	% of total	USD 1000	% of total	USD 1000	% of total
<b>GOODS</b>							
Apparel, Luggage and Personal Care Products	65,988	11.1	0.0%		0.0%		0.0%
Building, Construction and Manufacturing Components and Supplies	116,824		0.0%	3.3	0.0%		0.0%
Camping and Shelter Equipment and Supplies, incl. Tents, Blankets, Mosquito Nets and Other Recreational items	85,666		0.0%	54.4	0.1%		0.0%
Chemicals incl. Bio Chemicals and Gas Materials	8,010		0.0%		0.0%		0.0%
Cleaning Equipment and Supplies	3,202	59.7	1.9%		0.0%		0.0%
Distribution and Conditioning Systems, Equipment and Components (e.g. Aircon)	20,230	4.9	0.0%		0.0%		0.0%
Domestic Appliances and Supplies (e.g. Kitchenware) and Consumer Electronic Products (e.g. Audio Visual Equipment)	46,561	25.1	0.1%		0.0%		0.0%
Educational Equipment, Materials and Supplies, incl. Books, Publications, Musical Instruments and Toys	121,011	362.0	0.3%	224.3	0.2%		0.0%
Electrical Systems and Lighting Components, Accessories and Supplies	25,327	25.8	0.1%		0.0%		0.0%
Electronic Components and Supplies	12,386		0.0%		0.0%		0.0%
Farming, Fishing, Forestry and Wildlife Machinery and Accessories	54,304		0.0%		0.0%		0.0%
Food and Beverage Products	1,386,364		0.0%		0.0%		0.0%
Fuels and Fuel Additives, Lubricants and Anti Corrosive Materials	392,400		0.0%		0.0%		0.0%
Furniture and Furnishings	56,782		0.0%	30.9	0.1%		0.0%
Heavy Construction Machinery and Accessories	6,747	1,214.9	18.0%		0.0%		0.0%
Industrial Manufacturing and Processing Machinery and Accessories	54,594		0.0%		0.0%		0.0%
IT (Hardware & Software) and Telecommunications Equipment	265,636	2,194.7	0.8%	151.3	0.1%	112.0	0.0%
Laboratory, Measuring, Observing and Testing Equipment	35,507		0.0%	343.9	1.0%		0.0%
Live Plant and Animal Material and Accessories and Supplies	51,018		0.0%		0.0%		0.0%
Manufacturing Components and Supplies	8,121		0.0%		0.0%		0.0%
Material Handling, Conditioning and Storage Machinery, Accessories and Supplies	76,218		0.0%	13.4	0.0%		0.0%
Medical Equipment, Accessories and Supplies	342,430	8.1	0.0%		0.0%		0.0%
Minerals (e.g. Sand, Gravel) and Textile Materials	23,154	0.6	0.0%		0.0%		0.0%
Mining and Well Drilling Machinery and Accessories	2,924		0.0%		0.0%		0.0%
Motor Vehicles and Parts, Accessories and Components, incl. other Transport Equipment	241,274	41.1	0.0%	1.8	0.0%		0.0%
Office Machinery, Equipment and Supplies, incl. Paper Materials and Products	45,450	2,222.2	4.9%	120.4	0.3%		0.0%
Pharmaceuticals incl. Contraceptives and Vaccines	2,229,775	8.5	0.0%		0.0%		0.0%
Power Generation and Distribution Machinery and Accessories	52,965		0.0%		0.0%		0.0%
Prefabricated Buildings and Structures, e.g. Bridges	19,764		0.0%		0.0%		0.0%
Printing, Photographic and Audio Visual Equipment and Supplies	11,868	73.9	0.6%		0.0%		0.0%
Resin, Rubber, Foam, Film and Elastomeric Materials	445		0.0%		0.0%		0.0%
Security, Safety, Law Enforcement Equipment, incl. Demining Equipment and PPE	33,351	135.6	0.4%		0.0%		0.0%
Service Industry Machinery, Equipment and Supplies	12,490	62.6	0.5%		0.0%		0.0%
Tools and General Machinery	6,045		0.0%		0.0%		0.0%
Watches, Jewelry and Gemstone Products	92	35.4	38.5%		0.0%		0.0%
Other Goods	463,859		0.0%		0.0%		0.0%
<b>Total Goods</b>	<b>6,378,781</b>	<b>6,486.2</b>	<b>0.1%</b>	<b>943.7</b>	<b>0.0%</b>	<b>112.0</b>	<b>0.0%</b>

## Share of UN organization for each procurement category

Goods & Services procured by UN agency	TOTAL	WIPO		WMO		WTO	
	USD 1000	USD 1000	% of total	USD 1000	% of total	USD 1000	% of total
<b>SERVICES</b>							
Audit, Financial and Insurance Services	111,381	1,215.6	1.1%	276.8	0.2%	2,564.4	2.3%
Building and Facility Construction and Maintenance Services, incl. Office Maintenance	785,430	42,802.3	5.5%	1,697.3	0.2%	235.6	0.0%
Education and Training Services	120,336		0.0%	65.1	0.1%		0.0%
Engineering, Research and Technology Based Services, incl. IT Services	643,269	34,598.6	5.4%	2,475.2	0.4%	120.6	0.0%
Environmental Services	17,651		0.0%	20.0	0.1%		0.0%
Farming, Fishing, Forestry and Wildlife Contracting Services	24,326	138.4	0.6%	40.2	0.2%		0.0%
Healthcare Services	214,296	275.1	0.1%		0.0%		0.0%
Human, Social and Cultural Rights, Social Science	113,033		0.0%		0.0%		0.0%
Humanitarian Aid, Mine Action and Rural Development	229,755	1,352.0	0.6%		0.0%		0.0%
Industrial Production and Manufacturing Services	9,040	9.4	0.1%		0.0%		0.0%
Management and Business Professionals/Consultants and Admin. Services, incl. Leasing & Rental of Offices and Equipment	821,499	6,617.8	0.8%	537.7	0.1%	252.8	0.0%
Office Support Services, Industrial Cleaning Services, Laundry	49,283	1,488.8	3.0%	435.3	0.9%		0.0%
Public Utilities (Water/Electricity/Fuel Consumption) and Public Sector Related Services, incl. Telecommunication Charges	120,611	3,605.5	3.0%	571.9	0.5%		0.0%
Publishing, Translation, Editorial, Design & Graphic Art Services	209,101	22,969.5	11.0%	98.8	0.0%	314.0	0.2%
Security and Safety Services and Public Order	90,917	4,173.2	4.6%	504.7	0.6%	229.8	0.3%
Transportation, Logistics, Storage Services, incl. Inspection and Insurance of Goods	2,150,186	14.6	0.0%	280.4	0.0%	47.0	0.0%
Travel, Food, Lodging and Entertainment Services	127,214	230.4	0.2%	5,531.4	4.3%	849.9	0.7%
Other Services	973,053	1,116.5	0.1%	10.6	0.0%		0.0%
<b>Total Services</b>	<b>6,810,379</b>	<b>120,607.8</b>	<b>1.8%</b>	<b>12,545.3</b>	<b>0.2%</b>	<b>4,614.1</b>	<b>0.1%</b>
<b>Subtotal: Goods &amp; Services by agency, as per above</b>	<b>13,189,161</b>	<b>127,093.9</b>	<b>1.0%</b>	<b>13,489.0</b>	<b>0.1%</b>	<b>4,726.2</b>	<b>0.0%</b>
<b>UN Total Procurement Volume*</b>	<b>15,372,101</b>						

\*UNIDO and UNON, as well as all UNDP Field Offices, are not included in this table as their data by category is not available. Therefore, the USD sub-total by category is lower than the UN total procurement volume.



# Major purchase orders by UN organization

## Major purchase orders by UN organization

AGENCY	Location of Supplier	Name of Supplier	Description of Goods	PO Value USD
<b>ECLAC</b>				
Chile		ADEXUS S.A.	Software programs	47,799.73
Chile		COMERCIAL LO CASTILLO LIMITADA	Carpets and other textile floor coverings, knotted	66,466.00
Chile		DABA ASCENSORES CHILE LTDA.	Elevators and conveyors	83,325.43
Chile		DISTRIB DE PRODS MASIVOS SA	Toilet tissue stock, miscellaneous other papers	38,443.59
Chile		EQUIPOS ELECTRONICOS Y COMPUT SA	Software programs	74,990.76
Chile		FERNANDO PEREZ MOORE Y CIA LTDA	Asphalt or similar material, articles thereof	66,659.75
Chile		IMEGA S.A.	Industrial catering equipment	53,716.14
Chile		S & A CONSULTORES ASOC. CHILE S.A.	Software programs	52,179.08
Denmark		DAN:OFFICE APS	Network backup systems	66,710.00
Denmark		DAN:OFFICE APS	Processing Units For It And Accessories And Parts Thereof	44,780.00
Mexico		INDUSTRIAS RIVIERA, S.A. DE C.V.	Furniture	47,522.29
Mexico		TREMAIN, S.A. DE C.V.	Furniture, office, other than chairs	48,146.39
United States of America		CDW-G	Software programs	43,378.10
United States of America		CISCO SYSTEMS, INC.	Electronic components n.e.c.	35,816.16
United States of America		LENOVO (UNITED STATES) INC.	Micro-computers	49,551.00
United States of America		LENOVO (UNITED STATES) INC.	Processing units for EDP, other	41,180.00
United States of America		MICROSOFT LICENSING, GP	Software programs	42,266.64
United States of America		PLANSON INTERNATIONAL CORPORATION	Micro-computers	32,602.00
<b>ESCAP</b>				
Thailand		BMW (THAILAND) CO., LTD.	Vehicle	51,807.69
Thailand		CLUNG WICHA PRESS CO., LTD.	Printing Services	31,127.34
Thailand		EMC INFORMATION SYSTEMS (THAILAND) LTD.	Data Services	72,070.00
Thailand		FIRST INTER BUSINESS LTD.	IT Equipment	71,543.72
Thailand		FMA GROUP CO., LTD.	IT Equipment	33,107.02
Thailand		ORACLE CORPORATION (THAILAND) CO., LTD.	Software	60,468.81
Thailand		ORACLE CORPORATION (THAILAND) CO., LTD.	Software	60,468.81
Thailand		PATARARUNGROJ LTD., PART.	IT Equipment	40,974.34
Thailand		RK3 ENGINEERING AND DEVELOPMENT CO., LTD.	Materials	31,280.31
Thailand		TAKACHHO FIRE, SECURITY&SERVICES (THAILAND) LTD.	Security Services	31,331.59
United States of America		CISCO SYSTEMS, INC.	IT Equipment	158,847.50
<b>ESCSA</b>				
Austria		EMC Computer Systems Austria Gmbh	Storage units and storage media for EDP	1,178,015.00
Denmark		DAN OFFICE	Personal computers (PC), general pu	47,300.47
Germany		Motorola Solutions UK Ltd.	Radios, VHF	45,707.25
Lebanon		Albert Massaad SARL	Mobile shelving, library	33,418.00
Lebanon		G4S Security Systems Lebanon	Storage units and storage media for EDP	1,985,139.87
Lebanon		Sultan Steel	Storage units and storage media for EDP	64,197.00
United States of America		LENOVO (UNITED STATES) INC.	Personal computers (PC), general pu	98,340.00
<b>FAO</b>				
Afghanistan		GHULAM MUHAMMAD DIN CO LTD	Fertilizers and plant nutrients and herbicides	597,450.00
Australia		CODAN LTD	Radio receivers	47,907.30
Australia		VISIONTIME PTY LTD	Printed publications	64,927.00
Austria		AMEX EXPORT- IMPORT GMBH	Laboratory and Measuring and Observing and Testing Equipment	54,661.00
Austria		AMEX EXPORT- IMPORT GMBH	Laboratory and Measuring and Observing and Testing Equipment	33,635.50
Austria		AMEX EXPORT- IMPORT GMBH	Laboratory and Measuring and Observing and Testing Equipment	33,472.00
Austria		AMEX EXPORT- IMPORT GMBH	Laboratory washing and cleaning equipment	180,718.20
Austria		UNILAB	Laboratory and Measuring and Observing and Testing Equipment	60,046.00
Bangladesh		AQ CHOWDHURY SCIENCE & SYNERGY PVT LTD	Laboratory and Measuring and Observing and Testing Equipment	312,070.00
Bangladesh		DJ AGRO LIMITED	Poultry and livestock equipment	192,535.55
Belgium		GARMIN BELUX	Global positioning system receivers	57,382.00
Brazil		ZENITH ASSESSORIA EX IMPORTACAO E EXPORTACAO LTDA	Agricultural machinery for planting and seeding	47,238.90
Chile		DIMENSION DATA CHILE S.A.	Data Voice or Multimedia Network Equipment or Platforms and Accessories	34,142.45
China		DANDONG IMPORT & EXPORT CORPORATION	Cargo trucks	145,800.00
China, Hong Kong Special Administrative Region		M & R TRADING CO LTD	Urea	669,600.00
Cote d'Ivoire		SATOGLI	Urea	275,972.00
Democratic People's Republic of Korea		DIPLOMATIC CORPS FRIENDSHIP IMPORT CORPORATION	Plastic sheet	761,530.00
Democratic People's Republic of Korea		DIPLOMATIC CORPS FRIENDSHIP IMPORT CORPORATION	Plastic sheet	176,398.04
Denmark		DANOFFICE APS	Computers	77,825.00
Denmark		DANOFFICE APS	Computers	40,764.00
Denmark		DANOFFICE APS	Notebook computers	54,573.25
Denmark		DANOFFICE APS	Personal computers	57,930.50
Denmark		DANOFFICE APS	Personal computers	32,592.50
Denmark		DANOFFICE APS	Video projectors	30,081.00
Denmark		KJAER & KJAER A/S	Station wagons, 4WD	43,905.00
Denmark		UNITED NATIONS OFFICE FOR PROJECT SERVICES (UNOPS)	Passenger saloons, 4WD, diesel driven	42,449.40
Denmark		VIKIMA SEED A/S	Tomato seeds or seedlings	60,275.00
Dominican Republic		PRORENAREM	Trees and shrubs	92,410.00
Dominican Republic		VITRO PLANTAS DEL CARIBE, S.A.	Fruit trees	72,000.00
Egypt		ASME	Fixed network equipment and components	43,264.00
Egypt		EGYPTIAN COMPANY FOR ENGINEERING INDUSTRY	Agricultural machinery for harvesting	35,000.00
Egypt		GLOBAL BRANDS	Computer servers	43,400.00
France		ATLANTIC PECHE & AQUACULTURE SARL	Commercial fishing nets	98,380.60
France		BUATHIER JOSEPH S.A.	Veterinary equipment	54,651.47
France		KULKER SAS	Agricultural and forestry and landscape machinery and equipment	112,450.40
France		NOVACOM SERVICES	Hardware	272,240.26
France		QUALYS TECHNOLOGIES	Software	68,636.89
France		ZHENDRE SA	Industrial refrigerators	66,504.00
Germany		ASANTYS SYSTEMS GMBH	Pumps	108,128.24
Germany		DAIMLER AG	Minivans or vans	63,091.57
Germany		E-OBS GMBH	Global positioning system receivers	46,411.22
Germany		FISCHTECHNIK INTERNATIONAL (FERNA) GMBH	Commercial fishing equipment	31,058.60
Germany		LABSCO - LABORATORY SUPPLY COMPANY GMBH & CO KG	Laboratory and Measuring and Observing and Testing Equipment	44,098.06
Honduras		FERTILIZANTES DEL NORTE SA DE CV (FENORSA)	Diammonium hydrogenorthophosphate (Diammonium phosphate)	896,455.37
India		BELLSTONE HI-TECH INTERNATIONAL	Laboratory and Measuring and Observing and Testing Equipment	111,680.00
India		BELLSTONE HI-TECH INTERNATIONAL	Laboratory and Measuring and Observing and Testing Equipment	82,328.00
Ireland		LANDESK INTERNATIONAL LTD	Software	54,785.45
Italy		ALES 24 SRL	Doors	38,571.43
Italy		ALES 24 SRL	Structural building products	64,439.97
Italy		ALES 24 SRL	Structural building products	62,978.26
Italy		ALES 24 SRL	Structural building products	42,458.24
Italy		ALES 24 SRL	Structural building products	35,081.28
Italy		ATS ADVANCED TELECOM SYSTEMS SPA	Fixed network equipment and components	44,068.10
Italy		BG & PARTNERS SRL	Software	90,375.84
Italy		COGEMAT SRL	Slaughter house equipment	209,174.45
Italy		ECOBYTE TECHNOLOGY SRL	Development software	58,989.52
Italy		EDISCO SRL	Audio visual equipment accessories	170,295.29
Italy		ELETTROSERVICE SPA	Wire Raceways Conduit and Busways	41,168.07
Italy		EPS DATACOM SRL	Network service equipment	33,990.76
Italy		EPS DATACOM SRL	Network service equipment	33,990.76
Italy		EPS DATACOM SRL	Software	49,779.40
Italy		EVOSPACE SRL	Auditorium or stadium or special use seating	85,798.71
Italy		GIOVANNI MELUCCI S.R.L.	Office furniture	34,679.41
Italy		GOLDONI SPA	Agricultural machinery for soil preparation	30,622.88
Italy		HARPA ITALIA SRL	Computer servers	77,381.14
Italy		HARPA ITALIA SRL	Computer servers	64,469.57
Italy		HARPA ITALIA SRL	Computer servers	48,257.40
Italy		HARPA ITALIA SRL	Computer servers	46,636.82
Italy		HARPA ITALIA SRL	Computer servers	44,925.37
Italy		HARPA ITALIA SRL	Computer servers	41,991.96
Italy		HARPA ITALIA SRL	Computer servers	38,304.06
Italy		HARPA ITALIA SRL	Computer servers	36,948.21
Italy		HARPA ITALIA SRL	Development software	32,875.16
Italy		HARPA ITALIA SRL	Hardware	39,824.67

## Major purchase orders by UN organization

AGENCY			PO Value
Location of Supplier	Name of Supplier	Description of Goods	USD
<b>FAO continued</b>			
Italy	IBM ITALIA SPA	Software	118,636.22
Italy	IBM ITALIA SPA	Software	70,129.87
Italy	IMPEX SRL	Tomato seeds or seedlings	99,589.67
Italy	IMPEX SRL	Tomato seeds or seedlings	34,191.30
Italy	IZSLER IST ZOOPROFILATTICO SPERIMENTALE B.UBERTINI	Enzyme linked immunosorbent assay (ELISA) kits	32,955.00
Italy	KARNAK ITALIA SRL	Office supplies	107,811.82
Italy	ORACLE ITALIA SRL	Software	1,396,411.64
Italy	OSV SRL ORGANIZZAZIONE SVILUPPO VENDITE	Agricultural machinery for soil preparation	45,001.00
Italy	SFOGGIATECH SRL	Industrial food and beverage equipment	81,060.00
Italy	SOFTWAY SRL	Software	220,207.16
Italy	SUBA SEEDS CO SPA	Onion seeds or seedlings	42,283.80
Italy	SUBA SEEDS CO SPA	Tomato seeds or seedlings	71,274.07
Italy	SWISS POST INTERNATIONAL	Franking or postage machines	132,450.33
Italy	SYSTEM RETAIL SPA	Cash registers	43,595.30
Italy	UNICINQUE SCRL	Uniforms	71,056.50
Italy	WORLD FOOD PROGRAMME (WFP)	Transportation components and systems	142,903.75
Italy	XEROX SPA	Photocopiers	206,772.79
Italy	XEROX SPA	Photocopiers	50,000.00
Japan	NISSAN TRADING CO. LTD VEHICLES DEPT	Station wagons, 4WD	38,865.16
Japan	TOYOTA MOTOR CORPORATION	Station wagons, 4WD	91,611.56
Japan	TOYOTA MOTOR CORPORATION	Station wagons, 4WD	33,052.04
Japan	TOYOTA MOTOR CORPORATION	Station wagons, 4WD, diesel driven	35,810.29
Japan	TOYOTA MOTOR CORPORATION	Station wagons, 4WD, petrol driven	42,748.22
Jordan	AL-FAIHA FOR LABORATORY & SCIENTIFIC SUPPLIES WLL	Laboratory and Measuring and Observing and Testing Equipment	70,108.00
Jordan	GULF BIO ANALYTICAL CORP	Chromatographs, gas	118,235.00
Jordan	JOVAC - JORDAN BIO INDUSTRIES CENTER	Brucella vaccine	48,000.00
Jordan	JOVAC - JORDAN BIO INDUSTRIES CENTER	Vaccines and sera for animals	1,050,000.00
Jordan	JOVAC - JORDAN BIO INDUSTRIES CENTER	Vaccines and sera for animals	195,000.00
Jordan	JOVAC - JORDAN BIO INDUSTRIES CENTER	Vaccines, (ppr) peste des petit ruminants	360,000.00
Jordan	VAPCO VETERINARY & AGRICULTURAL PRODUCTS MFG CO	Drugs and Pharmaceutical Products	42,486.50
Kenya	TECHNO RELIEF GROUP	Agricultural and forestry and landscape machinery and equipment	51,633.61
Kyrgyz Republic	AUTOMASH RADIATOR	Agricultural tractors	48,600.00
Lebanon	ARD (UNIFERT) SAL	Laboratory and Measuring and Observing and Testing Equipment	121,175.00
Lebanon	LIBAN SOL SARL	Industrial food and beverage equipment	83,716.00
Liberia	VISHNU TRADING INC	Agricultural machinery for harvesting	94,987.50
Malaysia	LAB IND RESOURCE SDN BHD	Laboratory and Measuring and Observing and Testing Equipment	41,460.00
Mali	GRANDS MOULINS DU MALI	Animal feed	221,064.00
Mali	TOGUNA AGRO INDUSTRIES	Urea	200,610.54
Mali	TOGUNA AGRO INDUSTRIES	Urea	191,918.98
Mali	TOGUNA AGRO INDUSTRIES	Urea	183,171.60
Mauritius	V & M GRAIN MAURITIUS LIMITED	Animal feed	2,816,000.00
Mauritius	V & M GRAINS CC	Ammonium nitrate mixed with calcium carbonate	1,290,240.00
Mexico	COMERCIALIZADORA YUCATECA DE ALUMINIO SRL DE CV	Hand tools	31,845.60
Morocco	SIGMAQUAL SARL	Laboratory and Measuring and Observing and Testing Equipment	31,952.99
Netherlands	AB SCIEX NETHERLANDS BV	Laboratory and Measuring and Observing and Testing Equipment	438,000.00
Netherlands	AUTOCAR INTERNATIONAL BV	Vehicles, 4WD, hard top	60,820.00
Netherlands	AUTOCAR INTERNATIONAL BV	Vehicles, 4WD, hard top	43,580.00
Netherlands	BOLEFLOOR BV	Furniture and Furnishings	43,319.64
Netherlands	IPA INTERNATIONAL PROCUREMENT AGENCY BV	Agriculture, forestry and garden handtools	32,425.69
Netherlands	KOUDIUS FEED BV	Animal feed	284,030.00
Netherlands	PRIONICS AG	Enzyme linked immunosorbent assay (ELISA) kits	65,250.00
Netherlands	SANTPOORT PROJECT SUPPLIES	Fishing net haulers	339,782.00
Netherlands	SIMONIS BV INDUSTRIE-EN HANDELSONDERNERNING	Insecticides	166,200.00
Netherlands	SIMONIS BV INDUSTRIE-EN HANDELSONDERNERNING	Nitrogen Phosphorous Potassium Mixtures NPK	146,355.00
New Zealand	MORE4APPS NZ LIMITED	Software	114,191.65
Nicaragua	AGROPECUARIO EN GENERAL S.A. (AGROGENSA)	Seeds and bulbs and seedlings and cuttings	386,364.00
Nicaragua	AGROPECUARIO EN GENERAL S.A. (AGROGENSA)	Seeds and bulbs and seedlings and cuttings	386,364.00
Niger	PUBLI SERVICE	Animal feed	183,970.95
Niger	SACODEV	Veterinary anthelmintics	80,500.00
Niger	SAMAÏLLA NASSAMOU - COMMERCE GENERAL	Animal feed	728,280.00
Niger	SAMAÏLLA NASSAMOU - COMMERCE GENERAL	Animal feed	105,280.00
Norway	AKREHAMN TRALBOTERI AS	Commercial fishing equipment	35,496.60
Republic of Moldova	IP ICCC SELECTIA	Wheat seeds	47,987.12
Senegal	AGROPHYTEX SA	Nitrogen Phosphorous Potassium Mixtures NPK	823,900.00
Senegal	AGROPHYTEX SA	Nitrogen Phosphorous Potassium Mixtures NPK	158,400.00
Senegal	SEDAB-SARL	Diammonium hydrogenorthophosphate (Diammonium phosphate)	406,272.51
Senegal	SEDAB-SARL	Nitrogen Phosphorous Potassium Mixtures NPK	262,924.26
Senegal	SEDAB-SARL	Nitrogen Phosphorous Potassium Mixtures NPK	77,176.42
Senegal	SEDAB-SARL	Nitrogen Phosphorous Potassium Mixtures NPK	74,549.99
Senegal	SEDAB-SARL	Urea	74,500.00
Senegal	SOPRODEL	Veterinary anti-bacterial	219,808.40
Sierra Leone	WINGIN HEAVY DUTY MACHINE CO LTD	Agricultural machinery for cleaning and sorting and grading	84,831.00
Singapore	ESCO MICRO PTE LTD	Industrial refrigerators	56,000.00
Singapore	LIFE TECHNOLOGIES HOLDING PTE LTD	Laboratory and Measuring and Observing and Testing Equipment	133,500.00
Somalia	WARSAME SAEED CONSTRUCTION COMPANY (WSCC)	Slaughter house equipment	675,002.32
South Africa	ANB VET CC	Veterinary medicines	182,600.00
South Africa	XCALLIBRE	Video and combination video, audio presentation equipment	30,070.75
Spain	BM GLOBAL BUSINESS SL	Centrifugal pumps	96,764.50
Spain	BM GLOBAL BUSINESS SL	Personal computers	33,528.02
Spain	METALURGICAS HALBAR SL	Agriculture, forestry and garden handtools	82,049.60
Sweden	FOLLOWIT LINDESBERG AB	Satellite data reception and processing centre	47,988.00
Switzerland	CAMAG CHEMIE-ERZEUGNISSE UND ADSORPTIONSTECHNIK	Laboratory and Measuring and Observing and Testing Equipment	195,998.00
Syrian Arab Republic	GENERAL ORGANIZATION FOR FODDER	Animal feed	232,000.00
Syrian Arab Republic	GENERAL ORGANIZATION FOR FODDER	Animal feed	184,472.00
Syrian Arab Republic	GOSAPR	Barley seeds	212,745.10
Syrian Arab Republic	GOSAPR	Barley seeds	111,025.17
Uganda	QUALITY CHEMICALS LIMITED	Vaccines and sera for animals	63,750.00
Uganda	QUALITY CHEMICALS LIMITED	Vaccines, (ppr) peste des petit ruminants	31,875.00
United Arab Emirates	AL SHIRAWI ENTERPRISES LLC	Water pumps	101,490.00
United Arab Emirates	OKI GENERAL TRADING LLC	Minivans or vans	100,946.00
United Arab Emirates	OKI GENERAL TRADING LLC	Passenger saloons, 2WD	37,547.00
United Arab Emirates	STREIT GROUP FZE	Minivans or vans	105,550.00
United Arab Emirates	STREIT GROUP FZE	Station wagons	118,500.00
United Arab Emirates	UNITED MERCANTILE RESOURCES FZC	Transportation components and systems	71,300.00
United Kingdom	BIOLOGICAL DIAGNOSTIC SUPPLIES LIMITED	Laboratory and Measuring and Observing and Testing Equipment	41,335.46
United Kingdom	CTEQ LTD	Laboratory and Measuring and Observing and Testing Equipment	166,068.62
United Kingdom	CTEQ LTD	Laboratory and Measuring and Observing and Testing Equipment	34,237.52
United Kingdom	GREEN INK PUBLISHING SERVICES LTD	Printed publications	76,176.00
United Kingdom	MICRON SPRAYERS LIMITED	Safety apparel	32,471.45
United Kingdom	MICRON SPRAYERS LIMITED	Sprayers	82,728.56
United Kingdom	MICRON SPRAYERS LIMITED	Sprayers	82,071.68
United Kingdom	MICRON SPRAYERS LIMITED	Sprayers	56,580.37
United Kingdom	MICROSOFT IRELAND OPERATIONS LTD	Software	97,108.00
United Kingdom	NHBS LTD	Printed publications	30,761.90
United Kingdom (Gibraltar)	ARMoured PROJECT VEHICLES LTD (APV LTD)	Armoured 4x4 motor vehicles	799,186.62
United Kingdom (Gibraltar)	TOYOTA GIBRALTAR STOCKHOLDINGS LTD (TGS)	Armoured 4x4 motor vehicles	42,540.58
United Kingdom (Gibraltar)	TOYOTA GIBRALTAR STOCKHOLDINGS LTD (TGS)	Automobiles or cars	36,809.28
United Kingdom (Gibraltar)	TOYOTA GIBRALTAR STOCKHOLDINGS LTD (TGS)	Minivans or vans	50,281.51
United Kingdom (Gibraltar)	TOYOTA GIBRALTAR STOCKHOLDINGS LTD (TGS)	Passenger saloons, 2WD	39,218.90
United Kingdom (Gibraltar)	TOYOTA GIBRALTAR STOCKHOLDINGS LTD (TGS)	Passenger saloons, 2WD, diesel driven	176,815.51
United Kingdom (Gibraltar)	TOYOTA GIBRALTAR STOCKHOLDINGS LTD (TGS)	Passenger saloons, 2WD, diesel driven	32,922.75
United Kingdom (Gibraltar)	TOYOTA GIBRALTAR STOCKHOLDINGS LTD (TGS)	Passenger saloons, 2WD, diesel driven	32,593.11
United Kingdom (Gibraltar)	TOYOTA GIBRALTAR STOCKHOLDINGS LTD (TGS)	Passenger saloons, 2WD, petrol driven	75,314.65

## Major purchase orders by UN organization

AGENCY	Location of Supplier	Name of Supplier	Description of Goods	PO Value USD
<b>FAO continued</b>				
	United Kingdom (Gibraltar)	TOYOTA GIBRALTAR STOCKHOLDINGS LTD (TGS)	Station wagons	50,688.69
	United Kingdom (Gibraltar)	TOYOTA GIBRALTAR STOCKHOLDINGS LTD (TGS)	Station wagons	37,939.19
	United Kingdom (Gibraltar)	TOYOTA GIBRALTAR STOCKHOLDINGS LTD (TGS)	Station wagons	34,263.15
	United Kingdom (Gibraltar)	TOYOTA GIBRALTAR STOCKHOLDINGS LTD (TGS)	Station wagons, 4WD	141,382.00
	United Kingdom (Gibraltar)	TOYOTA GIBRALTAR STOCKHOLDINGS LTD (TGS)	Station wagons, 4WD	98,950.47
	United Kingdom (Gibraltar)	TOYOTA GIBRALTAR STOCKHOLDINGS LTD (TGS)	Station wagons, 4WD	98,950.47
	United Kingdom (Gibraltar)	TOYOTA GIBRALTAR STOCKHOLDINGS LTD (TGS)	Station wagons, 4WD	82,241.84
	United Kingdom (Gibraltar)	TOYOTA GIBRALTAR STOCKHOLDINGS LTD (TGS)	Station wagons, 4WD	73,898.62
	United Kingdom (Gibraltar)	TOYOTA GIBRALTAR STOCKHOLDINGS LTD (TGS)	Station wagons, 4WD	60,211.73
	United Kingdom (Gibraltar)	TOYOTA GIBRALTAR STOCKHOLDINGS LTD (TGS)	Station wagons, 4WD	53,603.45
	United Kingdom (Gibraltar)	TOYOTA GIBRALTAR STOCKHOLDINGS LTD (TGS)	Station wagons, 4WD	51,759.50
	United Kingdom (Gibraltar)	TOYOTA GIBRALTAR STOCKHOLDINGS LTD (TGS)	Station wagons, 4WD	49,475.24
	United Kingdom (Gibraltar)	TOYOTA GIBRALTAR STOCKHOLDINGS LTD (TGS)	Station wagons, 4WD	48,359.88
	United Kingdom (Gibraltar)	TOYOTA GIBRALTAR STOCKHOLDINGS LTD (TGS)	Station wagons, 4WD	35,674.70
	United Kingdom (Gibraltar)	TOYOTA GIBRALTAR STOCKHOLDINGS LTD (TGS)	Station wagons, 4WD, diesel driven	236,698.61
	United Kingdom (Gibraltar)	TOYOTA GIBRALTAR STOCKHOLDINGS LTD (TGS)	Station wagons, 4WD, diesel driven	75,515.42
	United Kingdom (Gibraltar)	TOYOTA GIBRALTAR STOCKHOLDINGS LTD (TGS)	Station wagons, 4WD, diesel driven	75,515.42
	United Kingdom (Gibraltar)	TOYOTA GIBRALTAR STOCKHOLDINGS LTD (TGS)	Station wagons, 4WD, diesel driven	48,470.96
	United Kingdom (Gibraltar)	TOYOTA GIBRALTAR STOCKHOLDINGS LTD (TGS)	Tires and tire tubes	79,028.96
	United States of America	ASTROPHYSICS INC	Security and control equipment	173,905.00
	United States of America	CITRIX SYSTEMS INC	Software	134,400.00
	United States of America	ESRI - ENVIRONMENTAL SYSTEMS RESEARCH INST., INC	Software	34,925.00
	United States of America	NOETIX UK LTD	Software	68,082.37
	United States of America	PLANSON INTERNATIONAL CO INC	Computers	157,904.00
	United States of America	PLANSON INTERNATIONAL CO INC	Laser printers	36,746.00
	United States of America	PLANSON INTERNATIONAL CO INC	Notebook computers	31,665.00
	United States of America	SEA-BIRD ELECTRONICS, INC.	Hydrological instruments	39,026.00
	United States of America	SKOLNIK INDUSTRIES INC	Tanks and cylinders and their accessories	86,930.00
	United States of America	SUNBURST SENSORS, LLC	Hydrological instruments	35,770.00
	United States of America	YSI INCORPORATED	Laboratory water purification equipment and supplies	34,458.00
	Zambia	HONDA ZAMBIA	Motorcycles	282,472.00
	Zimbabwe	NATIONAL FOODS OPERATIONS LIMITED	Animal feed	832,500.00
<b>IAEA</b>				
	Argentina	DIOXITEK S.A.	Isotopes, Radioactive, Large Source	47,995.09
	Australia	Ingham Institute	Software licenses, installation, and maintenance	139,744.96
	Austria	A1 Telekom Austria AG	Computer network equipment and services.	698,588.18
	Austria	A1 Telekom Austria AG	Computer network equipment and services.	105,230.30
	Austria	A1 Telekom Austria AG	Computer network equipment and services.	80,497.63
	Austria	A1 Telekom Austria AG	IT Equipment, Special Purpose	52,590.28
	Austria	ACP IT Solutions GmbH	Computer network equipment and services.	150,914.90
	Austria	ACP IT Solutions GmbH	Computer network equipment and services.	144,941.82
	Austria	ACP IT Solutions GmbH	Computer network equipment and services.	127,604.22
	Austria	ACP IT Solutions GmbH	Computer network equipment and services.	38,207.84
	Austria	ACP IT Solutions GmbH	IT Equipment, Special Purpose	199,821.36
	Austria	ACP IT Solutions GmbH	IT Equipment, Special Purpose	87,508.66
	Austria	ACP IT Solutions GmbH	IT Equipment, Special Purpose	35,998.87
	Austria	ACP IT Solutions GmbH	Software licenses, installation, and maintenance	37,458.21
	Austria	ACP IT Solutions GmbH	Software licenses, installation, and maintenance	32,192.69
	Austria	ACP IT Solutions GmbH	Software licenses, installation, and maintenance	30,828.59
	Austria	AMEX EXPORT-IMPORT Ges.m.b.H.	Computer network equipment and services.	50,129.45
	Austria	BACHER SYSTEMS EDV GmbH	Computer network equipment and services.	46,006.86
	Austria	BACHER SYSTEMS EDV GmbH	IT Equipment, Special Purpose	102,092.15
	Austria	BACHER SYSTEMS EDV GmbH	IT Equipment, Special Purpose	41,130.93
	Austria	BACHER SYSTEMS EDV GmbH	Software licenses, installation, and maintenance	76,035.86
	Austria	BACHER SYSTEMS EDV GmbH	Software licenses, installation, and maintenance	39,439.78
	Austria	Bechtle GmbH IT-Systemhaus Wien	Personal computers (PC), general purpose (SG Only)	54,007.72
	Austria	BIO-RAD Laboratories Ges.m.b.H.	Laboratory equipment and supplies.	41,807.76
	Austria	Bruker Austria GmbH	X-ray equipment	182,854.69
	Austria	Bull GmbH	IT Equipment, Special Purpose	134,054.86
	Austria	CA Software Isterreich GmbH	Software licenses, installation, and maintenance	74,582.08
	Austria	CANBERRA PACKARD Central Europe GmbH	Dosimetry Equipment	40,697.39
	Austria	CANBERRA PACKARD Central Europe GmbH	Dosimetry Equipment	39,273.90
	Austria	CANBERRA PACKARD Central Europe GmbH	Electronics.	32,958.08
	Austria	CANBERRA PACKARD Central Europe GmbH	Medical and Surgical Equipment and Orthopaedic Appliances	36,221.17
	Austria	CANBERRA PACKARD Central Europe GmbH	Nuclear medicine and radiology QA equipment	125,413.63
	Austria	CANBERRA PACKARD Central Europe GmbH	Radiation detectors and monitors - General.	115,010.72
	Austria	CANBERRA PACKARD Central Europe GmbH	Radiation detectors and monitors - General.	93,574.80
	Austria	CANBERRA PACKARD Central Europe GmbH	Radiation detectors and monitors - General.	89,382.77
	Austria	CANBERRA PACKARD Central Europe GmbH	Radiation detectors and monitors - General.	47,295.33
	Austria	CANBERRA PACKARD Central Europe GmbH	Radiation detectors and monitors - General.	47,215.06
	Austria	CANBERRA PACKARD Central Europe GmbH	Radiation detectors and monitors - General.	44,003.43
	Austria	CANBERRA PACKARD Central Europe GmbH	Radiation detectors and monitors - General.	41,560.22
	Austria	CANBERRA PACKARD Central Europe GmbH	Radiation detectors and monitors - General.	33,806.26
	Austria	CANBERRA PACKARD Central Europe GmbH	Spectrometer.	81,024.43
	Austria	CANBERRA PACKARD Central Europe GmbH	Spectrometer.	43,939.13
	Austria	Cappemini Consulting Isterreich AG	Software licenses, installation, and maintenance	188,962.71
	Austria	Cappemini Consulting Isterreich AG	Software licenses, installation, and maintenance	66,127.30
	Austria	Chalupa Einrichtungsgesellschaft m.b.H./Office Concepts	Furniture, office and industrial	168,246.89
	Austria	Convera Ges.m.b.H.	Software licenses, installation, and maintenance	77,153.88
	Austria	Core Tec IT Security Solutions GmbH	IT Equipment, Special Purpose	88,649.51
	Austria	dhs ELMEA tools GmbH	Non-destructive testing equipment.	69,438.49
	Austria	Diouhy GmbH	Vehicles	145,111.02
	Austria	Elekta GmbH	Accelerator, medical/linear	926,841.83
	Austria	Elekta GmbH	Accelerator, medical/linear	868,150.88
	Austria	Elekta GmbH	Accelerator, medical/linear	688,237.03
	Austria	Elekta GmbH	Radiotherapy Equipment - Brachytherapy Equipment	60,025.72
	Austria	ELIMPEX Medizintechnik Ges.m.b.H.	Radiation detectors and monitors - General.	38,488.21
	Austria	Euromsoft - Digital Medien & Software	Software licenses, installation, and maintenance	30,861.55
	Austria	Fisher Scientific GmbH	Spectrometer.	110,031.72
	Austria	Hemmer Pruefgerate-Vertrieb	Non-destructive testing equipment.	39,886.59
	Austria	HVD Life Science Vertriebs GmbH	Laboratory equipment and supplies.	43,190.74
	Austria	IB-Berner GmbH	Machinery, Special Purpose	40,572.65
	Austria	IBM Oesterreich Internationale Bueromaschinen GmbH	Software licenses, installation, and maintenance	294,141.45
	Austria	IBM Oesterreich Internationale Bueromaschinen GmbH	Software licenses, installation, and maintenance	34,800.26
	Austria	IMTECH ICT Austria GmbH	Software licenses, installation, and maintenance	32,614.10
	Austria	IVELLIO-VELLIN	Personal computers (PC), general purpose (SG Only)	207,029.58
	Austria	IVELLIO-VELLIN	Personal computers (PC), general purpose (SG Only)	103,514.79
	Austria	IVELLIO-VELLIN	Personal computers (PC), general purpose (SG Only)	103,514.79
	Austria	IVELLIO-VELLIN	Personal computers (PC), general purpose (SG Only)	103,514.79
	Austria	IVELLIO-VELLIN	Personal computers (PC), general purpose (SG Only)	42,666.10
	Austria	IVELLIO-VELLIN	Personal computers (PC), general purpose (SG Only)	41,650.24
	Austria	IVELLIO-VELLIN	Personal computers (PC), general purpose (SG Only)	39,618.52
	Austria	IVELLIO-VELLIN	Personal computers (PC), general purpose (SG Only)	38,602.66
	Austria	IVELLIO-VELLIN	Personal computers (PC), general purpose (SG Only)	32,636.09
	Austria	Kaleidoscope Communications Solutions	Software licenses, installation, and maintenance	45,006.43
	Austria	Kapsch BusinessCom AG	Electronics.	180,633.30
	Austria	Kapsch BusinessCom AG	Electronics.	101,836.69
	Austria	Kapsch BusinessCom AG	Electronics.	57,608.23
	Austria	Kapsch BusinessCom AG	Electronics.	31,723.10
	Austria	Kapsch BusinessCom AG	Software licenses, installation, and maintenance	85,519.53
	Austria	KLUWES Handels- und Service GmbH	Office machines - specialized	34,842.69
	Austria	Kolbinger Electronic	Electronics.	38,526.66
	Austria	LB-electronics Ges.m.b.H.	IT Equipment, Special Purpose	189,543.93
	Austria	LifeTech Austria Zweigniederlassung	Laboratory equipment and supplies.	79,903.77



## Major purchase orders by UN organization

AGENCY			PO Value
Location of Supplier	Name of Supplier	Description of Goods	USD
<b>IAEA continued</b>			
Austria	Lindeberg GmbH	Electronics.	63,750.71
Austria	MEET Instruments GmbH	Radiation detectors and monitors - General.	132,030.86
Austria	MEET Instruments GmbH	Radiation detectors and monitors - General.	86,113.95
Austria	MEET Instruments GmbH	Radiation detectors and monitors - General.	38,460.69
Austria	Metalldruckerei Bartonek und Schober GmbH	Radiation protection equipment	43,720.53
Austria	METTLER-TOLEDO Ges.m.b.H.	Non-destructive testing equipment.	30,861.55
Austria	Minerva Wissenschaftliche Buchhandlung	Books and Publications.	64,811.21
Austria	Mondi Paper Sales GmbH	Paper, printing and copying	53,945.27
Austria	NTS Netzwerk Telekom Service AG	Software licenses, installation, and maintenance	101,763.39
Austria	Open Text Software GmbH	Software licenses, installation, and maintenance	31,890.27
Austria	ORACLE GmbH	Software licenses, installation, and maintenance	382,531.25
Austria	ORACLE GmbH	Software licenses, installation, and maintenance	293,262.79
Austria	ORACLE GmbH	Software licenses, installation, and maintenance	147,066.88
Austria	ORACLE GmbH	Software licenses, installation, and maintenance	39,728.05
Austria	Otto SAUSENG GmbH	Electronics.	101,296.61
Austria	Porsche Inter Auto GmbH & Co KG ZNL Smoliner Wien	Vehicles	42,461.41
Austria	ROCHE DIAGNOSTICS GMBH	Laboratory equipment and supplies.	49,507.07
Austria	S and T Austria GmbH	Software licenses, installation, and maintenance	142,114.50
Austria	S and T Austria GmbH	Software licenses, installation, and maintenance	38,720.96
Austria	SAS Institute Software GmbH	Software licenses, installation, and maintenance	36,614.02
Austria	SCHMIDBERGER ELEKTRO Ges.m.b.H.	Electronics.	92,488.21
Austria	SCHMIDBERGER ELEKTRO Ges.m.b.H.	Electronics.	62,486.93
Austria	Shimadzu Handelsgesellschaft mbH	Chromatographic equipment	47,672.31
Austria	Shimadzu Handelsgesellschaft mbH	Laboratory equipment and supplies.	102,628.87
Austria	Shimadzu Handelsgesellschaft mbH	Laboratory equipment and supplies.	49,181.50
Austria	Shimadzu Handelsgesellschaft mbH	Laboratory equipment and supplies.	31,161.55
Austria	Shimadzu Handelsgesellschaft mbH	Spectrometer.	76,323.59
Austria	Sitexs-Databusiness IT Solutions GmbH	Safeguards Inspection Equipment	55,942.99
Austria	Sitexs-Databusiness IT Solutions GmbH	Safeguards Inspection Equipment	42,774.11
Austria	Sitexs-Databusiness IT Solutions GmbH	Safeguards Inspection Equipment	42,774.11
Austria	Sitexs-Databusiness IT Solutions GmbH	Safeguards Inspection Equipment	41,189.88
Austria	Sitexs-Databusiness IT Solutions GmbH	Safeguards Inspection Equipment	39,605.66
Austria	Sitexs-Databusiness IT Solutions GmbH	Safeguards Inspection Equipment	39,605.66
Austria	Sitexs-Databusiness IT Solutions GmbH	Software licenses, installation, and maintenance	40,478.78
Austria	SOFTWARE AG	Software licenses, installation, and maintenance	298,214.76
Austria	STOW GmbH AUSTRIA	Laboratory equipment and supplies.	87,441.06
Austria	Syrch and Partner Informatik KEGA	Software licenses, installation, and maintenance	51,435.92
Austria	TecBit Handelsgesellschaft m.b.H	Electronics.	32,872.70
Austria	TECHO GmbH	Furniture, office and industrial	161,593.66
Austria	Thermo Fisher Scientific Messtechnik GmbH	Laboratory equipment and supplies - specialized	548,821.26
Austria	Thermo Fisher Scientific Messtechnik GmbH	Laboratory equipment and supplies.	140,690.10
Austria	Thermo Fisher Scientific Messtechnik GmbH	Spectrometer.	58,508.36
Austria	THP Medical Products Vertriebs GmbH	Isotopes, Radioactive	54,650.66
Austria	Trinas Handels GmbH	Laboratory equipment and supplies - specialized	121,195.89
Austria	Wolfgang Denzel	Vehicles	51,435.92
Austria	XEROX Austria GmbH	Photocopiers	37,927.56
Austria	XEROX Austria GmbH	Photocopiers	30,342.05
Belgium	IBA Molecular	Laboratory equipment and supplies.	137,103.73
Belgium	IBA Molecular	Laboratory equipment and supplies.	104,441.92
Belgium	SDV Belgium	Entomological equipment - specialized	65,607.90
Brazil	SERMATEC LTDA	Reactor equipment and fuel	80,082.15
Burkina Faso	CIRDES-Centre international de Recherche-Developpement	Laboratory equipment and supplies - specialized	30,700.81
Canada	Best Theratronics Ltd.	Isotopes, Radioactive	256,257.62
Canada	Best Theratronics Ltd.	Isotopes, Radioactive, Large Source	139,736.10
Canada	BOT ENGINEERING Ltd	Radiation detectors and monitors - General.	79,211.32
Canada	BOT ENGINEERING Ltd	Radiation detectors and monitors - General.	49,513.50
Canada	BOT ENGINEERING Ltd	Radiation detectors and monitors - General.	34,582.88
Canada	BOT ENGINEERING Ltd	Radiation detectors and monitors - General.	32,087.91
Canada	BOT ENGINEERING Ltd	Safeguards Inspection Equipment	533,969.14
Canada	Channel Systems Incorporated	Safeguards Inspection Equipment	268,228.08
Canada	Computron Systems International Canada	IT Equipment, Special Purpose	55,369.02
Canada	Entrust Ltd.	Software licenses, installation, and maintenance	31,592.67
Canada	SEASTAR CHEMICALS	Laboratory equipment and supplies - specialized	50,669.47
China	Earth Products China Ltd.	Non-destructive testing equipment.	128,589.80
Czech Republic	UJP Praha a.s.	Laboratory equipment and supplies.	60,403.77
Denmark	Danoffice Ltd	IT Equipment, Special Purpose	42,559.04
Denmark	Secunia ApS	Software licenses, installation, and maintenance	90,012.86
Egypt	Aqitech - Arabian Group for Integrated Technologies	Laboratory equipment and supplies.	101,236.97
Egypt	Aqitech - Arabian Group for Integrated Technologies	Spectrometer.	30,548.04
Ethiopia	ABYSSINIAN Flight Services PLC.	Transport Equipment	105,315.05
Ethiopia	ABYSSINIAN Flight Services PLC.	Vehicles	105,315.05
Finland	Varian Medical Systems - Finland	Therapy planning systems	51,435.92
France	ALGADE	Laboratory equipment and supplies.	54,182.60
France	Altaix Systems	Laboratory equipment and supplies - specialized	48,414.06
France	Carl Zeiss s.a.s.	Electron microscope	269,652.81
France	CortechNet	Laboratory equipment and supplies - specialized	30,861.55
France	Detec Europe	Radiation detectors and monitors - General.	160,094.30
France	Eurware SA	Software licenses, installation, and maintenance	189,937.42
France	Landauer Europe	Dosimetry Equipment	82,153.45
France	Landauer Europe	Dosimetry Equipment	62,322.02
France	Landauer Europe	Dosimetry Equipment	60,933.46
Germany	Analyticon Instruments GmbH	Spectrometer.	59,408.49
Germany	Analytik Jena AG	Spectrometer.	90,409.88
Germany	AXO DRESDEN GmbH	X-ray equipment	100,820.83
Germany	DMT Druckmesstechnik GmbH	Electronics.	116,078.01
Germany	Dr. NEUMANN Elektronik GmbH	Safeguards Inspection Equipment	2,343,171.02
Germany	Duran Group GmbH	Laboratory equipment and supplies - specialized	37,004.67
Germany	Eckert und Ziegler BEBIG GmbH	Radiotherapy Equipment - Brachytherapy Equipment	174,981.14
Germany	Eckert und Ziegler Eurotope GmbH	Laboratory equipment and supplies - specialized	154,803.60
Germany	Entrust Ltd.	Operations general supplies.	31,494.86
Germany	Expeditionstechnik Daerr GmbH	Electronics.	58,463.80
Germany	FARO EUROPE GmbH and Co. KG	Office machines - specialized	35,215.60
Germany	FCI Frenzel Consulting and Instruments	Laboratory equipment and supplies.	90,012.86
Germany	FLIR Radiation	Radiation detectors and monitors - General.	122,134.59
Germany	FLIR Radiation	Safeguards Inspection Equipment	97,604.80
Germany	FLIR Radiation	Safeguards Inspection Equipment	85,404.20
Germany	Gamma-Service Recycling GmbH	Dosimetry Equipment	122,160.31
Germany	Gamma-Service Recycling GmbH	Entomological equipment - specialized	152,764.68
Germany	Gamma-Service Recycling GmbH	Isotopes, Radioactive, Large Source	358,508.36
Germany	GBS Elektronik GmbH	Electronics.	36,956.71
Germany	GBS Elektronik GmbH	Safeguards Inspection Equipment	130,449.72
Germany	Geradts GmbH	Laboratory equipment and supplies - specialized	57,448.78
Germany	HOWA Parts Berkili Maschinen Joachim Hollmann	Agricultural Equipment	34,333.48
Germany	IBA DOSIMETRY GmbH	Radiation detectors and monitors - General.	93,964.23
Germany	IBA DOSIMETRY GmbH	Radiation detectors and monitors - General.	35,778.83
Germany	IKA-Werke GmbH & Co. KG	Laboratory equipment and supplies - specialized	70,724.39
Germany	ION-TOF GmbH	Spectrometers, mass	353,621.95
Germany	IT-CUBE SYSTEMS GmbH	Software licenses, installation, and maintenance	110,021.43
Germany	IT-CUBE SYSTEMS GmbH	Software licenses, installation, and maintenance	77,209.75
Germany	LABSCO Laboratory Supply Company GmbH&Co	Agricultural Equipment	158,586.33
Germany	LABSCO Laboratory Supply Company GmbH&Co	Entomological equipment - specialized	31,066.63
Germany	LABSCO Laboratory Supply Company GmbH&Co	Laboratory equipment and supplies.	111,864.65
Germany	LABSCO Laboratory Supply Company GmbH&Co	Laboratory equipment and supplies.	89,106.47

## Major purchase orders by UN organization

AGENCY			PO Value
Location of Supplier	Name of Supplier	Description of Goods	USD
IAEA continued			
Germany	LABSCO Laboratory Supply Company GmbH&Co	Laboratory equipment and supplies.	71,854.27
Germany	LABSCO Laboratory Supply Company GmbH&Co	Laboratory equipment and supplies.	69,231.87
Germany	LABSCO Laboratory Supply Company GmbH&Co	Laboratory equipment and supplies.	58,761.18
Germany	LABSCO Laboratory Supply Company GmbH&Co	Laboratory equipment and supplies.	46,221.44
Germany	LABSCO Laboratory Supply Company GmbH&Co	Laboratory equipment and supplies.	44,068.05
Germany	LABSCO Laboratory Supply Company GmbH&Co	Laboratory equipment and supplies.	39,025.58
Germany	LABSCO Laboratory Supply Company GmbH&Co	Laboratory equipment and supplies.	30,250.21
Germany	LABSCO Laboratory Supply Company GmbH&Co	Nuclear medicine and radiology QA equipment	40,745.08
Germany	Leica Microsysteme Vertrieb GmbH - DSA	Entomological equipment - specialized	46,969.43
Germany	Meta Systems GmbH	Laboratory equipment and supplies.	121,260.18
Germany	MVC Mobile VideoCommunication AG	Electronics.	124,504.91
Germany	Open Text Software GmbH	Software licenses, installation, and maintenance	182,927.54
Germany	RadPro International GmbH	Dosimetry Equipment	124,899.27
Germany	RadPro International GmbH	Dosimetry Equipment	48,354.91
Germany	Saphymo GmbH	Radiation detectors and monitors - General.	75,970.85
Germany	SIEMENS AG	Nuclear medicine and radiology QA equipment	116,929.79
Germany	SIEMENS AG	Nuclear medicine and radiology QA equipment	37,203.09
Germany	Springer Customer Service Center GmbH	Books and Publications.	68,055.89
Germany	Synthra GmbH	Laboratory equipment and supplies - specialized	124,732.10
Germany	THERMO ELECTRON ERLANGEN	Dosimetry Equipment	161,393.06
Germany	THERMO ELECTRON ERLANGEN	Dosimetry Equipment	161,393.06
Germany	THERMO ELECTRON ERLANGEN	Dosimetry Equipment	140,600.09
Germany	THERMO ELECTRON ERLANGEN	Laboratory equipment and supplies.	161,393.06
Germany	Thermo Fisher Scientific Messtechnik GmbH	Dosimetry Equipment	58,228.11
Germany	Thermo Fisher Scientific Messtechnik GmbH	Dosimetry Equipment	54,291.87
Germany	Thermo Fisher Scientific Messtechnik GmbH	Nuclear medicine and radiology QA equipment	57,931.03
Germany	Thermo Fisher Scientific Messtechnik GmbH	Radiation detectors and monitors - General.	130,982.21
Germany	Thermo Fisher Scientific Messtechnik GmbH	Radiation detectors and monitors - General.	40,348.83
Germany	Thermo Fisher Scientific Messtechnik GmbH	Radiation detectors and monitors - General.	33,808.83
Germany	Thermo Fisher Scientific Messtechnik GmbH	Radiation protection equipment	96,043.72
Germany	TQS Technical Quartz Solutions GmbH	Laboratory equipment and supplies - specialized	31,442.78
Germany	TSI GmbH	Laboratory equipment and supplies.	39,785.68
Germany	Unfors RaySafe GmbH	Dosimetry Equipment	35,490.78
Greece	Envirocoustics A.B.E.E.	Radiation detectors and monitors - General.	109,944.28
Hungary	Mediso Medical Imaging Systems	Gamma camera	673,296.19
Hungary	Mediso Medical Imaging Systems	Gamma camera	395,542.22
Hungary	Mediso Medical Imaging Systems	Gamma camera	50,150.02
Hungary	Mediso Medical Imaging Systems	Medical and Surgical Equipment and Orthopaedic Appliances	336,604.44
Hungary	Mediso Medical Imaging Systems	Medical and Surgical Equipment and Orthopaedic Appliances	335,712.77
Hungary	Mirrortron Ltd.	Radiation detectors and monitors - General.	127,303.90
India	SYMEC ENGINEERS (India) Pvt. Ltd.	Irradiators	31,766.82
Israel	Bio-Fly	Entomological equipment - specialized	172,824.69
Italy	Comecer S.P.A	Laboratory equipment and supplies - specialized	234,716.25
Italy	Comecer S.P.A	Laboratory equipment and supplies - specialized	98,795.54
Italy	Comecer S.P.A	Laboratory equipment and supplies.	66,866.70
Italy	Comecer S.P.A	Laboratory equipment and supplies.	66,866.70
Italy	Comecer S.P.A	Laboratory equipment and supplies.	66,866.70
Italy	Comecer S.P.A	Laboratory equipment and supplies.	66,866.70
Italy	Comecer S.P.A	Laboratory equipment and supplies.	66,866.70
Italy	Comecer S.P.A	Laboratory equipment and supplies.	66,866.70
Italy	COSMED Srl	Laboratory equipment and supplies.	61,080.15
Italy	Milestone S.R.L.	Laboratory equipment and supplies.	36,937.82
Italy	Milestone S.R.L.	Laboratory equipment and supplies.	36,265.08
Italy	Milestone S.R.L.	Spectrophotometers	35,942.89
Italy	Perkin Elmer Italia S.p.A.	Laboratory equipment and supplies.	94,068.84
Japan	Chiyoeda Technol Corporation	Dosimetry Equipment	163,164.15
Japan	Kurhalant Co., Limited	Electronics.	38,018.23
Japan	SEISHIN Trading Co., Ltd.	Laboratory equipment and supplies - specialized	48,268.64
Mexico	EQCILAB, S.A. de C.V.	Laboratory equipment and supplies.	30,337.32
Mexico	EQCILAB, S.A. de C.V.	Spectrometer.	30,123.88
Mexico	GRUPO KB DE MEXICO, S.A. DE C.V.	Non-destructive testing equipment.	85,158.72
Netherlands	CIVCO Medical Solutions	Machinery, Special Purpose	30,593.75
Netherlands	Nucletron International B. V.	Isotopes, Radioactive	88,723.41
Netherlands	PANalytical B.V.	Spectrometer.	84,997.86
Netherlands	ScienceDirect Elsevier	Books and Publications.	96,442.35
Netherlands	Scionix Holland BV	Radiation detectors and monitors - General.	87,749.68
Netherlands	Von Gahlen Nederland BV	Hot Cell Devices	177,453.92
Netherlands	Von Gahlen Nederland BV	Laboratory equipment and supplies.	158,101.16
Netherlands	Von Gahlen Nederland BV	Laboratory equipment and supplies.	148,495.50
Netherlands	Von Gahlen Nederland BV	Radiation protection equipment	79,725.68
Poland	Science and Engineering Int.Spolka Z.O.O	Software licenses, installation, and maintenance	30,861.55
Republic of Korea	EB-Tech Co.,Ltd	Laboratory equipment and supplies.	73,392.63
Russian Federation	Aspect Scientific Production Center	Radiation portal monitors	484,120.02
Russian Federation	Aspect Scientific Production Center	Radiation portal monitors	374,061.29
Russian Federation	Aspect Scientific Production Center	Radiation portal monitors	192,829.40
Russian Federation	Scientific Engineering Center Nuclear Physics Researches	Radiation portal monitors	181,890.27
Russian Federation	Scientific Engineering Center Nuclear Physics Researches	Radiation portal monitors	180,019.29
Russian Federation	SEISMICSYSTEM Ltd	Electronics.	73,669.15
Russian Federation	Sosny	Electronics.	137,126.36
Senegal	United Nations Development Program	Vehicles	57,361.68
Serbia	DONAU LAB	Laboratory equipment and supplies.	54,190.31
Slovakia	MORO	Entomological equipment - specialized	43,924.99
Spain	SATEC Sistemas Avanzados de Tecnologia	Software licenses, installation, and maintenance	91,109.16
Spain	T+CNICAS RADIOF-SICAS, S.L.	Therapy planning systems	69,901.41
Sweden	Facilia AB	Software licenses, installation, and maintenance	164,594.94
Sweden	Scandpower AB	Software licenses, installation, and maintenance	66,249.46
Switzerland	Convera Ges.m.b.H.	Software licenses, installation, and maintenance	55,904.41
Thailand	Berli Jucker Public Company Limited	Laboratory equipment and supplies.	67,284.61
United Kingdom	AMETEK Advanced Measurement Technology	Radiation detectors and monitors - General.	92,372.08
United Kingdom	Axios Systems Plc	Software licenses, installation, and maintenance	83,912.56
United Kingdom	Axios Systems Plc	Software licenses, installation, and maintenance	62,957.77
United Kingdom	Babcock Nuclear Ltd	Electronics.	166,317.60
United Kingdom	BYG Systems Ltd.	Software licenses, installation, and maintenance	259,661.38
United Kingdom	CROFT ASSOCIATES Ltd.	Radiation protection equipment	42,813.97
United Kingdom	Elsevier EMEA	Books and Publications.	176,168.02
United Kingdom	Iatros Ltd	Entomological equipment - specialized	205,950.28
United Kingdom	Inkuttun Europe Ltd	Electronics.	37,362.79
United Kingdom	Isograph Ltd.	Software licenses, installation, and maintenance	40,494.98
United Kingdom	MDC Vacuum Limited	Laboratory equipment and supplies - specialized	38,973.00
United Kingdom	Microsoft (Ireland)	Software licenses, installation, and maintenance	534,213.09
United Kingdom	Microsoft (Ireland)	Software licenses, installation, and maintenance	485,886.64
United Kingdom	Microsoft (Ireland)	Software licenses, installation, and maintenance	481,469.69
United Kingdom	Microsoft (Ireland)	Software licenses, installation, and maintenance	61,509.43
United Kingdom	Microsoft (Ireland)	Software licenses, installation, and maintenance	119,676.19
United Kingdom	Microsoft (Ireland)	Software licenses, installation, and maintenance	118,588.21
United Kingdom	Microsoft (Ireland)	Software licenses, installation, and maintenance	100,824.37
United Kingdom	Microsoft (Ireland)	Software licenses, installation, and maintenance	36,593.02
United Kingdom	Microsoft (Ireland)	Software licenses, installation, and maintenance	36,260.36
United Kingdom	MIRION TECHNOLOGIES IST	Safeguards Inspection Equipment	32,179.60
United Kingdom	Wagtech Projects Ltd.	Agricultural Equipment	41,873.30
United Kingdom	Wagtech Projects Ltd.	Laboratory equipment and supplies - specialized	63,190.94
United Kingdom	Wagtech Projects Ltd.	Laboratory equipment and supplies - specialized	54,058.12
United Kingdom	Wagtech Projects Ltd.	Laboratory equipment and supplies - specialized	39,870.41



## Major purchase orders by UN organization

AGENCY			PO Value
Location of Supplier	Name of Supplier	Description of Goods	USD
<b>IAEA continued</b>			
United Kingdom	Wagtech Projects Ltd.	Laboratory equipment and supplies - specialized	39,312.34
United Kingdom	Wagtech Projects Ltd.	Laboratory equipment and supplies - specialized	34,939.39
United Kingdom	Wagtech Projects Ltd.	Laboratory equipment and supplies.	128,649.98
United Kingdom	Wagtech Projects Ltd.	Laboratory equipment and supplies.	63,756.40
United Kingdom	Wagtech Projects Ltd.	Laboratory equipment and supplies.	62,037.30
United Kingdom	Wagtech Projects Ltd.	Laboratory equipment and supplies.	51,656.75
United Kingdom	Wagtech Projects Ltd.	Laboratory equipment and supplies.	49,706.98
United Kingdom	Wagtech Projects Ltd.	Laboratory equipment and supplies.	47,284.56
United Kingdom	Wagtech Projects Ltd.	Laboratory equipment and supplies.	46,300.81
United Kingdom	Wagtech Projects Ltd.	Laboratory equipment and supplies.	46,170.00
United Kingdom	Wagtech Projects Ltd.	Laboratory equipment and supplies.	44,594.35
United Kingdom	Wagtech Projects Ltd.	Laboratory equipment and supplies.	42,102.01
United Kingdom	Wagtech Projects Ltd.	Laboratory equipment and supplies.	41,269.93
United Kingdom	Wagtech Projects Ltd.	Laboratory equipment and supplies.	38,712.72
United Kingdom	Wagtech Projects Ltd.	Laboratory equipment and supplies.	35,753.24
United Kingdom	Wagtech Projects Ltd.	Laboratory equipment and supplies.	31,611.59
United States of America	Applied Spectra, Inc.	Laboratory equipment and supplies.	549,033.43
United States of America	Canberra Industries, Inc.	Electronics.	928,257.61
United States of America	Canberra Industries, Inc.	Electronics.	131,356.97
United States of America	Canberra Industries, Inc.	Electronics.	38,541.26
United States of America	Canberra Industries, Inc.	Safeguards Inspection Equipment	1,225,949.42
United States of America	Charm Sciences, Inc.	Laboratory equipment and supplies.	56,764.56
United States of America	Charm Sciences, Inc.	Radiation detectors and monitors - General.	54,858.29
United States of America	CreoSalus Companies	Laboratory equipment and supplies - specialized	91,494.07
United States of America	GE REUTER-STOKES Inc.	Radiation detectors and monitors - General.	50,470.98
United States of America	Hopewell Designs Inc	Dosimetry Equipment	192,786.71
United States of America	Hopewell Designs Inc	Laboratory equipment and supplies.	184,986.85
United States of America	Hopewell Designs Inc	Laboratory equipment and supplies.	49,455.23
United States of America	Hopewell Designs Inc	Radiotherapy teletherapy - Cobalt-60 machine	41,681.17
United States of America	Miyachi Unitek Corporation	Radiotherapy Equipment - Brachytherapy Equipment	92,279.58
United States of America	Overwatch Systems, Ltd.	Software licenses, installation, and maintenance	78,430.13
United States of America	PHDs Company	Radiation detectors and monitors - General.	127,067.30
United States of America	PICARRO INC	Laboratory equipment and supplies.	48,910.61
United States of America	PICARRO INC	Spectrophotometers	64,240.38
United States of America	POINTE TECHNOLOGIES	Software licenses, installation, and maintenance	47,094.73
United States of America	QUAESTA Instruments, LLC	Radiation detectors and monitors - General.	138,813.33
United States of America	RAD SOURCE TECHNOLOGIES, Inc.	Laboratory equipment and supplies.	284,105.27
United States of America	Seneca Data Distributors, Inc.	Computer network equipment and services.	55,935.48
United States of America	Society of Nuclear Medicine/Molecular Image and Ing	Books and Publications.	37,823.40
United States of America	Thermo Scientific Portable Analytical Instruments Inc.	Spectrometer.	61,331.91
United States of America	Thomson Scientific Inc.	Books and Publications.	51,915.46
United States of America	United Nations Consortium	Books and Publications.	140,345.11
United States of America	Veris Technologies, Inc.	Agricultural Equipment	35,829.16
United States of America	Western Services Corporation	Agricultural Equipment	128,589.80
United States of America	Western Services Corporation	Software licenses, installation, and maintenance	128,589.80
United States of America	YFH, Inc. dba Aquila	Laboratory equipment and supplies - specialized	94,059.58
United States of America	YFH, Inc. dba Aquila	Safeguards Inspection Equipment	321,341.28
Viet Nam	Quochuy commerce and service company ltd	Laboratory equipment and supplies.	64,502.07
<b>IFAD</b>			
Denmark	DANOFFICE APS	IT equipment, machinery	40,068.00
Italy	CAMPUS SRL	Stationery articles n.e.c.	86,817.40
Italy	ERREBIAN SPA	Stationery articles n.e.c.	32,147.45
Italy	ERREBIAN SPA	Stationery articles n.e.c.	32,130.99
Italy	GILARDONI SPA	Surveillance/Control Systems	63,394.77
Italy	SAET SPA	Surveillance/Control Systems	39,232.75
Italy	SAET SPA	Surveillance/Control Systems	35,130.73
Italy	TOYOTA MOTOR ITALIA SPA	Motor vehicles, passenger, other	34,815.52
<b>ILO</b>			
Bangladesh	ADVANCE TECHNOLOGY CONSORTIUM	MINING, QUARRYING AND CONSTRUCTION MACHINERY AND PARTS THEREOF	312,600.00
Belgium	GTEX SPRL	AGRICULTURE MACHINERY AND PARTS THEREOF	102,045.00
Brazil	SAHARA TECNOLOGIA, MAQUINAS E EQUIPAMENTOS LTDA	MINING, QUARRYING AND CONSTRUCTION MACHINERY AND PARTS THEREOF	63,360.00
China	PEAK INTERNATIONAL TRADE (TIANJIN) CO., LTD.	MINING, QUARRYING AND CONSTRUCTION MACHINERY AND PARTS THEREOF	187,267.00
Denmark	ADVIZING IT	MICRO-COMPUTERS	266,700.00
Denmark	ADVIZING IT	MICRO-COMPUTERS	199,410.56
Denmark	ADVIZING IT	MICRO-COMPUTERS	181,996.27
Denmark	KJAER & KJAER	MOTOR VEHICLES AND PARTS AND ACCESSORIES THEREOF	50,450.00
Ethiopia	MOENCO	MOTOR VEHICLES AND PARTS AND ACCESSORIES THEREOF	34,186.00
Ethiopia	PT. Sinar Informedia System	MEASURING, CHECKING AND TESTING INSTRUMENTS AND APPLIANCES	70,841.00
Ethiopia	PT. Tisa	PROCESSING UNITS FOR EDP AND ACCESSORIES AND PARTS THEREOF	51,825.00
Germany	BMW-BAYERISCHE MOTOREN WERKE AG	MOTOR VEHICLES AND PARTS AND ACCESSORIES THEREOF	51,430.05
Germany	BOSS PRO-TEC	AGRICULTURE MACHINERY AND PARTS THEREOF	40,816.00
Germany	BOSS PRO-TEC	MINING, QUARRYING AND CONSTRUCTION MACHINERY AND PARTS THEREOF	153,033.81
Ireland	MICROSOFT IRELAND OPERATIONS LTD	SOFTWARE, COMPUTER, INCLUDING MANUALS	187,021.15
Japan	TOYOTA MOTOR CORPORATION	MOTOR VEHICLES AND PARTS AND ACCESSORIES THEREOF	51,638.16
Japan	TOYOTA MOTOR CORPORATION	MOTOR VEHICLES AND PARTS AND ACCESSORIES THEREOF	47,316.61
Netherlands	EBSCO SUBSCRIPTION SERV EUROPE	NEWSPAPERS, JOURNALS AND PERIODICALS	170,000.00
Palestine (State of)	ESSCO EDUCATIONAL SCIENTIFIC SUPPLIES CO. LTD	OFFICE AND ACCOUNTING MACHINERY	58,879.00
South Africa	MACCARTHY	MOTOR VEHICLES AND PARTS AND ACCESSORIES THEREOF	38,215.00
Switzerland	ANTALIS SA	PULP, PAPER AND PAPERBOARD	42,857.14
Switzerland	BELL SWITZERLAND	ELECTRICITY DISTRIBUTION OR CONTROL APPARATUS AND EQUIPMENT AND PARTS THEREOF	636,904.76
Switzerland	BUSINESS SUNRISE ENTERPRISE SOLUTIONS SARL	PROCESSING UNITS FOR EDP AND ACCESSORIES AND PARTS THEREOF	62,704.44
Switzerland	CONNECTIS AG	PROCESSING UNITS FOR EDP AND ACCESSORIES AND PARTS THEREOF	119,873.07
Switzerland	DANOFFICE SA	EXPENDABLES AND ACCESSORIES FOR USE WITH EDP EQUIPMENT	35,332.00
Switzerland	HEWLETT PACKARD (SUISSE) SARL	MICRO-COMPUTERS	230,447.06
Switzerland	HEWLETT PACKARD (SUISSE) SARL	MICRO-COMPUTERS	180,485.32
Switzerland	HEWLETT PACKARD (SUISSE) SARL	PROCESSING UNITS FOR EDP AND ACCESSORIES AND PARTS THEREOF	68,342.48
Switzerland	HEWLETT PACKARD (SUISSE) SARL	PROCESSING UNITS FOR EDP AND ACCESSORIES AND PARTS THEREOF	43,200.00
Switzerland	HEWLETT PACKARD (SUISSE) SARL	SOFTWARE, COMPUTER, INCLUDING MANUALS	134,640.70
Switzerland	HEWLETT PACKARD (SUISSE) SARL	STORAGE UNITS AND STORAGE MEDIA FOR EDP	649,779.87
Switzerland	HP INVENT (COMPAQ COMPUTER AG)	SOFTWARE, COMPUTER, INCLUDING MANUALS	41,635.51
Switzerland	IBM SCHWEIZ	IT EQUIPMENT	107,933.27
Switzerland	OEKOPACK AG	STATIONERY ARTICLES N.E.C.	48,964.29
Switzerland	SAS INSTITUTE	SOFTWARE, COMPUTER, INCLUDING MANUALS	41,666.67
Switzerland	SAS INSTITUTE	SOFTWARE, COMPUTER, INCLUDING MANUALS	41,071.43
Switzerland	XEROX AG	PAINTS AND VARNISHES AND RELATED PRODUCTS, INK, ETC	31,004.76
Thailand	WEGO TRADING CO., LTD	MOTOR VEHICLES AND PARTS AND ACCESSORIES THEREOF	307,850.00
Thailand	WEGO TRADING CO., LTD	MOTOR VEHICLES AND PARTS AND ACCESSORIES THEREOF	167,125.00
Timor-Leste	UD PALMA MTC	MOTOR VEHICLES AND PARTS AND ACCESSORIES THEREOF	44,500.00
United Kingdom	CONRICO INTERNATIONAL LTD.	MOTOR VEHICLES AND PARTS AND ACCESSORIES THEREOF	40,084.61
United Kingdom (Gibraltar)	TOYOTA GIBRAL TAR STOCKHOLDINGS LTD	MOTOR VEHICLES AND PARTS AND ACCESSORIES THEREOF	118,965.94
United Kingdom (Gibraltar)	TOYOTA GIBRAL TAR STOCKHOLDINGS LTD	MOTOR VEHICLES AND PARTS AND ACCESSORIES THEREOF	63,413.31
United Kingdom (Gibraltar)	TOYOTA GIBRAL TAR STOCKHOLDINGS LTD	MOTOR VEHICLES AND PARTS AND ACCESSORIES THEREOF	53,487.97
United Kingdom (Gibraltar)	TOYOTA GIBRAL TAR STOCKHOLDINGS LTD	MOTOR VEHICLES AND PARTS AND ACCESSORIES THEREOF	36,763.70
United Kingdom (Gibraltar)	TOYOTA GIBRAL TAR STOCKHOLDINGS LTD	MOTOR VEHICLES AND PARTS AND ACCESSORIES THEREOF	36,666.72
United States of America	UNITED NATIONS - NEW YORK	BOOKS, BROCHURES AND LEAFLETS, MAPS AND MUSIC	85,000.00
<b>ITC</b>			
China	TOP SOURCES TRADING LTD.	Special Purpose Equipment And Machinery Maintenance And Repair	38,036.00
Kenya	SEW-TECH (KENYA) LTD	Machinery, special purpose, other	39,652.00
Switzerland	DAN OFFICE SA	Computers, laptop/notebook	66,000.00
Switzerland	JAUSSI AUTOMOBILES SA	Motor vehicles, passenger, other	37,929.61
Switzerland	MIB SUISSE SA	Computers, laptop/notebook	72,574.81
United Kingdom	TOYOTA-GIBRAL TAR STOCKHOLDINGS LTD	Motor vehicles, passenger, other	34,885.16

## Major purchase orders by UN organization

AGENCY			PO Value
Location of Supplier	Name of Supplier	Description of Goods	USD
<b>ITU</b>			
Germany	REFLECT AG	Purchase computer software	31,994.30
Netherlands	UNI BUSINESS CENTRE BV	Purchase IT equipment	72,293.32
Switzerland	DANOFFICE	Purchase IT equipment	35,373.12
Switzerland	DELL SA	IS mat capitalized	98,431.36
Switzerland	DELL SA	IS mat capitalized	98,431.36
Switzerland	DELL SA	IS mat capitalized	98,431.36
Switzerland	DELL SA	IS mat capitalized	53,180.79
Switzerland	DELL SA	IS mat capitalized	32,116.17
Switzerland	DL- GROUPE GMG	Purchase IT equipment	208,347.25
Switzerland	ELECTROLUX PROFESSIONAL AG	Purchase machine and technical equipment	33,235.33
Switzerland	MIB SUISSE	Purchase IT equipment	177,798.21
Switzerland	POINTVUE Sari	Purchase IT equipment	32,659.13
Switzerland	SUNRISE COMMUNICATIONS AG	Purchase IT equipment	82,858.07
<b>OPCW</b>			
Germany	BLÜCHER GMBH	SAFETY CLOTHING AND HEADGEAR, OTHER	65,523.55
Germany	BRUKER DALTONIK GMBH	CHEMICAL DETECTION EQUIPMENT	37,065.79
Germany	BRUKER DALTONIK GMBH	CHEMICAL DETECTION EQUIPMENT	36,621.00
Netherlands	ALLTECH/APPLIED SCIENCE BV (GRACE)	SAMPLING DEVICES	33,881.58
Netherlands	CAMFIL B.V. - FARR	BAGS, PLASTIC	51,529.37
Netherlands	DETRON INFORMATION TECHNOLOGY BV-ICT SOLUTION	COMPUTERS, LAPTOP/NOTEBOOK	150,000.00
Netherlands	JOINT ANALYTICAL SYSTEMS BENELUX BV	GC/FTIR SPECTROPHOTOMETER SYSTEMS	171,600.00
Netherlands	JOINT ANALYTICAL SYSTEMS BENELUX BV (JSB)	LABORATORY CONSUMABLES	36,643.72
Netherlands	JOINT ANALYTICAL SYSTEMS BENELUX BV (JSB)	SUITCASES	113,785.97
Netherlands	JOINT ANALYTICAL SYSTEMS BENELUX BV (JSB)	LABORATORY INSTRUMENTS AND APPARATU	122,308.51
Netherlands	LYRECO NEDERLAND BV	CARTRIDGES FOR PRINTERS	36,363.64
Netherlands	LYRECO NEDERLAND BV	STATIONERY ARTICLES N.E.C.	34,432.67
Netherlands	RAE BENELUX BV-PROTECTIE DOOR DETECTIE	DOSIMETERS	46,547.37
Netherlands	TECHNISCH BUREAU JACOT B.V.	AUDIO VISUAL INSTALLATIONS	62,400.00
United Kingdom	SMITHS DETECTION WATFORD LTD.	CHEMICAL DETECTION EQUIPMENT	35,898.95
United States of America	GOLDEN ENGINEERING INC.	X-RAY GENERATORS FOR EXAMINING SUSP	126,513.16
<b>PAHO</b>			
Argentina	BIOGENESIS BAGO S.A.	VETERINARY VACCINE	303,065.00
Argentina	BIOGENESIS BAGO S.A.	VETERINARY VACCINE	303,065.00
Argentina	BIOGENESIS BAGO S.A.	VETERINARY VACCINE	303,065.00
Argentina	BIOGENESIS BAGO S.A.	VETERINARY VACCINE	303,065.00
Argentina	BIOGENESIS BAGO S.A.	VETERINARY VACCINE	303,065.00
Argentina	BIOGENESIS BAGO S.A.	VETERINARY VACCINE	303,065.00
Argentina	BIOGENESIS BAGO S.A.	VETERINARY VACCINE	303,065.00
Argentina	BIOGENESIS BAGO S.A.	VETERINARY VACCINE	303,065.00
Argentina	BIOGENESIS BAGO S.A.	VETERINARY VACCINE	303,065.00
Argentina	BIOGENESIS BAGO S.A.	VETERINARY VACCINE	303,065.00
Argentina	BIOGENESIS BAGO S.A.	VETERINARY VACCINE	303,065.00
Argentina	BIOGENESIS BAGO S.A.	VETERINARY VACCINE	303,065.00
Argentina	GADOR S.A.	ANTIRETROVIRAL AGENTS	100,249.28
Argentina	GADOR S.A.	ANTIRETROVIRAL AGENTS	98,910.25
Argentina	LABORATORIO LEMOS S. R. L	DIAGNOSTIC TEST KITS	32,827.60
Australia	INVERNESS MEDICAL AUSTRALIA PTY LTD	DIAGNOSTIC TEST KITS	537,011.25
Australia	INVERNESS MEDICAL AUSTRALIA PTY LTD	DIAGNOSTIC TEST KITS	537,011.25
Australia	INVERNESS MEDICAL AUSTRALIA PTY LTD	DIAGNOSTIC TEST KITS	537,011.25
Australia	INVERNESS MEDICAL AUSTRALIA PTY LTD	DIAGNOSTIC TEST KITS	50,785.00
Australia	INVERNESS MEDICAL AUSTRALIA PTY LTD	DIAGNOSTIC TEST KITS	50,785.00
Australia	INVERNESS MEDICAL AUSTRALIA PTY LTD	DIAGNOSTIC TEST KITS	50,785.00
Belgium	GLAXOSMITHKLINE BIOLOGICA	VACCINE	14,354,586.40
Belgium	GLAXOSMITHKLINE BIOLOGICA	VACCINE	14,354,486.40
Belgium	GLAXOSMITHKLINE BIOLOGICA	VACCINE	14,353,586.40
Belgium	GLAXOSMITHKLINE BIOLOGICA	VACCINE	14,317,714.24
Belgium	GLAXOSMITHKLINE BIOLOGICA	VACCINE	9,799,585.36
Belgium	GLAXOSMITHKLINE BIOLOGICA	VACCINE	9,484,961.80
Belgium	GLAXOSMITHKLINE BIOLOGICA	VACCINE	7,390,900.00
Belgium	GLAXOSMITHKLINE BIOLOGICA	VACCINE	5,580,346.00
Belgium	GLAXOSMITHKLINE BIOLOGICA	VACCINE	4,442,970.00
Belgium	GLAXOSMITHKLINE BIOLOGICA	VACCINE	3,697,300.00
Belgium	GLAXOSMITHKLINE BIOLOGICA	VACCINE	2,957,480.00
Belgium	GLAXOSMITHKLINE BIOLOGICA	VACCINE	2,957,280.00
Belgium	GLAXOSMITHKLINE BIOLOGICA	VACCINE	2,640,191.00
Belgium	GLAXOSMITHKLINE BIOLOGICA	VACCINE	2,470,192.88
Belgium	GLAXOSMITHKLINE BIOLOGICA	VACCINE	2,227,260.00
Belgium	GLAXOSMITHKLINE BIOLOGICA	VACCINE	1,875,625.00
Belgium	GLAXOSMITHKLINE BIOLOGICA	VACCINE	1,871,625.00
Belgium	GLAXOSMITHKLINE BIOLOGICA	VACCINE	1,868,225.00
Belgium	GLAXOSMITHKLINE BIOLOGICA	VACCINE	1,795,990.00
Belgium	GLAXOSMITHKLINE BIOLOGICA	VACCINE	1,794,339.60
Belgium	GLAXOSMITHKLINE BIOLOGICA	VACCINE	1,479,850.00
Belgium	GLAXOSMITHKLINE BIOLOGICA	VACCINE	1,350,030.00
Belgium	GLAXOSMITHKLINE BIOLOGICA	VACCINE	1,126,170.00
Belgium	GLAXOSMITHKLINE BIOLOGICA	VACCINE	1,121,125.00
Belgium	GLAXOSMITHKLINE BIOLOGICA	VACCINE	1,047,790.00
Belgium	GLAXOSMITHKLINE BIOLOGICA	VACCINE	766,439.00
Belgium	GLAXOSMITHKLINE BIOLOGICA	VACCINE	750,790.00
Belgium	GLAXOSMITHKLINE BIOLOGICA	VACCINE	730,870.50
Belgium	GLAXOSMITHKLINE BIOLOGICA	VACCINE	689,800.00
Belgium	GLAXOSMITHKLINE BIOLOGICA	VACCINE	664,628.00
Belgium	GLAXOSMITHKLINE BIOLOGICA	VACCINE	646,080.00
Belgium	GLAXOSMITHKLINE BIOLOGICA	VACCINE	613,150.00
Belgium	GLAXOSMITHKLINE BIOLOGICA	VACCINE	564,237.50
Belgium	GLAXOSMITHKLINE BIOLOGICA	VACCINE	499,885.84
Belgium	GLAXOSMITHKLINE BIOLOGICA	VACCINE	443,125.00
Belgium	GLAXOSMITHKLINE BIOLOGICA	VACCINE	423,720.55
Belgium	GLAXOSMITHKLINE BIOLOGICA	VACCINE	405,775.00
Belgium	GLAXOSMITHKLINE BIOLOGICA	VACCINE	399,843.90
Belgium	GLAXOSMITHKLINE BIOLOGICA	VACCINE	394,803.15
Belgium	GLAXOSMITHKLINE BIOLOGICA	VACCINE	305,983.65
Belgium	GLAXOSMITHKLINE BIOLOGICA	VACCINE	304,140.00
Belgium	GLAXOSMITHKLINE BIOLOGICA	VACCINE	298,940.00
Belgium	GLAXOSMITHKLINE BIOLOGICA	VACCINE	296,068.00
Belgium	GLAXOSMITHKLINE BIOLOGICA	VACCINE	260,026.35
Belgium	GLAXOSMITHKLINE BIOLOGICA	VACCINE	228,709.90
Belgium	GLAXOSMITHKLINE BIOLOGICA	VACCINE	222,126.00
Belgium	GLAXOSMITHKLINE BIOLOGICA	VACCINE	172,925.00
Belgium	GLAXOSMITHKLINE BIOLOGICA	VACCINE	148,836.70
Belgium	GLAXOSMITHKLINE BIOLOGICA	VACCINE	102,410.96
Belgium	GLAXOSMITHKLINE BIOLOGICA	VACCINE	81,848.75
Belgium	GLAXOSMITHKLINE BIOLOGICA	VACCINE	74,432.00
Belgium	GLAXOSMITHKLINE BIOLOGICA	VACCINE	74,292.00
Belgium	GLAXOSMITHKLINE BIOLOGICA	VACCINE	70,549.43
Belgium	GLAXOSMITHKLINE BIOLOGICA	VACCINE	68,094.50
Belgium	GLAXOSMITHKLINE BIOLOGICA	VACCINE	59,525.00
Belgium	GLAXOSMITHKLINE BIOLOGICA	VACCINE	58,160.00
Belgium	GLAXOSMITHKLINE BIOLOGICA	VACCINE	45,341.00
Belgium	GLAXOSMITHKLINE BIOLOGICALS SA	VACCINE	2,142,260.32
Belgium	GLAXOSMITHKLINE BIOLOGICALS SA	VACCINE	133,765.44
Brazil	FIOTEC.	VACCINE	740,601.24
Brazil	FIOTEC.	VACCINE	598,048.55

## Major purchase orders by UN organization

AGENCY			PO Value
Location of Supplier	Name of Supplier	Description of Goods	USD
<b>PAHO continued</b>			
Brazil	FIOTEC.	VACCINE	347,131.11
Brazil	FIOTEC.	VACCINE	305,062.46
Brazil	FIOTEC.	VACCINE	247,590.00
Brazil	FIOTEC.	VACCINE	225,333.48
Brazil	FIOTEC.	VACCINE	205,092.90
Brazil	FIOTEC.	VACCINE	156,364.08
Brazil	FIOTEC.	VACCINE	132,680.92
Brazil	FIOTEC.	VACCINE	82,988.00
Brazil	FIOTEC.	VACCINE	82,680.00
Brazil	FIOTEC.	VACCINE	79,718.80
Brazil	LAFEPE.	CHAGAS	274,714.07
Brazil	LAFEPE.	CHAGAS	53,664.26
Brazil	RODAGRO COMERCIO E REPRESENTACOES LTDA	INSECTICIDES	1,828,450.00
Brazil	RODAGRO COMERCIO E REPRESENTACOES LTDA	INSECTICIDES	1,151,907.96
Brazil	SANOFI FARMACEUTICA LTDA.	ANTILEISHMANIASIS	251,028.53
Brazil	SANOFI FARMACEUTICA LTDA.	ANTILEISHMANIASIS	78,754.57
Canada	INTERVAX LIMITED.	VACCINE	86,322.25
Canada	INTERVAX LIMITED.	VACCINE	81,169.23
Canada	KRUG INC.	LOGISTICS	66,510.36
Canada	KRUG INC.	CHAIRS, OFFICE	164,218.91
Canada	KRUG INC.	CHAIRS, OFFICE	78,084.68
Canada	KRUG INC.	CHAIRS, OFFICE	31,205.04
Colombia	ELECTROFUMIGACION TORO Y CIA. LTDA.	INSECTICIDES	1,031,667.50
Colombia	FITOGANOS COMERCIALIZADORA AGROINDUST	INSECTICIDES	236,391.52
Colombia	PROFICOL ANDINA B.V	INSECTICIDES	356,865.00
Colombia	PROFICOL ANDINA B.V	INSECTICIDES	237,910.00
Colombia	PROFICOL ANDINA B.V	LOGISTICS	1,764,790.45
Colombia	VECTORS & PEST MANAGEMENT LTDA.	INSECTICIDES	407,136.62
Denmark	CHEMINOVA A/S.	INSECTICIDES	332,505.22
Denmark	CHEMINOVA A/S.	INSECTICIDES	332,505.22
Denmark	CHEMINOVA A/S.	INSECTICIDES	332,505.22
Denmark	CHEMINOVA A/S.	INSECTICIDES	322,575.10
Denmark	CHEMINOVA A/S.	INSECTICIDES	322,575.10
Denmark	MISSIONPHARMA.	ANTI HYPERTENSIVE	114,177.50
Denmark	MISSIONPHARMA.	ANTI HYPERTENSIVE	114,177.50
Denmark	MISSIONPHARMA.	ANTI HYPERTENSIVE	105,877.69
Denmark	MISSIONPHARMA.	ANTIBACTERIAL	30,382.00
Denmark	MISSIONPHARMA.	AMOXYCILLINE CAPSULES 500MG BOX/100, BP/10	31,995.07
Denmark	UNICEF SUPPLY DIVISION.	VACCINE	615,821.75
Denmark	UNICEF SUPPLY DIVISION.	VACCINE	143,725.50
Denmark	VESTFROST A/S	COLD CHAIN	824,888.32
Denmark	VESTFROST A/S	COLD CHAIN	499,918.14
Denmark	VESTFROST A/S	COLD CHAIN	265,625.32
Denmark	VESTFROST A/S	COLD CHAIN	225,030.52
Dominican Republic	AUTOZAMA, S.A.	VEHICLE	78,568.00
Ecuador	ABBOTT ECUADOR.	ANTIRETROVIRAL AGENTS	221,697.00
Ecuador	ABBOTT ECUADOR.	ANTIRETROVIRAL AGENTS	95,013.00
Ecuador	ABBOTT ECUADOR.	SERVICE CHARGE	33,038.11
Ecuador	QUIFATEX S.A.	ANTIRETROVIRAL AGENTS	61,272.00
El Salvador	DROGUERIA SANTA LUCIA.	CHAGAS	42,849.00
France	AFRICAISOINS (SONOFI)	ANTILEISHMANIASIS	121,823.00
France	BAYER ENVIRONMENTAL SCIEN	INSECTICIDES	95,671.98
France	BAYER ENVIRONMENTAL SCIEN	SERVICE CHARGE	396,632.70
France	MERIAL.	VETERINARY VACCINE	903,828.00
France	MERIAL.	VETERINARY VACCINE	710,222.00
France	MERIAL.	VETERINARY VACCINE	631,520.00
France	MERIAL.	VETERINARY VACCINE	475,271.10
France	MERIAL.	VETERINARY VACCINE	458,880.59
France	MERIAL.	VETERINARY VACCINE	458,880.59
France	MERIAL.	VETERINARY VACCINE	453,404.40
France	MERIAL.	VETERINARY VACCINE	453,404.40
France	MERIAL.	VETERINARY VACCINE	453,404.40
France	MERIAL.	VETERINARY VACCINE	453,404.40
France	MERIAL.	VETERINARY VACCINE	453,274.16
France	MERIAL.	VETERINARY VACCINE	448,076.22
France	MERIAL.	VETERINARY VACCINE	444,664.50
France	MERIAL.	VETERINARY VACCINE	343,343.69
France	MERIAL.	VETERINARY VACCINE	340,040.80
France	MERIAL.	VETERINARY VACCINE	340,040.80
France	MERIAL.	VETERINARY VACCINE	340,040.80
France	MERIAL.	VETERINARY VACCINE	331,445.00
France	MERIAL.	VETERINARY VACCINE	327,450.40
France	MERIAL.	VETERINARY VACCINE	319,794.24
France	MERIAL.	VETERINARY VACCINE	306,130.92
France	MERIAL.	VETERINARY VACCINE	289,679.20
France	MERIAL.	VETERINARY VACCINE	218,307.00
France	MERIAL.	VETERINARY VACCINE	111,403.50
France	SANOFI PASTEUR	LOGISTICS	2,227,581.61
France	SANOFI PASTEUR	LOGISTICS	604,564.84
France	SANOFI PASTEUR	SERA & IMMUNOGLOBULINS	30,456.25
France	SANOFI PASTEUR	VACCINE	6,291,473.50
France	SANOFI PASTEUR	VACCINE	4,871,011.25
France	SANOFI PASTEUR	VACCINE	4,841,113.30
France	SANOFI PASTEUR	VACCINE	4,493,811.75
France	SANOFI PASTEUR	VACCINE	4,318,501.30
France	SANOFI PASTEUR	VACCINE	2,371,500.00
France	SANOFI PASTEUR	VACCINE	2,318,400.00
France	SANOFI PASTEUR	VACCINE	2,253,875.00
France	SANOFI PASTEUR	VACCINE	2,185,587.50
France	SANOFI PASTEUR	VACCINE	2,173,406.25
France	SANOFI PASTEUR	VACCINE	1,894,879.90
France	SANOFI PASTEUR	VACCINE	1,856,018.38
France	SANOFI PASTEUR	VACCINE	1,855,776.25
France	SANOFI PASTEUR	VACCINE	1,836,205.00
France	SANOFI PASTEUR	VACCINE	1,788,480.00
France	SANOFI PASTEUR	VACCINE	1,603,702.75
France	SANOFI PASTEUR	VACCINE	1,474,835.00
France	SANOFI PASTEUR	VACCINE	1,388,648.55
France	SANOFI PASTEUR	VACCINE	1,386,966.24
France	SANOFI PASTEUR	VACCINE	1,367,775.00
France	SANOFI PASTEUR	VACCINE	1,159,900.00
France	SANOFI PASTEUR	VACCINE	1,146,220.32
France	SANOFI PASTEUR	VACCINE	1,124,000.00
France	SANOFI PASTEUR	VACCINE	1,086,498.70
France	SANOFI PASTEUR	VACCINE	1,013,762.50
France	SANOFI PASTEUR	VACCINE	933,325.00
France	SANOFI PASTEUR	VACCINE	920,386.45
France	SANOFI PASTEUR	VACCINE	904,550.00
France	SANOFI PASTEUR	VACCINE	864,612.00
France	SANOFI PASTEUR	VACCINE	848,633.76
France	SANOFI PASTEUR	VACCINE	842,960.03
France	SANOFI PASTEUR	VACCINE	772,823.13
France	SANOFI PASTEUR	VACCINE	747,800.00

## Major purchase orders by UN organization

AGENCY			PO Value
Location of Supplier	Name of Supplier	Description of Goods	USD
<b>PAHO continued</b>			
France	SANOFI PASTEUR	VACCINE	747,800.00
France	SANOFI PASTEUR	VACCINE	747,800.00
France	SANOFI PASTEUR	VACCINE	747,760.00
France	SANOFI PASTEUR	VACCINE	747,760.00
France	SANOFI PASTEUR	VACCINE	739,500.00
France	SANOFI PASTEUR	VACCINE	737,405.00
France	SANOFI PASTEUR	VACCINE	666,250.00
France	SANOFI PASTEUR	VACCINE	663,850.00
France	SANOFI PASTEUR	VACCINE	634,438.00
France	SANOFI PASTEUR	VACCINE	625,325.00
France	SANOFI PASTEUR	VACCINE	591,600.00
France	SANOFI PASTEUR	VACCINE	574,073.55
France	SANOFI PASTEUR	VACCINE	569,892.53
France	SANOFI PASTEUR	VACCINE	558,477.50
France	SANOFI PASTEUR	VACCINE	506,586.50
France	SANOFI PASTEUR	VACCINE	502,007.48
France	SANOFI PASTEUR	VACCINE	495,424.00
France	SANOFI PASTEUR	VACCINE	481,387.50
France	SANOFI PASTEUR	VACCINE	462,000.00
France	SANOFI PASTEUR	VACCINE	448,050.00
France	SANOFI PASTEUR	VACCINE	447,120.00
France	SANOFI PASTEUR	VACCINE	445,050.00
France	SANOFI PASTEUR	VACCINE	442,500.00
France	SANOFI PASTEUR	VACCINE	427,824.02
France	SANOFI PASTEUR	VACCINE	383,050.00
France	SANOFI PASTEUR	VACCINE	382,950.00
France	SANOFI PASTEUR	VACCINE	358,725.00
France	SANOFI PASTEUR	VACCINE	335,137.00
France	SANOFI PASTEUR	VACCINE	324,157.48
France	SANOFI PASTEUR	VACCINE	300,800.00
France	SANOFI PASTEUR	VACCINE	299,650.00
France	SANOFI PASTEUR	VACCINE	294,900.00
France	SANOFI PASTEUR	VACCINE	286,875.00
France	SANOFI PASTEUR	VACCINE	252,906.30
France	SANOFI PASTEUR	VACCINE	232,170.00
France	SANOFI PASTEUR	VACCINE	228,920.00
France	SANOFI PASTEUR	VACCINE	224,750.00
France	SANOFI PASTEUR	VACCINE	202,078.00
France	SANOFI PASTEUR	VACCINE	201,078.00
France	SANOFI PASTEUR	VACCINE	196,992.50
France	SANOFI PASTEUR	VACCINE	196,842.50
France	SANOFI PASTEUR	VACCINE	196,792.50
France	SANOFI PASTEUR	VACCINE	196,441.50
France	SANOFI PASTEUR	VACCINE	195,992.50
France	SANOFI PASTEUR	VACCINE	195,924.75
France	SANOFI PASTEUR	VACCINE	182,629.37
France	SANOFI PASTEUR	VACCINE	173,233.53
France	SANOFI PASTEUR	VACCINE	156,280.00
France	SANOFI PASTEUR	VACCINE	149,600.00
France	SANOFI PASTEUR	VACCINE	148,250.00
France	SANOFI PASTEUR	VACCINE	147,900.00
France	SANOFI PASTEUR	VACCINE	147,900.00
France	SANOFI PASTEUR	VACCINE	95,129.00
France	SANOFI PASTEUR	VACCINE	94,791.48
France	SANOFI PASTEUR	VACCINE	84,382.50
France	SANOFI PASTEUR	VACCINE	84,282.50
France	SANOFI PASTEUR	VACCINE	81,219.50
France	SANOFI PASTEUR	VACCINE	64,763.50
France	SANOFI PASTEUR	VACCINE	63,332.50
France	SANOFI PASTEUR	VACCINE	63,300.00
France	SANOFI PASTEUR	VACCINE	57,001.50
France	SANOFI PASTEUR	VACCINE	55,555.00
France	SANOFI PASTEUR	VACCINE	52,594.60
France	SANOFI PASTEUR	VACCINE	52,015.00
France	SANOFI PASTEUR	VACCINE	51,762.50
France	SANOFI PASTEUR	VACCINE	49,487.50
France	SANOFI PASTEUR	VACCINE	44,670.00
France	SANOFI PASTEUR	VACCINE	30,866.00
France	SANOFI PASTEUR	VACCINE	30,370.10
France	VIRBAC S.A	VETERINARY VACCINE	227,783.40
France	VIRBAC S.A	VETERINARY VACCINE	180,816.60
France	VIRBAC S.A	RABIES VACCINE CANINE VIAL/1 DOSE	72,275.00
Germany	MERCK EXPORT GMBH.	ANTIRRABIE DRUGS	140,377.92
Germany	MERCK EXPORT GMBH.	ANTIRRABIE DRUGS	73,217.50
Germany	MOELLER-THERM GMBH.	COLD CHAIN	33,857.42
Germany	NOVARTIS VACC. AND DIAGN. GMBH & CO. KG.	VACCINE	395,543.75
Germany	NOVARTIS VACC. AND DIAGN. GMBH & CO. KG.	VACCINE	395,543.75
Germany	NOVARTIS VACC. AND DIAGN. GMBH & CO. KG.	VACCINE	378,225.00
Germany	NOVARTIS VACC. AND DIAGN. GMBH & CO. KG.	VACCINE	308,087.50
Germany	NOVARTIS VACC. AND DIAGN. GMBH & CO. KG.	VACCINE	299,337.50
Germany	NOVARTIS VACC. AND DIAGN. GMBH & CO. KG.	VACCINE	250,700.00
Germany	NOVARTIS VACC. AND DIAGN. GMBH & CO. KG.	VACCINE	159,340.00
Germany	NOVARTIS VACC. AND DIAGN. GMBH & CO. KG.	VACCINE	86,322.50
Guatemala	PRODUCTOS ROCHE GUATEMALA, S.A	DIAGNOSTIC TEST KITS	390,132.83
India	AUROBINDO PHARMA LIMITED.	ANTIBACTERIAL	32,440.00
India	AUROBINDO PHARMA LIMITED.	ANTIRETROVIRAL AGENTS	1,297,076.38
India	AUROBINDO PHARMA LIMITED.	ANTIRETROVIRAL AGENTS	1,012,800.00
India	AUROBINDO PHARMA LIMITED.	ANTIRETROVIRAL AGENTS	425,433.00
India	AUROBINDO PHARMA LIMITED.	ANTIRETROVIRAL AGENTS	407,079.79
India	AUROBINDO PHARMA LIMITED.	ANTIRETROVIRAL AGENTS	383,250.00
India	AUROBINDO PHARMA LIMITED.	ANTIRETROVIRAL AGENTS	307,177.50
India	AUROBINDO PHARMA LIMITED.	ANTIRETROVIRAL AGENTS	215,192.06
India	AUROBINDO PHARMA LIMITED.	ANTIRETROVIRAL AGENTS	214,032.50
India	AUROBINDO PHARMA LIMITED.	ANTIRETROVIRAL AGENTS	144,270.05
India	AUROBINDO PHARMA LIMITED.	ANTIRETROVIRAL AGENTS	69,768.06
India	AUROBINDO PHARMA LIMITED.	ANTIRETROVIRAL AGENTS	52,081.75
India	AUROBINDO PHARMA LIMITED.	ANTIRETROVIRAL AGENTS	49,681.12
India	BIOLOGICAL E LIMITED	VACCINE	40,980.26
India	BIOLOGICAL E LIMITED	VACCINE	40,930.25
India	BIOLOGICAL E LIMITED	VACCINE	40,927.91
India	BIOLOGICAL E LIMITED	VACCINE	33,759.60
India	BIOLOGICAL E LIMITED	VACCINE	32,909.60
India	CIPLA LTD	ANTINEOPLASTIC AGENT	103,283.69
India	CIPLA LTD	ANTIRETROVIRAL AGENTS	787,875.00
India	HAFFKINE BIO-PHARMACEUTICAL CORP LTD.	VACCINE	224,191.05
India	HAFFKINE BIO-PHARMACEUTICAL CORP LTD.	VACCINE	207,178.79
India	HAFFKINE BIO-PHARMACEUTICAL CORP LTD.	VACCINE	200,032.28
India	HAFFKINE BIO-PHARMACEUTICAL CORP LTD.	VACCINE	171,622.85
India	HAFFKINE BIO-PHARMACEUTICAL CORP LTD.	VACCINE	99,374.38
India	HAFFKINE BIO-PHARMACEUTICAL CORP LTD.	VACCINE	99,374.38
India	HAFFKINE BIO-PHARMACEUTICAL CORP LTD.	VACCINE	81,891.17
India	HAFFKINE BIO-PHARMACEUTICAL CORP LTD.	VACCINE	74,819.50
India	HAFFKINE BIO-PHARMACEUTICAL CORP LTD.	VACCINE	67,129.20

## Major purchase orders by UN organization

AGENCY	Location of Supplier	Name of Supplier	Description of Goods	PO Value USD
	PAHO continued			
India		HAFKINE BIO-PHARMACEUTICAL CORP LTD.	VACCINE	63,885.39
India		HAFKINE BIO-PHARMACEUTICAL CORP LTD.	VACCINE	63,595.60
India		HAFKINE BIO-PHARMACEUTICAL CORP LTD.	VACCINE	40,788.16
India		HAFKINE BIO-PHARMACEUTICAL CORP LTD.	VACCINE	30,747.80
India		HETERO LABS LIMITED.	ANTIRETROVIRAL AGENTS	1,717,650.85
India		HETERO LABS LIMITED.	ANTIRETROVIRAL AGENTS	466,297.75
India		HETERO LABS LIMITED.	ANTIRETROVIRAL AGENTS	349,885.00
India		HETERO LABS LIMITED.	ANTIRETROVIRAL AGENTS	285,809.75
India		HETERO LABS LIMITED.	ANTIRETROVIRAL AGENTS	103,704.86
India		HETERO LABS LIMITED.	ANTIRETROVIRAL AGENTS	34,323.33
India		HINDUSTAN SYRINGES & MEDICAL DEVICES	SYRINGES	138,586.38
India		HINDUSTAN SYRINGES & MEDICAL DEVICES	SYRINGES	98,325.22
India		HINDUSTAN SYRINGES & MEDICAL DEVICES	SYRINGES	96,569.45
India		HINDUSTAN SYRINGES & MEDICAL DEVICES	SYRINGES	96,498.43
India		HINDUSTAN SYRINGES & MEDICAL DEVICES	SYRINGES	94,793.96
India		HINDUSTAN SYRINGES & MEDICAL DEVICES	SYRINGES	84,701.80
India		HINDUSTAN SYRINGES & MEDICAL DEVICES	SYRINGES	83,733.09
India		HINDUSTAN SYRINGES & MEDICAL DEVICES	SYRINGES	79,879.81
India		HINDUSTAN SYRINGES & MEDICAL DEVICES	SYRINGES	61,542.02
India		HINDUSTAN SYRINGES & MEDICAL DEVICES	SYRINGES	61,542.02
India		HINDUSTAN SYRINGES & MEDICAL DEVICES	SYRINGES	59,992.92
India		HINDUSTAN SYRINGES & MEDICAL DEVICES	SYRINGES	54,875.56
India		HINDUSTAN SYRINGES & MEDICAL DEVICES	SYRINGES	45,500.96
India		HINDUSTAN SYRINGES & MEDICAL DEVICES	SYRINGES	44,013.48
India		HINDUSTAN SYRINGES & MEDICAL DEVICES	SYRINGES	43,334.44
India		HINDUSTAN SYRINGES & MEDICAL DEVICES	SYRINGES	42,237.99
India		LUPIN LIMITED.	ANTITUBERCULOSIS	699,428.00
India		LUPIN LIMITED.	ANTITUBERCULOSIS	52,679.08
India		LUPIN LIMITED.	SERVICE CHARGE	699,428.00
India		MAAN PHARMACEUTICALS LTD.	ANTI HYPERTENSIVE	55,283.80
India		MAAN PHARMACEUTICALS LTD.	ANTI ANEMICS	464,116.39
India		MAAN PHARMACEUTICALS LTD.	ANTI ANEMICS	464,104.30
India		MAAN PHARMACEUTICALS LTD.	ANTI ANEMICS	464,104.30
India		MAAN PHARMACEUTICALS LTD.	ANTI ANEMICS	88,200.00
India		MACLEODS PHARMACEUTICALS	ANTITUBERCULOSIS	241,816.86
India		MACLEODS PHARMACEUTICALS	ANTITUBERCULOSIS	126,078.18
India		MACLEODS PHARMACEUTICALS	ANTITUBERCULOSIS	125,420.87
India		MACLEODS PHARMACEUTICALS	ANTITUBERCULOSIS	101,328.03
India		MACLEODS PHARMACEUTICALS	ANTITUBERCULOSIS	95,533.65
India		MACLEODS PHARMACEUTICALS	ANTITUBERCULOSIS	83,803.25
India		MACLEODS PHARMACEUTICALS	ANTITUBERCULOSIS	65,502.25
India		MACLEODS PHARMACEUTICALS	ANTITUBERCULOSIS	56,612.18
India		MACLEODS PHARMACEUTICALS	ANTITUBERCULOSIS	53,353.74
India		MICRO LABS LTD.	ANTIMALARIAL	48,064.50
India		MICRO LABS LTD.	ANTIMALARIAL	44,035.60
India		MICRO LABS LTD.	ANTITUBERCULOSIS	74,679.03
India		MICRO LABS LTD.	ANTITUBERCULOSIS	45,843.60
India		MYLAN LABORATORIES LTD.	ANTIRETROVIRAL AGENTS	3,012,492.50
India		MYLAN LABORATORIES LTD.	ANTIRETROVIRAL AGENTS	300,944.90
India		MYLAN LABORATORIES LTD.	ANTIRETROVIRAL AGENTS	282,293.00
India		MYLAN LABORATORIES LTD.	ANTIRETROVIRAL AGENTS	252,375.00
India		MYLAN LABORATORIES LTD.	ANTIRETROVIRAL AGENTS	244,776.26
India		MYLAN LABORATORIES LTD.	ANTIRETROVIRAL AGENTS	224,714.40
India		MYLAN LABORATORIES LTD.	ANTIRETROVIRAL AGENTS	210,312.50
India		MYLAN LABORATORIES LTD.	ANTIRETROVIRAL AGENTS	210,312.50
India		MYLAN LABORATORIES LTD.	ANTIRETROVIRAL AGENTS	208,084.50
India		MYLAN LABORATORIES LTD.	ANTIRETROVIRAL AGENTS	161,830.00
India		MYLAN LABORATORIES LTD.	ANTIRETROVIRAL AGENTS	156,037.15
India		MYLAN LABORATORIES LTD.	ANTIRETROVIRAL AGENTS	124,099.70
India		MYLAN LABORATORIES LTD.	ANTIRETROVIRAL AGENTS	56,418.60
India		MYLAN LABORATORIES LTD.	ANTIRETROVIRAL AGENTS	40,545.00
India		MYLAN LABORATORIES LTD.	ANTIRETROVIRAL AGENTS	30,782.56
India		NILKAMAL LIMITED.	COLD CHAIN	41,448.61
India		PIRAMAL HEALTHCARE LIMITED.	VITAMIN & MINERALS	1,279,603.00
India		PIRAMAL HEALTHCARE LIMITED.	VITAMIN & MINERALS	487,947.19
India		PIRAMAL HEALTHCARE LIMITED.	VITAMIN & MINERALS	417,193.75
India		PIRAMAL HEALTHCARE LIMITED.	VITAMIN & MINERALS	146,383.00
India		PT BIO FARMA (PERSERO).	VACCINE	281,068.24
India		PT BIO FARMA (PERSERO).	VACCINE	60,880.00
India		PT BIO FARMA (PERSERO).	VACCINE	60,780.00
India		PT BIO FARMA (PERSERO).	VACCINE	43,720.00
India		PT BIO FARMA (PERSERO).	VACCINE	42,720.00
India		QUALPRO DIAGNOSTICS.	DIAGNOSTIC TEST KITS	349,173.00
India		RANBAXY LABORATORIES LIMITED.	ANTIRETROVIRAL AGENTS	134,269.03
India		RANBAXY LABORATORIES LIMITED.	ANTIRETROVIRAL AGENTS	119,824.57
India		RANBAXY LABORATORIES LIMITED.	ANTIRETROVIRAL AGENTS	87,735.03
India		RANBAXY LABORATORIES LIMITED.	ANTIRETROVIRAL AGENTS	61,807.04
India		RANBAXY LABORATORIES LIMITED.	ANTIRETROVIRAL AGENTS	51,478.50
India		RANBAXY LABORATORIES LIMITED.	ANTIRETROVIRAL AGENTS	37,997.06
India		SERUM INSTITUTE OF INDIA	VACCINE	841,150.77
India		SERUM INSTITUTE OF INDIA	VACCINE	803,312.50
India		SERUM INSTITUTE OF INDIA	VACCINE	803,312.50
India		SERUM INSTITUTE OF INDIA	VACCINE	803,312.50
India		SERUM INSTITUTE OF INDIA	VACCINE	803,312.50
India		SERUM INSTITUTE OF INDIA	VACCINE	803,312.50
India		SERUM INSTITUTE OF INDIA	VACCINE	803,312.50
India		SERUM INSTITUTE OF INDIA	VACCINE	803,312.50
India		SERUM INSTITUTE OF INDIA	VACCINE	803,312.50
India		SERUM INSTITUTE OF INDIA	VACCINE	803,312.50
India		SERUM INSTITUTE OF INDIA	VACCINE	803,312.50
India		SERUM INSTITUTE OF INDIA	VACCINE	803,312.50
India		SERUM INSTITUTE OF INDIA	VACCINE	803,312.50
India		SERUM INSTITUTE OF INDIA	VACCINE	803,312.50
India		SERUM INSTITUTE OF INDIA	VACCINE	802,437.50
India		SERUM INSTITUTE OF INDIA	VACCINE	802,437.50
India		SERUM INSTITUTE OF INDIA	VACCINE	802,437.50
India		SERUM INSTITUTE OF INDIA	VACCINE	802,437.50
India		SERUM INSTITUTE OF INDIA	VACCINE	802,437.50
India		SERUM INSTITUTE OF INDIA	VACCINE	802,437.50
India		SERUM INSTITUTE OF INDIA	VACCINE	802,437.50
India		SERUM INSTITUTE OF INDIA	VACCINE	802,437.50
India		SERUM INSTITUTE OF INDIA	VACCINE	802,437.50
India		SERUM INSTITUTE OF INDIA	VACCINE	801,062.50
India		SERUM INSTITUTE OF INDIA	VACCINE	801,062.50
India		SERUM INSTITUTE OF INDIA	VACCINE	801,062.50
India		SERUM INSTITUTE OF INDIA	VACCINE	801,062.50
India		SERUM INSTITUTE OF INDIA	VACCINE	801,062.50
India		SERUM INSTITUTE OF INDIA	VACCINE	801,062.50



## Major purchase orders by UN organization

AGENCY			PO Value
Location of Supplier	Name of Supplier	Description of Goods	USD
PAHO continued			
India	SERUM INSTITUTE OF INDIA	VACCINE	801,062.50
India	SERUM INSTITUTE OF INDIA	VACCINE	801,062.50
India	SERUM INSTITUTE OF INDIA	VACCINE	801,062.50
India	SERUM INSTITUTE OF INDIA	VACCINE	801,062.50
India	SERUM INSTITUTE OF INDIA	VACCINE	801,062.50
India	SERUM INSTITUTE OF INDIA	VACCINE	737,406.06
India	SERUM INSTITUTE OF INDIA	VACCINE	736,837.77
India	SERUM INSTITUTE OF INDIA	VACCINE	736,837.77
India	SERUM INSTITUTE OF INDIA	VACCINE	595,160.62
India	SERUM INSTITUTE OF INDIA	VACCINE	595,160.62
India	SERUM INSTITUTE OF INDIA	VACCINE	594,720.00
India	SERUM INSTITUTE OF INDIA	VACCINE	593,320.00
India	SERUM INSTITUTE OF INDIA	VACCINE	566,197.83
India	SERUM INSTITUTE OF INDIA	VACCINE	566,197.83
India	SERUM INSTITUTE OF INDIA	VACCINE	564,235.69
India	SERUM INSTITUTE OF INDIA	VACCINE	562,038.34
India	SERUM INSTITUTE OF INDIA	VACCINE	562,035.28
India	SERUM INSTITUTE OF INDIA	VACCINE	513,389.42
India	SERUM INSTITUTE OF INDIA	VACCINE	513,389.42
India	SERUM INSTITUTE OF INDIA	VACCINE	513,236.69
India	SERUM INSTITUTE OF INDIA	VACCINE	481,613.38
India	SERUM INSTITUTE OF INDIA	VACCINE	481,508.58
India	SERUM INSTITUTE OF INDIA	VACCINE	443,050.00
India	SERUM INSTITUTE OF INDIA	VACCINE	407,946.10
India	SERUM INSTITUTE OF INDIA	VACCINE	385,258.27
India	SERUM INSTITUTE OF INDIA	VACCINE	385,051.60
India	SERUM INSTITUTE OF INDIA	VACCINE	384,850.00
India	SERUM INSTITUTE OF INDIA	VACCINE	384,850.00
India	SERUM INSTITUTE OF INDIA	VACCINE	374,923.79
India	SERUM INSTITUTE OF INDIA	VACCINE	374,923.79
India	SERUM INSTITUTE OF INDIA	VACCINE	374,923.79
India	SERUM INSTITUTE OF INDIA	VACCINE	374,923.79
India	SERUM INSTITUTE OF INDIA	VACCINE	365,702.50
India	SERUM INSTITUTE OF INDIA	VACCINE	355,633.75
India	SERUM INSTITUTE OF INDIA	VACCINE	330,130.50
India	SERUM INSTITUTE OF INDIA	VACCINE	329,812.50
India	SERUM INSTITUTE OF INDIA	VACCINE	319,616.77
India	SERUM INSTITUTE OF INDIA	VACCINE	319,616.77
India	SERUM INSTITUTE OF INDIA	VACCINE	319,616.77
India	SERUM INSTITUTE OF INDIA	VACCINE	319,616.77
India	SERUM INSTITUTE OF INDIA	VACCINE	319,012.50
India	SERUM INSTITUTE OF INDIA	VACCINE	319,012.50
India	SERUM INSTITUTE OF INDIA	VACCINE	318,725.29
India	SERUM INSTITUTE OF INDIA	VACCINE	318,676.76
India	SERUM INSTITUTE OF INDIA	VACCINE	318,676.76
India	SERUM INSTITUTE OF INDIA	VACCINE	318,676.76
India	SERUM INSTITUTE OF INDIA	VACCINE	317,716.76
India	SERUM INSTITUTE OF INDIA	VACCINE	317,716.76
India	SERUM INSTITUTE OF INDIA	VACCINE	317,716.76
India	SERUM INSTITUTE OF INDIA	VACCINE	316,826.00
India	SERUM INSTITUTE OF INDIA	VACCINE	316,826.00
India	SERUM INSTITUTE OF INDIA	VACCINE	316,643.00
India	SERUM INSTITUTE OF INDIA	VACCINE	313,526.00
India	SERUM INSTITUTE OF INDIA	VACCINE	306,883.11
India	SERUM INSTITUTE OF INDIA	VACCINE	300,572.00
India	SERUM INSTITUTE OF INDIA	VACCINE	294,543.75
India	SERUM INSTITUTE OF INDIA	VACCINE	294,543.75
India	SERUM INSTITUTE OF INDIA	VACCINE	290,462.50
India	SERUM INSTITUTE OF INDIA	VACCINE	243,191.93
India	SERUM INSTITUTE OF INDIA	VACCINE	240,391.93
India	SERUM INSTITUTE OF INDIA	VACCINE	238,965.58
India	SERUM INSTITUTE OF INDIA	VACCINE	219,900.24
India	SERUM INSTITUTE OF INDIA	VACCINE	219,900.24
India	SERUM INSTITUTE OF INDIA	VACCINE	213,975.00
India	SERUM INSTITUTE OF INDIA	VACCINE	213,475.00
India	SERUM INSTITUTE OF INDIA	VACCINE	213,325.00
India	SERUM INSTITUTE OF INDIA	VACCINE	213,325.00
India	SERUM INSTITUTE OF INDIA	VACCINE	212,075.00
India	SERUM INSTITUTE OF INDIA	VACCINE	205,479.13
India	SERUM INSTITUTE OF INDIA	VACCINE	204,161.35
India	SERUM INSTITUTE OF INDIA	VACCINE	204,161.35
India	SERUM INSTITUTE OF INDIA	VACCINE	194,363.95
India	SERUM INSTITUTE OF INDIA	VACCINE	193,025.00
India	SERUM INSTITUTE OF INDIA	VACCINE	177,059.38
India	SERUM INSTITUTE OF INDIA	VACCINE	171,821.89
India	SERUM INSTITUTE OF INDIA	VACCINE	168,455.00
India	SERUM INSTITUTE OF INDIA	VACCINE	161,677.95
India	SERUM INSTITUTE OF INDIA	VACCINE	151,737.50
India	SERUM INSTITUTE OF INDIA	VACCINE	148,830.00
India	SERUM INSTITUTE OF INDIA	VACCINE	148,730.00
India	SERUM INSTITUTE OF INDIA	VACCINE	128,585.00
India	SERUM INSTITUTE OF INDIA	VACCINE	123,261.08
India	SERUM INSTITUTE OF INDIA	VACCINE	122,961.08
India	SERUM INSTITUTE OF INDIA	VACCINE	122,961.08
India	SERUM INSTITUTE OF INDIA	VACCINE	122,681.08
India	SERUM INSTITUTE OF INDIA	VACCINE	122,387.03
India	SERUM INSTITUTE OF INDIA	VACCINE	114,170.00
India	SERUM INSTITUTE OF INDIA	VACCINE	113,417.09
India	SERUM INSTITUTE OF INDIA	VACCINE	112,912.46
India	SERUM INSTITUTE OF INDIA	VACCINE	111,675.00
India	SERUM INSTITUTE OF INDIA	VACCINE	111,242.00
India	SERUM INSTITUTE OF INDIA	VACCINE	109,637.50
India	SERUM INSTITUTE OF INDIA	VACCINE	108,137.50
India	SERUM INSTITUTE OF INDIA	VACCINE	105,316.13
India	SERUM INSTITUTE OF INDIA	VACCINE	102,514.56
India	SERUM INSTITUTE OF INDIA	VACCINE	100,120.00
India	SERUM INSTITUTE OF INDIA	VACCINE	99,770.00
India	SERUM INSTITUTE OF INDIA	VACCINE	99,720.00
India	SERUM INSTITUTE OF INDIA	VACCINE	99,217.50
India	SERUM INSTITUTE OF INDIA	VACCINE	96,436.77
India	SERUM INSTITUTE OF INDIA	VACCINE	93,980.00
India	SERUM INSTITUTE OF INDIA	VACCINE	88,280.00
India	SERUM INSTITUTE OF INDIA	VACCINE	86,917.42
India	SERUM INSTITUTE OF INDIA	VACCINE	84,615.00
India	SERUM INSTITUTE OF INDIA	VACCINE	83,815.00
India	SERUM INSTITUTE OF INDIA	VACCINE	83,115.00
India	SERUM INSTITUTE OF INDIA	VACCINE	82,781.25
India	SERUM INSTITUTE OF INDIA	VACCINE	81,885.00
India	SERUM INSTITUTE OF INDIA	VACCINE	81,641.76
India	SERUM INSTITUTE OF INDIA	VACCINE	81,638.92
India	SERUM INSTITUTE OF INDIA	VACCINE	77,756.25
India	SERUM INSTITUTE OF INDIA	VACCINE	74,023.03
India	SERUM INSTITUTE OF INDIA	VACCINE	68,862.50
India	SERUM INSTITUTE OF INDIA	VACCINE	66,141.18

## Major purchase orders by UN organization

AGENCY			PO Value
Location of Supplier	Name of Supplier	Description of Goods	USD
PAHO continued			
India	SERUM INSTITUTE OF INDIA	VACCINE	65,810.89
India	SERUM INSTITUTE OF INDIA	VACCINE	64,725.00
India	SERUM INSTITUTE OF INDIA	VACCINE	62,125.00
India	SERUM INSTITUTE OF INDIA	VACCINE	62,086.25
India	SERUM INSTITUTE OF INDIA	VACCINE	59,632.00
India	SERUM INSTITUTE OF INDIA	VACCINE	57,485.00
India	SERUM INSTITUTE OF INDIA	VACCINE	57,285.00
India	SERUM INSTITUTE OF INDIA	VACCINE	57,282.50
India	SERUM INSTITUTE OF INDIA	VACCINE	56,685.00
India	SERUM INSTITUTE OF INDIA	VACCINE	56,585.00
India	SERUM INSTITUTE OF INDIA	VACCINE	56,435.00
India	SERUM INSTITUTE OF INDIA	VACCINE	55,887.50
India	SERUM INSTITUTE OF INDIA	VACCINE	55,679.50
India	SERUM INSTITUTE OF INDIA	VACCINE	55,387.50
India	SERUM INSTITUTE OF INDIA	VACCINE	55,287.50
India	SERUM INSTITUTE OF INDIA	VACCINE	53,168.75
India	SERUM INSTITUTE OF INDIA	VACCINE	49,758.75
India	SERUM INSTITUTE OF INDIA	VACCINE	48,938.75
India	SERUM INSTITUTE OF INDIA	VACCINE	48,258.75
India	SERUM INSTITUTE OF INDIA	VACCINE	46,593.75
India	SERUM INSTITUTE OF INDIA	VACCINE	44,190.00
India	SERUM INSTITUTE OF INDIA	VACCINE	43,094.32
India	SERUM INSTITUTE OF INDIA	VACCINE	42,159.27
India	SERUM INSTITUTE OF INDIA	VACCINE	40,155.00
India	SERUM INSTITUTE OF INDIA	VACCINE	39,974.34
India	SERUM INSTITUTE OF INDIA	VACCINE	39,027.00
India	SERUM INSTITUTE OF INDIA	VACCINE	38,427.00
India	SERUM INSTITUTE OF INDIA	VACCINE	37,886.75
India	SERUM INSTITUTE OF INDIA	VACCINE	35,242.50
India	SERUM INSTITUTE OF INDIA	VACCINE	35,056.25
India	SERUM INSTITUTE OF INDIA	VACCINE	35,056.25
India	SERUM INSTITUTE OF INDIA	VACCINE	34,756.25
India	SERUM INSTITUTE OF INDIA	VACCINE	32,642.50
India	SERUM INSTITUTE OF INDIA	VACCINE	32,071.25
India	SERUM INSTITUTE OF INDIA	VACCINE	31,329.78
India	SERUM INSTITUTE OF INDIA	VACCINE	31,048.54
India	SERUM INSTITUTE OF INDIA	VACCINE	30,305.00
India	SERUM INSTITUTE OF INDIA	VACCINE	30,016.00
India	SHANTHA BIOTECHNICS LIMITED.	LOGISTICS	152,879.00
India	SHANTHA BIOTECHNICS LIMITED.	VACCINE	1,631,136.54
India	SHANTHA BIOTECHNICS LIMITED.	VACCINE	1,168,300.25
India	SHANTHA BIOTECHNICS LIMITED.	VACCINE	70,897.50
India	SHANTHA BIOTECHNICS LIMITED.	VACCINE	58,105.12
India	SHANTHA BIOTECHNICS LIMITED.	VACCINE	40,345.00
India	SHANTHA BIOTECHNICS LIMITED.	VACCINE	35,890.00
India	SHANTHA BIOTECHNICS LIMITED.	VACCINE	32,395.99
India	SHANTHA BIOTECHNICS LIMITED.	VACCINE	30,656.00
India	STRIDES ARCOLAB LIMITED.	ANTIRETROVIRAL AGENTS	366,097.50
India	STRIDES ARCOLAB LIMITED.	ANTIRETROVIRAL AGENTS	363,060.00
India	STRIDES ARCOLAB LIMITED.	ANTIRETROVIRAL AGENTS	305,831.25
India	STRIDES ARCOLAB LIMITED.	ANTIRETROVIRAL AGENTS	56,720.84
India	STRIDES ARCOLAB LIMITED.	ANTIRETROVIRAL AGENTS	49,712.50
India	STRIDES ARCOLAB LIMITED.	ANTIRETROVIRAL AGENTS	48,091.40
India	TAGROS CHEMICALS INDIA LTD.	INSECTICIDES	115,773.30
India	TAGROS CHEMICALS INDIA LTD.	INSECTICIDES	40,224.30
Israel	ORGENICS LTD.	DIAGNOSTIC TEST KITS	30,417.21
Italy	KEDRION SPA.	SERA & IMMUNOGLOBULINS	296,137.60
Italy	NOVARTIS VACCINES AND DIAGNOSTICS SRL.	VACCINE	1,054,375.00
Italy	NOVARTIS VACCINES AND DIAGNOSTICS SRL.	VACCINE	755,771.85
Italy	NOVARTIS VACCINES AND DIAGNOSTICS SRL.	VACCINE	704,300.00
Italy	NOVARTIS VACCINES AND DIAGNOSTICS SRL.	VACCINE	704,150.00
Italy	NOVARTIS VACCINES AND DIAGNOSTICS SRL.	VACCINE	324,550.00
Italy	NOVARTIS VACCINES AND DIAGNOSTICS SRL.	VACCINE	300,903.15
Italy	NOVARTIS VACCINES AND DIAGNOSTICS SRL.	VACCINE	203,781.02
Italy	NOVARTIS VACCINES AND DIAGNOSTICS SRL.	VACCINE	195,681.88
Italy	NOVARTIS VACCINES AND DIAGNOSTICS SRL.	VACCINE	177,822.87
Italy	NOVARTIS VACCINES AND DIAGNOSTICS SRL.	VACCINE	167,105.35
Italy	NOVARTIS VACCINES AND DIAGNOSTICS SRL.	VACCINE	139,775.00
Italy	NOVARTIS VACCINES AND DIAGNOSTICS SRL.	VACCINE	135,075.00
Italy	NOVARTIS VACCINES AND DIAGNOSTICS SRL.	VACCINE	124,237.50
Italy	NOVARTIS VACCINES AND DIAGNOSTICS SRL.	VACCINE	118,162.50
Italy	NOVARTIS VACCINES AND DIAGNOSTICS SRL.	VACCINE	114,000.00
Italy	NOVARTIS VACCINES AND DIAGNOSTICS SRL.	VACCINE	95,404.38
Italy	NOVARTIS VACCINES AND DIAGNOSTICS SRL.	VACCINE	79,550.00
Italy	NOVARTIS VACCINES AND DIAGNOSTICS SRL.	VACCINE	79,170.00
Italy	NOVARTIS VACCINES AND DIAGNOSTICS SRL.	VACCINE	74,068.00
Italy	NOVARTIS VACCINES AND DIAGNOSTICS SRL.	VACCINE	70,573.88
Italy	NOVARTIS VACCINES AND DIAGNOSTICS SRL.	VACCINE	65,247.12
Italy	NOVARTIS VACCINES AND DIAGNOSTICS SRL.	VACCINE	61,618.75
Italy	NOVARTIS VACCINES AND DIAGNOSTICS SRL.	VACCINE	56,700.00
Italy	NOVARTIS VACCINES AND DIAGNOSTICS SRL.	VACCINE	55,602.50
Italy	NOVARTIS VACCINES AND DIAGNOSTICS SRL.	VACCINE	38,975.00
Italy	NOVARTIS VACCINES AND DIAGNOSTICS SRL.	VACCINE	31,902.24
Italy	NOVARTIS VACCINES AND DIAGNOSTICS SRL.	VACCINE	30,875.00
Japan	JAPAN BCG LABORATORIES	VACCINE	238,090.00
Japan	JAPAN BCG LABORATORIES	VACCINE	238,090.00
Japan	JAPAN BCG LABORATORIES	VACCINE	57,763.20
Japan	JAPAN BCG LABORATORIES	VACCINE	57,463.21
Japan	JAPAN BCG LABORATORIES	VACCINE	50,598.00
Japan	NISSAN TRADING COMPANY	VEHICLE	218,000.00
Netherlands	BILTHOVEN BIOLOGICALS	VACCINE	33,905.12
Netherlands	GLOBAL DRUG FACILITY (IDA).	ANTITUBERCULOSIS	623,929.62
Netherlands	GLOBAL DRUG FACILITY (IDA).	ANTITUBERCULOSIS	109,640.28
Netherlands	GLOBAL DRUG FACILITY (IDA).	ANTITUBERCULOSIS	77,189.36
Netherlands	GLOBAL DRUG FACILITY (IDA).	ANTITUBERCULOSIS	30,358.14
Netherlands	IDA FOUNDATION.	ANESTHETICS LOCAL	39,591.93
Netherlands	IDA FOUNDATION.	ANTIBACTERIAL	30,249.60
Netherlands	IDA FOUNDATION.	ANTITUBERCULOSIS	499,116.42
Netherlands	IDA FOUNDATION.	ANTITUBERCULOSIS	134,403.98
Netherlands	IDA FOUNDATION.	ANTITUBERCULOSIS	54,980.38
Netherlands	IDA FOUNDATION.	LOGISTICS	31,135.69
Netherlands	IDA FOUNDATION.	VITAMIN & MINERALS	33,486.67
Netherlands	IMRES.	ANALGESIC OPIOIDS	52,058.12
Netherlands	IMRES.	ANALGESICS	500,775.28
Netherlands	IMRES.	ANALGESICS	54,215.00
Netherlands	IMRES.	ANTIBACTERIAL	86,886.40
Netherlands	IMRES.	ANTIHELMINTHIC	32,775.00
Netherlands	IMRES.	ANTIHELMINTICS	48,706.56
Netherlands	IMRES.	ANTIHYPERTENSIVE	197,175.80
Netherlands	IMRES.	ANTIMALARIAL	117,538.39
Netherlands	IMRES.	TRANQUILIZER	394,186.83
Netherlands	IMRES.	VECTOR CONTROL	537,260.10
Netherlands	IMRES.	VITAMIN & MINERALS	55,049.40

## Major purchase orders by UN organization

AGENCY			PO Value
Location of Supplier	Name of Supplier	Description of Goods	USD
<b>PAHO continued</b>			
Netherlands	MEDICAL EXPORT GROUP	ELECTROLYTES SOLUTIONS	53,000.00
Netherlands	MERCK SHARP & DOHME INTERNATIONAL	VACCINE	9,570,008.58
Netherlands	MERCK SHARP & DOHME INTERNATIONAL	VACCINE	4,460,125.00
Netherlands	MERCK SHARP & DOHME INTERNATIONAL	VACCINE	2,974,750.00
Netherlands	MERCK SHARP & DOHME INTERNATIONAL	VACCINE	2,766,400.00
Netherlands	MERCK SHARP & DOHME INTERNATIONAL	VACCINE	2,213,320.00
Netherlands	MERCK SHARP & DOHME INTERNATIONAL	VACCINE	2,076,800.00
Netherlands	MERCK SHARP & DOHME INTERNATIONAL	VACCINE	1,324,998.50
Netherlands	MERCK SHARP & DOHME INTERNATIONAL	VACCINE	698,890.88
Netherlands	MERCK SHARP & DOHME INTERNATIONAL	VACCINE	553,380.00
Netherlands	MERCK SHARP & DOHME INTERNATIONAL	VACCINE	545,361.20
Netherlands	MERCK SHARP & DOHME INTERNATIONAL	VACCINE	493,270.00
Netherlands	MERCK SHARP & DOHME INTERNATIONAL	VACCINE	457,201.30
Netherlands	MERCK SHARP & DOHME INTERNATIONAL	VACCINE	349,050.00
Netherlands	MERCK SHARP & DOHME INTERNATIONAL	VACCINE	335,587.50
Netherlands	MERCK SHARP & DOHME INTERNATIONAL	VACCINE	209,530.00
Netherlands	MERCK SHARP & DOHME INTERNATIONAL	VACCINE	208,980.00
Netherlands	MERCK SHARP & DOHME INTERNATIONAL	VACCINE	208,930.00
Netherlands	MERCK SHARP & DOHME INTERNATIONAL	VACCINE	208,530.00
Netherlands	MERCK SHARP & DOHME INTERNATIONAL	VACCINE	161,246.80
Netherlands	MERCK SHARP & DOHME INTERNATIONAL	VACCINE	135,615.00
Netherlands	MERCK SHARP & DOHME INTERNATIONAL	VACCINE	104,215.00
Netherlands	MERCK SHARP & DOHME INTERNATIONAL	VACCINE	99,102.50
Netherlands	MERCK SHARP & DOHME INTERNATIONAL	VACCINE	97,950.90
Netherlands	MERCK SHARP & DOHME INTERNATIONAL	VACCINE	45,901.50
Netherlands	SVIZERA EUROPE BV.	ANTITUBERCULOSIS	244,718.59
Netherlands	SVIZERA EUROPE BV.	ANTITUBERCULOSIS	58,240.66
Netherlands	SVIZERA EUROPE BV.	ANTITUBERCULOSIS	42,912.84
Netherlands	SVIZERA EUROPE BV.	ANTITUBERCULOSIS	33,052.42
Netherlands	SVIZERA EUROPE BV.	LOGISTICS	34,039.65
Netherlands	THE MEDICAL EXPORT GROUP	ANTIAMENICS	42,170.78
Netherlands	THE MEDICAL EXPORT GROUP	ANTIBACTERIAL	45,989.34
Netherlands	THE MEDICAL EXPORT GROUP	ANTIBACTERIAL	35,417.13
Norway	POLYNOR.	SYRINGES	156,942.50
Norway	POLYNOR.	SYRINGES	139,644.00
Norway	POLYNOR.	SYRINGES	111,312.00
Norway	POLYNOR.	SYRINGES	103,491.33
Norway	POLYNOR.	SYRINGES	66,915.52
Norway	POLYNOR.	SYRINGES	63,963.00
Norway	POLYNOR.	SYRINGES	63,570.00
Norway	POLYNOR.	SYRINGES	63,089.00
Norway	POLYNOR.	SYRINGES	53,330.33
Norway	POLYNOR.	SYRINGES	43,790.67
Panama	CSL BEHRING PANAMA S.A	SERA & IMMUNOGLOBULINS	1,048,325.00
Panama	CSL BEHRING PANAMA S.A	SERA & IMMUNOGLOBULINS	472,209.26
Panama	CSL BEHRING PANAMA S.A	SERA & IMMUNOGLOBULINS	132,522.35
Panama	CSL BEHRING PANAMA S.A	SERA & IMMUNOGLOBULINS	125,795.00
Panama	CSL BEHRING PANAMA S.A	SERA & IMMUNOGLOBULINS	105,212.50
Panama	CSL BEHRING PANAMA S.A	SERA & IMMUNOGLOBULINS	105,172.14
Panama	CSL BEHRING PANAMA S.A	SERA & IMMUNOGLOBULINS	104,812.50
Panama	CSL BEHRING PANAMA S.A	SERA & IMMUNOGLOBULINS	104,751.04
Panama	CSL BEHRING PANAMA S.A	SERA & IMMUNOGLOBULINS	80,314.50
Panama	CSL BEHRING PANAMA S.A	SERA & IMMUNOGLOBULINS	62,897.50
Panama	ETHNOR DEL ISTMO, SA. JANSSEN.	ANTIRETROVIRAL AGENTS	66,293.68
Panama	ETHNOR DEL ISTMO, SA. JANSSEN.	ANTIRETROVIRAL AGENTS	34,896.06
Panama	FUNDACION LOGISTICA HUMANITARIA.	VECTOR CONTROL	61,580.00
Panama	NOVARTIS PHARMA (LOGISTICS) INC.	IMMUNOSUPPRESSANT DRUG	205,111.00
Panama	STENDHAL AMERICAS, S.A.	ANTIRETROVIRAL AGENTS	791,397.50
Panama	STENDHAL AMERICAS, S.A.	ANTIRETROVIRAL AGENTS	633,416.00
Panama	STENDHAL AMERICAS, S.A.	ANTIRETROVIRAL AGENTS	632,548.93
Panama	STENDHAL AMERICAS, S.A.	ANTIRETROVIRAL AGENTS	316,708.00
Panama	STENDHAL AMERICAS, S.A.	ANTIRETROVIRAL AGENTS	316,708.00
Panama	STENDHAL AMERICAS, S.A.	ANTIRETROVIRAL AGENTS	254,235.40
Paraguay	CASA BOLLER S.A.	ANTIRETROVIRAL AGENTS	91,486.56
Republic of Korea	GREEN CROSS CORPORATION.	SERA & IMMUNOGLOBULINS	2,141,650.00
Republic of Korea	GREEN CROSS CORPORATION.	SERA & IMMUNOGLOBULINS	729,691.75
Republic of Korea	GREEN CROSS CORPORATION.	SERA & IMMUNOGLOBULINS	191,365.00
Republic of Korea	GREEN CROSS CORPORATION.	SERA & IMMUNOGLOBULINS	75,623.50
Republic of Korea	GREEN CROSS CORPORATION.	SERA & IMMUNOGLOBULINS	38,466.85
Republic of Korea	GREEN CROSS CORPORATION.	VACCINE	1,186,043.75
Republic of Korea	GREEN CROSS CORPORATION.	VACCINE	1,184,600.00
Republic of Korea	GREEN CROSS CORPORATION.	VACCINE	813,245.00
Republic of Korea	GREEN CROSS CORPORATION.	VACCINE	813,245.00
Republic of Korea	GREEN CROSS CORPORATION.	VACCINE	812,645.00
Republic of Korea	GREEN CROSS CORPORATION.	VACCINE	812,645.00
Republic of Korea	GREEN CROSS CORPORATION.	VACCINE	722,000.00
Republic of Korea	GREEN CROSS CORPORATION.	VACCINE	632,335.00
Republic of Korea	GREEN CROSS CORPORATION.	VACCINE	631,835.00
Republic of Korea	GREEN CROSS CORPORATION.	VACCINE	631,835.00
Republic of Korea	GREEN CROSS CORPORATION.	VACCINE	631,835.00
Republic of Korea	GREEN CROSS CORPORATION.	VACCINE	585,771.20
Republic of Korea	GREEN CROSS CORPORATION.	VACCINE	574,165.80
Republic of Korea	GREEN CROSS CORPORATION.	VACCINE	541,630.00
Republic of Korea	GREEN CROSS CORPORATION.	VACCINE	465,335.19
Republic of Korea	GREEN CROSS CORPORATION.	VACCINE	465,335.19
Republic of Korea	GREEN CROSS CORPORATION.	VACCINE	455,325.00
Republic of Korea	GREEN CROSS CORPORATION.	VACCINE	455,325.00
Republic of Korea	GREEN CROSS CORPORATION.	VACCINE	455,325.00
Republic of Korea	GREEN CROSS CORPORATION.	VACCINE	455,325.00
Republic of Korea	GREEN CROSS CORPORATION.	VACCINE	318,967.50
Republic of Korea	GREEN CROSS CORPORATION.	VACCINE	291,396.00
Republic of Korea	GREEN CROSS CORPORATION.	VACCINE	272,865.00
Republic of Korea	GREEN CROSS CORPORATION.	VACCINE	227,312.50
Republic of Korea	GREEN CROSS CORPORATION.	VACCINE	227,062.50
Republic of Korea	GREEN CROSS CORPORATION.	VACCINE	207,731.25
Republic of Korea	GREEN CROSS CORPORATION.	VACCINE	180,810.00
Republic of Korea	GREEN CROSS CORPORATION.	VACCINE	152,961.35
Republic of Korea	GREEN CROSS CORPORATION.	VACCINE	136,957.50
Republic of Korea	GREEN CROSS CORPORATION.	VACCINE	90,905.87
Republic of Korea	GREEN CROSS CORPORATION.	VACCINE	65,630.00
Republic of Korea	GREEN CROSS CORPORATION.	VACCINE	50,847.75
Republic of Korea	GREEN CROSS CORPORATION.	VACCINE	45,962.50
Republic of Korea	GREEN CROSS CORPORATION.	VACCINE	35,816.05
Republic of Korea	LG LIFE SCIENCES	VACCINE	909,200.00
Republic of Korea	LG LIFE SCIENCES	VACCINE	720,200.00
Republic of Korea	LG LIFE SCIENCES	VACCINE	600,000.00
Republic of Korea	LG LIFE SCIENCES	VACCINE	479,650.00
Republic of Korea	LG LIFE SCIENCES	VACCINE	359,837.50
Republic of Korea	LG LIFE SCIENCES	VACCINE	240,070.00
Republic of Korea	LG LIFE SCIENCES	VACCINE	176,575.00
Republic of Korea	LG LIFE SCIENCES	VACCINE	137,660.00
Republic of Korea	LG LIFE SCIENCES	VACCINE	106,085.00
Republic of Korea	LG LIFE SCIENCES	VACCINE	78,028.17



## Major purchase orders by UN organization

AGENCY			PO Value
Location of Supplier	Name of Supplier	Description of Goods	USD
<b>PAHO continued</b>			
Republic of Korea	LG LIFE SCIENCES	VACCINE	78,028.16
Republic of Korea	LG LIFE SCIENCES	VACCINE	78,028.16
Republic of Korea	LG LIFE SCIENCES	VACCINE	78,028.16
Republic of Korea	LG LIFE SCIENCES	VACCINE	51,500.80
Republic of Korea	LG LIFE SCIENCES	VACCINE	36,817.20
Republic of Korea	LG LIFE SCIENCES	VACCINE	35,345.00
Republic of Korea	STANDARD DIAGNOSTICS, INC	DIAGNOSTIC TEST KITS	46,498.00
Republic of Korea	STANDARD DIAGNOSTICS, INC	DIAGNOSTIC TEST KITS	46,498.00
Spain	ELSEVIER ESPANA, S.L.	BOOKS	153,405.07
Spain	ELSEVIER ESPANA, S.L.	BOOKS	149,549.64
Spain	ELSEVIER ESPANA, S.L.	BOOKS	59,544.58
Spain	ELSEVIER ESPANA, S.L.	BOOKS	56,810.54
Spain	ELSEVIER ESPANA, S.L.	BOOKS	54,394.72
Spain	ELSEVIER ESPANA, S.L.	BOOKS	50,219.22
Spain	ELSEVIER ESPANA, S.L.	BOOKS	47,223.39
Spain	ELSEVIER ESPANA, S.L.	BOOKS	46,452.50
Spain	ELSEVIER ESPANA, S.L.	BOOKS	40,198.41
Spain	ELSEVIER ESPANA, S.L.	BOOKS	32,410.46
Spain	TOYOTA GIBRALTAR STOCKHOLDINGS, LTD	VEHICLE	95,246.68
Switzerland	CRUCCELL SWITZERLAND AG.	VACCINE	6,360,500.00
Switzerland	CRUCCELL SWITZERLAND AG.	VACCINE	4,134,300.00
Switzerland	CRUCCELL SWITZERLAND AG.	VACCINE	3,180,500.00
Switzerland	CRUCCELL SWITZERLAND AG.	VACCINE	3,180,500.00
Switzerland	CRUCCELL SWITZERLAND AG.	VACCINE	3,177,000.00
Switzerland	CRUCCELL SWITZERLAND AG.	VACCINE	3,177,000.00
Switzerland	CRUCCELL SWITZERLAND AG.	VACCINE	3,177,000.00
Switzerland	CRUCCELL SWITZERLAND AG.	VACCINE	3,177,000.00
Switzerland	CRUCCELL SWITZERLAND AG.	VACCINE	3,177,000.00
Switzerland	CRUCCELL SWITZERLAND AG.	VACCINE	3,177,000.00
Switzerland	CRUCCELL SWITZERLAND AG.	VACCINE	2,165,166.88
Switzerland	CRUCCELL SWITZERLAND AG.	VACCINE	2,162,366.88
Switzerland	CRUCCELL SWITZERLAND AG.	VACCINE	2,162,116.61
Switzerland	CRUCCELL SWITZERLAND AG.	VACCINE	1,905,335.40
Switzerland	CRUCCELL SWITZERLAND AG.	VACCINE	1,650,362.83
Switzerland	CRUCCELL SWITZERLAND AG.	VACCINE	1,098,677.41
Switzerland	CRUCCELL SWITZERLAND AG.	VACCINE	952,667.70
Switzerland	CRUCCELL SWITZERLAND AG.	VACCINE	858,230.93
Switzerland	CRUCCELL SWITZERLAND AG.	VACCINE	635,111.80
Switzerland	CRUCCELL SWITZERLAND AG.	VACCINE	635,111.80
Switzerland	CRUCCELL SWITZERLAND AG.	VACCINE	551,020.08
Switzerland	CRUCCELL SWITZERLAND AG.	VACCINE	550,520.07
Switzerland	CRUCCELL SWITZERLAND AG.	VACCINE	550,320.07
Switzerland	CRUCCELL SWITZERLAND AG.	VACCINE	473,350.00
Switzerland	CRUCCELL SWITZERLAND AG.	VACCINE	370,096.16
Switzerland	CRUCCELL SWITZERLAND AG.	VACCINE	302,083.11
Switzerland	CRUCCELL SWITZERLAND AG.	VACCINE	301,683.11
Switzerland	CRUCCELL SWITZERLAND AG.	VACCINE	214,357.73
Switzerland	CRUCCELL SWITZERLAND AG.	VACCINE	195,219.93
Switzerland	CRUCCELL SWITZERLAND AG.	VACCINE	94,686.77
Switzerland	CRUCCELL SWITZERLAND AG.	VACCINE	73,400.00
Switzerland	CRUCCELL SWITZERLAND AG.	VACCINE	50,922.94
Switzerland	NOVARTIS PHARMA AG.	ANTIMALARIAL	116,840.26
Switzerland	NOVARTIS VACCINES AND DIAGNOSTICS AG.	VACCINE	979,550.00
Switzerland	NOVARTIS VACCINES AND DIAGNOSTICS AG.	VACCINE	979,550.00
Switzerland	NOVARTIS VACCINES AND DIAGNOSTICS AG.	VACCINE	934,450.00
Switzerland	NOVARTIS VACCINES AND DIAGNOSTICS AG.	VACCINE	650,600.00
Switzerland	NOVARTIS VACCINES AND DIAGNOSTICS AG.	VACCINE	324,550.00
Switzerland	VESTERGAARD FRANDSEN GROUP S.A.	VECTOR CONTROL	1,166,182.80
United Arab Emirates	ABU DHABI MEDICAL DEVICES CO	SYRINGES	356,833.68
United Arab Emirates	ABU DHABI MEDICAL DEVICES CO	SYRINGES	269,192.10
United Arab Emirates	ABU DHABI MEDICAL DEVICES CO	SYRINGES	131,633.82
United Arab Emirates	ABU DHABI MEDICAL DEVICES CO	SYRINGES	117,356.29
United Arab Emirates	ABU DHABI MEDICAL DEVICES CO	SYRINGES	100,668.52
United Arab Emirates	ABU DHABI MEDICAL DEVICES CO	SYRINGES	88,027.11
United Arab Emirates	ABU DHABI MEDICAL DEVICES CO	SYRINGES	74,482.14
United Arab Emirates	ABU DHABI MEDICAL DEVICES CO	SYRINGES	73,839.62
United Arab Emirates	ABU DHABI MEDICAL DEVICES CO	SYRINGES	67,553.25
United Arab Emirates	ABU DHABI MEDICAL DEVICES CO	SYRINGES	65,603.57
United Arab Emirates	ABU DHABI MEDICAL DEVICES CO	SYRINGES	47,565.71
United Arab Emirates	ABU DHABI MEDICAL DEVICES CO	SYRINGES	45,003.06
United Arab Emirates	ABU DHABI MEDICAL DEVICES CO	SYRINGES	44,980.01
United Arab Emirates	ABU DHABI MEDICAL DEVICES CO	SYRINGES	44,980.01
United Arab Emirates	ABU DHABI MEDICAL DEVICES CO	SYRINGES	43,825.69
United Arab Emirates	ABU DHABI MEDICAL DEVICES CO	SYRINGES	43,173.15
United Arab Emirates	ABU DHABI MEDICAL DEVICES CO	SYRINGES	43,150.09
United Arab Emirates	ABU DHABI MEDICAL DEVICES CO	SYRINGES	43,150.09
United Arab Emirates	ABU DHABI MEDICAL DEVICES CO	SYRINGES	40,355.53
United Arab Emirates	ABU DHABI MEDICAL DEVICES CO	SYRINGES	36,819.63
United Arab Emirates	ABU DHABI MEDICAL DEVICES CO	SYRINGES	35,606.26
United Arab Emirates	ABU DHABI MEDICAL DEVICES CO	SYRINGES	34,427.00
United Arab Emirates	ABU DHABI MEDICAL DEVICES CO	SYRINGES	30,627.60
United Kingdom	GLAXOSMITHKLINE EXPORT LTD.	LOGISTICS	4,199,065.00
United Kingdom	GLAXOSMITHKLINE EXPORT LTD.	LOGISTICS	2,569,070.03
United Kingdom	GLAXOSMITHKLINE EXPORT LTD.	VACCINE	4,299,562.27
United Kingdom	GLAXOSMITHKLINE EXPORT LTD.	VACCINE	3,501,750.00
United Kingdom	GLAXOSMITHKLINE EXPORT LTD.	VACCINE	3,500,271.00
United Kingdom	GLAXOSMITHKLINE EXPORT LTD.	VACCINE	3,331,344.74
United Kingdom	GLAXOSMITHKLINE EXPORT LTD.	VACCINE	3,328,844.74
United Kingdom	GLAXOSMITHKLINE EXPORT LTD.	VACCINE	3,032,100.00
United Kingdom	GLAXOSMITHKLINE EXPORT LTD.	VACCINE	2,984,820.00
United Kingdom	GLAXOSMITHKLINE EXPORT LTD.	VACCINE	2,355,992.76
United Kingdom	GLAXOSMITHKLINE EXPORT LTD.	VACCINE	2,241,288.00
United Kingdom	GLAXOSMITHKLINE EXPORT LTD.	VACCINE	2,172,790.00
United Kingdom	GLAXOSMITHKLINE EXPORT LTD.	VACCINE	2,096,897.02
United Kingdom	GLAXOSMITHKLINE EXPORT LTD.	VACCINE	1,940,212.00
United Kingdom	GLAXOSMITHKLINE EXPORT LTD.	VACCINE	1,846,047.24
United Kingdom	GLAXOSMITHKLINE EXPORT LTD.	VACCINE	1,467,860.00
United Kingdom	GLAXOSMITHKLINE EXPORT LTD.	VACCINE	1,466,310.00
United Kingdom	GLAXOSMITHKLINE EXPORT LTD.	VACCINE	1,466,310.00
United Kingdom	GLAXOSMITHKLINE EXPORT LTD.	VACCINE	1,463,760.00
United Kingdom	GLAXOSMITHKLINE EXPORT LTD.	VACCINE	1,136,620.00
United Kingdom	GLAXOSMITHKLINE EXPORT LTD.	VACCINE	1,132,820.00
United Kingdom	GLAXOSMITHKLINE EXPORT LTD.	VACCINE	1,129,104.75
United Kingdom	GLAXOSMITHKLINE EXPORT LTD.	VACCINE	1,129,104.74
United Kingdom	GLAXOSMITHKLINE EXPORT LTD.	VACCINE	1,118,450.00
United Kingdom	GLAXOSMITHKLINE EXPORT LTD.	VACCINE	1,112,515.00
United Kingdom	GLAXOSMITHKLINE EXPORT LTD.	VACCINE	1,100,620.00
United Kingdom	GLAXOSMITHKLINE EXPORT LTD.	VACCINE	1,100,620.00
United Kingdom	GLAXOSMITHKLINE EXPORT LTD.	VACCINE	1,099,820.00
United Kingdom	GLAXOSMITHKLINE EXPORT LTD.	VACCINE	1,051,738.00
United Kingdom	GLAXOSMITHKLINE EXPORT LTD.	VACCINE	846,792.00
United Kingdom	GLAXOSMITHKLINE EXPORT LTD.	VACCINE	845,892.00

## Major purchase orders by UN organization

AGENCY			PO Value
Location of Supplier	Name of Supplier	Description of Goods	USD
<b>PAHO continued</b>			
United Kingdom	GLAXOSMITHKLINE EXPORT LTD.	VACCINE	738,480.00
United Kingdom	GLAXOSMITHKLINE EXPORT LTD.	VACCINE	736,780.00
United Kingdom	GLAXOSMITHKLINE EXPORT LTD.	VACCINE	733,780.00
United Kingdom	GLAXOSMITHKLINE EXPORT LTD.	VACCINE	732,230.00
United Kingdom	GLAXOSMITHKLINE EXPORT LTD.	VACCINE	730,430.00
United Kingdom	GLAXOSMITHKLINE EXPORT LTD.	VACCINE	469,674.38
United Kingdom	GLAXOSMITHKLINE EXPORT LTD.	VACCINE	338,285.63
United Kingdom	GLAXOSMITHKLINE EXPORT LTD.	VACCINE	337,985.62
United Kingdom	GLAXOSMITHKLINE EXPORT LTD.	VACCINE	336,343.20
United Kingdom	GLAXOSMITHKLINE EXPORT LTD.	VACCINE	330,897.63
United Kingdom	GLAXOSMITHKLINE EXPORT LTD.	VACCINE	278,800.00
United Kingdom	GLAXOSMITHKLINE EXPORT LTD.	VACCINE	140,375.00
United Kingdom	GLAXOSMITHKLINE EXPORT LTD.	VACCINE	94,276.58
United Kingdom	GLAXOSMITHKLINE EXPORT LTD.	VACCINE	93,726.58
United Kingdom	GLAXOSMITHKLINE EXPORT LTD.	VACCINE	93,676.58
United Kingdom	GLAXOSMITHKLINE EXPORT LTD.	VACCINE	93,605.37
United Kingdom	GLAXOSMITHKLINE EXPORT LTD.	VACCINE	31,221.88
United Kingdom	HOCKLEY INTERNATIONAL LTD.	INSECTICIDES	195,273.75
United Kingdom	NOVARTIS VACCINES & DIAGNOSTICS LIMITED.	VACCINE	1,372,560.00
United Kingdom	NOVARTIS VACCINES & DIAGNOSTICS LIMITED.	VACCINE	1,372,560.00
United Kingdom	NOVARTIS VACCINES & DIAGNOSTICS LIMITED.	VACCINE	1,372,560.00
United Kingdom	NOVARTIS VACCINES & DIAGNOSTICS LIMITED.	VACCINE	1,095,336.00
United Kingdom	NOVARTIS VACCINES & DIAGNOSTICS LIMITED.	VACCINE	1,089,747.00
United Kingdom	NOVARTIS VACCINES & DIAGNOSTICS LIMITED.	VACCINE	1,088,691.30
United Kingdom	NOVARTIS VACCINES & DIAGNOSTICS LIMITED.	VACCINE	993,550.00
United Kingdom	NOVARTIS VACCINES & DIAGNOSTICS LIMITED.	VACCINE	570,745.70
United States of America	ACCELERA SOLUTIONS, INC.	COMPUTER SOFTWARE LICENSE	39,946.95
United States of America	BIO-RAD LABORATORIES	DIAGNOSTIC TEST KITS	115,170.00
United States of America	CARPET RESOURCES, INC.	CARPETS AND OTHER TEXTILE	30,138.42
United States of America	CHEMBIO DIAGNOSTIC SYSTEMS, INC.	DIAGNOSTIC TEST KITS	184,408.50
United States of America	CLEARPATH SOLUTIONS GROUP.	COMPUTER S&E	115,328.00
United States of America	CORE BTS, INC.	TELEPHONE SYSTEMS	39,900.20
United States of America	EXPRESS PRINTING & GRAPHI	LOGISTICS	43,824.00
United States of America	FRANK PARSONS, COMPANY.	PAPER	30,000.00
United States of America	GASCH PRINTING, LLC.	PRINTING SERVICES	41,941.00
United States of America	HELM MEDICAL.	SYRINGES	202,374.27
United States of America	HELM MEDICAL.	SYRINGES	111,074.31
United States of America	HELM MEDICAL.	SYRINGES	104,342.81
United States of America	HELM MEDICAL.	SYRINGES	104,342.81
United States of America	HELM MEDICAL.	SYRINGES	81,247.17
United States of America	HELM MEDICAL.	SYRINGES	74,490.33
United States of America	HELM MEDICAL.	SYRINGES	73,389.92
United States of America	HELM MEDICAL.	SYRINGES	59,263.29
United States of America	HELM MEDICAL.	SYRINGES	50,157.23
United States of America	HELM MEDICAL.	SYRINGES	49,385.70
United States of America	HELM MEDICAL.	SYRINGES	44,150.00
United States of America	HELM MEDICAL.	SYRINGES	44,063.24
United States of America	HELM MEDICAL.	SYRINGES	42,774.27
United States of America	HELM MEDICAL.	SYRINGES	39,275.15
United States of America	HELM MEDICAL.	SYRINGES	36,535.77
United States of America	HUMAN CIRCUIT, INC.	PROJECTORS	40,887.52
United States of America	J. REILLY ASSOCIATES	JANITORIAL SUPPLIES	30,000.00
United States of America	JOHN W. HOCK COMPANY	VECTOR CONTROL	173,627.26
United States of America	KLUWER, WOLTERS	PUBLICATIONS, GENERAL	191,589.01
United States of America	LANE INSTRUMENT CORP.	MEDICAL & SURGICAL S&E	177,134.95
United States of America	LONDON FOG, INC.	AEROSOL GENERATOR	69,816.94
United States of America	MCDONALD & EUDY PRINTERS, INC	PRINTING SERVICES	37,757.50
United States of America	MERCK & CO. INC	LOGISTICS	1,797,502.50
United States of America	MERCK & CO. INC	VACCINE	8,141,812.50
United States of America	MERCK & CO. INC	VACCINE	8,141,812.50
United States of America	MERCK & CO. INC	VACCINE	930,534.44
United States of America	MERCK & CO. INC	VACCINE	841,781.19
United States of America	MERCK & CO. INC	VACCINE	605,169.13
United States of America	MERCK & CO. INC	VACCINE	443,562.50
United States of America	MERCK & CO. INC	VACCINE	443,562.50
United States of America	MERCK & CO. INC	VACCINE	88,903.25
United States of America	MERCK & CO. INC	VACCINE	82,289.38
United States of America	MERCK & CO. INC	VACCINE	77,099.00
United States of America	MERCK & CO. INC	VACCINE	69,910.00
United States of America	MERCK & CO. INC	VACCINE	54,520.63
United States of America	MID-ATLANTIC PRINTERS LIM	PRINTING SERVICES	41,011.30
United States of America	MILLIPORE CORPORATION.	DIAGNOSTIC TEST KITS	85,400.63
United States of America	MILLIPORE CORPORATION.	DIAGNOSTIC TEST KITS	71,587.37
United States of America	MILLIPORE CORPORATION.	DIAGNOSTIC TEST KITS	71,504.34
United States of America	MONTEL AETNASTAK, INC.	SHELVING	54,138.61
United States of America	NUBENCO.	LABORATORY S&E	53,448.00
United States of America	NUBENCO.	LABORATORY S&E	30,072.00
United States of America	RAYOMED.	LABORATORY S&E	42,161.00
United States of America	RAYOMED.	MEDICAL & SURGICAL S&E	41,603.32
United States of America	SERVICE FOR SCIENCE AND I	LABORATORY S&E	30,540.42
United States of America	SIEMENS HEALTHCARE DIAGNOSTICS INC	DIAGNOSTIC TEST KITS	91,798.30
United States of America	SIEMENS HEALTHCARE DIAGNOSTICS INC	DIAGNOSTIC TEST KITS	53,273.47
United States of America	SIEMENS HEALTHCARE DIAGNOSTICS INC	DIAGNOSTIC TEST KITS	41,926.50
United States of America	SIEMENS HEALTHCARE DIAGNOSTICS INC	DIAGNOSTIC TEST KITS	33,831.05
United States of America	SOFTCHOICE CORPORATION	COMPUTER SOFTWARE LICENSE	37,308.00
United States of America	SOFTCHOICE CORPORATION	COMPUTER SOFTWARE LICENSE	34,476.00
United States of America	THOMAS SCIENTIFIC.	LABORATORY S&E	54,864.63
United States of America	UNIVERSAL MEDICAL PRODUCTS, INC	DENTAL INSTRUMENTS & APPL	227,069.25
United States of America	WELCH ALLYN, INC.	OTOSCOPES	329,955.45
United States of America	WYETH HOLDINGS CORPORATION	VACCINE	3,968,593.18
United States of America	WYETH HOLDINGS CORPORATION	VACCINE	3,776,894.66
United States of America	WYETH HOLDINGS CORPORATION	VACCINE	2,278,365.08
United States of America	WYETH HOLDINGS CORPORATION	VACCINE	2,052,295.14
United States of America	WYETH HOLDINGS CORPORATION	VACCINE	1,746,560.94
United States of America	WYETH HOLDINGS CORPORATION	VACCINE	866,659.76
United States of America	WYETH HOLDINGS CORPORATION	VACCINE	865,509.76
United States of America	WYETH HOLDINGS CORPORATION	VACCINE	863,456.11
United States of America	WYETH HOLDINGS CORPORATION	VACCINE	714,908.85
United States of America	WYETH HOLDINGS CORPORATION	VACCINE	498,112.72
United States of America	WYETH HOLDINGS CORPORATION	VACCINE	309,875.20
United States of America	WYETH HOLDINGS CORPORATION	VACCINE	307,514.20
United States of America	WYETH HOLDINGS CORPORATION	VACCINE	276,272.78
United States of America	WYETH HOLDINGS CORPORATION	VACCINE	276,242.78
United States of America	WYETH HOLDINGS CORPORATION	VACCINE	61,832.84
United States of America	WYETH HOLDINGS CORPORATION	VACCINE	30,791.42
United States of America	WYETH HOLDINGS CORPORATION	VACCINE	30,791.42
United States of America	WYETH HOLDINGS CORPORATION	VACCINE	30,741.42
United States of America	WYETH HOLDINGS CORPORATION	VACCINE	30,741.42
United States of America	WYETH-HAYERST INTERNATIONAL.	VACCINE	1,663,677.79
United States of America	WYETH-HAYERST INTERNATIONAL.	VACCINE	1,297,165.13

## Major purchase orders by UN organization

AGENCY			PO Value
Location of Supplier	Name of Supplier	Description of Goods	USD
<b>UNDP</b>			
Afghanistan	ABDUL ALI AFZAL (LANDLORD)	Leased Building	40,500.00
Afghanistan	ADVIZING IT LTD	Computer servers	70,670.00
Afghanistan	ADVIZING IT LTD	Desktop computers	35,080.00
Afghanistan	ADVIZING IT LTD	Notebook computers	218,790.00
Afghanistan	ADVIZING IT LTD	Notebook computers	208,750.00
Afghanistan	BORJ-E-PAMIR LOGISTICS SERVICES CO	Power transformers	37,000.00
Afghanistan	CISCO SYSTEMS INC	Network data service units	43,240.00
Afghanistan	DA AFGHANISTAN BRISHNA SHIRKAT	Electricity	321,690.00
Afghanistan	DAN OFFICE	Airfreight transport	41,550.00
Afghanistan	DAN OFFICE	Color Printers	58,160.00
Afghanistan	DAN OFFICE	Computer Monitors	52,800.00
Afghanistan	DAN OFFICE	Computer printers	286,020.00
Afghanistan	DAN OFFICE	Computer servers	51,610.00
Afghanistan	DAN OFFICE	Desktop computers	350,790.00
Afghanistan	DAN OFFICE	Notebook computers	383,200.00
Afghanistan	DAN OFFICE	Printer or facsimile toner	292,670.00
Afghanistan	DAN OFFICE	Printing accessories	109,680.00
Afghanistan	DAN OFFICE	Uninterruptible power suppl	179,180.00
Afghanistan	E.C.L AFGHAN LTD	Diesel fuel	70,260.00
Afghanistan	E.C.L AFGHAN LTD	Diesel Fuel Expenses for the Month of Dec 2011 UNDP- CO	49,880.00
Afghanistan	E.C.L AFGHAN LTD	Diesel Fuel Expenses for the Month of Dec 2011 UNOCA	34,430.00
Afghanistan	E.C.L AFGHAN LTD	Diesel fuel for Generator of CO Guest hoses & UNOCA	39,010.00
Afghanistan	E.C.L AFGHAN LTD	Fuel for vehicles	108,110.00
Afghanistan	E.C.L AFGHAN LTD	Fuel for vehicles	79,550.00
Afghanistan	E.C.L AFGHAN LTD	Fuel for vehicles & Generators UNDP co	35,760.00
Afghanistan	FLEICHACKER GMBH & CO. KG.SCHWERTE	Medical Kits	65,180.00
Afghanistan	GOLDEN RELIEF RESOURCES L.L.C	Rechargeable batteries	45,800.00
Afghanistan	GOLDEN RELIEF RESOURCES L.L.C	Telephones	38,520.00
Afghanistan	IDG SECURITY AFGHANISTAN LTD	Armed security Guards	206,550.00
Afghanistan	IDG SECURITY AFGHANISTAN LTD	Security services charges from(Jan-March 2012)	63,150.00
Afghanistan	ILMI LTD	Paper products	33,430.00
Afghanistan	ILMI LTD	Paper products	33,040.00
Afghanistan	INSAF FAHIM CO LTD	Chairs	32,690.00
Afghanistan	IO GLOBAL SERVICES PRIVATE LIMITED	Sservices charges to IO Global	40,200.00
Afghanistan	JUBAILI BROS	Diesel generators	344,520.00
Afghanistan	KABUL KAIHAN KAWSAR TRADING COMPANY	Diesel fuel	104,090.00
Afghanistan	KHAIR KHWA FUEL LOGISTICS GROUP	Diesel fuel	630,800.00
Afghanistan	KHAIR KHWA FUEL LOGISTICS GROUP	Fuel expenses for the months of Feb, Mar, Apr 2012 JHRA and HRSU project	54,000.00
Afghanistan	KHAIR KHWA FUEL LOGISTICS GROUP	Fuel expenses for up coming six month of UNOCHA	50,000.00
Afghanistan	KHAIR KHWA FUEL LOGISTICS GROUP	Fuel for vehicles	421,110.00
Afghanistan	KHAIR KHWA FUEL LOGISTICS GROUP	Fuel for vehicles	219,510.00
Afghanistan	LIWAL LIMITED	ArcGis Server 10 Advanced	34,000.00
Afghanistan	MOHAMMAD ASHRAF WAZIRI	Leased Building	60,000.00
Afghanistan	MOHAMMAD ASLAM (LAND LORD)	Lease agreement for UNOCHA	108,000.00
Afghanistan	MOHAMMAD ZAMEER	Leased Building	49,000.00
Afghanistan	MUBASHER FATIH LOGISTICS SERVICES CO	Vehicle rental	50,160.00
Afghanistan	NASEEB AND ZAHEEN CONSTRUCTION COMPANY	Electricity	47,890.00
Afghanistan	ROHULLAH	Leased Building	32,000.00
Afghanistan	ROSHAN TELECOM DEVELOP.CO. AFG.LTD.	Mobile communication services	85,160.00
Afghanistan	STRATEX HOSPITALITY	Leased Building	2,066,870.00
Afghanistan	UNAMA	Leased Building	129,180.00
Afghanistan	UNICEF AFGHANISTAN COUNTRY OFFICE	Leased Building	74,250.00
Afghanistan	UNOPS	Leased Building	112,270.00
Afghanistan	UNOPS AFGHANISTAN PIF	Leased Building	179,200.00
Afghanistan	UNOPS-UNMACCA	Leased Building	59,640.00
Afghanistan	UN-WFP DUBAI	Diesel generators	56,210.00
Afghanistan	UN-WFP DUBAI	supply and delivery of armored vehicles spare parts to UNDP CO& Projects	469,840.00
Afghanistan	UN-WFP DUBAI	Supply and delivery of Generator spare parts to UNDP CO and Regional offices	78,920.00
Afghanistan	UN-WFP DUBAI	Supply and delivery of Toyota vehicle	44,770.00
Afghanistan	UN-WFP DUBAI	Wireless Security Comm.	96,790.00
Afghanistan	ZALMA ARCHITECTURE & CONSTRUCTION CO	Construction works for Moss Compliant & upgrading of UNOCHA new office in Kabul, Afghanistan.	81,790.00
Albania	A GJOKA SHPK	Road maintenance or repairs	55,250.00
Albania	GENER 2 SHPK	Leased Building	114,410.00
Albania	GURTEN SHPK	Leased Building	192,740.00
Albania	SHOQATA KOMBETARE E BLEGT. LEA	Livestock feed	40,860.00
Algeria	Advizing IT Ltd.	Computer servers	43,610.00
Algeria	AGENCE NATIONALE D'AMENAGEMENT DU TERRI	Leased Building	36,790.00
Algeria	ASSMANN TELECOM SAS	Videoconferencing systems	816,760.00
Algeria	BELACHI IMEN	location du la villa 1er Trimestre 2012	115,410.00
Algeria	BELACHI IMEN	location du la villa 2e Trimestre 2012	119,480.00
Algeria	BELACHI IMEN	location du la villa 3eTrimestre 2012	112,870.00
Algeria	BELACHI IMEN	location du la villa 4eTrimestre 2012	111,660.00
Algeria	COMPAGNIE GARDIENNAGE PROTECTION SECURIT	Société de gardiennage	37,420.00
Angola	AMEX EXPORT-IMPORT GMBH	NUCL.MAGN.SILICA 384T	32,310.00
Angola	AMEX EXPORT-IMPORT GMBH	NUCLIS. EASY-Q HV-1 V2.0 48T	285,740.00
Angola	AMEX EXPORT-IMPORT GMBH	NUCLISENS EASYMAG DISPOSABLE	33,210.00
Angola	IDA HIV/AIDS GROUP	Cost of drugs (ARV) - 2nd PO related to Quotation n# ASQ11087	1,922,410.00
Angola	IDA HIV/AIDS GROUP	Cost of drugs (ARV) - QuotationAS120018 dated 08 Mar 2012	84,590.00
Angola	IDA HIV/AIDS GROUP	Freight and insurance	194,310.00
Angola	IDA HIV/AIDS GROUP	Handling fee	62,750.00
Argentina	CRIROMA SA	Leased Building	34,000.00
Armenia	AR AND AR DESIGN CONSTRUCTION	Manufacturing and delivery of bins for PET collection.	90,170.00
Armenia	ATICA SHIN LLC	Armenian State University of Economics Internal Yard Improvement	86,540.00
Armenia	BARVA LLC	ANTI HAIL SYSTEMS FOR TAVUSH REGION	43,250.00
Armenia	BUILDING DEPARTMENT N1 OJSC	Replacement of the facade windows of the State University of Economics	59,790.00
Armenia	CARD AGROSERVICE CJSC	ELECTRIC TRAY DRYER MODEL ED-03SW FOR TAVUSH REGION	47,500.00
Armenia	DEVOTRA BV	Wood Processing Equipment	43,380.00
Armenia	H M TILES CJSC	Decorative Design of façade	86,950.00
Armenia	HARSNADZOR LLC	Provision of construction services on implementation of energy efficiency measures in the selected residential building	35,610.00
Armenia	IRRIGATION SYSTEMS FOR AGRICULTURE AND	CONSTRUCTION OF 17 GREENHOUSES IN PTGHAVAN COMMUNITY OF TAVUSH MARZ	59,760.00
Armenia	LOGIC INTER LLC	Garbage truck/compactor KO-440-2	47,500.00
Armenia	MAGGA PRODUCTION COOPERATIVE	Awards	34,250.00
Armenia	NPK ELEKTROSET LLC	Fluorescent fixtures	63,940.00
Armenia	OMEGA COMPANY LLC	Fluorescent fixtures	95,110.00
Armenia	REGULA BALTJA LTD	PASSPORT READER REGULA 7024.111 WITH SDK SOFTWARE	60,470.00
Armenia	TOYOTA YEREVAN LLC	Toyota Land Cruiser 150 2.7 Liter GAS AWD with additional accessories mentioned in price suggestion.	38,230.00
Armenia	TOYOTA YEREVAN LLC	Toyota LC150 2.7 GAS	36,610.00
Armenia	TST STAG S.A	Portable Recovery Machine	31,030.00
Armenia	ZAVIVAN LLC	Construction of 12 greenhouses in Tovuz community of Tavush MarzGreenhouses	42,750.00
Azerbaijan	BCC General Trading LLC	Controlling units or device	87,500.00
Azerbaijan	BCC General Trading LLC	Desktop computers	84,540.00
Azerbaijan	BCC General Trading LLC	Scanners	30,080.00
Azerbaijan	BCC General Trading LLC	Software (license)	85,900.00
Azerbaijan	DNS Komputer MMC	Office machines	38,220.00
Azerbaijan	Hilal Elektrik Insh. Tur	Power transformers	124,910.00
Azerbaijan	Legenda CO	Controlling units or device	44,600.00
Azerbaijan	Legenda CO	Minivans or vans	433,600.00
Azerbaijan	NTC LLC	Software (license)	817,940.00
Azerbaijan	Selva	Video networking equipment	170,840.00

## Major purchase orders by UN organization

AGENCY			PO Value
Location of Supplier	Name of Supplier	Description of Goods	USD
UNDP continued			
Azerbaijan	SINAM MMC	Software Internal Developed	429,150.00
Azerbaijan	ULTRA Computers Company	Computer servers	39,850.00
Bahrain	AL HADDAD MOTORS	Automobiles or cars	51,070.00
Bahrain	AL TAWFEEK MAINT. SERVICES CO. W.L.L.	Cleaning Service for UN House (8 months)	83,780.00
Bahrain	SECURICORE S.P.C.	UN House Security Service (6 Months)	31,910.00
Bangladesh	AD. MOMENTS	Fibers and threads and yarn	55,740.00
Bangladesh	Computer Source Limited	Desktop computers	145,580.00
Bangladesh	F. Unduetsch GmbH	Forensic equipment	204,830.00
Bangladesh	F. Unduetsch GmbH	Other Elections Materials	388,910.00
Bangladesh	F. Unduetsch GmbH	Scanners	138,000.00
Bangladesh	Honeycom Automation & Security Pvt. Ltd.	Radio, Wireless Security Co	97,110.00
Bangladesh	ICEL Private Limited	Printing accessories	305,130.00
Bangladesh	Information Solution Ltd	Notebook computers	37,870.00
Bangladesh	INTERNATIONAL TRAVEL CORPORATION LTD	Air-ticket	43,080.00
Bangladesh	JAN Associates Limited	Cameras	91,740.00
Bangladesh	Real Printing and Advertising	Specification of Billboard	44,960.00
Bangladesh	Systems Solutions & Development Technolog	Software (license)	52,840.00
Bangladesh	Tech Valley Solutions Limited	Audio visual accessories	297,010.00
Bangladesh	Tech Valley Solutions Limited	Desktop computers	44,990.00
Bangladesh	Tech Valley Solutions Limited	Notebook computers	31,420.00
Bangladesh	Tiger IT Bangladesh Ltd.	Scanners	34,850.00
Bangladesh	Tiger IT Bangladesh Ltd.	Software Internal Developed	208,740.00
Bangladesh	UNOPS	Minivans or vans	30,500.00
Barbados	ADVIZING IT	Computer servers	106,040.00
Barbados	CARIBBEAN EMERGENCY RESPONDERS	Hand Tools	51,760.00
Barbados	DIGITAL ALERT SYSTEMS	Radios	36,690.00
Barbados	FEDERAL SIGNAL	Sirens	57,470.00
Barbados	GIS4C BV	Software (license)	45,500.00
Barbados	MINISTRY OF HOUSING LANDS AND ENVIRONMEN	Rental Cost	72,930.00
Barbados	MOTOROLA SOLUTIONS INC	Radios	141,010.00
Barbados	Spatial Innovision Limited	Software (license)	34,000.00
Belarus, Republic of	AMEX EXPORT-IMPORT GMBH	Arterial line catheters	168,270.00
Belarus, Republic of	AMEX EXPORT-IMPORT GMBH	Corning 50mL clear polypropylene (PP) self-standing centrifuge tube	30,060.00
Belarus, Republic of	AMEX EXPORT-IMPORT GMBH	Laboratory Equipment	354,500.00
Belarus, Republic of	AMEX EXPORT-IMPORT GMBH	Viroseq HIV-1 Genotyping system	30,730.00
Belarus, Republic of	ATRIK D.O.O.	Waste collection vehicle, Atrik, Scania shassi	157,200.00
Belarus, Republic of	BELASEPTIKA ZAO	Other Medical Supplies (Antiseptic napkins=	94,270.00
Belarus, Republic of	BELVIVAD OOO	Laboratory Equipment (Audiometers with accessories)	57,440.00
Belarus, Republic of	BIAB INTERNATIONAL AB	Other Medical Supplies (Antiseptic napkins, pack of 100)	49,700.00
Belarus, Republic of	BURTEH CHPTUP	Storage chests and cabinets	64,180.00
Belarus, Republic of	ECOPRESS GROUP OU	Waste collection vehicle, for transportation of large containers	287,740.00
Belarus, Republic of	ECOPRESS GROUP OU	Waste collection vehicle, rear-end loaded with tail lifting device	178,380.00
Belarus, Republic of	ENKOPLAST-UKR OOO	Storage chests and cabinets	94,850.00
Belarus, Republic of	ENTRYDELL S.A.	Medical Equipment, Ultrasound Scanner Sonoace R3 with linear probe, microconvex probe, intravaginal probe	48,400.00
Belarus, Republic of	EVROVODA OOO	Storage chests and cabinets, biocomposters Thermoking	76,960.00
Belarus, Republic of	Fleischhacker GmbH & Co.	ESCO Class II Biological safety cabinet, model AC2-4S1	31,080.00
Belarus, Republic of	IDA FOUNDATION	Anti Tuberculosis drugs 2 s	2,324,000.00
Belarus, Republic of	IDA FOUNDATION	Anti Tuberculosis drugs 2 s	114,080.00
Belarus, Republic of	IDA FOUNDATION	Anti Tuberculosis drugs 2 s (Capreomycin 1g powder for inj)/PAC-1 vls)	196,470.00
Belarus, Republic of	IDA FOUNDATION	Anti Tuberculosis drugs 2 s (Cycloserine 250mg cap?PAC-100 cap bl )	109,080.00
Belarus, Republic of	IDA FOUNDATION	Anti Tuberculosis drugs 2 s line	1,200,480.00
Belarus, Republic of	MAZ, OAO	Waste collection vehicle, MAZ	229,840.00
Belarus, Republic of	MOLODECHNENSKIY ZAVOD METALLOIZDEL'Y OAO	Storage chests and cabinets	231,100.00
Belarus, Republic of	OAO UNIVERSAM SELMASHEVSKIY	Prepared and preserved food (FOOD PARCELS FOR 200 TB PATIENTS)	41,740.00
Belarus, Republic of	OAO ZADNEPROVIE	Prepared and preserved food	41,740.00
Belarus, Republic of	SVYAZKA TEKHNOLOGIY ZAO	Desktop computers	43,920.00
Belarus, Republic of	THE MEDICAL EXPORT GROUP B.V	Medical Equipment	151,270.00
Belarus, Republic of	THE MEDICAL EXPORT GROUP B.V	Other Medical Supplies	205,730.00
Belarus, Republic of	TRANSSTROYBEL ZAO	Heavy construction machinery, Bulldozer Chetra T 11.01C1S1	416,670.00
Belarus, Republic of	UNFPA	Contraceptive - Condoms	96,160.00
Belarus, Republic of	UNICEF	Anti-retroviral drugs (ARV)	487,700.00
Belarus, Republic of	UNICEF	Anti-retroviral drugs (ARV) (Raltegravir 400mg tabs/PAC-60)	43,200.00
Belarus, Republic of	UNICEF	Anti-retroviral drugs (ARV), Darunavir 300mg tabs/PAC-120	137,810.00
Belarus, Republic of	UNICEF	Anti-retroviral drugs (ARV), Didanosine 200mg EC caps/PAC-30	192,630.00
Belarus, Republic of	UNICEF	Anti-retroviral drugs (ARV), Efavirenz 600mg tabs/PAC-30	94,010.00
Belarus, Republic of	UNICEF	Anti-retroviral drugs (ARV), EFV600mg+FTC200mg+TDF300mg tab/PAC-30	155,110.00
Belarus, Republic of	UNICEF	Anti-retroviral drugs (ARV), FTC200mg+TDF 300mg yabs/PAC-30	206,010.00
Belarus, Republic of	UNICEF	Anti-retroviral drugs (ARV), 3TC150mg+AZT300mg tabs/PAC-60	187,560.00
Belarus, Republic of	UNICEF	Anti-retroviral drugs (ARV), Tenofovir 300mg tabs/PAC-30	91,970.00
Belarus, Republic of	UNICEF	Dispensary drugs (Methadone HCl 5mg/ml/PAC-6 vls of 1000ml)	157,790.00
Belarus, Republic of	UNIT EXPORT LIMITED	Medical Supplies	66,560.00
Belarus, Republic of	UNIT EXPORT LIMITED	Medical Supplies	42,560.00
Belarus, Republic of	WEST OOO	Contraceptive - Condoms	55,100.00
Benin	AFRICA SOLAR ENERGY SARL	Public structures	80,330.00
Benin	AGIRE SARL	Schools (20%)	66,770.00
Benin	BETEIR BENIN SARL	Furniture Accessories	37,740.00
Benin	BETRA-BTP	Clinic	197,610.00
Benin	CENADIS	Cablage Electrique et informatique	42,220.00
Benin	CERAT BTP	Schools	219,410.00
Benin	COMTEL Technologies	Projectors	670,870.00
Benin	ENTREPRISE KOGNONSA ET FILS	Table banc 2 places	35,800.00
Benin	ETABLISSEMENT DIEU POURVOIRA	Plumbing	45,650.00
Benin	ETABLISSEMENT NECI	Commercial structures (20%)	69,430.00
Benin	ETABLISSEMENT NECI	Schools	173,230.00
Benin	ETABLISSEMENT NECI	Schools (20%)	32,530.00
Benin	ETENOC - BTP	Schools	188,860.00
Benin	ETS ECMAF	Commercial structures	37,340.00
Benin	ETS Esperance 2001	Schools	101,620.00
Benin	ETS Esperance 2001	Schools (20%)	64,940.00
Benin	EXIMPORT-MAA BTP	Public structures	71,860.00
Benin	GEMALTO SA	Technical Support for 6 mths, to be provided from tech. Centre in Cotonou from start of reg.	225,200.00
Benin	GENERALE D'AFRIQUE	Diesel generators	41,740.00
Benin	HYDRO T.P.E SARL	Schools	47,960.00
Benin	MANKPONDJI INTER	Public structures	182,760.00
Benin	MANKPONDJI INTER	Schools	65,650.00
Benin	MAYARICK BENIN	Schools	72,190.00
Benin	NORD METAL	Schools	76,180.00
Benin	NORD METAL	Schools (20%)	44,560.00
Benin	SAD NEGOCES	Commercial structures	48,600.00
Benin	SAD NEGOCES	Schools	107,620.00
Benin	SOCAR BENIN S.A	Armored Vehicles	66,980.00
Benin	SOCIETE GROUPE D'AFRIQUE BTP	Schools (20%)	64,350.00
Benin	SOCIETE VIRADA SARL	Public structures	59,270.00
Benin	TOYOTA GIBALTAR	All terrain vehicles	38,490.00
Benin	TOYOTA GIBALTAR	Armored Vehicles ( Land Cruiser Prado TX, Model LJ150L-GKMEE SFX:01)	78,210.00
Benin	TOYOTA GIBALTAR	Automobiles or cars	224,360.00
Benin	TOYOTA GIBALTAR	Automobiles or cars	40,580.00
Benin	TOYOTA GIBALTAR	Automobiles or cars (LHD Hilux Single Cabine 3 seater, Model LAN25L-TRMDEN#)	45,380.00
Benin	TOYOTA GIBALTAR	Busses (Hiace Commuter Bus, 15 seater)	31,300.00
Bhutan	World Travel Services	Airfare	31,730.00
Bolivia	ARVAL REPRESENTACIONES	Filing cabinets	46,640.00



## Major purchase orders by UN organization

AGENCY	Location of Supplier	Name of Supplier	Description of Goods	PO Value USD
	<b>UNDP continued</b>			
Bolivia		BRAMA PROYECTO DISEÑO Y CONSTRUCCIONES M	Mining machinery & equipment - Maquinaria y Equipo - LOTE I	32,580.00
Bolivia		COMPANIA DE SERVICIOS INTERNACIONALES	Other essential drugs	32,470.00
Bolivia		Fleischhacker GmbH & Co	Laboratory Equipment	70,700.00
Bolivia		IDA FOUNDATION	PAS acid sachet eq. 4 g	30,220.00
Bolivia		INSUMOS AGROPECUARIOS "AGROSID"	Insecticida alfacipermetrina al 20%	33,610.00
Bolivia		L-SER	Hand Tools	77,000.00
Bolivia		NOSIGLIA SPORT LTDA	Motorcycles	98,040.00
Bolivia		OBERON S.R.L.	Laboratory Equipment	42,680.00
Bolivia		PLASTICOS CARMEN SRL	Liquid containers	97,200.00
Bolivia		PROTECCION A LA SALUD PROSALUD	Other Medical Supplies	38,520.00
Bolivia		TAIYO MOTORS S.A.	Armored Vehicles	131,700.00
Bolivia		TOYOSA S.A.	Vehicles, all terrain	37,400.00
Bolivia		UNICEF	Industrial Products	202,200.00
Bolivia		UNICEF	Medical Equipment	39,660.00
Bolivia		UNICEF	Mosquito nets conical 150 denier Olyset brand	42,740.00
Bolivia		UNICEF	Mosquito nets, conical, PermaNet Brand, Insecticide:Delthametrin	58,080.00
Bosnia-Herzgovina		AGRO SYSTEM AGS DOO	Agricultural machinery & eq	147,730.00
Bosnia-Herzgovina		AGROMEHANIKA KOMERC	Agricultural machinery & eq	86,140.00
Bosnia-Herzgovina		ALBERA DOO	Manufactured Articles	231,900.00
Bosnia-Herzgovina		AMEX EXPORT-IMPORT GMBH	840 ES Ventilator V14 Drac-EN	39,280.00
Bosnia-Herzgovina		AMEX EXPORT-IMPORT GMBH	Architect 12000sr plus	119,630.00
Bosnia-Herzgovina		AMEX EXPORT-IMPORT GMBH	Cryofuge 8500i 400V 3N 50Hz Incl Rotor	166,180.00
Bosnia-Herzgovina		AMEX EXPORT-IMPORT GMBH	Endoscope - Gastrocolonoscope Olympus HD Exera II	126,610.00
Bosnia-Herzgovina		AMEX EXPORT-IMPORT GMBH	Endoscope - Videocolonoscope Olympus HD Exera II	100,080.00
Bosnia-Herzgovina		AMEX EXPORT-IMPORT GMBH	eZono 3000 Ultrasound system	30,970.00
Bosnia-Herzgovina		AMEX EXPORT-IMPORT GMBH	Heparin gel ointment 30.000 I.E., 40 g / tube	36,030.00
Bosnia-Herzgovina		AMEX EXPORT-IMPORT GMBH	INTERCEPT Blood System	141,860.00
Bosnia-Herzgovina		AMEX EXPORT-IMPORT GMBH	Savina 300 intensive care centiliator	36,870.00
Bosnia-Herzgovina		AMEX EXPORT-IMPORT GMBH	TMXR+ MOBILE RADIOGRAPHIC UNIT	34,560.00
Bosnia-Herzgovina		AMEX EXPORT-IMPORT GMBH	Western Blot machine (Auto Lipa 48)	36,350.00
Bosnia-Herzgovina		AUTOAGENT DOO	Automobiles or cars	70,760.00
Bosnia-Herzgovina		AVC AUDIO VIDEO CONSULTING DOO	Audioconferencing systems	39,210.00
Bosnia-Herzgovina		BIOS EXPORT IMPORT	Agricultural machinery & eq	43,190.00
Bosnia-Herzgovina		BUNJO DOO	Automobiles or cars	37,150.00
Bosnia-Herzgovina		CS COMPUTER SYSTEMS	Network switches	44,550.00
Bosnia-Herzgovina		DALPROM DOO	Livestock feed	125,900.00
Bosnia-Herzgovina		DIAMEDIC SARAJEVO	Medical Kits	163,670.00
Bosnia-Herzgovina		DIM AKSA DOO	Chairs	37,630.00
Bosnia-Herzgovina		FARMAVITA DOO	Medical Kits	246,490.00
Bosnia-Herzgovina		GAJ POLJOPRIVREDNI CENTAR DOO	Agricultural machinery & eq	38,610.00
Bosnia-Herzgovina		GODIMERC	Computer servers	30,060.00
Bosnia-Herzgovina		GTR DOO MOSTAR	Public structures	79,820.00
Bosnia-Herzgovina		HEKO DOO H&H	Vegetable seeds and seedlin	164,500.00
Bosnia-Herzgovina		HERING DD ZA PROJEKTOVANJE I GRADITELJST	Public structures	479,680.00
Bosnia-Herzgovina		ITC DOO	Agricultural machinery & eq	72,040.00
Bosnia-Herzgovina		KING ICT DOO	Software Internal Developed	75,950.00
Bosnia-Herzgovina		MKS DRUSTVO ZA INZENJERING I PROMET DOO	Telephones	54,800.00
Bosnia-Herzgovina		MRG EKSPORT IMPORT D.O.O.	Laboratory Equipment	60,970.00
Bosnia-Herzgovina		OMV BH DOO	Fuel for vehicles	1,587,610.00
Bosnia-Herzgovina		OPTIMA IT DOO	Desktop computers	53,580.00
Bosnia-Herzgovina		R&S DOO	Desktop computers	40,120.00
Bosnia-Herzgovina		R&S DOO	Notebook computers	31,870.00
Bosnia-Herzgovina		TEHNOGRAD DOO	Clinic	35,880.00
Bosnia-Herzgovina		TEMPO-VRANICA DD MOSTAR	Public structures	49,730.00
Bosnia-Herzgovina		The Medical Export Group B.V.	Medical Kits	98,150.00
Bosnia-Herzgovina		TUZLAFARM DOO	Medical Kits	30,200.00
Bosnia-Herzgovina		TWIN TOOLING Inc.	Laboratory Equipment	31,000.00
Bosnia-Herzgovina		UNFPA	Contraceptive - Condoms	56,590.00
Bosnia-Herzgovina		UNICEF DENMARK	Other essential drugs	133,120.00
Bosnia-Herzgovina		UNIFARM DOO	Medical Kits	66,400.00
Bosnia-Herzgovina		UNIFARM DOO	Other essential drugs	74,940.00
Bosnia-Herzgovina		ZIRA DOO	Software (license)	38,310.00
Botswana		ADVIZING IT	Notebook computers	63,530.00
Botswana		HYBRID SYSTEMS (PTY) LTD	Cameras	42,640.00
Botswana		MOTORHOLDINGS GABORONE	Automobiles or cars	61,130.00
Botswana		MOTORHOLDINGS GABORONE	Automobiles or cars	60,460.00
Botswana		NGAMI TOYOTA	Automobiles or cars	55,260.00
Botswana		NGAMI TOYOTA	Automobiles or cars	55,260.00
Botswana		NGAMI TOYOTA	Minivans or vans	45,480.00
Brazil		A. A. DE ARAUJO ME	Audio visual accessories	31,250.00
Brazil		Ação Social e Políticas Públicas Ltda.	Software Internal Developed	106,820.00
Brazil		ADVIZING IT	Computer servers	186,360.00
Brazil		ADVIZING IT	Computer servers - Dell EqualLogic PS6100E	93,780.00
Brazil		ADVIZING IT	Desktop computers	734,830.00
Brazil		ADVIZING IT	Desktop computers - Computadores e Acessórios para escritório	86,320.00
Brazil		ADVIZING IT	Notebook computers	136,900.00
Brazil		AFROS SPA	Raw material process machin	290,700.00
Brazil		AGENDHA - ASSESS E GESTAO EM ESTUDO	Organic vegetables	94,920.00
Brazil		ALTA PERFORMANCE NET WORKS COMPUTADORES	Equipment rental	32,970.00
Brazil		ALTETO ESTRUTURAS MODULARES LTDA	Storage chests and cabinets	688,540.00
Brazil		ASSEMA Assoc. em Areas de Assentame	Organic vegetables	98,520.00
Brazil		ASSOCIAÇÃO DE DESENVOLVIMENTO E	Vegetable seeds and seedlin	60,480.00
Brazil		ASSOCIAÇÃO DE MORADORES YNN MOROTI	Vegetable seeds and seedlin	87,150.00
Brazil		ASSOCIAÇÃO INDÍGENA ENTRE SERRAS	Vegetable seeds and seedlin	51,830.00
Brazil		ASSOCIAÇÃO INDÍGENA XACRIABA ALDEIA	Vegetable seeds and seedlin	41,630.00
Brazil		ASSOCIAÇÃO POVO INDÍGENA RIKBAKTA	Vegetable seeds and seedlin	42,490.00
Brazil		ASSOCIAÇÃO PROGRAMA UM MILHÃO DE	Organic vegetables	49,260.00
Brazil		ASSOCIAÇÃO REGIONAL INTEGRADA DE	Organic fresh fruits	98,520.00
Brazil		BALLARD POWER SYSTEMS	Busses	2,043,000.00
Brazil		Carrier Corporation	Air conditioners	230,810.00
Brazil		CEB DISTRIBUIÇÃO	Electricity	72,630.00
Brazil		CEDEFES - CENTRO DE DOCUMENTAÇÃO	Vegetable seeds and seedlin	69,610.00
Brazil		CENTRO DE AGRICULTURA ALTERNATIVA DO	Organic vegetables	98,520.00
Brazil		CENTRO DE AGRICULTURA ALTERNATIVA DO	Vegetable seeds and seedlin	79,910.00
Brazil		CHEMICAL ABSTRACT SERVICE	Software (license)	164,100.00
Brazil		CISCO SYSTEMS, INC	Network switches	240,120.00
Brazil		COMUNIDADE INDÍGENA MÁKRARÉ	Vegetable seeds and seedlin	96,540.00
Brazil		CON & SEA LTDA	Elaboração do Plano de Ação Integrada e Sustentável para a Mesorregião Chapada das Mangabeiras	30,600.00
Brazil		CON & SEA LTDA	Elaboração do Plano de Ação Integrada e Sustentável para a Mesorregião Chapada das Mangabeiras	38,250.00
Brazil		CON & SEA LTDA	Elaboração do Plano de Ação Integrada e Sustentável para a Mesorregião Chapada das Mangabeiras	45,900.00
Brazil		CON & SEA LTDA	Elaboração do Plano de Ação Integrada e Sustentável para a Mesorregião Chapada das Mangabeiras	38,250.00
Brazil		CON & SEA LTDA	Elaboração do Plano de Ação Integrada e Sustentável para a Mesorregião Seridó	31,350.00
Brazil		CON & SEA LTDA	Elaboração do Plano de Ação Integrada e Sustentável para a Mesorregião Seridó	37,620.00
Brazil		CON & SEA LTDA	Elaboração do Plano de Ação Integrada e Sustentável para a Mesorregião Seridó	31,350.00
Brazil		CON & SEA LTDA	Elaboração do Plano de Ação Integrada e Sustentável para a Mesorregião Xingó	33,190.00
Brazil		CON & SEA LTDA	Elaboração do Plano de Ação Integrada e Sustentável para a Mesorregião Xingó	39,830.00
Brazil		CON & SEA LTDA	Elaboração do Plano de Ação Integrada e Sustentável para a Mesorregião Xingó	33,190.00
Brazil		CONSELHO NACIONAL DOS SERINGUEIROS	Vegetable seeds and seedlin	53,190.00
Brazil		COOPERATIVA DE AGRONEGÓCIO E EXTENSÃO	Milk and butter products	37,290.00

## Major purchase orders by UN organization

AGENCY	Location of Supplier	Name of Supplier	Description of Goods	PO Value USD
	<b>UNDP continued</b>			
Brazil		DABO ENTERPRISE SARL	Public structures	35,960.00
Brazil		DOMETIC SARL	Storage chests and cabinets - coolers	241,890.00
Brazil		ETV Com de Equip de Informatica Ltda	RF transmitters or receiver	238,230.00
Brazil		EMPRESA BAIANA DE DESENV AGRICOLA S	Vegetable seeds and seedlin	98,520.00
Brazil		EMPRESA BRASIL DE COMUNICACAO S/A	EBC - E) Other Publications	35,470.00
Brazil		EMPRESA BRASIL DE COMUNICACAO S/A	Other Publications	44,890.00
Brazil		EPRI INTERNATIONAL	Busses	682,490.00
Brazil		Expresso Service Maquina e Servico Ltda	Printing laboratory equipme	310,640.00
Brazil		FAST SHOP S A	Notebook computers	104,550.00
Brazil		FEESC - FUNDAÇÃO DE ENSINO E	Software Internal Developed	1,477,310.00
Brazil		FLYTOUR BUSINESS TRAVEL VIAG E TUR LTDA	Vehicle rental	36,170.00
Brazil		FUNDAÇÃO DE AMPARO E DESENVOLVIMENT	Produto 4: Versão final do Plano Integrado de Pesca Ecosistêmica	53,170.00
Brazil		FUNDAÇÃO DE DESENVOLVIMENTO SUSTENT	Vegetable seeds and seedlin	97,610.00
Brazil		FUNDAÇÃO DE PESQUISAS FLORESTAIS DO	Vegetable seeds and seedlin	58,020.00
Brazil		FVA - Fundação Vitória Amazônica	Vegetable seeds and seedlin	121,660.00
Brazil		Geoplan Consultoria e Serviços Ltda	LOTE 1-Resex Curruru/MA, Resex São João da Ponta/PA, Resex Chocóaré-Mato Grosso/PA, Resex Arai-Peroba/PA, Resex Marinha de Tracuateua/PA;	531,830.00
Brazil		Geoplan Consultoria e Serviços Ltda	LOTE 2 -Resex Marinha de Soure/PA e Resex Gurupá-Melgaço/PA	228,230.00
Brazil		Geoplan Consultoria e Serviços Ltda	LOTE 3-Resex Caeté-Taperaçu/PA, Resex Gurupi-Piriri/PA e Resex Quiombo do Frechal/MA	274,770.00
Brazil		GLOBAL FLEET SALES CO.,LTD	Light trucks	64,350.00
Brazil		GRÁFICA E EDITORA IDEAL LTDA	Printing services	105,620.00
Brazil		HUNTLER EQUIPAMENTOS E SERVIÇOS LTDA	Packaging materials	86,900.00
Brazil		HYDROGENICS CORPORATION	Busses	252,270.00
Brazil		IMAGEM GEOSISTEMAS E COMÉRCIO LTDA	Software (license)	39,790.00
Brazil		INDUSTRIA BRASILEIRA DE INFLAVEIS	Furniture rental	1,184,600.00
Brazil		INSTITUTO DE MANEJO E CERTIFICAÇÃO	Vegetable seeds and seedlin	122,980.00
Brazil		INSTITUTO PEABIRU	Organic fresh fruits	123,150.00
Brazil		INSTITUTO SOCIO AMBIENTAL ISA	Organic vegetables	97,010.00
Brazil		INTERACT BRASIL LTDA	Digital VR Kits - Services	53,810.00
Brazil		LCC EMPREENDIMENTOS E CONSTRUÇÃO LTDA.	Leased Building	191,610.00
Brazil		LE SOLEIL INDUSTRIA E COMERCIO DE BIJOUT	Manufactured Articles	41,070.00
Brazil		LPR LTDA	Furniture rental	1,245,050.00
Brazil		LTA Advizing IT (USA & Denmark Branch)	Network switches	47,360.00
Brazil		LUMI RSC BRINDES E PROMOCOES LTDA	Awareness Materials	136,850.00
Brazil		MABO INFRAESTRUTURA DE EVENTOS	Air Conditioning (LP)	404,320.00
Brazil		MARCOPOLO S.A.	Busses	443,940.00
Brazil		MEGA ENERGIA LOCAÇÃO E ADMINISTRACAO DE	Diesel generators	107,550.00
Brazil		Meridional Agrimensura Ltda	LOTE 4 -Resex Mãe Grande Curuçá/PA	267,550.00
Brazil		Meridional Agrimensura Ltda	LOTE 5 -Resex Extremo Norte do Tocantins/TO e Resex Chapada Limpá/MA	101,620.00
Brazil		NTConsult Tecnologia e Consultoria Ltda.	Software Internal Developed	77,760.00
Brazil		ON THE ROAD SERV TRANSP E TURISMO LTDA	Vehicle rental	165,180.00
Brazil		POVOS TUPIBA TAPIUAS DE PAU FERRO	Vegetable seeds and seedlin	42,690.00
Brazil		PROJET PRODUCTION INTERNATIONELE - MALI	Power transformers	53,890.00
Brazil		REDE CERRADO	Organic vegetables	48,800.00
Brazil		RONIL LTD	Light trucks (Qtd 02 Light trucks)	48,990.00
Brazil		SOLAB EQUIPAMENTOS PARA LABORATÓRIOS LTD	Hand Tools	30,920.00
Brazil		SPRINGER CARRIER LTDA	Air conditioners - Resfriador líquido (chiller) -compressor Parafuso	197,330.00
Brazil		SPRINGER CARRIER LTDA	Air conditioners -resfriador líquido (chiller) -compressor Centrifugo	187,040.00
Brazil		TARGETWARE INFORMÁTICA LTDA	Software (license)	34,590.00
Brazil		TATA CONSULTANCY SERVICES DO BRASIL	Software Internal Developed	1,978,670.00
Brazil		TOYOTA GIBRALTAR STOCKHOLDINGS	Automobiles or cars	501,490.00
Brazil		TOYOTA GIBRALTAR STOCKHOLDINGS	Light trucks	33,370.00
Brazil		TUTTO IND DE VEIC E IMPL RODOV LTDA	Busses	1,526,890.00
Brazil		UNIVERSIDADE CATÓLICA	Vegetable seeds and seedlin	61,030.00
Brussels		COFINIMMO	Electricity	33,960.00
Brussels		Cofinimmo Services	Electricity	33,960.00
Brussels		DEKA IMMOBILIEN INVESTMENT	Leased Building/ GPECS Rent for Jan-July/2012	63,860.00
Brussels		DEKA IMMOBILIEN INVESTMENT	Leased Building/GPECS Rent payment Aug-Dec/12	53,070.00
Bulgaria		LIREX BG LTD.	CE-EQ PS 2012-001-GL	111,820.00
Bulgaria		STEMO OOD	Desktop computers	197,730.00
Bulgaria		STEMO OOD	Desktop computers	34,640.00
Bulgaria		STEMO OOD	Projectors	61,790.00
Burkina Faso		ADCON Telemetry GmbH	25% - Agrometeorology	37,800.00
Burkina Faso		ADCON Telemetry GmbH	75% - Agrometeorology	113,400.00
Burkina Faso		BALDYN Sarl	Paper products	111,980.00
Burkina Faso		CFAO MOTORS	Toyota Prado HT/HD	54,500.00
Burkina Faso		DIACFA DIVISION AUTOMOBILES	Mitsubishi Pajero	75,830.00
Burkina Faso		DIACFA DIVISION AUTOMOBILES	Nissan patrol	68,720.00
Burkina Faso		DIACFA DIVISION AUTOMOBILES	Road transportation equipment/plant maintenance	36,730.00
Burkina Faso		DIACFA DIVISION AUTOMOBILES	Véhicule MITSUBISHI PAJERO	37,670.00
Burkina Faso		DIACFA LIBRAIRIE PAPETERIE BURKINA.	Rames de papier atelier de formation Elections	42,300.00
Burkina Faso		EBMC SARL	Reinforcements (OP)	75,380.00
Burkina Faso		GENERAL TRADING HOUSE	Ordinateurs de bureau HP professionnel 3400	40,880.00
Burkina Faso		I. R. V.	Achat d'un relais numérique/analogique	49,230.00
Burkina Faso		LE MOBILIER OUBDA PLACIDE	Mobilier de bureau Institutions	30,340.00
Burkina Faso		LIPA.O SARL	Matériels Bureautiques conformément a votre Porforma #2012-1426/LIPAO Sarl	33,170.00
Burkina Faso		MANUFACTURE DES ARTS GRAPHIQUES	Impression de divers imprimés électoraux	96,230.00
Burkina Faso		MANUFACTURE DES ARTS GRAPHIQUES	Impression de documents de formation	96,710.00
Burkina Faso		PLANSON INTERNATIONAL CORPORAT	Computer printers	66,130.00
Burkina Faso		PLANSON INTERNATIONAL CORPORAT	Hard disk drives	39,270.00
Burkina Faso		PLANSON INTERNATIONAL CORPORAT	HP Proliant DL380 Rack	39,240.00
Burkina Faso		PLANSON INTERNATIONAL CORPORAT	Matériel informatique Institutions	164,080.00
Burkina Faso		PLANSON INTERNATIONAL CORPORAT	Notebook computers	32,500.00
Burkina Faso		PLANSON INTERNATIONAL CORPORAT	Software (license)	51,630.00
Burkina Faso		SAID AFF	Matériel audio visuel CSC	53,520.00
Burkina Faso		SATGURU TRAVELS & T.S.	Air tickets	41,050.00
Burkina Faso		SATGURU TRAVELS & T.S.	Air Tickets - International	88,750.00
Burkina Faso		SOGEPI SARL	Minibuses - 30 Places CC	108,610.00
Burkina Faso		SOGEPI SARL	Minibuses 15 places CSC	49,370.00
Burkina Faso		SOGLI PENGUEBA MOHAMED	Loyer projet election	38,730.00
Burkina Faso		STE NOUVELLE GLOBAL TRADING CENTER	Notebook computers	40,690.00
Burkina Faso		TOYOTA GIBRALTAR STOCKHOLDINGS LTD	All terrain vehicles	278,660.00
Burkina Faso		TOYOTA GIBRALTAR STOCKHOLDINGS LTD	Fortuner 3.0L Diesel Model LAN50L - NKMSFN SFX QF	37,090.00
Burkina Faso		TOYOTA GIBRALTAR STOCKHOLDINGS LTD	Minivans Hilux DC lan25l-prmdn uf	31,470.00
Burkina Faso		TOYOTA GIBRALTAR STOCKHOLDINGS LTD	Station wagons	60,880.00
Burkina Faso		TOYOTA GIBRALTAR STOCKHOLDINGS LTD	Véhicule Fortuner	44,590.00
Burundi		ADVIZING IT APS	Desktop computers: Dell Optilex 390DT	31,500.00
Burundi		BNUB	Leased Building	39,200.00
Burundi		COMAC LTD	Heavy construction machiner	113,500.00
Burundi		DAC	Public structures	421,990.00
Burundi		DAN OFFICE	Desktop computers	47,570.00
Burundi		ENGEN PETROLEUM	Fuel for vehicles	84,190.00
Burundi		G.T.S.	Dégachisseuse	33,000.00
Burundi		G.T.S.	Scie circulaire	45,000.00
Burundi		GENITEC SPRL	Raw material process machin	127,800.00
Burundi		GENITEC SPRL	Raw material process machinery	32,400.00
Burundi		INTERTECH BATINORM SARL	Raw material process machin	89,960.00
Burundi		SECOBA	Public structures	268,240.00
Burundi		SOFT CENTER	Software Internal Developed	35,560.00
Burundi		SYMPHONY BURUNDI	Datacom cross connect system	67,630.00
Burundi		SYMPHONY BURUNDI	Network switches	37,010.00
Burundi		Toyota Gibraltar Stockholdings Ltd	Armored Vehicles: Achat véhicule camionnette double cabine	33,750.00

## Major purchase orders by UN organization

AGENCY	Location of Supplier	Name of Supplier	Description of Goods	PO Value USD
	<b>UNDP continued</b>			
Burundi		Toyota Gibraltar Stockholdings Ltd	Automobiles or cars	182,440.00
Burundi		Toyota Gibraltar Stockholdings Ltd	LHD HILUX DOUBLE CABINE	33,360.00
Burundi		UNOPS Headquarters	Automobiles or cars	122,600.00
Burundi		UNOPS Headquarters	Automobiles or cars	46,990.00
Burundi		VEM INFOR	Raw material process machin	60,010.00
Burundi		VENEFIR s.n.c	Pedal powered vehicles	238,290.00
Cambodia		TOYOTA GIBRALTAR STOCKHOLDINGS LTD.	UNDP/UNV vehicle - Toyota Land Cruiser Prado TX	42,230.00
Cambodia		UNOPS	Nissan (Japan, Ex-factory) Patrol 4wd S/wagon Std 4.2l, TVTSL/RAFY61NRZ 4.2D	33,110.00
Cambodia		UNOPS	Toyota (Ex-Factory) Land Cruiser Station Wagon GX 4.5	53,560.00
Cambodia		UNOPS	Toyota (Ex-Factory) Land Cruiser Station Wagon GX 4.5l 8 Seat	53,560.00
Cambodia		UNOPS	Toyota (Ex-factory) Land Cruiser Station Wagon STD	39,670.00
Cambodia		UNOPS	Toyota (Ex-factory) Land Cruiser Station Wagon STD 4.5	47,110.00
Cambodia		UNOPS	UNIDO Vehicle - Nissan (Ex-Factory) Patrol 4wd	38,780.00
Cambodia		UNOPS	UNOHCHR vehicle - Toyota (Ex-Factory) Land Cruiser Station Wagon	57,080.00
Cameroon		ADCON TELEMETRY GMBH	Agro Meteorological Stations AMS	30,210.00
Cameroon		ADCON TELEMETRY GMBH	Hydro Meteorological Stations HMS	157,770.00
Cameroon		CENAME ACHAT MEDICAMENT	Dispensary drugs	33,430.00
Cameroon		HYDRO-AFRIC SARL	Industrial pumps & compress- Deuxième tranche du contrat, soit 50%	32,620.00
Cameroon		SATGURU TRAVEL	Achat billets d'avion pour délégation 11 officiers de police attendus à Port au Prince	108,970.00
Cameroon		SATGURU TRAVEL	Air tickets	99,070.00
Cameroon		VELIA SARL	Fertilizers & plant nutrition	89,770.00
Cape Verde		CABO VERDE MOTORS, SARL	Automobiles or cars	34,600.00
Cape Verde		CAETANO AUTO, S.A.	Automobiles or cars	34,690.00
Cape Verde		PROSOLIA SIGLO XXI	Solar Panels (OP)	42,790.00
Central African Republic		CFAO CENTRAFRIQUE	Automobiles or cars	152,850.00
Central African Republic		CFAO CENTRAFRIQUE	Station wagons	31,700.00
Central African Republic		GENIE MILITAIRE	Public structures	142,470.00
Central African Republic		GROUPE SYLVA SARL	Public structures	33,000.00
Central African Republic		NEW GARAGE MAXIME	Vehicles - Repair Supplies	37,250.00
Central African Republic		POMPIDOU	Public structures	310,840.00
Central African Republic		SALINE MULTISERVICES	Public structures	42,700.00
Central African Republic		SGTS	Public structures	66,470.00
Central African Republic		SOKAMBI Aristide	Leased Building	140,760.00
Central African Republic		T.O.T.A.L.-CENTRAFRIQUE	Diesel fuel	35,850.00
Central African Republic		T.O.T.A.L.-CENTRAFRIQUE	Fuel for vehicles	264,280.00
Central African Republic		TIANYUAN CONSTRUCTION	Reinforcements (LP)	51,960.00
Central African Republic		Toyota Gibraltar Stockholding Ltd	All terrain vehicles	134,870.00
Central African Republic		Toyota Gibraltar Stockholding Ltd	Automobiles or cars	36,020.00
Central African Republic		Toyota Gibraltar Stockholding Ltd	Automobiles or cars	63,560.00
Central African Republic		Toyota Gibraltar Stockholding Ltd	Land Cruiser Prado TX modèle LJ150L-GKMEE SFX 01	47,160.00
Central African Republic		Toyota Gibraltar Stockholding Ltd	LHD Hilux Double Cabine, modèle LAN25l-PRMDEN SFX:UF	142,710.00
Central African Republic		Toyota Gibraltar Stockholding Ltd	Station wagons	100,810.00
Chad		CFAO	Motorcycles	63,590.00
Chad		CFAO	Motorcycles	63,590.00
Chad		COMPUTER GOLFE TCHAD	Desktop computers	32,550.00
Chad		MANUFACTURE D'EQUIPEMENTS MILITAIRES	Military uniforms	419,900.00
Chad		SATGURU TRAVEL & TOURS	10 ATKTS O/W ECO CLAS NDJ/ABJ FVR 10 OFFICIERS DE POLICE DEPLOYES A ABIDJAN	44,690.00
Chad		SATGURU TRAVEL & TOURS	Travel documents:11 ATKTS A/S NDJ/KINSHASA class eco faveur 11 officiers de police tchadiens deployes a Kinshasa cadre MONUSCO pour le compte de UN.	38,890.00
Chad		Service de Maintenance et d'Informatique	A) Notebook computers	36,750.00
Chad		Service de Maintenance et d'Informatique	Photocopiers	47,910.00
Chad		Total Tchad	Fuel for vehicles	34,480.00
Chad		UNICEF	Anti Malaria's	132,910.00
Chad		UNICEF	Medical Kits	350,410.00
Chad		UNOPS	Automobiles or cars	326,300.00
Chad		UNOPS	Automobiles or cars	84,770.00
Chile		ADVIZING IT	Desktop computers	551,300.00
Chile		ANDRES MARCELO LOPEZ FERNANDEZ	Awareness Materials	55,890.00
Chile		CGE DISTRIBUCION S.A.	Electric Wiring	985,960.00
Chile		EDAPI	Projectors	45,260.00
Chile		EMP ELECT. DE MAGALLANES S.A EDELMAG S.A	Electric Wiring	440,730.00
Chile		INNOVATIVE LABS COMUNICACIONES S.A.	Raw material process machin	66,870.00
Chile		TECNORED S.A.	Electric Wiring	335,290.00
China		Beijing Aojitong Fengrui Automobile	Automobiles or cars: Toyota Camry 2.0G	30,520.00
China		BEIJING HOUSING SERVICE CORP.	Leased Building: Office Rental for 2012	643,290.00
Colombia		ABALON IMPRESORES LTDA	PO 15085 Contratar los servicio de impresión de libros de Compilación y Jurisprudencia Vol. VI y VII y Restitución de tierras.	47,960.00
Colombia		ADVIZING IT INC	RECREACION PO 11139 DE 2011.	274,140.00
Colombia		ALIANZA INMOBILIARIA SA	Leased Building	45,540.00
Colombia		ANGELA CALVO OJEDA	PROCESO 12486 E) Industrial machine tools - ADQUISICION DE SOLMAFOROS	54,780.00
Colombia		ARAUJO Y SEGOVIA DE CORDOBA SA	Leased Building	51,120.00
Colombia		ARRENDAVENTA LTDA	Leased Building	47,070.00
Colombia		ASISTUS SAS	Software Internal Developed	47,990.00
Colombia		ASSENDA SA	SUMINISTRO SOLUCION UTM FIREWALL PARA ESQUEMA SEGURIDAD INFORMATICA PLATAFORMA TECNOLÓGICA REGISTRO NACIONAL DESAPARECIDOS Y CADÁVERES INSTITUTO DE MEDICINA LEGAL	65,970.00
Colombia		CARLOS NAAR BOTTA	Arriendo oficina Proyectos Cartagena Mayo 2012 a Marzo 2013. Leased Building	170,580.00
Colombia		CARLOS NAAR BOTTA	Arriendo oficinas Cartagena para Proyectos PNUD Leased Building	75,170.00
Colombia		COLOMBIA CIPE SAS	Paper products	118,110.00
Colombia		COMPUREDES S.A	Software (license)	30,620.00
Colombia		COOPERATIVA MULTIACTIVA DE APOORTE Y CORPORACION GEINNOVA	Leased Building	32,280.00
Colombia		RECREACION PO 11097 DE 2011 - PRY 69281 - PAGO 1ER DESEMBOLSO A LA ENTREGA DEL PRODUCTO 2 - MATERIALES Y BIENES		88,600.00
Colombia		CORPORACION LONJA INMOBILIARIA DE LA	Leased Building	58,140.00
Colombia		CORPORACION PARA EL DESARROLLO SOSTENIBL	RECREACION PO 8840 DE 2011	32,880.00
Colombia		DATAPOINT DE COLOMBIA SAS	Unidad almacenamiento -SAN para grupo de fotografia forense del Instituto Nacional de Medicina Legal y Ciencias Forenses (INMLYCF)	39,300.00
Colombia		DISTECAR LTDA DISEÑOS TECNOLOGICOS EN AR	Index card files	967,850.00
Colombia		DISTECAR LTDA DISEÑOS TECNOLOGICOS EN AR	Index card files	319,400.00
Colombia		DISTRIBUIDORA TOYOTA LIMITADA	PO 16689 ADQUISICIÓN DE CAMIONETA 4X4 PARA LA OFICINA TERRITORIAL DEL CESAR A) Automobiles or cars	49,820.00
Colombia		DISTRIBUIDORA TOYOTA LIMITADA	PROCESO 11406 E) Automobiles or cars aDQUISICION DE VEHICULO CON DESTINO A OCHA	46,020.00
Colombia		DISTRIBUIDORA TOYOTA LIMITADA	PROCESO 12140 E) Automobiles or cars- ADQUISICION DE VEHICULOS CON DESTINO A OACNUDH	105,620.00
Colombia		DISTRIBUIDORA TOYOTA LIMITADA	PROCESO 12141 E) Automobiles or cars- ADQUISICION DE VEHICULOS CON DESTINO A OCHA	150,760.00
Colombia		FENIX CONSTRUCCIONES SA	Leased Building	58,000.00
Colombia		FUNDACION DE PROMOCION INTEGRAL Y TRABAJO	RECREACION PO 8845 DE 2011.	58,660.00
Colombia		FUNDACION PARA EL DESARROLLO	RECREACION PO 10573 DE 2011 - PAGO TRAMO TRES	33,680.00
Colombia		FUNDACION PARA EL DESARROLLO ECONOMICO.	Vegetable seeds and seedlin	39,080.00
Colombia		HIDROPROB SA	PROCESO 12572 E) Industrial refrigeration ITEM 1,2 Y 4	48,930.00
Colombia		HL ASESORES Y CONSULTORES EN SEGUROS LTD	Leased Building	73,380.00
Colombia		HYUNDAI COLOMBIA AUTOMOTRIZ S.A.	PROCESO 12658 A) Automobiles or cars PROYECTO KOICA	33,440.00
Colombia		ICON CAP EU	Proceso OACNUDH Compra de Mochilas y Gorras para la campaña de restitución de tierras - pago 1/1 E) Awareness Materials	37,890.00
Colombia		IDEABORN SAS	Leased Building	69,980.00

## Major purchase orders by UN organization

AGENCY			PO Value
Location of Supplier	Name of Supplier	Description of Goods	USD
UNDP continued			
Colombia	INMOBILIARIA SERVINMUEBLES LTDA	Leased Building	42,580.00
Colombia	LUIS FERNANDO DUQUE MARTINEZ	Leased Building	43,320.00
Colombia	MUNDOLIMPIEZA LTDA	General purpose cleaning kits	46,110.00
Colombia	ORACLE COLOMBIA LTDA	Software (license)	347,640.00
Colombia	PANORAMA INMOBILIARIO Y MOBILIARIO LTDA	Leased Building	46,900.00
Colombia	PAVIMENTOS COLOMBIA SA	ARRENDAMIENTO PISO 3 Y 4 PNUD JULIO A DICIEMBRE DE 2012 Leased Building	104,970.00
Colombia	PAVIMENTOS COLOMBIA SA	ARRENDAMIENTO PISO 3 Y 4 PROYECTOS Y AGENCIAS JULIO A DICIEMBRE DE 2012 Leased Building	220,220.00
Colombia	PAVIMENTOS COLOMBIA SA	ARRENDAMIENTO PISOS 3 Y 4 DE ENERO A JUNIO Leased Building	325,190.00
Colombia	PNUD	Leased Building	31,850.00
Colombia	ROCHA LTDA FINCA RAIZ	Leased Building	42,870.00
Colombia	SERRANO Y VERGARA INMOBILIARIA LTDA AVC	Leased Building	81,520.00
Colombia	SOCIEDAD ADMINISTRADORA DE RECURSOS	Leased Building	70,000.00
Colombia	soluciones empresariales y de mercadeo L	Leased Building	242,090.00
Colombia	SUMINISTROS RADIOGRAFICOS S.A.	Laboratory Equipment	353,900.00
Colombia	THE SAVE CHILDREN FUND	Vegetable seeds and seedlin	88,030.00
Comoros	Advizing IT	Notebook computers	30,640.00
Comoros	CFDM LE BON METALES	Manufactured Articles	38,260.00
Comoros	ELEVAGE BARAKA	Bird and fowl food	55,430.00
Comoros	KIABI CONSTRUCTION	Public structures	118,070.00
Comoros	MAGASIN FILS MONDOHA	Floor Material	62,850.00
Comoros	MAGASIN MOHAMED CHAMSIDDINE	Manufactured Articles	97,620.00
Comoros	MSINGY CONSTRUCTION	Public structures	158,500.00
Comoros	Societe Nationale de Travaux Publics	Public structures	61,120.00
Comoros	SYNERGY INTERNATIONAL SYSTEMS, INC	Network gateway	139,210.00
Comoros	SYNERGY INTERNATIONAL SYSTEMS, INC	Software Internal Developed	47,380.00
Congo	ADCON TELEMETRY GMBH	GPS receivers	67,830.00
Congo	ADCON TELEMETRY GMRH	Computer servers	49,260.00
Congo	CFAO CONGO CENTRAL MOTORS	Station wagons	65,390.00
Congo	DANOFFICE IT	A) Computer equipment as per your quotation 30-93314 dated 05 Novemeber 2011	36,070.00
Congo	DANOFFICE IT	Compact disk cases etc.	30,890.00
Congo	DANOFFICE IT	Desktop computers	44,570.00
Congo	DANOFFICE IT	Notebook computers	62,830.00
Congo	ENERGIE DU CONGO	Solar Panels (OP)	68,540.00
Congo	FERRINO & C. SpA	Tents	49,770.00
Congo	FREE TECHNOLOGIE SARLU	Electric Wiring	34,290.00
Congo	MENUISERIE ESPACE BITEL	Furniture set	59,030.00
Congo	MEUBLE PEDRO	Furniture set	59,930.00
Congo	SATGURU TRAVELS & TOURS SERVICE	Billet d'avion en faveur de SEM Anatole Collinet MAKOSSO	37,410.00
Congo	SOCTIE OCEANA	Public structures	180,100.00
Congo	TOYOTA GIBALTAR STOCK HOLDINGS LTD	All terrain vehicles	67,040.00
Congo	TOYOTA GIBALTAR STOCK HOLDINGS LTD	Armored Vehicles	98,270.00
Congo	TOYOTA GIBALTAR STOCK HOLDINGS LTD	Automobiles or cars	40,010.00
Costa Rica	ADVIZING IT COMMITTED	Notebook computers	35,420.00
Costa Rica	COMPONENTES EL ORBE S. A.	Software (license)	58,520.00
Costa Rica	IMPROSA SAFI, S.A.	Office rent 2012	41,700.00
Costa Rica	LISBETH CORDERO MENDEZ	3rd Adv.pymt.Stipend Particip., accomodation, Operating Costs.	34,250.00
Costa Rica	LISBETH CORDERO MENDEZ	Adv.pymt.Stipend Particip., accomodation, Operating Costs.	42,600.00
Cote d'Ivoire	AMBITION CI	MICROSOFT OFFICE PRO 2010 POLICE	41,360.00
Cote d'Ivoire	BUROLUX	MOBILIER DE BUREAU LOT 1	53,970.00
Cote d'Ivoire	BUROLUX	MOBILIER DE BUREAU LOT 2	38,200.00
Cote d'Ivoire	CFAO MOTORS	Automobiles or cars	45,310.00
Cote d'Ivoire	DANOFFICE APS	Airfreight transport	39,840.00
Cote d'Ivoire	DANOFFICE APS	CANON IR2420 COPIER	30,470.00
Cote d'Ivoire	DANOFFICE APS	Desktop computers	61,380.00
Cote d'Ivoire	DANOFFICE APS	HP COMPAQ ELITE 8200 SFF PC ENG	76,860.00
Cote d'Ivoire	DANOFFICE APS	Photocopiers	67,660.00
Cote d'Ivoire	GRAFICA IVOIRE	Printer or facsimile toner	35,920.00
Cote d'Ivoire	LOGISTIQUE CONSEIL	BACHES COULEUR BLANCHE	58,960.00
Cote d'Ivoire	NTFS	Desktop computers	39,630.00
Cote d'Ivoire	PAPIGRAPH CI	Stationery Kits < 15 items	30,550.00
Cote d'Ivoire	STE BORRO FRERES	Furniture Accessories	62,770.00
Cote d'Ivoire	TOYOTA GIBALTAR STOCKHOLDINGS LTD	All terrain vehicles	712,260.00
Cote d'Ivoire	TOYOTA GIBALTAR STOCKHOLDINGS LTD	All terrain vehicles	238,610.00
Cote d'Ivoire	TOYOTA GIBALTAR STOCKHOLDINGS LTD	Armored Vehicles	67,070.00
Cote d'Ivoire	TOYOTA GIBALTAR STOCKHOLDINGS LTD	Automobiles or cars	203,830.00
Cote d'Ivoire	TOYOTA GIBALTAR STOCKHOLDINGS LTD	Automobiles or cars	122,290.00
Cote d'Ivoire	UNITED NATIONS WORL FOOD PROGRAMME	Radio, Wireless Security Co	114,110.00
Croatia	HEDOM D.O.O.	Roofing Material	34,720.00
Croatia	HEDOM D.O.O.	Window Material	97,660.00
Croatia	IMG - 90 D.O.O.	Leased Building	135,200.00
Croatia	ULJANIK TESU ELEKTRONIKA D.O.O.	Solar equipment as per attached Annex 1	34,040.00
Croatia	VOLVO CAR CORPORATION	Volvo S80 D5 Automatic	33,910.00
Cuba	BM GLOBAL BUSSINESS S.L.	Pens, Pencils, Markers etc.	55,270.00
Cuba	GIRASOL OVERSEAS S.A.	Cookware and kitchen tools	115,620.00
Cuba	MOTOR SPORT PANAMA, S.A.	Tent repair kits	47,570.00
Cuba	UNICEF	Anti-retroviral drugs (ARV)	637,320.00
Cuba	UNITED NATIONS CHILDRENS FUND	Tent repair kits	175,330.00
Cuba	WFP UNHRD	Cookware and kitchen tools	942,160.00
Cyprus	ADIL CONSTRUCTION LTD	Public structures	146,080.00
Cyprus	AHED Construction Ltd	Public structures	95,390.00
Cyprus	ANDROMED TIBBI CIAZLAR VE SAGLIK	Medical Equipment	219,640.00
Cyprus	C.S.P.(Cyprus Services Provider) J V	Commercial structures	268,800.00
Cyprus	EMEK INSAAT STI. LTD.	ACM - Civil works: 27th Contract Instalment: Progress Payment December 2011	150,070.00
Cyprus	Empa Ltd	Diesel generators	37,790.00
Cyprus	Galligalar Finans Ltd	Mixers - Machinery	69,490.00
Cyprus	ICMP	Laboratory Equipment	238,800.00
Cyprus	J + A Phiippou Architects Engineers	Reimbursement for services of 3 x Technical Experts	38,760.00
Cyprus	Kank SA	Agricultural tractors	67,630.00
Cyprus	KAYAS CONSTRUCTION LTD	Commercial structures	167,910.00
Cyprus	Kayas construction ltd and Kemal Aktunc	Commercial structures	489,410.00
Cyprus	Kayas construction ltd and Kemal Aktunc	Public structures	437,580.00
Cyprus	M&M Percin Kardesler Ltd and	Public structures	165,440.00
Cyprus	NICOSIA MUNICIPALITY	Commercial structures	170,380.00
Cyprus	Public Sub Account HMG 00859503	Electricity	52,740.00
Cyprus	Tarmac Asfalt Beton Insaat Ltd.	Public structures	2,181,370.00
Cyprus	TECNALIA RESEARCH & INNOVATION	Commercial structures	52,490.00
Cyprus	TELZA CONSTRUCTION LTD	Public structures	61,580.00
Cyprus	TOSUNOGLU INSAAT STI.LTD	Commercial structures	190,040.00
Cyprus	WTE Wassertechnik GmbH	Hydro power plants	2,150,200.00
Cyprus	WTE Wassertechnik GmbH	Public structures	5,902,720.00
Cyprus	WTE Wassertechnik GmbH	Roofing Material	169,790.00
Democratic People's Republic of Korea	Dae Won Industry An Incorporated Company	Construction Materials for Mopung Corporate Farm in Anbyon County as Annex 1	78,910.00
Democratic People's Republic of Korea	Dandong Mokran Scientific and Technology	Construction Materials for Hydro Power Plant in Myongchon Corporate Farm.	58,550.00
Democratic People's Republic of Korea	Hangzhou Nannan Hydropower Development	Electric Generators	58,000.00
Democratic People's Republic of Korea	Hangzhou Nannan Hydropower Development	Hydro Turbines	134,000.00
Democratic People's Republic of Korea	Hangzhou Nannan Hydropower Development	Turbine inlet valves. Dead weight valve (hydraulic)	39,000.00
Democratic People's Republic of Korea	Korea Sogwan Joint-Venture Co., LTD	Construction Materials for energy efficiency for 4 project sites	83,160.00
Democratic People's Republic of Korea	Kusong Machine Tools Trading Corporation	CNC Boring Machine Model: VMC 320	46,800.00
Democratic People's Republic of Korea	Puoyang Technical Development Center	Construction Materials for Solar Water Pumping System in Mopung Corporate Farm in Anbyon County, Kangwon province, DPR of Korea	68,830.00



## Major purchase orders by UN organization

AGENCY			PO Value
Location of Supplier	Name of Supplier	Description of Goods	USD
UNDP continued			
Democratic People's Republic of Korea	Top Sources Trading Limited	150 Liters/day solar hot water system. Model IPS150	35,530.00
Democratic Republic of the Congo	ADVIZING IT APS	Notebook/Laptops	95,500.00
Democratic Republic of the Congo	AFRICA NEGOCE NETWORK	Lampadaires solaires, complets avec panneaux solaires 120Watts, Projecteurs LED 120 Watts, Batterie, controleur de charge: 10A, kit pre-cablé et Installation, conformement a votre offre du 22 nov. 2012	88,000.00
Democratic Republic of the Congo	AFUNET	Fourniture & équipements	37,610.00
Democratic Republic of the Congo	AGETRAF	STORAGE DECEMBRE 2011	65,230.00
Democratic Republic of the Congo	AGETRAF	STORAGE JANVIER 2012	90,600.00
Democratic Republic of the Congo	AMEX EXPORT-IMPORT GMBH	Abbott mSample Preparation System, packing size: 96 tests / kit	43,550.00
Democratic Republic of the Congo	AMEX EXPORT-IMPORT GMBH	Abbott RealTime HIV-1 Viral Load Assay, packing size: 96 tests / kit	195,440.00
Democratic Republic of the Congo	AMEX EXPORT-IMPORT GMBH	ACCUMAX 8 CHANNEL PIPETTE 30-300 µL etc	35,750.00
Democratic Republic of the Congo	AMEX EXPORT-IMPORT GMBH	ACCUMAX 8 Channel Pipette 5-50 µl	35,750.00
Democratic Republic of the Congo	AMEX EXPORT-IMPORT GMBH	Medical Kits	51,590.00
Democratic Republic of the Congo	AXENET ENTREPRISE	RAMETTE PAPIER DUPLI COPIEUR (PAPER ONE) A4, BLANC,80G SUIVANT VOTRE PROFORMA N° PR00166/12 DU 16/02/2012.	33,480.00
Democratic Republic of the Congo	Bakatsuraki kavusa semeyi	LOYER DEUXIEME SEMESTRE 2012 POUR LE BUREAU DE GOMA	46,200.00
Democratic Republic of the Congo	BECKN SPRL	Public structures ( CONSTRUCTION PSPE BUTEMBO)	64,850.00
Democratic Republic of the Congo	BELL ENTREPRISE SPRL	Photocopiers	72,140.00
Democratic Republic of the Congo	BUROKAPA	Achat divers fournitures de bureau (détails joint en annexe de ce PO)	66,600.00
Democratic Republic of the Congo	BUROKAPA	Furniture Accessories	117,520.00
Democratic Republic of the Congo	BUROTEK	Photocopiers	34,820.00
Democratic Republic of the Congo	BUROTOP SPRL SA	Computer servers	57,400.00
Democratic Republic of the Congo	DAN OFFICE	IT Equipement, HP printer laserjet pro	36,880.00
Democratic Republic of the Congo	DAN OFFICE	IT Equipement, HP printers, HP compaq Elite 8200, HP eliteBook 2560p, 8460p	44,880.00
Democratic Republic of the Congo	DestCon	Fuel for vehicles	35,900.00
Democratic Republic of the Congo	EB.TEL_COMPANY	Wireless Security Comm.	31,530.00
Democratic Republic of the Congo	ENGEN RDC	Diesel fuel	578,610.00
Democratic Republic of the Congo	ENGEN RDC	Fuel for vehicles	60,520.00
Democratic Republic of the Congo	ENGEN RDC	Liquified petroleum gas	67,150.00
Democratic Republic of the Congo	ETS SANOH & FRERES	Manufactured Articles	39,340.00
Democratic Republic of the Congo	EXPERIENCE IN TECHNOLOGY	Desktop computers	35,000.00
Democratic Republic of the Congo	EXPERIENCE IN TECHNOLOGY	Equipements	48,510.00
Democratic Republic of the Congo	Fleischhacker GmbH & Co.	DoubleCheckGold Ultra HIV 1&2 test	113,320.00
Democratic Republic of the Congo	GINKI	Fuel for vehicles	64,470.00
Democratic Republic of the Congo	GLOBAL BUSINESS CORPORATION	Boites aux lettres pour les députés nationaux	52,000.00
Democratic Republic of the Congo	GOLDEN HOUSE	Chaises visiteurs (160) et armoires bibliothèques (40)	48,000.00
Democratic Republic of the Congo	IMRES	podophylo toxin application	75,140.00
Democratic Republic of the Congo	INNOVECS ICT CONSULTING	Etude de faisabilité d'une chaine de la dépense informatisée	97,500.00
Democratic Republic of the Congo	Ital Motors	Diesel generators (PRAMAC GSW15P Moteur Perkins)	56,600.00
Democratic Republic of the Congo	Ital Motors	Diesel generators (PRAMAC GSW15P Moteur Perkins)	42,450.00
Democratic Republic of the Congo	KUEHNE + NAGEL A/S	Anti Tuberculosis drugs 1 s	42,220.00
Democratic Republic of the Congo	LAV BUSINESS - SERVICES	Encoder decoder equipment (Equipement de sécurité pour la gouvernance GJS)	31,440.00
Democratic Republic of the Congo	Lupin Limited	Anti Tuberculosis drugs	432,280.00
Democratic Republic of the Congo	MAISON IDEALE	Achat tables (80) et chaises de bureau (80)	58,400.00
Democratic Republic of the Congo	MANY SPRL	Dispensary : Médicaments divers conformément à la liste ci-dessous:	57,720.00
Democratic Republic of the Congo	MUZADI MADIA	Leased Building	40,000.00
Democratic Republic of the Congo	N.K.N. CONSTRUCT	Building (CONSTRUCTION PSPE BENI)	63,140.00
Democratic Republic of the Congo	NGUVIS CORPORATION PRINTING OFFSET	Paper products	87,500.00
Democratic Republic of the Congo	ORANGE	Desktop computers	54,250.00
Democratic Republic of the Congo	PHARMANS	Dispensary drugs/ Médicaments divers conformément à la liste ci-dessous.	53,260.00
Democratic Republic of the Congo	RADIOCOM	Licences pour la primature	46,050.00
Democratic Republic of the Congo	REGIDESO	Water	43,000.00
Democratic Republic of the Congo	SOCIETE NATIONALE D'ELECTRICITE	Electricity	118,800.00
Democratic Republic of the Congo	SOCIETE TOMATE	Fourniture Installation, Formation et maintenance du logiciel TOMPRO	70,650.00
Democratic Republic of the Congo	SOLIDEC	Public structures (CONSTRUCTION PSPE LUBERO)	70,540.00
Democratic Republic of the Congo	THE MEDICAL EXPORT GROUP B.V	Gauze swab 10x10cm, 8-ply, 17 threads, 100% cotton, non-sterile.	59,770.00
Democratic Republic of the Congo	THE MEDICAL EXPORT GROUP B.V	Hepanostika HCV - 2nd shipment	101,020.00
Democratic Republic of the Congo	THE MEDICAL EXPORT GROUP B.V	Hepanostika HCV 1 st shipment	102,380.00
Democratic Republic of the Congo	THE MEDICAL EXPORT GROUP B.V	HIV 1/2 rapid test kit Double Check Gold, for use in human serum or plasma. Storage conditions 2-30 °C	98,780.00
Democratic Republic of the Congo	THE MEDICAL EXPORT GROUP B.V	HIV 1/2 rapid test kit Double Check Gold, for use in whole blood, serum or plasma. ** Storage conditions 2-30°C**	49,970.00
Democratic Republic of the Congo	THE MEDICAL EXPORT GROUP B.V	Medical Kits	318,310.00
Democratic Republic of the Congo	THE MEDICAL EXPORT GROUP B.V	Needle holder for Vacutainer blood collection tubes, plastic, sterile, disposable.	38,930.00
Democratic Republic of the Congo	THE MEDICAL EXPORT GROUP B.V	Other Medical Supplies	221,770.00
Democratic Republic of the Congo	THE MEDICAL EXPORT GROUP B.V	Test Kit, HIV 1+2, Elisa, 572 T Vironostika Uniform II plus 0 * KEEP COOL (2-8 dgrs C) * - 2nd shipment	34,530.00
Democratic Republic of the Congo	THE MEDICAL EXPORT GROUP B.V	Test Kit, HIV 1+2, Elisa, 572 T Vironostika Uniform II plus 0 * KEEP COOL (2-8 dgrs C) * 1st shipment	34,530.00
Democratic Republic of the Congo	TOYOTA-GIBRALTAR	All terrain vehicles Land Cruiser Single Cabin Pick-Up, 3 Seater , Model: HZJ79L-TJMRS SFX: 20 Your Ref: 109013 (pare buffle metallique, gyrophare, sirène...)	96,440.00
Democratic Republic of the Congo	TOYOTA-GIBRALTAR	Automobiles or cars	56,020.00
Democratic Republic of the Congo	TOYOTA-GIBRALTAR	Automobiles or cars	51,470.00
Democratic Republic of the Congo	TOYOTA-GIBRALTAR	Automobiles or cars (Land Cruiser Prado TX, 5 Portes, 7 Places (avec airbags, abs), Modèle: LJ150L-GKMEE SFX:01)	97,730.00
Democratic Republic of the Congo	TOYOTA-GIBRALTAR	Station wagons	87,080.00
Democratic Republic of the Congo	TST STAG, S.A	Lapidary machinery & equipm	64,670.00
Democratic Republic of the Congo	U.A.C. sprl	Achat mobilier de bureau Nord Kivu et Mbuji Mayi pour la Gouvernance Administrative	204,160.00
Democratic Republic of the Congo	U.A.C. sprl	Achat mobilier de bureau pour le PADDL Nord KIVU et Equateur	94,500.00
Democratic Republic of the Congo	U.A.C. sprl	Mobilier de bureau	96,780.00
Democratic Republic of the Congo	UNFPA PROCUREMENT SERVICES	Contraceptive - Condoms	111,800.00
Democratic Republic of the Congo	UNFPA PROCUREMENT SERVICES	Medical Kits	43,200.00
Democratic Republic of the Congo	UNFPA PROCUREMENT SERVICES	Medical Kits PEP KIT ROUND 8 PHASE II	420,250.00
Democratic Republic of the Congo	UNFPA PROCUREMENT SERVICES	PEP Kit	86,620.00
Democratic Republic of the Congo	UNITED NATIONS CHILDREN'S FUND	*Produits de sécurité transfusionnelle Round 8 Phase II 1st part CE 100129852	1,002,060.00
Democratic Republic of the Congo	UNITED NATIONS CHILDREN'S FUND	3TC+AZT (ARV)	338,510.00
Democratic Republic of the Congo	UNITED NATIONS CHILDREN'S FUND	Anti-retroviral drugs ZIDOLAM N (ARV)	1,948,970.00
Democratic Republic of the Congo	UNITED NATIONS CHILDREN'S FUND	Anti-retroviral drugs (ARV)	1,000,000.00
Democratic Republic of the Congo	UNITED NATIONS CHILDREN'S FUND	Anti-retroviral drugs (ARV) 7eme Round Phase II 2nd part	1,503,180.00
Democratic Republic of the Congo	UNITED NATIONS CHILDREN'S FUND	Anti-retroviral drugs (ARV) CE 10012910 R1 Round 8 Phase II 1s part	5,701,960.00
Democratic Republic of the Congo	UNITED NATIONS CHILDREN'S FUND	Anti-retroviral drugs (ARV) CE 10013031 Round 8 Phase II 2nd part	2,583,960.00
Democratic Republic of the Congo	UNITED NATIONS CHILDREN'S FUND	Determine HBsAg ( 100 test /kit)	178,110.00
Democratic Republic of the Congo	UNITED NATIONS CHILDREN'S FUND	Determine HIV 1/2 ( 100 test /kit)	908,960.00
Democratic Republic of the Congo	UNITED NATIONS CHILDREN'S FUND	Drugs for Opportunistic Inf	57,500.00
Democratic Republic of the Congo	UNITED NATIONS CHILDREN'S FUND	Drugs for Opportunistic Inf CE 10012943 Round 8 Phase II 1st part	340,220.00
Democratic Republic of the Congo	UNITED NATIONS CHILDREN'S FUND	Drugs for Opportunistic Inf 7eme Round Phase II 1st part	73,490.00
Democratic Republic of the Congo	UNITED NATIONS CHILDREN'S FUND	Drugs for Opportunistic Inf R7 Phase II second Part	145,200.00
Democratic Republic of the Congo	UNITED NATIONS CHILDREN'S FUND	Drugs for Opportunistic Inf Roun 8 Hase II second part ROUND 8 PHASE II 2ND PART	176,130.00
Democratic Republic of the Congo	UNITED NATIONS CHILDREN'S FUND	Efavirenz (ARV)	106,910.00
Democratic Republic of the Congo	UNITED NATIONS CHILDREN'S FUND	EFV+3TC+TDF	72,210.00
Democratic Republic of the Congo	UNITED NATIONS CHILDREN'S FUND	Facscout reagents CE 10012891 VIH SIDA ROUND 7 PHASE II 2nd Part	579,320.00
Democratic Republic of the Congo	UNITED NATIONS CHILDREN'S FUND	Lopinavir (ARV)	57,420.00
Democratic Republic of the Congo	UNITED NATIONS CHILDREN'S FUND	Medcal Kits/ Test de diagnostic CE 10013050 ROND 8 PHASE II 2ND PART	437,090.00
Democratic Republic of the Congo	UNITED NATIONS CHILDREN'S FUND	Medical Kits FACSCOUNT reagents CE100012904 Round 8 Phase II 1st part	574,100.00
Democratic Republic of the Congo	UNITED NATIONS CHILDREN'S FUND	Medical Kits Test de diagnostic CE 1012928 Round 8 Phase II 1st part	821,330.00
Democratic Republic of the Congo	UNITED NATIONS CHILDREN'S FUND	Medical Kits	1,152,740.00
Democratic Republic of the Congo	UNITED NATIONS CHILDREN'S FUND	Secutrans kits	
Democratic Republic of the Congo	UNITED NATIONS CHILDREN'S FUND	Medical Kits CE 10012552 Rev 1 Secutrans products	313,720.00

## Major purchase orders by UN organization

AGENCY			PO Value
Location of Supplier	Name of Supplier	Description of Goods	USD
Democratic Republic of the Congo	UNITED NATIONS CHILDREN'S FUND	Medical Kits CE 10012560 Facscount reagents	272,470.00
<b>UNDP continued</b>			
Democratic Republic of the Congo	UNITED NATIONS CHILDREN'S FUND	Medical Kits CE 10013040 round 8 phase II 2nd part	303,100.00
Democratic Republic of the Congo	UNITED NATIONS CHILDREN'S FUND	Monolisa Anti HCV plus 480/kit	518,380.00
Democratic Republic of the Congo	UNITED NATIONS CHILDREN'S FUND	nevirapine Oral	37,990.00
Democratic Republic of the Congo	UNITED NATIONS CHILDREN'S FUND	Pharmaceuticals CE10012608 IO/IST	668,570.00
Democratic Republic of the Congo	UNITED NATIONS CHILDREN'S FUND	secutrans products CE 1012896 VIH SIDA Round 7 Phase II 2nd Part	1,344,180.00
Democratic Republic of the Congo	UNITED NATIONS CHILDREN'S FUND	Unigold test kit (20)	47,680.00
Democratic Republic of the Congo	UNITED NATIONS CHILDREN'S FUND	Zidovudine 300 mg (ARV)	83,050.00
Democratic Republic of the Congo	WAGENIA PHARMA	Medical Kits	50,000.00
Democratic Republic of the Congo	WAGENIA PHARMA	Other Medical Supplies	50,000.00
Denmark	HOEGH EIENDOM	OGC rent (Q4) 01/10/2012 - 31/12/2012 (Inv. 133178)	30,820.00
Denmark	HOEGH EIENDOM	OGC Rent Q1/2013	32,610.00
Denmark	HOEGH EIENDOM	OGC Rent Q2-2012 01/04/2012 - 30/06/2012	33,470.00
Denmark	Kristian Andersen	NLO IC 48-2011-NLO 01/01/2012 - 30/06/2012 Kristian ANDERSEN	43,820.00
Denmark	MONICA LORENSSON	NLO IC 47-2011-NLO 01/01/2012 - 30/06/2012 Monica LORENSSON	48,910.00
Denmark	MORSO SPECIALINVENTAR A/S	CSE RFQ UN CITY Campus I Reception counter	54,340.00
Denmark	TINY GLOBE	NRO RLA-2012-01 for services of consultant Linda ESSNER for 6mths (JAN - JUN 2012)	39,770.00
Denmark	TINY GLOBE	NRO RLA-2012-02 for consultant Linda ESSNER for 6 mths (01/07/12 - 31/12/12)	38,210.00
Djibouti	AMEX EXPORT-IMPORT GMBH	Laboratory consumables	105,760.00
Djibouti	UNICEF NATIONS CHILDREN'S FUND	Other essential drugs	47,250.00
Dominican Republic	ADVIZING IT	Desktop computers	310,340.00
Dominican Republic	AFROS S.P.A	Elements and gases	141,880.00
Dominican Republic	AFROS S.P.A	Industrial process machiner	363,260.00
Dominican Republic	AFROS S.P.A	Mining machinery & equipmen	201,100.00
Dominican Republic	DELTA COMERCIAL C. POR A.	Automobiles or cars	31,740.00
Dominican Republic	DEPENDABLE TURBINES LTD	Hydro electric generators	77,000.00
Dominican Republic	ELECTRICOS J E SRL	Electricity	45,270.00
Dominican Republic	EQUIPOS DIESEL, S.A.	Diesel generators	67,690.00
Dominican Republic	IREM SPA A SOCIO UNICO	Hydro electric generators	57,130.00
Dominican Republic	MACROTECH FARMACEUTICA S. R. L.	Medical Equipment	62,090.00
Dominican Republic	MITOPALO POWER S.A	Electricity	30,300.00
Dominican Republic	MULTICON CONSTRUCCION EN GENERAL S R L	Building	187,990.00
Dominican Republic	PRODUCTIVE BUSINESS SOLUTIONS, S. A.	Photocopiers	32,120.00
Dominican Republic	SANTO DOMINGO MOTORS CO.	Automobiles or cars	58,000.00
Dominican Republic	SIT CORP. S.R.L	Software (license)	39,510.00
Dominican Republic	THEMA SRL	Modular office packages	48,870.00
Dominican Republic	TST STAG, S. A.	Gas generators	154,680.00
Dominican Republic	UNOPS	Automobiles or cars	31,200.00
Dominican Republic	YOMIFAR S.R.L	Medical Equipment	95,240.00
East Timor	CISCO SYSTEMS, INC	Network routers	41,930.00
East Timor	DANOFFICE PLC	Notebook computers	33,260.00
East Timor	EDTL	Electricity	133,850.00
East Timor	LITHOTECH EXPORTS	Indelible Ink 25% S.N. 100M	134,000.00
East Timor	OTSOPARIS UNIP. LDA	Public structures	78,020.00
Ecuador	SISTEMAS TECNOLOGICOS ALCATECNI CIALTDA	72143 OC-12-155 Productos importados E) Electric Motors	65,570.00
Ecuador	SISTEMAS TECNOLOGICOS ALCATECNI CIALTDA	72143 OC-12-155 Productos nacionales E) Electric Motors	48,530.00
Egypt	CODE INCORPORATED	Air Freight Charges	200,100.00
Egypt	CODE INCORPORATED	Indelible Ink 14% S.N. 100MI	1,965,000.00
Egypt	Ei Kekhia Manufacturing & Trading	Vests (election)	217,410.00
Egypt	ETCO INDUSTRIES	Photocopiers	72,000.00
Egypt	LITHOTECH EXPORTS	Indelible Ink 14% S.N. 100MI - Delivery 1	1,658,750.00
Egypt	LITHOTECH EXPORTS	Indelible Ink 14% S.N. 100MI - Delivery 2	9,952,500.00
Egypt	Mobica	Chairs	34,640.00
Egypt	NEW PERFECT FOR IMPORT& EXPORT	Filing cabinets	50,800.00
Egypt	TOYOTA EGYPT	Automobiles or cars	35,400.00
El Salvador	ADVIZING IT, Inc	Notebook computers	38,320.00
El Salvador	ADVIZING IT, Inc	Notebook computers	32,350.00
El Salvador	AMEX EXPORT-IMPORT GMBH	Determine HIV 1/2 SER/PLAS - 1 shipment	130,150.00
El Salvador	AMEX EXPORT-IMPORT GMBH	Determine HIV 1/2 SER/PLAS - 2 shipment	64,980.00
El Salvador	AMEX EXPORT-IMPORT GMBH	Laboratory Equipment - technical specifications referred in Annex 1	218,400.00
El Salvador	BECTON DICKINSON DE MEXICO S.A. DE C.V.	Laboratory Equipment	54,000.00
El Salvador	BRAVO INVESTMENTS LTD.	Delivery trucks	85,650.00
El Salvador	C. IMBERTON, S.A. DE C.V.	Clinical nutrition	32,190.00
El Salvador	DIDEA S.A. DE C.V.	SUV	32,140.00
El Salvador	FASOR, S.A. DE C.V.	Uninterruptible power suppl	30,000.00
El Salvador	GENERAL DE VEHICULOS, S.A. DE C.V.	All terrain vehicles	99,570.00
El Salvador	INVERSIONES CHEVRON, S.A. DE C.V.	Fuel for vehicles	64,690.00
El Salvador	PLYCEM CONSTRUSISTEMAS EL SALVADOR, S.A.	Hand Tools	57,290.00
El Salvador	POPULUS GLOBAL SOLUTIONS INC.	Submission of a report containing Data Warehouse Physical Design	34,140.00
El Salvador	POPULUS GLOBAL SOLUTIONS INC.	Submission of a report containing Data warehouse Product Selection	34,140.00
El Salvador	POPULUS GLOBAL SOLUTIONS INC.	Submission of a report containing Data warehouse Technical Architecture Design	34,140.00
El Salvador	POPULUS GLOBAL SOLUTIONS INC.	Submission of a report containing Dimensional Modeling	34,140.00
El Salvador	POPULUS GLOBAL SOLUTIONS INC.	Submission of a report containing Extraction Transformation Load (ELT) Design	34,140.00
El Salvador	POPULUS GLOBAL SOLUTIONS INC.	Submission of a report containing the Business Requirements Definitions	39,280.00
El Salvador	POPULUS GLOBAL SOLUTIONS INC.	Submission of a report containing the Technical Architecture Design for the Metadata Dictionary	39,280.00
El Salvador	POPULUS GLOBAL SOLUTIONS INC.	Submission of a report indicating the Metadata Dictionary deployment.	39,280.00
El Salvador	POPULUS GLOBAL SOLUTIONS INC.	Submission of a report indicating the Metadata Dictionary product selection and installation	39,280.00
El Salvador	PRODUCTOS ROCHE (PANAMA), S.A.	Other Medical Supplies	304,410.00
El Salvador	PROMED DE EL SALVADOR, S.A. DE C.V.	Other Medical Supplies	115,500.00
El Salvador	THE MEDICAL EXPORT GROUP B.V	HIV 1/2 rapid test kit Determine. Storage conditions: 2-30°C. 2nd shipment	101,960.00
El Salvador	THE MEDICAL EXPORT GROUP B.V	HIV 1/2 rapid test kit Determine. Storage conditions: 2-30°C. 3rd shipment	48,330.00
El Salvador	THE MEDICAL EXPORT GROUP B.V	HIV 1/2 rapid test kit Determine. Storage conditions: 2-30°C. 1st shipment	101,960.00
El Salvador	THE MEDICAL EXPORT GROUP B.V	Laboratory Equipment	41,840.00
El Salvador	UNFPA	Contraceptive - Condoms	621,590.00
El Salvador	UNICEF SUPPLY DIVISION	Anti-retroviral drugs (ARV)	1,077,760.00
El Salvador	UNICEF SUPPLY DIVISION	Drugs for Opportunistic Inf	85,010.00
El Salvador	VIDUC, S.A. DE C.V.	Hand Tools	109,410.00
El Salvador	VIDUC, S.A. DE C.V.	Materiales y herramientas de construcción	45,220.00
Equatorial Guinea	UNICEF DINAMARCA	Anti-retroviral drugs (ARV)	923,490.00
Equatorial Guinea	UNICEF DINAMARCA	Freight containers	126,000.00
Eritrea	ADVIZING IT	Desktop computers	32,920.00
Eritrea	AMEX EXPORT-IMPORT GMBH	Equipment listed in the supplier's notes in this PO.	154,380.00
Eritrea	MG WORLDWIDE PVT LTD	Industrial pumps & compress	127,300.00
Eritrea	MIG INFORMATION SYSTEMS	Water well drilling equipme	961,470.00
Eritrea	N.T.E. LTD	Audioconferencing systems	107,380.00
Eritrea	NAPS SYSTEMS QY	Industrial Products	71,840.00
Eritrea	PLANSON INTERNATIONAL	Computer servers	39,450.00
Eritrea	RED CROSS SOCIETY OF ERI	11 Months Contract for House/Office Rent	295,550.00
Eritrea	WAGTECH PROJECTS LIMITED	Industrial Products	358,610.00
Ethiopia	Advizing IT	Dell Latitude E6320 Notebook	44,340.00
Ethiopia	Advizing IT	Dell Latitude E6420	31,550.00
Ethiopia	Advizing IT	Dell Latitude E6420 Laptop	80,200.00
Ethiopia	Advizing IT	Dell Opiplex 790DT Desktop	98,820.00
Ethiopia	Advizing IT	Notebook computers	72,960.00
Ethiopia	BIOTECH PLC	Other Medical Supplies	32,830.00
Ethiopia	Cisco Systems, Inc.	PBX equipment	30,640.00
Ethiopia	Cisco Systems, Inc.	Wireless access point	63,900.00

## Major purchase orders by UN organization

AGENCY	Location of Supplier	Name of Supplier	Description of Goods	PO Value USD
Ethiopia		Naps Systems Oy	Solar panels (85 KWp grid back up system)	619,000.00
Ethiopia		Orad Control Solutions LTD	23 wireless outdoor and wireless solar-powered IP cameras	180,140.00
<b>UNDP continued</b>				
Ethiopia		PLANSON INTERNATIONAL CO. INC.	CANON IR2525i Digital Copier	111,510.00
Ethiopia		RIES ENGINEERING S.Co.	FORD MODEL RANGER PICK-UP D/C, 4WD DIESEL	89,200.00
Ethiopia		SIGMA ELECTRIC PLC	Fluorescent fixtures (LP)	34,760.00
Ethiopia		Top Sources Trading LTD	Modular Carpet tiles With Fire and sound proof features, For a 6500 square meters	73,260.00
Ethiopia		Top Sources Trading LTD	Suspended Ceiling Modular SYSTEM 150 TILE 600 x 600 mm, PERFORATION PATTERN 1820, 10 mm plain borders for 6500 square meter	61,690.00
Ethiopia		TOYOTA GIBRALTAR STOCKHOLDINGS LTD	Automobiles or cars	36,590.00
Ethiopia		TOYOTA GIBRALTAR STOCKHOLDINGS LTD	Land Cruiser Hardtop 10 Seater, 5 Door, HZJ76-RKMRS-01	43,100.00
Ethiopia		UNOPS	Additional Costs for the procurement of Micro Distilleries	84,270.00
Ethiopia		UNOPS	Grinder for Plant and other Soft Samples	42,410.00
Ethiopia		UNOPS	Other Vehicle Equipments	31,310.00
Ethiopia		UNOPS	Procurement for the Supply, Delivery, Installation, traing and project Implementation and management	189,970.00
Ethiopia		UNOPS	Spectral Analysis Machine& eq	87,190.00
Ethiopia		UNOPS	Totota L/C, Hardtop, 10 seat	36,990.00
Ethiopia		UNOPS	Toyota Coaster Bus, 4 2l with air condition 30seats, HZB50R/L-ZGMSS, 4.2D	58,870.00
Ethiopia		UNOPS	Toyota L/C, HARDTOP 76 4.2l, 5 Door, 10-Seater, HZJ76L-RKMRS, 4.2D	164,190.00
Ethiopia		UNOPS	Toyota L/C, Hi Lux pick up,DWD, d/c, 205	190,780.00
Ethiopia		UNOPS	Toyota L/C, HI-LUX pick up , D/C	184,610.00
Ethiopia		UNOPS	Toyota L/C, S/W, GX 4.6L 8 Seater , VDJ200R/L-GNMNZ, 4.5D including Sea Freight, Inland Transport and Insurance	56,080.00
Ethiopia		UNOPS	Toyota L/C, S/W, GX 4.5L, 8 SEAT, including freight.	54,280.00
Ethiopia		UNOPS	YAMAHA , DT175, 2 STROKE 171CC with accessories and spares including Sea Fright , Inland Transport, and Insurance	46,550.00
Ethiopia		UNOPS	Yamaha , DT175, 2 Stroke, 171cc	63,970.00
Ethiopia		UNOPS	YMAHA DT175 2 SROKE 171CC MOTOR CYCLES including Freight costs	45,050.00
Ethiopia		VICTORIA FURNITURE LIMITED	T5 lighting system V	146,880.00
Fiji		AIR PACIFIC LIMITED	REFLECTOR with 4 x 14w T5 lamps.	49,780.00
Fiji		Oneworld Flight Centre Ltd	Air ticket ,Ashqin Chand/ Vilame Kaikaivonu/Basant Rai/Faruk Sadik/Mesake	44,360.00
Fiji		R.C. MANUBHAI & CO. LTD.	Tikomainsiuladi ,Entebbe 4 Aug	35,800.00
Fiji		TOYOTA TSUSHO (VANUATU) LIMITED	Payment for mail delivery van ,Vanuatu Post Office	41,610.00
Gabon		CIS	Software application packages	40,440.00
Gabon		GESELLSCHAFT FUR INTERNATIONALE ZUSAMME	Didanosine (DDI) 250mg PAC/30	39,990.00
Gabon		GESELLSCHAFT FUR INTERNATIONALE ZUSAMME	Emtricitabine +Ténofovir 200MG+300mg	84,980.00
Gabon		JRI MAXANT	Meteorological equipment, parts and accessories thereof	146,250.00
Gabon		LUWAK	VHF field kits	336,750.00
Gabon		SAHELYS	Logiciel de gestion sécurité	71,520.00
Gabon		SOROCO GABON	Electric Motor Parts	46,450.00
Gabon		Sté Maintenance et Représentation radio	MAINTENANCE AND REPAIR SERVICES N.E.C.	33,030.00
Gabon		TABELEC-GABON	Machinery, electrical equipment and vehicles maintenance and repair	41,100.00
Gambia		AMADOU SAMBA	UN House rent 1/3/12 - 28/2/13	1,595,000.00
Gambia		ELTON (GMB)	5000 litres of Gas oil for Common Services	71,980.00
Gambia		ELTON (GMB)	Fuel for Common Services	72,250.00
Gambia		ELTON (GMB)	Fuel for vehicles	232,000.00
Gambia		ELTON (GMB)	Gas oil for common services generators	76,590.00
Gambia		IDA FOUNDATION	Other essential drugs	43,130.00
Gambia		NATIONAL WATER & ELECTRICITY CO.	Electricity	120,220.00
Gambia		NATIONAL WATER & ELECTRICITY CO.	Electricity bills for Feb & Mar 2012	61,110.00
Gambia		NATIONAL WATER & ELECTRICITY CO.	Electricity for April 2012	31,240.00
Gambia		NATIONAL WATER & ELECTRICITY CO.	Electricity for August 2012	46,670.00
Gambia		NATIONAL WATER & ELECTRICITY CO.	Electricity for June 2012	41,900.00
Gambia		NATIONAL WATER & ELECTRICITY CO.	Electricity for May 2012	41,590.00
Gambia		NATIONAL WATER & ELECTRICITY CO.	Electricity for November 2011	68,630.00
Gambia		NATIONAL WATER & ELECTRICITY CO.	Electricity for October 2012	58,150.00
Gambia		NATIONAL WATER & ELECTRICITY CO.	Water	33,060.00
Gambia		PLATFORM TECHNOLOGIES LTD	Security camera	180,850.00
Georgia, Republic of		ASTROPHYSICS INC.	Radar detectors	117,000.00
Georgia, Republic of		CARTLIS AGROSYSTEMS LTD	Trees and Plants	95,380.00
Georgia, Republic of		DAEWOO INTERNATIONAL CORPORATION	Motorcycles	67,200.00
Georgia, Republic of		GLOBAL FLEET SALES LTD	Ambulances	61,520.00
Georgia, Republic of		GLOBAL FLEET SALES LTD	Laboratory Equipment	61,520.00
Georgia, Republic of		HYUNDAI AUTO GEORGIA	Automobiles or cars	31,400.00
Georgia, Republic of		JSC WISSOL PETROLEUM GEORGIA	Diesel fuel	52,660.00
Georgia, Republic of		JSC WISSOL PETROLEUM GEORGIA	Fuel for vehicles	36,240.00
Georgia, Republic of		MARINE REKHAVIASHVILI	Leased Building	203,700.00
Georgia, Republic of		MC GROUP LTD	Commercial structures	106,430.00
Georgia, Republic of		REGULA BALTIJA LTD	Forensic equipment	49,500.00
Georgia, Republic of		REZO ZANTARIA	Leased Building	58,800.00
Georgia, Republic of		SENA AUTO SERVICE LTD	Motorcycles	71,420.00
Georgia, Republic of		TECH-SERVICE LTD	Civil engineering	97,550.00
Georgia, Republic of		TOPUZOVA ALIME AYDEROVNA	Diesel generators	75,000.00
Georgia, Republic of		TOPUZOVA ALIME AYDEROVNA	Furniture set	91,200.00
Georgia, Republic of		TOYOTA CENTER TBILISI LTD	Automobiles or cars	78,800.00
Germany		Bastian Kuntzel	2012-283 Consultant support	37,640.00
Germany		COMPAREX AG	Software (license)	36,080.00
Germany		COMPREDIUM LEASING (Deutschland) GmbH	Security Appliances	38,610.00
Germany		DELL COMPUTER GMBH	Desktop computers	31,060.00
Germany		Dieter Rohrbeck	Cookware and kitchen tools	32,390.00
Germany		Konica Minolta BONN	Equipment rental	64,660.00
Germany		RKG Rheinische Kraftwagen GmbH & Co KG	Limousines	44,160.00
Ghana		Alliance Technologies Limited	Notebook/Laptops	35,150.00
Ghana		DanOffice Aps	Photocopiers	41,750.00
Ghana		PC AFRICA LTD.	Computer servers	59,870.00
Ghana		TOTAL PETROLEUM GHANA LIMITED	Fuel for vehicles	59,580.00
Ghana		TOYOTA GIBRALTAR	Ambulances	135,710.00
Ghana		TOYOTA GIBRALTAR	Pedal powered vehicles	58,440.00
Ghana		TOYOTA GIBRALTAR	Station wagons	41,470.00
Guatemala		ADVIZING IT, INC.	Notebook computers	45,150.00
Guatemala		AUTOSERVICIOS COFAL, S.A.	Station wagons	57,940.00
Guatemala		COFINO STAHL Y COMPANIA, S.A.	All terrain vehicles	50,830.00
Guatemala		MOTORES PANAMERICANOS, S.A.	Automobiles or cars	32,250.00
Guinea		Afrbone Guinée S.A	Satellite receivers	38,340.00
Guinea		BIG MACHINERY GUINEE	Vehicles, 4WD, hard top	90,000.00
Guinea		ELHADJ HABIB BAH	Paiement loyer année 2012 de la Maison Commune.	238,000.00
Guinea		MILLENNIUM AIGLE 2000	Notebook computers	70,480.00
Guinea		TOTAL GUINEE SA	Achat Carburant Bureau / Parc vehicules	44,760.00
Guinea		Toyota Gibraltar Stockholding LTD	Automobiles or cars	114,260.00
Guinea		Toyota Gibraltar Stockholding LTD	TOYOTA LAND CRUISER 200 STATION WAGON	70,610.00
Guinea-Bissau		CARDOGRAFICA, Lda.	Banners (election)	53,650.00
Guinea-Bissau		COELMO	Generating Set PDT256G1 450-500KVA	1,092,940.00
Guinea-Bissau		EDUARDO GARCIA, CONSTRUCOES	Aménagement nouveau espace Centre Documentation - Avance 20%	37,950.00
Guinea-Bissau		EDUARDO GARCIA, CONSTRUCOES	Aménagement nouveau espace Centre Documentation - Deuxième tranche (40%)	75,910.00
Guinea-Bissau		EDUARDO GARCIA, CONSTRUCOES	Construction Material (OP) - Clinic Level 1	292,840.00
Guinea-Bissau		EDUARDO GARCIA, CONSTRUCOES	Construction Material (OP) - Travaux additionnels /Centre Documentation	37,320.00
Guinea-Bissau		EDUARDO GARCIA, CONSTRUCOES	Construction Material (OP) - Travaux additionnels/Dispensaire	87,820.00
Guinea-Bissau		EDUARDO GARCIA, CONSTRUCOES	Nouveau espace Centre Documentation - Dernier paiement (40%)	75,910.00
Guinea-Bissau		ENGEN GUINE BISSAU S.A.	Diesel fuel	605,630.00
Guinea-Bissau		ENGEN GUINE BISSAU S.A.	Diesel fuel - consommation batiment commun	605,740.00
Guinea-Bissau		ENGEN GUINE BISSAU S.A.	Fuel for vehicles	44,490.00

## Major purchase orders by UN organization

AGENCY	Location of Supplier	Name of Supplier	Description of Goods	PO Value USD
	<b>UNDP continued</b>			
	Guinea-Bissau	FARMACIA MOÇAMBIQUE	Laboratory Equipment	148,840.00
	Guinea-Bissau	FARMACIA MOÇAMBIQUE	Other essential drugs	217,350.00
	Guinea-Bissau	FARMACIA NACIONAL	Other essential drugs	100,750.00
	Guinea-Bissau	FARMACIA SALVADOR	Other essential drugs	109,140.00
	Guinea-Bissau	INTERTECH BATINORM	Manufactured Articles	49,700.00
	Guinea-Bissau	KJAER & KJAER A/S	Motorcycles	54,910.00
	Guinea-Bissau	LITHOTECH EXPORTS	Indelible Ink 25% S.N. 60MI	148,510.00
	Guinea-Bissau	LITHOTECH EXPORTS	Indelible Ink 25% S.N. 80MI	51,580.00
	Guinea-Bissau	ORDMAG, LDA	Vehicles - Repair Supplies - Ambulance for the Dispensary: RGB 40 44 it	51,860.00
	Guinea-Bissau	PAPELARIA BENFICA	Vests (election)	44,690.00
	Guinea-Bissau	PETROMAR	Diesel fuel	652,670.00
	Guinea-Bissau	PETROMAR	Diesel fuel - a partir du 12 mars	695,220.00
	Guinea-Bissau	PETROMAR	Diesel fuel - Bâtiment commun Consommation du 1er février au 12 mars	675,520.00
	Guinea-Bissau	PETROMAR	Diesel fuel- stock para gerador Coelmo	644,260.00
	Guinea-Bissau	PETROMAR	Fuel for vehicles	132,360.00
	Guinea-Bissau	PLANSON INTERNATIONAL CORPORATION	Notebook computers	31,990.00
	Guinea-Bissau	ROTTERBI Lda	Diesel fuel	888,910.00
	Guinea-Bissau	SUNU KERR	Air conditioners	62,340.00
	Guinea-Bissau	TOYOTA GIBRALTAR STOCKHOLDINGS LTD	Automobiles or cars	62,140.00
	Guyana	GUYANA POWER & LIGHT INC.	Electricity	56,540.00
	Haiti	AMEX EXPORT-IMPORT GMBH	Medical Kits - Determine HIV - Kit / 100 tests	123,690.00
	Haiti	BECOSA	Civil works rehabilitation	74,330.00
	Haiti	BERNARD VICTOR ALEXIS BOUCHEREAU	Leased Building	40,000.00
	Haiti	BITS S.A.	Network routers	80,020.00
	Haiti	CEPHEID SAS	Medical Kits	48,560.00
	Haiti	COGEP CONSTRUCTION	Civil works rehabilitation	110,510.00
	Haiti	COMPHAITI S.A.	Notebook computers	59,050.00
	Haiti	ES-KO INTERNATIONAL INC.	Laboratory Equipment	70,220.00
	Haiti	FLEISCHHACKER GMBH & CO. KG	Laboratory consumables	129,370.00
	Haiti	G & L CONSTRUCTION	Schools	325,740.00
	Haiti	GERMFREE LABORATORIES, INC.	Laboratory Equipment	404,000.00
	Haiti	GIGACOM	PBX equipment	39,940.00
	Haiti	GLADYS MEHU SAINT-CYR	Leased Building	80,400.00
	Haiti	HAYTIAN TRACTOR & EQUIP. S.A.	Diesel generators	177,300.00
	Haiti	HINOTO S.A.	Armored Vehicles	49,000.00
	Haiti	IDA Foundation	Anti Tuberculosis drugs 1 s	118,260.00
	Haiti	IDA Foundation	Anti Tuberculosis drugs 2 s	43,060.00
	Haiti	IDA Foundation	Anti-retroviral drugs (ARV)	32,400.00
	Haiti	IDA Foundation	Cargo handling - sea transport	33,440.00
	Haiti	IDA Foundation	Drugs for Opportunistic Infections (OI)	36,020.00
	Haiti	IDA Foundation	Pharmaceutical products n.e.c.	203,390.00
	Haiti	INGEOBRAS CARIBE	Civil works rehabilitation	112,120.00
	Haiti	KEENLINK CONSULTING	Schools	1,160,710.00
	Haiti	KJAER & KJAER A/S	Automobiles or cars	55,870.00
	Haiti	KJAER & KJAER A/S	Ford RANGER D CAB XL 2.5 TD 4X4	33,440.00
	Haiti	KUEHNE + NAGEL A/S	AIR TRANSPORT	40,520.00
	Haiti	Lupin Limited	Anti Tuberculosis drugs -RH 150/75 -Blister Sheet of 672 tablets	261,410.00
	Haiti	Lupin Limited	Anti Tuberculosis drugs -RHZE 150/75/400/275 -Blister Sheet of 672 tablets	286,940.00
	Haiti	PLANSON INTERNATIONAL CORPORATION	Notebook computers	30,670.00
	Haiti	SAMIR HANDAL	Leased Building	210,000.00
	Haiti	THE MEDICAL EXPORT GROUP B.V	Laboratory consumables	33,490.00
	Haiti	THE MEDICAL EXPORT GROUP B.V	Total Biological F/U Lot2	82,100.00
	Haiti	THE MEDICAL EXPORT GROUP B.V	Total Testing Lot 1	126,920.00
	Haiti	TOTAL HAITI S.A.	Fuel for vehicles	113,390.00
	Haiti	TOTAL HAITI S.A.	Fuel for vehicles	37,050.00
	Haiti	TOYOTA GIBRALTAR STOCKHOLDINGS LTD	All terrain vehicles	41,830.00
	Haiti	TOYOTA GIBRALTAR STOCKHOLDINGS LTD	Automobiles or cars	317,210.00
	Haiti	TOYOTA GIBRALTAR STOCKHOLDINGS LTD	vehicules LC Prado/Hilux-Haiti / M98248, AHTRFR22G-X06049695	31,700.00
	Haiti	UNFPA	Contraceptive - Condoms	191,090.00
	Haiti	UNICEF	Diesel generators	75,000.00
	Haiti	UNICEF	Manufactured Articles	180,000.00
	Haiti	UNICEF SUPPLY DIVISION	Anti-retroviral drugs (ARV)	3,460,840.00
	Haiti	UNICEF SUPPLY DIVISION	Drugs for Opportunistic Infections (OI)	97,950.00
	Haiti	UNICEF SUPPLY DIVISION	Pharmaceutical products n.e.c. - OI drugs	249,040.00
	Haiti	UNICEF SUPPLY DIVISION	Storage and handling equipm	79,250.00
	Haiti	VALERIO CANEZ	17DGSJ165SIV, J165SIV/J150 GENSET, SDMO + LIVRAISON generatrice au RUE PACOT 31	32,250.00
	Haiti	VALERIO CANEZ	Chairs	37,390.00
	Haiti	VALERIO CANEZ	Diesel generators	215,210.00
	Haiti	VALERIO CANEZ	Diesel generators	44,740.00
	Haiti	VF CONSTRUCTION S.A	Leased Machinery/Equipment	39,630.00
	Honduras	CISCO SYSTEMS, INC.	Reingreso PO para compra de Router y accesorios	38,490.00
	Honduras	CLAUDIA WALESKA ESPINAL FONSECA	Administradora Proyecto Pino Encino	47,900.00
	Honduras	COLTEL	Adquisición de Cables de Planta Externa para HONDUTEL	624,930.00
	Honduras	DEVELOPMENT GATEWAY, INC	PLATAFORMA DE GESTION DE LA AYUDA OFICIAL PARA EL DESARROLLO Y CAPACITACION DE USUARIOS AVANZADOS	343,180.00
	Honduras	GRUPO Q HONDURAS	Adquisición de cinco vehiculos para uso del Proyecto EMPRENDESUR	397,130.00
	Honduras	HONDUTEC	Banco de Baterias 2500 AH, 2 VCDI/CELDAS Sitios Kennedy, Toncontin	42,110.00
	Honduras	IMPORTADORA DE MATERIALES ELECTRICOS	Adquisición de Distribuidores Ópticos y Grapas Esquimera	49,280.00
	Honduras	MAFFRE SEGUROS HONDURAS S.A.	PAGO DE POLIZA # 1-AU-38149 RAMO DE AUTOMOVILES. 29 VEHICULOS PROPIEDAD DEL PNUD	87,720.00
	Honduras	MCI INTERNATIONAL SERVICES, INC	Servicio de Ampliación del Acceso Internacional a Internet a través de STM-4	71,520.00
	India	DELL INDIA PVT LTD	Notebook computers	55,450.00
	India	DELL INDIA PVT LTD	Notebook computers	33,040.00
	India	MYSORE PAINTS & VARNISH LTD.	Other Indelible Ink	80,490.00
	India	NEBULA INFOMATIQUE PVT. LTD.	PBX equipment	51,830.00
	India	PAPER ASSOCIATES (INDIA)	Paper products	38,930.00
	India	SERAP INDIA PRIVATE LIMITED	Raw material process machin	79,670.00
	India	THE OBEROI NEW DELHI	Cluster Meeting cost at the Oberoi Hotel from 15-18th March, 2012	31,340.00
	India	TOYOTA KIRLOSKAR MOTOR PVT LTD	Automobiles or cars	150,420.00
	Indonesia	BUMI DAYA PLAZA, PT	Leased Building	287,380.00
	Indonesia	KURNIA MARINA, PT.	PATROL BOAT WITH SPECIFICATION	68,640.00
	Indonesia	MENARA THAMRIN, PT	Leased Building	1,920,070.00
	Indonesia	PRIMATECH COMPUTAMA INFORMATINDO, PT	Desktop computers	41,880.00
	Indonesia	PRIMATECH COMPUTAMA INFORMATINDO, PT	Desktop computers	35,280.00
	Indonesia	PRIMATECH COMPUTAMA INFORMATINDO, PT	Notebook computers	36,710.00
	Indonesia	PRIMATECH COMPUTAMA INFORMATINDO, PT	Notebook computers	32,390.00
	Indonesia	PT. MEUDANG PIRAK	Agricultural machinery & eq	224,480.00
	Indonesia	PT. MODERN INTERNASIONAL TBK.	Photocopiers	43,100.00
	Indonesia	PT. TRINET PRIMA SOLUSI	Oracle Database 11g standard edition release 2, with licensing for 2 CPU and 1 year maintenance	36,270.00
	Indonesia	TERRADATA COMPUTINDO, PT	Google Search Appliance GB-7007 (T3) 500,000 documents with 2 years support and detail spec as follow:	61,050.00
	Indonesia	TRIDINAMIKA JAYA INSTRUMENT, PT	Oscilloscope with detail specification as specified in quotation dated 29 November 2012	37,500.00
	Indonesia	TRIDINAMIKA JAYA INSTRUMENT, PT	Power Analyzer with detail specification as specified in quotation dated 29 November 2012	75,920.00
	Iran, Islamic Republic of	AMEX EXPORT-IMPORT GMBH	DNA Extractor and related items	35,660.00
	Iran, Islamic Republic of	AMEX EXPORT-IMPORT GMBH	Laboratory Equipment	266,690.00
	Iran, Islamic Republic of	AMEX EXPORT-IMPORT GMBH	Medical Kits	423,100.00
	Iran, Islamic Republic of	AMEX EXPORT-IMPORT GMBH	Related Items	243,740.00
	Iran, Islamic Republic of	BAYER S.A.S Environmental Science	Anti Malanials	185,440.00
	Iran, Islamic Republic of	BAYER S.A.S Environmental Science	Bendiocarb, 80%WP, 62.5g sachet in conformity to WHO specification 232/WP	262,780.00



## Major purchase orders by UN organization

AGENCY			PO Value
Location of Supplier	Name of Supplier	Description of Goods	USD
<b>UNDP continued</b>			
Iran, Islamic Republic of	Dena International GMBH	Security control system	60,330.00
Iran, Islamic Republic of	IASON GmbH	Industrial pumps & compress	241,040.00
Iran, Islamic Republic of	Iran Sanaye(Mojtaba Heydari)	Furniture set	38,600.00
Iran, Islamic Republic of	Karenswood (international) Ltd	Dogs	192,480.00
Iran, Islamic Republic of	Mr.Darab Saneie Pour(Tahviah Puya)	Fans	63,710.00
Iran, Islamic Republic of	Nature Bio Tech Co.	Anti Malarials	794,170.00
Iran, Islamic Republic of	Sumitomo Chemical Singapore Pte Ltd	Anti Malarials	44,780.00
Iran, Islamic Republic of	Tadarok Tajhiz Pars (Mahmud Moradi)	Mattresses or sleep sets	67,040.00
Iran, Islamic Republic of	Tagros Chemicals India Ltd	Anti Malarials	274,480.00
Iran, Islamic Republic of	Teb Khavare Mianeh(Mohammad Khair Abadi)	Laboratory Equipment	80,160.00
Iran, Islamic Republic of	THE MEDICAL EXPORT GROUP B.V	Autoclave and related items as per attached technical specifications, unit prices and quantities	178,940.00
Iran, Islamic Republic of	Tondar Shahab Co	Motorcycles	355,700.00
Iran, Islamic Republic of	UNFPA	Contraceptive - Condoms	407,730.00
Iran, Islamic Republic of	UNICEF	Anti-retroviral drugs (ARV)	66,900.00
Iran, Islamic Republic of	UNICEF	Medical Kits	213,370.00
Iran, Islamic Republic of	UNICEF	Mosquito nets	1,022,000.00
Iran, Islamic Republic of	World Food Programme, Dubai	Automobiles or cars	725,720.00
Iraq	AL-SAMI GENERAL TRADE COMPANY LTD.	XGY series pipeline hydrostatic pressure testing machine, XGY	43,000.00
Iraq	AMEX EXPORT-IMPORT GMBH	Laboratory Equipment	227,490.00
Iraq	ANTEMINA INTERNATIONAL L.L.C.	Additional Portable X-Ray	64,000.00
Iraq	ANTEMINA INTERNATIONAL L.L.C.	Two mobile clinics to be used inside Iraq	327,000.00
Iraq	CTG GLOBAL LTD	Travel costs	190,280.00
Iraq	CYME INTERNATIONAL T&D INC	Software (license)	60,130.00
Iraq	Dahlan Tours and Travel	Daily Subsistence	39,900.00
Iraq	Dahlan Tours and Travel	TRAVEL	33,220.00
Iraq	Dalo Group Companies	Ready mixed concrete with ration of 1:2:4, strength of 210kg/sq cm (UOM: M3)	115,700.00
Iraq	Dalo Group Companies	Reinforced concrete pipes of 90 cm dia. and 8.5 cm thickness (UOM: ML)	38,120.00
Iraq	Dan Office	Notebook computers	99,160.00
Iraq	Dan Office	Software (license)	50,440.00
Iraq	Fleischhacker GmbH & Co.	Laboratory Equipment	102,000.00
Iraq	GL INDUSTRIAL SERVICES UK LTD	Software (license)	111,000.00
Iraq	Husnieh Ibrahim Khrais	Leased Building	67,190.00
Iraq	IDA FOUNDATION	Amikacin 500mg/2ml inj Unit: 10 VLS	30,990.00
Iraq	IDA FOUNDATION	Cycloserine 250mg cap	32,020.00
Iraq	IDA FOUNDATION	Cycloserine 250mg cap, Unit: 100 CAP BL	41,620.00
Iraq	INTERNATIONAL SOLUTIONS GROUP	Software (license)	138,360.00
Iraq	Kjaer & Kjaer	Ford Explorer Base (K8B-100A) Station Wagon 4WD 3.5L	108,400.00
Iraq	Mahmoud Abdul Kadir Al-Massry	Leased Building	130,510.00
Iraq	NATIONAL COMPUTER COMPANY	Software (license)	215,690.00
Iraq	ORACLE SYSTEMS Ltd	Software (license)	47,700.00
Iraq	PROTECHNIQUE MULTIPROJECTS LTD	Type 1 - Hospital Bed, Mechanical, General: Purpose: KEMAK Model No. K012H	216,500.00
Iraq	PROTECHNIQUE MULTIPROJECTS LTD	Type 4 - Pediatric Bed General: KEMAK Model No. K024-ST	138,600.00
Iraq	Radiant Computers & Electronics	Notebook computers	64,240.00
Iraq	SPECIALISED TECHNICAL SERVICES (STS)	Notebook computers	77,620.00
Iraq	TESTUDO Security Consultants LTD	Vehicles - Repair Supplies	33,480.00
Iraq	THE MEDICAL EXPORT GROUP B.V	Laboratory Equipment	305,430.00
Iraq	THE MEDICAL EXPORT GROUP B.V	Printing laboratory equipme	73,920.00
Iraq	UNAMI - KUWAIT	Leased Building	135,940.00
Jamaica	TOYOTA JAMAICA LIMITED	BALANCE ON MOTOR VEHICLE	34,770.00
Japan	UNITED NATIONS UNIVERSITY	Leased Building	306,740.00
Jordan	ETI UMWELTTECHNIK AG	Laboratory Equipment	124,980.00
Jordan	General Computer & Electronics Co.	Computer servers	142,770.00
Jordan	Jordan Electricity Co.	Invoice No. 20120200	90,170.00
Jordan	MARAFIE JORDAN FOR SECURITY COMPANY	Security services - April 2012 Invoice No. 858	59,290.00
Jordan	MARAFIE JORDAN FOR SECURITY COMPANY	Security services - December 2012	59,290.00
Jordan	MARAFIE JORDAN FOR SECURITY COMPANY	Security services - January 2012 - Invoice No. 780	59,290.00
Jordan	MARAFIE JORDAN FOR SECURITY COMPANY	Security services - July 2012	59,290.00
Jordan	MARAFIE JORDAN FOR SECURITY COMPANY	Security services - June 2012	59,290.00
Jordan	MARAFIE JORDAN FOR SECURITY COMPANY	Security services - March 2012 Invoice no. 820	59,290.00
Jordan	MARAFIE JORDAN FOR SECURITY COMPANY	Security services - May 2012	59,290.00
Jordan	MARAFIE JORDAN FOR SECURITY COMPANY	Security services - November 2012	50,820.00
Jordan	MARAFIE JORDAN FOR SECURITY COMPANY	Security services - October 2012	50,820.00
Jordan	MARAFIE JORDAN FOR SECURITY COMPANY	Security services - September 2012	59,290.00
Jordan	MARAFIE JORDAN FOR SECURITY COMPANY	Security services August 2012	59,290.00
Jordan	MARAFIE JORDAN FOR SECURITY COMPANY	Security services February 2012	50,820.00
Jordan	MOUSA ALSALMAN GAS STATION	Invoice No. 22273	104,800.00
Jordan	MOUSA ALSALMAN GAS STATION	Invoice no. 22521	104,800.00
Kenya	BCD TRAVEL LIMITED	TRAVEL	33,470.00
Kenya	CMC MOTORS GROUP LTD	MOTOR VEHICLES AND PARTS AND ACCESSORIES THEREOF	49,850.00
Kenya	LANTech (Africa) Limited	% contract value for Training of (5) personnel to certification level.	65,780.00
Kenya	LANTech (Africa) Limited	Network documentation and handover for HQ-5%	65,780.00
Kenya	LANTech (Africa) Limited	Network-Installation,configuration and testing(18 remote sites)- 10%	131,550.00
Kenya	LANTech (Africa) Limited	Network-Installation,configuration and testing(HQ)-15%	197,330.00
Kenya	LANTech (Africa) Limited	On site training of (2) IPT operators and hand over to IEBC 5%	65,780.00
Kenya	LITHOTECH EXPORTS	Cold Lamination Pouches, 440 micron	810,000.00
Kenya	OFFICE TECHNOLOGIES LIMITED	Cabbon Image Runner Advance C9070 PRO with image PASS - A1 colour printer for the IEBC	56,500.00
Kenya	TOYOTA GIBRALTAR STOCKHOLDINGS LTD	Toyota Land Cruiser Prado TX - Model 5 door	47,130.00
Kenya	TOYOTA KENYA LTD	Toyota Landcruiser hardtop 10 seater-5 door Engine	94,700.00
Kenya	TOYOTA KENYA LTD	Toyota Land cruiser prado station wagon	48,180.00
Kenya	TOYOTA KENYA LTD	Toyota Land cruiser prado station wagon	48,180.00
Kenya	UNITED NATIONS OFFICE AT NAIROBI(USD)	Leased Building	65,490.00
Kenya	UNOPS	TOYOTA /HIACE, 15SEATER	36,070.00
Kosovo	APPDEC SH.P.K	Software Internal Developed	61,100.00
Kosovo	Bislim Thaqi	Leased Building	245,240.00
Kosovo	HIB PETROL	Diesel fuel	45,620.00
Kosovo	Ilir Thaci	Leased Building	245,240.00
Kosovo	Kadri Geci	Leased Building	31,010.00
Kosovo	RASIM THAQI	Leased Building	245,240.00
Kosovo	XHAVIT QERIMAJ	Leased Building	348,840.00
Kyrgystan	ALARM SYSTEM LLC	Public structures	532,980.00
Kyrgystan	AMEX EXPORT-IMPORT GMBH	AmpliSens® HIV-Monitor-FRT TR-V0-M(RG,iQ,Mx,Dt)-E	50,970.00
Kyrgystan	AMEX EXPORT-IMPORT GMBH	Kodak MXBE X-Ray film Blue 30x40	43,890.00
Kyrgystan	AMEX EXPORT-IMPORT GMBH	Steam sterilizer Vka-75 PZ without micro-processor control, 230 V / 50 Hz	141,480.00
Kyrgystan	ATEHSYS LTD	Videoconferencing systems	56,720.00
Kyrgystan	AZIAINTERSTROY LTD	Public structures	215,140.00
Kyrgystan	BISHKEK LADA LLC	Automobiles or cars	97,370.00
Kyrgystan	DAN: OFFICE	Computer printers	62,130.00
Kyrgystan	DYIKANBAEVA SALTANAT KACHKYNOVNA	Leased Building	62,000.00
Kyrgystan	ERBI LTD	Corporate uniforms	99,120.00
Kyrgystan	EVI AUTOCENTER LTD	Automobiles or cars	38,000.00
Kyrgystan	FLEISCHHACKER GMBH AND CO KG	Other Medical Supplies	180,700.00
Kyrgystan	GLOBAL FLEET SALES LIMITED	Minivans or vans	128,970.00
Kyrgystan	IDA FOUNDATION	Anti Tuberculosis drugs 2 s	900,980.00
Kyrgystan	IDA FOUNDATION	Drugs for Opportunistic Inf	627,580.00
Kyrgystan	IDA FOUNDATION	Medical Kits	70,110.00
Kyrgystan	ILIM LTD	Controlling units or device	40,760.00
Kyrgystan	ILIM LTD	Laboratory Equipment	69,900.00
Kyrgystan	IMRES BV	Other essential drugs	35,060.00
Kyrgystan	INFORMATIONAL AND FINANCIAL SOLUTIONS	Videoconferencing systems	41,410.00
Kyrgystan	LTA ADVIZING IT	Desktop computers	245,210.00
Kyrgystan	LTA ADVIZING IT	Notebook computers	30,080.00

## Major purchase orders by UN organization

AGENCY	Location of Supplier	Name of Supplier	Description of Goods	PO Value USD
	<b>UNDP continued</b>			
Kyrgyzstan		MELIOR LTD	Milk and butter products	35,490.00
Kyrgyzstan		MIRAITA PLUS LLC	Televisions	81,790.00
Kyrgyzstan		MOL TUSHUM AGRICULTURAL COOPERATIVE	Water well drilling equipment	53,520.00
Kyrgyzstan		NEMAN FARM LTD	Storage and handling equipm	36,800.00
Kyrgyzstan		Temirkulova Susar	Leased Building	31,820.00
Kyrgyzstan		THE MEDICAL EXPORT GROUP B.V	Face mask	38,370.00
Kyrgyzstan		THE MEDICAL EXPORT GROUP B.V	Lamps Uv With 4 AA Batteri	368,250.00
Kyrgyzstan		THE MEDICAL EXPORT GROUP B.V	Syringe disp. 2ml, w/ndl, 22G/BOX-100. Syringe, 2 ml, sterile with bi-packed needle	110,160.00
Kyrgyzstan		THE MEDICAL EXPORT GROUP B.V	Syringe disp. 5ml, w/ndl, 21G/BOX-100. Syringe, 2 ml, sterile with bi-packed needle	115,010.00
Kyrgyzstan		THE MEDICAL EXPORT GROUP B.V	Syringe disp. 10ml, w/ndl, 21G/BOX-100. Syringe, 10 ml, sterile with bi-packed needle	43,710.00
Kyrgyzstan		THE MEDICAL EXPORT GROUP B.V	Needles, disp, 22G, ster/Box-100 disposable, 22G (0.7x32-34mm), sterile, box of 100	58,750.00
Kyrgyzstan		THE MEDICAL EXPORT GROUP B.V	Needles, disp, 23G, ster/Box-100 disposable, 23G (0.6x25-27 mm), sterile, box of 100	49,350.00
Kyrgyzstan		THE MEDICAL EXPORT GROUP B.V	LOT 3 Antiseptic. napkins	68,570.00
Kyrgyzstan		THE MEDICAL EXPORT GROUP B.V	Pharmaceutical refrigerator Purpose: The storage of drugs	30,640.00
Kyrgyzstan		TOKUROV PRIVATE ENTREPRENEUR	Tents	32,890.00
Kyrgyzstan		TORGIOVIY CENTRE CARAVAN LTD	Leased Building	33,100.00
Kyrgyzstan		UMARALIEVA GULMIRA TALGATOVNA	Leased Building	210,000.00
Kyrgyzstan		UNFPA PROCUREMENT SERVICES BRANCH	Contraceptive - Condoms	419,880.00
Kyrgyzstan		UNICEF DENMARK	Anti-retroviral drugs (ARV)	270,550.00
Kyrgyzstan		UNICEF DENMARK	Medical Equipment	67,490.00
Kyrgyzstan		UNICEF DENMARK	Medical Kits	372,400.00
Kyrgyzstan		UNICEF DENMARK	Mosquito nets	225,610.00
Kyrgyzstan		UNIHHELP LLC	Other essential drugs	65,050.00
Kyrgyzstan		USUPZHANOV MAKSAT KERIMBEKOVICH	Leased Building	72,000.00
Lao People's Democratic Republ		COMMSYSTEMS LTD	Ebinger 421 Rechargeable NiMH battery pack 9.6	38,770.00
Lao People's Democratic Republ		COMMSYSTEMS LTD	Ebinger 421-GC-UXO Detector	36,420.00
Lao People's Democratic Republ		COMMSYSTEMS LTD	Upex 740M Large Loop Detector	93,290.00
Lao People's Democratic Republ		COMMSYSTEMS LTD	UPEX 740M Large Loop Detector with complete accessories	35,850.00
Lao People's Democratic Republ		MINELAB ELECTRONICS PTY LIMITED	F3 Humanitarian Rechargeable	38,380.00
Lao People's Democratic Republ		SHOE STATION	Jungle Boots for UXO Laos	68,570.00
Lao People's Democratic Republ		VALLON GmbH	VMXC1-3 METAL DETECT. UXO ROUND COIL 30CM	102,510.00
Lao People's Democratic Republ		VALLON GmbH	VMXC1-3 METAL DETECT. UXO ROUND COIL 30CM including accessories	59,800.00
Lao People's Democratic Republ		WATH-PHOU GARMENT	Field Uniform for UXO Laos, Size: S=250, M=654, L=562, XL=106, XXL=32 units	124,630.00
Lebanon		AGRIKA, RIACHI AND KASSIS	Agricultural machinery & eq	48,000.00
Lebanon		ARAB AFRICAN INTERNATIONAL BANK	Leased Building	1,735,970.00
Lebanon		ARAB AFRICAN INTERNATIONAL BANK	Leased Building rent 15/03/2012-15/06/2012	1,893,780.00
Lebanon		ARAB AFRICAN INTERNATIONAL BANK	Office building rent 15 December 2012 to 15 March 2013	1,735,970.00
Lebanon		ARAB AFRICAN INTERNATIONAL BANK	Office building rent from 15.06.2012-15.09.2012	1,893,780.00
Lebanon		BOUSTANY UNITED MACHINERIES CO. SAL	SUV	46,200.00
Lebanon		DALAL STEEL INDUSTRIES SARL	Implementation work plan	308,000.00
Lebanon		DALAL STEEL INDUSTRIES SARL	Plan re-layout	102,000.00
Lebanon		DALAL STEEL INDUSTRIES SARL	Product redesign	103,000.00
Lebanon		DAR AL KITAB AL ELECTRONY AL LUBNANI SAL	100% upon satisfactory submission & approval of all requested services	100,000.00
Lebanon		ELECTRICITE DU LIBAN	Electricity charges for November and December 2011	150,030.00
Lebanon		ELECTRICITE DU LIBAN	Electricity charges for October 2011	70,450.00
Lebanon		ELIMED	Medical Equipment	36,070.00
Lebanon		FRIGOLIBAN	Gas detectors	34,600.00
Lebanon		GERGY DACCACHE & SONS S.A.R.L.	Agricultural machinery & eq	55,050.00
Lebanon		INKOA SISTEMAS S.L.	15% of Contract - 1st Payment	71,240.00
Lebanon		INKOA SISTEMAS S.L.	85% of Contract - Final Payment	403,700.00
Lebanon		INKOA SISTEMAS S.L.	Agricultural machinery & eq	342,720.00
Lebanon		JOINT VENTURE MMG SAL & EEG SAL	Solar power plants	52,720.00
Lebanon		KHATER ENGINEERING AND TRADING SAL	Equipment repair	44,100.00
Lebanon		LEMATIC S.A.L	Implementation work plan	230,000.00
Lebanon		LEMATIC S.A.L	Plant re-layout	77,000.00
Lebanon		LEMATIC S.A.L	Product redesign	77,000.00
Lebanon		LIBAN SOL S.A.R.L.	Agricultural machinery & eq	146,500.00
Lebanon		LIBAN SOL S.A.R.L.	Lot 1	97,500.00
Lebanon		LIBAN SOL S.A.R.L.	Lot 2	32,500.00
Lebanon		SUSTAINABLE ENVIRONMENTAL SOLUTIONS	Bins and baskets	33,920.00
Lebanon		TERA INTERNATIONAL	Emergency medical pouches	63,000.00
Lesotho		CAESARS TRAVEL	Air travel	39,820.00
Lesotho		CAMBELL SCIENTIFIC AFRICA (PTY) LTD	Solar Measurement Station	99,000.00
Lesotho		Emergent Energy (Pty) Ltd	Wind Measurement Station	120,690.00
Lesotho		Security Unlimited PTY LTD	SECURITY SERVICES	33,380.00
Lesotho		SYNERGY INTERNATIONAL SYSTEMS Inc.	N/A	72,660.00
Lesotho		UNIGLOBE Cosmo Travel	Air travel	76,220.00
Liberia		A. A. ENTERPRISE	250 kva Generator Set	43,000.00
Liberia		AMEX EXPORT-IMPORT GMBH	LABORATORY EQUIPMENT as per listed in Annex 1	35,870.00
Liberia		Clarence L. Simpson, Jr	Payment of Lease (Final) 2012	86,000.00
Liberia		DANOFFICE	Canon ImageRunner 2422 copier	45,360.00
Liberia		DANOFFICE	HP Compaq 6200 Pro MT PC	43,950.00
Liberia		Earth Tech Inc.	11.4cm to 15.2cm quarry-run diabase (or granite) as core stones	292,980.00
Liberia		Earth Tech Inc.	2.5 cm size quarry - runs crushed diabase (or granite) stones for use as filter bed.	333,550.00
Liberia		Earth Tech Inc.	60cm to 100cm diabase (or granite) as boulders to be used as armour stones to provide structural stability for groin.	225,750.00
Liberia		Earth Tech Inc.	Geo-fabric/textile (1m <sup>2</sup> ) sags (used for gabions construction) to be used as bedding layer to prevent subsidence.	103,500.00
Liberia		FAIRLLOP INTERNATIONAL LTD GHANA	Motorcycles- YAMAHA YBR 125; Warranty	122,730.00
Liberia		JUSMART ENGINEERS (LIB) LTD	Construction of MCC office extension	242,910.00
Liberia		LIBERIA+CEMENT+CORPORATION	Procurement of OPC Cement for Whein Town Landfill Project	36,350.00
Liberia		Malteco Inc.	Armored Vest	241,000.00
Liberia		MATELCO INC.	Coaxial fans for warehouse use. 16 gage steel body, height 28", with 24" and depth 10". Belt drive, 220v -460 volt	38,950.00
Liberia		MATELCO INC.	Helmets	41,540.00
Liberia		SAMI FURNITURE, MAINT. & CONST. CO	Seating Room Chairs	34,480.00
Liberia		SCOTT'S INDUSTRIAL CONSTRUCTION INC	Locally Made Beds	47,180.00
Liberia		TOYOTA GIBRALTAR STOCKHOLDINGS LTD	Land Cruiser Hardtop 10 seater, 5 door	33,540.00
Liberia		TOYOTA GIBRALTAR STOCKHOLDINGS LTD	Landcruiser Hardtop 10 seater, 5 door	44,980.00
Liberia		TOYOTA GIBRALTAR STOCKHOLDINGS LTD	LHD Hilux Double Cabin 6seater, Model: LAN25L-PRMDEN SFX: UF	48,350.00
Liberia		TOYOTA GIBRALTAR STOCKHOLDINGS LTD	LHD Hilux Double Cabin 6seater, Model: LAN25L-PRMDEN SFX: UF (As per Batch # 2 of quote 105634)	59,690.00
Liberia		TOYOTA GIBRALTAR STOCKHOLDINGS LTD	LHD Hilux Double Cabin Pickup (Moss Compliant)	34,860.00
Liberia		TOYOTA GIBRALTAR STOCKHOLDINGS LTD	Station wagon (Land Cruiser Prado TX, 5 door,7 seater (with airbags, abs) , Model: LJ150L-GKMEE SFX: 01) as per TGS quote 104825.	47,330.00
Liberia		TOYOTA GIBRALTAR STOCKHOLDINGS LTD	SUV/Land Cruiser Prado TX, 5 door,7 seater (with airbags, abs) , Model: LJ150L-GKMEE SFX: 01	37,480.00
Liberia		TOYOTA GIBRALTAR STOCKHOLDINGS LTD	TGS Options	50,900.00
Liberia		TOYOTA GIBRALTAR STOCKHOLDINGS LTD	Toyota Land Cruiser Hardtop	104,190.00
Liberia		TOYOTA GIBRALTAR STOCKHOLDINGS LTD	Toyota Land Cruiser Hardtop	48,890.00
Liberia		TOYOTA GIBRALTAR STOCKHOLDINGS LTD	Toyota Land Cruiser Hardtop (Moss Compliant)	47,120.00
Liberia		TOYOTA GIBRALTAR STOCKHOLDINGS LTD	Toyota Land Cruiser Hardtop, 5 speed, Manual transmission, 6 cylinders, 10 seater, 5 doors. Engin Model: 1HZ-4164cc Deisel (Tank 901, ) As per Quote Ref:104448 of 24/07/2012	48,490.00
Liberia		TOYOTA GIBRALTAR STOCKHOLDINGS LTD	Toyota Land Cruiser Hardtops ( As per quote 108637)	120,930.00
Liberia		TOYOTA GIBRALTAR STOCKHOLDINGS LTD	Toyota Land Cruiser Station Wagon	61,930.00
Libya		AERO VOTE LTD	Registration Forms - OPERATIONAL FORMS (books of 100 forms)	116,550.00
Libya		AL GHURAIR Printing & Publishing LLC.	Freight and delivery to DAT Mitiga Airport, Libya (off-loaded)	570,000.00
Libya		AL GHURAIR Printing & Publishing LLC.	Majoritarian ballots - one sheet - A2 size folded	114,180.00

## Major purchase orders by UN organization

AGENCY	Location of Supplier	Name of Supplier	Description of Goods	PO Value USD
	Libya	AL GHURAIR Printing & Publishing LLC.	Majoritarian ballots - one sheet - A3 size	70,820.00
<b>UNDP continued</b>				
	Libya	AL GHURAIR Printing & Publishing LLC.	Majoritarian ballots - one sheet - A4 size	60,140.00
	Libya	AL GHURAIR Printing & Publishing LLC.	Majoritarian ballots - two sheets - A3 size folded to A4 size booklet	82,980.00
	Libya	AL GHURAIR Printing & Publishing LLC.	Proportional ballots	95,130.00
	Libya	AL GHURAIR Printing & Publishing LLC.	Proportional ballots - one sheet - A3 size	78,240.00
	Libya	AL GHURAIR Printing & Publishing LLC.	Proportional ballots - one sheet - A4 size	104,930.00
	Libya	Al-Mohandes for Electro Mechanical	Diesel generators	44,270.00
	Libya	ALMUTAHIDA CAR SALES AND RENT LLC	Vehicle rental	44,360.00
	Libya	CODE INCORPORATED	Airfreight delivery to Mitiga Airport in Libya	210,090.00
	Libya	CODE INCORPORATED	BOTTLES WITH 100 ML OF INDELIBLE INK CONTAINING 25% SN	763,960.00
	Libya	CODE INCORPORATED	Cardboard booth laminated	128,180.00
	Libya	CODE INCORPORATED	Translucent Ballot Box 80LT	267,000.00
	Libya	COPENHAGEN ELECTIONS A/S	FCA and consolidation charges	35,990.00
	Libya	COPENHAGEN ELECTIONS A/S	Stationery Polling Kits	603,070.00
	Libya	COPENHAGEN ELECTIONS A/S	TRAINING Stationery Polling Kits	153,740.00
	Libya	COPENHAGEN ELECTIONS A/S	Transport by Truck fro TIP Airport to Mitiga Airport Warehouse	57,800.00
	Libya	EDRAK MARKETING & COMMUNICATION CO	Other Publications	36,360.00
	Libya	FINE ARTS Co. FOR MEDIA SERVICES	Awareness Materials	74,400.00
	Libya	Hisham Shadli Tayeb	Rental housing	35,000.00
	Libya	LITHOTECH EXPORTS	Charges for expedited production	38,370.00
	Libya	LITHOTECH EXPORTS	Election stationery items - LAMINATES (boxes of 1000)	63,600.00
	Libya	LITHOTECH EXPORTS	FCA CHARGES	40,570.00
	Libya	LITHOTECH EXPORTS	Stationery Kits - OPERATIONAL KITS	668,360.00
	Libya	LITHOTECH EXPORTS	Stationery Kits - TRAINING	343,730.00
	Libya	Masoud Hreer	Leased Building	76,310.00
	Libya	Nasser For Printing and Paper manufactur	8 posters (B2 Posters)	32,000.00
	Libya	Radwan Taher Ali	Leased Building	47,690.00
	Libya	TOYOTA GIBALTAR STOCKHOLDINGS TLD.	Toyota Prado, with accessories requested, delivered to DAT Tripoli Port, Libya	83,850.00
	Libya	UNOPS	Armoured Toyota Land Cruiser	236,900.00
	Libya	UNOPS	Ford (K)(Antwerp, ex-stock) Focus 1,6 Ambiente 4 door 1.6P with seafreight and insurance inclusive.	35,750.00
	Libya	Wajdi Abd Al-Hameed Albishti	Leased Building	120,000.00
	Libya	Wajdi Abd Al-Hameed Albishti	Office building rental	36,000.00
	Libya	Wajdi Abd Al-Hameed Albishti	Rental housing	36,000.00
	Lithuania	DIZAINO KRYPTIS UAB	Contract No 2011-11-23, payment for creation of the II and III phase	45,990.00
	Lithuania	ERNST & YOUNG BALTIC, UAB	Contract No 2011/07/07	70,310.00
	Lithuania	ERNST & YOUNG BALTIC, UAB	Contract No 2011-07-07, for the implementation of standards	33,840.00
	Lithuania	ERNST & YOUNG BALTIC, UAB	Contract No. 2011/07/07, implementation of a part of II, III, IV phases	102,310.00
	Lithuania	ERNST & YOUNG BALTIC, UAB	CONTRACT NO.2011-05-12	33,530.00
	Lithuania	ERNST & YOUNG BALTIC, UAB	CONTRACT NO.2011-07-07	165,020.00
	Lithuania	SOCIALINIU INOVACIJU INSTITUTAS, Vsi	CONTRACT 2011-10-12	33,950.00
	Lithuania	SOCIALINIU INOVACIJU INSTITUTAS, Vsi	CONTRACT NO.2011-10-12	36,490.00
	Lithuania	UAB "PricewaterhouseCoopers"	II phase of the contract No 2012-01-03	46,050.00
	Lithuania	UAB KVALITETAS	Contract No. 2011/07/08, to cover payment for the a part of II, IV and V phases	36,600.00
	Lithuania	UAB KVALITETAS	for IV, V, VI phases of contract No 2011/07/08	30,410.00
	Lithuania	UAB SIMPLIKA	IC No 2011-01-01, for personnel lease services	58,590.00
	Macedonia	ASP-PAK	Aquaculture equipment	31,260.00
	Macedonia	Embassy of Sweden	Heating (LP)	32,140.00
	Macedonia	Granit AD	Leased Building	38,480.00
	Macedonia	Lajf biomedikals	Laboratory Equipment	76,060.00
	Macedonia	Mak Ratola	All terrain vehicles	31,170.00
	Macedonia	PORSCHE MACEDONIA	Automobiles or cars	37,640.00
	Macedonia	STEMI INZENERING Skopje	Leased Building	277,410.00
	Macedonia	VardarGradba DOO	Schools	40,120.00
	Madagascar	DANOFFICE APS	Computer servers	446,600.00
	Madagascar	DANOFFICE APS	Desktop computers	134,390.00
	Madagascar	DANOFFICE APS	Multimedia kits	423,100.00
	Madagascar	DANOFFICE APS	Software (license)	202,460.00
	Madagascar	DANOFFICE APS	Uninterruptible power suppl	67,920.00
	Madagascar	FIRST IMMO	Leased Building	100,370.00
	Madagascar	GALANA DISTRIBUTION PETROLIERE	Fuel for vehicles	82,140.00
	Madagascar	HK MEDIA	Lamps & Fitures	38,410.00
	Madagascar	INTERTECH BATINORM SARL	Lamps & Fitures	115,860.00
	Madagascar	JIRO SY RANO MALAGASY	Electricity	101,730.00
	Madagascar	OFFICE TRADING	Lamps & Fitures DDCS	122,590.00
	Madagascar	SHANGAI KOYO-ANP IMPORT & EXPORT CO. LTD	Diesel generators	158,320.00
	Madagascar	SOCIETE DE MAINTENANCE INDUSTRIELLE	Air conditioners	31,570.00
	Madagascar	TEKNET GROUP	Camera accessories	46,050.00
	Madagascar	TEKNET GROUP	Computer printers	40,200.00
	Madagascar	VIA SPACE MADAGASCAR	Radio, Wireless Security Co	38,910.00
	Malawi	ESRI SOUTH AFRICA	Software Internal Developed	60,680.00
	Malawi	KJAER & KJAER A/S	Station wagons	79,620.00
	Malaysia	Design Signature House	Construction Material (LP)	75,070.00
	Mali	DANIMEX COMMUNICATION LTD	Radio, Wireless Security Co	43,270.00
	Mali	DHI SARL	Radio, Wireless Security Co	33,890.00
	Mali	EDIP SARL	SCANNER WG IS6040 X-RAY	33,640.00
	Mali	LA SENEGALAISE DE L'AUTOMOBILE	Mercedes C180	47,340.00
	Mali	TOYOTA GIBALTAR	Hilux Double Cabine	58,960.00
	Mali	TOYOTA GIBALTAR	Land Cruiser GX 8	54,550.00
	Mali	TOYOTA GIBALTAR	Land Cruiser Prado TX	43,270.00
	Mali	TOYOTA GIBALTAR	Station wagons	66,750.00
	Mali	UNICEF SUPPLY DIVISION	Anti-retroviral drugs (ARV)	358,180.00
	Mauritania	Boutique Bedidi Ould Sidi	Cereal and pulse products	37,980.00
	Mauritania	Danoffice Aps	Software (license)	34,840.00
	Mauritania	Etablissement MAALI	Electric Motors	54,820.00
	Mauritania	ETS MOHAMED EL HAFED O AHMED NOUH	Aquaculture equipment	81,480.00
	Mauritania	ETS MOHAMED EL HAFED O AHMED NOUH	Hand Tools	62,550.00
	Mauritania	ETS MOHAMED EL HAFED O AHMED NOUH	Wire machinery and equipmen	44,540.00
	Mauritania	Ets Mohamedou Ould Rabani	Grills, roasters	32,190.00
	Mauritania	MAURITANIE TOUT DECORS	Furniture Accessories	51,000.00
	Mauritania	ONG ARDM	Furniture Accessories	65,550.00
	Mauritania	Planson International Corporation	Desktop computers	68,080.00
	Mauritania	STAR - Mauritanie	Fuel for vehicles	1,455,960.00
	Mauritius	TOYOTA MAURITIUS LTD	TOYOTA HILUX 3.0 L TURBO DIESEL, DARK GREY	34,040.00
	Mexico	ADVIZING IT	Computer servers	119,220.00
	Mexico	ADVIZING IT	Hard disk drives	48,430.00
	Mexico	BANCA MIFEL, S.A. FIDEICOMISO 1388/2011	Leased Building	163,300.00
	Mexico	BIL TECHNO SERVICE CENTRE SA DE CV	Vehiculo sedán Volvo S60 T5 modelo 2013	32,780.00
	Mexico	CABSEL GRUPO CONSTRUCTOR E INMOBILIRIA	Manufactured Articles	80,480.00
	Mexico	COMISION FEDERAL DE ELECTRICIDAD	Electricity	40,260.00
	Mexico	CONERMEX SA DE CV	Electric Motors	132,200.00
	Mexico	DALTON AUTOMOTRIZ, S. DE R.L. DE C.V.	Camionetas Toyota Tacoma 4x4 modelo 2013	70,230.00
	Mexico	GRUPO COMERCIALIZADOR LOPEZ GO	Industrial Products	41,730.00
	Mexico	GRUPO COMERCIALIZADOR LOPEZ GO	Manufactured Articles	46,490.00
	Mexico	INMOBILIARIA SALTO DE AGUA	Manufactured Articles	44,430.00
	Mexico	LL-COR INC	Torre de Flujo	93,590.00
	Mexico	MARIA DE LOS ANGELES LOPEZ ROBLEDO	Awareness Materials	57,960.00
	Mexico	MIFEL FIDEICOMISO 1071/2009 MONTESURALES	Leased Building	71,000.00
	Mexico	SEGUROS INBURSA, S.A.	INBURSA DEC 00061777	102,480.00
	Mexico	SEGUROS INBURSA, S.A.	INBURSA NOV 00061777	101,690.00
	Mexico	SISTEMAS DE INFORMACION GEOGRAFICA SA DE	Software (license)	74,700.00
	Mexico	VANBREA INTERNATIONAL	J. VAN BREA OCT - DIC 2011 00061777	354,810.00
	Moldova, Republic of	(R) AUTOFRAME FM SRL	Automobiles or cars	95,200.00

## Major purchase orders by UN organization

AGENCY	Location of Supplier	Name of Supplier	Description of Goods	PO Value USD
	Moldova, Republic of	(R) DAAC SYSTEM INTEGRATOR SRL	Notebook computers	30,550.00
	<b>UNDP continued</b>			
	Moldova, Republic of	(R) ICS BEMOIL RETAIL SRL	Fuel for vehicles	40,100.00
	Moldova, Republic of	(R) INTERMED SRL	Medical Equipment	236,720.00
	Moldova, Republic of	SC ASEAS INTERNATIONAL SRL	Laboratory Equipment	138,840.00
	Moldova, Republic of	SC E LABORATOR FEERIA SRL	Laboratory Equipment	296,560.00
	Moldova, Republic of	SC NITECH SRL	Laboratory Equipment	86,930.00
	Mongolia	BUURAL SUTAI LLC	CONSTRUCTION WORK PAYMENT	40,860.00
	Mongolia	CHABO INTERNATIONAL CO., LTD	Leased Building	96,020.00
	Mongolia	CHABO INTERNATIONAL CO., LTD	Leased Building - office rent for Dec'12 >>	42,390.00
	Mongolia	CHABO INTERNATIONAL CO., LTD	Leased Building - office rent for Nov'12 >>	42,390.00
	Mongolia	CHABO INTERNATIONAL CO., LTD	Leased Building - office rent for Oct'12	42,390.00
	Mongolia	CHABO INTERNATIONAL CO., LTD	Office and Garage rent Jan-March 12	67,530.00
	Mongolia	CHABO INTERNATIONAL CO., LTD	Payment of rent for the months of July 12 - Sept'12	70,900.00
	Mongolia	DARKHAN UILS LLC	Last installment as per contract cw/2011/30	230,050.00
	Mongolia	JAM LLC	3rd installment - 15%	49,760.00
	Mongolia	JAM LLC	4th installment - 15%	49,760.00
	Mongolia	JAM LLC	5th installment - 15%	49,760.00
	Mongolia	JAM LLC	6th installment - 15%	49,760.00
	Mongolia	JAM LLC	7th installment - 15%	49,760.00
	Mongolia	KHURD AUTO LLC	UAZ-220692-033 model van	79,970.00
	Mongolia	LCB CO., LTD	CONSTRUCTION PAYMENT	234,800.00
	Mongolia	NAB LLC	1st installment - 20% upon signature of the contract	52,130.00
	Mongolia	TED CONSTRUCTION LLC	7th installment - 15%	52,850.00
	Mongolia	TOYOTA MOTOR CORPORATION	Toyota Land Cruiser Prado 4x4, 5-door Wagon, model TRJ150L-GKMEK	33,700.00
	Mongolia	TOYOTA MOTOR CORPORATION	Toyota Landcruiser 200: GRJ200L-GNMNK	45,150.00
	Mongolia	TSAGAAN BURGALTAI LLC	4th installment - 15%	47,420.00
	Mongolia	TSAGAAN BURGALTAI LLC	5th installment - 15%	47,420.00
	Mongolia	TSAGAAN BURGALTAI LLC	6th installment - 15%	47,420.00
	Mongolia	TSAGAAN BURGALTAI LLC	7th installment - 15%	47,420.00
	Mongolia	ZORIG DARKHAN CO., LTD	3rd installment - 15%	35,480.00
	Mongolia	ZORIG DARKHAN CO., LTD	4th installment - 15%	35,480.00
	Mongolia	ZORIG DARKHAN CO., LTD	5th installment - 15%	35,480.00
	Mongolia	ZORIG DARKHAN CO., LTD	6th installment - 15%	35,480.00
	Mongolia	ZORIG DARKHAN CO., LTD	7th installment - 15%	35,480.00
	Montenegro	PROINVEST d.o.o.	Leased Building	2,923,040.00
	Morocco	Meryem Meddoun	Leased Building	372,000.00
	Morocco	Meryem Meddoun	Leased Building	199,060.00
	Morocco	Meryem Meddoun	Leased Building	197,840.00
	Morocco	Trade Factors Overseas Ltd	Land Cruiser Prado TX, 5 door, 7 seater	39,850.00
	Mozambique	ERNST & YOUNG, LDA	Payment of 50% - 1st installment to Ernest & Young, 2010 HACT Audit	36,020.00
	Mozambique	FONDATION DIGGER	Anti-mining equipment- OPEN TILLER KIT_TIT201(D1198)	42,120.00
	Mozambique	FONDATION DIGGER	Anti-mining equipment-CAMERAS_CAM100	35,420.00
	Mozambique	FONDATION DIGGER	Anti-mining equipment-MULTI_SENSEN_OPTION_MSO100	70,190.00
	Mozambique	FONDATION DIGGER	Anti-mining equipment-WEARINGPARTS_TILLERFLAIL_SPECIALMOZAMBIQUE	49,240.00
	Mozambique	TELESCAN TELECOMUNICACOES E SISTEMAS LDA	Radios	53,850.00
	Myanmar	AMD TRADING LTD.	Laboratory Equipment	73,000.00
	Myanmar	U Ko Lay	Leased Building	187,500.00
	Myanmar	UNOPS DENMARK	Station wagons	230,050.00
	Myanmar	West Bank Trading Co. Ltd.	Motorcycles	69,420.00
	Namibia	A. SKEFFERS BUILDERS	Security installations maintenance and repair	128,270.00
	Namibia	ECO GARDENS AND LANDSCAPING	Landscaping services	39,340.00
	Namibia	FIRE TECH SYSTEMS cc	Security equipment	385,870.00
	Namibia	HAVFORSKNINGSINSTITUTTET	Water resources surveys	336,000.00
	Namibia	RIMOTA GROUP cc	Cleaning services	107,180.00
	Namibia	UNOPS	Station wagons	90,710.00
	Nepal	FORMAT PRINTING PRESS	Printing services for reprinting of Access to Justice report (second time)	238,280.00
	Nepal	FORMAT PRINTING PRESS	Value added tax	30,980.00
	Nepal	INTERNATIONAL DISPENSARY ASSOCIATION	Other essential drugs	31,110.00
	Nepal	INTERNATIONAL SOS PTE LTD. - IPA	Ambulances	57,320.00
	Nepal	INTERTECH BATINORM	Rescue Raft	60,440.00
	Nepal	INTERTECH BATINORM	Underwater Communication Accessories	31,050.00
	Nepal	MAHAVIR SHREE INTERNATIONAL	30 mm Chipping Hammer	46,850.00
	Nepal	MAHAVIR SHREE INTERNATIONAL	40 mm Rotary Hammer Drill	30,860.00
	Nepal	MAHAVIR SHREE INTERNATIONAL	400 mm Power Cutter	58,710.00
	Nepal	MAHAVIR SHREE INTERNATIONAL	700 mm Petrol Chain Saw	31,120.00
	Nepal	MAHAVIR SHREE INTERNATIONAL	Explosives control equipmen	39,420.00
	Nepal	MAHAVIR SHREE INTERNATIONAL	First Aid Kit	30,000.00
	Nepal	MAHAVIR SHREE INTERNATIONAL	Head Light	142,520.00
	Nepal	MAHAVIR SHREE INTERNATIONAL	Life Jacket	62,000.00
	Nepal	MAHAVIR SHREE INTERNATIONAL	Rescue Vest	68,750.00
	Nepal	MAHAVIR SHREE INTERNATIONAL	Rubber Mattress	184,000.00
	Nepal	MAHAVIR SHREE INTERNATIONAL	Static Rope	38,750.00
	Nepal	MAHAVIR SHREE INTERNATIONAL	Stretcher	45,980.00
	Nepal	MAHAVIR SHREE INTERNATIONAL	Tarpaulin	71,880.00
	Nepal	Model Construction Pvt. Ltd.	Advance Payment (20% of Contract Amount)	31,150.00
	Nepal	Model Construction Pvt. Ltd.	Upon Certification of 50% Work Completion (50% of Contract Value)	77,880.00
	Nepal	MUKTINATH TRADE CONCERN	Inflatable Rescue Boat with Out- Board Engine	66,920.00
	Nepal	SHAORYANG HENGYUAN ZINIANG HYDROELECT CO.	EI Electricity	52,950.00
	Nepal	THE MEDICAL EXPORT GROUP B.V	Determine HIV 1/2 Test Kit(100tests/kit), PAC-100	107,800.00
	Nepal	TRADE FACTORS OVERSEAS LTD.	Land Crusier Hardtop 10 Seater, 5 Door, Model: HZJ76R-RKMRS	39,910.00
	Nepal	UJJWAL MAN TULADHAR	Leased Building	33,420.00
	Nepal	UNFPA - Copenhagen	Contraceptive - Condoms	92,220.00
	Nepal	UNFPA - Copenhagen	Other Medical Supplies	38,270.00
	Nepal	UNITED NATIONS CHILDREN'S FUND DENMARK	Anti-retroviral drugs (ARV)	1,473,800.00
	Nepal	UNITED NATIONS CHILDREN'S FUND DENMARK	Other essential drugs	132,860.00
	Nepal	UNITED NATIONS CHILDREN'S FUND DENMARK	Vaccines	78,880.00
	Nepal	UNITED NATIONS WORLD FOOD PROGRAMME -UAE	Radio (Tranceiver, HF CoDAN NGT, SRx, base, kit, -power supply, switching, CODAN, TS3020 -Tranceiver, HF, Base, CODAN, NGT SRX	36,310.00
	Nepal	UNITED NATIONS WORLD FOOD PROGRAMME -UAE	Radio, Wireless (Standard GP 388 VHF handheld radio (including charger and 2 battle)	85,720.00
	Nepal	XEROX LIMITED	Photocopiers	40,050.00
	Nicaragua	Casa Pellas S A	Automobiles or cars	34,490.00
	Nicaragua	Casa Pellas S A	Station wagons	45,650.00
	Nicaragua	Julio Martinez Repuestos SA	Automobiles or cars	49,000.00
	Nicaragua	M&M MantiCa SA	Air Conditioning	32,000.00
	Nicaragua	Yiwu Sky Import and Export Co Ltd	Roofing Material	1,582,230.00
	Niger	ADVIZING IT	Desktop Dell Optiplex 390 DT i5 2400	40,150.00
	Niger	BEMBELLO LEILA AICHA DIALLO	Leased Building	34,030.00
	Niger	dan.office Aps	Notebook computers	94,080.00
	Niger	PLANSON INTERNATIONAL CORPORATION	Explosives control equipmen	70,000.00
	Niger	TOTAL NIGER	Fuel for vehicles	35,560.00
	Niger	TOYOTA GIBALTAR STOCKHOLDINGS LTD	All terrain vehicles	91,340.00
	Niger	TOYOTA GIBALTAR STOCKHOLDINGS LTD	Minivans hilux DC LAN25 PRMDEN SFX.UF	62,460.00
	Niger	TOYOTA GIBALTAR STOCKHOLDINGS LTD	Minivans hilux DC LAN25 PRMDEN SFX.UF	62,460.00
	Niger	TOYOTA GIBALTAR STOCKHOLDINGS LTD	Minivans or vans	87,170.00
	Niger	TOYOTA GIBALTAR STOCKHOLDINGS LTD	Station wagons	54,890.00
	Niger	TOYOTA GIBALTAR STOCKHOLDINGS LTD	Station wagons	52,380.00
	Niger	TOYOTA GIBALTAR STOCKHOLDINGS LTD	Station wagons STD V8 TWIN TD 9	49,960.00
	Niger	TOYOTA GIBALTAR STOCKHOLDINGS LTD	Vehicule Station wagons ST V8 VDJ200L GDMRZ SFX 11	397,410.00
	Niger	UNOPSCOPEHAGEN	Motorcycles Yamaha DT 125	333,780.00
	Nigeria	ADVIZING IT	Desktop computers	134,630.00
	Nigeria	ADVIZING IT	Notebook computers	159,620.00
	Nigeria	ADVIZING IT	Printing accessories	46,900.00



## Major purchase orders by UN organization

AGENCY			PO Value
Location of Supplier	Name of Supplier	Description of Goods	USD
Nigeria	AUTO SAFETY NIGERIA LTD	Cameras	55,690.00
<b>UNDP continued</b>			
Nigeria	BANNERBRIDGE PLC	Cameras	38,310.00
Nigeria	BANNERBRIDGE PLC	Printing accessories	173,010.00
Nigeria	BANNERBRIDGE PLC	Printing machinery & equipm	188,760.00
Nigeria	BLUEWHALES ENERGY LTD	Diesel fuel	494,940.00
Nigeria	CARDIFF PROPERTIES LIMITED	Leased Building	223,490.00
Nigeria	CHAN MEDI-PHARM LTD/GTE	Other essential drugs	45,870.00
Nigeria	DAN:OFFICE	Laptop Computers - 17 Units HP EliteBook 8470p & accessories - , HP Compaq Pro 6300 SFF PC,	62,580.00
Nigeria	DATAFLEX NIGERIA LTD	Uninterruptible power suppl	47,900.00
Nigeria	DCL LABORATORY PRODUCTS LTD	Laboratory Equipment	187,260.00
Nigeria	FEDERAL RADIO CORPORATION OF NIGERIA	Audio Visual Productions	33,630.00
Nigeria	GLOBE MOTORS HOLDINGS NIG.LTD	Delivery trucks	66,710.00
Nigeria	KENOAUSTICS LIMITED	Motion detector	105,620.00
Nigeria	KENOAUSTICS LIMITED	Security control system	223,070.00
Nigeria	KENOAUSTICS LIMITED	Uninterruptible power suppl	43,130.00
Nigeria	LAWCAS PHARMACEUTICAL CO. LTD	Other Medical Supplies	374,890.00
Nigeria	MASARKI OIL & GAS LTD	Diesel fuel	427,160.00
Nigeria	MASARKI OIL & GAS LTD	Diesel fuel - 10,000 Litres @156/Litre	169,460.00
Nigeria	MASARKI OIL & GAS LTD	Diesel fuel - 20,000 Litres @156/Litre	239,230.00
Nigeria	MENAREST VENTURES	Reinforcements (LP)	241,190.00
Nigeria	NUMS DIAGNOSTICS	Laboratory Equipment	350,100.00
Nigeria	NUMS DIAGNOSTICS	Other Medical Supplies	64,030.00
Nigeria	OLUSOLA TOLUWANIMI EPHRAIM-OLUWANUGA	PAYMENT FOR STRESS COUNSELLOR(22/12/11-21/01/2012)	190,480.00
Nigeria	PARTEC HEALTHCARE LIMITED	Laboratory Equipment	84,990.00
Nigeria	R.T. BRISCOE (NIGERIA) PLC	Delivery trucks	553,990.00
Nigeria	R.T. BRISCOE (NIGERIA) PLC	Police vehicles	1,937,940.00
Nigeria	SPRING FIRM S.r.l	Computer servers	31,550.00
Nigeria	TONIA PHARMACY LIMITED	Other essential drugs	80,670.00
Nigeria	TONIA PHARMACY LIMITED	Other Medical Supplies	44,270.00
Nigeria	TOYOTA GIBRALTER STOCKHOLDING LTD	Land Transport	49,580.00
Nigeria	TRANSCORP HILTON HOTEL ABUJA	Conference organizing servi	73,800.00
Nigeria	VODACOM BUSINESS AFRICA (NIGERIA) LTD	Network gateway	97,500.00
Pakistan	ABBASI TRAVELS INTERNATIONAL	Vehicle rental	92,500.00
Pakistan	ADVIZING IT	Computer servers	34,780.00
Pakistan	ALI MUHAMMAD	Leased Building	56,000.00
Pakistan	Alternate Power Technologies, LLC	Industrial pumps & compress	111,160.00
Pakistan	Alternate Power Technologies, LLC	Industrial pumps & compress	96,690.00
Pakistan	CODE INCORPORATED	Freight from FCA Antwerp to DAT Karachi Pakistan	71,150.00
Pakistan	CODE INCORPORATED	Translucent Ballot Box 45Lt. and corresponding lids	801,450.00
Pakistan	DAN:OFFICE	Computer printers	45,100.00
Pakistan	DAN:OFFICE	Notebook computers	36,910.00
Pakistan	DAN:OFFICE	Scanners	55,600.00
Pakistan	DAN:OFFICE	Software Internal Developed	33,530.00
Pakistan	FATIMA CAR COMPANY	Vehicle rental	35,320.00
Pakistan	HASCOMBE BUSINESS SOLUTION (PVT) LTD	Printer or facsimile toner	66,500.00
Pakistan	Mansour Khan	Construction Material (OP)	31,320.00
Pakistan	MASOOD FAREED MALIK	IC fee Feb. to Dec. 2012	173,110.00
Pakistan	MOHAMMAD KHALID	Leased Building	189,180.00
Pakistan	PAKISTAN RESOURCES DEVELOPMENT SER.	Software (license)	32,430.00
Pakistan	PAKISTAN STATE OIL COMPANY LIMITED	Fuel for vehicles	294,490.00
Pakistan	PLANSON INTERNATIONAL CORPORATION	Computer printers	224,610.00
Pakistan	PLANSON INTERNATIONAL CORPORATION	Desktop computers	470,200.00
Pakistan	PLANSON INTERNATIONAL CORPORATION	Uninterruptible power suppl	52,860.00
Pakistan	RIFFAT RUKHSANA MALIK	IC fee Feb. to Dec. 2012	183,890.00
Pakistan	SACHAL TECHNICAL SERVICES (PVT) LTD	Upon Importation of 300 Solar Water Heaters	47,390.00
Pakistan	SEBA Hydrometrie GmbH & Co. KG	Discharge Measuring System with Housing	108,580.00
Pakistan	SEBA Hydrometrie GmbH & Co. KG	Rain Gauge TRW200	43,400.00
Pakistan	SEBA Hydrometrie GmbH & Co. KG	SEBA Data Logger Type UnilogCom	39,790.00
Pakistan	SEBA Hydrometrie GmbH & Co. KG	Snow Scale	34,720.00
Pakistan	SHAH TRANSPORT NETWORK	Vehicle rental	49,450.00
Pakistan	Solar Power Technologies (Pvt) Ltd	Industrial pumps & compress	30,800.00
Pakistan	Solar Power Technologies (Pvt) Ltd	Rechargeable batteries	30,800.00
Pakistan	TOURISM PROMOTION SERVICES PAKISTAN) LTD	Leased Building	1,303,000.00
Pakistan	TOURISM PROMOTION SERVICES PAKISTAN) LTD	Rent & Maintenance SBC from Jan to Dec. 2012 for UNDDS	273,180.00
Pakistan	UNITED MOBILE	Mobile phones	33,340.00
Pakistan	UNITED TYRE	Industrial Products	35,480.00
Palestine (State of)	ABDO PARKING	Leased Land	39,110.00
Palestine (State of)	ABU WARDAH CO. FOR TRADING & CONTRACTING	Public structures	162,020.00
Palestine (State of)	AL ARJA CO. FOR TRADE & GENERAL CONTRACT	Clinic	31,630.00
Palestine (State of)	AL HALLAQ COMPANY FOR GENERAL TRADING	KFW V DOWN'S SYNDROME - GAZA PAY 3	74,050.00
Palestine (State of)	AL HALLAQ COMPANY FOR GENERAL TRADING	Public structures	42,870.00
Palestine (State of)	AL HAQ - LAW IN THE SERVICE OF MAN	Contracts	57,320.00
Palestine (State of)	AL MUEZ LIDINALLAH RASHID FAHMI NASHASHI	Leased Building rent for OQR.	225,000.00
Palestine (State of)	AL SERHED CO FOR CONTRACTS & GENERAL TRA	KFW VII Deir Al Balah Beachfront Final Payment	60,580.00
Palestine (State of)	AL SERHED CO FOR CONTRACTS & GENERAL TRA	KFW VII deir El Balah Beachfront PAY 2	50,040.00
Palestine (State of)	AL WAEL CONTRACTING COMPANY	Aquaculture equipment	377,760.00
Palestine (State of)	AL YAMAK UNDER TAKINGS AND INVESTMENT	Contracts	40,450.00
Palestine (State of)	ALERTEKAA CO. FOR BUILDING & CONST	KFW VII 4 PACKING UNITS GAZA PAY 3&4	67,200.00
Palestine (State of)	ALERTEKAA CO. FOR BUILDING & CONST	KFW VII GAZA - 40 Packing rooms	66,690.00
Palestine (State of)	ALHUDA FUEL COMPANY	Diesel fuel	42,580.00
Palestine (State of)	AL-HUSARY GENERAL CONTRACTORS	Prefabricated Cabins	86,100.00
Palestine (State of)	Al-Manarah International Contracting Co.	Aquaculture equipment	646,290.00
Palestine (State of)	ALSHARQ ALJADEED FOR TRADING & IDUSTR.CO	Public structures	183,990.00
Palestine (State of)	AL-SHAYYAH CO. FOR BUILDING & CONSTRUCTI	Public structures	55,000.00
Palestine (State of)	AMER BROTHERS CO.FOR TRADING & GENERAL C	Public structures	1,119,100.00
Palestine (State of)	AMEX EXPORT IMPORT GMBH	Laboratory Equipment	304,390.00
Palestine (State of)	AMEX EXPORT IMPORT GMBH	Laboratory Equipment (Molecular Diagnostics Equipment & supplies (LOT 3))	72,120.00
Palestine (State of)	ARAB MOTOR TRADE COMPANY	Automobiles or cars	31,400.00
Palestine (State of)	BCI	Network routers	137,100.00
Palestine (State of)	BLERIM VELA	Travel costs - Assignmnt & relocation grant	305,360.00
Palestine (State of)	COASTAL MUNICIPALITIES WATER UTILITY	improve the capacity of CMWU for Monitoring the water quality	103,620.00
Palestine (State of)	COMPUTER MEDIA CENTER	<< ITEM#:2.3.5 High Level Blade Server - HP ProLiant BL620c G7 Server Blade >>	40,260.00
Palestine (State of)	DARWISH ABU MUAILEQ COMPANY	Public structures	112,200.00
Palestine (State of)	EASTWARD PALESTINIANS CO. LTD	KFW V AL AQSA ROAD - GAZA PAY 2	75,470.00
Palestine (State of)	EASTWARD PALESTINIANS CO. LTD	KFW V AL Aqsa Road Gaza pay 3	119,030.00
Palestine (State of)	EASTWARD PALESTINIANS CO. LTD	Public structures	460,150.00
Palestine (State of)	EL FARRA BROS.CO FOR ENGINEERING & CONTR	Public structures	181,200.00
Palestine (State of)	EL KHAESIE CO. FOR INDUSTRIAL GENERAL	Public structures	321,620.00
Palestine (State of)	EL QA'OD FOR GENERAL TRADING & CONTRACT	KFW V Jurat Allut Al Gharbi - Khan Younis Final Payment	86,820.00
Palestine (State of)	EL QA'OD FOR GENERAL TRADING & CONTRACT	Public structures	53,000.00
Palestine (State of)	EL WEDAD SOCIETY FOR COMMUNITY REHABILIT	DEEP - EL WEDAD final install. PSSNA - JAPAN FUND - IDB contribution	50,380.00
Palestine (State of)	EMAD HASSOUNA & PARTNERS CO.	Upgrading of UNDP office electrical power supply	48,770.00
Palestine (State of)	FIRST TRADING AND CONTRACTING CO.	KFW V Al Karameh Payment # 4	141,690.00
Palestine (State of)	FIRST TRADING AND CONTRACTING CO.	KFW V Al Qds Univ Pay 3	76,550.00
Palestine (State of)	FIRST TRADING AND CONTRACTING CO.	KFW V Al Quds University - Gaza Advance Payment	77,890.00
Palestine (State of)	FIRST TRADING AND CONTRACTING CO.	KFW V AL Salateen / Al Attara final payment.	84,180.00
Palestine (State of)	FIRST TRADING AND CONTRACTING CO.	KFW V GAZA- AL Karameh Neighborhood Third Payment	41,800.00
Palestine (State of)	FIRST TRADING AND CONTRACTING CO.	KFW V Gaza Al Salateen Area Second Payment	87,320.00
Palestine (State of)	FIRST TRADING AND CONTRACTING CO.	Public structures	1,248,760.00
Palestine (State of)	GABER TECHNOLOGY LTD.	X-Ray Machine - Model: XIS-6040M	37,830.00
Palestine (State of)	GAZA CONSTRUCTION SERVICES LTD	Public structures	915,190.00
Palestine (State of)	GHALEB KALOTI	Leased Building	136,000.00

## Major purchase orders by UN organization

AGENCY			PO Value
Location of Supplier	Name of Supplier	Description of Goods	USD
Palestine (State of)	GREEN VALLEY FOR TRADING	Aquaculture equipment	152,330.00
<b>UNDP continued</b>			
Palestine (State of)	GREEN VALLEY FOR TRADING	Aquaculture equipment	483,550.00
Palestine (State of)	GRUPPO DI VOLONTARIATO CIVILE G.V.C	Contracts	32,450.00
Palestine (State of)	HANDALA COMPANY FOR ENGINEERING CONTRACT	Electricity	517,700.00
Palestine (State of)	HITTAWY COMPANY & SONS	Public structures	745,690.00
Palestine (State of)	ITTHAIMER CO. LTD.	Public structures	466,660.00
Palestine (State of)	JAGUM	Electrical oven 2000 pita per hour - Local made by JAGUM.	177,320.00
Palestine (State of)	JAMAL ALNAJAR CO FOR GENERAL TRADING	Public structures	212,770.00
Palestine (State of)	JAMAL O. MASRI CO. LTD	Automobiles or cars	37,500.00
Palestine (State of)	JOUDA SON'S COMPANY FOR TRADING	Clinic	90,890.00
Palestine (State of)	KHALED KALOTI	Leased Building	48,000.00
Palestine (State of)	KHOZAAH CO. FOR CONTR. & GEN. TRADE	Public structures	72,300.00
Palestine (State of)	KHOZENDAR SON'S CO.	Public structures	157,550.00
Palestine (State of)	KHWAITER CO.FOR TRADE,INDUSTRY & GEN.CON	Rehabilitation of PRCS psycho-social, cultural hospital and centre in Gaza	500,000.00
Palestine (State of)	KIAN CO. FOR GENERAL TRADE	Public structures	385,300.00
Palestine (State of)	LEMIX CO. LTD	Medical Equipment -Criticare- nCompass 8100H Patient Monitor	49,500.00
Palestine (State of)	MAJEDCO FOR TRAD. & GENER. CONTR.	KFW-V Gaza Final payment for the implemented works at site for the project namely* Rehabilitation of Internal Roads in Center Rafah*	57,040.00
Palestine (State of)	MANAR CO. FOR ENGIN. CONTRCT. & G.TRADING	Clinic	107,350.00
Palestine (State of)	MAYOTEX LTD	Armored Vehicles	130,000.00
Palestine (State of)	MAYOTEX LTD	Toyota Land Cruiser VXR-V8 4.7 liter Benzene Engine with ESP system, B6 level armoured 4x4 vehicle	130,000.00
Palestine (State of)	MAYTHALOON PULPIC CO FOR INVESTMENT	KFW VII Al Attarah School Final Payment	31,440.00
Palestine (State of)	MEC SHARP MODERN ELECTRONIC CENTER	Supply of Equipment for NGOs Serving Elderly People-Offices Equipments Supply- Deep/Social Development Project	38,470.00
Palestine (State of)	MEDICAL SUPPLIES & SERVICES	Medical Equipment (Equipment list contained in attached Annex I)	61,440.00
Palestine (State of)	MUSHTAHA & HASSOUNA CO. LTD	Public structures	423,280.00
Palestine (State of)	NA CONTRACTING & TRADING CO.	Schools	80,600.00
Palestine (State of)	NEW EAST SUPPLIES CO.	Electricity	1,021,430.00
Palestine (State of)	NEW GAZA CO. FOR TRADING & CONTRACTING	Public structures	468,000.00
Palestine (State of)	PALEST.Industr. ESTATE DEVELOPM. & MANG	Leased Building	40,330.00
Palestine (State of)	PALESTINIAN BAR ASSOCIATION - GAZA	Contracts - 2nd instalment	82,200.00
Palestine (State of)	PALESTINIAN ENVIRONMENTAL FRIENDS	Contracts	565,710.00
Palestine (State of)	PHYSICIANS FOR HUMAN RIGHTS - ISRAEL	Contracts	42,000.00
Palestine (State of)	PIVOT FOR TRADING & CONTRACTING COMPANY	Public structures	108,600.00
Palestine (State of)	RABITTA CO. FOR ENGIN.,TRADE & GENER.CON	Public structures	396,440.00
Palestine (State of)	SALAH AL DEAN CO. FOR TRADE & CONTRACTIN	Public structures	1,460,000.00
Palestine (State of)	SALEEM ABU KMAIL SONS CO.	Schools	435,730.00
Palestine (State of)	SAMER KALOTI	Leased Building	136,000.00
Palestine (State of)	SATCO	Electricity	1,760,190.00
Palestine (State of)	SERRA COMPANY FOR TRADING & CONTRACTING	KFW VII 60 Packing Units - Beit Lahia - GAZA Final Payment	62,490.00
Palestine (State of)	SERRA COMPANY FOR TRADING & CONTRACTING	Public structures	249,290.00
Palestine (State of)	SHANAN SON'S COMPANY	Clinic	238,140.00
Palestine (State of)	SHAWWA CONTRACTING COMPANY	Public structures	144,560.00
Palestine (State of)	SUHAIL SAQQA	Leased Building	176,630.00
Palestine (State of)	SUPREME COORD. COMM OF WOMEN CEN GAZA	Contracts	50,000.00
Palestine (State of)	THREE BROTHERS CO. FOR GENER. CONTRACTIN	Public structures	96,800.00
Palestine (State of)	TOYOTA ZAMIR LTD	Toyota Land Cruiser Prado, Long Diesel, 7 Seats, 5 doors, 4x4 AWD	46,010.00
Palestine (State of)	UNITED NATIONS RELIEF AND WORKS AGENCY	Diesel fuel	56,770.00
Palestine (State of)	ZANT CO. FOR MEDICAL SUPPLIES & LABS	Medical Equipment	48,130.00
Panama	ADVIZING IT INC.	Desktop computers	36,870.00
Panama	CREACIONES Y COPIAS XPRESS	Other Publications	32,230.00
Panama	DELL MARKETING L.P. C/O DELL USA L.P.	OFFICEPROPLUS 2010 SNGL MVL	34,170.00
Panama	HE ARQUITECTOS, S.A.	Public structures	355,220.00
Panama	HEWLETT PACKARD COMPANY	Computer servers	58,050.00
Panama	HEWLETT PACKARD COMPANY	Storage device Kits	70,660.00
Panama	MEDICA FERTIL, S.A.	Laboratory Equipment	38,030.00
Panama	PROYECTOS, EJECUCION Y CONTROL DE OBRAS,	Commercial structures	42,010.00
Panama	PROYECTOS, EJECUCION Y CONTROL DE OBRAS,	Prefabricated Houses	56,010.00
Panama	PROYECTOS, EJECUCION Y CONTROL DE OBRAS,	Public structures	182,060.00
Panama	TECNOLOGIA APLICADA, S.A. (TECNASA)	Software (license)	94,790.00
Papua New Guinea	Boroko Motors Limited	land Transport	46,710.00
Papua New Guinea	JUDITH RABAN	Leased Building	62,810.00
Papua New Guinea	L J HOOKER Port Moresby	Leased Building	287,990.00
Papua New Guinea	LYNCHAR GUEST HOUSE	Leased Building	36,110.00
Papua New Guinea	NASFUND PROPERTIES	Leased Building	134,790.00
Paraguay	CONDOMINIO CARLOS A. BENITEZ C. Y OTROS	Alquiler Estacionamiento	30,250.00
Paraguay	CONDOMINIO EDIFICIO FINANSUD	Alquiler del Edificio Un House mes de Noviembre 2012	122,780.00
Paraguay	CONDOMINIO EDIFICIO FINANSUD	Alquiler del Edificio UN House, correspondiente a agosto 2012 Leased Building	81,860.00
Paraguay	CONDOMINIO EDIFICIO FINANSUD	Alquiler del Edificio UN House, correspondiente a julio 2012 Leased Building	81,860.00
Paraguay	CONDOMINIO EDIFICIO FINANSUD	Alquiler del Edificio UN House, correspondiente a setiembre 2012 Leased Building	81,860.00
Paraguay	CONDOMINIO EDIFICIO FINANSUD	Alquiler Edificio UN House enero a diciembre 2012	107,300.00
Peru	DISTRIBUCION Y TECNOLOGIA SAC	Sirens	49,570.00
Peru	HIALEAH SAC	Radios	32,770.00
Peru	JOSKY JARA CHAVEZ	PAGO MENSUAL SC ene-dic 2012	38,890.00
Philippines	GTEK ENTERPRISE	Manufactured Articles	57,660.00
Philippines	OPTIM, INC.	Industrial Products	34,480.00
Philippines	RCBC REALTY CORPORATION	Electricity	227,340.00
Philippines	SENSOR & SOFTWARE INC.	Industrial Products	33,550.00
Philippines	TOYOTA OTIS,INC.	Automobiles or cars	65,920.00
Romania	C&V WATER CONTROL SRL	Modular office packages	101,520.00
Russian Federation	WORLD HEALTH ORGANIZATION	Rent	63,180.00
Rwanda	Advizing IT	Desktop computers	41,900.00
Rwanda	AKAGERA MOTORS SARL	Automobiles or cars	43,990.00
Rwanda	COMMUNICATION SOLUTIONS Ltd	5% to be paid one month After Completion and Testing of all Installations.	35,530.00
Rwanda	DANIMEX COMMUNICATION LTD	Radio, Wireless Security Co	68,670.00
Rwanda	DANIMEX COMMUNICATION LTD	Rechargeable batteries	31,810.00
Rwanda	ECORAMEN	Public structures	63,920.00
Rwanda	EHC	Public structures	76,480.00
Rwanda	ENGEN RWANDA	Fuel for vehicles	59,440.00
Rwanda	HOTEL DES MILLES COLLINES	Conference organizing services	115,760.00
Rwanda	IDESCO CORPORATION	Furniture Accessories	35,280.00
Rwanda	KIPHARMA	UN DISPENSARY DRUGS AS PER THE LIST ATTACHED	172,230.00
Rwanda	MANUMETAL	Conferencing tables /set	75,210.00
Rwanda	Nicolas Nyandwi	Furniture set	34,290.00
Rwanda	PHARMACIE CONSEIL	UN DISPENSARY DRUGS AS PER THE LIST ATTACHED	32,690.00
Rwanda	SORWATRACO LTD	Armored Vehicles	64,500.00
Rwanda	SORWATRACO LTD	Automobiles or cars	34,900.00
Rwanda	SYMPOSIA CONSULT SARL	Simultaneous interpretation equipment maintenance and repair	225,150.00
Rwanda	TOYOTA GIBRALTAR STOCKHOLDINGS LTD.	MOTOR VEHICLES AND PARTS AND ACCESSORIES THEREOF	47,030.00
Rwanda	UNITED NATIONS OFFICE AT NAIROBI	Printing accessories	49,120.00
Rwanda	VIRTUAL TECH	Furniture set	73,080.00
Samoa	Peter Meredith & Co. Ltd	Leased Building	167,470.00
Sao Tome and Principe	CIEM-CENTRO IND.ELETROMECANICO	Toyota Land Cruiser Prado TXL	57,090.00
Sao Tome and Principe	CONSTEP LDA	Construction Material (OP)	45,120.00
Sao Tome and Principe	ELECTROFRIO	1.1.11PidMaterialsElectroFrio(Health)	35,060.00
Sao Tome and Principe	NOVAMERIC (PTY) LTD	Digital VR Kits + Services	85,530.00
Saudia Arabia	UNITED MOTORS COMPANY	Automobiles or cars	43,890.00
Senegal	DIGI-CAO	Commande complémentaire pour climatiseurs DAIKIN Immeubles SICAP	42,240.00
Senegal	DIGI-CAO	Décompte numéro 2 SICAP	110,960.00
Senegal	ICOM FRANCE	Radio, Wireless Security Co	74,620.00
Senegal	Immobilier S.A	Loyer building trimestre Avril-Mai et Juin 2012	35,230.00
Senegal	Immobilier S.A	Loyer premier trimestre 2012 dont TOM	35,510.00

## Major purchase orders by UN organization

AGENCY	Location of Supplier	Name of Supplier	Description of Goods	PO Value USD
	Senegal	SATGURU TRAVEL & TOURS SERVICE	Travel, tickets	37,620.00
<b>UNDP continued</b>				
	Senegal	SGE-EQUIP	Paiement climatiseurs première lanche	71,150.00
	Senegal	TOYOTA GIBRALTAR STOCKOLDINGS LTD	Automobiles or cars ( TOYOTA HILUX (2) - LAN25L-PRMDEN SFX: DF	55,410.00
	Senegal	TOYOTA GIBRALTAR STOCKOLDINGS LTD	TOYOTA PRADO TX - LJ150L-GKMEE-01	115,950.00
	Serbia	MILAN PESUT	Leased Building	245,690.00
	Sierra Leone	ALUMINIUM KASSIR	Construction Material (LP)	44,270.00
	Sierra Leone	COMPUTER SHOP	Desktop computers	79,550.00
	Sierra Leone	Copenhagen Election A/S	Airfreight transport	1,184,550.00
	Sierra Leone	Copenhagen Election A/S	EJ Plastic Seals Seq. Numbered	74,340.00
	Sierra Leone	Copenhagen Election A/S	Translucent Ballot Box 45Ltr	861,720.00
	Sierra Leone	H M SAFIDEEN	Desktop computers	91,880.00
	Sierra Leone	H M SAFIDEEN	Uninterruptible power suppl	102,580.00
	Sierra Leone	INTEGRATED POWER & CONTROL SOLUTIONS	Diesel generators	85,000.00
	Sierra Leone	LEECOM	Radio, Wireless Security Co	30,320.00
	Sierra Leone	LITHOTECH EXPORTS	Airfreight transport	529,020.00
	Sierra Leone	LITHOTECH EXPORTS	Envelopes Elections	44,900.00
	Sierra Leone	LITHOTECH EXPORTS	Indelible Ink 25% S.N. 80MI	1,667,200.00
	Sierra Leone	LITHOTECH EXPORTS	Tape embosser	42,290.00
	Sierra Leone	LOGISTICS CONCEPTS	Printer or facsimile toner	30,070.00
	Sierra Leone	MOHAMED M. JALLOH	Leased Building	180,000.00
	Sierra Leone	REN-FORM CC	Ballot Paper	33,890.00
	Sierra Leone	REN-FORM CC	GROUP 1 - Training forms and ballots as per detailed price list	98,670.00
	Sierra Leone	REN-FORM CC	GROUP 2 - Operational forms and ballots as per detailed price list	500,450.00
	Sierra Leone	SALMAN MOTORS	Cargo trucks	47,000.00
	Sierra Leone	SALMAN MOTORS	Vehicle carrying trucks	90,000.00
	Sierra Leone	SATGURU TRAVEL AND TOURS	Air travel	152,150.00
	Sierra Leone	SATGURU TRAVEL AND TOURS	EXCURSION ECONOMY:SUV/NADI/BRI	79,740.00
	Sierra Leone	SL NATIONAL PETROLEUM CO	Diesel fuel	76,740.00
	Sierra Leone	SL NATIONAL PETROLEUM CO	Fuel	40,170.00
	Sierra Leone	SL NATIONAL PETROLEUM CO	Fuel	110,230.00
	Sierra Leone	SL NATIONAL PETROLEUM CO	Fuel	31,900.00
	Sierra Leone	SL NATIONAL PETROLEUM CO	Fuel	37,100.00
	Sierra Leone	SL NATIONAL PETROLEUM CO	Fuel	30,250.00
	Sierra Leone	SL NATIONAL PETROLEUM CO	Fuel for generators at UNDP Wilkinson Road Office Premises	52,810.00
	Sierra Leone	SL NATIONAL PETROLEUM CO	Fuel for vehicles	186,700.00
	Sierra Leone	SL NATIONAL SHIPPING CO	Ballot boxes, lids and seal	371,700.00
	Sierra Leone	SL NATIONAL SHIPPING CO	Other Elections Materials	33,150.00
	Sierra Leone	TOYOTA GIBRALTAR STOCKHOLDINGS LTD	Land Cruiser HardTop, 13 seater	139,470.00
	Sierra Leone	TOYOTA GIBRALTAR STOCKHOLDINGS LTD	Station wagons	53,720.00
	Sierra Leone	TOYOTA GIBRALTAR STOCKHOLDINGS LTD	Station wagons	45,140.00
	Sierra Leone	TOYOTA GIBRALTAR STOCKHOLDINGS LTD	Vehicles, 4WD, hard top	37,470.00
	Sierra Leone	ULTIMATE INSIGHT SYSTEM COMPANY LTD	Audio visual accessories	35,400.00
	Sierra Leone	WORLD FOOD PROGRAMME OFFICE	Vehicles - Repair Supplies	69,950.00
	Sierra Leone	ZETES INDUSTRIES	All secured Data transfers, testing and preparation/calibration of system (Phase 1)	54,800.00
	Sierra Leone	ZETES INDUSTRIES	All secured Data transfers, testing and preparation/calibration of system (Phase 2)	36,530.00
	Sierra Leone	ZETES INDUSTRIES	De-duplicate Process and Reporting Services (Phase 1)	415,730.00
	Sierra Leone	ZETES INDUSTRIES	De-duplicate Process and Reporting Services (Phase 2)	69,290.00
	Sierra Leone	ZETES INDUSTRIES	Other Elections Materials	355,790.00
	Sierra Leone	ZETES INDUSTRIES	Provision of visual verification and decision-making module, trainings and support	158,070.00
	Sierra Leone	ZETES INDUSTRIES	Voter Cards Phase 1	2,043,150.00
	Sierra Leone	ZETES INDUSTRIES	Voters lists, including Provisional and Final lists, delivered DAT Freetown Airport (Phase 1)	63,970.00
	Sierra Leone	ZETES INDUSTRIES	Voters Lists, including Provisional and Final lists, delivered DAT Freetown Airport (Phase 2)	63,970.00
	Slovak Republic	Grapent a.s.	Conference organizing servi	34,800.00
	Slovak Republic	GRATEX INTERNATIONAL	Notebook computers	57,160.00
	Slovak Republic	QUALITRAVEL CESTOVNA AGENTURA s.r.o.	Air Tickets - International	96,310.00
	Somalia	ABDULLAH FARAH	Leased Building	63,850.00
	Somalia	Al Futtaim Trading Co LLC (IKEA)	Furniture set	58,480.00
	Somalia	AL-FUTTAIM TRADING COMPANY LCC-IKEA	Furniture set	58,480.00
	Somalia	AMICABRE TRAVEL SERVICES LIMITED	Payment of April 2012 shuttle bills and other pending certified bills	95,550.00
	Somalia	AMICABRE TRAVEL SERVICES LIMITED	Payment of shuttle usgae for Jan bills	137,170.00
	Somalia	AMICABRE TRAVEL SERVICES LIMITED	Payment of staff shuttle for the month of Feb 2012	200,110.00
	Somalia	AMICABRE TRAVEL SERVICES LIMITED	Payment of staff shuttle for the month of March 2012	226,820.00
	Somalia	AMICABRE TRAVEL SERVICES LIMITED	Payment of staff shuttle service for the month of December 2011	144,580.00
	Somalia	AMIN ENTERPRISES	Air conditioning machines, split type	47,800.00
	Somalia	BCDTRAVEL	Travel costs	40,350.00
	Somalia	BEDI INVESTMENTS LIMITED	Police uniforms	333,470.00
	Somalia	CITY CENTER TECHNO	Industrial refrigeration	99,000.00
	Somalia	COMPUTECH LTD	Notebook computers	128,180.00
	Somalia	COMPUTECH LTD	VPN network security equipm	49,090.00
	Somalia	DANIMEX COMMUNICATION LTD	Radio equipment, VHF/UHF/IFM	31,030.00
	Somalia	DANIMEX COMMUNICATION LTD	Radio, Wireless Security Co	184,420.00
	Somalia	EAST AFRICAN CABLES LTD	Electric Wiring (OP)	51,930.00
	Somalia	EXPRESS AUTOMATION LTD	Firewall security equipment	67,820.00
	Somalia	EXPRESS TRAVEL GROUP	travel cost for IMO participants from Puntland, Mogadishu and Djibouti to Aqaba	40,660.00
	Somalia	FLEISCHHACKER GMBH & CO. KG	Emergency medical pouches	56,120.00
	Somalia	HESCO BASTION LTD	Security control system OP	90,130.00
	Somalia	HODAN CONSTRUCTION COMPANY	Construction Material (OP)	70,010.00
	Somalia	HUMAN RECOGNITION SYSTEMS LIMITED	Forensic equipment	154,440.00
	Somalia	HYPERTACK ELECTRICAL SERVICES LIMITED	Diesel generators	64,980.00
	Somalia	KUEHNE+NAGEL LTD	Freight rates	50,860.00
	Somalia	KUEHNE+NAGEL LTD	Sea freight transport	134,310.00
	Somalia	KUEHNE+NAGEL LTD	Shipping	74,370.00
	Somalia	MANCHESTER OUTFITTERS (EA) LIMITED	Police uniforms	57,600.00
	Somalia	MANTRAC KENYA LTD	Diesel generators	85,500.00
	Somalia	MANTRAC KENYA LTD	Diesel generators	52,500.00
	Somalia	MFI LEASING LIMITED	Printer/Fax/Copier belts	52,470.00
	Somalia	MINISTRY OF EDUCATION/BURAO TECHNICAL IN	Social development	34,220.00
	Somalia	Mohamed Abdi Omer	Diesel fuel	59,670.00
	Somalia	Mohamed Abdi Omer	Electricity	64,490.00
	Somalia	MOHAMED HUSSEIN AWALE	Leased Land	48,840.00
	Somalia	NEC	Electricity	227,110.00
	Somalia	NEW WAAMO	SECURITY SERVICES	86,850.00
	Somalia	Professional BLG Co.	Building	49,190.00
	Somalia	Professional BLG Co.	Commercial construction	36,430.00
	Somalia	RAMCO PRINTING WORKS LTD	Awareness Materials	34,980.00
	Somalia	RED SEA TRADING AND CONSTRUCTION COMPANY	Construction work and site management, general	47,430.00
	Somalia	RICK OFFICE SOLUTIONS	Firewall security equipment	31,770.00
	Somalia	SECUREX AGENCIES (K)	Security Appliances	133,650.00
	Somalia	SHEAR GOLD LTD	Hard disk drives	56,340.00
	Somalia	Sight And Sound Computers Ltd	Electric Wiring (OP)	59,880.00
	Somalia	Sight And Sound Computers Ltd	Firewall security equipment	66,790.00
	Somalia	Sight And Sound Computers Ltd	Network routers	51,620.00
	Somalia	Sight And Sound Computers Ltd	Notebook computers	129,770.00
	Somalia	SOMALI ENERGY CO	Electricity	32,020.00
	Somalia	SOMALI FAMILY SERVICES	Social development	48,840.00
	Somalia	TOYOTA GIBRALTAR STOCKHOLDINGS LIMITED	All terrain vehicles	123,270.00
	Somalia	TOYOTA GIBRALTAR STOCKHOLDINGS LIMITED	Minibuses	74,670.00
	Somalia	TOYOTA GIBRALTAR STOCKHOLDINGS LIMITED	Vehicles	52,100.00
	Somalia	TRUSTMARK AUDIOVISUAL SERVICES	Projectors	33,150.00
	Somalia	TURKENYA TOURS AND SAFARIS LTD	December 2012 - Shuttle services bills	127,020.00
	Somalia	TURKENYA TOURS AND SAFARIS LTD	Payment of shuttle services for the month of April 2012	79,080.00

## Major purchase orders by UN organization

AGENCY			PO Value
Location of Supplier	Name of Supplier	Description of Goods	USD
Somalia	TURKENYA TOURS AND SAFARIS LTD	Payment of shuttle services for the month of November 2012	134,820.00
<b>UNDP continued</b>			
Somalia	TURKENYA TOURS AND SAFARIS LTD	Payment of shuttle services for the month of October 2012	151,830.00
Somalia	TURKENYA TOURS AND SAFARIS LTD	Payment of shuttle services for the month of September 2012	148,900.00
Somalia	TURKENYA TOURS AND SAFARIS LTD	Payment of staff shuttle for the month of July 2012	138,900.00
Somalia	TURKENYA TOURS AND SAFARIS LTD	Payment of staff shuttle for the month of June 2012	138,620.00
Somalia	TURKENYA TOURS AND SAFARIS LTD	Payment of staff shuttle services for the month of August 2012	165,250.00
Somalia	TURKENYA TOURS AND SAFARIS LTD	Payment of staff transfers for the month of May 2012	162,840.00
Somalia	ULTRA EQUIPMENT LTD	Sports equipment	146,770.00
Somalia	UN WORLD FOOD PROGRAM - DUBAI	All terrain vehicles	196,320.00
Somalia	UN WORLD FOOD PROGRAM - DUBAI	Diesel generators	87,170.00
Somalia	UN WORLD FOOD PROGRAM - DUBAI	Shipping	49,640.00
Somalia	UN WORLD FOOD PROGRAM - DUBAI	Tents	89,880.00
Somalia	VAN VLIET TRUCKS HOLLAND B.V.	All terrain vehicles	77,980.00
Somalia	VAN VLIET TRUCKS HOLLAND B.V.	Trucks	36,080.00
South Africa	Audi Centre Hatfield	Automobiles or cars	33,420.00
South Africa	GENDERLINKS	PSC_Women Training Programme: Implementation and Admin (Training workshops, Assessment and Moderation of the training).	57,440.00
South Africa	GENDERLINKS	PSC_Women Training Programme: M&E and Reporting (Regular M&E during implementation and presentation of the final report).	86,160.00
South Africa	Hyundai Pretoria, Wonderboom	Automobile Official poolcar Hyundai Sonata 2.4GLS Executive	31,470.00
South Africa	ITS ENGINEERING (PTY) LTD	Payment upon submission of the draft final report.	35,320.00
South Africa	PRATT LUYT AND DE LANGE ATTORNEY'S TRUS	Leased Building	36,260.00
South Africa	RMB PROPERTIES	Electricity	31,130.00
South Africa	RMB PROPERTIES	Leased Building	338,910.00
South Sudan	ADVIZING IT LTD	20 Laptop Computers for Operations including 20 Dell Professional 14" Business Case, 20 Dell E-port, 20 Dell 2 Button USD scroll Optical Mouse Kit	37,740.00
South Sudan	ADVIZING IT LTD	70 Dell Latitude E6520 Notebooks and Targus CCN32 Black Nylon	121,660.00
South Sudan	ADVIZING IT LTD	Dell Latitude E6420 Laptop Intel Core i7-2640M (2.80GHz, 4M cache, Upgradable to intel (R) vPro TM Technology)	49,400.00
South Sudan	ADVIZING IT LTD	Dell Latitude Laptop Computers (Model - E6430)	30,900.00
South Sudan	ADVIZING IT LTD	Desktop computers	35,820.00
South Sudan	ADVIZING IT LTD	Notebook computers	66,690.00
South Sudan	AFGAD CONSTRUCTION PVT. LTD. CO.	20% payment of the total BOQ will be made after successful completion of work	58,260.00
South Sudan	AFGAD CONSTRUCTION PVT. LTD. CO.	25% payment of the total BOQ will be made after successful completion of work	58,260.00
South Sudan	AFGAD CONSTRUCTION PVT. LTD. CO.	25% payment of the total BOQ will be made after successful completion of work	58,260.00
South Sudan	AFGAD CONSTRUCTION PVT. LTD. CO.	Clinic	1,108,440.00
South Sudan	Alsahm Engineering, Contracting & M LTD	Public structures	36,820.00
South Sudan	Alsahm Engineering, Contracting & M LTD	Variations in the construction of laboratory in Al Sabah Children Hospital	50,450.00
South Sudan	AMEN INVESTMENT GROUP LIMITED	ANC Facility, M&E Office, Lab extension	688,760.00
South Sudan	AMEN INVESTMENT GROUP LIMITED	Public structures	240,820.00
South Sudan	AMEX EXPORT-IMPORT GMBH	E; Laboratory Equipment and installation	60,300.00
South Sudan	AMEX EXPORT-IMPORT GMBH	HC Diluent and other lab items	49,910.00
South Sudan	AMEX EXPORT-IMPORT GMBH	Laboratory Equipment	917,990.00
South Sudan	AMEX EXPORT-IMPORT GMBH	Laboratory supplies	59,880.00
South Sudan	AMEX EXPORT-IMPORT GMBH	Reagents & Test kits	80,590.00
South Sudan	AMEX EXPORT-IMPORT GMBH	Laboratory Consumables	51,050.00
South Sudan	AMEX EXPORT-IMPORT GMBH	Medical Equipment (Medical Equipment Maintenance) for 14 machines for 2 visits only	68,050.00
South Sudan	AMEX EXPORT-IMPORT GMBH	X Ray machine (Case ref 298284)	42,800.00
South Sudan	ASHANG ENGINEERING COMPANY LTD.	Provision of GPS survey to Demarcate 10,000 Plots of Land for Allocation to Families Returning to Southern Sudan in Northern Bahr Al Ghazal State	49,750.00
South Sudan	BASS PETROLEUM LTD	30,000 litres of diesel for GF projects' vehicles	106,200.00
South Sudan	BASS PETROLEUM LTD	Fuel for vehicles	106,200.00
South Sudan	BASS PETROLEUM LTD	Fuel for vehicles and generators for GF Unit	173,900.00
South Sudan	BASS PETROLEUM LTD	Procurement of 60,000 Liters of Diesel for UNDP Vehicles for the month of March 2012	114,000.00
South Sudan	BASS PETROLEUM LTD	Procurement of 60,000 Ltrs of Diesel for UNDP Main Office and Residential Compounds	107,800.00
South Sudan	BASS PETROLEUM LTD	Procurement of Liters of Diesel for UNDP Residential Compound	38,000.00
South Sudan	BASS PETROLEUM LTD	Supply of fuel for UNDP Vehicles	48,770.00
South Sudan	BETA HOMES CONTRACTORS LTD	Public structures	679,860.00
South Sudan	BOMAK TRADERS LTD	Clinic	156,670.00
South Sudan	BOMAK TRADERS LTD	Public structures	175,900.00
South Sudan	Brand Leadership Africa LTD	Printing and re-designing of daily patient register for the Ministry of Health	47,940.00
South Sudan	BROS AND COMPANY LTD	Clinic	525,030.00
South Sudan	BUSH CONTRACTORS CO LTD	Clinic	206,680.00
South Sudan	BUSH CONTRACTORS CO LTD	Public structures	229,130.00
South Sudan	Canacion Enterprise Ltd	Clinic	267,540.00
South Sudan	CAPITAL BASE LTD	Public structures	94,270.00
South Sudan	CEDCON CO. LTD	Antenatal Clinic & M&E Office	497,390.00
South Sudan	CEDCON CO. LTD	Antenatal Clinic Construction	146,000.00
South Sudan	CEDCON CO. LTD	Public structures	106,200.00
South Sudan	CHINA NEW ERA GROUP CORPORATION	Public structures	2,435,580.00
South Sudan	CICCI APS	Section A(1-36) Studio Equipment as per the Quote	368,200.00
South Sudan	CICCI APS	section B(37-38)Power supply	60,070.00
South Sudan	CICCI APS	Section D(40-46) transmitter for the main station	204,660.00
South Sudan	CICCI APS	Section D(46b) Transportation and accommodation for CICCI Staff	37,280.00
South Sudan	CICCI APS	Section E Project management and staff cost	76,500.00
South Sudan	CISCO SYSTEMS INC	Network routers	80,850.00
South Sudan	DAN OFFICE LTD	Photocopiers	75,610.00
South Sudan	DANIMEX COMMUNICATION	Radio, Wireless Security Co	125,030.00
South Sudan	EAST AFRICA AQUATECH DRILLING LTD	Public structures	135,000.00
South Sudan	EBCOM LIMITED	Disc Harrow (light duty ) with 24 knives	36,000.00
South Sudan	EBCOM LIMITED	PLANTER	44,000.00
South Sudan	EBCOM LIMITED	TRACTOR	112,000.00
South Sudan	ECO-BUILDERS LTD	Public structures	185,090.00
South Sudan	ENMARG GROUP INC.	Public structures	262,190.00
South Sudan	EUROCHAMP LTD	21 Wall mounted split 24000BTU cooling only air conditioners	32,420.00
South Sudan	EUROCHAMP LTD	Construction Material (OP)	31,200.00
South Sudan	EUROCHAMP LTD	Prefabricated Building (OP)	181,000.00
South Sudan	GAMO ENGINEERING CO LTD	Public structures	85,400.00
South Sudan	GAMO ENGINEERING CO LTD	Upon completion of finishes and clear site of all waste materials and hand over	45,520.00
South Sudan	GAMO ENGINEERING CO LTD	Upon completion of roofing works, doors and window fittings (for the whole of the project)	91,040.00
South Sudan	GAMO ENGINEERING CO LTD	Upon completion of superstructure works (for the whole of the project)	60,690.00
South Sudan	GAMO ENGINEERING CO LTD	Upon completion of the substructure works (for the whole of the project)	60,690.00
South Sudan	GAMO ENGINEERING CO LTD	Upon mobilization of materials and site clearance (for the whole of the project)	30,350.00
South Sudan	GROUP ENGINEERING SERVICES AND CONSTRUCT	Clinic	357,930.00
South Sudan	GROUP ENGINEERING SERVICES AND CONSTRUCT	Public structures	70,890.00
South Sudan	HORIZON REAL ESTATE CONSTRUCTION COMPANY	Public structures	155,140.00
South Sudan	Hydrobuild Construction Company Ltd	Clinic	153,700.00
South Sudan	HYDROTECH SERVICES LIMITED	Public structures	130,000.00
South Sudan	IMPACT PROJECT LIMITED	Public structures	127,350.00
South Sudan	JAMBO CONSTRUCTION AND TRADING LTD	Public structures	42,570.00
South Sudan	JANDE CONSTRUCTION COMPANY LTD	Public structures	126,740.00
South Sudan	JOMBOLOKO CONSTRUCTION & SUPPLY LTD	Construction of External Works (kitchen, toilet block and generator house) at Riverside Warehouse	46,380.00
South Sudan	JUBA BRIDGE HOTEL	Accommodation Full Board April 2nd to 14th 2012	61,200.00
South Sudan	JUBA CHEAP STORES CO LTD	Clinic	228,640.00
South Sudan	JUBA CHEAP STORES CO LTD	Construction	38,850.00
South Sudan	JUBA CHEAP STORES CO LTD	Construction, doors and window fittings	58,280.00
South Sudan	JUBA CHEAP STORES CO LTD	Construction, Upon completion of superstructure works -walling	38,850.00
South Sudan	LIFELINE TECHNOLOGIES TRADING LIMITED	Radio frequency id devices	65,800.00



## Major purchase orders by UN organization

AGENCY	Location of Supplier	Name of Supplier	Description of Goods	PO Value USD
	South Sudan	Lupin Pharma LTD.	Anti Tuberculosis drugs	58,970.00
<b>UNDP continued</b>				
	South Sudan	Lupin Pharma LTD.	Anti Tuberculosis drugs	55,850.00
	South Sudan	MBF Construction Co. Ltd	Construction of Laboratory in Wau	399,390.00
	South Sudan	MBF Construction Co. Ltd	Public structures	1,053,160.00
	South Sudan	MELLECH ENGINEERING & CONSTRUCTION CO.	Upon completion of the substructure works (for the whole of the project)	105,640.00
	South Sudan	MELLECH ENGINEERING & CONSTRUCTION CO.	Upon completion of superstructure works –portal frames, walling (for the whole of the project)	105,640.00
	South Sudan	MELLECH ENGINEERING & CONSTRUCTION CO.	Upon completion of electrical works and other system works (for the whole of the project)	158,470.00
	South Sudan	MELLECH ENGINEERING & CONSTRUCTION CO.	Upon completion of finishes and clear site of all waste materials and hand over (for the whole of the project)	79,230.00
	South Sudan	MELLECH ENGINEERING & CONSTRUCTION CO.	Upon mobilization of materials( up to completion of walling) and site clearance (for the whole of the project)	52,820.00
	South Sudan	MESCO LTD	Clinic	109,270.00
	South Sudan	MUHIDDIN NURU GENERAL CONTRACTORS CO.	Public structures	162,050.00
	South Sudan	NAPS SYSTEMS OY	Air transit system & equipm	146,400.00
	South Sudan	NAPS SYSTEMS OY	Inverter drive AC	41,810.00
	South Sudan	NAPS SYSTEMS OY	Solar generators	1,578,560.00
	South Sudan	NAPS SYSTEMS OY	Solar Panels	283,000.00
	South Sudan	NAPS SYSTEMS OY	Studer solar inverter 2000W	44,520.00
	South Sudan	NEW DAISSY LIMITED	Upon completion of finishes and clear site of all waste materials and hand over (for the whole of the project)	32,240.00
	South Sudan	NEW DAISSY LIMITED	Upon completion of roofing works, doors and window fittings (for the whole of the project)	64,480.00
	South Sudan	NEW DAISSY LIMITED	Upon completion of superstructure works (for the whole of the project)	42,990.00
	South Sudan	NEW DAISSY LIMITED	Upon completion of the substructure works (for the whole of the project)	42,990.00
	South Sudan	NEWVISION ENGINEERING PLC	Public structures	51,590.00
	South Sudan	NGIRIS PACK LIMITED	Beds	36,120.00
	South Sudan	NGIRIS PACK LIMITED	Class room Chairs with writing Arm	33,000.00
	South Sudan	NILE GLOBAL LIMITED	Public structures	355,860.00
	South Sudan	NYG CONSTRUCTION & GENERAL TRADING CO.LT	Public structures	46,140.00
	South Sudan	OCEAN CONSTRUCTION CO. LTD	Clinic	153,280.00
	South Sudan	OCEAN CONSTRUCTION CO. LTD	Public structures	134,570.00
	South Sudan	OCEAN CONSTRUCTION CO. LTD	RFQ-SS-CWS-CSAC- 106-2011: CONSTRUCTION OF PANYAGOR PRISION BUILDING	68,810.00
	South Sudan	Oriental General Stores Ltd	Horizontal/Length wise member	38,710.00
	South Sudan	Oriental General Stores Ltd	Vertical members	33,970.00
	South Sudan	ORIGO AGENCIES LTD	Civil Work - construction LGB	79,390.00
	South Sudan	ORIGO AGENCIES LTD	Public structures	133,500.00
	South Sudan	PAN-CHINA CONSTRUCTION GROUP CO.LTD	Laboratory & Blood Bank Facilities in Malakal	1,083,620.00
	South Sudan	PAN-CHINA CONSTRUCTION GROUP CO.LTD	Public structures	1,945,020.00
	South Sudan	PAN-CHINA CONSTRUCTION GROUP CO.LTD	Upon 100% completion of retention period of six months	50,600.00
	South Sudan	PAN-CHINA CONSTRUCTION GROUP CO.LTD	Variations in the construction of blood bank centre in Juba Teaching Hospital	65,940.00
	South Sudan	PAN-CHINA CONSTRUCTION GROUP CO.LTD	Variations on Construction Laboratory in JTH	44,320.00
	South Sudan	PAN-CHINA CONSTRUCTION GROUP CO.LTD	Variations on the construction of dormitory and dining hall in JTH	126,340.00
	South Sudan	PETERSON CONSTRUCTION & ENGINEERING	Public structures	116,520.00
	South Sudan	PLANSON INTERNATIONAL CORPORATION	Photocopiers	42,480.00
	South Sudan	PLANSON INTERNATIONAL CORPORATION	TRIMBLE GEOXH HANDHELD GPS, P/N 89100-01	40,970.00
	South Sudan	RA INTERNATIONAL	Public structures	128,370.00
	South Sudan	Radiance Pharmaceuticals Limited	Dispensary drugs - for the UN Clinic in compound 1( the quantity of the drugs has been reduced).	30,020.00
	South Sudan	REGIONAL TRADING AND INVESTMENT CO. LTD	Diesel Generators 30KVA with Canopy	85,290.00
	South Sudan	Reig Jofre Group	Anti Tuberculosis - drugs 1 s - Streptomycin	32,780.00
	South Sudan	Sarron Construction Ltd	Clinic	755,560.00
	South Sudan	Sarron Construction Ltd	Public structures	1,156,050.00
	South Sudan	SAVANNA GENERAL TRADING Co. LTD	Document No. 4	35,020.00
	South Sudan	SHAYONA STATIONERS (A) LTD.	Classroom chairs with writing arms	34,100.00
	South Sudan	SHELBOX S.P.A	Prefabricated Houses	191,420.00
	South Sudan	SKYVISION GLOBAL NETWORKS LTD.	Bandwidth cost 1024/523 kbps for 12 months	90,230.00
	South Sudan	SUNSHINE TE CO. LTD.	Public structures	193,780.00
	South Sudan	SURYA INTERNATIONAL LTD.	Public structures	184,670.00
	South Sudan	TAAM PETROLEUM	Fuel for Generators - UNDP Residential Compounds	78,750.00
	South Sudan	TAAM PETROLEUM	Fuel for vehicles	96,250.00
	South Sudan	TAAM PETROLEUM	Fuel for vehicles and generator in the warehouse(Global Fund Unit)	130,000.00
	South Sudan	TOYOTA GIBALTAR STOCKHOLD LTD	HZJ76L-RKMRS Maintenance Pack HZJ76L-RKMRS	62,170.00
	South Sudan	TOYOTA GIBALTAR STOCKHOLD LTD	Juba, South Sudan via Barcelona RORO & CAR CARRIER	113,010.00
	South Sudan	TOYOTA GIBALTAR STOCKHOLD LTD	Land Cruiser Hardtop 10 Seater 5 Doors Model: HZJ76L RKMRS	202,510.00
	South Sudan	TOYOTA GIBALTAR STOCKHOLD LTD	Land Cruiser Hardtop 10 seater, 5 door, Model: HZJ76L-RKMRS SFX	828,080.00
	South Sudan	TOYOTA GIBALTAR STOCKHOLD LTD	Land Cruiser Hardtop 10 Seater, 5 Door Model: HZJ76L-RKMRS SFX	828,080.00
	South Sudan	TOYOTA GIBALTAR STOCKHOLD LTD	Land Cruiser Hardtop 10 seater, 5 door	64,220.00
	South Sudan	TOYOTA GIBALTAR STOCKHOLD LTD	Land Cruiser Hardtop 10 seater, 5 door, model: HZJ76L-(NON MOSS COMPLIANCE)	50,130.00
	South Sudan	TOYOTA GIBALTAR STOCKHOLD LTD	Land Cruiser Hardtop Ambulance 3-Seater	59,980.00
	South Sudan	TOYOTA GIBALTAR STOCKHOLD LTD	Land Cruiser Prado TX, 5 door, 7 seater	125,390.00
	South Sudan	TOYOTA GIBALTAR STOCKHOLD LTD	Land Cruiser Single Cabin Pick-Up, 3 seater	44,610.00
	South Sudan	TOYOTA GIBALTAR STOCKHOLD LTD	Maintenance Pack for HZJ76L-RKMRS-01 - 01	62,170.00
	South Sudan	TOYOTA GIBALTAR STOCKHOLD LTD	Service Pack HZJ79L-TJMRS	49,280.00
	South Sudan	TOYOTA GIBALTAR STOCKHOLD LTD	Single Cabin Pick-Up, 3 seater (with air bags), Model: HZJ79L-TJMRS SFX: 21	66,150.00
	South Sudan	TOYOTA GIBALTAR STOCKHOLD LTD	Station wagons	56,280.00
	South Sudan	TOYOTA GIBALTAR STOCKHOLD LTD	Toyota Land Cruiser Pick Up, 3 Seater, Model: HZJ79L-TJMRS SFX	892,840.00
	South Sudan	TROJAN ENTERPRISES	100,000 Liters of Diesel for cars and Generators in the Office Compound	175,000.00
	South Sudan	TROJAN ENTERPRISES	20,000 liters of Diesel for UNDP Residential Compound for the months of April 2012	42,030.00
	South Sudan	TROJAN ENTERPRISES	30,000 Liters of Diesel for Generators in the Residential Compounds	52,500.00
	South Sudan	TROJAN ENTERPRISES	Diesel for Generators in the Residential Compound	140,000.00
	South Sudan	TROJAN ENTERPRISES	Diesel for UNDP Vehicles	216,950.00
	South Sudan	TROJAN ENTERPRISES	Diesel for Vehicles and Generators in the Office Compound	175,000.00
	South Sudan	UNFPA 001	Medical Equipment	78,970.00
	South Sudan	UNICEF COPENHAGEN	3TC150mg+NVP200mg+AZT300mg tabs/PAC-60gb	77,700.00
	South Sudan	UNICEF COPENHAGEN	Cloxacilin 500mg, Tabs	33,630.00
	South Sudan	UNICEF COPENHAGEN	Drugs for Opportunistic Infections (OI)	58,110.00
	South Sudan	UNICEF COPENHAGEN	Freight, Insurance & Inspection	107,250.00
	South Sudan	UNICEF COPENHAGEN	Lamivudine 150mg + Zidovudine 300mg	41,500.00
	South Sudan	UNICEF COPENHAGEN	Lamivudine 150mg + Zidovudine 300mg + Nevirapine 200mg (ARV)	162,860.00
	South Sudan	UNICEF COPENHAGEN	Lamivudine 150mg + Zidovudine 300mg + Nevirapine 200mg (3TC+AZT), AdultsTabs	55,500.00
	South Sudan	UNICEF COPENHAGEN	Lamivudine 300mg + Tenofovir 300mg	91,780.00
	South Sudan	UNICEF COPENHAGEN	Lamivudine 300mg + Tenofovir 300mg + Efavirenz 600mg	69,570.00
	South Sudan	UNICEF COPENHAGEN	Nevirapine 200 mg	39,870.00
	South Sudan	UNICEF COPENHAGEN	S1555710 Ciprofloxacin 500mg tabs/Pac -10	47,210.00
	South Sudan	UNICEF COPENHAGEN	ZDV + 3TC 300+150mg tabs/PAC-60	35,200.00
	South Sudan	UNIFREIGHT TRUCKING SERVICES LIMITED	Public structures	408,350.00
	South Sudan	UNIFREIGHT TRUCKING SERVICES LIMITED	Radar station	31,570.00
	South Sudan	UNIVERSAL HYDRO ENGINEERS AND CONTRACTOR	Public structures	134,500.00
	South Sudan	VENEFIR SNC	Book Shelves	60,390.00
	South Sudan	WFP UNITED ARAB EMIRATES	Radio, Wireless Security Co	247,540.00
	South Sudan	WORLD WIDE MOVERS SOUTHERN SUDAN LTD	Transportation of 8 Prefabs from Juba to Bor including insurance	91,020.00
	South Sudan	ZHONGHAO OVERSEAS CONSTRUCTION ENG CO.LT	Blood Bank Facility in Wau	434,610.00
	South Sudan	ZHONGHAO OVERSEAS CONSTRUCTION ENG CO.LT	Document No.2	51,340.00
	South Sudan	ZHONGHAO OVERSEAS CONSTRUCTION ENG CO.LT	Document No.3	51,340.00
	South Sudan	ZHONGHAO OVERSEAS CONSTRUCTION ENG CO.LT	fittings and clear site of waste material and Hand over.	61,960.00
	South Sudan	ZHONGHAO OVERSEAS CONSTRUCTION ENG CO.LT	Public structures	70,640.00
	Sri Lanka	ANVER HARDWARE	Minerals and ores and metal	33,810.00
	Sri Lanka	CEDAR INTERNATIONAL PTE LTD	Air conditioners	52,200.00
	Sri Lanka	EMCIT ENGINEERS AND CONTRACTORS	Public structures	81,970.00
	Sri Lanka	ENGINEERING SERVICES PVT LTD	Diesel generators	59,310.00

## Major purchase orders by UN organization

AGENCY			PO Value
Location of Supplier	Name of Supplier	Description of Goods	USD
Sri Lanka	G. B. Group	Public structures	36,060.00
<b>UNDP continued</b>			
Sri Lanka	JANAKA ENGINEERING INDUSTRIES	Raw material process machin	73,730.00
Sri Lanka	Kibs Timber Sale Center and Furniture Sh	Roofing Material	54,480.00
Sri Lanka	KNS CONSTRUCTION & MATERIALS SUPPLIERS	Public structures	62,210.00
Sri Lanka	Sakthi Timber Shop	Roofing Material	32,140.00
Sri Lanka	SEWA ECONOMIC DEVELOP COMPANY PVT LTD	Public structures	51,560.00
Sri Lanka	SHYAAM BUILDERS	Public structures	73,490.00
Sri Lanka	SYNERGY SYSTEMS	Floor Material	42,930.00
Sri Lanka	Tokyo cement company (lanka)ltd.	Floor Material	61,780.00
Sri Lanka	Tokyo cement company (lanka)ltd.	Industrial Products	34,230.00
Sri Lanka	TOYOTA GIBRALTAR STOCKHOLDINGS LTD	Light trucks	54,410.00
Sri Lanka	TOYOTA GIBRALTAR STOCKHOLDINGS LTD	SUV	189,460.00
Sri Lanka	TOYOTA GIBRALTAR STOCKHOLDINGS LTD	Toyota Hilux Double Cab - 6 seater KUN25R-PRMDHN	110,650.00
Sri Lanka	TOYOTA GIBRALTAR STOCKHOLDINGS LTD	Toyota Land Cruiser Hardtop - 10 seater Model : HZJ76R-RKMRS	79,200.00
Sri Lanka	TOYOTA GIBRALTAR STOCKHOLDINGS LTD	Toyota Land Cruiser Hardtop - 13 seater Model : HZJ78R-RJMRS	37,420.00
Sri Lanka	VANAJA CONSTRUCTION AND ENGINEERING CON	Public structures	148,120.00
Sri Lanka	ZAMA HARDWARE & ELECTRICALS	Roofing Material	30,330.00
Sudan	ABDELLA SULIMAN ALAM ELDIN AJAB ELDANI	Leased Building	36,860.00
Sudan	ABRAR ORG. FOR CARE OF WAR DISABLED&	Animal containment	390,530.00
Sudan	ADAM ISSA ADAM	Raw material process machinery	47,370.00
Sudan	ADVISING IT CO LTD	Desktop computers	85,090.00
Sudan	AGMIN ITALY SRL	Chairs	133,180.00
Sudan	AGMIN ITALY SRL	Desks	42,040.00
Sudan	AGMIN ITALY SRL	Filing cabinets	56,610.00
Sudan	AGMIN ITALY SRL	Tables	53,430.00
Sudan	ALI AHMED MAHJOUB	Lease agreement UNOCHA /KHR	50,340.00
Sudan	AMEX EXPORT-IMPORT GMBH	Autoclave and related items	361,710.00
Sudan	AMEX EXPORT-IMPORT GMBH	GenoScan	30,070.00
Sudan	AMEX EXPORT-IMPORT GMBH	GT Blot 48 Instrument	33,760.00
Sudan	AMEX EXPORT-IMPORT GMBH	Laboratory Equipment	299,970.00
Sudan	AMEX EXPORT-IMPORT GMBH	Laboratory Equipment and supplies (Scheduled delivery June 2013)	506,130.00
Sudan	AMEX EXPORT-IMPORT GMBH	Laboratory Equipment and Supplies Scheduled delivery ASAP	390,670.00
Sudan	AMEX EXPORT-IMPORT GMBH	Laboratory Supplies (Scheduled delivery December 2012)	334,620.00
Sudan	AMEX EXPORT-IMPORT GMBH	Medical Equipment	869,880.00
Sudan	BAM GENERAL TRADING FZE	Satellite earth station	42,560.00
Sudan	BAYER SAS	Bendicobar, 80% WP packed into 62.5g aluminum sachets in compliance with WHO specification 232/WP, including local service to facilitate importation in Sudan	2,805,270.00
Sudan	CENTRAL ADVANCE DIGITECH CO LTD	Air conditioners	107,760.00
Sudan	CEPHEID HBDC SAS	Medical Equipment	70,930.00
Sudan	CHARITY ORG FOR REHABILITATION & DEVELOPM	Animal containment	1,145,940.00
Sudan	COELMO SRL	Diesel generator Set 20KVA	55,720.00
Sudan	COELMO SRL	Diesel generator Set 250KVA	49,480.00
Sudan	COELMO SRL	Diesel generator Set 350KVA	107,180.00
Sudan	COELMO SRL	Diesel generator Set 80KVA	115,890.00
Sudan	CONE STRUCTURAL	Public structures	94,990.00
Sudan	DAN-OFFICE LTD	Computer servers	141,250.00
Sudan	DAN-OFFICE LTD	Desktop computers	201,800.00
Sudan	DAN-OFFICE LTD	Desktop computers	42,300.00
Sudan	DAN-OFFICE LTD	LCD	40,800.00
Sudan	DIESEL GENERATORS	Diesel generators	121,110.00
Sudan	DISOUGIE MOHAMMED ELBASHIER	Leased Building	36,000.00
Sudan	ELKHATAB ELTAHIR ALI	Lease agreement UNOCHA /KHT	41,930.00
Sudan	ELSADIG ABDALLA ELBAKHEIT FOR CONTRACTIN	Raw material process machinery	33,920.00
Sudan	EPAC	Public structures	69,430.00
Sudan	Flieschhacker GmbH & Co.	CD4 easy count kit, 100 tests. Dry Kit	32,560.00
Sudan	Flieschhacker GmbH & Co.	Giemsa Blood stain. BS grade. Bottle of 100g	92,860.00
Sudan	Flieschhacker GmbH & Co.	Olympus CX22 Microscope	79,810.00
Sudan	Flieschhacker GmbH & Co.	Overall from 100% Denim cotton	39,730.00
Sudan	Flieschhacker GmbH & Co.	Transportation and packing charges	44,600.00
Sudan	GLOBAL HEALTH FOUNDATION	Animal containment	876,040.00
Sudan	GOLDEN ARROW	MAINTENANCE AND REPAIR SERVICES N.E.C.	50,860.00
Sudan	IDA FOUNDATION	Anti Tuberculosis drugs 2 s	469,990.00
Sudan	IDA FOUNDATION	Cycloserine 250mg cap	66,640.00
Sudan	IDA FOUNDATION	Kanamycin 1g/4ml in	42,310.00
Sudan	INTERTECH BATINORM SAL	Book Shelves	31,380.00
Sudan	INTERTECH BATINORM SAL	Storage chests and cabinets	31,380.00
Sudan	ISLAMIC RELIEF AGENCY	Animal containment	1,733,900.00
Sudan	ISLAMIC RELIEF AGENCY	Animal containment	876,040.00
Sudan	JASMAR HUMAN SECURITY ORGANIZATION	Animal containment	683,030.00
Sudan	Lupin Pharma LTD.	Anti Tuberculosis drugs	305,100.00
Sudan	Lupin Pharma LTD.	Anti Tuberculosis drugs	244,880.00
Sudan	Macleods Pharmaceuticals Ltd.	Anti Tuberculosis drugs	377,600.00
Sudan	Macleods Pharmaceuticals Ltd.	Anti Tuberculosis drugs	277,480.00
Sudan	Macleods Pharmaceuticals Ltd.	Anti Tuberculosis drugs	247,800.00
Sudan	Macleods Pharmaceuticals Ltd.	Anti Tuberculosis drugs	240,750.00
Sudan	Macleods Pharmaceuticals Ltd.	Anti Tuberculosis drugs	153,040.00
Sudan	Macleods Pharmaceuticals Ltd.	Anti Tuberculosis drugs	90,010.00
Sudan	MEVAC FOR INVESTMENT CO.LTD.	Air conditioners: 12000 Btu @725 USD	39,880.00
Sudan	MEVAC FOR INVESTMENT CO.LTD.	Air conditioners: 18000 Btu @885 USD	34,520.00
Sudan	MOHAMMED SULIMAN ISHAG AHMED	Leases	62,500.00
Sudan	MOHEILDIN IBRAHIM ELTAHIR	Raw material process machinery	63,360.00
Sudan	MUBADIROON ORG. FOR PREV. OF DISASTER	Animal containment	1,158,330.00
Sudan	NASR ABDALLA KHAIRI	Leased Building	210,000.00
Sudan	Nuba Mountains International Association	Animal containment	673,090.00
Sudan	Nuba Mountains International Association	Animal containment	61,820.00
Sudan	OSAMA SULIEMAN FREGOUN	Payment for LA-UNOCHA for (12) months	128,070.00
Sudan	PETRONAS MARKETING SUDAN LTD.	Fuel for vehicles	81,850.00
Sudan	PLANSON INTERNATIONAL CORPORATION-USA	Notebook computers	55,160.00
Sudan	Reig Jofre	Anti Tuberculosis drugs 1 s - Streptomycin 1g, box of 100 vials	199,610.00
Sudan	SALIH ABDELRAHMAN YAGOUB COMPANY LTD	Public structures	38,130.00
Sudan	Save the Children Sweden	Animal containment	268,610.00
Sudan	SHAROL ENGINEERING COMPANY	Raw material process machinery	42,990.00
Sudan	SHEARGOLD LIMITED	Office machines	32,800.00
Sudan	SIBRO ORGANIZATION FOR DEVELOPMENT	Animal containment	584,030.00
Sudan	THE AXIOS FOUNDATION INC	Contract No. P/GF/025/11 between UNDP and Axios Foundation for PSM Support Services -Total payable against invoice Numbers: UNDP -03 & 04 from Malaria Grant	82,860.00
Sudan	THE AXIOS FOUNDATION INC	PSM Support Services -Total payable against invoice Number: UNDP -02 from Malaria Grant	41,430.00
Sudan	THE AXIOS FOUNDATION INC	PSM Support Services -Total payable against invoice Number: UNDP -03 & 04 from HIV/AIDS Grant	58,580.00
Sudan	The Medical Export Group BV	Bench top ventilated centrifuge (15000 rpm)	78,340.00
Sudan	The Medical Export Group BV	Blast plasma freezer minus for contact shock freezing for plasma	280,930.00
Sudan	The Medical Export Group BV	Blood bank refrigerator. Refrigerator for blood bank storage of Red Blood Cell	506,420.00
Sudan	The Medical Export Group BV	Blood collection Monitor -EQBHW0101 (HEMOSCALE MODEL AB-20E) and Training, installation and on site warranty service	164,780.00
Sudan	The Medical Export Group BV	Chest minus -40°C freezer for plasma storage.	99,260.00
Sudan	The Medical Export Group BV	EQBAE8801 JMS HemoPress TM Single and Accessories	131,330.00
Sudan	The Medical Export Group BV	EQBHS0201 (HEMOSEALER MODEL HS-21)	48,340.00
Sudan	The Medical Export Group BV	EQBPA0302 (PLA-48E Platelet Incubators) For 48 blood bags including Training, installation and on site warranty	293,050.00
Sudan	The Medical Export Group BV	INSTRUMENT TECAN EVOLYZER-2 150/4/8 BASE	930,370.00
Sudan	The Medical Export Group BV	Laboratory Equipment	222,820.00
Sudan	The Medical Export Group BV	ME*SC203A TERUMO STERILE TUBING WELDER (TSCD II)	53,100.00

## Major purchase orders by UN organization

AGENCY			PO Value
Location of Supplier	Name of Supplier	Description of Goods	USD
Sudan	The Medical Export Group BV	Programmable free-standing refrigerated centrifuge (4300xG)	609,340.00
<b>UNDP continued</b>			
Sudan	The Medical Export Group BV	XS1010 TERUMO PENPOL TUBE SEALER	50,970.00
Sudan	TOYOTA MOTOR CORPORATION	Toyota LC76	104,000.00
Sudan	UNICEF - COPENHAGEN	Alere Determine HIV test kits	90,000.00
Sudan	UNICEF - COPENHAGEN	Anti Malaria, Artesunate 100mg + SP 525mg tabs/6 + 3/P-25	961,300.00
Sudan	UNICEF - COPENHAGEN	Anti Malaria, Artesunate 50mg+ SP 525mg tabs/6 + 2/PAC-25	456,410.00
Sudan	UNICEF - COPENHAGEN	Anti Malarials	3,441,670.00
Sudan	UNICEF - COPENHAGEN	Anti Malarials	177,110.00
Sudan	UNICEF - COPENHAGEN	Anti-retroviral drugs (ARV)	757,640.00
Sudan	UNICEF - COPENHAGEN	Anti-retroviral drugs (ARV), 3TC150mg+NVP200mg+AZT300mg tabs /Pac-60 gb	55,500.00
Sudan	UNICEF - COPENHAGEN	Cargo or container ships	597,390.00
Sudan	UNICEF - COPENHAGEN	Drugs for Opportunistic Infections	89,440.00
Sudan	UNICEF - COPENHAGEN	Freight forwarding	52,780.00
Sudan	UNICEF - COPENHAGEN	Materials handling	57,010.00
Sudan	UNICEF - COPENHAGEN	Medical Equipment	90,910.00
Sudan	UNICEF - COPENHAGEN	Medical Kits	574,920.00
Sudan	UNICEF - COPENHAGEN	Mosquito nets	20,234,690.00
Sudan	UNICEF - COPENHAGEN	PROCUREMENT SERVICES	140,760.00
Sudan	US 21 INC	Notebook/Laptops	65,960.00
Sudan	VET-CARE ORGANIZATION	Animal containment	218,650.00
Sudan	VIP FOR FURNITURE	Book Shelves	35,140.00
Sudan	VIP FOR FURNITURE	Chairs	50,560.00
Sudan	VIP FOR FURNITURE	Desks	195,860.00
Sudan	VIP FOR FURNITURE	Furniture, office, other than chairs	273,330.00
Sudan	VIP FOR FURNITURE	Sofas	62,920.00
Sudan	VIP FOR FURNITURE	Storage cabinets	48,530.00
Sudan	WEFCO MARKETING INTERNATIONAL	Hudson X-Pert Stainless Steel Compression Sprayer.	337,390.00
Sudan	WEFCO MARKETING INTERNATIONAL	Manufacturer's standard service parts kit sufficient to provide backup spares and consumables for approx. 10 sprayers in 1 year operation	42,930.00
Swaziland	ADVIZING IT	Notebook computers	42,370.00
Swaziland	Harvey World	Air travel	54,040.00
Swaziland	WESTVAAL NELSPRUIT	Automobiles or cars	31,240.00
Syrian Arab Republic	ABDUL KARIM SPAIE SONS COMPANY	Mattresses or sleep sets	59,940.00
Syrian Arab Republic	AL HOUDA	Medical Kits	272,730.00
Syrian Arab Republic	AL WAFAA COMMERCIAL COMPANY	Furniture Accessories	91,610.00
Syrian Arab Republic	AL-OLABI WALEED&AHDLI RUFADA	Leased Building	120,000.00
Syrian Arab Republic	DUKMAK COMPANY FOR TRADING	Rugs and mats	84,000.00
Syrian Arab Republic	GLOBAL FLEET SALES LIMITED	Ford Focus 1.6MT, LHD	73,890.00
Syrian Arab Republic	IDA Foundation	Anti Tuberculosis drugs 2 s	109,130.00
Syrian Arab Republic	LUPIN LIMITED	Anti Tuberculosis drugs 1 st line- RH	30,170.00
Syrian Arab Republic	LUPIN LIMITED	Anti Tuberculosis drugs -Cat. I+III Patient Kit A	37,740.00
Syrian Arab Republic	LUPIN LIMITED	Anti Tuberculosis drugs-RHZE 150/75/400/275-Blister Sheet of 672 tablets	40,340.00
Syrian Arab Republic	ULTRA TECH/ WASIM OBAQIBI	Desktop computers	37,930.00
Syrian Arab Republic	ULTRA TECH/ WASIM OBAQIBI	Notebook computers	33,360.00
Tajikistan	AIDS FOUNDATION EAST-WEST	First payment according to contract	53,710.00
Tajikistan	ALTENER S.R.O.	Solar generators	33,110.00
Tajikistan	AMEX EXPORT-IMPORT GMBH	Laboratory Equipment	172,630.00
Tajikistan	AMEX EXPORT-IMPORT GMBH	Medical Equipment	84,210.00
Tajikistan	AMEX EXPORT-IMPORT GMBH	Medical Kits	310,980.00
Tajikistan	AMEX EXPORT-IMPORT GMBH	Other Medical Supplies	122,370.00
Tajikistan	EBINGER GMBH	Explosives control equipment	48,180.00
Tajikistan	FIRE BIRD INFORMATION TECHNOLOGY LLC	Desktop computers	30,660.00
Tajikistan	Fleischhacker GmbH & Co.	Laboratory Equipment -Rotor-Gene Q 6 plex reference 9001720. Installation in National AIDS Center and training	50,610.00
Tajikistan	GAZPROMNEFT TAJIKISTAN, LLC	Fuel for vehicles	43,280.00
Tajikistan	I.T.E.E. FLUIDES	Clinic	120,700.00
Tajikistan	LLC DIAMANT I K	Construction Material (LP)	52,590.00
Tajikistan	LLC HABIB 2004	Meat and poultry products	43,020.00
Tajikistan	LLC MUKIMSTROY	Roofing Material (LP)	34,940.00
Tajikistan	LLC ORIEN MEDSERVICE	Fluorescent fixtures (LP)	38,540.00
Tajikistan	LLC RUSUDAL	Public structures	149,690.00
Tajikistan	LLC SPRUT	Reinforcements (LP)	83,870.00
Tajikistan	MEGA BASIM YAYIN SAN. VE TIC A.S.	Printing services	49,030.00
Tajikistan	MEGHMANI ORGANICS LIMITED	Anti Malarials	149,340.00
Tajikistan	PO YOUTH XXI RT	Third interim pament, 30%	32,950.00
Tajikistan	REGULA BALTJA LTD.	Biometric ID equipment	113,070.00
Tajikistan	REP MEDICINES & MED. COMMODITIES PROC CE	Warehouse management, HIV project, December11-February12	46,580.00
Tajikistan	TAGROS CHEMICALS INDIA LIMITED	Anti Malarials	397,500.00
Tajikistan	THE MEDICAL EXPORT GROUP B.V	Medical Kits	126,230.00
Tajikistan	UNFPA PROCUREMENT SUPPLY UNIT	Contraceptive - Condoms	189,770.00
Tajikistan	UNICEF DENMARK	Anti-retroviral drugs (ARV)	397,030.00
Tajikistan	UNICEF DENMARK	Medical Kits	212,000.00
Tajikistan	UNICEF DENMARK	Other essential drugs	155,710.00
Tajikistan	UNICEF DENMARK	Other Medical Supplies	272,130.00
Tajikistan	UNOPS, DENMARK	Diesel generators	129,750.00
Tajikistan	UNOPS, DENMARK	Diesel generators	43,140.00
Tajikistan	UNOPS, DENMARK	Mosquito nets	314,420.00
Tajikistan	VWR INTERNATIONAL GMBH	Medical Equipment	88,940.00
Tajikistan	YOROV MAHMUD AHMADOVICH	Fuel for vehicles	117,610.00
Tajikistan	YOROV MAHMUD AHMADOVICH	Fuel for vehicles	102,820.00
Tajikistan	ZORAN MORVAJ	Third Interim Payment (November 2011 - January 2012)	68,000.00
Tanzania	ADVIZING IT APS	Computers	39,960.00
Tanzania	DANOFFICE APS	HP EliteBook Note Books	49,500.00
Tanzania	KJAER & KJAER	FORD EVEREST STW XLT (UK6CRAA) Station Wagon 4WD 2.5TDCi	172,350.00
Tanzania	Planson International Corporation	Computer servers (DELL POWEREDGE R610)	69,950.00
Tanzania	Planson International Corporation	TZA SERVERS	48,490.00
Tanzania	TANZANIA POLICE FORCE	6.7 INSTALLMENT 5	34,780.00
Tanzania	TOYOTA GIBALTAR STOCKHOLDINGS LTD	TOYOTA LC 10 SEATER, 5 DOOR (WITH AIRBAGS)	74,390.00
Tanzania	TOYOTA GIBALTAR STOCKHOLDINGS LTD	TOYOTA LC 200 STATION WAGON STD V8 TWIN TD MANUAL	48,920.00
Tanzania	TOYOTA GIBALTAR STOCKHOLDINGS LTD	Toyota Land Cruiser 200 LC Station Wagon	47,560.00
Tanzania	TOYOTA GIBALTAR STOCKHOLDINGS LTD	Toyota Land cruiser 200 Station Wagon STD	48,920.00
Tanzania	TOYOTA GIBALTAR STOCKHOLDINGS LTD	TOYOTA LAND CRUISER SW HARD TOP	35,960.00
Tanzania	TOYOTA GIBALTAR STOCKHOLDINGS LTD	Toyota Land cruiser-hard top	41,300.00
Tanzania	TOYOTA TANZANIA LTD	Toyota Hilux 4WD L2 Double Cab Pick Up	31,100.00
Tanzania	UNOPS	Honda Motorcycle XL 125 on off road	37,360.00
Tanzania	UNOPS	Motorcycles - Honda XL125 with standard items (helmets and gloves)	47,170.00
Tanzania	UNOPS	Toyota (Ex-Stock) Land Cruiser Hard Top	37,900.00
Tanzania	UNOPS	Toyota Hi Ace Hiace Commuter Bus, 15 seater	100,340.00
Tanzania	UNOPS	Toyota Land Cruiser Station Wagon	48,080.00
Tanzania	UNOPS	Toyota Land Cruiser Station wagon	44,800.00
Thailand	VOLVO CAR CORPORATION	Volvo Sedan S80 T5, Metallic Paint, 467 Dark Blue	67,600.00
Togo	CIP-AFRIQUE	Medical Kits	66,730.00
Togo	KUEHNE + NAGEL A/S	Transportation for PO - GP405014-1/2/3/4 to Lome, Togo	53,910.00
Togo	LUPIN LIMITED	Anti Tuberculosis drugs -Blister Sheet of 7*4 Tablets x 24 = 672 tablets	59,610.00
Togo	LUPIN LIMITED	Anti Tuberculosis drugs -RH 150/75 -Blister Sheet of 7*4 Tablets x 24 = 672 tablets	65,660.00
Togo	NOVARTIS PHARMA SERVICES AG	Anti Malarials	73,290.00
Togo	PLANSUN INTERNATIONAL CORPORATION	Notebook computers, DELL LATITUDE E5530	63,550.00
Togo	SATGURU TRAVEL & TOURS SERVICE	TRAVEL	30,410.00
Togo	THE MEDICAL EXPORT GROUP B.V	Laboratory Equipment	178,200.00
Togo	THE MEDICAL EXPORT GROUP B.V	LOT 3 (Consumables POUR RESEAU DE LABORATOIRE DE BACILLOSCOPIE)	33,390.00
Togo	TOYOTA GIBALTAR	All terrain vehicles	77,130.00
Togo	TOYOTA GIBALTAR	All terrain vehicles	39,650.00
Togo	TOYOTA GIBALTAR	All terrain vehicles 4X4 TOYOTA LAND CRUISER	560,410.00

## Major purchase orders by UN organization

AGENCY	Location of Supplier	Name of Supplier	Description of Goods	PO Value USD
	Togo	TOYOTA GIBRALTAR	All terrain vehicles 4x4 TOYOTA LAND CRUISER	57,440.00
	<b>UNDP continued</b>			
	Togo	TOYOTA GIBRALTAR	Automobiles or cars	490,040.00
	Togo	TOYOTA GIBRALTAR	Station wagons	83,330.00
	Togo	TOYOTA GIBRALTAR	Station wagons and Spare parts	40,480.00
	Togo	TOYOTA GIBRALTAR	vehicle. Fortuner 4x4	30,600.00
	Togo	TOYOTA GIBRALTAR	VEHICLE, TOYOTA LAND CRUISER 4X4 GX V8	66,470.00
	Togo	UNICEF - SYPPY DIVISION DANEMARK	Anti Malarials	94,420.00
	Togo	UNICEF - SYPPY DIVISION DANEMARK	Anti-retroviral drugs (ARV)	1,064,810.00
	Togo	UNICEF - SYPPY DIVISION DANEMARK	Anti-retroviral drugs (ARV)	404,150.00
	Togo	UNICEF - SYPPY DIVISION DANEMARK	Mosquito nets	78,280.00
	Togo	UNITED NATIONS OFFICE FOR PROJECT SERVIC	Motorcycles	121,800.00
	Togo	UNITED NATIONS OFFICE FOR PROJECT SERVIC	Motorcycles	34,900.00
	Trinidad and Tobago	THE MARITIME FINANCIAL GROUP	Leased Building	857,330.00
	Trinidad and Tobago	UNOPS	Nissan X-Trail 4wd Station Wagon 2.5l (Quotation no: CR 117681 MHH)	31,790.00
	Tunisia	BI4YOU	Software (license)	53,610.00
	Tunisia	BIOETHIC SRL	Hydraulic machinery	622,690.00
	Tunisia	BSB - SA	Automobiles or cars	78,920.00
	Tunisia	ELKRON TUNISIE	Computer servers	83,040.00
	Tunisia	IMMOBILIERE KHAIRI	Leased Building	124,580.00
	Tunisia	ITALTRENDE C&T SPA	Hydraulic machinery	271,810.00
	Tunisia	PRONET	Desktop computers	84,900.00
	Tunisia	TOYOTA GIBRALTAR STOCKHOLDINGS LTD	Automobiles or cars	161,120.00
	Tunisia	UNION MAGHREBINE DES AGRICULTEURS	PREMIER PAIEMENT	32,330.00
	Turkey	ALANSAN TARIMSAL HIZMETLER GIDA INS.MAD.	Agricultural machinery & eq	55,330.00
	Turkey	BIRLESMIS MILETTLER MULT.YUKS.KOMS.	Electricity	56,840.00
	Turkey	BPR BILGI SIS.PLAN VE REORG. DAN. HIZ.	Software Internal Developed	100,000.00
	Turkey	CENTRE FOR ENV&DEV FOR ARAB REG & EUROPE	Leased Building	93,300.00
	Turkey	Egyptian Micro Solution	Videoconferencing systems	305,860.00
	Turkey	EREM HALI MOBILYA TARIM ILET.INS.TIC.LTD	Agricultural machinery & eq	35,810.00
	Turkey	GAILE MAKINA AMBALAJ OTM. GIDA SANAYI	Agricultural machinery & eq	39,540.00
	Turkey	GOZUTOK INSAAT TICARET TURIZM VE SAN.	Public structures	64,170.00
	Turkey	MDK IKIZLER OTO. INS. TAR. PET. URUN. NA	Agricultural machinery & eq	34,060.00
	Turkey	MUSTAFA TEKNİK - CELİK TEKNİK	Air conditioners	65,330.00
	Turkey	NET GÜNES PİLİ ENERJİ ELEKTRONİK MAK.	Solar power plants	46,010.00
	Turkey	OZ-SU INS. PROJE VE ETUT HIZ. VE TIC.	Public structures	83,210.00
	Turkey	PETROL OFISI A.S.	Diesel fuel	248,130.00
	Turkey	Professional Computer & Electronics	Notebook computers	32,820.00
	Turkey	SAN-IS INSAAT SANAYI VE TICARET A.S.	Industrial Products	817,020.00
	Turkey	SAN-IS INSAAT SANAYI VE TICARET A.S.	Public structures	3,656,110.00
	Turkey	SANLI INSAAT TICARET LIMITED SIRKETI	Plumbing	908,480.00
	Turkey	SANLI INSAAT TICARET LIMITED SIRKETI	Public structures	673,010.00
	Turkey	TUR-KA METAL INS.TAR.PET.UR.TEKS.ITH.IHR	Agricultural machinery & eq	79,700.00
	Turkey	UNDP TURKEY	Electricity	727,220.00
	Turkmenistan	ADVIZING IT	Industrial process machiner	30,800.00
	Turkmenistan	AK-ENAR HOJALYK JEMGYETI	Nuts and seeds	264,940.00
	Turkmenistan	AMEX EXPORT-IMPORT GMBH	GeneXpert IV, 4 Testing Sites, Desktop Computer & 4.0 Software	79,740.00
	Turkmenistan	AMEX EXPORT-IMPORT GMBH	NBVE 60/30 NL 2 function UV-C flow germicidal lamps with an external, independant UV-C bulb for air and area disinfection, wall	39,300.00
	Turkmenistan	AMEX EXPORT-IMPORT GMBH	SPENCERS Low Temperature Freezer (Chest Type), Temp.: -80 degrees C, Cap.: 400 Liters	36,350.00
	Turkmenistan	BILCO TRADING LLC	Automobiles or cars	37,900.00
	Turkmenistan	BILCO TRADING LLC	Automobiles or cars	36,500.00
	Turkmenistan	EAST WIND ENGINEERING LLP	Industrial machine tools	34,470.00
	Turkmenistan	EAST WIND ENGINEERING LLP	Tables	64,230.00
	Turkmenistan	IDA FOUNDATION	Anti Tuberculosis drugs 2 s	143,850.00
	Turkmenistan	IMI-SALA	Roofing Material (OP)	207,770.00
	Turkmenistan	Lupin Limited	Anti Tuberculosis drugs Rifampicin 150 mg / Isoniazid 75 mg.	56,870.00
	Turkmenistan	MEGA BASIM YAYIN SANAYI VE TICARET A.S.	Packing supplies	34,040.00
	Turkmenistan	MOBILSOFT MOBIL BILGI VE ILETISIM	Laboratory Equipment	51,440.00
	Turkmenistan	TURKISH AIRLINES	Air travel	38,810.00
	Turkmenistan	UNICEF SUPPLY DIVISION	Medical Kits	64,780.00
	Uganda	180 MINUTES	Police Lunch for March 2012	119,400.00
	Uganda	180 MINUTES	Prepared and preserved food	471,180.00
	Uganda	180 MINUTES	Supply of Police lunch to UNODS for February 2012	119,720.00
	Uganda	AFRICA MOTORS & MACHINERY	Delivery trucks	85,330.00
	Uganda	CHRISTINE LANYERO DENG	2012 Rent for Gulu UNODS Office for 12 months	259,200.00
	Uganda	DAN OFFICE	Photocopiers	57,070.00
	Uganda	DANIMEX COMMUNICATIONS LTD	Wireless Security Comm.	1,161,420.00
	Uganda	KIC METAL WORKS LIMITED	Relocation of UNODS Mast within the Office premises. Cost is inclusive of materials, labour and logistics.	121,170.00
	Uganda	OFFICE AUTOMATION AND EQUIPMENT	Pens, Pencils, Markers etc.	240,200.00
	Uganda	PLANSON INTERNATIONAL CORPORAT	Desktop computers	62,810.00
	Uganda	PLANSON INTERNATIONAL CORPORAT	Video conference Equipment, POLYCOM HDX 8000-720	315,100.00
	Uganda	TOTAL UGANDA LIMITED	Fuel for vehicles	1,037,510.00
	Uganda	TOYOTA UGANDA LIMITED	All terrain vehicles	712,980.00
	Uganda	TRADE FACTORS OVERSEAS LIMITED	Landcruiser Prado TX	40,230.00
	Uganda	TRADE FACTORS OVERSEAS LIMITED	TOYOTA LANDCRUISER PRADO TXL	59,350.00
	Uganda	UNOPS	Honda XR 125L Motorcycle	139,310.00
	Uganda	UNOPS	TOYOTA LANDCRUISER PRADO SW 150TX.	49,460.00
	Ukraine	CEPHEID SAS	Laboratory Equipment	34,790.00
	Ukraine	PRIMADOM Ltd	Rental of EUBAM HQ premises	384,380.00
	Ukraine	TOV "KA"DRC-Profi", 35780983	Fuel for vehicles	47,600.00
	Ukraine	TOV MTIR Asset Management	Jan-Feb 2012/20 Esp/ str/Leased Building	35,200.00
	Ukraine	TOV MTIR Asset Management	Mar-Oct 2012/20 Esp/ str/Leased Building	141,150.00
	Ukraine	UNOPS	Toyota 4WD Land Cruiser Prado 5 door, 3000 cc.	134,620.00
	United Arab Emirates	Saif Ali Saif Al Qubaisi	Leased Building	206,040.00
	United States of America	304 East 45t Street LLC	Electricity	773,950.00
	United States of America	304 East 45t Street LLC	Leased Building	10,521,910.00
	United States of America	304 East 45t Street LLC	Water	43,300.00
	United States of America	ADVIZING IT (Danish only)	Notebook computers; Dell Latitude E6230 Laptops: Quotation: 3126	31,790.00
	United States of America	Alexander Wolf & Son A Division Of A.W.	Construction Material (LP)	826,660.00
	United States of America	Arenson Office Furnishings, Inc.	Chairs	78,070.00
	United States of America	ARMoured PROJECT VEHICLES	Armored Toyota LC76	250,610.00
	United States of America	ASTRIUM SERVICES ENTERPRISE A/S	Satellite Receiver Equipment	86,360.00
	United States of America	ASTRIUM SERVICES ENTERPRISE A/S	Satellite Receiver Equipment	56,560.00
	United States of America	ASTRIUM SERVICES ENTERPRISE A/S	Satellite receivers OTC	126,400.00
	United States of America	AUDITOR GENERAL- REPUBLIC SOUTH AFRICA	GEF Ext. Audit Fees 2012, Q1 - Q4	205,060.00
	United States of America	AUDITOR GENERAL- REPUBLIC SOUTH AFRICA	UNDP Ext. Audit Fees 2012, Q1 - Q4	2,771,810.00
	United States of America	BLOOMBERG FINANCE L.P.	Other Publications	130,560.00
	United States of America	CA, Inc./Computer Associates Intl, Inc.	Software (license)	63,400.00
	United States of America	CASTELL SATCOM RADIO LTD	Iridium 9575 Extreme satellite phone with accessories and post-paid sim card	47,450.00
	United States of America	CASTELL SATCOM RADIO LTD	Thrane & Thrane Explorer 500 BGAN	152,740.00
	United States of America	CASTELL SATCOM RADIO LTD	Thrane & Thrane Explorer 500 BGAN Terminal	44,600.00
	United States of America	CASTELL SATCOM RADIO LTD	Thrane & Thrane Explorer 700 BGAN	97,660.00
	United States of America	Civil Society Legislative Advocacy Cen.	UNMC Grant # 2012-003	47,530.00
	United States of America	Emerging Markets Communications Inc.	Satellite receivers	30,580.00
	United States of America	FITCH INFORMATION INC.	Other Publications	65,000.00
	United States of America	JEPPESEN, Rasmus	IC contract July 7-June 30, 2013 with 220 working days: RASMUS JEPPESEN	99,000.00
	United States of America	Junction International LLC	Translation UNDP POPP	42,010.00
	United States of America	Lenovo (United States) Inc	Notebook computers	44,130.00
	United States of America	Lenovo (United States), Inc.	Notebook computers	49,100.00
	United States of America	LTA Advizing IT (USA only)	Notebook computers	401,330.00
	United States of America	LTA Advizing IT (USA only)	Notebook computers	49,750.00



## Major purchase orders by UN organization

AGENCY	Location of Supplier	Name of Supplier	Description of Goods	PO Value USD
	United States of America	LTA Danoffice Aps	Computer printers	237,170.00
<b>UNDP continued</b>				
	United States of America	LTA Danoffice Aps	Computer printers	49,990.00
	United States of America	LTA Danoffice Aps	Notebook computers	62,880.00
	United States of America	LTA Lexmark International Inc	Computer printers	52,400.00
	United States of America	LTA Planson International Corporation	Computer servers	61,240.00
	United States of America	Maria Loreto Torres	Intl Consultants-Technical	31,200.00
	United States of America	MAXIME ALLONCE (CHASE CORPORATE CARD)	2012 Corporate Card charges	100,890.00
	United States of America	Microsoft Corporation	Software (license)	552,450.00
	United States of America	Ministry of Commerce, Industry & Envir.	LOA - 29 Feb. 2012 -Finalisation of implementation plan for R & R program and retrofit incentive program.	30,000.00
	United States of America	Ministry of Commerce, Industry & Envir.	LOA - 30 Sept. 2012 - Implementation of R & R program	31,120.00
	United States of America	Mythics Inc	Software (license)	1,573,330.00
	United States of America	NOU-MOE-UNDP	LOA of 16 Jan 2012	40,000.00
	United States of America	NOU-MOE-UNDP	LOA of 16 Jan. 2012-HCFC Phae out Management Plan (First Tranche)	160,000.00
	United States of America	ORACLE America, Inc.	Software (license)	183,030.00
	United States of America	Org. Of. A. InstChurches HIV / AIDS	MDG/G/2012_004	60,000.00
	United States of America	PC MALL GOV. INC.	Notebook computers	34,750.00
	United States of America	Planson International Corporation	Audio visual accessories	76,660.00
	United States of America	Rappa Inc.	Deliverables #2 under contract	75,000.00
	United States of America	Rappa Inc.	Egypt	54,000.00
	United States of America	Rappa Inc.	Mexico	34,500.00
	United States of America	Rappa Inc.	RAPPA 11 November - ACP #11-0124	30,000.00
	United States of America	Samarthan Centre for Development Support	MDG/G/2012-009	50,000.00
	United States of America	Shanghai Normal University	RLA 08.12.11-31.03.2012	89,800.00
	United States of America	SLG 220 News Owner LLC	Electricity	80,000.00
	United States of America	SLG 220 News Owner LLC	Leased Building	2,932,280.00
	United States of America	SuperOffice Danmark A/S	Software (license)	49,780.00
	United States of America	TGI Office Automation	Equipment rental	297,650.00
	United States of America	TIAA-CREF C/O Cushman & Wakefield	Leased Building	373,970.00
	United States of America	Toyota Gibraltar Stockholding Ltd	Furniture de 4 LDH Hilux double cabine + Radio HF	134,450.00
	United States of America	United Nations	Electricity	142,060.00
	United States of America	United Nations	Leased Building	6,674,740.00
	United States of America	United Nations	Water	284,130.00
	United States of America	UNITED NATIONS DEVELOPMENT CORPORATION	Electricity	49,460.00
	United States of America	UNITED NATIONS DEVELOPMENT CORPORATION	Leased Building	631,360.00
	United States of America	UNITED NATIONS INFORMATION CENTRE	Leased Building	98,770.00
	United States of America	Videra Oy	Videoconferencing system which includes Technical labor, Engineering, ACAD, Project and Programming labor	33,670.00
	United States of America	Videra Oy	Videoconferencing systems	168,490.00
	United States of America	Videra Oy	Videoconferencing systems	52,150.00
	United States of America	VSGI-Visual Systems Group, Inc.	Videoconferencing systems	38,210.00
	United States of America	VSO India Trust	MDG/G/2012-010_VSO	50,000.00
	United States of America	Work Well Partners	Construction Material (LP)	116,040.00
	United States of America	Work Well Partners	Modular office packages	377,210.00
	United States of America	Youth for Community Academic & "SUVMASH" Public Corporation	MDG/C/2010_049 Full grant payment	38,480.00
	Uzbekistan	AMEX EXPORT-IMPORT GMBH	Industrial pumps & compress	66,440.00
	Uzbekistan	AMEX EXPORT-IMPORT GMBH	Desmon cold storage/room as per attached specifications and details	40,660.00
	Uzbekistan	AMEX EXPORT-IMPORT GMBH	Desmon deep freezer, DS-K62PL as per attached specifications and details	66,730.00
	Uzbekistan	AMEX EXPORT-IMPORT GMBH	GENSCREEN ULTRA HIV AG-AB 5PL 96 tests	405,380.00
	Uzbekistan	AMEX EXPORT-IMPORT GMBH	Installation, commissioning and user training in Tashkent, Samarkand, Khorezm, Fergana.	32,900.00
	Uzbekistan	AMEX EXPORT-IMPORT GMBH	Medical Kits - PCR tests for the quantitative determination of HIV-1 RNA by reverse transcription and PCR detection in "real time" Kit/80 tests	99,330.00
	Uzbekistan	AMEX EXPORT-IMPORT GMBH	NEW LAV-BLOT 1 test, pack of 18 tests	78,650.00
	Uzbekistan	AMEX EXPORT-IMPORT GMBH	Partec CD4 easy count kit and other reagents	104,330.00
	Uzbekistan	AMEX EXPORT-IMPORT GMBH	Plastic containers for used syringes - 5 Liters, pack 25/pcs.	30,690.00
	Uzbekistan	COSCOM	Payment for Mobile communication services as per INVOICE # 2084760589/1000088671 as of 30.12.11	91,210.00
	Uzbekistan	EASY FARMING CHAK HAKIM IMAM UD-DIN	Agricultural machinery & eq	34,230.00
	Uzbekistan	Fleischhacker GmbH & Co.	Medical Waste Incinerator YD-100	160,650.00
	Uzbekistan	Fleischhacker GmbH & Co.	PCR tests for the quantitative determination of HIV-1 RNA by reverse transcription and PCR detection in "real time", kit/80 tests	194,250.00
	Uzbekistan	Fleischhacker GmbH & Co.	PCR tests for the quantitative determination of HIV-1 RNA by reverse transcription and PCR detection in "real time", kit/80 tests	567,000.00
	Uzbekistan	GLENTOP INTERGROUP CORP.	Drugs for Opportunistic Infections (Aciclovir fi 250 mg)	59,360.00
	Uzbekistan	IDA FOUNDATION	Drugs for Opportunistic Infections	361,150.00
	Uzbekistan	IDA FOUNDATION	Other essential drugs	52,230.00
	Uzbekistan	INTERPROF LIMITED	Dump trucks	35,000.00
	Uzbekistan	KVAZAR TRADE LIMITED	Drugs for Opportunistic Inf	97,720.00
	Uzbekistan	MEGA BASIM YAYIN TIC.A.S.	Flags or accessories	35,950.00
	Uzbekistan	OXFORD LABORATORIES PVT. LTD	Drugs for Opportunistic Infections (Azithromycin 250 mg tab #6)	95,860.00
	Uzbekistan	SAMATOV DAVRON	Leased Building	268,800.00
	Uzbekistan	Shanghai-Koyo-Anp Import & Export Ltd	Diesel generators	81,840.00
	Uzbekistan	SPB PROJECTS LTD	Drugs for Opportunistic Inf	59,360.00
	Uzbekistan	SUV-TARAQIYOT	Water well drilling equipme	82,250.00
	Uzbekistan	TAKLOG MULTICARGO SPEDITION	Storage chests and cabinets	34,530.00
	Uzbekistan	THE MEDICAL EXPORT GROUP B.V	AmpliSens HIV-Monitor-FRT	90,440.00
	Uzbekistan	THE MEDICAL EXPORT GROUP B.V	CD4 reagents and supplies	157,910.00
	Uzbekistan	THE MEDICAL EXPORT GROUP B.V	Medical Kits	866,160.00
	Uzbekistan	THE MEDICAL EXPORT GROUP B.V	NEW LAV-BLOT 1 test, pack/18	90,100.00
	Uzbekistan	Titan Group FZE	Desktop computers	61,760.00
	Uzbekistan	Titan Group FZE	Desktop computers	46,140.00
	Uzbekistan	UNFPA PROCUREMENT SERVICES SECTION	Contraceptive - Condoms (pack of 144 pieces)	54,730.00
	Uzbekistan	UNICEF Supply Division	Anti-retroviral drugs (ARV)	1,688,570.00
	Uzbekistan	UNICEF Supply Division	Anti-retroviral drugs (ARV) - EFV 600 mg + FTC 200 mg + TDF 300 mg	91,370.00
	Uzbekistan	UNICEF Supply Division	Drugs for Opportunistic Inf	280,850.00
	Uzbekistan	UZDIPTRANSERVICE	Pmnt for petrol for April 2012 invoice# 552 dd 30.04.12	100,070.00
	Uzbekistan	UZDIPTRANSERVICE	Pmnt for petrol for August 2012 invoice# 1250 dd 31.08.12	74,730.00
	Uzbekistan	UZDIPTRANSERVICE	Pmnt for petrol for December 2011 invoice# 2038 dd 31.12.11	83,420.00
	Uzbekistan	UZDIPTRANSERVICE	Pmnt for petrol for February 2012 invoice# 219 dd 29.02.12	76,680.00
	Uzbekistan	UZDIPTRANSERVICE	Pmnt for petrol for January 2012 invoice# 59 dd 31.01.12	86,130.00
	Uzbekistan	UZDIPTRANSERVICE	Pmnt for petrol for June 2012 invoice# 901 dd 30.06.12	204,820.00
	Uzbekistan	UZDIPTRANSERVICE	Pmnt for petrol for March 2012 invoice# 381 dd 31.03.12	106,090.00
	Uzbekistan	UZDIPTRANSERVICE	Pmnt for petrol for May 2012 invoice# 725 dd 31.05.12	127,380.00
	Uzbekistan	UZDIPTRANSERVICE	Pmnt for petrol for November 2012 invoice# 1781 dd 30.11.12	106,500.00
	Uzbekistan	UZDIPTRANSERVICE	Pmnt for petrol for October 2012 invoice# 1602 dd 31.10.12	107,720.00
	Uzbekistan	UZDIPTRANSERVICE	Pmnt for petrol for September 2012 invoice# 1428 dd 30.09.12	67,780.00
	Uzbekistan	UZDUNROBITA	Mobile communication services	118,580.00
	Uzbekistan	UZDUNROBITA	Mobile communication services	116,850.00
	Uzbekistan	UZDUNROBITA	Mobile communication services	72,800.00
	Venezuela	CISCO SYSTEMS INC	Network switches	118,550.00
	Venezuela	MEGA IMPORT SUPPLY, C.A.	LOTE 04 PANTALLAS TACTILES CANTIDAD 05	48,810.00
	Venezuela	MODUSISTEMA, C.A.	Modular office packages	43,800.00
	Venezuela	MOTORES LA TRINIDAD CAMIONES CA	Station wagons	86,870.00
	Venezuela	PLANSON INTERNATIONAL CORPORATION	Desktop computers	68,680.00
	Venezuela	PLANSON INTERNATIONAL CORPORATION	Printer or facsimile toner	66,900.00
	Venezuela	SOCIEDAD IBERICA DE CONSTRUCCIONES	Barrera automática DESIGNA PB 120	51,750.00
	Venezuela	SOCIEDAD IBERICA DE CONSTRUCCIONES	Servidor de sistema	43,450.00
	Venezuela	SOCIEDAD IBERICA DE CONSTRUCCIONES	Terminal de control de entrada DESIGNA ENT 120	100,130.00
	Venezuela	SOCIEDAD IBERICA DE CONSTRUCCIONES	Terminal de control de entrada doble altura DESIGNA ENT 120 COM	55,360.00
	Venezuela	SOCIEDAD IBERICA DE CONSTRUCCIONES	Terminal de control de salida doble altura DESIGNA EXT 120 COM	44,760.00
	Venezuela	SOCIEDAD IBERICA DE CONSTRUCCIONES	Unidad de cobro manual MPS 120	55,630.00
	Venezuela	SPARCSOLUTIONS, C.A.	COMPUTADORES DE ALTO RENDIMIENTO	44,880.00

## Major purchase orders by UN organization

AGENCY			PO Value
Location of Supplier	Name of Supplier	Description of Goods	USD
Venezuela	SPARCSOLUTIONS, C.A.	COMPUTADORES ESTANDAR LOTE 01	104,720.00
<b>UNDP continued</b>			
Venezuela	SPRING MOBILE SOLUTIONS COLOMBIA S A S	TECHNICAL STUDIES	317,760.00
Venezuela	TOYOTA MOTOR CORPORATION	Minibuses	135,420.00
Venezuela	UNOPS	Automobiles or cars	223,350.00
Venezuela	UNOPS	camionetas Pick Up doble cabina Nissan Frontier	170,300.00
Venezuela	UNOPS	Station wagons	33,290.00
Venezuela	UNOPS	Station wagons	437,710.00
Vietnam	CUC PHUC VU NGOAI GIAO DOAN	rent pmt for UNAB 1/10/2010-30/4/2012	97,870.00
Vietnam	GEORGE K. MOSS CO., INC.	01 Autoclave system	230,560.00
Vietnam	STERIDIUM PTY LTD	Autoclave System	87,280.00
Yemen	ADVIZING IT	Computers, laptop/notebook	41,500.00
Yemen	ADVIZING IT	Dell PowerEdge M520 Blade Server TPM	33,240.00
Yemen	ADVIZING IT	Dell PowerEdge M520 Blade Server TPM.	49,860.00
Yemen	ADVIZING IT	Dell Wyse with WiFi D90D7 thin client.	106,050.00
Yemen	ADVIZING IT	Dell Wyse with WiFi D90D7 thin client.	106,050.00
Yemen	ADVIZING IT	Notebook computers	122,430.00
Yemen	AL AHLASI CORP. FOR INT'L TRADE	GEN. COMBI PLUS 12000RE, Open, Elect. Starting, Gasoline, 3000rpm, 3PH, 12KVA/ 9.6KW Standard.	50,000.00
Yemen	Al-Falak Computer Accessories	PC HP 3300	43,400.00
Yemen	APOLLO INTERNATIONAL LTD	Electric wheel chair	49,020.00
Yemen	ARMORED PROJECT VEHICLES	Armored Toyota LC76	127,170.00
Yemen	ASHIBAMI AGENCIES	Batteries for torches	42,000.00
Yemen	ASHIBAMI AGENCIES	HP 5525 DN Color Printer	46,320.00
Yemen	ASHIBAMI AGENCIES	HP 5550 DN printer ink Cyan	30,400.00
Yemen	ASHIBAMI AGENCIES	HP 5550 DN printer ink Magenta	30,400.00
Yemen	ASHIBAMI AGENCIES	HP 5550 DN printer ink Yellow	30,400.00
Yemen	ASHIBAMI AGENCIES	LED LAMPS BATTERY POWERED	150,000.00
Yemen	ASHIBAMI AGENCIES	STRAPPING MACHINE	50,000.00
Yemen	BENE AG	4F Conference chair Filo_Chair	70,580.00
Yemen	BENE AG	FT meeting table three-part	32,050.00
Yemen	BOCA INTERNATIONAL MANAGEMENT	Contracts FROM 18APRIL TO 16JULY 2012	33,000.00
Yemen	Computer Engineering World	VOSTRO 3350 : Full System	104,400.00
Yemen	DIGITAL TECHNOLOGY	Desktop computers	48,360.00
Yemen	Dundex Network	Contracts	32,250.00
Yemen	EBRAHIM AL-SHARIF	Stickers for 40 Buses	38,280.00
Yemen	JUMAAN TRADING & INVESTMENT	Forklift TCM 3TONS MODEL: FD30T6	35,400.00
Yemen	MAKTABATI STATIONERY	Document and Bank Note counting Machine GND 200 Made in Japan for usage for Counting Ballot papers	72,000.00
Yemen	MAM International Corp.	envoy system controller	34,480.00
Yemen	MARASSI ADVERTISING & COMMUNICATION	MOPIS - Posters Production and 30 days Rent	135,820.00
Yemen	MARASSI ADVERTISING & COMMUNICATION	Unipole Printing & Rental 30 days	327,970.00
Yemen	MOGMA ALHASHMY ALTGERY	Vegetable seeds and seedlin	231,190.00
Yemen	MOGMA ALHASHMY ALTGERY	Vegetable seeds and seedlin	119,720.00
Yemen	NATCO AUTOMOTIVIE COMPANY LTD	HYUNDAI , H-1 Cargo Vans 2011	56,700.00
Yemen	PATRIOTIC	System Main Engine	120,000.00
Yemen	RELIANCE	Modems	36,190.00
Yemen	SAM INDUSTRIAL SUPPLIES	Painting	47,890.00
Yemen	Shaher Trading CO. LTD	Xerox WorkCenter Model 7435	51,000.00
Yemen	SHOUB AGRICULTURE CENTER	Vegetable seeds and seedlin	216,000.00
Yemen	SMART NET FOR INFORMATION TECHNOLOGY	Photocopiers	64,510.00
Yemen	TALENT FOR MEDIA AND ADS	PRINTING, PUBLISHING AND BOOKBINDING	34,330.00
Yemen	THE TEHAMA TRADING COMPANY	NISSAN PATROL Y62 SE T1 VK56 5.6L	95,000.00
Yemen	UNITED ENGINEERING & AUTOMOBILE CO. LTD	ACTYON SPORT A23S 4WD 5 Seats Gasoline Engine 2010	55,880.00
Yemen	UNITED ENGINEERING & AUTOMOBILE CO. LTD	ACTYON XD1200 4WD 5 SEATS DLX Diesel engine Model 2010	39,140.00
Yemen	UNITED NATION CHILDREN'S FUND	Anti-retroviral drugs (ARV)	85,690.00
Yemen	YEMEN INT TRANSPORT COMPANY	Advertising - ON SIDES OF THE BUSES	60,000.00
Yemen	YGS TRADING CO	Photocopiers	54,500.00
Zambia	AFRIPANEL	Prefabricated office building	460,290.00
Zambia	AMEX EXPORT-IMPORT GMBH	Haematology centrifuge	59,910.00
Zambia	AMEX EXPORT-IMPORT GMBH	Medical Equipment, Sterilization autoclave Case	109,360.00
Zambia	AMEX EXPORT-IMPORT GMBH	Other Medical Supplies, male circumcision commodities	35,500.00
Zambia	AMEX EXPORT-IMPORT GMBH	Patient bibs, Lab reagents	406,700.00
Zambia	AMEX EXPORT-IMPORT GMBH	Safety cabinet	151,440.00
Zambia	DAN OFFICE	Desktop computers	283,640.00
Zambia	DAN OFFICE	HP Compaq 6200 Pro SFF PCs	48,800.00
Zambia	DAN OFFICE	HP DL380G7 servers	105,250.00
Zambia	DAN OFFICE	HP Laserjet Printers P3015x	64,330.00
Zambia	DAN OFFICE	HP ProBook 6460b laptops with keyed cable locks	41,960.00
Zambia	Fleischhacker GmbH & Co.	Other Medical Supplies	723,480.00
Zambia	Fleischhacker GmbH & Co.	Other Medical Supplies	69,800.00
Zambia	Fleischhacker GmbH & Co.	Other Medical Supplies, Gloves.lab work,powderless line - line 33 & 24	288,190.00
Zambia	Fleischhacker GmbH & Co.	Other Medical Supplies, Lab Reagents	152,790.00
Zambia	Fleischhacker GmbH & Co.	Other Medical Supplies, Lab Reagents	91,050.00
Zambia	Fleischhacker GmbH & Co.	Other Medical Supplies, Medical supplies	262,840.00
Zambia	Fleischhacker GmbH & Co.	Other Medical Supplies, STI Lab Reagents	771,470.00
Zambia	IDA FOUNDATION	Anti Tuberculosis drugs 2 s	375,640.00
Zambia	IDA FOUNDATION	Drugs for Opportunistic Inf	379,220.00
Zambia	IMRES	Drugs for Opportunistic Inf	643,060.00
Zambia	KUEHNE + NAGEL A/S	Air transportation for TB drugs - GP405008-1&2	54,650.00
Zambia	KUEHNE + NAGEL A/S	Other Medical Supplies (Freight Charges Air)	129,350.00
Zambia	KUEHNE + NAGEL A/S	Other Medical Supplies (Sea freight charges)	235,130.00
Zambia	KUEHNE + NAGEL A/S	Other Medical Supplies (Sea Freight)	105,910.00
Zambia	KUEHNE + NAGEL A/S	Sea/land transportation for TB drugs - drugs	129,770.00
Zambia	KUEHNE + NAGEL A/S	Sea/land transportation for TB drugs - GP405008-1&2&3	126,000.00
Zambia	Macleods Pharmaceuticals Ltd	Anti Tuberculosis drugs RH60/30	112,860.00
Zambia	Macleods Pharmaceuticals Ltd	Anti Tuberculosis drugs RHE 150/75/275	409,600.00
Zambia	Macleods Pharmaceuticals Ltd	Anti Tuberculosis drugs RHZ60/30/150	79,520.00
Zambia	NOVARTIS PHARMA SERVICES	Anti Malaria - 6 * 1 packs	889,990.00
Zambia	NOVARTIS PHARMA SERVICES	Anti Malaria - 6 * 4 packs	3,293,640.00
Zambia	NOVARTIS PHARMA SERVICES	Anti Malaria - 6*3 packs	1,008,010.00
Zambia	NOVARTIS PHARMA SERVICES	Cost of freight and insurance	574,880.00
Zambia	PREMIER MEDICAL CORPORATION LTD	Freight & insurance costs for malaria RDTs	61,280.00
Zambia	PREMIER MEDICAL CORPORATION LTD	Freight cost for DAT Lusaka, Zambia	36,000.00
Zambia	PREMIER MEDICAL CORPORATION LTD	Malaria Rapid Diagnostic Test (First Response Malaria Ag. P. falciparum HRP2 Card Test )	420,000.00
Zambia	PREMIER MEDICAL CORPORATION LTD	Medical Kits Malaria RDTs	493,500.00
Zambia	Reig Jofre Group	Anti Tuberculosis drugs Streptomycin	693,100.00
Zambia	SINOCARD TECHNOLOGIES PTE LTD.	Smartcard cards	214,000.00
Zambia	STERELIN MEDICAL AND DIAGNOSTICS	ARCHITECT CONSUMABLES	54,210.00
Zambia	STERELIN MEDICAL AND DIAGNOSTICS	ARCHITECT REAGENTS	593,690.00
Zambia	STERELIN MEDICAL AND DIAGNOSTICS	ELISA TEST KITS	385,320.00
Zambia	STERELIN MEDICAL AND DIAGNOSTICS	Other Medical Supplies	302,960.00
Zambia	STRIDES ARCOLAB LIMITED	Anti Tuberculosis drugs RH 150/75	1,029,880.00
Zambia	STRIDES ARCOLAB LIMITED	Anti Tuberculosis drugs RHZE 150/75/400/275	1,380,830.00
Zambia	THE MEDICAL EXPORT GROUP B.V	3 year maintenance contract for Cobas C111	79,570.00
Zambia	THE MEDICAL EXPORT GROUP B.V	3 year maintenance contract for Sysmex XS 1000i	218,750.00
Zambia	THE MEDICAL EXPORT GROUP B.V	3 year maintenance contract for Viral load machine Cobas Taqman 48 Analyzer	183,090.00
Zambia	THE MEDICAL EXPORT GROUP B.V	3 year maintenance contract for 5 CD4 Machines	53,490.00
Zambia	THE MEDICAL EXPORT GROUP B.V	3 year maintenance contract for Sysmex pochi 100i haematology analyser	62,270.00
Zambia	THE MEDICAL EXPORT GROUP B.V	3 year maintenance contract for Sysmex XT 1800i	237,180.00
Zambia	THE MEDICAL EXPORT GROUP B.V	3 year maintenance contract for Sysmex XT 2000i Haematology analyser	94,870.00
Zambia	THE MEDICAL EXPORT GROUP B.V	ABX Micros haematology analyser, Including on site training and installation, Including on site warranty	46,290.00

## Major purchase orders by UN organization

AGENCY			PO Value
Location of Supplier	Name of Supplier	Description of Goods	USD
Zambia	THE MEDICAL EXPORT GROUP B.V	CD4 machines	152,720.00
<b>UNDP continued</b>			
Zambia	THE MEDICAL EXPORT GROUP B.V	Cobas C111, Including on site warranty	92,760.00
Zambia	THE MEDICAL EXPORT GROUP B.V	Laboratory separators -COBAS TaqMan K Tubes	98,460.00
Zambia	THE MEDICAL EXPORT GROUP B.V	LOT 3 (General Reagents) (Instruments reagents)	513,600.00
Zambia	THE MEDICAL EXPORT GROUP B.V	LOT 4 (General Reagents) (Instruments reagents)	327,110.00
Zambia	THE MEDICAL EXPORT GROUP B.V	LOT 5 (General Reagents) (Instruments reagents)	1,664,850.00
Zambia	THE MEDICAL EXPORT GROUP B.V	LOT 6 (General Reagents) (Instruments reagents)	564,270.00
Zambia	THE MEDICAL EXPORT GROUP B.V	Medical Kits Amplicor HIV	101,050.00
Zambia	THE MEDICAL EXPORT GROUP B.V	Microcuvettes, Hemoglobinometer, Hemocue HB 301, 200 pieces per set	37,680.00
Zambia	THE MEDICAL EXPORT GROUP B.V	Other Medical Supplies	589,000.00
Zambia	THE MEDICAL EXPORT GROUP B.V	Other Medical Supplies -CAP/CTM, Wash buffer - lab reagents	598,430.00
Zambia	THE MEDICAL EXPORT GROUP B.V	Other Medical Supplies -Lab Reagents	422,230.00
Zambia	THE MEDICAL EXPORT GROUP B.V	Pentra C 200 Chemistry analyser, including on site training and installation,incl on site warranty	134,480.00
Zambia	THE MEDICAL EXPORT GROUP B.V	Sysmex pochi 100i haematology analyser	223,280.00
Zambia	THE MEDICAL EXPORT GROUP B.V	Sysmex XS 1000i - Reagent Starter kit, Laser printer IPU and Monitor	390,020.00
Zambia	THE MEDICAL EXPORT GROUP B.V	Sysmex XT 1800i -Reagent Starter kit -Laser printer IPU and Monitor, Including on site warranty	489,740.00
Zambia	THE MEDICAL EXPORT GROUP B.V	Sysmex XT 2000i Haematology analyser -On site training and installation -Reagent Starter kit -Laser printer IPU and Monitor Including on site warranty	262,770.00
Zambia	THE MEDICAL EXPORT GROUP B.V	Training and installation for Viral load machine Cobas Taqman 48 Analyzer	36,890.00
Zambia	THE MEDICAL EXPORT GROUP B.V	Viral load machine Cobas Taqman 48 Analyzer	389,300.00
Zambia	TOYOTA GIBRALTAR STOCKHOLDING	Station wagons - Toyota Land Cruiser 200 series	69,280.00
Zambia	TOYOTA GIBRALTAR STOCKHOLDING	Station wagons - Toyota Land Cruiser 200 series	69,280.00
Zambia	TOYOTA TSUSHO AFRICA (PTY) LTD	Delivery trucks	387,850.00
Zambia	UNFPA	Medical Equipment	847,960.00
Zambia	UNICEF SUPPLY DIVISION	Anti-retroviral drugs (ARV) - Abacavir 300mg tabs/PAC - 60	447,000.00
Zambia	UNICEF SUPPLY DIVISION	Anti-retroviral drugs (ARV) - Efavirenz 600mg tabs/PAC - 30	1,860,000.00
Zambia	UNICEF SUPPLY DIVISION	Anti-retroviral drugs (ARV) - EFV600MG+ FTC200MG+ TDF300MGtab/PAC - 30gb	6,480,000.00
Zambia	UNICEF SUPPLY DIVISION	Anti-retroviral drugs (ARV) - FTC200MG + TDF300MGtab/PAC - 30gb	4,750,000.00
Zambia	UNICEF SUPPLY DIVISION	Anti-retroviral drugs (ARV) - Nevirapine 200MG tabs/PAC - 60	662,500.00
Zambia	UNICEF SUPPLY DIVISION	Anti-retroviral drugs (ARV) 3TC30mg+NVP50mg+AZT60mg	620,920.00
Zambia	UNICEF SUPPLY DIVISION	Anti-retroviral drugs (ARV) Abacavir 300mg	715,620.00
Zambia	UNICEF SUPPLY DIVISION	Anti-retroviral drugs (ARV) ABC 60mg + 3TC30mg	120,000.00
Zambia	UNICEF SUPPLY DIVISION	Anti-retroviral drugs (ARV) EFV600mg+FTC200mg+TDF300mg	12,624,950.00
Zambia	UNICEF SUPPLY DIVISION	Anti-retroviral drugs (ARV) Freight insurance and insurance for pediatric drugs	54,030.00
Zambia	UNICEF SUPPLY DIVISION	Anti-retroviral drugs (ARV) Handling fees	738,030.00
Zambia	UNICEF SUPPLY DIVISION	Anti-retroviral drugs (ARV) LPV/r 200+50mg	3,789,190.00
Zambia	UNICEF SUPPLY DIVISION	Anti-retroviral drugs (ARV) Niverapine 200mg	1,200,000.00
Zambia	UNICEF SUPPLY DIVISION	Anti-retroviral drugs (ARV)EFV 200mg	120,900.00
Zambia	UNICEF SUPPLY DIVISION	Anti-retroviral drugs (ARV)Freight, insurance and inspection	184,110.00
Zambia	UNICEF SUPPLY DIVISION	ARV drugs Freight & Insurance	131,790.00
Zambia	UNICEF SUPPLY DIVISION	ARV drugs Handling fees	66,370.00
Zambia	UNICEF SUPPLY DIVISION	Determine HIV 1/2 WB	913,500.00
Zambia	UNICEF SUPPLY DIVISION	Drugs for Opportunistic Inf	92,160.00
Zambia	UNICEF SUPPLY DIVISION	Drugs for Opportunistic Inf - Erythromycin 250mg Tablets packs of 100's	670,000.00
Zambia	UNICEF SUPPLY DIVISION	Drugs for Opportunistic Inf- Amoxicillin 250mg Dispersible tablets pack of 100's	600,000.00
Zambia	UNICEF SUPPLY DIVISION	EFV600mg+FTC200mg+TDF300mg tab/PAC30	1,199,200.00
Zambia	UNICEF SUPPLY DIVISION	Freight , Insurance & Inspection	603,430.00
Zambia	UNICEF SUPPLY DIVISION	Freight and insurance	82,710.00
Zambia	UNICEF SUPPLY DIVISION	Freight costs	124,000.00
Zambia	UNICEF SUPPLY DIVISION	Handling Fee	50,800.00
Zambia	UNICEF SUPPLY DIVISION	Handling fees	567,980.00
Zambia	UNICEF SUPPLY DIVISION	Handling fees	36,540.00
Zambia	UNICEF SUPPLY DIVISION	Lamivudine 150mg tabs PAC/60	460,000.00
Zambia	UNOPS	Toyota (Ex-stock) Land Cruiser Hard Top	38,060.00
Zambia	UNOPS	Toyota (Ex-stock) Landcruiser Hard Top 76 4.2L	53,910.00
Zambia	UNOPS	Toyota (Ex-stock) Landcruiser Prado Station Wagon	51,680.00
Zambia	UNOPS	Toyota (Ex-stock) Landcruiser Prado Station Wagon 150TX LJ150L/R	51,680.00
Zimbabwe	A.D. MED SUPPLIERS	AUTOMATED ZONE READER AND COLONY COUNTER PLUS COMPUTER	51,250.00
Zimbabwe	APELEM DMS Group	Laboratory Equipment	2,228,790.00
Zimbabwe	APELEM DMS Group	Medical Equipment	95,940.00
Zimbabwe	CISCO EQUIPMENT	Telephones	207,350.00
Zimbabwe	CTEQ LTD	Laboratory Equipment	31,040.00
Zimbabwe	CUMMINS ZIMBABWE	Diesel generators	61,290.00
Zimbabwe	DIGITAL MARKETING (Pvt) Ltd	Televisions	121,440.00
Zimbabwe	EXTROVERT	Building	127,530.00
Zimbabwe	FIMA ENTERPRISES PVT LTD	Laboratory Equipment	58,270.00
Zimbabwe	FIMA ENTERPRISES PVT LTD	Laboratory Equipment	54,680.00
Zimbabwe	FIMA ENTERPRISES PVT LTD	Service and Maintenance of BPC Biosed Chemistry Analysers	58,270.00
Zimbabwe	FIMA ENTERPRISES PVT LTD	Service and Maintenance of Sysmex Haematology Analysers	54,680.00
Zimbabwe	Fleischhacker GmbH & Co.	Chemistry analyzer Mindray Model BS-200E	183,090.00
Zimbabwe	Fleischhacker GmbH & Co.	Laboratory Equipment	50,430.00
Zimbabwe	Fleischhacker GmbH & Co.	Reagents	116,630.00
Zimbabwe	HAIN LIFESCIENCE	GenoType MTBDRplus V2, incl. GenoLyse (96 tests)	109,800.00
Zimbabwe	HINDUSTAN INSECTICIDES LIMITED	Drugs	1,260,000.00
Zimbabwe	HINDUSTAN INSECTICIDES LIMITED	Drugs	1,260,000.00
Zimbabwe	IDA FOUNDATION	Cycloserine 250mg 100 cap BL	61,220.00
Zimbabwe	IDA FOUNDATION	Kanamycin 1g/4ml inj amp	35,600.00
Zimbabwe	LAB ASSIST ZIMBABWE P/L	Service and Maintenance for Laboratory Equipment	55,600.00
Zimbabwe	Lupin Limited	Anti Tuberculosis drugs Ethambutol 275mg + Isoniazid 75mg + Pyrazinamide 400mg + Rifampicin 150mg tab, Box of 24 blister sheets	742,430.00
Zimbabwe	Lupin Limited	Anti Tuberculosis drugs Ethambutol 275mg + Isoniazid 75mg + Rifampicin 150mg tab, Box of 24 blister sheets x 28 tab/PAC-672 - RHE150/75/25	135,810.00
Zimbabwe	Lupin Limited	Anti Tuberculosis drugs - Isoniazid 100 mg tab/PAC-100 -H100(adult)	153,450.00
Zimbabwe	Lupin Limited	Anti Tuberculosis drugs -Isoniazid 100 mg tab/PAC-100 - H100	45,150.00
Zimbabwe	Macleods Pharmaceuticals Ltd	Laboratory Equipment	85,500.00
Zimbabwe	Macleods Pharmaceuticals Ltd	Service and Maintenance of FACSCalibur Instruments	33,250.00
Zimbabwe	MEDSURE HEALTH CARE PVT LTD	Service and Maintenance of FACSCount Instruments	42,750.00
Zimbabwe	MEDSURE HEALTH CARE PVT LTD	Service and Maintenance of FACSCount Instruments	42,750.00
Zimbabwe	METRO SYSTEMS (PVT) LTD	Audioconferencing systems	63,160.00
Zimbabwe	Nissan Trading Co Ltd	Station wagons, 4WD, diesel TVTSRAF61NRZ (RHD)	87,790.00
Zimbabwe	Novartis Pharma Services A.G	Anti Malarials	352,120.00
Zimbabwe	Novartis Pharma Services A.G	COARTEM TAB 20/120MG (30X12) DISP tabs (Artemether 20 mg + Lumefantrine 120mg)	129,140.00
Zimbabwe	Novartis Pharma Services A.G	COARTEM TAB 20/120MG (30X18) (Artemether 20 mg + Lumefantrine 120mg)	51,310.00
Zimbabwe	Novartis Pharma Services A.G	COARTEM TAB 20/120MG (30X24) (Artemether 20 mg + Lumefantrine 120mg)	114,490.00
Zimbabwe	Oldelft Benelux BV	Fitted Mobile TB screening units including	581,000.00
Zimbabwe	PLANSON INTERNATIONAL CORPORATION	Computer printers	33,670.00
Zimbabwe	PLANSON INTERNATIONAL CORPORATION	Computer servers	52,430.00
Zimbabwe	PLANSON INTERNATIONAL CORPORATION	Desktop computers	70,630.00
Zimbabwe	PLANSON INTERNATIONAL CORPORATION	Notebook computers	111,180.00
Zimbabwe	Reij Jofre Group	Anti Tuberculosis drugs - Streptomycin 1 g - 100 vials/pack	199,610.00
Zimbabwe	Riemser Arzneimittel GmbH	Anti Tuberculosis drugs -Rifampicin 150 mg tab, blister/ PAC-500	186,470.00
Zimbabwe	RMA AUTOMOTIVE CORPORATION LTD	Vehicle Make Tata Motors, Rear Cargo box suitable for transport of medicines	73,490.00
Zimbabwe	RMA AUTOMOTIVE CORPORATION LTD	Refrigeration: Temperature range 2-5°C	
Zimbabwe	SANDENT TRADING (PVT) LTD TA	CONSTRUCTION	53,080.00
Zimbabwe	SHI INTERNATIONAL CORP	Software (license)	69,300.00
Zimbabwe	SOUTHERN SKIES MEDICAL	Laboratory Equipment	169,160.00
Zimbabwe	SOUTHERN SKIES MEDICAL	Service and Maintenance of Partec CD4	169,160.00
Zimbabwe	STERLING FURNISHING CO. P/LTD	Chairs, Arizona Swivel	32,200.00
Zimbabwe	STERLING FURNISHING CO. P/LTD	Desks	72,180.00
Zimbabwe	STRIDES ARCOLAB LIMITED	Anti Tuberculosis drugs 1 s-Isoniazid 75mg + Rifampicin 150mg tab	394,780.00
Zimbabwe	THE MEDICAL EXPORT GROUP B.V	Medical Kits -GDF Consumables Kits	51,790.00

## Major purchase orders by UN organization

AGENCY	Location of Supplier	Name of Supplier	Description of Goods	PO Value USD
Zimbabwe		TOTAL ZIMBABWE PVT LTD	Fuel for vehicles	134,360.00
<b>UNDP continued</b>				
Zimbabwe		TOYOTA GIBRALTAR STOCKHOLDINGS	All terrain vehicles	421,760.00
Zimbabwe		TOYOTA GIBRALTAR STOCKHOLDINGS	Light trucks	62,710.00
Zimbabwe		UN WFP DUBAI	Radio receivers	32,760.00
Zimbabwe		UNICEF Plads	Abacavir 300mg tabs/PAC-60	40,320.00
Zimbabwe		UNICEF Plads	Alere Determine HIV1/2, WB set, kit/100	151,560.00
Zimbabwe		UNICEF Plads	Anti-retroviral drugs (ARV)	39,615,260.00
Zimbabwe		UNICEF Plads	Atazanavir-Ritonavir 300+100mg tab/PAC-30	484,000.00
Zimbabwe		UNICEF Plads	Didanosine 250mg EC caps/PAC-30	52,720.00
Zimbabwe		UNICEF Plads	Didanosine 400mg EC caps/PAC-30	53,500.00
Zimbabwe		UNICEF Plads	Efavirenz 600mg + Lamivudine 300mg + Tenofovir 300mg tab/PAC-30gb	2,445,840.00
Zimbabwe		UNICEF Plads	Efavirenz 600mg tabs/PAC-30	120,530.00
Zimbabwe		UNICEF Plads	First Response HIV1/2, kit/30	819,520.00
Zimbabwe		UNICEF Plads	Freight, Insurance, Inspection & handling	3,892,140.00
Zimbabwe		UNICEF Plads	Lamivudine 150mg + Nevirapine 200mg + Zidovudine 300mg tab/PAC-60	1,414,380.00
Zimbabwe		UNICEF Plads	Lamivudine 150mg + Stavudine 30mg tab/PAC-60	317,630.00
Zimbabwe		UNICEF Plads	Lamivudine 150mg + Zidovudine 300mg tab/PAC-60	62,560.00
Zimbabwe		UNICEF Plads	Medical Kits	1,034,830.00
Zimbabwe		UNICEF Plads	Mosquito nets	5,779,380.00
Zimbabwe		UNICEF Plads	Nevirapine 200mg tab - Pac 60	5,763,170.00
Zimbabwe		UNICEF Plads	Nevirapine 200mg tab (Children)	389,340.00
Zimbabwe		UNICEF Plads	Nevirapine oral susp. 10mg/ml/BOT-100ml for HIV exposed infants	55,860.00
Zimbabwe		UNICEF Plads	S0003513 Paracheck Pf RT Device vrs 3, kit/25	741,600.00
Zimbabwe		UNICEF Plads	S0003549 First response Mal Ag Combo, kit/30	185,390.00
Zimbabwe		UNICEF Plads	S1400513 3TC150mg + NVP200mg +d4T30mg tabs/PAC-60 gb	3,267,860.00
Zimbabwe		UNICEF Plads	S1400523 3TC150mg +AZT300mg tabs/PAC-60	145,600.00
Zimbabwe		UNICEF Plads	S1560185 Pridoxine 25mg tabs/PAC-100	32,440.00
Zimbabwe		UNICEF Plads	Tenofovir Disoproxil Fumarate/Lamivudine + Nevirapine 300/300+200mg tab/PAC-30	8,731,600.00
Zimbabwe		UNICEF Plads	Tenofovir/Lamivudine 300/300mg tab (Children) PAC30	832,200.00
Zimbabwe		UNICEF Plads	Tenofovir/Lamivudine300/300mg tab, PAC30	12,318,780.00
Zimbabwe		UNICEF Plads	Zidovudine 300mg tabs/PAC-60	104,480.00
Zimbabwe		UNICEF Plads	Zidovudine 300mg tabs/PAC-60 (AZT 300 mg) for HIV positive mothers (antenatally)	546,610.00
Zimbabwe		UNITED STATES PHARMACOPEIAL CONVENTION	Laboratory Equipment	52,120.00
Zimbabwe		WELLI-WILL MASTER FILING	Desks	30,000.00
Zimbabwe		ZANS AFRICAN MEDICAL	Microbiology Consumables	30,980.00
<b>UNECA</b>				
Cyprus		INFOTREND COMPANY	Server	121,812.32
Denmark		DAN OFFICE IT	Computer Hardware	496,675.00
Denmark		DAN OFFICE IT	Computer Hardware	37,475.00
Denmark		DAN OFFICE IT	Computer Hardware	35,055.00
Denmark		DAN OFFICE IT	Computer Supplies	47,279.00
Ethiopia		CHALTU ATOMSA	Uniform Linen and Related	55,094.85
Ethiopia		EBBA ENGINEERING	Electrical Equipment	46,298.14
Ethiopia		ELECTRICAL ENGINE	Electrical Equipment	40,830.10
Ethiopia		ETHIOPIAN TOURIST	Uniform Linen and Related	45,158.00
Ethiopia		ETHIOPIAN TOURIST	Uniform Linen and Related	39,600.00
Ireland		APC by Schneider	Electrical Equipment	49,500.00
Ireland		FG Wilson (Engine	Electrical Equipment	242,950.00
Ireland		NOVELL IRELAND LT	Computer Software	38,870.00
Israel		ORAD CONTROL SO	Communications Equipment	52,600.00
Israel		ORAD CONTROL SO	Electronic Equipment	4,727,280.00
Italy		INTERTRADE INTERN	Electrical Equipment	40,953.75
Kenya		MFI OFFICE SOLUTI	Computer Supplies	71,806.75
Kenya		MFI OFFICE SOLUTI	Electrical Equipment	95,149.25
Kenya		NJIMIA PHARMACEUT	Medicines	35,826.36
Kenya		NJIMIA PHARMACEUT	Medicines	30,363.10
South africa		BYTES DOCUMENT SO	Photocopiers	52,142.51
South africa		MOTOROLA	Electronic Equipment	64,312.00
South africa		SAS Institute (Pt	Computer Software	49,500.00
Sweden		AASTRA TELECOM SW	Telephone Apparatus	53,730.51
Switzerland		BELIMED AG	Medical Equipment	32,652.27
United Arab Emirates		EBASCO TRADING CO	Computer Supplies	74,996.13
United Arab Emirates		EBASCO TRADING CO	Electrical Equipment	72,897.30
United Arab Emirates		EBASCO TRADING CO	Promotional Material	31,500.00
United Arab Emirates		Jacky's GULF FZE	Furniture	73,470.00
United Arab Emirates		Jacky's GULF FZE	Office Supplies & Stationery	56,892.00
United Arab Emirates		TRUEBELL MARKETIN	Cleaning/ Sanitary Supplies	43,176.00
United Kingdom		BANNERBRIDGE Plc	Office Supplies & Stationery	73,909.20
United Kingdom		HUNTER PENROSE SU	Computer Supplies	90,947.22
United Kingdom		Innovative Interf	Computer Software	73,600.00
United Kingdom		KGT (UK) LTD	Electronic Equipment	152,425.00
United Kingdom		NTE LIMITED	Electrical Equipment	117,054.03
United Kingdom		SHEARGOLD LTD	Office Supplies & Stationery	70,845.00
United Kingdom		WINCHESTER PROCUR	Printing and PublishingSupplies	185,815.00
United States of America		Accessit Group, I	Computer Software	56,071.95
United States of America		AMERICAN SCIENTIF	Banners/ Flags/ Logos	34,499.00
United States of America		Cisco Systems, In	Communications Equipment	88,116.00
United States of America		Cisco Systems, In	Computer Hardware	767,423.60
United States of America		Cisco Systems, In	Computer Hardware	130,293.50
United States of America		Cisco Systems, In	Computer Hardware	93,728.00
United States of America		Cisco Systems, In	Computer Hardware	84,827.90
United States of America		Cisco Systems, In	Computer Software	784,341.52
United States of America		Cisco Systems, In	Computer Software	97,289.20
United States of America		Cisco Systems, In	Computer Software	60,000.00
United States of America		EMC CORPORATION	Computer Software	42,025.00
United States of America		SOME'S UNIFORMS,	Uniform Linen and Related	44,509.50
United States of America		SOMES WORLD- WIDE	Uniform Linen and Related	65,943.50
United States of America		United Nations Of	Vehicles	62,778.57
United States of America		URSANAV INC	Computer Software	61,786.00
United States of America		VMware, Inc.	Computer Software	31,715.75
<b>UNESCO</b>				
Brazil		Madeiraira Herval Ltda.	Processing units for IT and accessories and parts thereof	47,545.23
Denmark		DANOFFICE	Transmitting and communicating equipment for EDP, e.g., m	53,789.61
France		ANTALIS	Pulp, paper and paperboard	56,141.77
France		ANTEMETA	Super computers	65,059.70
France		AUDICARE FRANCE	SECURITY AND SAFETY EQUIPMENT	35,961.85
France		COPROVA SAS	TOBACCO PRODUCTS	58,665.11
France		INSIGHT	Software licenses	174,246.70
France		LA WASH	ELECTRICAL EQUIPMENT, OTHER AND PARTS THEREOF	32,466.25
France		OECD	PC software, general	32,164.08
France		SCC	PROCESSING UNITS FOR IT AND ACCESSORIES AND PARTS THEREOF	572,096.66
France		SECODI	Engines and motors, hydraulic and pneumatic power	34,604.90
France		SILICOMP OBIANE	PROCESSING UNITS FOR IT AND ACCESSORIES AND PARTS THEREOF	32,563.51
France		TOTAL RAFFINAGE MARKETING	Motor spirit (gasoline), including aviation spirit	164,297.20
Germany		WILHELM GAFERS GmbH	TOBACCO PRODUCTS	336,163.45
Guinea		Ets Elhadj Boubacar Diallo & Freres	Transmitting and communicating equipment for EDP, e.g., m	88,560.00
Iraq		Al Mowasalah General Trade and	Furniture, special purpose	44,968.00
Iraq		Al Yacht General Trade Company Ltd	Air conditioning, cold chain and refrigerating equipment	58,610.00
Iraq		Al Yacht General Trade Company Ltd	ELECTRIC MOTORS, GENERATORS AND TRANSFORMERS, AND PARTS T	52,065.00
Iraq		ALAJEMA for General Contracting Co	FURNITURE	45,240.00
Italy		CILEA - Consorzio Interuniversitari	Newspapers, journals and periodicals	197,367.89
Italy		CILEA - Consorzio Interuniversitari	Newspapers, journals and periodicals	169,870.11
Italy		E4 Computer Engineering S.p.A.	Computers, laptop/notebook	64,472.28



## Major purchase orders by UN organization

AGENCY			PO Value
Location of Supplier	Name of Supplier	Description of Goods	USD
Italy	E4 Computer Engineering S.p.A.	Computers, laptop/notebook	53,696.56
<b>UNESCO continued</b>			
Italy	E4 Computer Engineering S.p.A.	Super computers	33,860.52
Italy	inForma S.a.s.	FURNITURE	31,522.10
Italy	Nuova I.M.E.I.	SECURITY AND SAFETY EQUIPMENT	31,804.20
Italy	RC GROUP S.p.A.	Air conditioning, cold chain and refrigerating equipment	31,609.94
Italy	Sinergy S.p.A.	STORAGE UNITS AND STORAGE MEDIA FOR EDP	127,489.92
Italy	Spring Firm S.r.l.	Equipment and accessories for connecting EDP equipment in	33,967.10
Italy	Tecnica & Rilievi S.n.c.	LABORATORY EQUIPMENT	58,441.52
Italy	Tecno Delta S.a.s.	STORAGE UNITS AND STORAGE MEDIA FOR EDP	30,039.63
Japan	TOYOTA MOTOR CORPORATION	MOTOR VEHICLES AND PARTS AND ACCESSORIES THEREOF	64,123.56
Japan	TOYOTA MOTOR CORPORATION	MOTOR VEHICLES AND PARTS AND ACCESSORIES THEREOF	41,802.98
Jordan	JADARA for Integrated Engineering	Cameras, television, radio equipment	339,600.00
Jordan	Protechnique Ltd	Photocopying machines	215,220.00
Mongolia	DDISHTV LLC	Television broadcast systems solutions	40,000.00
Netherlands	DIPLOMATIC SUPPLY EUROPE B.V.	TOBACCO PRODUCTS	139,872.82
Netherlands	DIPLOMATIC SUPPLY EUROPE B.V.	TOBACCO PRODUCTS	107,562.22
Netherlands	Elsevier	Newspapers, journals and periodicals	147,594.81
Netherlands	IEA INTERNATIONAL ASSOCIATION FOR T	Newspapers, journals and periodicals	32,467.50
Netherlands	IEA INTERNATIONAL ASSOCIATION FOR T	Software applications, special purpose	38,901.00
Netherlands	TRIPLE AUDIO BV	AUDIO VISUAL EQUIPMENT	103,901.16
Senegal	CONVERGENCE AVT	EDP EQUIPMENT/MACHINERY, OTHER, AND PARTS THEREOF	34,147.75
Senegal	ELECTRONIC CORP SARL	EDP EQUIPMENT/MACHINERY, OTHER, AND PARTS THEREOF	46,642.05
Turkey	POLINAR PLASTIK MAKINE VE KALIP SAN	LABORATORY EQUIPMENT	89,650.00
United Kingdom	OTT HYDROMETRY LTD	Measuring, checking and testing instruments and appliances	138,242.00
United Kingdom	OTT HYDROMETRY LTD	Measuring, checking and testing instruments and appliances	69,121.00
United Kingdom (Gibraltar)	ARMoured PROJECT VEHICLES	MOTOR VEHICLES AND PARTS AND ACCESSORIES THEREOF	94,795.27
United States of America	BLOOMBERG FINANCE LP	Software licenses	99,300.00
United States of America	UNITED NATIONS	Newspapers, journals and periodicals	36,896.73
<b>UNFPA</b>			
Afghanistan	Other UN Agencies/ Multiples Countries	Office premises rent	160,170.41
Afghanistan	Other UN Agencies/ Multiples Countries	Office premises rent	74,977.51
Algeria	HOTEL LE MAJESTIC ANNABA	Rent of occasional venues	46,512.92
Angola	ORGANIZACOES ORTEMA LDA	Construction	36,239.00
Angola	SISTEC S A	UPS	48,579.28
Australia	CODAN LIMITED	Acquisition of Communic Equip	105,840.32
Austria	AMEX EXPORT-IMPORT GMBH	Medical Kits	43,968.00
Azerbaijan	DALGA PLAZA LTD	Office premises rent	85,605.20
Bangladesh	SHARF MAQDUM EMDAD	Office premises rent	49,815.50
Bangladesh	TECH VALLEY SOLUTIONS LIMITED	Air Conditioners	40,779.83
Belgium	PFIZER ENTERPRISES SARL	Injectable Contraceptives	211,200.00
Belgium	SASMAR LIMITED	Lubricants	36,148.26
Benin	PSI	Publications and books	30,446.26
Bolivia (Plurinational State of)	RAUL ALEJANDRO ESTRADA GARVIA	Office premises rent	42,365.64
Burkina Faso	CAMEG	Reproductive Health Kits	50,056.35
Burkina Faso	GPS (GLOBAL PHARMACEUTICAL SOLUTIONS)	Sampling/Testing medical equip	49,995.74
Cameroon	CAMTEL	Connectivity Charges	30,898.44
Cameroon	IFORD	Publications and books	31,499.38
Cameroon	OBOLO GEORGES	Office premises rent	71,928.80
Chad	CERVEAU BOUTIQUE	Motorcycle	44,194.40
Chad	Groupe Brahim Doudou Investissements	Rent of occasional venues	50,350.20
Chad	Groupe Brahim Doudou Investissements	Warehouse purchase	47,723.22
China	Beijing Nuo Ran De Li Tech&Trading	Office Supplies	76,653.60
China	GUILIN ZIZHU LATEX CO LTD	Art work & Packaging RH Comm	254,908.60
China	GUILIN ZIZHU LATEX CO LTD	Condoms	92,361.33
China	PEAK INTERNATIONAL TRADE (TIANJIN)CO LTD	Anaesthesia & Resus. Equip	76,567.00
China	PEAK INTERNATIONAL TRADE (TIANJIN)CO LTD	Medical & Surgical Instruments	390,400.00
China	PEAK INTERNATIONAL TRADE (TIANJIN)CO LTD	Medical & Surgical Instruments	119,804.88
China	PEAK INTERNATIONAL TRADE (TIANJIN)CO LTD	Medical & Surgical Instruments	77,055.60
China	PEAK INTERNATIONAL TRADE (TIANJIN)CO LTD	Medical Electrical Equipment	61,240.00
China	PEAK INTERNATIONAL TRADE (TIANJIN)CO LTD	Medical Electrical Equipment	60,200.00
China	PEAK INTERNATIONAL TRADE (TIANJIN)CO LTD	Reproductive Health Kits	303,638.90
China	PEAK INTERNATIONAL TRADE (TIANJIN)CO LTD	Reproductive Health Kits	37,827.00
China	QINGDAO DOUBLE BUTTERFLY GROUP CO. LTD	Art work & Packaging RH Comm	272,285.00
China	QINGDAO DOUBLE BUTTERFLY GROUP CO. LTD	Art work & Packaging RH Comm	263,437.50
China	QINGDAO DOUBLE BUTTERFLY GROUP CO. LTD	Art work & Packaging RH Comm	68,287.04
China	QINGDAO DOUBLE BUTTERFLY GROUP CO. LTD	Condoms	1,930,400.00
China	QINGDAO DOUBLE BUTTERFLY GROUP CO. LTD	Condoms	966,250.00
China	QINGDAO DOUBLE BUTTERFLY GROUP CO. LTD	Condoms	966,250.00
China	QINGDAO DOUBLE BUTTERFLY GROUP CO. LTD	Condoms	583,650.00
China	QINGDAO DOUBLE BUTTERFLY GROUP CO. LTD	Condoms	583,650.00
China	QINGDAO DOUBLE BUTTERFLY GROUP CO. LTD	Condoms	546,296.40
China	QINGDAO DOUBLE BUTTERFLY GROUP CO. LTD	Condoms	389,100.00
China	QINGDAO DOUBLE BUTTERFLY GROUP CO. LTD	Condoms	109,195.32
China	QINGDAO DOUBLE BUTTERFLY GROUP CO. LTD	Condoms	31,044.87
China	SHANGHAI KOYO-ANP I & E CO LTD	Reproductive Health Kits	97,545.00
China	SHANGHAI KOYO-ANP I & E CO LTD	Reproductive Health Kits	67,781.20
China	SHANGHAI KOYO-ANP I & E CO LTD	Reproductive Health Kits	61,858.00
China	SHANGHAI KOYO-ANP I & E CO LTD	Reproductive Health Kits	48,735.00
China	SHANGHAI KOYO-ANP I & E CO LTD	Reproductive Health Kits	48,535.00
China	SHENZHEN MINDRAY BIO-MEDICAL ELECTRONICS	Hospital Equipment & Furniture	35,500.00
China	TIANJIN HUMAN-CARE LATEX CORPORATION	Condoms	1,310,930.00
China	TIANJIN HUMAN-CARE LATEX CORPORATION	Condoms	583,500.00
China	TIANJIN HUMAN-CARE LATEX CORPORATION	Condoms	583,500.00
China	TIANJIN HUMAN-CARE LATEX CORPORATION	Condoms	389,000.00
China	TIANJIN HUMAN-CARE LATEX CORPORATION	Condoms	389,000.00
China	TIANJIN HUMAN-CARE LATEX CORPORATION	Condoms	297,180.00
China	TIANJIN HUMAN-CARE LATEX CORPORATION	Condoms	214,920.00
China	TIANJIN HUMAN-CARE LATEX CORPORATION	Condoms	121,485.00
China	TIANJIN HUMAN-CARE LATEX CORPORATION	Condoms	91,650.00
China	TIANJIN HUMAN-CARE LATEX CORPORATION	Condoms	58,979.70
China	ZHEJIANG MEDICINES&HEALTH PRODUCTS	Other Pharmaceuticals	132,388.00
Colombia	DELL MARKETING L.P.	Desktops	39,294.03
Colombia	DELL MARKETING L.P.	Desktops	36,969.75
Colombia	DELL MARKETING L.P.	Servers	110,000.00
Colombia	DELL MARKETING L.P.	Servers	57,221.78
Colombia	DELL MARKETING L.P.	Servers	30,506.22
Colombia	PNUD	Office premises rent	100,000.00
Colombia	PNUD	Office premises rent	32,476.99
Congo	The Sandton Indaba PTY LTD	Rent of occasional venues	82,331.80
Cote d'Ivoire	ADU	Transportation equipment Other	45,536.70
Cote d'Ivoire	AIR LIQUIDE SIVOA	Other Pharmaceuticals	46,849.68
Cote d'Ivoire	CARREFOUR-CI	Office Supplies	44,249.80
Democratic Republic of the Congo	BANGOLO CAMILLE	Medical Supplies	48,000.00
Democratic Republic of the Congo	BANGOLO CAMILLE	Medical Supplies	48,000.00
Democratic Republic of the Congo	BANGOLO CAMILLE	Medical&Surgical Instruments	46,800.00
Democratic Republic of the Congo	BANGOLO CAMILLE	Reproductive Health Kits	49,725.00
Democratic Republic of the Congo	BATEC S P R L	Renovation and alteration	43,253.20
Democratic Republic of the Congo	BRAVO BETON	Office Supplies	31,945.00
Democratic Republic of the Congo	ESSOR EQUIPEMENTS	Med. Diagnostic Equip&Supplies	37,759.00
Democratic Republic of the Congo	GLOBAL SUPPORT SYSTEM	Security Comm Equipment	34,440.00
Democratic Republic of the Congo	PRINTING HOUSE	Publications and books	30,595.00
Democratic Republic of the Congo	PRODIMPEX s.a.r.l	Office Supplies	35,000.00
Denmark	A/S BALTIC CONTROL LTD AARHUS	Sampling/inspection of condoms	55,774.00

## Major purchase orders by UN organization

AGENCY			PO Value
Location of Supplier	Name of Supplier	Description of Goods	USD
Denmark	A/S BALTIC CONTROL LTD AARHUS	Sampling/inspection of condoms	42,665.00
<b>UNFPA continued</b>			
Denmark	A/S BALTIC CONTROL LTD AARHUS	Testing of condoms	45,430.00
Denmark	ADVIZING IT LTD	Audio-visual Equipment	43,277.00
Denmark	ADVIZING IT LTD	Desktops	90,900.00
Denmark	ADVIZING IT LTD	Desktops	69,966.50
Denmark	ADVIZING IT LTD	Desktops	58,238.00
Denmark	ADVIZING IT LTD	Desktops	52,565.50
Denmark	ADVIZING IT LTD	Laptops	71,457.00
Denmark	ADVIZING IT LTD	Laptops	64,685.92
Denmark	ADVIZING IT LTD	Laptops	54,107.00
Denmark	ADVIZING IT LTD	Laptops	43,540.00
Denmark	ADVIZING IT LTD	Other Equipment electrical	32,390.00
Denmark	ADVIZING IT LTD	Projectors	30,528.00
Denmark	COMM2IG	Audio-visual Equipment	45,000.00
Denmark	DAN:Office	Desktops	32,734.10
Denmark	DAN:Office	IT Supplies	47,392.00
Denmark	DAN:OFFICE	Office Supplies	49,774.00
Denmark	DAN:OFFICE	Servers	38,358.00
Denmark	DAN:Office	Software/Computer Applications	30,735.00
Denmark	DANOFFICE TRADING	Desktops	57,592.00
Denmark	DANOFFICE TRADING	Desktops	53,035.00
Denmark	DANOFFICE TRADING	Desktops	38,740.00
Denmark	DANOFFICE TRADING	IT Supplies	43,632.00
Denmark	DANOFFICE TRADING	Laptops	49,385.00
Denmark	DANOFFICE TRADING	Laptops	48,827.00
Denmark	DANOFFICE TRADING	Software/Computer Applications	150,455.00
Denmark	DANOFFICE TRADING	Supplies Electronic Media	98,113.00
Denmark	KJAER & KJAER WORLDWIDE A/S	Programme vehicle	70,706.49
Denmark	KUEHNE AND NAGEL INC	Reproductive Health Kits	109,000.00
Denmark	PETER JUSTESEN COMPANY A/S	Office Furniture	44,117.65
Denmark	UNICEF/ Multiple Countries	Medical & Surgical Instruments	35,847.31
Denmark	UNICEF/ Multiple Countries	Medical Electrical Equipment	135,848.65
Denmark	UNICEF/ Multiple Countries	Medical Electrical Equipment	78,325.00
Denmark	UNICEF/ Multiple Countries	Medical Electrical Equipment	54,600.62
Denmark	UNICEF/ Multiple Countries	Medical Electrical Equipment	35,937.00
Denmark	UNICEF/ Multiple Countries	Medical Supplies	693,243.00
Denmark	UNICEF/ Multiple Countries	Other Pharmaceuticals	34,900.00
Denmark	UNOPS	Bus	59,075.90
Denmark	UNOPS	Bus	46,202.46
Denmark	UNOPS	Construction	1,699,531.00
Denmark	UNOPS	Hospital Equipment & Furniture	54,375.00
Denmark	UNOPS	Motorcycle	354,518.79
Denmark	UNOPS	Motorcycle	211,035.55
Denmark	UNOPS	Motorcycle	66,997.51
Denmark	UNOPS	Motorcycle	34,697.91
Denmark	UNOPS	Programme vehicle	808,924.70
Denmark	UNOPS	Programme vehicle	388,211.92
Denmark	UNOPS	Programme vehicle	277,594.06
Denmark	UNOPS	Programme vehicle	237,778.00
Denmark	UNOPS	Programme vehicle	226,336.26
Denmark	UNOPS	Programme vehicle	177,654.02
Denmark	UNOPS	Programme vehicle	153,287.66
Denmark	UNOPS	Programme vehicle	151,723.56
Denmark	UNOPS	Programme vehicle	122,627.18
Denmark	UNOPS	Programme vehicle	102,231.34
Denmark	UNOPS	Programme vehicle	88,780.08
Denmark	UNOPS	Programme vehicle	74,033.92
Denmark	UNOPS	Programme vehicle	71,292.49
Denmark	UNOPS	Programme vehicle	64,655.97
Denmark	UNOPS	Programme vehicle	64,220.96
Denmark	UNOPS	Programme vehicle	60,516.96
Denmark	UNOPS	Programme vehicle	53,023.50
Denmark	UNOPS	Programme vehicle	51,830.73
Denmark	UNOPS	Programme vehicle	49,348.44
Denmark	UNOPS	Programme vehicle	48,937.85
Denmark	UNOPS	Programme vehicle	48,786.19
Denmark	UNOPS	Programme vehicle	48,625.20
Denmark	UNOPS	Programme vehicle	48,478.42
Denmark	UNOPS	Programme vehicle	44,776.34
Denmark	UNOPS	Programme vehicle	42,828.03
Denmark	UNOPS	Programme vehicle	42,285.66
Denmark	UNOPS	Programme vehicle	39,913.76
Denmark	UNOPS	Programme vehicle	35,530.80
Denmark	UNOPS	Programme vehicle	35,288.49
Denmark	UNOPS	Programme vehicle	35,232.78
Denmark	UNOPS	Programme vehicle	32,044.25
Denmark	UNOPS	Representational Vehicle	40,498.02
Denmark	UNOPS	Representational Vehicle	35,337.79
Denmark	UNOPS	Representational Vehicle	33,024.35
Denmark	UNOPS	Sampling/Testing medical equip	45,993.37
Denmark	UNOPS	Sampling/Testing medical equip	32,461.76
Denmark	UNOPS	Security Vehicle/Armored	301,290.45
Denmark	UNOPS	Security Vehicle/Armored	298,407.20
Denmark	UNOPS	Security Vehicle/Armored	154,310.00
Denmark	UNOPS	Security Vehicle/Armored	148,500.00
Denmark	UNOPS	Security Vehicle/Armored	147,139.20
Denmark	UNOPS	Transportation equipment Other	269,644.06
Denmark	UNOPS	Transportation equipment Other	159,604.06
Denmark	UNOPS	Transportation equipment Other	119,528.27
Denmark	UNOPS	Transportation equipment Other	89,673.74
Denmark	UNOPS	Transportation equipment Other	86,676.29
Denmark	UNOPS	Transportation equipment Other	79,597.67
Denmark	UNOPS	Transportation equipment Other	47,433.36
Denmark	UNOPS	Transportation equipment Other	42,117.92
Ecuador	BAYER S A	Art work & Packaging RH Comm	597,706.14
Ecuador	PNUD	Land Telephone Charges	30,388.35
Egypt	PROFESSIONAL	Servers	36,128.68
Egypt	RICHMOND GROUP EGYPT	Security and Safety Goods	74,979.32
Egypt	SAMEHA MOUSTAFA ELZAYAT	Office premises rent	59,580.81
Egypt	SAMEHA MOUSTAFA ELZAYAT	Office premises rent	59,580.80
Egypt	SAMEHA MOUSTAFA ELZAYAT	Office premises rent	38,250.88
Egypt	SAMEHA MOUSTAFA ELZAYAT	Office premises rent	35,748.49
El Salvador	PROGRAMA DE LAS NACIONES UNIDAS PARA EL	Office premises rent	71,709.38
El Salvador	PROGRAMA DE LAS NACIONES UNIDAS PARA EL	Office premises rent	71,709.38
El Salvador	PROGRAMA DE LAS NACIONES UNIDAS PARA EL	Office premises rent	37,652.28
El Salvador	VASMAR S A DE C V	Office Supplies	44,500.00
Ethiopia	AMESTEL FAST FOOD AND VEGETABLE	Reproductive Health Kits	43,657.87
Ethiopia	AMESTEL FAST FOOD AND VEGETABLE	Reproductive Health Kits	38,150.70
Ethiopia	SHAMA PLC	Publications and books	44,809.59
Ethiopia	SIYONAT HOTEL	Rent of occasional venues	64,733.20
Fiji	Kadavu Holdings Limited	Office premises rent	93,870.90
Finland	BAYER SCHERING PHARMA OY	Art work & Packaging RH Comm	180,000.00
Finland	BAYER SCHERING PHARMA OY	Subdermal Implants	2,745,000.00

## Major purchase orders by UN organization

AGENCY			PO Value
Location of Supplier	Name of Supplier	Description of Goods	USD
Finland	BAYER SCHERING PHARMA OY	Subdermal Implants	2,160,000.00
<b>UNFPA continued</b>			
Finland	BAYER SCHERING PHARMA OY	Subdermal Implants	1,800,000.00
Finland	BAYER SCHERING PHARMA OY	Subdermal Implants	1,395,000.00
Finland	BAYER SCHERING PHARMA OY	Subdermal Implants	1,310,400.00
Finland	BAYER SCHERING PHARMA OY	Subdermal Implants	1,260,000.00
Finland	BAYER SCHERING PHARMA OY	Subdermal Implants	1,206,000.00
Finland	BAYER SCHERING PHARMA OY	Subdermal Implants	900,000.00
Finland	BAYER SCHERING PHARMA OY	Subdermal Implants	900,000.00
Finland	BAYER SCHERING PHARMA OY	Subdermal Implants	760,000.00
Finland	BAYER SCHERING PHARMA OY	Subdermal Implants	540,000.00
Finland	BAYER SCHERING PHARMA OY	Subdermal Implants	504,000.00
Finland	BAYER SCHERING PHARMA OY	Subdermal Implants	494,000.00
Finland	BAYER SCHERING PHARMA OY	Subdermal Implants	450,000.00
Finland	BAYER SCHERING PHARMA OY	Subdermal Implants	450,000.00
Finland	BAYER SCHERING PHARMA OY	Subdermal Implants	450,000.00
Finland	BAYER SCHERING PHARMA OY	Subdermal Implants	360,000.00
Finland	BAYER SCHERING PHARMA OY	Subdermal Implants	360,000.00
Finland	BAYER SCHERING PHARMA OY	Subdermal Implants	342,000.00
Finland	BAYER SCHERING PHARMA OY	Subdermal Implants	342,000.00
Finland	BAYER SCHERING PHARMA OY	Subdermal Implants	285,000.00
Finland	BAYER SCHERING PHARMA OY	Subdermal Implants	270,000.00
Finland	BAYER SCHERING PHARMA OY	Subdermal Implants	258,400.00
Finland	BAYER SCHERING PHARMA OY	Subdermal Implants	216,000.00
Finland	BAYER SCHERING PHARMA OY	Subdermal Implants	180,000.00
Finland	BAYER SCHERING PHARMA OY	Subdermal Implants	180,000.00
Finland	BAYER SCHERING PHARMA OY	Subdermal Implants	180,000.00
Finland	BAYER SCHERING PHARMA OY	Subdermal Implants	180,000.00
Finland	BAYER SCHERING PHARMA OY	Subdermal Implants	180,000.00
Finland	BAYER SCHERING PHARMA OY	Subdermal Implants	176,400.00
Finland	BAYER SCHERING PHARMA OY	Subdermal Implants	172,800.00
Finland	BAYER SCHERING PHARMA OY	Subdermal Implants	165,600.00
Finland	BAYER SCHERING PHARMA OY	Subdermal Implants	162,000.00
Finland	BAYER SCHERING PHARMA OY	Subdermal Implants	144,000.00
Finland	BAYER SCHERING PHARMA OY	Subdermal Implants	144,000.00
Finland	BAYER SCHERING PHARMA OY	Subdermal Implants	133,785.00
Finland	BAYER SCHERING PHARMA OY	Subdermal Implants	133,200.00
Finland	BAYER SCHERING PHARMA OY	Subdermal Implants	126,000.00
Finland	BAYER SCHERING PHARMA OY	Subdermal Implants	126,000.00
Finland	BAYER SCHERING PHARMA OY	Subdermal Implants	108,000.00
Finland	BAYER SCHERING PHARMA OY	Subdermal Implants	108,000.00
Finland	BAYER SCHERING PHARMA OY	Subdermal Implants	108,000.00
Finland	BAYER SCHERING PHARMA OY	Subdermal Implants	95,000.00
Finland	BAYER SCHERING PHARMA OY	Subdermal Implants	94,609.40
Finland	BAYER SCHERING PHARMA OY	Subdermal Implants	90,000.00
Finland	BAYER SCHERING PHARMA OY	Subdermal Implants	90,000.00
Finland	BAYER SCHERING PHARMA OY	Subdermal Implants	90,000.00
Finland	BAYER SCHERING PHARMA OY	Subdermal Implants	90,000.00
Finland	BAYER SCHERING PHARMA OY	Subdermal Implants	88,200.00
Finland	BAYER SCHERING PHARMA OY	Subdermal Implants	86,400.00
Finland	BAYER SCHERING PHARMA OY	Subdermal Implants	72,000.00
Finland	BAYER SCHERING PHARMA OY	Subdermal Implants	72,000.00
Finland	BAYER SCHERING PHARMA OY	Subdermal Implants	66,600.00
Finland	BAYER SCHERING PHARMA OY	Subdermal Implants	64,800.00
Finland	BAYER SCHERING PHARMA OY	Subdermal Implants	64,800.00
Finland	BAYER SCHERING PHARMA OY	Subdermal Implants	54,000.00
Finland	BAYER SCHERING PHARMA OY	Subdermal Implants	54,000.00
Finland	BAYER SCHERING PHARMA OY	Subdermal Implants	54,000.00
Finland	BAYER SCHERING PHARMA OY	Subdermal Implants	54,000.00
Finland	BAYER SCHERING PHARMA OY	Subdermal Implants	36,000.00
Finland	BAYER SCHERING PHARMA OY	Subdermal Implants	36,000.00
Finland	Naps System OY	Other Equipment electrical	39,274.53
France	IEC TELECOM GROUP	Security Comm Equipment	59,570.00
France	LABORATOIRE HRA PHARMA	Emergency Contraceptive	31,500.00
Germany	AUDI AG	Representational Vehicle	34,328.58
Germany	BAYER SCHERING PHARMA AG	Combined Low Dose OC Pills	2,276,812.80
Germany	BAYER SCHERING PHARMA AG	Combined Low Dose OC Pills	1,511,209.60
Germany	BAYER SCHERING PHARMA AG	Combined Low Dose OC Pills	447,930.00
Germany	BAYER SCHERING PHARMA AG	Combined Low Dose OC Pills	396,844.56
Germany	BAYER SCHERING PHARMA AG	Combined Low Dose OC Pills	353,808.00
Germany	BAYER SCHERING PHARMA AG	Combined Low Dose OC Pills	286,675.20
Germany	BAYER SCHERING PHARMA AG	Combined Low Dose OC Pills	243,878.40
Germany	BAYER SCHERING PHARMA AG	Combined Low Dose OC Pills	230,040.00
Germany	BAYER SCHERING PHARMA AG	Combined Low Dose OC Pills	193,340.28
Germany	BAYER SCHERING PHARMA AG	Combined Low Dose OC Pills	142,800.00
Germany	BAYER SCHERING PHARMA AG	Combined Low Dose OC Pills	122,376.24
Germany	BAYER SCHERING PHARMA AG	Combined Low Dose OC Pills	110,029.73
Germany	BAYER SCHERING PHARMA AG	Combined Low Dose OC Pills	96,784.00
Germany	BAYER SCHERING PHARMA AG	Combined Low Dose OC Pills	92,534.40
Germany	BAYER SCHERING PHARMA AG	Combined Low Dose OC Pills	86,688.00
Germany	BAYER SCHERING PHARMA AG	Combined Low Dose OC Pills	57,024.00
Germany	BAYER SCHERING PHARMA AG	Combined Low Dose OC Pills	49,280.28
Germany	BAYER SCHERING PHARMA AG	Combined Low Dose OC Pills	47,519.46
Germany	BAYER SCHERING PHARMA AG	Combined Low Dose OC Pills	41,999.16
Germany	BAYER SCHERING PHARMA AG	Combined Low Dose OC Pills	38,919.72
Germany	BAYER SCHERING PHARMA AG	Injectable Contraceptives	1,668,000.00
Germany	BAYER SCHERING PHARMA AG	Injectable Contraceptives	1,120,340.00
Germany	BAYER SCHERING PHARMA AG	Injectable Contraceptives	897,050.00
Germany	BAYER SCHERING PHARMA AG	Injectable Contraceptives	806,000.00
Germany	BAYER SCHERING PHARMA AG	Injectable Contraceptives	499,320.00
Germany	BAYER SCHERING PHARMA AG	Injectable Contraceptives	408,000.00
Germany	BAYER SCHERING PHARMA AG	Injectable Contraceptives	369,410.00
Germany	BAYER SCHERING PHARMA AG	Injectable Contraceptives	278,936.00
Germany	BAYER SCHERING PHARMA AG	Injectable Contraceptives	278,000.00
Germany	BAYER SCHERING PHARMA AG	Injectable Contraceptives	267,881.20
Germany	BAYER SCHERING PHARMA AG	Injectable Contraceptives	267,436.00
Germany	BAYER SCHERING PHARMA AG	Injectable Contraceptives	211,640.00
Germany	BAYER SCHERING PHARMA AG	Injectable Contraceptives	144,245.00
Germany	BAYER SCHERING PHARMA AG	Injectable Contraceptives	133,298.00
Germany	BAYER SCHERING PHARMA AG	Injectable Contraceptives	128,575.00
Germany	BAYER SCHERING PHARMA AG	Injectable Contraceptives	115,988.40
Germany	BAYER SCHERING PHARMA AG	Injectable Contraceptives	112,536.00
Germany	BAYER SCHERING PHARMA AG	Injectable Contraceptives	100,130.00
Germany	BAYER SCHERING PHARMA AG	Injectable Contraceptives	93,795.00
Germany	BAYER SCHERING PHARMA AG	Injectable Contraceptives	88,400.00
Germany	BAYER SCHERING PHARMA AG	Injectable Contraceptives	81,304.05
Germany	BAYER SCHERING PHARMA AG	Injectable Contraceptives	78,372.00
Germany	BAYER SCHERING PHARMA AG	Injectable Contraceptives	65,615.12
Germany	BAYER SCHERING PHARMA AG	Injectable Contraceptives	62,550.00
Germany	BAYER SCHERING PHARMA AG	Injectable Contraceptives	60,590.00
Germany	BAYER SCHERING PHARMA AG	Injectable Contraceptives	59,500.00

## Major purchase orders by UN organization

AGENCY			PO Value
Location of Supplier	Name of Supplier	Description of Goods	USD
Germany	BAYER SCHERING PHARMA AG	Injectable Contraceptives	57,000.00
<b>UNFPA continued</b>			
Germany	BAYER SCHERING PHARMA AG	Injectable Contraceptives	30,345.00
Germany	BAYER SCHERING PHARMA AG	Progestagen only Pills	797,068.80
Germany	BAYER SCHERING PHARMA AG	Progestagen only Pills	688,910.40
Germany	BAYER SCHERING PHARMA AG	Progestagen only Pills	600,192.00
Germany	BAYER SCHERING PHARMA AG	Progestagen only Pills	594,734.40
Germany	BAYER SCHERING PHARMA AG	Progestagen only Pills	394,499.43
Germany	BAYER SCHERING PHARMA AG	Progestagen only Pills	342,250.00
Germany	BAYER SCHERING PHARMA AG	Progestagen only Pills	274,800.00
Germany	BAYER SCHERING PHARMA AG	Progestagen only Pills	248,788.80
Germany	BAYER SCHERING PHARMA AG	Progestagen only Pills	144,000.27
Germany	BAYER SCHERING PHARMA AG	Progestagen only Pills	137,527.20
Germany	BAYER SCHERING PHARMA AG	Progestagen only Pills	126,472.41
Germany	BAYER SCHERING PHARMA AG	Progestagen only Pills	114,854.40
Germany	BAYER SCHERING PHARMA AG	Progestagen only Pills	80,596.80
Germany	BAYER SCHERING PHARMA AG	Progestagen only Pills	72,835.20
Germany	BAYER SCHERING PHARMA AG	Progestagen only Pills	66,744.00
Germany	BAYER SCHERING PHARMA AG	Progestagen only Pills	60,278.40
Germany	BAYER SCHERING PHARMA AG	Progestagen only Pills	32,373.00
Germany	F UNDTUTSCH GMBH	IT Supplies	49,348.80
Germany	FLEISCHHACKER GMBH AND CO. KG	Anaesthesia & Resus. Equip	123,760.00
Germany	FLEISCHHACKER GMBH AND CO. KG	Anaesthesia & Resus. Equip	80,525.35
Germany	FLEISCHHACKER GMBH AND CO. KG	Anatomical Models	124,794.00
Germany	FLEISCHHACKER GMBH AND CO. KG	Anatomical Models	119,323.39
Germany	FLEISCHHACKER GMBH AND CO. KG	Anatomical Models	105,483.37
Germany	FLEISCHHACKER GMBH AND CO. KG	Anatomical Models	103,552.75
Germany	FLEISCHHACKER GMBH AND CO. KG	Anatomical Models	85,277.98
Germany	FLEISCHHACKER GMBH AND CO. KG	Anatomical Models	82,945.52
Germany	FLEISCHHACKER GMBH AND CO. KG	Anatomical Models	63,557.13
Germany	FLEISCHHACKER GMBH AND CO. KG	Anatomical Models	53,479.40
Germany	FLEISCHHACKER GMBH AND CO. KG	Anatomical Models	42,896.90
Germany	FLEISCHHACKER GMBH AND CO. KG	Anatomical Models	34,020.50
Germany	FLEISCHHACKER GMBH AND CO. KG	Anatomical Models	30,534.92
Germany	FLEISCHHACKER GMBH AND CO. KG	Hospital Equipment & Furniture	39,662.29
Germany	FLEISCHHACKER GMBH AND CO. KG	Hospital Equipment & Furniture	30,852.69
Germany	FLEISCHHACKER GMBH AND CO. KG	Med. Diagnostic Equip&Supplies	400,713.61
Germany	FLEISCHHACKER GMBH AND CO. KG	Med. Diagnostic Equip&Supplies	363,363.50
Germany	FLEISCHHACKER GMBH AND CO. KG	Med. Diagnostic Equip&Supplies	99,534.61
Germany	FLEISCHHACKER GMBH AND CO. KG	Med. Diagnostic Equip&Supplies	98,669.39
Germany	FLEISCHHACKER GMBH AND CO. KG	Med. Diagnostic Equip&Supplies	53,327.09
Germany	FLEISCHHACKER GMBH AND CO. KG	Med. Diagnostic Equip&Supplies	46,641.00
Germany	FLEISCHHACKER GMBH AND CO. KG	Med. Diagnostic Equip&Supplies	46,588.86
Germany	FLEISCHHACKER GMBH AND CO. KG	Med. Diagnostic Equip&Supplies	43,886.70
Germany	FLEISCHHACKER GMBH AND CO. KG	Med. Diagnostic Equip&Supplies	36,707.00
Germany	FLEISCHHACKER GMBH AND CO. KG	Medical & Surgical Instruments	218,284.80
Germany	FLEISCHHACKER GMBH AND CO. KG	Medical Sterilization Equipmnt	407,205.00
Germany	FLEISCHHACKER GMBH AND CO. KG	Medical Sterilization Equipmnt	59,518.80
Germany	FLEISCHHACKER GMBH AND CO. KG	Medical Supplies	75,420.85
Germany	HELM AG	Injectable Contraceptives	4,838,400.00
Germany	HELM AG	Injectable Contraceptives	304,400.00
Germany	HELM AG	Injectable Contraceptives	63,070.00
Germany	MSS MANAGED SECURITY SERVICES GMBH	Maintenance/Licensing Software	51,840.00
Ghana	GOLDEN TULIP HOTEL	Rent of occasional venues	39,696.87
Ghana	GOLDEN TULIP HOTEL	Rent of occasional venues	36,254.98
Guatemala	UNDP/ Multiple Countries	Office premises rent	40,620.21
Guinea	PNUD	Office premises rent	80,904.98
Guinea	PNUD	Office premises rent	45,809.40
Haiti	ECEM	Other Equipment electrical	112,501.26
Haiti	PAN AMERICAN SANITARY BUREAU	Condoms	34,628.72
Haiti	YCF GROUP S A	Construction	41,787.50
India	CUPID LIMITED	Female Condoms	186,150.00
India	FAMY CARE LTD	Combined Low Dose OC Pills	78,750.00
India	INDUS MEDICARE LIMITED	Condoms	268,500.00
India	INDUS MEDICARE LIMITED	Condoms	179,000.00
India	INDUS MEDICARE LIMITED	Condoms	179,000.00
India	INDUS MEDICARE LIMITED	Condoms	173,988.00
India	PREGNA INTERNATIONAL LIMITED	Intra Uterine Device (IUD)	254,400.00
India	PREGNA INTERNATIONAL LIMITED	Intra Uterine Device (IUD)	78,540.00
India	PREGNA INTERNATIONAL LIMITED	Intra Uterine Device (IUD)	44,520.00
India	PREGNA INTERNATIONAL LIMITED	Intra Uterine Device (IUD)	42,880.00
India	SMB CORPORATION OF INDIA	Intra Uterine Device (IUD)	153,000.00
India	SMB CORPORATION OF INDIA	Intra Uterine Device (IUD)	104,255.56
India	SMB CORPORATION OF INDIA	Intra Uterine Device (IUD)	88,234.76
India	SMB CORPORATION OF INDIA	Intra Uterine Device (IUD)	68,000.00
India	SMB CORPORATION OF INDIA	Intra Uterine Device (IUD)	56,000.00
India	SURETEX PROPHYLACTICS INDIA LIMITED	Art work & Packaging RH Comm	56,528.60
India	SURETEX PROPHYLACTICS INDIA LIMITED	Condoms	824,040.00
India	SURETEX PROPHYLACTICS INDIA LIMITED	Condoms	268,740.00
India	SURETEX PROPHYLACTICS INDIA LIMITED	Condoms	187,560.00
India	SURETEX PROPHYLACTICS INDIA LIMITED	Condoms	141,300.00
India	SURETEX PROPHYLACTICS INDIA LIMITED	Condoms	86,400.00
India	SURETEX PROPHYLACTICS INDIA LIMITED	Condoms	53,100.00
India	SURETEX PROPHYLACTICS INDIA LIMITED	Condoms	42,291.00
India	Track Manufacturing Co. PVT. LTD	Medical Kits	41,400.00
Iran (Islamic Republic of)	TADAROK TAJHIZE PARS CO	Medical & Surgical Instruments	44,243.61
Israel	ORGENICS LTD.	Med. Diagnostic Equip&Supplies	144,000.00
Israel	ORGENICS LTD.	Med. Diagnostic Equip&Supplies	36,712.90
Israel	ORGENICS LTD.	Medical Kits	63,000.00
Italy	ERRECI SRL	Office Furniture	61,242.15
Italy	FAZZINI S.R.L.	Hospital Equipment & Furniture	455,865.45
Italy	FAZZINI S.R.L.	Hospital Equipment & Furniture	214,507.59
Italy	FAZZINI S.R.L.	Hospital Equipment & Furniture	98,192.00
Italy	FAZZINI S.R.L.	Hospital Equipment & Furniture	98,192.00
Italy	FAZZINI S.R.L.	Hospital Equipment & Furniture	98,013.28
Italy	FAZZINI S.R.L.	Hospital Equipment & Furniture	97,682.66
Italy	FAZZINI S.R.L.	Hospital Equipment & Furniture	86,442.16
Italy	FAZZINI S.R.L.	Hospital Equipment & Furniture	77,739.20
Italy	FAZZINI S.R.L.	Hospital Equipment & Furniture	74,834.00
Italy	FAZZINI S.R.L.	Hospital Equipment & Furniture	74,558.96
Italy	FAZZINI S.R.L.	Hospital Equipment & Furniture	64,923.00
Italy	FAZZINI S.R.L.	Hospital Equipment & Furniture	62,076.31
Italy	FAZZINI S.R.L.	Hospital Equipment & Furniture	56,976.60
Italy	FAZZINI S.R.L.	Hospital Equipment & Furniture	52,674.60
Italy	FAZZINI S.R.L.	Hospital Equipment & Furniture	49,096.00
Italy	FAZZINI S.R.L.	Hospital Equipment & Furniture	48,523.48
Italy	FAZZINI S.R.L.	Hospital Equipment & Furniture	43,928.00
Italy	FAZZINI S.R.L.	Hospital Equipment & Furniture	41,408.60
Italy	FAZZINI S.R.L.	Hospital Equipment & Furniture	41,343.60
Italy	FAZZINI S.R.L.	Hospital Equipment & Furniture	40,865.91
Italy	FAZZINI S.R.L.	Hospital Equipment & Furniture	36,757.40
Italy	FAZZINI S.R.L.	Hospital Equipment & Furniture	35,177.32
Italy	FAZZINI S.R.L.	Hospital Equipment & Furniture	34,205.70



## Major purchase orders by UN organization

AGENCY			PO Value
Location of Supplier	Name of Supplier	Description of Goods	USD
<b>UNFPA continued</b>			
Italy	FAZZINI S.R.L.	Hospital Equipment & Furniture	33,331.55
Italy	FAZZINI S.R.L.	Hospital Equipment & Furniture	32,732.60
Italy	FAZZINI S.R.L.	Hospital Equipment & Furniture	32,139.67
Italy	FAZZINI S.R.L.	Hospital Equipment & Furniture	30,325.59
Italy	INTERTEK TESTING SERVICES (ITALY) SRL	Laboratory Testing	51,049.00
Italy	INTERTEK TESTING SERVICES (ITALY) SRL	Sampling/inspection of condoms	84,150.00
Italy	INTERTEK TESTING SERVICES (ITALY) SRL	Testing of condoms	40,600.00
Italy	INTERTEK TESTING SERVICES (ITALY) SRL	Testing of condoms	35,880.00
Japan	Other UN Agencies/ Multiples Countries	Office premises rent	56,473.22
Japan	TOYOTA MOTOR CORPORATION	Programme vehicle	42,849.58
Jordan	FADI NABEEL ESTABLISHMENT FOR ALAMINIUM	Office Supplies	64,682.21
Kenya	Other UN Agencies/ Multiples Countries	Office premises rent	70,485.00
Kenya	Other UN Agencies/ Multiples Countries	Office premises rent	38,744.00
Kenya	Other UN Agencies/ Multiples Countries	Programme vehicle	296,925.00
Kenya	Other UN Agencies/ Multiples Countries	Security Vehicle/Armored	105,485.31
Lao People's Democratic Republic	TOYOTA LAOTHANI CO., LTD	Representational Vehicle	32,500.00
Lebanon	UNDP/ Multiple Countries	Office premises rent	40,495.55
Lebanon	UNDP/ Multiple Countries	Office premises rent	39,514.49
Lebanon	Wassel Azmeh	Office premises rent	72,352.00
Lebanon	Wassel Azmeh	Office premises rent	36,176.00
Liberia	HAMIDOU GNAN	Office premises rent	68,135.98
Libya	ABDENASSER ALARIAN	Office premises rent	38,095.25
Libya	PALM CITY LIMITED	Office premises rent	54,661.36
Madagascar	OCEAN TRADE	Truck	88,628.16
Madagascar	OCEAN TRADE	Truck	88,357.40
Madagascar	UNDP/ Multiple Countries	Office premises rent	104,185.00
Malawi	BROAD BAND COMMUNICATIONS	IT Supplies	37,884.35
Malawi	EVELYN INVESTMENTS COMPANY	Office premises rent	31,395.00
Malaysia	INNOLATEX SDN BHD	Condoms	1,282,650.00
Malaysia	INNOLATEX SDN BHD	Condoms	53,940.00
Malaysia	INNOLATEX SDN BHD	Condoms	45,457.50
Malaysia	INNOLATEX SDN BHD	Condoms	39,127.50
Malaysia	KAREX INDUSTRIES SDN BHD	Condoms	989,775.00
Malaysia	KAREX INDUSTRIES SDN BHD	Condoms	700,560.00
Malaysia	KAREX INDUSTRIES SDN BHD	Condoms	611,600.00
Malaysia	KAREX INDUSTRIES SDN BHD	Condoms	124,155.00
Malaysia	KAREX INDUSTRIES SDN BHD	Condoms	52,510.00
Malaysia	KAREX INDUSTRIES SDN BHD	Condoms	51,275.00
Mali	AS SERVICES	Medical Utensils	49,109.54
Mali	EBAT BTP	Security and Safety Goods	48,042.41
Mali	HAMOYE DEMBA	Antiseptics	43,971.59
Mali	IMPRIMERIE PAPETERIE TIEKORO	Publications and books	32,438.07
Mali	MANUTENTION AFRICAINE MALI	Generators	30,903.62
Mali	NOUHOUM SAMAKE	Antiseptics	33,339.12
Mali	NOVEDI MALI SARL	Laboratory Equipment	44,809.34
Mali	NYELENI SARL	Antiseptics	48,476.88
Mauritania	PNUD Mauritanie	Office premises rent	73,509.00
Mauritius	CATHAY PRINTING LIMITED	Publications and books	32,575.00
Mauritius	SUPPLYQUIP LTD	Other Equipment electrical	43,200.00
Mexico	KOCH OVERSEAS DE MEXICO SA	Rent of occasional venues	39,208.63
Mexico	PILAR GOMEZ ARELLANO	Office premises rent	74,250.00
Morocco	Auto Hall	Programme vehicle	35,105.65
Mozambique	ADMINISTRACAO DO PARQUE I MOB.DO ESTADO	Office premises rent	30,900.00
Mozambique	CHAUZO EMPREENDIMENTOS E SERVICOS	Publications and books	31,602.93
Mozambique	VEBA IMPORTACAO EXPORTACAO LDA	Office Supplies	45,287.96
Mozambique	VIBRACOES LDA	Reproductive Health Kits	52,723.87
Myanmar	OK MYANMAR	Air Conditioners	31,715.98
Nauru	ALTEL-TELECOMUNIC E SISTEMAS LDA	Audio-visual Equipment	62,262.10
Netherlands	IMRES	Anaesthetics	397,254.80
Netherlands	IMRES	Anaesthetics	207,614.25
Netherlands	IMRES	Anaesthetics	139,455.00
Netherlands	IMRES	Anaesthetics	78,789.73
Netherlands	IMRES	Anaesthetics	67,180.10
Netherlands	IMRES	Anaesthetics	60,699.25
Netherlands	IMRES	Anaesthetics	49,298.75
Netherlands	IMRES	Anaesthetics	38,300.00
Netherlands	IMRES	Analgesics	89,521.00
Netherlands	IMRES	Anti-Anaemia Medicines	44,550.00
Netherlands	IMRES	Antibacterials	902,690.10
Netherlands	IMRES	Antibacterials	852,329.30
Netherlands	IMRES	Antibacterials	79,576.50
Netherlands	IMRES	Antibacterials	64,554.00
Netherlands	IMRES	Antibacterials	59,867.60
Netherlands	IMRES	Antibacterials	50,460.00
Netherlands	IMRES	Antibacterials	45,484.95
Netherlands	IMRES	Antibacterials	44,678.50
Netherlands	IMRES	Antibacterials	44,125.00
Netherlands	IMRES	Antibacterials	38,578.05
Netherlands	IMRES	Antibacterials	34,695.00
Netherlands	IMRES	Antibacterials	31,234.45
Netherlands	IMRES	Anti-Inflammatory Medicines	222,285.00
Netherlands	IMRES	Anti-Inflammatory Medicines	50,314.00
Netherlands	IMRES	Anti-Inflammatory Medicines	34,267.00
Netherlands	IMRES	Diagnostic and Lab. Reagents	73,970.00
Netherlands	IMRES	Intravenous Solutions	92,538.70
Netherlands	IMRES	Med. Diagnostic Equip&Supplies	58,238.00
Netherlands	IMRES	Medical Kits	247,500.00
Netherlands	IMRES	Medical Kits	225,000.00
Netherlands	IMRES	Medical Kits	150,000.00
Netherlands	IMRES	Medical Kits	45,000.00
Netherlands	IMRES	Medical Kits	44,000.00
Netherlands	IMRES	Medical Kits	43,000.00
Netherlands	IMRES	Medical Kits	41,500.00
Netherlands	IMRES	Medical Supplies	63,200.00
Netherlands	IMRES	Medical Supplies	36,138.00
Netherlands	IMRES	Other Pharmaceuticals	43,124.97
Netherlands	IMRES	Other Pharmaceuticals	34,560.00
Netherlands	IMRES	Oxytocics and Anti-oxytocics	774,050.00
Netherlands	IMRES	Oxytocics and Anti-oxytocics	311,760.00
Netherlands	IMRES	Oxytocics and Anti-oxytocics	100,000.00
Netherlands	IMRES	Oxytocics and Anti-oxytocics	30,200.00
Netherlands	IMRES	Reproductive Health Kits	1,237,911.00
Netherlands	IMRES	Reproductive Health Kits	1,132,298.90
Netherlands	IMRES	Reproductive Health Kits	461,338.80
Netherlands	IMRES	Reproductive Health Kits	313,229.88
Netherlands	IMRES	Reproductive Health Kits	246,000.00
Netherlands	IMRES	Reproductive Health Kits	86,624.00
Netherlands	IMRES	Reproductive Health Kits	71,138.00
Netherlands	IMRES	Reproductive Health Kits	67,837.50
Netherlands	IMRES	Reproductive Health Kits	56,125.00
Netherlands	IMRES	Reproductive Health Kits	55,902.00
Netherlands	IMRES	Reproductive Health Kits	51,500.00
Netherlands	IMRES	Reproductive Health Kits	43,528.00

## Major purchase orders by UN organization

AGENCY			PO Value
Location of Supplier	Name of Supplier	Description of Goods	USD
Netherlands	UNFPA continued		
Netherlands	IMRES	Reproductive Health Kits	37,583.70
Netherlands	MSD B V	Art work & Packaging RH Comm	1,124,720.00
Netherlands	MSD B V	Art work & Packaging RH Comm	216,480.00
Netherlands	MSD B V	Art work & Packaging RH Comm	47,336.96
Netherlands	MSD B V	Combined Low Dose OC Pills	553,253.40
Netherlands	MSD B V	Combined Low Dose OC Pills	315,892.00
Netherlands	MSD B V	Combined Low Dose OC Pills	154,389.32
Netherlands	MSD B V	Combined Low Dose OC Pills	30,200.84
Netherlands	MSD B V	Progestagen only Pills	2,186,084.75
Netherlands	MSD B V	Progestagen only Pills	529,498.63
Netherlands	MSD B V	Progestagen only Pills	402,675.00
Netherlands	MSD B V	Progestagen only Pills	197,288.45
Netherlands	MSD B V	Progestagen only Pills	185,985.00
Netherlands	MSD B V	Progestagen only Pills	142,201.65
Netherlands	MSD B V	Progestagen only Pills	126,700.00
Netherlands	MSD B V	Subdermal Implants	4,500,864.00
Netherlands	MSD B V	Subdermal Implants	2,441,088.00
Netherlands	MSD B V	Subdermal Implants	2,019,456.00
Netherlands	MSD B V	Subdermal Implants	1,733,760.00
Netherlands	MSD B V	Subdermal Implants	1,566,720.00
Netherlands	MSD B V	Subdermal Implants	1,260,288.00
Netherlands	MSD B V	Subdermal Implants	1,104,768.00
Netherlands	MSD B V	Subdermal Implants	955,008.00
Netherlands	MSD B V	Subdermal Implants	811,008.00
Netherlands	MSD B V	Subdermal Implants	720,000.00
Netherlands	MSD B V	Subdermal Implants	661,248.00
Netherlands	MSD B V	Subdermal Implants	639,528.79
Netherlands	MSD B V	Subdermal Implants	636,208.00
Netherlands	MSD B V	Subdermal Implants	594,528.00
Netherlands	MSD B V	Subdermal Implants	432,000.00
Netherlands	MSD B V	Subdermal Implants	419,400.00
Netherlands	MSD B V	Subdermal Implants	363,264.00
Netherlands	MSD B V	Subdermal Implants	270,720.00
Netherlands	MSD B V	Subdermal Implants	270,720.00
Netherlands	MSD B V	Subdermal Implants	229,248.00
Netherlands	MSD B V	Subdermal Implants	207,360.00
Netherlands	MSD B V	Subdermal Implants	180,864.00
Netherlands	MSD B V	Subdermal Implants	180,864.00
Netherlands	MSD B V	Subdermal Implants	165,000.00
Netherlands	MSD B V	Subdermal Implants	142,848.00
Netherlands	MSD B V	Subdermal Implants	139,392.00
Netherlands	MSD B V	Subdermal Implants	132,973.00
Netherlands	MSD B V	Subdermal Implants	115,200.00
Netherlands	MSD B V	Subdermal Implants	104,832.00
Netherlands	MSD B V	Subdermal Implants	99,072.00
Netherlands	MSD B V	Subdermal Implants	92,160.00
Netherlands	MSD B V	Subdermal Implants	91,008.00
Netherlands	MSD B V	Subdermal Implants	81,792.00
Netherlands	MSD B V	Subdermal Implants	59,685.04
Netherlands	MSD B V	Subdermal Implants	54,144.00
Netherlands	MSD B V	Subdermal Implants	54,144.00
Netherlands	MSD B V	Subdermal Implants	49,632.00
Netherlands	MSD B V	Subdermal Implants	49,536.00
Netherlands	MSD B V	Subdermal Implants	44,928.00
Netherlands	MSD B V	Subdermal Implants	36,864.00
Netherlands	MSD B V	Subdermal Implants	36,864.00
Netherlands	MSD B V	Subdermal Implants	35,712.00
Netherlands	THE MEDICAL EXPORT GROUP BV	Anaesthesia & Resus. Equip	50,530.97
Netherlands	THE MEDICAL EXPORT GROUP BV	Anaesthesia & Resus. Equip	41,499.65
Netherlands	THE MEDICAL EXPORT GROUP BV	Antibacterials	225,987.85
Netherlands	THE MEDICAL EXPORT GROUP BV	Antibacterials	80,862.83
Netherlands	THE MEDICAL EXPORT GROUP BV	Antibacterials	67,643.20
Netherlands	THE MEDICAL EXPORT GROUP BV	Antibacterials	63,984.29
Netherlands	THE MEDICAL EXPORT GROUP BV	Antibacterials	52,417.74
Netherlands	THE MEDICAL EXPORT GROUP BV	Antibacterials	47,077.66
Netherlands	THE MEDICAL EXPORT GROUP BV	Antibacterials	33,149.70
Netherlands	THE MEDICAL EXPORT GROUP BV	Antiprotozoal Medicines	59,447.92
Netherlands	THE MEDICAL EXPORT GROUP BV	Antiprotozoal Medicines	42,311.08
Netherlands	THE MEDICAL EXPORT GROUP BV	Intravenous Solutions	61,929.10
Netherlands	THE MEDICAL EXPORT GROUP BV	Med. Diagnostic Equip&Supplies	199,412.00
Netherlands	THE MEDICAL EXPORT GROUP BV	Med. Diagnostic Equip&Supplies	116,588.04
Netherlands	THE MEDICAL EXPORT GROUP BV	Med. Diagnostic Equip&Supplies	104,315.10
Netherlands	THE MEDICAL EXPORT GROUP BV	Med. Diagnostic Equip&Supplies	45,807.28
Netherlands	THE MEDICAL EXPORT GROUP BV	Med. Diagnostic Equip&Supplies	45,587.26
Netherlands	THE MEDICAL EXPORT GROUP BV	Med. Diagnostic Equip&Supplies	43,034.60
Netherlands	THE MEDICAL EXPORT GROUP BV	Med. Diagnostic Equip&Supplies	32,649.88
Netherlands	THE MEDICAL EXPORT GROUP BV	Medical & Surgical Instruments	97,090.56
Netherlands	THE MEDICAL EXPORT GROUP BV	Medical & Surgical Instruments	31,740.53
Netherlands	THE MEDICAL EXPORT GROUP BV	Medical Electrical Equipment	202,219.00
Netherlands	THE MEDICAL EXPORT GROUP BV	Medical Supplies	96,779.00
Netherlands	THE MEDICAL EXPORT GROUP BV	Medical Supplies	52,194.70
Netherlands	THE MEDICAL EXPORT GROUP BV	Medical Supplies	32,426.66
Netherlands Antilles	FARMAPLUS N V	Emergency Contraceptive	245,000.00
Nicaragua	RARPE MEDIHOSPITAL S.A.	Hospital Equipment & Furniture	44,846.36
Niger	Program. Nations U. pour le Développement	Office premises purchase	47,250.00
Pakistan	ALLIED ENGINEERING (PVT) LIMITED	Other Equipment electrical	49,685.16
Pakistan	ALLIED ENGINEERING (PVT) LIMITED	Other Equipment electrical	49,685.16
Pakistan	M/S NAFISA TRADERS	Office Supplies	171,670.44
Pakistan	SHACO-2 ENTERPRISES	Medical Kits	57,358.94
Pakistan	SHACO-2 ENTERPRISES	Medical Kits	57,358.94
Pakistan	TALIB BROTHERS ENGINEERING WORKS	Medical Kits	72,973.06
Pakistan	TALIB BROTHERS ENGINEERING WORKS	Medical Kits	72,089.55
Pakistan	TOURISM PROMOTION SERVICES	Office premises rent	240,719.00
Pakistan	TOURISM PROMOTION SERVICES	Office premises rent	223,914.16
Palestine (State of)	Al Nasher Advertising Agency	Publications and books	83,268.00
Palestine (State of)	LEMIX CO LTD	Medical&Surgical Instruments	132,400.00
Palestine (State of)	Medical Supplies & Services	Medical & Surgical Instruments	90,220.00
Palestine (State of)	NABIL ABED AL-HAFEEZ ABU OMAR FATHIYA	Office premises rent	57,570.00
Palestine (State of)	NABIL ABED AL-HAFEEZ ABU OMAR FATHIYA	Office premises rent	53,460.00
Palestine (State of)	SITTCO SHARQ INTERNATIONAL TECHNOLOGY	Med. Diagnostic Equip&Supplies	39,134.00
Palestine (State of)	SITTCO SHARQ INTERNATIONAL TECHNOLOGY	Medical&Surgical Instruments	97,442.00
Palestine (State of)	Zant CO. for Medical Supplies & Labs	Medical Electrical Equipment	54,387.00
Panama	FUNDACION CIUDAD DEL SABER	Office premises rent	54,360.00
Paraguay	PROGRAMA DE LAS NN.UU. P/ EL DESARROLLO	Office premises rent	39,422.00
Philippines	A M RAMOS TRADING	Reproductive Health Kits	103,983.27
Philippines	A M RAMOS TRADING	Reproductive Health Kits	98,825.43
Philippines	A M RAMOS TRADING	Reproductive Health Kits	61,949.27
Philippines	NEXTGEN COMMERCIAL	Reproductive Health Kits	61,949.27
Philippines	UNDP/ Multiple Countries	Office premises purchase	41,888.00
Philippines	UNDP/ Multiple Countries	Office premises rent	52,643.51
Philippines	UNITED LABORATORIES INC	Other Pharmaceuticals	37,173.05
Republic of Korea	STANDARD DIAGNOSTICS, INC	Diagnostic and Lab. Reagents	100,000.00

## Major purchase orders by UN organization

AGENCY			PO Value
Location of Supplier	Name of Supplier	Description of Goods	USD
<b>UNFPA continued</b>			
Republic of Korea	UNIDUS CORPORATION SEOHUNG	Condoms	271,779.85
Republic of Korea	UNIDUS CORPORATION SEOHUNG	Condoms	176,730.00
Romania	MINISTRY OF FOREIGN AFFAIRS OF ROMANIA	Office premises rent	81,504.00
Russian Federation	WORLD HEALTH ORGANIZATION-RUSSIA	Office premises rent	33,076.46
Rwanda	MUHIRWA MUKAMASABO JOSEPHINE	Office premises rent	32,081.43
Rwanda	MUHIRWA MUKAMASABO JOSEPHINE	Office premises rent	32,081.43
Rwanda	MUHIRWA MUKAMASABO JOSEPHINE	Warehouse purchase	32,081.43
Rwanda	PRIMAMED TECHNOLOGIES LTD	Medical&Surgical Instruments	93,703.97
Senegal	PNUD SENEGAL	Office premises rent	73,903.42
Senegal	PNUD SENEGAL	Office premises rent	69,918.31
Senegal	PNUD SENEGAL	Office premises rent	54,719.22
Senegal	PNUD SENEGAL	Office premises rent	37,373.26
Senegal	PNUD SENEGAL	Office premises rent	36,883.50
Sierra Leone	COMPLETE SOLUTIONS	Servers	52,491.79
Sierra Leone	SHINE HIGH INVESTMENT	Renovation and alteration	72,073.15
Sierra Leone	WILFRED SAM-KING	Office premises rent	60,000.00
Somalia	BLUE SKY GLOBAL TRADER	Hospital Equipment & Furniture	49,130.00
South Africa	DAETA INTERNATIONAL TRADING C.C	Office Supplies	48,402.61
South Africa	KEMPSTER SEDGWICK (PTY)LTD T/A CMH VOLVO	Representational Vehicle	32,614.61
South Africa	STERLING EXPORT CORPORATION	Office Supplies	40,795.72
South Africa	Sun International SA Ltd	Rent of occasional venues	44,425.42
Spain	CARTAY PRODUCTOS ACOGIDA S L	Office Supplies	228,153.80
Spain	CARTAY PRODUCTOS ACOGIDA S L	Reproductive Health Kits	207,272.72
Sri Lanka	TVS LANKA PVT LTD	Motorcycle	92,003.07
Sri Lanka	TVS LANKA PVT LTD	Motorcycle	53,178.52
Sudan	AHMED ABDALLA MOHAMED	Office premises rent	90,000.00
Sudan	AHMED ABDULLMONIEM MAHMOUD	Desktops	34,124.27
Sudan	Anglo Petro Integrated Services Solution	Connectivity Charges	52,267.50
Sudan	INTERNATIONAL ORGANIZATION FOR MIGRATION	Office premises rent	57,500.00
Sudan	INTERNATIONAL ORGANIZATION FOR MIGRATION	Office premises rent	30,000.00
Sudan	RANS FOR AGRICULTURAL SERVICES	Medical Attire & Linen	80,174.55
Sudan	WORLD TRADE CENTER	Hospital Equipment & Furniture	55,339.86
Swaziland	RAM REALTY	Office premises rent	34,336.87
Swaziland	RAM REALTY	Office premises rent	31,104.07
Sweden	MACOPHARMA NORDIC AB	Diagnostic and Lab. Reagents	37,781.60
Syrian Arab Republic	ABDULMALIK MOUSLIM KIZBARI	Medical Electrical Equipment	127,649.73
Syrian Arab Republic	ABDULMALIK MOUSLIM KIZBARI	Medical Electrical Equipment	76,589.84
Syrian Arab Republic	ENERTEC-MHD ANAS AL-HAFFAR	Medical Kits	95,299.64
Syrian Arab Republic	ENERTEC-MHD ANAS AL-HAFFAR	Medical Kits	86,721.16
Syrian Arab Republic	ENERTEC-MHD ANAS AL-HAFFAR	Medical Kits	85,321.44
Syrian Arab Republic	ENERTEC-MHD ANAS AL-HAFFAR	Medical Kits	79,623.69
Syrian Arab Republic	ENERTEC-MHD ANAS AL-HAFFAR	Medical Kits	74,732.17
Syrian Arab Republic	ENERTEC-MHD ANAS AL-HAFFAR	Medical Kits	72,124.29
Syrian Arab Republic	ENERTEC-MHD ANAS AL-HAFFAR	Medical Kits	65,814.37
Syrian Arab Republic	ENERTEC-MHD ANAS AL-HAFFAR	Medical Kits	64,176.92
Syrian Arab Republic	ENERTEC-MHD ANAS AL-HAFFAR	Medical Kits	61,806.30
Syrian Arab Republic	ENERTEC-MHD ANAS AL-HAFFAR	Medical Kits	50,587.34
Syrian Arab Republic	ENERTEC-MHD ANAS AL-HAFFAR	Medical Kits	48,997.94
Syrian Arab Republic	ENERTEC-MHD ANAS AL-HAFFAR	Medical Kits	42,629.96
Syrian Arab Republic	ENERTEC-MHD ANAS AL-HAFFAR	Medical Kits	37,237.64
Syrian Arab Republic	ENERTEC-MHD ANAS AL-HAFFAR	Medical Kits	36,906.05
Syrian Arab Republic	FILM TRADING COMPANY	Hospital Equipment & Furniture	42,298.14
Syrian Arab Republic	FILM TRADING COMPANY	Hospital Equipment & Furniture	42,298.14
Syrian Arab Republic	FILM TRADING COMPANY	Medical Electrical Equipment	42,298.14
Syrian Arab Republic	FILM TRADING COMPANY	Medical Electrical Equipment	32,730.70
Syrian Arab Republic	Ghiath Daoud	Other Equipment electrical	120,474.33
Syrian Arab Republic	MOHAMMAD HASSAN AMMOURA	Medical Electrical Equipment	42,180.12
Syrian Arab Republic	SYR7R201 - SFPA	Art work & Packaging RH Comm	81,612.04
Tajikistan	IE ASROROVA SHAROFAT	Truck	49,650.00
Thailand	Other UN Agencies/ Multiples Countries	Office premises rent	120,896.76
Thailand	Other UN Agencies/ Multiples Countries	Office premises rent	120,896.76
Thailand	Other UN Agencies/ Multiples Countries	Office premises rent	43,216.74
Thailand	Other UN Agencies/ Multiples Countries	Office premises rent	43,216.74
Thailand	ROYAL ORCHID HOTEL (THAILAND)	Rent of occasional venues	35,972.46
Thailand	SURETEX LIMITED	Condoms	233,731.00
Thailand	SURETEX LIMITED	Condoms	90,000.00
Thailand	SURETEX LIMITED	Condoms	56,380.00
Thailand	SURETEX LIMITED	Condoms	51,430.00
Thailand	SURETEX LIMITED	Condoms	36,000.00
Thailand	SURETEX LIMITED	Lubricants	43,200.00
Turkey	UZAYCAN GIDA KAGITCILIK LTD STI	Medical Kits	186,317.85
Turkey	UZAYCAN GIDA KAGITCILIK LTD STI	Medical Kits	180,000.00
Uganda	BAKAWA & SONS HOLDINGS LTD	Reproductive Health Kits	276,210.19
Uganda	BUKI ENTERPRISES LIMITED	Medical Kits	58,500.00
Uganda	COMPUTER VISION LTD	Photocopiers	49,297.33
Uganda	NATIONAL ENVIRONMENT FUND	Office premises rent	103,500.00
Uganda	TOYOTA UGANDA LTD	Programme vehicle	35,889.00
Ukraine	LYUDMYLA KAMINSKA	Office premises rent	48,685.00
United Arab Emirates	WFP Field & Emergency Support Office	Programme vehicle	176,302.00
United Arab Emirates	WFP Field & Emergency Support Office	Programme vehicle	58,643.52
United Arab Emirates	WFP Field & Emergency Support Office	Programme vehicle	58,626.02
United Kingdom	Cromwell Tools Limited	Laptops	71,189.72
United Kingdom	DRS DATA SERVICES LIMITED	IT Supplies	164,250.41
United Kingdom	DRS DATA SERVICES LIMITED	Software/Computer Applications	348,354.04
United Kingdom	DRS DATA SERVICES LIMITED	Software/Computer Applications	117,839.00
United Kingdom	EAGLE SCIENTIFIC LIMITED	Medical & Surgical Instruments	33,055.10
United Kingdom	EAGLE SCIENTIFIC LIMITED	Medical Attire & Linen	222,415.55
United Kingdom	EAGLE SCIENTIFIC LIMITED	Medical Attire & Linen	121,132.06
United Kingdom	EAGLE SCIENTIFIC LIMITED	Medical Attire & Linen	36,000.00
United Kingdom	EAGLE SCIENTIFIC LIMITED	Medical Electrical Equipment	44,230.15
United Kingdom	ERUMA PLC T/A ERUMA	Office premises purchase	272,200.00
United Kingdom	IN-TEND LTD	Maintenance/Licensing Software	34,749.04
United Kingdom	NST&T Unvers Phone International.	Connectivity Charges	54,835.00
United Kingdom	THE FEMALE HEALTH COMPANY	Art work & Packaging RH Comm	284,000.00
United Kingdom	THE FEMALE HEALTH COMPANY	Art work & Packaging RH Comm	276,450.00
United Kingdom	THE FEMALE HEALTH COMPANY	Female Condoms	2,800,000.00
United Kingdom	THE FEMALE HEALTH COMPANY	Female Condoms	1,332,000.00
United Kingdom	THE FEMALE HEALTH COMPANY	Female Condoms	812,000.00
United Kingdom	THE FEMALE HEALTH COMPANY	Female Condoms	560,000.00
United Kingdom	THE FEMALE HEALTH COMPANY	Female Condoms	444,000.00
United Kingdom	THE FEMALE HEALTH COMPANY	Female Condoms	391,300.00
United Kingdom	THE FEMALE HEALTH COMPANY	Female Condoms	379,120.00
United Kingdom	THE FEMALE HEALTH COMPANY	Female Condoms	351,870.00
United Kingdom	THE FEMALE HEALTH COMPANY	Female Condoms	279,000.00
United Kingdom	THE FEMALE HEALTH COMPANY	Female Condoms	275,892.00
United Kingdom	THE FEMALE HEALTH COMPANY	Female Condoms	222,000.00
United Kingdom	THE FEMALE HEALTH COMPANY	Female Condoms	221,600.00
United Kingdom	THE FEMALE HEALTH COMPANY	Female Condoms	182,820.00
United Kingdom	THE FEMALE HEALTH COMPANY	Female Condoms	176,085.00
United Kingdom	THE FEMALE HEALTH COMPANY	Female Condoms	167,700.00
United Kingdom	THE FEMALE HEALTH COMPANY	Female Condoms	166,200.00
United Kingdom	THE FEMALE HEALTH COMPANY	Female Condoms	153,725.00
United Kingdom	THE FEMALE HEALTH COMPANY	Female Condoms	111,800.00

## Major purchase orders by UN organization

AGENCY			PO Value
Location of Supplier	Name of Supplier	Description of Goods	USD
<b>UNFPA continued</b>			
United Kingdom	THE FEMALE HEALTH COMPANY	Female Condoms	111,800.00
United Kingdom	THE FEMALE HEALTH COMPANY	Female Condoms	111,800.00
United Kingdom	THE FEMALE HEALTH COMPANY	Female Condoms	110,800.00
United Kingdom	THE FEMALE HEALTH COMPANY	Female Condoms	90,160.00
United Kingdom	THE FEMALE HEALTH COMPANY	Female Condoms	89,600.00
United Kingdom	THE FEMALE HEALTH COMPANY	Female Condoms	83,250.00
United Kingdom	THE FEMALE HEALTH COMPANY	Female Condoms	79,920.00
United Kingdom	THE FEMALE HEALTH COMPANY	Female Condoms	78,400.00
United Kingdom	THE FEMALE HEALTH COMPANY	Female Condoms	56,200.00
United Kingdom	THE FEMALE HEALTH COMPANY	Female Condoms	56,200.00
United Kingdom	THE FEMALE HEALTH COMPANY	Female Condoms	56,200.00
United Kingdom	THE FEMALE HEALTH COMPANY	Female Condoms	51,300.00
United Kingdom	THE FEMALE HEALTH COMPANY	Female Condoms	34,282.00
United Kingdom	THE FEMALE HEALTH COMPANY	Female Condoms	33,720.00
United Kingdom (Gibraltar)	TOYOTA GIBRALTAR STOCKHOLDINGS LTD	Bus	92,817.40
United Kingdom (Gibraltar)	TOYOTA GIBRALTAR STOCKHOLDINGS LTD	Programme vehicle	2,755,118.51
United Kingdom (Gibraltar)	TOYOTA GIBRALTAR STOCKHOLDINGS LTD	Programme vehicle	582,973.90
United Kingdom (Gibraltar)	TOYOTA GIBRALTAR STOCKHOLDINGS LTD	Programme vehicle	568,562.84
United Kingdom (Gibraltar)	TOYOTA GIBRALTAR STOCKHOLDINGS LTD	Programme vehicle	324,826.07
United Kingdom (Gibraltar)	TOYOTA GIBRALTAR STOCKHOLDINGS LTD	Programme vehicle	110,404.47
United Kingdom (Gibraltar)	TOYOTA GIBRALTAR STOCKHOLDINGS LTD	Programme vehicle	83,469.84
United Kingdom (Gibraltar)	TOYOTA GIBRALTAR STOCKHOLDINGS LTD	Programme vehicle	68,641.30
United Kingdom (Gibraltar)	TOYOTA GIBRALTAR STOCKHOLDINGS LTD	Programme vehicle	44,691.33
United Kingdom (Gibraltar)	TOYOTA GIBRALTAR STOCKHOLDINGS LTD	Programme vehicle	43,950.75
United Kingdom (Gibraltar)	TOYOTA GIBRALTAR STOCKHOLDINGS LTD	Programme vehicle	43,068.91
United Kingdom (Gibraltar)	TOYOTA GIBRALTAR STOCKHOLDINGS LTD	Programme vehicle	42,946.16
United Kingdom (Gibraltar)	TOYOTA GIBRALTAR STOCKHOLDINGS LTD	Programme vehicle	42,946.16
United Kingdom (Gibraltar)	TOYOTA GIBRALTAR STOCKHOLDINGS LTD	Programme vehicle	39,572.47
United Republic of Tanzania	THE LIVING ROOM LTD	Office Furniture	421,513.67
United States of America	605 3RD AVE FEE LLC	Office premises rent	1,114,425.00
United States of America	605 3RD AVE FEE LLC	Office premises rent	1,114,425.00
United States of America	605 3RD AVE FEE LLC	Office premises rent	743,106.00
United States of America	605 3RD AVE FEE LLC	Office premises rent	378,178.44
United States of America	605 3RD AVE FEE LLC	Office premises rent	373,584.66
United States of America	605 3RD AVE FEE LLC	Office premises rent	373,584.66
United States of America	605 3RD AVE FEE LLC	Office premises rent	368,000.00
United States of America	605 3RD AVE FEE LLC	Office premises rent	162,000.00
United States of America	605 3RD AVE FEE LLC	Office premises rent	112,590.35
United States of America	605 3RD AVE FEE LLC	Office premises rent	112,590.35
United States of America	ALEXANDER WOLF & SON	Renovation and alteration	47,432.40
United States of America	CAVALIER OFFICE PRODUCTS	IT Supplies	33,482.00
United States of America	DYNAMIC SYSTEMS INC	Maintenance/Licensing Hardware	37,302.30
United States of America	ENVIRONMENTAL SYSTEMS RESEARCH INSTITUTE	Software/Computer Applications	51,700.00
United States of America	GAUMARD SCIENTIFIC COMPANY	Anatomical Models	58,175.00
United States of America	GAUMARD SCIENTIFIC COMPANY	Anatomical Models	41,753.45
United States of America	GLOBAL CROSSING TELECOMMUNICATIONS INC	Connectivity Charges	150,000.00
United States of America	MICROSOFT LICENSING, GP	Maintenance/Licensing Software	89,327.51
United States of America	MICROSOFT LICENSING, GP	Software/Computer Applications	254,832.00
United States of America	NXO AMERICAS INC	Audio-visual Equipment	34,990.97
United States of America	PFIZER OVERSEAS LLC (EXPORT DIVISION)	Injectable Contraceptives	1,339,187.00
United States of America	PFIZER OVERSEAS LLC (EXPORT DIVISION)	Injectable Contraceptives	1,205,492.00
United States of America	PFIZER OVERSEAS LLC (EXPORT DIVISION)	Injectable Contraceptives	944,000.00
United States of America	PFIZER OVERSEAS LLC (EXPORT DIVISION)	Injectable Contraceptives	792,000.00
United States of America	PFIZER OVERSEAS LLC (EXPORT DIVISION)	Injectable Contraceptives	528,000.00
United States of America	PFIZER OVERSEAS LLC (EXPORT DIVISION)	Injectable Contraceptives	506,880.00
United States of America	PFIZER OVERSEAS LLC (EXPORT DIVISION)	Injectable Contraceptives	468,596.10
United States of America	PFIZER OVERSEAS LLC (EXPORT DIVISION)	Injectable Contraceptives	415,000.00
United States of America	PFIZER OVERSEAS LLC (EXPORT DIVISION)	Injectable Contraceptives	415,000.00
United States of America	PFIZER OVERSEAS LLC (EXPORT DIVISION)	Injectable Contraceptives	415,000.00
United States of America	PFIZER OVERSEAS LLC (EXPORT DIVISION)	Injectable Contraceptives	415,000.00
United States of America	PFIZER OVERSEAS LLC (EXPORT DIVISION)	Injectable Contraceptives	399,300.00
United States of America	PFIZER OVERSEAS LLC (EXPORT DIVISION)	Injectable Contraceptives	363,000.00
United States of America	PFIZER OVERSEAS LLC (EXPORT DIVISION)	Injectable Contraceptives	336,000.00
United States of America	PFIZER OVERSEAS LLC (EXPORT DIVISION)	Injectable Contraceptives	311,250.00
United States of America	PFIZER OVERSEAS LLC (EXPORT DIVISION)	Injectable Contraceptives	247,672.00
United States of America	PFIZER OVERSEAS LLC (EXPORT DIVISION)	Injectable Contraceptives	244,850.00
United States of America	PFIZER OVERSEAS LLC (EXPORT DIVISION)	Injectable Contraceptives	237,325.00
United States of America	PFIZER OVERSEAS LLC (EXPORT DIVISION)	Injectable Contraceptives	195,050.00
United States of America	PFIZER OVERSEAS LLC (EXPORT DIVISION)	Injectable Contraceptives	167,660.00
United States of America	PFIZER OVERSEAS LLC (EXPORT DIVISION)	Injectable Contraceptives	166,000.00
United States of America	PFIZER OVERSEAS LLC (EXPORT DIVISION)	Injectable Contraceptives	139,440.00
United States of America	PFIZER OVERSEAS LLC (EXPORT DIVISION)	Injectable Contraceptives	137,664.00
United States of America	PFIZER OVERSEAS LLC (EXPORT DIVISION)	Injectable Contraceptives	131,472.00
United States of America	PFIZER OVERSEAS LLC (EXPORT DIVISION)	Injectable Contraceptives	124,500.00
United States of America	PFIZER OVERSEAS LLC (EXPORT DIVISION)	Injectable Contraceptives	119,952.00
United States of America	PFIZER OVERSEAS LLC (EXPORT DIVISION)	Injectable Contraceptives	114,540.00
United States of America	PFIZER OVERSEAS LLC (EXPORT DIVISION)	Injectable Contraceptives	96,612.00
United States of America	PFIZER OVERSEAS LLC (EXPORT DIVISION)	Injectable Contraceptives	92,960.00
United States of America	PFIZER OVERSEAS LLC (EXPORT DIVISION)	Injectable Contraceptives	86,400.00
United States of America	PFIZER OVERSEAS LLC (EXPORT DIVISION)	Injectable Contraceptives	84,000.00
United States of America	PFIZER OVERSEAS LLC (EXPORT DIVISION)	Injectable Contraceptives	84,000.00
United States of America	PFIZER OVERSEAS LLC (EXPORT DIVISION)	Injectable Contraceptives	83,000.00
United States of America	PFIZER OVERSEAS LLC (EXPORT DIVISION)	Injectable Contraceptives	83,000.00
United States of America	PFIZER OVERSEAS LLC (EXPORT DIVISION)	Injectable Contraceptives	83,000.00
United States of America	PFIZER OVERSEAS LLC (EXPORT DIVISION)	Injectable Contraceptives	79,846.00
United States of America	PFIZER OVERSEAS LLC (EXPORT DIVISION)	Injectable Contraceptives	74,880.00
United States of America	PFIZER OVERSEAS LLC (EXPORT DIVISION)	Injectable Contraceptives	72,000.00
United States of America	PFIZER OVERSEAS LLC (EXPORT DIVISION)	Injectable Contraceptives	72,000.00
United States of America	PFIZER OVERSEAS LLC (EXPORT DIVISION)	Injectable Contraceptives	68,060.00
United States of America	PFIZER OVERSEAS LLC (EXPORT DIVISION)	Injectable Contraceptives	67,200.00
United States of America	PFIZER OVERSEAS LLC (EXPORT DIVISION)	Injectable Contraceptives	58,100.00
United States of America	PFIZER OVERSEAS LLC (EXPORT DIVISION)	Injectable Contraceptives	54,946.00
United States of America	PFIZER OVERSEAS LLC (EXPORT DIVISION)	Injectable Contraceptives	54,600.00
United States of America	PFIZER OVERSEAS LLC (EXPORT DIVISION)	Injectable Contraceptives	49,700.00
United States of America	PFIZER OVERSEAS LLC (EXPORT DIVISION)	Injectable Contraceptives	42,581.00
United States of America	PFIZER OVERSEAS LLC (EXPORT DIVISION)	Injectable Contraceptives	38,180.00
United States of America	PFIZER OVERSEAS LLC (EXPORT DIVISION)	Medical Supplies	415,000.00
United States of America	PFIZER OVERSEAS LLC (EXPORT DIVISION)	Medical Supplies	43,500.00
United States of America	PFIZER OVERSEAS LLC (EXPORT DIVISION)	Other Pharmaceuticals	233,640.00
United States of America	PLANSON INTERNATIONAL CORPORATION	Desktops	102,144.00
United States of America	PLANSON INTERNATIONAL CORPORATION	IT Supplies	42,287.00
United States of America	QUEENSBORO TOYOTA	Transportation equipment Other	50,245.00
United States of America	STRATEGY 7 CORPORATION	Maintenance/Licensing Software	112,528.00
United States of America	T and T Computer Consulting Services LLC	Maintenance/Licensing Hardware	50,000.00
United States of America	T-MOBILE(FORMERLY VOICESTREAM WIRELESS)	Mobile Telephone Charges	100,000.00
United States of America	T-MOBILE(FORMERLY VOICESTREAM WIRELESS)	Mobile Telephone Charges	50,000.00
United States of America	VERIZON	Land Telephone Charges	80,000.00
United States of America	VERIZON	Land Telephone Charges	50,000.00
United States of America	VERIZON	Land Telephone Charges	45,000.00
United States of America	VMWARE INC	Maintenance/Licensing Software	64,375.00
United States of America	WOMANCARE GLOBAL	Medical & Surgical Instruments	125,130.00
United States of America	WOMANCARE GLOBAL	Medical & Surgical Instruments	79,919.25
United States of America	WOMANCARE GLOBAL	Medical & Surgical Instruments	44,913.44



## Major purchase orders by UN organization

AGENCY	Location of Supplier	Name of Supplier	Description of Goods	PO Value USD
<b>UNFPA continued</b>				
	United States of America	WOMANCARE GLOBAL	Medical & Surgical Instruments	43,318.00
	Viet Nam	Kartenex Joint Stock Co.	Programme vehicle	41,365.25
	Zambia	UNDP/ Multiple Countries	Office premises rent	88,915.27
	Zambia	UNDP/ Multiple Countries	Office premises rent	41,252.60
	Zimbabwe	BINDURA PRIMARY SCHOOL	Rent of occasional venues	30,688.00
	Zimbabwe	BINGA HIGH SCHOOL	Rent of occasional venues	49,900.00
	Zimbabwe	BINGA HIGH SCHOOL	Rent of occasional venues	49,280.00
	Zimbabwe	CHAMINUKA TRAINING CENTRE	Rent of occasional venues	32,287.00
	Zimbabwe	CHIREDZI CHRISTIAN SEC SCHOOL	Rent of occasional venues	56,550.00
	Zimbabwe	DADAYA HIGH SCHOOL	Rent of occasional venues	49,900.00
	Zimbabwe	DAPP FRONTLINE INSTITUTE	Rent of occasional venues	53,620.00
	Zimbabwe	DELTA BEVERAGES	Rent of occasional venues	31,680.00
	Zimbabwe	FLATBRIDGE MEDICAL P/L	Other Pharmaceuticals	39,496.00
	Zimbabwe	FOCUS TOURS AND SAFARIS	Rent of occasional venues	49,900.00
	Zimbabwe	GOSSARD ENTERPRISES P/L T/A WOODMASTER	Office Supplies	43,000.00
	Zimbabwe	HLANGABEZA HIGH SCHOOL	Rent of occasional venues	49,900.00
	Zimbabwe	KADOMA HOTEL AND CONFERENCE CENTER	Rent of occasional venues	33,440.00
	Zimbabwe	KWEKWE POLYTECHNIC COLLEGE	Rent of occasional venues	49,900.00
	Zimbabwe	KWEKWE POLYTECHNIC COLLEGE	Rent of occasional venues	30,884.00
	Zimbabwe	MARONDERA HIGH SCHOOL	Rent of occasional venues	40,928.00
	Zimbabwe	MASVINGO DIOCESE ZAKA COLLEGE ST	Rent of occasional venues	49,900.00
	Zimbabwe	MUREWA HIGH SCHOOL	Rent of occasional venues	49,900.00
	Zimbabwe	MUSUME HIGH SCHOOL PROJECT	Rent of occasional venues	32,256.00
	Zimbabwe	PHARMLIFE PVT LTD	Other Pharmaceuticals	30,694.14
	Zimbabwe	PORSCHKE INVESTMENTS PL	Other Pharmaceuticals	32,964.00
	Zimbabwe	RANK ZIMBABWE	Office Supplies	48,070.00
	Zimbabwe	RANK ZIMBABWE	Office Supplies	37,662.50
	Zimbabwe	SALVATION ARMY HOWARD HIGH SCHOOL	Rent of occasional venues	39,056.00
	Zimbabwe	SALVATION ARMY HOWARD HIGH SCHOOL	Rent of occasional venues	30,918.00
	Zimbabwe	SCHOOL OF HOSPITALITY AND TOURISM	Rent of occasional venues	49,900.00
	Zimbabwe	SCHOOL OF HOSPITALITY AND TOURISM	Rent of occasional venues	49,900.00
	Zimbabwe	TOOLS DIRECT PRIVATE LIMITED	Office Supplies	49,524.75
	Zimbabwe	TSHOLOSHO HIGH SCHOOL	Rent of occasional venues	49,900.00
	Zimbabwe	WESTEND FOODCZ USD BRANCH	Rent of occasional venues	49,900.00
	Zimbabwe	ZIMBABWE INSTITUTE OF PUBLIC ADMIN & MGT	Rent of occasional venues	31,537.50
<b>UNHCR</b>				
	Afghanistan	ABDUL MANAN	MISC	166,000.00
	Afghanistan	ABDUL MANAN	MISC	116,200.00
	Afghanistan	AFGHAN NATIONAL	FUEL, DIESEL	400,000.00
	Afghanistan	AFGHAN NATIONAL	FUEL, DIESEL	200,000.00
	Afghanistan	AFGHAN NATIONAL	FUEL, DIESEL	150,000.00
	Afghanistan	AFGHAN NATIONAL	FUEL, DIESEL	100,000.00
	Afghanistan	Ahmad Fahim	COOKER,GAS	49,000.00
	Afghanistan	AHMAD OMAR EMRAN	WOOD	84,072.00
	Afghanistan	AHMAD SHARAFAT	BEAM,STEEL	623,200.00
	Afghanistan	AHMAD SHARAFAT	BEAM,STEEL	39,360.00
	Afghanistan	ALHAJI GHANDIWAL	BLANKET,	38,523.93
	Afghanistan	AMO BAKHTAR	SECURITY FENCE,	44,740.00
	Afghanistan	ARIA NAWID	BRICKS, BACKFILL	108,900.00
	Afghanistan	AZIZI PETROL PUMP	FUEL, DIESEL	48,661.80
	Afghanistan	ETIFAQ NASERI LTD	BRICKS, BACKFILL	125,207.00
	Afghanistan	HAFEEZ OMID	AMB, TOYOTA	321,600.00
	Afghanistan	Haji Baba Fuel	FUEL, DIESEL	53,987.73
	Afghanistan	Haji Baba Fuel	FUEL, DIESEL	52,927.02
	Afghanistan	Haji Baba Fuel	FUEL, DIESEL	43,707.32
	Afghanistan	Haji Baba Fuel	FUEL, DIESEL	40,000.00
	Afghanistan	HAJI IBRAHIM	COOKER,GAS	47,250.00
	Afghanistan	HAMED SHOAB SAFI	AMB, TOYOTA HIACE	33,500.00
	Afghanistan	HAMID MIR CONS	WOOD	585,220.00
	Afghanistan	HAMID MIR CONS	WOOD	408,800.00
	Afghanistan	HAMID MIR CONS	WOOD	75,085.40
	Afghanistan	HAMID MIR CONS	WOOD	41,840.00
	Afghanistan	JAWAD HABIB	DOOR, INTERIOR	160,170.00
	Afghanistan	JUBAILI BROS	ELECTRICAL	53,540.00
	Afghanistan	JUBAILI BROS	GENERATOR,	139,000.00
	Afghanistan	JUBAILI BROS	GENERATOR,	116,200.00
	Afghanistan	JUBAILI BROS	GENERATOR,	92,250.00
	Afghanistan	KAMAR KALAGH FUEL	FUEL, DIESEL	75,000.00
	Afghanistan	KHURASAN KHALIJ	BUCKET,METAL,WITH	39,370.00
	Afghanistan	MOHAMMAD AMIN	DOOR,METALLIC	60,515.00
	Afghanistan	MOHAMMAD AMIN	DOOR,METALLIC	42,070.00
	Afghanistan	MOHAMMAD AMIN	MISC	60,100.00
	Afghanistan	MOHAMMAD KARIM	BEAM,STEEL	399,000.00
	Afghanistan	Naser Jamshidi	FUEL, DIESEL	133,650.00
	Afghanistan	Naser Jamshidi	FUEL, DIESEL	50,000.00
	Afghanistan	NAWID BELAL	BRICKS, BACKFILL	96,760.00
	Afghanistan	NAWID BELAL	WINDOW,METALLIC	36,000.00
	Afghanistan	NAWID RASOOLI	BRICKS, BACKFILL	244,869.20
	Afghanistan	NAWID RASOOLI	BRICKS, BACKFILL	77,850.00
	Afghanistan	NAWID RASOOLI	BRICKS, BACKFILL	58,260.00
	Afghanistan	NAWID RASOOLI	BRICKS, BACKFILL	50,855.00
	Afghanistan	NAWID RASOOLI	MISC	41,300.00
	Afghanistan	NAZAR SARHADI LTD	BEAM,STEEL	570,000.00
	Afghanistan	NAZAR SARHADI LTD	BEAM,STEEL	399,000.00
	Afghanistan	NOOR MOOSTAFA Ltd	GEN, PERKINS, 200	68,000.00
	Afghanistan	SADIQI BROTHERS	COOKER,GAS	49,600.00
	Afghanistan	SHAH LTD	BEAM,STEEL	584,500.00
	Afghanistan	SHAH LTD	DOOR, INTERIOR	118,300.00
	Afghanistan	SHAH LTD	DOOR, INTERIOR	40,464.00
	Afghanistan	SHAH LTD	DOOR,METALLIC	98,700.00
	Afghanistan	SHAH LTD	MISC	41,760.00
	Afghanistan	SHAH LTD	TIMBER	376,250.40
	Afghanistan	SHAH LTD	TIMBER	81,700.00
	Afghanistan	SHAH LTD	TIMBER	46,200.00
	Afghanistan	SHAH LTD	WINDOW,METALLIC	286,200.00
	Afghanistan	SHAH LTD	WINDOW,METALLIC	110,200.00
	Afghanistan	SHAH LTD	WINDOW,METALLIC	82,040.00
	Afghanistan	UMRAN KARGAR LTD	BEAM,STEEL	155,040.00
	Afghanistan	UMRAN KARGAR LTD	BEAM,STEEL	45,080.00
	Afghanistan	UMRAN KARGAR LTD	DOOR,METALLIC	66,100.00
	Afghanistan	UMRAN KARGAR LTD	DOOR,METALLIC	46,270.00
	Afghanistan	ZEKRULLAH BELAL	COOKER,GAS	164,800.00
	Algeria	TOYOTA ALGERIE	COASTER STD	260,233.21
	Australia	CODAN LTD.	ACC CODAN NGT SRX	75,296.94
	Australia	CODAN LTD.	ACC CODAN NGT SRX	55,957.33
	Australia	CODAN LTD.	ACC CODAN NGT SRX	43,305.01
	Australia	CODAN LTD.	ANT, HF MOB 3-30	42,063.48
	Australia	CODAN LTD.	ANT, HF MOB 3-30	33,484.65
	Australia	CODAN LTD.	CODAN NGT	38,006.79
	Australia	CODAN LTD.	TRX HF CODAN NGT	381,335.08
	Australia	CODAN LTD.	TRX HF CODAN NGT	156,150.72
	Australia	CODAN LTD.	TRX HF CODAN NGT	137,523.41
	Australia	CODAN LTD.	TRX HF CODAN NGT	113,692.03

## Major purchase orders by UN organization

AGENCY			PO Value
Location of Supplier	Name of Supplier	Description of Goods	USD
<b>UNHCR continued</b>			
Australia	CODAN LTD.	TRX HF CODAN NGT	81,396.64
Australia	CODAN LTD.	TRX HF CODAN NGT	75,674.29
Australia	CODAN LTD.	TRX HF CODAN NGT	69,704.63
Australia	CODAN LTD.	TRX HF CODAN NGT	62,016.66
Australia	CODAN LTD.	TRX HF CODAN NGT	41,603.36
Australia	CODAN LTD.	TRX HF CODAN NGT	41,436.54
Australia	CODAN LTD.	TRX HF CODAN NGT	35,475.82
Australia	CODAN LTD.	TRX HF CODAN NGT	34,461.22
Australia	CODAN LTD.	TRX HF CODAN NGT	34,415.46
Australia	CODAN LTD.	TRX HF CODAN NGT	34,380.86
Australia	CODAN LTD.	TRX HF CODAN NGT	34,380.86
Australia	CODAN LTD.	TRX HF CODAN NGT	32,615.10
Bangladesh	M/s Sarja	SOAP,TOILET	69,077.49
Bangladesh	M/s. Caytara	FUEL, COOKING	61,377.89
Bangladesh	M/s. Caytara	FUEL, COOKING	30,946.86
Bangladesh	M/S. Janata Auto	FUEL, COOKING	30,946.86
Bangladesh	Unique Charkol	FUEL, COOKING	37,136.19
Belarus	DEKK	PRINTER, HP,	49,335.00
Belgium	ALPINTER	BLANKET,	381,900.00
Belgium	ALPINTER	BLANKET,	249,312.00
Belgium	ALPINTER	BLANKET,	82,944.00
Belgium	ALPINTER	BLANKET,	72,036.00
Belgium	ALPINTER	JERRYCAN,SEMI-COL	74,328.00
Belgium	ALPINTER	JERRYCAN,SEMI-COL	66,576.00
Belgium	ALPINTER	JERRYCAN,SEMI-COL	56,000.00
Belgium	ALPINTER	JERRYCAN,SEMI-COL	34,960.00
Belgium	ALPINTER	PLASTIC,TARPAULIN	745,030.00
Belgium	ALPINTER	PLASTIC,TARPAULIN	458,480.00
Belgium	ALPINTER	PLASTIC,TARPAULIN	391,184.00
Belgium	ALPINTER	PLASTIC,TARPAULIN	325,104.00
Belgium	ALPINTER	PLASTIC,TARPAULIN	244,490.00
Belgium	ALPINTER	PLASTIC,TARPAULIN	147,838.50
Belgium	ALPINTER	PLASTIC,TARPAULIN	114,620.00
Belgium	ALPINTER	PLASTIC,TARPAULIN	114,620.00
Belgium	ALPINTER	PLASTIC,TARPAULIN	114,620.00
Belgium	ALPINTER	PLASTIC,TARPAULIN	104,200.00
Belgium	ALPINTER	STOVE,COOKING/HEA	401,544.40
Belgium	ALPINTER	TENT, FAMILY	2,382,000.00
Belgium	ALPINTER	TENT, FAMILY	2,075,000.00
Belgium	ALPINTER	TENT, FAMILY	1,660,000.00
Belgium	ALPINTER	TENT, FAMILY	1,429,200.00
Belgium	ALPINTER	TENT, FAMILY	1,015,280.00
Benin	GEB AFRIQUE	ID CARD	34,277.38
Botswana	Stop Blocking PTY	SEEDS, SUGAR	38,380.26
Botswana	TRIDENT	MAIZE, WHITE	73,292.69
Botswana	TRIDENT	MAIZE, WHITE	68,808.16
Botswana	TRIDENT	MAIZE, WHITE	34,587.39
Burkina Faso	BFA BURKINA	GENERATOR 10 KWA,	30,111.07
Burkina Faso	BFA NEW TYRE SARL	TYRES,VARIOUS	34,776.23
Burkina Faso	BFA TOTAL BURKINA	FUEL, DIESEL	104,830.40
Burkina Faso	CFAO MOTORS	MOTOCYCLE,YAMAHA,	186,465.78
Burkina Faso	CFAO MOTORS	TOYOTA LANDC,	536,615.29
Burkina Faso	CFAO MOTORS	TOYOTA LANDC,	153,586.82
Burkina Faso	CFAO MOTORS	VEHICLE, TOYOTA	150,405.44
Burkina Faso	JA CONCEPT	DOOR CONTROLLER,	40,141.60
Burkina Faso	SN CITEC	LAUNDRY SOAP, 70%	236,637.47
Burkina Faso	WONDERFUL LIFE	GENERATOR SDMO	37,551.37
Burundi	INTERPETROL	FUEL, DIESEL	294,504.84
Burundi	INTERPETROL	FUEL, DIESEL	209,113.83
Burundi	INTERPETROL	FUEL, DIESEL	170,500.00
Burundi	INTERPETROL	FUEL, DIESEL	150,842.09
Burundi	INTERPETROL	FUEL, DIESEL	142,169.51
Burundi	INTERPETROL	FUEL, DIESEL	131,000.00
Burundi	INTERPETROL	FUEL, DIESEL	115,493.16
Burundi	INTERPETROL	FUEL, DIESEL	114,526.01
Burundi	INTERPETROL	FUEL, DIESEL	97,654.57
Burundi	INTERPETROL	FUEL, DIESEL	86,381.48
Burundi	INTERPETROL	FUEL, DIESEL	77,796.50
Burundi	TOYOTA BURUNDI	SPARE	50,000.00
Cameroon	AZUR SA	SOAP, BARS 70%	1,261,994.00
Cameroon	AZUR SA	SOAP, BARS 70%	146,880.31
Cameroon	AZUR SA	SOAP, BARS 70%	90,330.97
Central African Republic	CHINA GEO	WATER	47,053.80
Central African Republic	ETS ABAKAR HASSAN	UDW, UNDERPANT WOM	34,821.48
Central African Republic	ETS FASHION SHOW	SANITARY NAPKINS,	52,666.90
Central African Republic	ICDI PROVIDE	WATER	42,596.04
Central African Republic	SOCIETE NOUVELLE	SOAP,TOILET	118,318.74
Central African Republic	TOTAL	FUEL, DIESEL	99,061.48
Central African Republic	TOTAL	FUEL, DIESEL	54,555.77
Central African Republic	TOTAL	FUEL, DIESEL	48,164.79
Central African Republic	TOTAL	FUEL, DIESEL	42,760.10
Central African Republic	TOTAL	FUEL,PETROL (UOM	59,061.32
Central African Republic	TOTAL	FUEL,PETROL (UOM	46,569.04
Central African Republic	TOTAL	FUEL,PETROL (UOM	34,012.50
Chad	ETS MAHAMAT ADOUM	GREASE,	31,603.53
Chad	PRESTON	OIL,ENGINE	104,141.47
Chad	PRESTON	OIL,ENGINE	31,081.28
Chad	SOCIETE DES	FUEL TANK	365,565.14
Chad	SOCIETE DES	FUEL, DIESEL	55,007.73
Chad	SOCIETE SAHEL	FUEL, DIESEL	90,376.08
Chad	SOCIETE SAHEL	FUEL, DIESEL	62,093.26
Chad	SOCIETE SAHEL	FUEL, DIESEL	47,374.56
Chad	SOCIETE SAHEL	FUEL, DIESEL	46,931.08
Chad	SOCIETE SAHEL	FUEL, DIESEL	46,885.02
Chad	SOCIETE SAHEL	FUEL, DIESEL	46,732.37
Chad	SOCIETE SAHEL	FUEL, DIESEL	44,459.20
Chad	SOCIETE SAHEL	FUEL, DIESEL	44,459.20
Chad	SOCIETE SAHEL	FUEL, DIESEL	44,459.20
Chad	SOCIETE SAHEL	FUEL, DIESEL	44,376.46
Chad	SOCIETE SAHEL	FUEL, DIESEL	44,324.45
Chad	SOCIETE SAHEL	FUEL, DIESEL	44,224.56
Chad	SOCIETE SAHEL	FUEL, DIESEL	44,093.65
Chad	SOCIETE SAHEL	FUEL, DIESEL	44,043.01
Chad	SOCIETE SAHEL	FUEL, DIESEL	44,033.13
Chad	SOCIETE SAHEL	FUEL, DIESEL	43,924.46
Chad	SOCIETE SAHEL	FUEL, DIESEL	43,924.46
Chad	SOCIETE SAHEL	FUEL, DIESEL	43,365.01
Chad	SOCIETE SAHEL	FUEL, DIESEL	43,365.01
Chad	SOCIETE SAHEL	FUEL, DIESEL	43,365.01
Chad	SOCIETE SAHEL	FUEL, DIESEL	43,365.01
Chad	SOCIETE SAHEL	FUEL, DIESEL	41,856.57
Chad	SOCIETE SAHEL	FUEL, DIESEL	41,713.05
Chad	SOCIETE SAHEL	FUEL, DIESEL	36,223.13

## Major purchase orders by UN organization

AGENCY			PO Value
Location of Supplier	Name of Supplier	Description of Goods	USD
UNHCR continued			
Chad	SOPETRANS	FUEL, DIESEL	50,263.68
Chad	SOPETRANS	FUEL, DIESEL	44,882.13
Chad	SOPETRANS	FUEL, DIESEL	44,786.82
Chad	SOPETRANS	FUEL, DIESEL	44,729.27
Chad	SOPETRANS	FUEL, DIESEL	44,596.32
Chad	SOPETRANS	FUEL, DIESEL	44,361.43
Chad	SOPETRANS	FUEL, DIESEL	44,261.60
Chad	SOPETRANS	FUEL, DIESEL	44,234.51
Chad	SOPETRANS	FUEL, DIESEL	44,075.55
Chad	SOPETRANS	FUEL, DIESEL	44,037.11
Chad	SOPETRANS	FUEL, DIESEL	43,901.70
Chad	SOPETRANS	FUEL, DIESEL	43,732.70
Chad	SOPETRANS	FUEL, DIESEL	43,732.70
Chad	SOPETRANS	FUEL, DIESEL	43,643.02
Chad	SOPETRANS	FUEL, DIESEL	43,472.33
Chad	SOPETRANS	FUEL, DIESEL	43,373.06
Chad	SOPETRANS	FUEL, DIESEL	43,373.06
Chad	SOPETRANS	FUEL, DIESEL	43,373.06
Chad	SOPETRANS	FUEL, DIESEL	43,373.06
Chad	SOPETRANS	FUEL, DIESEL	43,129.51
Chad	SOPETRANS	FUEL, DIESEL	43,013.42
Chad	SOPETRANS	FUEL, DIESEL	43,012.86
Chad	SOPETRANS	FUEL, DIESEL	42,963.93
Chad	SOPETRANS	FUEL, DIESEL	42,892.60
Chad	SOPETRANS	FUEL, DIESEL	42,862.53
Chad	SOPETRANS	FUEL, DIESEL	42,725.70
Chad	SOPETRANS	FUEL, DIESEL	42,725.70
Chad	SOPETRANS	FUEL, DIESEL	42,594.61
Chad	SOPETRANS	FUEL, DIESEL	42,556.20
Chad	SOPETRANS	FUEL, DIESEL	42,498.11
Chad	SOPETRANS	FUEL, DIESEL	42,491.33
Chad	SOPETRANS	FUEL, DIESEL	42,202.16
Chad	SOPETRANS	FUEL, DIESEL	42,189.36
Chad	SOPETRANS	FUEL, DIESEL	42,127.87
Chad	SOPETRANS	FUEL, DIESEL	42,025.29
Chad	SOPETRANS	FUEL, DIESEL	41,971.86
Chad	SOPETRANS	FUEL, DIESEL	41,779.18
Chad	SOPETRANS	FUEL, DIESEL	41,686.82
Chad	SOPETRANS	FUEL, DIESEL	41,579.95
Chad	SOPETRANS	FUEL, DIESEL	41,445.58
Chad	SOPETRANS	FUEL, DIESEL	41,255.14
Chad	SOPETRANS	FUEL, DIESEL	41,102.13
Chad	SOPETRANS	FUEL, DIESEL	40,760.78
Chad	SOPETRANS	FUEL, DIESEL	40,639.77
Chad	SOPETRANS	FUEL, DIESEL	39,754.11
Chad	SOPETRANS	FUEL, DIESEL	38,906.04
Chad	SOPETRANS	FUEL, DIESEL	38,837.70
Chad	SOPETRANS	FUEL, DIESEL	38,577.50
Chad	SOPETRANS	FUEL, DIESEL	38,567.36
Chad	SOPETRANS	FUEL, DIESEL	37,915.40
Chad	SOPETRANS	FUEL, DIESEL	34,945.40
Chad	TOTAL MARKETTING	FUEL, DIESEL	44,786.82
Chad	TOTAL MARKETTING	FUEL, DIESEL	43,365.01
Chad	TOTAL MARKETTING	FUEL, DIESEL	43,180.43
Chad	TOTAL MARKETTING	FUEL, DIESEL	43,138.27
Chad	TOTAL MARKETTING	FUEL, DIESEL	43,044.63
Chad	TOTAL MARKETTING	FUEL, DIESEL	43,044.31
Chad	TOTAL MARKETTING	FUEL, DIESEL	43,028.65
Chad	TOTAL MARKETTING	FUEL, DIESEL	43,009.56
Chad	TOTAL MARKETTING	FUEL, DIESEL	42,850.66
Chad	TOTAL MARKETTING	FUEL, DIESEL	41,766.40
Chad	TOTAL MARKETTING	FUEL, DIESEL	41,761.70
China	SHANGHAI KOYO-ANP	GEN, CUMMINS, 150	114,290.00
China	SHANGHAI KOYO-ANP	GEN, CUMMINS, 40	34,768.00
Colombia	DISTRIBUIDORA	TOYOTA, PRADO 4X4	94,423.68
Colombia	MOTOBORDA S.A.	BOAT, MOTOBORDA,	36,772.45
Congo	BUROTOP	OFFICE SUPPLIES	45,570.96
Congo	X-OIL CONGO	FUEL, DIESEL	52,491.78
Congo	X-OIL CONGO	FUEL, PETROL (UOM	133,768.43
Congo	X-OIL CONGO	FUEL, PETROL (UOM	117,771.68
Cote d'Ivoire	TOLES IVOIRES	ROOFING	75,660.81
Cote d'Ivoire	TOLES IVOIRES	ROOFING	70,870.20
Cote d'Ivoire	TOTAL CI	FUEL, DIESEL	47,138.07
Cote d'Ivoire	TOTAL CI	FUEL, PETROL (UOM	42,091.83
Democratic Republic of the Congo	AFRI COM	FUEL, DIESEL	200,250.00
Democratic Republic of the Congo	AFRI COM	FUEL, DIESEL	94,999.50
Democratic Republic of the Congo	AFRI COM	FUEL, DIESEL	55,350.00
Democratic Republic of the Congo	AFRI COM	FUEL, DIESEL	33,750.00
Democratic Republic of the Congo	ALLSTONE	SPEED BOAT,	51,480.00
Democratic Republic of the Congo	ALLSTONE	SPEED BOAT,	37,324.00
Democratic Republic of the Congo	AUTO BUSINESS	SPARE	30,051.00
Democratic Republic of the Congo	AUTO LUBUMBASHI	SPARE	30,023.78
Democratic Republic of the Congo	BELTEXCO	SOAP, TOILET	60,000.00
Democratic Republic of the Congo	CHIHUBAGALA	FUEL, DIESEL	38,920.00
Democratic Republic of the Congo	CHIHUBAGALA	FUEL, DIESEL	38,920.00
Democratic Republic of the Congo	ENGEN	FUEL, DIESEL	102,540.00
Democratic Republic of the Congo	ENGEN	FUEL, DIESEL	98,000.00
Democratic Republic of the Congo	ENGEN	FUEL, DIESEL	52,800.00
Democratic Republic of the Congo	ENGEN	FUEL, DIESEL	41,997.96
Democratic Republic of the Congo	ENGEN RDC	FUEL, DIESEL	199,270.00
Democratic Republic of the Congo	ENGEN RDC	FUEL, DIESEL	173,344.50
Democratic Republic of the Congo	ENGEN RDC	FUEL, PETROL (UOM	293,000.00
Democratic Republic of the Congo	ENGEN RDC	FUEL, PETROL (UOM	293,000.00
Democratic Republic of the Congo	ENGEN RDC	FUEL, PETROL (UOM	59,929.90
Democratic Republic of the Congo	ENGEN RDC	FUEL, PETROL (UOM	31,071.20
Democratic Republic of the Congo	Ets MUNGU NI	ENE, SOLAR 100W	35,000.00
Democratic Republic of the Congo	ETS CONGO PNEUS	TYRE, 7.50 R 16-8	34,450.00
Democratic Republic of the Congo	ETS KIVU MOTOR	SPARE	35,757.64
Democratic Republic of the Congo	ETS KIVU MOTOR	TYRE, 10.00 R	31,360.00
Democratic Republic of the Congo	GLOBAL	SANITARY NAPKINS,	41,000.00
Democratic Republic of the Congo	PETRO GINKI -	FUEL, DIESEL	46,230.00
Democratic Republic of the Congo	PETRO GINKI -	FUEL, DIESEL	45,540.00
Democratic Republic of the Congo	PETRO GINKI -	FUEL, DIESEL	44,160.00
Democratic Republic of the Congo	PETRO GINKI -	FUEL, DIESEL	43,470.00
Democratic Republic of the Congo	PETRO GINKI -	FUEL, DIESEL	31,464.00
Democratic Republic of the Congo	PRODIMPX YAMAHA	ENGINE, OUTBOARD,	39,200.00
Democratic Republic of the Congo	TRADING CONGO	UDW, UNDERPANT, WOM	79,900.00
Democratic Republic of the Congo	TRADING CONGO	UDW, UNDERPANT, WOM	71,800.00
Denmark	ATEA	TONER, PRINTER	52,631.00
Denmark	BESTNET A/S	MOSQUITO NET	93,075.00
Denmark	BESTNET A/S	MOSQUITO NET	83,700.00
Denmark	BESTNET A/S	MOSQUITO NET	81,139.50
Denmark	BESTNET A/S	MOSQUITO NET	32,850.00

## Major purchase orders by UN organization

AGENCY			PO Value
Location of Supplier	Name of Supplier	Description of Goods	USD
UNHCR continued			
Denmark	DANCASS A/S	SECURITY	34,071.43
Denmark	DANIMEX	ANT, HF BAS,	42,114.36
Denmark	DANIMEX	ANT, VHF MOB 0dB	125,235.90
Denmark	DANIMEX	ANT, VHF MOB 0dB	55,479.50
Denmark	DANIMEX	CFD400 LOW LOSS	31,727.02
Denmark	DANIMEX	ENE_CHAR 15A 12V	32,394.38
Denmark	DANIMEX	TRX VHF MOB GM360	41,471.83
Denmark	DANIMEX	TRX VHF MOB GM360	31,764.90
Denmark	DANIMEX	TRX, VHF HAND	88,174.24
Denmark	DANIMEX	TRX, VHF HAND	60,916.62
Denmark	DANIMEX	TRX,ACC CHAR	40,545.18
Denmark	DANOFFICE PLC	CISCO	78,036.40
Denmark	DANOFFICE PLC	CISCO CATALYST	187,516.00
Denmark	DANOFFICE PLC	CISCO CATALYST	120,917.14
Denmark	DANOFFICE PLC	CISCO CATALYST	46,020.00
Denmark	DANOFFICE PLC	CISCO CATALYST	38,350.00
Denmark	DANOFFICE PLC	CISCO, 3945 VOICE	141,196.95
Denmark	DANOFFICE PLC	CISCO, 3945 VOICE	65,885.70
Denmark	DANOFFICE PLC	DESKTOP, HP, 8200	152,622.00
Denmark	DANOFFICE PLC	DESKTOP, HP, 8200	94,400.00
Denmark	DANOFFICE PLC	DESKTOP, HP, 8200	75,860.00
Denmark	DANOFFICE PLC	DESKTOP, HP, 8200	71,827.50
Denmark	DANOFFICE PLC	DESKTOP, HP, 8200	61,872.50
Denmark	DANOFFICE PLC	DESKTOP, HP, 8200	60,325.00
Denmark	DANOFFICE PLC	DESKTOP, HP, 8200	59,229.00
Denmark	DANOFFICE PLC	DESKTOP, HP, 8200	51,426.50
Denmark	DANOFFICE PLC	DESKTOP, HP, 8200	51,281.00
Denmark	DANOFFICE PLC	DESKTOP, HP, 8200	44,942.50
Denmark	DANOFFICE PLC	DESKTOP, HP, 8200	42,480.00
Denmark	DANOFFICE PLC	DESKTOP, HP, 8200	36,680.50
Denmark	DANOFFICE PLC	DESKTOP, HP, 8200	35,382.00
Denmark	DANOFFICE PLC	DESKTOP,HP,8200	45,055.00
Denmark	DANOFFICE PLC	LOGITECH WEBCAM	89,757.00
Denmark	DANOFFICE PLC	PACK DESKTOP HP,	60,035.00
Denmark	DANOFFICE PLC	PACK DESKTOP HP,	50,914.00
Denmark	DANOFFICE PLC	PACK HP ELITEBOOK	96,195.00
Denmark	DANOFFICE PLC	PACK HP ELITEBOOK	52,535.00
Denmark	DANOFFICE PLC	PACK HP ELITEBOOK	48,900.00
Denmark	DANOFFICE PLC	PACK HP ELITEBOOK	41,877.00
Denmark	DANOFFICE PLC	PACK HP ELITEBOOK	35,119.00
Denmark	DANOFFICE PLC	PACK,F/S,HP	90,260.00
Denmark	DANOFFICE PLC	PACK,F/S,HP	34,260.50
Denmark	DANOFFICE PLC	PRINTER, HP	30,526.00
Denmark	DANOFFICE PLC	PRINTER,HP,LASERJ	104,518.00
Denmark	DANOFFICE PLC	PRINTER,HP,LASERJ	39,341.00
Denmark	DANOFFICE PLC	PRINTER,HP,LJ	303,467.15
Denmark	DANOFFICE PLC	QUANTUM RDX DOCK	30,791.00
Denmark	DANOFFICE PLC	QUANTUM RDX DOCK	30,393.50
Denmark	DANOFFICE PLC	ROUTER BUNDLE,	391,585.09
Denmark	DANOFFICE PLC	ROUTER, CISCO	42,734.88
Denmark	DANOFFICE PLC	ROUTER, CISCO	30,343.70
Denmark	DANOFFICE PLC	STORAGE AREA	192,240.00
Denmark	DANOFFICE PLC	TELECOMS	119,139.60
Denmark	DANOFFICE PLC	UPS, APC SYMMETRA	40,690.00
Denmark	DANOFFICE PLC	UPS,APC,SMART-UPS	38,668.50
Denmark	DANOFFICE PLC	UPS,APC,SMART-UPS	35,635.50
Denmark	DANOFFICE PLC	UPS,APC,SMART-UPS	32,129.00
Denmark	DANOFFICE PLC	UPS,POWERWARE,	35,054.00
Denmark	GlobeFLX Ltd	ACCESSORIES,	36,379.00
Denmark	GlobeFLX Ltd	TYRES,VARIOUS	42,065.00
Denmark	KJAER +KJAER A/S	MOTOCYCLE,HONDA.O	151,170.68
Denmark	KJAER +KJAER A/S	MOTOCYCLE,HONDA.O	67,082.93
Denmark	KJAER +KJAER A/S	MOTOCYCLE,HONDA.O	45,097.28
Denmark	KJAER +KJAER A/S	SPARE PARTS,HONDA	44,236.00
Denmark	PLANSON EUROPE	CARTRIDGE FOR HP	61,810.00
Denmark	PLANSON EUROPE	DESKTOP	37,499.98
Denmark	PLANSON EUROPE	NBOOK, LENOVO	171,050.00
Denmark	PLANSON EUROPE	NBOOK, LENOVO	132,600.00
Denmark	PLANSON EUROPE	NBOOK, LENOVO	90,000.00
Denmark	PLANSON EUROPE	NBOOK, LENOVO	90,000.00
Denmark	PLANSON EUROPE	NBOOK, LENOVO	90,000.00
Denmark	PLANSON EUROPE	NBOOK, LENOVO	85,000.00
Denmark	PLANSON EUROPE	NBOOK, LENOVO	72,500.00
Denmark	PLANSON EUROPE	NBOOK, LENOVO	69,700.00
Denmark	PLANSON EUROPE	NBOOK, LENOVO	62,000.00
Denmark	PLANSON EUROPE	NBOOK, LENOVO	43,500.00
Denmark	PLANSON EUROPE	NBOOK, LENOVO	42,500.00
Denmark	PLANSON EUROPE	NBOOK, LENOVO	37,800.00
Denmark	PLANSON EUROPE	NBOOK, LENOVO	35,000.00
Denmark	PLANSON EUROPE	NBOOK, LENOVO	34,000.00
Denmark	PLANSON EUROPE	NBOOK, LENOVO	31,000.00
Denmark	PLANSON EUROPE	PHOTOCOPIER,	43,512.44
Denmark	PLANSON EUROPE	PHOTOCOPIER,	40,922.08
Denmark	PLANSON EUROPE	PHOTOCOPIER,	31,569.95
Denmark	PLANSON EUROPE	TONER,PRINTER	47,315.00
Denmark	UNICEF SUPPLY	VACCINES (UNHCR	352,623.73
Djibouti	CENTRE D'ETUDES	WATER	31,615.82
Djibouti	ENTREPRISE	WATER	216,507.63
Djibouti	SDVK, sarl	FUEL, HEATING, KERO	36,412.66
Djibouti	SDVK, sarl	FUEL, HEATING, KERO	36,305.08
Ecuador	AUTOMOTORES Y	PICK-UP, NISSAN,	43,800.00
Ecuador	CASABACA	TOYOTA FORTUNER,	35,290.00
Ecuador	TASKI S.A.	RIBBON, FARGO,	52,212.50
Egypt	Al Jumhuri	MEALS,READY TO	46,183.44
Egypt	Al Jumhuri	MEALS,READY TO	42,429.28
Egypt	Al Jumhuri	MEALS,READY TO	42,233.77
Egypt	Al Jumhuri	MEALS,READY TO	42,038.26
Egypt	CAIRO ELECTRICITY	TRANSFORMER,	45,253.44
Egypt	Jihad Restaurant	MEALS,READY TO	37,337.77
Egypt	Jihad Restaurant	MEALS,READY TO	33,943.43
Egypt	Jihad Restaurant	MEALS,READY TO	33,943.43
Egypt	Jihad Restaurant	MEALS,READY TO	33,943.43
Egypt	The Arab	ELECTRICAL	42,216.39
Ethiopia	AFRICAN	CONTAINER	49,415.39
Ethiopia	AFRICAN	CONTAINER,	124,037.51
Ethiopia	AIRMYAS TESFAYE	UDW UNDERPANT,WOM	146,048.11
Ethiopia	DAYSTAR SYSTEMS	NBOOK, LENOVO	38,179.69
Ethiopia	DEBRE BERHAN	BLANKETS (ADULTS)	150,000.00
Ethiopia	DES GENERAL	SLEEPING MAT,	149,945.94
Ethiopia	ETAB SOAP FACTORY	LAUNDRY SOAP, 65%	387,502.24
Ethiopia	ETAB SOAP FACTORY	SOAP,LAUNDRY,60%	736,871.37
Ethiopia	FAFFA FOOD SHARE	SOYA,CORN,BLEND	148,388.27
Ethiopia	FINCHETU BUSINESS	SANITARY NAPKINS,	93,256.65



## Major purchase orders by UN organization

AGENCY			PO Value
Location of Supplier	Name of Supplier	Description of Goods	USD
UNHCR continued			
Ethiopia	GENERAL	PUMP, SUBMERSIBEL	67,126.00
Ethiopia	HILINA ENRICHED	PLUMPY NUT	384,557.00
Ethiopia	INTERNATIONAL	"CLASSROOM IN A	145,125.86
Ethiopia	KK PLC	BLANKET, 50-70%	136,597.94
Ethiopia	Libya Oil	FUEL, COUPON	154,220.51
Ethiopia	Libya Oil	FUEL, COUPON	69,162.05
Ethiopia	Libya Oil	FUEL, COUPON	41,464.43
Ethiopia	Libya Oil	FUEL, PETROL (UOM	63,703.25
Ethiopia	MILLION ALEMAYEHU	UDW, UNDERPANT, WOM	87,347.62
Ethiopia	MOAB PRIVATE	SANITARY NAPKINS,	146,620.85
Ethiopia	NATIONAL OIL	COOKER, KEROSENE	464,385.77
Ethiopia	NATIONAL OIL	FUEL, DIESEL	50,274.38
Ethiopia	NATIONAL OIL	FUEL, DIESEL	30,580.48
Ethiopia	NATIONAL OIL	FUEL, HEATING, KERO	64,369.60
Ethiopia	RINNAH THERMAL	MISC	138,250.70
Ethiopia	SEARCH TRADING	DESKTOP, HP, DX	37,710.32
Ethiopia	STAMINA GENERAL	TOMATO, CONCENTRAT	145,936.79
Ethiopia	SUGAR CORPORATION	ETHANOL,	107,100.73
Ethiopia	TEMESGEN CHACK	JERRY	54,790.95
Ethiopia	TENAYE YIMAM	TYRE, 7.50 R 16-8	68,263.79
Ethiopia	TENAYE YIMAM	TYRES, VARIOUS	77,491.10
Ethiopia	Tewfik Mohammed	COOKER, KEROSENE	30,699.77
Ethiopia	THE RANGER	MOTORCYCLE, THREE	40,977.15
Ethiopia	UNITED ALPHA	GALVANISED IRON,	111,057.39
Ethiopia	UNOPS	HOUSEHOLD	37,602.38
Ethiopia	VITCCON PLC	PIPES AND	255,785.86
Ethiopia	ZELALEM FAMILY	JERRYCAN, SEMI-COL	78,643.81
Finland	NAPS SYSTEMS OY	ENE, CHAR 50A 48V	45,495.47
Finland	VERSEIDAG	BULLET PROOF	85,662.81
Finland	VERSEIDAG	HELMET, BULLET	33,590.74
Finland	VERSEIDAG	VEST, BULLET	88,324.33
Finland	VERSEIDAG	VEST, BULLET	44,036.69
Finland	VERSEIDAG	VEST, BULLET	32,947.24
France	ICOM FRANCE	ANT, VHF MOB 0dB	107,566.71
France	ICOM FRANCE	CON, COAX N FEMALE	67,985.63
France	ICOM FRANCE	IP-RADIO SIP AND	45,311.05
France	ICOM FRANCE	SMARTPHONE, APPLE	47,383.42
France	ICOM FRANCE	VHF HAN FULL KB,	122,343.87
France	ICOM FRANCE	VHF HAN FULL KB,	91,419.80
France	ICOM FRANCE	VHF HAN FULL KB,	48,216.19
France	ICOM FRANCE	VHF HAN FULL KB,	35,753.77
France	ICOM FRANCE	VHF HAN FULL KB,	33,085.79
France	ICOM FRANCE	VHF HAN FULL KB,	32,365.38
France	ICOM FRANCE	VHF RADIO	40,787.88
France	ICOM FRANCE	VHF REPEATER,	131,282.22
France	ICOM FRANCE	VHF REPEATER,	105,335.43
France	ICOM FRANCE	VHF REPEATER,	102,327.96
France	ICOM FRANCE	VHF REPEATER,	99,544.83
France	ICOM FRANCE	VHF REPEATER,	80,069.28
France	ICOM FRANCE	VHF REPEATER,	52,349.99
France	ICOM FRANCE	VHF TCP,	79,056.59
France	IEC Telecom	FDU, XT FIXED	31,548.00
France	NUTRISET SA	NUTRIBUTTER	64,852.45
France	NUTRISET SA	NUTRIBUTTER	64,365.71
France	NUTRISET SA	PLUMPY DOZ	32,525.10
France	NUTRISET SA	PLUMPY NUT	905,866.62
France	NUTRISET SA	PLUMPY NUT	33,335.76
France	NUTRISET SA	THERAPEUTIC MILK	223,750.03
France	NUTRISET SA	THERAPEUTIC MILK	81,435.97
France	NUTRISET SA	THERAPEUTIC MILK	68,866.48
France	OFFICE DEPOT BS	OFFICE SUPPLIES	45,219.64
France	THALES	FINGERPRINT	47,020.73
Gambia	MUSA KINDA	AGRICULTURAL TOOL	54,000.00
Gambia	SUD FM Shop	RICE, BROKEN (BRI)	107,048.41
Georgia	WISSOL PETROLEUM	FUEL, PETROL (UOM	164,617.81
Georgia	WISSOL PETROLEUM	FUEL, PETROL (UOM	30,921.29
Germany	BOSS PRO-TEC	TRUCK,	171,943.37
Germany	BOSS PRO-TEC	TRUCK,	125,420.33
Germany	BOSS PRO-TEC	TRUCK,	105,395.23
Germany	BOSS PRO-TEC	TRUCK,	91,044.78
Germany	Farmingtons	ARMOURED TOYOTA	800,497.51
Germany	Farmingtons	ARMOURED TOYOTA	663,423.44
Germany	Farmingtons	ARMOURED TOYOTA	473,786.76
Germany	Farmingtons	ARMOURED TOYOTA	335,457.97
Germany	Farmingtons	ARMOURED TOYOTA	333,970.78
Germany	Farmingtons	ARMOURED TOYOTA	333,860.10
Germany	Farmingtons	ARMOURED TOYOTA	315,857.84
Germany	Farmingtons	ARMOURED TOYOTA	173,764.12
Germany	Farmingtons	ARMOURED TOYOTA	165,855.86
Germany	Farmingtons	SPARE	241,839.75
Germany	Farmingtons	SPARE	111,652.51
Germany	Fleischhacker	KIT, TRAUMA	30,564.22
Germany	FWW FAHRZEUGWERK	ACCESSORIES,	37,273.92
Germany	FWW FAHRZEUGWERK	BUS, MERCEDES	202,024.84
Germany	FWW FAHRZEUGWERK	TRUCK,	466,561.75
Germany	FWW FAHRZEUGWERK	TRUCK,	310,374.50
Germany	FWW FAHRZEUGWERK	TRUCK,	279,337.05
Germany	FWW FAHRZEUGWERK	TRUCK,	255,899.60
Germany	FWW FAHRZEUGWERK	TRUCK,	124,149.80
Germany	FWW FAHRZEUGWERK	TRUCK,	62,074.90
Germany	KOCH	STOVE, SAVE 80	125,699.22
Germany	KOCH	STOVE, SAVE 80	86,131.27
Germany	MOTORENFABRIK	GEN, HATZ, 10	81,818.18
Germany	MOTORENFABRIK	GEN, HATZ, 15	46,974.09
Greece	ACTIVE COMPUTER	OFFICE SUPPLIES	30,549.35
Greece	COSMOS BUSINESS	OFFICE SUPPLIES	122,545.45
Greece	DOCUSYS S.A.	PHOTOCOPIER,	98,025.97
Greece	KAPSOLIS AFOI OE	COMPUTER,	35,381.68
Greece	THEODORIDIS I.	OFFICE FURNITURE	45,189.49
India	ANAND	BLANKET,	519,396.21
India	ANAND	BLANKET,	369,501.00
India	ANAND	BLANKET,	332,338.72
India	ANAND	BLANKET,	325,174.66
India	ANAND	BLANKET,	221,304.47
India	ANAND	BLANKET,	175,600.68
India	ANAND	BLANKET,	142,622.86
India	ANAND	BLANKET,	140,882.72
India	ANAND	BLANKET,	110,636.52
India	ANAND	BLANKET,	79,735.85
India	ANAND	BLANKET,	42,391.86
India	BALDEV WOOLLEN	BLANKET,	156,147.60
India	BALDEV WOOLLEN	BLANKET,	102,111.30
India	BALDEV WOOLLEN	BLANKET,	57,690.00

## Major purchase orders by UN organization

AGENCY			PO Value
Location of Supplier	Name of Supplier	Description of Goods	USD
UNHCR continued			
India	BALDEV WOOLLEN	BLANKET,	35,370.60
India	EASTERN SURGICAL	MISC MEDICAL	145,103.85
India	EASTERN SURGICAL	MISC MEDICAL	45,867.74
India	HEXAGON NUTRITION	SUPPLEMENTARY	30,000.00
India	INDIA IMPEX	SOLAR LANTERN,	466,000.00
India	INDIA IMPEX	SOLAR LANTERN,	348,750.00
India	INDIA IMPEX	SOLAR LANTERN,	193,672.50
India	INDIA IMPEX	SOLAR LANTERN,	116,250.00
India	INDIA IMPEX	SOLAR LANTERN,	116,250.00
India	INDIA IMPEX	SOLAR LANTERN,	116,250.00
India	INDIA IMPEX	SOLAR LANTERN,	70,908.00
India	INDO-DANE TEXTILE	BLANKET,	284,022.40
India	INDO-DANE TEXTILE	BLANKET,	242,049.60
India	INDO-DANE TEXTILE	BLANKET,	227,000.00
India	INDO-DANE TEXTILE	BLANKET,	116,950.40
India	INDO-DANE TEXTILE	BLANKET,	80,683.20
India	INDO-DANE TEXTILE	BLANKET,	78,873.00
India	INDO-DANE TEXTILE	BLANKET,	64,650.00
India	INDO-DANE TEXTILE	CLOTH,SANITARY	267,120.00
India	INDO-DANE TEXTILE	CLOTH,SANITARY	129,600.00
India	INDO-DANE TEXTILE	CLOTH,SANITARY	38,160.00
India	KITCHEN	BUCKET,HEAVY DUTY	48,852.00
India	KITCHEN	BUCKET,HEAVY DUTY	48,852.00
India	KITCHEN	BUCKET,HEAVY DUTY	47,365.20
India	KITCHEN	BUCKET,HEAVY DUTY	39,000.00
India	KITCHEN	BUCKET,HEAVY DUTY	31,200.00
India	KITCHEN	JERRYCAN,SEMI-COL	102,000.00
India	KITCHEN	JERRYCAN,SEMI-COL	57,800.00
India	KITCHEN	JERRYCAN,SEMI-COL	33,480.00
India	KITCHEN	MAT, SYNTHETIC	151,514.00
India	KITCHEN	MAT, SYNTHETIC	95,142.00
India	KITCHEN	MAT, SYNTHETIC	62,350.00
India	KITCHEN	MAT, SYNTHETIC	39,050.00
India	M.K. EXIM (INDIA)	MAT, SYNTHETIC	72,250.00
India	M.K. EXIM (INDIA)	MAT, SYNTHETIC	61,020.00
India	PARKASH WOOLLEN	BLANKET,	304,704.00
India	PARKASH WOOLLEN	BLANKET,	179,712.00
India	PARKASH WOOLLEN	BLANKET,	171,000.00
India	PARKASH WOOLLEN	BLANKET,	79,488.00
India	PARKASH WOOLLEN	BLANKET,	79,488.00
India	PARKASH WOOLLEN	BLANKET,	64,022.40
India	PARKASH WOOLLEN	BLANKET,	51,300.00
India	PRIYANKA (INDIA)	BUCKET,HEAVY DUTY	158,785.92
India	PRIYANKA (INDIA)	BUCKET,HEAVY DUTY	58,847.04
India	PRIYANKA (INDIA)	BUCKET,HEAVY DUTY	57,775.68
India	PRIYANKA (INDIA)	BUCKET,HEAVY DUTY	32,659.20
India	PRIYANKA (INDIA)	KITCHEN SET, TYPE	218,700.00
India	PRIYANKA (INDIA)	KITCHEN SET, TYPE	202,500.00
India	PRIYANKA (INDIA)	KITCHEN SET, TYPE	145,800.00
India	PRIYANKA (INDIA)	KITCHEN SET, TYPE	145,800.00
India	PRIYANKA (INDIA)	KITCHEN SET, TYPE	145,800.00
India	PRIYANKA (INDIA)	KITCHEN SET, TYPE	131,220.00
India	PRIYANKA (INDIA)	KITCHEN SET, TYPE	94,500.00
India	PRIYANKA (INDIA)	KITCHEN SET, TYPE	87,480.00
India	PRIYANKA (INDIA)	KITCHEN SET, TYPE	81,000.00
India	PRIYANKA (INDIA)	KITCHEN SET, TYPE	67,500.00
India	PRIYANKA (INDIA)	KITCHEN SET, TYPE	67,500.00
India	PRIYANKA (INDIA)	KITCHEN SET, TYPE	58,752.00
India	PRIYANKA (INDIA)	KITCHEN SET, TYPE	58,752.00
India	PRIYANKA (INDIA)	KITCHEN SET, TYPE	54,000.00
India	STREAMFLOW	MAT, SYNTHETIC	161,460.00
India	STREAMFLOW	MAT, SYNTHETIC	141,000.00
India	STREAMFLOW	MAT, SYNTHETIC	136,770.00
India	TECHNO RELIEF	KITCHEN SET, TYPE	129,500.00
India	TECHNO RELIEF	KITCHEN SET, TYPE	56,980.00
India	TECHNO RELIEF	KITCHEN SET, TYPE	33,670.00
India	TECHNO RELIEF	MAT, SYNTHETIC	100,100.00
India	TECHNO RELIEF	MAT, SYNTHETIC	57,200.00
India	TECHNO RELIEF	MAT, SYNTHETIC	56,520.00
India	TECHNO TARP &	PLASTIC,TARPAULIN	291,500.00
India	TECHNO TARP &	PLASTIC,TARPAULIN	195,300.00
India	TECHNO TARP &	PLASTIC,TARPAULIN	174,900.00
India	TECHNO TARP &	PLASTIC,TARPAULIN	122,605.00
India	TECHNO TARP &	PLASTIC,TARPAULIN	116,600.00
India	TECHNO TARP &	PLASTIC,TARPAULIN	95,400.00
India	TECHNO TARP &	PLASTIC,TARPAULIN	93,575.00
India	TECHNO TARP &	PLASTIC,TARPAULIN	79,500.00
India	TECHNO TARP &	PLASTIC,TARPAULIN	63,600.00
India	TECHNO TARP &	PLASTIC,TARPAULIN	58,300.00
India	TECHNO TARP &	PLASTIC,TARPAULIN	58,300.00
India	TECHNO TARP &	PLASTIC,TARPAULIN	53,000.00
India	TECHNO TARP &	PLASTIC,TARPAULIN	47,700.00
India	TECHNO TARP &	PLASTIC,TARPAULIN	31,800.00
India	VANDANA LOGISTICS	KITCHEN SET, TYPE	850,500.00
India	VANDANA LOGISTICS	KITCHEN SET, TYPE	454,555.80
India	VANDANA LOGISTICS	KITCHEN SET, TYPE	402,019.20
India	VANDANA LOGISTICS	KITCHEN SET, TYPE	402,019.20
India	VANDANA LOGISTICS	KITCHEN SET, TYPE	378,642.60
India	VANDANA LOGISTICS	KITCHEN SET, TYPE	342,921.60
India	VANDANA LOGISTICS	KITCHEN SET, TYPE	279,450.00
India	VANDANA LOGISTICS	KITCHEN SET, TYPE	160,807.68
India	VANDANA LOGISTICS	KITCHEN SET, TYPE	128,595.60
India	VANDANA LOGISTICS	KITCHEN SET, TYPE	126,087.84
India	VANDANA LOGISTICS	KITCHEN SET, TYPE	126,087.84
India	VANDANA LOGISTICS	KITCHEN SET, TYPE	121,500.00
India	VANDANA LOGISTICS	KITCHEN SET, TYPE	107,205.12
India	VANDANA LOGISTICS	KITCHEN SET, TYPE	103,804.20
India	VANDANA LOGISTICS	KITCHEN SET, TYPE	80,190.00
India	VANDANA LOGISTICS	KITCHEN SET, TYPE	72,900.00
India	VANDANA LOGISTICS	KITCHEN SET, TYPE	64,297.80
India	VANDANA LOGISTICS	KITCHEN SET, TYPE	63,957.60
India	VANDANA LOGISTICS	MAT, SYNTHETIC	144,000.00
India	VANDANA LOGISTICS	MAT, SYNTHETIC	69,120.00
India	VANDANA LOGISTICS	MAT, SYNTHETIC	63,342.00
India	VANDANA LOGISTICS	MAT, SYNTHETIC	55,080.00
Iran (Islamic Republic of)	MODIRIYAT	MEDICAL EQUIPMENT	99,330.61
Iran (Islamic Republic of)	NASR DOOKHT	SEWING MACHINE,	36,181.90
Iran (Islamic Republic of)	SANAYEH AMOUZESHI	SMARTBOARD,	91,020.41
Iraq	Abnaa Al Abduly	FAN, STANDING	210,000.00
Iraq	Abnaa Al Abduly	FAN, STANDING	58,800.00
Iraq	Abnaa Al Abduly	JERRYCAN,PLASTIC,	52,000.00
Iraq	Abnaa Al Abduly	JERRYCAN,PLASTIC,	32,500.00
Iraq	Abnaa Al Abduly	STOVE,COOKING	102,500.00

## Major purchase orders by UN organization

AGENCY			PO Value
Location of Supplier	Name of Supplier	Description of Goods	USD
UNHCR continued			
Iraq	AL HELAL CO FOR	MATTRESS, FOAM	544,000.00
Iraq	Busiryan Panel	PREFABRICATED	46,000.00
Iraq	Busiryan Panel	PREFABRICATED	30,880.00
Iraq	Contractor Sidiq	SECURITY FENCE,	38,100.00
Iraq	DASHTI SANAT FOR	DIAPERS, BABY	286,000.00
Iraq	Fertile Crescent	GEN, PERKINS, 200	41,150.00
Iraq	Gulf Land General	MATTRESS, FOAM	653,790.00
Iraq	Gulf Land General	MATTRESS, FOAM	421,800.00
Iraq	HEMN Group (IRQ)	QUILT	912,000.00
Iraq	HEMN GROUP (IRQ)	QUILT	292,500.00
Iraq	HEMN Group (IRQ)	QUILT	240,500.00
Iraq	HEMN Group (IRQ)	QUILT	101,650.00
Iraq	Jawharat Al-	VEHICLE, KIA	125,000.00
Iraq	Muhit Hamreen	OFFICE FURNITURE	36,850.00
Italy	ABBARCI DARFUR	TRUCK, IVECO	1,015,000.00
Italy	COELMO	GEN, PERKINS, 400	51,562.34
Italy	COELMO	GEN, PERKINS, 50	50,493.30
Italy	COELMO	GENERATOR,	159,357.80
Italy	COELMO	GENERATOR,	124,631.06
Italy	COELMO	GENERATOR,	67,826.08
Italy	COELMO	GENERATOR,	30,208.70
Japan	J. GERBER AND	ENGINE, OUTBOARD	52,460.51
Japan	J. GERBER AND	MOTOCYCLE,YAMAHA	161,796.61
Japan	J. GERBER AND	OIL,ENGINE	67,449.98
Japan	NISSAN TRADING	NISSAN	127,812.95
Japan	NISSAN TRADING	NISSAN	32,480.37
Japan	NISSAN TRADING	NISSAN PATROL,	72,475.10
Japan	NISSAN TRADING	PICK-UP, NISSAN,	371,933.11
Japan	TOYOTA MOTOR	AMB, TOYOTA	220,484.55
Japan	TOYOTA MOTOR	AMB, TOYOTA	87,100.94
Japan	TOYOTA MOTOR	AMB, TOYOTA	85,319.05
Japan	TOYOTA MOTOR	AMB, TOYOTA	45,873.39
Japan	TOYOTA MOTOR	COMBUS,TOYOTA	286,471.00
Japan	TOYOTA MOTOR	COMBUS,TOYOTA	244,018.19
Japan	TOYOTA MOTOR	COMBUS,TOYOTA	117,251.30
Japan	TOYOTA MOTOR	COMBUS,TOYOTA	37,285.34
Japan	TOYOTA MOTOR	PICK-UP,TOYOTA	494,293.19
Japan	TOYOTA MOTOR	PICK-UP,TOYOTA	198,002.28
Japan	TOYOTA MOTOR	PICK-UP,TOYOTA	158,810.40
Japan	TOYOTA MOTOR	PICK-UP,TOYOTA	109,142.71
Japan	TOYOTA MOTOR	PICK-UP,TOYOTA,HI	72,624.32
Japan	TOYOTA MOTOR	VEHICLE, TOYOTA	794,802.33
Japan	TOYOTA MOTOR	VEHICLE, TOYOTA	534,787.85
Japan	TOYOTA MOTOR	VEHICLE, TOYOTA	413,447.27
Japan	TOYOTA MOTOR	VEHICLE, TOYOTA	317,668.09
Japan	TOYOTA MOTOR	VEHICLE, TOYOTA	303,372.98
Japan	TOYOTA MOTOR	VEHICLE, TOYOTA	302,690.32
Japan	TOYOTA MOTOR	VEHICLE, TOYOTA	238,778.18
Japan	TOYOTA MOTOR	VEHICLE, TOYOTA	229,835.81
Japan	TOYOTA MOTOR	VEHICLE, TOYOTA	210,836.71
Japan	TOYOTA MOTOR	VEHICLE, TOYOTA	186,549.67
Japan	TOYOTA MOTOR	VEHICLE, TOYOTA	155,963.45
Japan	TOYOTA MOTOR	VEHICLE, TOYOTA	114,027.81
Japan	TOYOTA MOTOR	VEHICLE, TOYOTA	110,799.74
Japan	TOYOTA MOTOR	VEHICLE, TOYOTA	85,225.16
Japan	TOYOTA MOTOR	VEHICLE, TOYOTA	75,130.48
Japan	TOYOTA MOTOR	VEHICLE, TOYOTA	70,266.04
Japan	TOYOTA MOTOR	VEHICLE, TOYOTA	69,714.07
Japan	TOYOTA MOTOR	VEHICLE, TOYOTA	65,818.14
Japan	TOYOTA MOTOR	VEHICLE, TOYOTA	64,548.22
Japan	TOYOTA MOTOR	VEHICLE, TOYOTA	64,249.34
Japan	TOYOTA MOTOR	VEHICLE, TOYOTA	34,039.21
Japan	TOYOTA MOTOR	VEHICLE, TOYOTA	32,157.41
Jordan	Al Sami General	HYGIENE PARCEL	164,400.00
Jordan	Al Sami General	HYGIENE PARCEL	164,400.00
Jordan	Al Sami General	SANITARY NAPKINS,	61,800.00
Jordan	Al Sami General	SOAP,TOILET	74,000.15
Jordan	Al Sami General	STOVE,COOKING/HEA	288,000.00
Jordan	Al Sami General	STOVE,COOKING/HEA	128,000.00
Jordan	Alata a	PREFABRICATED	68,006.79
Jordan	Al-Hadi Medical &	MEDICAL EQUIPMENT	33,898.31
Jordan	Al-Hanaifeh	VOUCHER FOR FOOD	141,313.56
Jordan	Alkhyool	GENERATOR SDMO	66,080.82
Jordan	Al-Qudah Trading	FOOD ITEMS	122,796.61
Jordan	Alwafi Group for	MEDICAL EQUIPMENT	43,161.02
Jordan	ARAB MEDICAL &	MEDICAL EQUIPMENT	859,720.33
Jordan	As'ad Derhally	MEDICAL EQUIPMENT	68,305.09
Jordan	Basil Abu-Hijleh	MEDICAL EQUIPMENT	47,669.49
Jordan	DARACHMEH BROS CO	CLOTHING WINTER	49,435.03
Jordan	Feda Al-Assi	DRESS,WOMEN	32,531.82
Jordan	FINE HYGIENIC	DIAPER, SIZE	127,118.05
Jordan	FINE HYGIENIC	DIAPER, SIZE	68,117.94
Jordan	FINE HYGIENIC	DIAPER, SIZE	49,435.02
Jordan	FINE HYGIENIC	SANITARY NAPKINS,	158,418.70
Jordan	FINE HYGIENIC	SANITARY NAPKINS,	49,999.38
Jordan	Food Security	FOOD ITEMS	204,435.03
Jordan	Food Security	FOOD ITEMS	199,490.81
Jordan	Food Security	FOOD ITEMS	198,322.57
Jordan	Food Security	FOOD ITEMS	138,728.82
Jordan	Food Security	FOOD ITEMS	88,797.74
Jordan	Food Security	FOOD ITEMS	81,779.66
Jordan	Food Security	FOOD ITEMS	79,582.74
Jordan	Food Security	FOOD ITEMS	52,372.88
Jordan	Food Security	VOUCHER FOR FOOD	177,643.50
Jordan	Food Security	VOUCHER FOR FOOD	146,508.47
Jordan	Food Security	VOUCHER FOR FOOD	65,076.84
Jordan	Food Security	VOUCHER FOR FOOD	58,615.82
Jordan	International for	MATTRESS, FOAM	797,881.36
Jordan	International for	MATTRESS, FOAM	466,275.54
Jordan	International for	MATTRESS, FOAM	398,940.68
Jordan	International for	MATTRESS, FOAM	398,940.68
Jordan	International for	MATTRESS, FOAM	166,800.00
Jordan	International for	MATTRESS, FOAM	132,980.23
Jordan	International for	MATTRESS, FOAM	132,980.23
Jordan	Jordan Modern Oil	FUEL, DIESEL	31,285.32
Jordan	Jordan Pioneer	PREFABRICATED	6,885,593.22
Jordan	Jordan Pioneer	PREFABRICATED	197,782.48
Jordan	Jordan Resources	SEWAGE VACUUM	255,649.72
Jordan	Jordan Tractor	BACKHOE LOADER,	81,329.56
Jordan	Koubaltary	MEDICAL EQUIPMENT	211,864.41
Jordan	Lotus Medical	MEDICAL EQUIPMENT	43,220.34
Jordan	Marmara for	MEDICAL EQUIPMENT	31,355.93
Jordan	Muna Al-Zaben	MEDICAL EQUIPMENT	80,084.75

## Major purchase orders by UN organization

AGENCY			PO Value
Location of Supplier	Name of Supplier	Description of Goods	USD
UNHCR continued			
Jordan	National	OFFICE SUPPLIES	44,491.52
Jordan	Omar Kafesha &	BAG,60 X100 CM	92,161.02
Jordan	Prime Medical &	MEDICAL EQUIPMENT	35,875.71
Jordan	Qasr Alhallabat	HYGIENE PARCEL	33,615.82
Jordan	Tawlefah	HYGIENE PARCEL	148,956.22
Jordan	Tawlefah	HYGIENE PARCEL	148,956.22
Jordan	Tawlefah	HYGIENE PARCEL	40,090.39
Jordan	Technical	OFFICE SUPPLIES	31,175.15
Jordan	Transjordan	PICK-UP.	52,350.00
Jordan	Unity Medical	MEDICAL EQUIPMENT	109,251.41
Jordan	Universal	4X2, TANKER,WATER	333,333.33
Kenya	ALPHA LOGISTICS	CONTAINER	87,048.75
Kenya	ASHUT ENGINEERS	MOBILE FILING	31,291.30
Kenya	BIDCO OIL	LAUNDRY SOAP, 70%	70,500.00
Kenya	BIDCO OIL	SOAP, BARS 70%	564,000.00
Kenya	BIDCO OIL	SOAP, BARS 70%	470,000.00
Kenya	BIDCO OIL	SOAP, BARS 70%	352,500.00
Kenya	BIDCO OIL	SOAP, BARS 70%	311,375.00
Kenya	BIDCO OIL	SOAP, BARS 70%	235,000.00
Kenya	BIDCO OIL	SOAP, BARS 70%	211,500.00
Kenya	BIDCO OIL	SOAP, BARS 70%	152,750.00
Kenya	BIDCO OIL	SOAP, BARS 70%	149,225.00
Kenya	BIDCO OIL	SOAP, BARS 70%	117,500.00
Kenya	BIDCO OIL	SOAP, BARS 70%	98,700.00
Kenya	BIDCO OIL	SOAP, BARS 70%	91,650.00
Kenya	BIDCO OIL	SOAP, BARS 70%	88,125.00
Kenya	BIDCO OIL	SOAP, BARS 70%	58,750.00
Kenya	BIDCO OIL	SOAP, BARS 70%	58,750.00
Kenya	BIDCO OIL	SOAP, BARS 70%	39,480.00
Kenya	BROAD STREET	SUPPLIES FOR	62,547.70
Kenya	BUSINESS	NORTEL BCM 450	58,668.69
Kenya	BUSINESS	TELEPHONE/	32,430.00
Kenya	CMC MOTORS GROUP	TRACTOR, 4X4	455,005.50
Kenya	COMACON LTD	FUEL TANK, STEEL	122,394.42
Kenya	CORRUGATED SHEETS	SHEET,STEEL,ROOFI	303,680.00
Kenya	DELTA TRADING	SPARES/ACC FOR	43,376.86
Kenya	EAST AFRICAN	ELECTRICAL	83,202.55
Kenya	EDUCATE YOURSELF	BOOKS	37,691.57
Kenya	EXPORT TRADING	BISCUITS, HIGH	34,375.00
Kenya	EXPORT TRADING	SOYA,CORN,BLEND	80,067.00
Kenya	GALANA OIL KENYA	FUEL, DIESEL	720,518.87
Kenya	GALANA OIL KENYA	FUEL, DIESEL	396,825.40
Kenya	GENERAL MOTORS	BUS, ISUZU MV123,	82,010.00
Kenya	GENESIL AUTOBRAKE	SPARE	169,000.00
Kenya	HASS PETROLEUM	FUEL, DIESEL	502,219.88
Kenya	HASS PETROLEUM	FUEL, DIESEL	407,367.45
Kenya	HASS PETROLEUM	FUEL, DIESEL	313,946.59
Kenya	HASS PETROLEUM	FUEL, DIESEL	244,462.93
Kenya	HOTPOINT	POWERGUARD, 370	58,343.95
Kenya	KENYA TENTS LTD	TENT, DOUBLE	89,020.77
Kenya	KENYA TENTS LTD	TENT, SELF	165,075.90
Kenya	KENYA TENTS LTD	TENT,CANVAS,10 X	60,255.48
Kenya	KINGS WEAR	SANITARY NAPKINS,	411,030.09
Kenya	KINGS WEAR	SANITARY NAPKINS,	216,951.30
Kenya	KINGS WEAR	SANITARY NAPKINS,	69,807.39
Kenya	KINGSWAY TYRES	TYRES,VARIOUS	50,581.40
Kenya	LINO STATIONERS	OFFICE SUPPLIES	49,657.34
Kenya	LINO STATIONERS	OFFICE SUPPLIES	41,841.86
Kenya	LINO STATIONERS	TONER,HPC	59,191.88
Kenya	MECOL LIMITED	OFFICE FURNITURE	36,744.19
Kenya	NDUME LIMITED	BRICK MAKING	54,134.45
Kenya	NYALE INVESTMENTS	CONTAINER	60,896.29
Kenya	ORAD LIMITED	AUTOMATIC	69,900.00
Kenya	PAT-DRILL AFRICA	WATER FILTRATION	57,413.80
Kenya	PISU COMPANY	GREENGRAMS	874,442.08
Kenya	PISU COMPANY	GREENGRAMS	792,941.18
Kenya	PISU COMPANY	GREENGRAMS	424,516.75
Kenya	PISU COMPANY	GREENGRAMS	378,607.40
Kenya	RANEEM PLATSIC	MAT, SYNTHETIC	57,511.74
Kenya	RELTEX TARPULINS	PLASTIC,TARPAULIN	449,750.00
Kenya	RELTEX TARPULINS	PLASTIC,TARPAULIN	398,350.00
Kenya	RELTEX TARPULINS	PLASTIC,TARPAULIN	234,540.00
Kenya	RELTEX TARPULINS	PLASTIC,TARPAULIN	193,733.00
Kenya	RELTEX TARPULINS	PLASTIC,TARPAULIN	128,500.00
Kenya	RELTEX TARPULINS	PLASTIC,TARPAULIN	128,500.00
Kenya	RELTEX TARPULINS	PLASTIC,TARPAULIN	128,500.00
Kenya	RELTEX TARPULINS	PLASTIC,TARPAULIN	70,675.00
Kenya	RELTEX TARPULINS	PLASTIC,TARPAULIN	64,250.00
Kenya	RELTEX TARPULINS	PLASTIC,TARPAULIN	51,400.00
Kenya	RELTEX TARPULINS	PLASTIC,TARPAULIN	42,347.50
Kenya	SPARTAN RELIEF	BAG,TRAVELLING	80,300.00
Kenya	SPARTAN RELIEF	BLANKETS (ADULTS)	38,500.00
Kenya	SPARTAN RELIEF	HYGIENE PARCEL	53,960.50
Kenya	SPARTAN RELIEF	SANITARY NAPKINS,	83,514.10
Kenya	SPARTAN RELIEF	SANITARY NAPKINS,	62,827.18
Kenya	SPARTAN RELIEF	SANITARY NAPKINS,	53,820.20
Kenya	SPARTAN RELIEF	UDW,UNDERPANT WOM	254,685.40
Kenya	SPARTAN RELIEF	WRAPPERS FOR	55,530.00
Kenya	SPECIALISED	SPEED BOAT,	90,750.00
Kenya	SPECIALISED	VISIBILITY ITEMS	49,993.46
Kenya	SPECIALIZED	AIR CONDITIONER	350,000.00
Kenya	SPELLING TRADING	BRICK PRESS	98,500.00
Kenya	SPINNERS AND	BLANKETS (ADULTS)	120,748.24
Kenya	TAKE TWO GROUP	PREFABRICATED	67,959.00
Kenya	TAKE TWO GROUP	PREFABRICATED	62,170.00
Kenya	TECHNO RELIEF	CLOTH,SANITARY	238,103.50
Kenya	TECHNO RELIEF	CLOTH,SANITARY	177,761.46
Kenya	TECHNO RELIEF	CLOTH,SANITARY	70,620.11
Kenya	TECHNO RELIEF	FOOD SUPPLEMENT,	30,975.00
Kenya	TECHNO RELIEF	JERRY	52,399.06
Kenya	TECHNO RELIEF	LAUNDRY SOAP, 65%	240,974.15
Kenya	TEXT BOOK CENTRE	BOOKS	289,964.54
Kenya	THERMOTEQ COOLING	AIR CONDITIONER	34,707.16
Kenya	TIRUPATI KENYA	ANTI-SHATTERING	37,004.81
Kenya	TIRUPATI KENYA	ANTI-SHATTERING	33,595.39
Kenya	TOYOTA KENYA	ALL TERRAIN	103,529.41
Kenya	TREDCOR KENYA	TYRES,VARIOUS	66,573.73
Kenya	UNITED NATIONS	FUEL, PETROL, (UOM	33,023.25
Kenya	VICTORIA	ACCESSORIES,OFFIC	48,012.05
Kenya	VICTORIA	MISCELLANEOUS	77,775.68
Kenya	VICTORIA	OFFICE FURNITURE	143,693.57
Kenya	VICTORIA	SOFA,LEATHER	56,144.58
Kuwait	UNITED NATIONS	PREFABRICATED	34,008.00

## Major purchase orders by UN organization

AGENCY	Location of Supplier	Name of Supplier	Description of Goods	PO Value USD
UNHCR	continued			
Lebanon		ABED TAHAN	HEATER,GAS	123,640.00
Lebanon		ALHOUDA CO.	BLANKET,	731,250.00
Lebanon		ALHOUDA CO.	BLANKET,	585,000.00
Lebanon		ALHOUDA CO.	BLANKET,	148,115.00
Lebanon		ALHOUDA CO.	HYGIENE PARCEL	1,024,500.00
Lebanon		ALHOUDA CO.	HYGIENE PARCEL	717,150.00
Lebanon		ALHOUDA CO.	HYGIENE PARCEL	409,800.00
Lebanon		ALHOUDA CO.	HYGIENE PARCEL	307,350.00
Lebanon		ALHOUDA CO.	MATTRESS, FOAM	1,269,650.00
Lebanon		ALHOUDA CO.	MATTRESS, FOAM	1,042,250.00
Lebanon		ALHOUDA CO.	MATTRESS, FOAM	947,500.00
Lebanon		ALHOUDA CO.	MATTRESS, FOAM	852,750.00
Lebanon		ALHOUDA CO.	MATTRESS, FOAM	748,525.00
Lebanon		ALHOUDA CO.	MATTRESS, FOAM	710,625.00
Lebanon		ALHOUDA CO.	MATTRESS, FOAM	568,500.00
Lebanon		ALHOUDA CO.	MATTRESS, FOAM	568,500.00
Lebanon		ALHOUDA CO.	MATTRESS, FOAM	142,125.00
Lebanon		ALHOUDA CO.	QUILT	899,000.00
Lebanon		ALHOUDA CO.	QUILT	449,500.00
Lebanon		ALHOUDA CO.	QUILT	449,500.00
Lebanon		BOUSTANY UNITED	TOYOTA LC PRADO	80,000.00
Lebanon		ETS NAHEED	ACCESS/SPARES.STO	170,460.00
Lebanon		ETS NAHEED	QUILT	204,800.00
Lebanon		FURNITURE, AND	MATTRESS, FOAM,	383,600.00
Lebanon		JAMAL HARDWARE	SHELTER TOOL KIT	49,602.00
Lebanon		JARRAH TRADING	SHELTER TOOL KIT	49,165.00
Lebanon		JUBAILI BROS.	GEN, PERKINS, 15	51,849.00
Lebanon		NASRI KARAM AND	MATTRESS, FOAM,	555,000.00
Lebanon		NATIONAL	HEATER,GAS	66,000.00
Liberia		AUTO LINK LIBERIA	TYRE, 10.00 R	67,978.00
Liberia		BEEVER COMPANY	GEN, PERKINS, 150	49,850.00
Liberia		MASTER TRADING	TYRE,235/85 R 16	41,341.25
Liberia		RMA LIBERIA LTD	Tractor MF	114,600.00
Liberia		THUNDER BIRD	OIL,ENGINE	73,080.00
Liberia		THUNDER BIRD	OIL,ENGINE	63,743.00
Liberia		THUNDER BIRD	SPARE	39,875.00
Liberia		UNITED NATIONS	FUEL, DIESEL	1,020,000.00
Liberia		UNITED NATIONS	FUEL, DIESEL	139,434.10
Liberia		UNITED NATIONS	FUEL, DIESEL	100,486.04
Liberia		UNITED NATIONS	FUEL, DIESEL	85,283.53
Liberia		UNITED NATIONS	FUEL, DIESEL	70,000.00
Liberia		UNITED NATIONS	FUEL, DIESEL	64,718.67
Libya		FREE LIBYA	GENERATOR,	65,949.12
Libya		Zart Oil Services	MATTRESS, FOAM	378,571.43
Malaysia		CHUAN GUAN SYSTEM	ID CARD, PVC,	40,988.94
Malaysia		SHELL MALAYSIA	FUEL, PETROL (UOM	31,545.74
Malaysia		STANDARD PHARMACY	ORAL MEDICINES	56,073.85
Malaysia		Teguh Wiramas	LEASEHOLD	93,715.14
Malaysia		UMW TOYOTA MOTOR	TOYOTA, INNOVA	35,463.26
Mali		GROUPEP	GENERATOR,	30,770.04
Mali		MLI CFAO MOTORS	PEUGEOT 508,	35,203.00
Mali		MLI CFAO MOTORS	TOYOTA	82,362.05
Mauritania		Ets Ahmedou Bamba	BUCKET,HEAVY DUTY	55,980.06
Mauritania		ETS BAH OULD	MAT, SYNTHETIC	143,323.97
Mauritania		ETS BAH OULD	MAT, SYNTHETIC	81,164.38
Mauritania		ETS BAH OULD	MAT, SYNTHETIC	78,312.63
Mauritania		ETS CHEIKH OULD	MAT,WOVEN STRAW,	383,673.47
Mauritania		ETS CHEIKH OULD	RICE,BROKEN (BRI)	160,501.31
Mauritania		ETS CHEIKH OULD	RICE,BROKEN (BRI)	58,638.69
Mauritania		ETS CHEIKH OULD	RICE,BROKEN (BRI)	47,676.72
Mauritania		ETS CHEIKH OULD	RICE,BROKEN (BRI)	41,717.14
Mauritania		ETS CHEIKH OULD	RICE,BROKEN (BRI)	39,092.46
Mauritania		ETS ESSAVA -	BAG,PLASTIC,PI	57,429.26
Mauritania		ETS ESSAVA -	RICE,BROKEN (BRI)	53,534.50
Mauritania		ETS ESSAVA -	RICE,BROKEN (BRI)	51,971.73
Mauritania		ETS MOHAMED	WOOD	263,156.47
Mauritania		Ets Mohamedou	WOOD	336,870.75
Mauritania		ETS O/ MOHAMED	BLANKET, 2X1.5M	245,050.36
Mauritania		ETS O/ MOHAMED	BLANKET, 2X1.5M	124,792.01
Mauritania		ETS O/ MOHAMED	BLANKET, 2X1.5M	119,257.94
Mauritania		ETS O/ MOHAMED	BLANKET, 2X1.5M	117,339.72
Mauritania		ETS O/ MOHAMED	MOSQUITO NET	41,127.69
Mauritania		ETS O/ MOHAMED	PLASTIC	74,540.81
Mauritania		Ets SOCOREM	KITCHEN UTENSILS,	149,983.36
Mauritania		Ets SOCOREM	SOAP, BARS 70%	118,519.90
Mauritania		GTnTral des	LEASEHOLD	40,658.37
Mauritania		SOMACOGIR	GENERATOR, PRAMAC	33,105.80
Mauritania		TOTAL MAURITANIE	FUEL, DIESEL	38,562.49
Mauritania		TOYOTA MAURITANIE	AMB, TOYOTA LC HT	155,272.88
Morocco		SCANIA Maroc S.A.	BUS, SCANIA 4X2,	296,208.53
Mozambique		ZIA COMERCIAL	RICE,BROKEN (BRI)	44,992.81
Myanmar		5 Pixels Offset &	HYGIENE PARCEL	150,643.82
Myanmar		Basin	MISCELLANEOUS	63,262.66
Myanmar		Basin	SLEEPING MAT,	123,077.81
Myanmar		Golden Bell	CLOTH,SANITARY	32,530.12
Myanmar		Hlaing Hlaing	HYGIENE PARCEL	101,575.29
Myanmar		Ingin Yagon	HYGIENE PARCEL	124,464.12
Myanmar		Ingin Yagon	IOM NFI KIT	81,609.81
Myanmar		MYANMA PETROLEUM	FUEL, DIESEL (UOM	72,375.00
Myanmar		MYANMA PETROLEUM	FUEL, PETROL (UOM	86,690.00
Myanmar		Yangon Tractor	HYGIENE PARCEL	201,205.52
Myanmar		Zyduz	IOM NFI KIT	130,126.09
Nepal		MAHINDRA &	PICK-UP, MAHINDRA	45,450.00
Nepal		SOLAR SOLUTIONS	SOLAR POWER	40,598.19
Netherlands		IMRES	MEDICAL EQUIPMENT	77,344.05
Netherlands		IMRES	MEDICAL EQUIPMENT	34,205.00
Netherlands		IMRES	MISC MEDICAL	147,656.65
Netherlands		IMRES	MISC MEDICAL	123,017.20
Netherlands		INTERNATIONAL	KIT (BASIC),	48,024.00
Netherlands		INTERNATIONAL	MISC MEDICAL	70,547.58
Netherlands		INTERNATIONAL	MISCELLANEOUS	866,431.00
Netherlands		INTERNATIONAL	MISCELLANEOUS	552,796.26
Netherlands		INTERNATIONAL	MISCELLANEOUS	364,320.81
Netherlands		INTERNATIONAL	MISCELLANEOUS	229,346.24
Netherlands		INTERNATIONAL	MISCELLANEOUS	205,262.00
Netherlands		INTERNATIONAL	MISCELLANEOUS	146,718.03
Netherlands		INTERNATIONAL	MISCELLANEOUS	103,294.36
Netherlands		INTERNATIONAL	MISCELLANEOUS	87,265.79
Netherlands		INTERNATIONAL	MISCELLANEOUS	81,470.64
Netherlands		INTERNATIONAL	MISCELLANEOUS	57,099.35
Netherlands		INTERNATIONAL	MISCELLANEOUS	40,740.01
Netherlands		THE MEDICAL	KIT (BASIC),	57,105.00
Netherlands		THE MEDICAL	MEDICAL KIT	47,900.00



## Major purchase orders by UN organization

AGENCY	Location of Supplier	Name of Supplier	Description of Goods	PO Value USD
	<b>UNHCR continued</b>			
	Netherlands	THE MEDICAL	MISC MEDICAL	58,890.10
	Netherlands	THE MEDICAL	MISCELLANEOUS	697,796.53
	Netherlands	THE MEDICAL	MISCELLANEOUS	110,770.71
	Netherlands	THE MEDICAL	MISCELLANEOUS	67,000.74
	Netherlands	VIZADA	THURAYA XT	81,330.00
	Niger	CFAO MOTORS NIGER	MOTOCYCLE,YAMAHA,	61,254.24
	Niger	CFAO MOTORS NIGER	MOTOCYCLE,YAMAHA,	54,900.62
	Niger	CFAO MOTORS NIGER	PEUGEOT 508,	93,863.00
	Niger	CFAO MOTORS NIGER	PICK-UP,TOYOTA	146,115.63
	Niger	CFAO MOTORS NIGER	TOYOTA LANDC,	200,990.16
	Niger	CFAO MOTORS NIGER	TOYOTA,FORTUNER,3	178,236.56
	Niger	CFAO MOTORS NIGER	VEHICLE, TOYOTA	168,347.83
	Niger	ETS LAGUA	BUCKET, PLASTIC,	70,916.59
	Niger	ETS LAGUA	GENERATOR, VM	74,442.62
	Niger	ETS Y M A	GEN, PERKINS,	47,578.00
	Niger	GLOBAL SECURITE	SECURITY/	35,127.96
	Niger	SONICIB	VIDEO MONITOR,	92,687.00
	Niger	UNILEVER	SOAP TOILET	75,746.27
	Niger	UNILEVER	SOAP TOILET	41,170.28
	Norway	O.B. WIJK AS	FABRIC COVERED	51,300.00
	Norway	O.B. WIJK AS	FABRIC COVERED	51,300.00
	Norway	O.B. WIJK AS	PREFABRICATED	73,566.55
	Norway	O.B. WIJK AS	PREFABRICATED	71,700.00
	Norway	O.B. WIJK AS	PREFABRICATED	71,700.00
	Norway	O.B. WIJK AS	PREFABRICATED	71,700.00
	Norway	O.B. WIJK AS	PREFABRICATED	71,700.00
	Norway	O.B. WIJK AS	PREFABRICATED	71,700.00
	Oman	SAUD BAHWAN	SPARE	312,245.00
	Oman	SAUD BAHWAN	SPARE	80,086.80
	Oman	SAUD BAHWAN	SPARE PARTS,HINO	55,842.30
	Pakistan	ESSA KHAN FILLING	FUEL, DIESEL	132,731.38
	Pakistan	ESSA KHAN FILLING	FUEL, DIESEL	48,176.68
	Pakistan	H. NIZAM DIN AND	BLANKET,	550,123.20
	Pakistan	H. NIZAM DIN AND	BLANKET,	430,302.40
	Pakistan	H. NIZAM DIN AND	BLANKET,	221,683.20
	Pakistan	H. SHEIKH	PLASTIC,TARPAULIN	645,516.80
	Pakistan	H. SHEIKH	PLASTIC,TARPAULIN	448,643.20
	Pakistan	H. SHEIKH	PLASTIC,TARPAULIN	437,664.00
	Pakistan	IMGC GLOBAL	JERRY	30,448.20
	Pakistan	IMGC GLOBAL	YEAST,DRIED	172,920.00
	Pakistan	MKB ENTERPRISES	MAT, SYNTHETIC	83,400.00
	Pakistan	MKB ENTERPRISES	SLEEPING MAT,	83,200.00
	Pakistan	NATIONAL TENT	BLANKET,	442,306.80
	Pakistan	NATIONAL TENT	BLANKET,	436,142.70
	Pakistan	NATIONAL TENT	BLANKET,	396,800.00
	Pakistan	NATIONAL TENT	BLANKET,	374,500.00
	Pakistan	NATIONAL TENT	BLANKET,	370,300.00
	Pakistan	NATIONAL TENT	BLANKET,	224,700.00
	Pakistan	NATIONAL TENT	BLANKET,	224,700.00
	Pakistan	NATIONAL TENT	BLANKET,	148,800.00
	Pakistan	NATIONAL TENT	BLANKET,	72,736.35
	Pakistan	NATIONAL TENT	BLANKET,	67,456.00
	Pakistan	NATIONAL TENT	BLANKET,	52,377.60
	Pakistan	NATIONAL TENT	CLOTH,SANITARY	159,100.00
	Pakistan	NATIONAL TENT	CLOTH,SANITARY	103,200.00
	Pakistan	NATIONAL TENT	CLOTH,SANITARY	77,400.00
	Pakistan	NATIONAL TENT	CLOTH,SANITARY	38,495.32
	Pakistan	NATIONAL TENT	CLOTH,SANITARY	32,793.75
	Pakistan	NATIONAL TENT	KITCHEN SET, TYPE	355,910.05
	Pakistan	NATIONAL TENT	KITCHEN SET, TYPE	245,704.40
	Pakistan	NATIONAL TENT	KITCHEN SET, TYPE	157,414.20
	Pakistan	NATIONAL TENT	QUILT	417,338.49
	Pakistan	NATIONAL TENT	QUILT	206,200.00
	Pakistan	NATIONAL TENT	TENT, FAMILY	1,959,350.00
	Pakistan	NATIONAL TENT	TENT, FAMILY	1,577,680.00
	Pakistan	NATIONAL TENT	TENT, FAMILY	1,548,000.00
	Pakistan	NATIONAL TENT	TENT, FAMILY	774,000.00
	Pakistan	NATIONAL TENT	TENT, FAMILY	774,000.00
	Pakistan	NATIONAL TENT	TENT, FAMILY	774,000.00
	Pakistan	NATIONAL TENT	TENT, FAMILY	774,000.00
	Pakistan	NATIONAL TENT	TENT, FAMILY	774,000.00
	Pakistan	NATIONAL TENT	TENT, FAMILY	774,000.00
	Pakistan	NATIONAL TENT	TENT, FAMILY	500,500.00
	Pakistan	NATIONAL TENT	TENT, FAMILY	387,000.00
	Pakistan	NATIONAL TENT	TENT, FAMILY	119,970.00
	Pakistan	NATIONAL TENT	TENT, FAMILY	36,378.00
	Pakistan	NATIONAL TENT	TENT RIDGE DOUBLE	66,045.00
	Pakistan	PAKISTAN STATE	FUEL, DIESEL	72,657.10
	Pakistan	PAKISTAN STATE	FUEL, DIESEL	35,526.67
	Pakistan	Paramount	BLANKET,	291,170.70
	Pakistan	Paramount	BLANKET,	259,632.45
	Pakistan	PARAMOUNT	BLANKET,	181,250.00
	Pakistan	Paramount	BLANKET,	64,932.45
	Pakistan	Paramount	CLOTH,SANITARY	285,600.00
	Pakistan	Paramount	TENT,RIDGE,DOUBLE	910,000.00
	Pakistan	Paramount	TENT,RIDGE,DOUBLE	198,198.00
	Pakistan	POLYSET	BUCKET,HEAVY DUTY	79,300.75
	Pakistan	POLYSET	BUCKET,HEAVY DUTY	68,126.50
	Pakistan	POLYSET	BUCKET,HEAVY DUTY	59,784.00
	Pakistan	POLYSET	BUCKET,HEAVY DUTY	51,982.00
	Pakistan	Top Star	MAT, SYNTHETIC	101,269.00
	Pakistan	Top Star	MAT, SYNTHETIC	89,644.80
	Pakistan	Top Star	SLEEPING MAT,	161,000.00
	Pakistan	Top Star	SLEEPING MAT,	83,599.25
	Pakistan	ZAHRA TENT	CLOTH,SANITARY	171,028.16
	Pakistan	ZAHRA TENT	CLOTH,SANITARY	117,316.00
	Pakistan	ZAHRA TENT	CLOTH,SANITARY	77,394.80
	Pakistan	ZAHRA TENT	CLOTH,SANITARY	38,402.00
	Pakistan	ZAHRA TENT	MOSQUITO NET	263,330.82
	Pakistan	ZAHRA TENT	MOSQUITO NET	144,156.00
	Pakistan	ZAHRA TENT	MOSQUITO NET	142,995.72
	Pakistan	ZAHRA TENT	MOSQUITO NET	92,400.48
	Philippines	TOYOTA OTIS, INC.	TOYOTA,FORTUNER,3	118,491.93
	Rwanda	AKAGERA MOTORS	VEHICLE, TOYOTA	363,150.00
	Rwanda	DELTA PETROLEUM	FUEL, DIESEL	110,579.75
	Rwanda	ECONOMAT	OFFICE FURNITURE	36,441.75
	Rwanda	HASS PETROLEUM	FUEL, DIESEL	195,000.05
	Rwanda	SUN ENTERPRISES	MISCELLANEOUS	60,007.58
	Rwanda	UNICTR	CONTAINER, SECOND	31,574.40
	Saudi Arabia	ABDUL LATIF	COM/BUS,TOYOTA	113,226.67
	Saudi Arabia	ABDUL LATIF	VEHICLE, TOYOTA	394,666.67
	Senegal	CFAO SENEGAL	SWITCH,CISCO	52,430.58

## Major purchase orders by UN organization

AGENCY			PO Value
Location of Supplier	Name of Supplier	Description of Goods	USD
<b>UNHCR continued</b>			
Serbia	BIS OIL TEAM	FUEL,PETROL (UOM	37,943.01
Serbia	VIVA MARKET	FOOD ITEMS	45,454.55
Serbia	VIVA MARKET	FOOD ITEMS	43,843.69
South Sudan	AFRI GENERAL	AIR CONDITIONER	50,266.67
South Sudan	AGAB TRADING AND	SPARE	56,982.46
South Sudan	AGAB TRADING AND	TYRES,VARIOUS	58,243.34
South Sudan	BRADE COMAPNY FOR	SUPPLIES FOR	80,701.75
South Sudan	CANACTION	TYRE, 7.50 R 16-8	91,451.61
South Sudan	ENGINEERING	SECURITY SAFETY	83,153.00
South Sudan	GOLDEN ARROW	AMB, TOYOTA	42,300.00
South Sudan	GOLDEN ARROW	TOYOTA	70,200.00
South Sudan	GOLDEN ARROW	TOYOTA HIACE HIGH	57,200.00
South Sudan	GONDOKORO	OFFICE SUPPLIES	40,694.91
South Sudan	MAAKHIR	FUEL, DIESEL	46,666.67
South Sudan	MESCO LTD	ELECTRICAL	61,000.00
South Sudan	NEW TIME	OFFICE FURNITURE	59,116.67
South Sudan	Sagal Investment	TIMBER	61,749.98
South Sudan	UNITED NATIONS	FUEL, DIESEL	250,250.00
South Sudan	UNITED NATIONS	FUEL, DIESEL	250,000.00
Spain	REDONDO Y GARCIA	STREET LIGHT,	230,441.60
Sri Lanka	BENHAM	KITCHEN UTENSILS	104,863.78
Sri Lanka	TOYOTA LANKA	VEHICLE, TOYOTA	40,045.83
Sri Lanka	V S Information	PACK F/S,HP	87,037.04
Sudan	ALTIB BASHIR	CEMENT	101,470.59
Sudan	ALTIB BASHIR	HAMMER,CLAW	122,435.30
Sudan	AZ Technology Co.	SECURITY SAFETY	44,187.01
Sudan	CIVICON LIMITED	PREFABRICATED	58,000.00
Sudan	GIAD TRACTORS &	Tractor MF 290	95,286.71
Sudan	Ibrahim Bakhit	PUMP, SOLAR	40,404.98
Sudan	PETROCITY	FUEL, DIESEL	73,757.99
Sudan	PETROCITY	FUEL, DIESEL	67,200.00
Sudan	PETROCITY	FUEL, DIESEL	61,920.00
Sudan	PETROCITY	FUEL, DIESEL	60,000.00
Sudan	PETROCITY	FUEL, DIESEL	57,200.00
Sudan	PETROCITY	FUEL, DIESEL	53,779.52
Sudan	PETROCITY	FUEL, DIESEL	53,585.00
Sudan	PETROCITY	FUEL, DIESEL	51,908.64
Sudan	PETROCITY	FUEL, DIESEL	43,650.00
Sudan	PETROCITY	FUEL, DIESEL	40,213.48
Sudan	PETROCITY	FUEL, DIESEL	37,595.75
Sudan	PETROCITY	FUEL, DIESEL	32,040.00
Sudan	PETROCITY	FUEL, DIESEL	30,551.74
Sudan	San Barka Trading	JERRY	219,375.00
Sudan	STEPHEN KUTENG	HYGIENE PARCEL	146,052.63
Sudan	Villa Services	OFFICE FURNITURE	49,166.67
Sweden	BIAB	JERRYCAN,SEMI-COL	40,500.00
Sweden	VOLVO CAR	VEHICLE, VOLVO,	34,587.00
Sweden	VOLVO TRUCK	4X2, TRUCK,	276,961.61
Sweden	VOLVO TRUCK	6X4, TANKER,	282,745.46
Sweden	X MOMS	T-SHIRT AFRICA	31,800.00
Switzerland	BADGECOM GMBH	LAMINATE, CUSTOM	52,920.00
Switzerland	BADGECOM GMBH	PRINTER, FARGO	203,732.50
Switzerland	BADGECOM GMBH	PRINTER, FARGO	86,563.50
Switzerland	COWISA SA	PIN,UNHCR GOLD,18	51,167.04
Switzerland	DANOFFICE SA	HP 16GB (1x16GB)	143,139.78
Switzerland	DANOFFICE SA	HP PROLIANT	41,012.91
Switzerland	DANOFFICE SA	HP, 900GB 6G SAS	79,040.82
Switzerland	DANOFFICE SA	LOAD BALANCER,	30,860.22
Switzerland	DANOFFICE SA	SERVER, HP	467,653.72
Switzerland	DANOFFICE SA	SERVER, HP,	649,829.68
Switzerland	DANOFFICE SA	UPS, APC SYMMETRA	51,037.35
Switzerland	DANOFFICE SA	VIOLIN V-6000	359,893.25
Switzerland	PROMED GROS	SPECIALIZED DRUGS	30,092.82
Switzerland	SOS INTERNATIONAL	MISC MEDICAL	37,188.31
Switzerland	SWISSCOM	BCM 50 TELEPHONE	40,644.04
Switzerland	SWISSCOM	NORTEL BCM 450	34,812.64
Switzerland	TORCOM SARL	TOOL GAZ WELER	42,409.19
Switzerland	United Nations	VEHICLE TRACKING	383,200.90
Switzerland	United Nations	VEHICLE TRACKING	147,232.80
Switzerland	United Nations	VEHICLE TRACKING	110,419.20
Switzerland	United Nations	VEHICLE TRACKING	37,196.60
Switzerland	VESTERGAARD	MOSQUITO NET	86,625.00
Switzerland	VESTERGAARD	MOSQUITO NET	74,690.00
Switzerland	VICTORINOX	PI SHOP ITEMS	32,352.29
Switzerland	W. GIERTSEN	PREFABRICATED	195,625.00
Syrian Arab Republic	ALAMIN MEDICAL	MEDICAL EQUIPMENT	320,013.00
Syrian Arab Republic	ALAMIN MEDICAL	MEDICAL EQUIPMENT	38,000.00
Syrian Arab Republic	ALAMIN MEDICAL	MEDICAL EQUIPMENT	38,000.00
Syrian Arab Republic	AL-AMIR Co FOR	MEDICAL EQUIPMENT	242,000.00
Syrian Arab Republic	ALBASSEL	TONER,PRINTER	40,691.00
Syrian Arab Republic	ALFAISALIAH	MEDICAL EQUIPMENT	128,363.64
Syrian Arab Republic	ALFAISALIAH	MEDICAL EQUIPMENT	101,985.00
Syrian Arab Republic	ALHARASH, Anas	SHEET,SINGLE,	828,000.00
Syrian Arab Republic	ALHARASH, Anas	SHIRT,SWEAT	434,400.00
Syrian Arab Republic	ALHARASH, Anas	SHIRT,SWEAT	47,402.42
Syrian Arab Republic	APEX FOR MEDICAL	MEDICAL EQUIPMENT	399,450.00
Syrian Arab Republic	APEX FOR MEDICAL	MEDICAL EQUIPMENT	296,450.00
Syrian Arab Republic	FILM TRADING	MEDICAL EQUIPMENT	128,750.00
Syrian Arab Republic	FILM TRADING	MEDICAL EQUIPMENT	73,200.00
Syrian Arab Republic	GROUP SONS OF	CARPET,	420,000.00
Syrian Arab Republic	HAYA FOR IMPORT &	MEDICAL EQUIPMENT	49,500.00
Syrian Arab Republic	MAHMALJI Trading	FANS, STANDING	97,590.00
Syrian Arab Republic	MEDICAL GROUP	MEDICAL EQUIPMENT	319,925.00
Syrian Arab Republic	MEDICAL GROUP	MEDICAL EQUIPMENT	300,000.00
Syrian Arab Republic	MEDICAL GROUP	MEDICAL EQUIPMENT	241,000.00
Syrian Arab Republic	MEDICAL GROUP	MEDICAL EQUIPMENT	39,000.00
Syrian Arab Republic	MEDICAL SUPPLY &	MEDICAL EQUIPMENT	119,700.00
Syrian Arab Republic	MHD. BASEM	SCHOOL KIT,	575,000.00
Syrian Arab Republic	MHD. BASEM	SCHOOL KIT,	191,625.40
Syrian Arab Republic	MUGHRABI MEDICAL	MEDICAL EQUIPMENT	66,200.00
Syrian Arab Republic	REDA SHAYEB AND	MEDICAL EQUIPMENT	62,300.00
Syrian Arab Republic	SAMER GHOSSEN	DIAPER, SIZE	499,400.00
Syrian Arab Republic	SAMER GHOSSEN	DIAPER, SIZE	237,300.00
Syrian Arab Republic	SAMER GHOSSEN	DIAPER, SIZE	200,400.00
Syrian Arab Republic	SAMER GHOSSEN	DIAPER, SIZE	179,600.00
Syrian Arab Republic	SAMER GHOSSEN	DIAPER, SIZE	179,600.00
Syrian Arab Republic	SAMER GHOSSEN	DIAPER, SIZE	69,000.00
Syrian Arab Republic	SAMER GHOSSEN	DIAPER, SIZE	44,900.00
Syrian Arab Republic	SAMER GHOSSEN	SANITARY NAPKINS,	76,800.00
Thailand	BARA WINDSOR &	TOYOTA,FORTUNER,3	114,097.92
Thailand	RUBIA INDUSTRIES	LAUNDRY SOAP, 70%	100,920.20
Thailand	SABINA FAREAST	UDW,UNDERPANT WOM	141,205.21



## Major purchase orders by UN organization

AGENCY			PO Value
Location of Supplier	Name of Supplier	Description of Goods	USD
UNHCR continued			
Thailand	VORACHAK YONT	TOYOTA,FORTUNER,3	41,047.14
Thailand	VORACHAK YONT	VEHICLE, TOYOTA	39,575.03
Togo	ETS NIMEL-CO	VOUCHER FOR FOOD	33,432.81
Tunisia	ONE TECH BUSINESS	CISCO 2921 SRE	30,286.60
Turkey	TURK KIZILAYI	ALL WEATHER TENT	7,849,000.00
Uganda	AFRICA MOTORS &	TRUCK ISUZU 4X2	171,200.00
Uganda	AFRICA MOTORS &	TRUCK ISUZU 4X2	76,250.00
Uganda	B.M.A INVESTMENT	ACC, NYLON, ROPE	70,236.69
Uganda	CRESTANKS LIMITED	COVER,PLASTIC	66,648.93
Uganda	HONDA UGANDA LTD	MOTOCYCLE,HONDA,O	43,000.00
Uganda	MUKWANO	BASIN,30L	39,694.02
Uganda	MUKWANO	SOAP, BARS 70%	125,059.41
Uganda	PAX MONDIAL	PREFABRICATED	59,200.00
Uganda	PHENIX LOGISTICS	UDW,UNDERPANT,WOM	72,094.04
Uganda	PHENIX LOGISTICS	UDW,UNDERPANT,WOM	64,138.06
Uganda	TECHNOLOGY FOR	SANITARY NAPKINS,	157,018.84
Uganda	TIANJIN MACHINERY	HOE, HEAD	54,796.26
Uganda	TOTAL UGANDA	FUEL, DIESEL	55,120.46
Uganda	TOTAL UGANDA	FUEL, DIESEL	37,651.82
Uganda	TOTAL UGANDA	FUEL, DIESEL	35,672.07
Uganda	TOTAL UGANDA	FUEL, DIESEL	32,063.01
Uganda	TOYOTA UGANDA LTD	TOYOTA LANDC,	377,162.00
Ukraine	TOV AUTOCOM	VEHICLE, HYUNDAI	88,041.09
United Arab Emirates	AL TASAHEEL (ASP)	ACCESSORIES,	122,927.90
United Arab Emirates	AL TASAHEEL (ASP)	GEN, CUMMINS, 300	60,630.00
United Arab Emirates	AL TASAHEEL (ASP)	GEN, CUMMINS, 400	65,230.00
United Arab Emirates	AL TASAHEEL (ASP)	GENERATOR,	214,510.00
United Arab Emirates	AL TASAHEEL (ASP)	TYRES,VARIOUS	63,644.00
United Arab Emirates	AL TASAHEEL (ASP)	TYRES,VARIOUS	32,248.00
United Arab Emirates	AUTOMOTIVE	JCB BACKHOE	95,952.98
United Arab Emirates	AUTOMOTIVE	TRUCK, IVECO	536,228.42
United Arab Emirates	Centralized	SPARE PARTS,ISUZU	108,378.46
United Arab Emirates	LANDMARK	BULL BAR W/MOUNT	130,985.00
United Arab Emirates	LANDMARK	TYRES,VARIOUS	63,210.00
United Arab Emirates	M/S GOLDEN RELIEF	TYRES,VARIOUS	77,150.00
United Arab Emirates	Maiha General	TYRE, 7.50 R 16-8	77,848.32
United Arab Emirates	Maiha General	TYRES,VARIOUS	35,573.00
United Arab Emirates	N-R-S	BLANKET,	536,900.00
United Arab Emirates	N-R-S	BLANKET,	326,250.00
United Arab Emirates	N-R-S	BLANKET,	198,100.00
United Arab Emirates	N-R-S	BLANKET,	131,855.40
United Arab Emirates	N-R-S	BLANKET,	80,260.80
United Arab Emirates	N-R-S	BLANKET,	80,260.80
United Arab Emirates	N-R-S	BLANKET,	72,536.25
United Arab Emirates	N-R-S	BLANKET,	61,906.25
United Arab Emirates	N-R-S	BLANKET,	52,700.00
United Arab Emirates	N-R-S	IOM WINTERIZATION	1,610,000.00
United Arab Emirates	N-R-S	IOM WINTERIZATION	1,039,500.00
United Arab Emirates	N-R-S	IOM WINTERIZATION	161,000.00
United Arab Emirates	N-R-S	JERRYCAN SEMI-COL	57,190.00
United Arab Emirates	N-R-S	JERRYCAN SEMI-COL	55,000.00
United Arab Emirates	N-R-S	PLASTIC,TARPAULIN	340,771.00
United Arab Emirates	N-R-S	PLASTIC,TARPAULIN	208,288.00
United Arab Emirates	N-R-S	PLASTIC,TARPAULIN	195,040.00
United Arab Emirates	N-R-S	PLASTIC,TARPAULIN	184,025.00
United Arab Emirates	N-R-S	PLASTIC,TARPAULIN	178,612.50
United Arab Emirates	N-R-S	PLASTIC,TARPAULIN	106,000.00
United Arab Emirates	N-R-S	PLASTIC,TARPAULIN	77,036.00
United Arab Emirates	N-R-S	PLASTIC,TARPAULIN	59,537.50
United Arab Emirates	N-R-S	PLASTIC,TARPAULIN	59,537.50
United Arab Emirates	N-R-S	PLASTIC,TARPAULIN	56,600.00
United Arab Emirates	N-R-S	PLASTIC,TARPAULIN	50,880.00
United Arab Emirates	N-R-S	PLASTIC,TARPAULIN	42,400.00
United Arab Emirates	N-R-S	TENT, FAMILY	2,132,000.00
United Arab Emirates	N-R-S	TENT, FAMILY	1,978,600.00
United Arab Emirates	N-R-S	TENT, FAMILY	1,917,300.00
United Arab Emirates	N-R-S	TENT, FAMILY	1,522,000.00
United Arab Emirates	N-R-S	TENT, FAMILY	1,522,000.00
United Arab Emirates	N-R-S	TENT, FAMILY	1,217,600.00
United Arab Emirates	N-R-S	TENT, FAMILY	1,065,400.00
United Arab Emirates	N-R-S	TENT, FAMILY	728,460.00
United Arab Emirates	N-R-S	TENT, FAMILY	547,300.00
United Arab Emirates	N-R-S	TENT, FAMILY	462,000.00
United Arab Emirates	N-R-S	TENT, FAMILY	415,800.00
United Arab Emirates	N-R-S	TENT, FAMILY	380,500.00
United Arab Emirates	N-R-S	TENT, FAMILY	329,175.00
United Arab Emirates	O.K.I. GENERAL	ACC/SPARE	67,415.35
United Arab Emirates	O.K.I. GENERAL	APPLE IPHONE 4	30,324.00
United Arab Emirates	O.K.I. GENERAL	BLANKET,	273,600.00
United Arab Emirates	O.K.I. GENERAL	BLANKET,	207,625.60
United Arab Emirates	O.K.I. GENERAL	BLANKET,	191,500.00
United Arab Emirates	O.K.I. GENERAL	BLANKET,	53,620.00
United Arab Emirates	O.K.I. GENERAL	BLANKET,	35,848.80
United Arab Emirates	O.K.I. GENERAL	BLANKET,	33,046.00
United Arab Emirates	O.K.I. GENERAL	QUATTRO INVERTER	45,600.00
United Arab Emirates	PCA GENERAL	USB MEMORY KEY,	51,346.00
United Arab Emirates	PEACOCK	6X4, TANKER,	186,332.00
United Arab Emirates	RVB INTERNATIONAL	BUCKET,HEAVY DUTY	118,946.40
United Arab Emirates	RVB INTERNATIONAL	BUCKET,HEAVY DUTY	57,976.80
United Arab Emirates	RVB INTERNATIONAL	BUCKET,HEAVY DUTY	37,723.20
United Arab Emirates	VAN VLIET XL	TRUCK,	146,168.83
United Arab Emirates	VAN VLIET XL	TRUCK,	141,217.06
United Arab Emirates	VAN VLIET XL	TRUCK,	103,732.30
United Arab Emirates	WESTERN AUTO LLC	BULL BAR W/MOUNT	118,350.00
United Arab Emirates	WESTERN AUTO LLC	SPARE	135,842.43
United Arab Emirates	WESTERN AUTO LLC	TYRE, 245/70R17	32,900.00
United Kingdom	ASTEL (UK) LTD	SPARES/ACC FOR	38,353.58
United Kingdom	CTEQ LTD	TELECOMS	38,898.00
United Kingdom	DURBIN PLC	MISCELLANEOUS	3,295,368.00
United Kingdom	DURBIN PLC	MISCELLANEOUS	1,683,625.50
United Kingdom	F.G. WILSON	GEN, PERKINS, 15	151,760.00
United Kingdom	F.G. WILSON	GEN, PERKINS, 15	38,695.00
United Kingdom	F.G. WILSON	GEN, PERKINS, 15	30,956.00
United Kingdom	F.G. WILSON	GENERATOR,	190,980.00
United Kingdom	F.G. WILSON	GENERATOR,	63,210.00
United Kingdom	HESCO BASTION	HESCO	102,768.24
United Kingdom	HESCO BASTION	HESCO CONTAINER	31,358.05
United Kingdom	HOMSI, Roy	GEN, PERKINS, 200	78,700.00
United Kingdom	InisGuard Inc	DUAL EYE IRIS	96,240.00
United Kingdom	SOTEX	WATER ANALYSIS	53,738.31
United Kingdom	TOYOTA GIBRALTAR	AMB, TOYOTA	238,436.76
United Kingdom	TOYOTA GIBRALTAR	AMB, TOYOTA	129,871.73
United Kingdom	TOYOTA GIBRALTAR	AMB, TOYOTA	48,916.23

## Major purchase orders by UN organization

AGENCY			PO Value
Location of Supplier	Name of Supplier	Description of Goods	USD
<b>UNHCR continued</b>			
United Kingdom	TOYOTA GIBRALTAR	AMB, TOYOTA	41,764.48
United Kingdom	TOYOTA GIBRALTAR	MOBILE, WORKSHOP	276,501.83
United Kingdom	TOYOTA GIBRALTAR	PICK-UP, TOYOTA	225,969.35
United Kingdom	TOYOTA GIBRALTAR	TOYOTA HILUX D	102,370.83
United Kingdom	TOYOTA GIBRALTAR	VEHICLE, TOYOTA	863,626.60
United Kingdom	TOYOTA GIBRALTAR	VEHICLE, TOYOTA	796,330.11
United Kingdom	TOYOTA GIBRALTAR	VEHICLE, TOYOTA	775,404.88
United Kingdom	TOYOTA GIBRALTAR	VEHICLE, TOYOTA	760,799.65
United Kingdom	TOYOTA GIBRALTAR	VEHICLE, TOYOTA	447,584.78
United Kingdom	TOYOTA GIBRALTAR	VEHICLE, TOYOTA	274,665.14
United Kingdom	TOYOTA GIBRALTAR	VEHICLE, TOYOTA	240,928.91
United Kingdom	TOYOTA GIBRALTAR	VEHICLE, TOYOTA	240,726.45
United Kingdom	TOYOTA GIBRALTAR	VEHICLE, TOYOTA	205,277.61
United Kingdom	TOYOTA GIBRALTAR	VEHICLE, TOYOTA	153,548.40
United Kingdom	TOYOTA GIBRALTAR	VEHICLE, TOYOTA	98,299.45
United Kingdom	TOYOTA GIBRALTAR	VEHICLE, TOYOTA	90,292.62
United Kingdom	TOYOTA GIBRALTAR	VEHICLE, TOYOTA	75,039.72
United Kingdom	TOYOTA GIBRALTAR	VEHICLE, TOYOTA	70,378.26
United Kingdom	TOYOTA GIBRALTAR	VEHICLE, TOYOTA	64,877.08
United Kingdom	TOYOTA GIBRALTAR	VEHICLE, TOYOTA	45,684.66
United Kingdom	TOYOTA GIBRALTAR	VEHICLE, TOYOTA	43,541.00
United Republic of Tanzania	ENGEN PETROLEUM	FUEL, DIESEL	363,550.41
United Republic of Tanzania	ENGEN PETROLEUM	FUEL, DIESEL	245,405.44
United Republic of Tanzania	ENGEN PETROLEUM	FUEL, DIESEL	124,908.01
United Republic of Tanzania	ENGEN PETROLEUM	FUEL, DIESEL	116,452.11
United Republic of Tanzania	ENGEN PETROLEUM	FUEL, DIESEL	114,787.33
United Republic of Tanzania	ENGEN PETROLEUM	FUEL, DIESEL	114,571.37
United Republic of Tanzania	ENGEN PETROLEUM	FUEL, DIESEL	111,675.11
United Republic of Tanzania	ENGEN PETROLEUM	FUEL, DIESEL	110,260.30
United Republic of Tanzania	ENGEN PETROLEUM	FUEL, DIESEL	106,312.24
United Republic of Tanzania	ENGEN PETROLEUM	FUEL, DIESEL	55,088.72
United Republic of Tanzania	ENGEN PETROLEUM	FUEL, DIESEL	54,567.59
United Republic of Tanzania	ENGEN PETROLEUM	FUEL, DIESEL	42,739.03
United Republic of Tanzania	ENGEN PETROLEUM	FUEL, DIESEL	40,647.03
United Republic of Tanzania	ENGEN PETROLEUM	FUEL, DIESEL	34,753.82
United Republic of Tanzania	MOHAMMED	WRAPPERS FOR	82,914.57
United Republic of Tanzania	NET HEALTH	MOSQUITO NET	138,132.00
United Republic of Tanzania	NET HEALTH	MOSQUITO NET	77,522.40
United Republic of Tanzania	NET HEALTH	MOSQUITO NET	42,636.00
United Republic of Tanzania	PUMA ENERGY	FUEL, JET A1	40,650.91
United Republic of Tanzania	SOAP AND ALLIED	SOAP, BARS 70%	192,000.00
United Republic of Tanzania	SUNFLAG	WRAPPERS FOR	120,612.64
United States of America	CISCO SYSTEMS INC	CISCO 2921 SRE	42,653.20
United States of America	CISCO SYSTEMS INC	CISCO CATALYST	171,738.00
United States of America	CISCO SYSTEMS INC	CISCO CATALYST	37,047.50
United States of America	CISCO SYSTEMS INC	CISCO, 3945 VOICE	121,891.10
United States of America	CISCO SYSTEMS INC	IP PHONE 7945,	64,014.60
United States of America	CISCO SYSTEMS INC	IP PHONE 7945,	55,323.30
United States of America	CISCO SYSTEMS INC	ROUTER BUNDLE,	703,344.40
United States of America	CISCO SYSTEMS INC	ROUTER BUNDLE,	87,916.40
United States of America	CISCO SYSTEMS INC	VIDEO	104,790.70
United States of America	CISCO SYSTEMS INC	VIDEO	36,332.25
United States of America	EMERGING MARKETS	VIDEO	42,876.00
United States of America	EMERGING MARKETS	VSAT CUCM KIT	169,139.75
United States of America	EMERGING MARKETS	VSAT CUCM KIT PBX	121,726.80
United States of America	EMERGING MARKETS	VSAT CUCM KIT PBX	60,863.40
United States of America	EMERGING MARKETS	VSAT CUCM KIT PBX	60,863.40
United States of America	EMERGING MARKETS	VSAT EMC NEW SITE	185,500.00
United States of America	EMERGING MARKETS	VSAT EMC NEW SITE	79,500.00
United States of America	EMERGING MARKETS	VSAT EMC NEW SITE	69,344.20
United States of America	EMERGING MARKETS	VSAT EMC NEW SITE	56,931.70
United States of America	EMERGING MARKETS	VSAT EMC NEW SITE	53,000.00
United States of America	PRECISION	WRISTBAND	47,019.00
Western Sahara	MINURSO	FUEL, JET A1	38,045.51
Western Sahara	MINURSO	FUEL, JET A1	31,143.95
Yemen	ALEKHWIA FOR	HAMMER,CLAW	41,585.00
Yemen	AL-MADAR FOR	PREFABRICATED	31,845.00
Yemen	Automotive &	VEHICLE, TOYOTA	38,400.00
Yemen	GROUP4 SECURICOR	ANTI-SHATTERING	65,772.68
Yemen	MANSOUR AL-DHAFER	SOAP,TOILET	33,470.28
Yemen	MUSALAM TRADING	SAW,CROSSCUT	298,912.98
Yemen	MUSALAM TRADING	SAW,CROSSCUT	71,880.00
Yemen	Omer Ali Awadh	GEN, PERKINS, 15	33,000.00
Yemen	SAMADAN STORES	MATTRESS, FOAM	531,000.00
Yemen	SAMADAN STORES	MATTRESS, FOAM	46,462.50
Yemen	SAMADAN STORES	MATTRESS, FOAM,	531,000.00
Yemen	SAMADAN STORES	MATTRESS, FOAM,	410,949.75
Yemen	SAMADAN STORES	YEMEN WELCOME	130,000.86
Yemen	SAMADAN STORES	YEMEN WELCOME	40,011.61
Zambia	PRO PRINT LIMITED	CLOTH,SANITARY	90,625.00
Zimbabwe	BAFFS HARDWARE	NAIL, VARIOUS DIM	72,193.60
Zimbabwe	FERTS SEED AND	MAIZE,WHITE	162,126.21
Zimbabwe	FERTS SEED AND	MAIZE,WHITE	137,608.93
Zimbabwe	FERTS SEED AND	MAIZE,WHITE	122,970.20
Zimbabwe	FERTS SEED AND	MAIZE,WHITE	120,885.93
Zimbabwe	FERTS SEED AND	MAIZE,WHITE	108,538.18
Zimbabwe	TOTAL ZIMBABWE	FUEL, DIESEL	30,138.00
<b>UNICEF</b>			
Afghanistan	Afghan ICT Solution	Audio visual equip.	183,198.40
Afghanistan	Al Kawsar Co Ltd	WATER AND SANITATION, Other pumps	179,767.92
Afghanistan	Allied Machinery Ltd	WATER AND SANITATION, Diesel generators	35,594.58
Afghanistan	Aria Stationary Ltd	EDUCATION SUPPLIES, Students' supplies	113,460.00
Afghanistan	Aria Stationary Ltd	EDUCATION SUPPLIES, Classroom supplies	41,980.20
Afghanistan	Aria Stationary Ltd	EDUCATION SUPPLIES	39,749.97
Afghanistan	Br- Yahya Hakimi Ltd	LABORATORY SUPPLIES, Chemicals & reagents	72,631.75
Afghanistan	Essa Jawid Ltd	EDUCATION SUPPLIES, Classroom supplies	796,958.00
Afghanistan	Ghafar Ishan Ltd	IT & OFFICE SUPPLIES	120,231.48
Afghanistan	Hakim Akhtarzai Construction Compan	SHELTER/FIELD EQUIP.	80,993.42
Afghanistan	M Anyoubi Store	WATER AND SANITATION	165,779.40
Afghanistan	Mahmoodi Group Ltd	WATER AND SANITATION, WASH Hygiene kits	45,005.80
Afghanistan	Mahmoodi Group Ltd	Children's clothing	36,184.74
Afghanistan	National Fuel Co Ltd	WATER AND SANITATION, Diesel generators	180,195.62
Afghanistan	National Fuel Co Ltd	WATER AND SANITATION, Diesel generators	39,000.29
Afghanistan	National Fuel Co Ltd	PRINTING, Printed matter	41,798.81
Afghanistan	National Fuel Co Ltd	Other Costs	98,790.38
Afghanistan	National Fuel Co Ltd	FUEL & LUBRICANTS	587,650.47
Albania	Mediaprint Sh.P.K.	PRINTING	41,170.05
Algeria	Euri Datatools Informatique	IT & OFFICE SUPPLIES	46,983.01
Algeria	Sari Ibn Ziri	EDUCATION SUPPLIES	69,813.32
Algeria	SnC Solimetal	EDUCATION SUPPLIES, Classroom supplies	51,874.69
Angola	EAL - Edicoes De Angola Lda	Printing materials	762,905.89
Angola	EAL - Edicoes De Angola Lda	Printing materials	62,951.36
Angola	EAL - Edicoes De Angola Lda	PRINTING	31,577.60

## Major purchase orders by UN organization

AGENCY			PO Value
Location of Supplier	Name of Supplier	Description of Goods	USD
<b>UNICEF continued</b>			
Angola	Organizacoes Sanyabel	IT & OFFICE SUPPLIES	42,180.50
Angola	Oscar Gil Produções	Printing materials	39,386.22
Angola	Toyota De Angola Sarl	Equipment & Supplies	212,400.00
Argentina	Anselmo L. Morvillo SA	Printing materials	173,977.80
Argentina	Anselmo L. Morvillo Sa	Printing materials	69,930.82
Argentina	Artes Gráficas Buschi SA	Printing materials	83,498.93
Argentina	Baires Print SA	Printing materials	94,687.11
Argentina	Baires Print SA	PRINTING	70,280.81
Argentina	Ciudad Gráfica SRL	Printing materials	47,605.80
Argentina	Cora Dir SA	IT & OFFICE SUPPLIES	45,626.80
Argentina	Dicopack SA	WATER AND SANITATION	523,416.00
Argentina	Dicopack SA	WATER AND SANITATION	192,280.00
Argentina	Exo SA	IT & OFFICE SUPPLIES	53,679.41
Argentina	Industrias Gráficas	Printing materials	61,154.90
Argentina	Rivolin Hnos SRL	Printing materials	71,818.39
Armenia	Printinfo Jv Lic	Printing materials	42,983.87
Australia	Codan Ltd	HF radio equipment	268,882.40
Australia	Codan Ltd	HF radio equipment	112,557.76
Australia	Mono Pumps (Australia) Pty. Ltd	WATER AND SANITATION, Other pumps	49,658.00
Austria	Sandoz GmbH	PHARMACEUTICALS	354,591.27
Bangladesh	Bangladesh Progressive Enterprise Press Ltd	Printing materials	209,108.10
Bangladesh	Design Plus Ltd	IT & OFFICE SUPPLIES	34,748.84
Bangladesh	Evergreen Printing And Packaging	Printing materials	523,111.32
Bangladesh	Evergreen Printing And Packaging	EDUCATION SUPPLIES, Classroom supplies	191,142.00
Bangladesh	Flora Ltd	IT & OFFICE SUPPLIES	51,536.17
Bangladesh	Gazi Enterprise	WATER AND SANITATION, Collapsible tanks	61,538.40
Bangladesh	Goodwill Trade International	TRANSPORT	168,675.03
Bangladesh	Goodwill Trade International	EDUCATION SUPPLIES, Play materials	138,568.52
Bangladesh	Hussain Polymers	WATER AND SANITATION, Hygiene & sanitation	119,168.18
Bangladesh	Icel Private Ltd	IT & OFFICE SUPPLIES	84,919.36
Bangladesh	Incepta Pharmaceuticals Ltd	PHARMACEUTICALS	261,413.20
Bangladesh	Intergraphic Ltd	Printing materials	165,032.84
Bangladesh	M. K. Printers And Packaging	Printing materials	83,283.65
Bangladesh	M/S. Sagir & Brothers	CONSTRUCTION NONWASH	38,344.80
Bangladesh	Masro Printing & Packaging Ltd	Printing materials	187,502.98
Bangladesh	Mawts	WATER AND SANITATION, Hygiene & sanitation	46,396.66
Bangladesh	Megapower Engineering Ltd	WATER AND SANITATION, Power transmission	49,316.98
Bangladesh	Orchid Printers	EDUCATION SUPPLIES, Classroom supplies	117,180.00
Bangladesh	Renata Ltd	PHARMACEUTICALS	550,000.00
Bangladesh	Renata Ltd	PHARMACEUTICALS	117,416.84
Bangladesh	Renata Ltd	NUTRITION, Food fortification	328,771.20
Bangladesh	Square Pharmaceuticals Ltd	PHARMACEUTICALS	778,950.00
Bangladesh	Square Pharmaceuticals Ltd	PHARMACEUTICALS	108,912.00
Bangladesh	Tech Valley Solutions Ltd	IT & OFFICE SUPPLIES	53,180.71
Bangladesh	Tech Valley Solutions Ltd	IT & OFFICE SUPPLIES	31,980.87
Bangladesh	Thakral Information Systems Private Ltd	IT & OFFICE SUPPLIES	238,217.60
Belgium	Alpinter SA/NV	SHELTER/FIELD EQUIP., Tarpaulins	867,280.68
Belgium	Alpinter SA/NV	SHELTER/FIELD EQUIP., Blankets	101,808.00
Belgium	Becton Dickinson International	MEDICAL RENEWABLE	11,437,493.56
Belgium	Becton Dickinson International	LABORATORY SUPPLIES	2,370,669.60
Belgium	Glaxosmithkline Biologicals SA	VACCINES/BIOLOGICALS	242,848,910.00
Belgium	Glaxosmithkline Biologicals SA	VACCINES/BIOLOGICALS	50,088,175.00
Belgium	Glaxosmithkline Biologicals SA	VACCINES/BIOLOGICALS	27,544,674.31
Belgium	Glaxosmithkline Biologicals SA	VACCINES/BIOLOGICALS	1,823,200.00
Belgium	Glaxosmithkline Biologicals SA	VACCINES/BIOLOGICALS	223,650.00
Belgium	Innogenetics NV	DIAGNOSTIC TEST KITS, HepC Elisa	126,132.44
Belgium	Laboratoria Wolfs NV	PHARMACEUTICALS	377,420.11
Belgium	Laboratoria Wolfs NV	PHARMACEUTICALS	87,662.25
Belgium	Michiels Fabrieken NV	NUTRITION, Supplementary food	6,343,427.89
Belgium	Msf Supply Scrl-Cv	NUTRITION, Anthropometric equip	55,177.08
Belgium	Purna Pharmaceuticals NV	PHARMACEUTICALS	841,745.97
Belgium	Purna Pharmaceuticals NV	PHARMACEUTICALS	468,235.97
Belgium	Purna Pharmaceuticals NV	PHARMACEUTICALS	345,372.65
Belgium	Purna Pharmaceuticals NV	PHARMACEUTICALS	85,928.15
Belgium	Purna Pharmaceuticals NV	PHARMACEUTICALS	38,176.87
Belgium	Refritec BVBA	COLD CHAIN EQUIPMENT	368,868.14
Benin	Bufalo	EDUCATION SUPPLIES, Students' supplies	173,703.93
Benin	Librairie Notre-Dame	EDUCATION SUPPLIES, Students' supplies	37,348.33
Benin	Librairie Notre-Dame	EDUCATION SUPPLIES	52,687.12
Benin	Magnificat Edition	Printing materials	83,709.23
Benin	Prim'Etic	Printing materials	59,134.63
Benin	Societe Des Entreprises	IT & OFFICE SUPPLIES	41,622.22
Bhutan	Bhutan Hardware Agency	CONSTRUCTION NONWASH	91,530.87
Bhutan	Galing Printing & Publishing	PRINTING	69,865.95
Bolivia (Plurinational State of)	Dell World Trade LP	IT & OFFICE SUPPLIES	180,267.00
Bolivia (Plurinational State of)	Editorial Cuatro Hnos.	Printing materials	39,395.18
Bolivia (Plurinational State of)	Hp Medical	MEDICAL EQUIPMENT	93,400.58
Bolivia (Plurinational State of)	Imagen Bol SRL	IT & OFFICE SUPPLIES	36,564.01
Bolivia (Plurinational State of)	Odbol Comercializadores De Ormachea	Printing equipment	146,905.43
Bolivia (Plurinational State of)	Ovando SA	TRANSPORT	71,700.58
Bolivia (Plurinational State of)	Sertecelt De Hidalgo Zurita Julieta	COMMUNICATION EQUIP.	46,599.84
Bolivia (Plurinational State of)	Soc. Comercial Juan Bautista Ltda.	WATER AND SANITATION, WASH Hygiene kits	50,021.55
Bolivia (Plurinational State of)	Span Inc	MEDICAL EQUIPMENT	35,503.33
Bolivia (Plurinational State of)	Tecni - Mad	IT & OFFICE SUPPLIES	32,898.20
Bosnia and Herzegovina	Blicdruk Doo	PRINTING	32,920.73
Bosnia and Herzegovina	Jordan Studio	PRINTING	37,489.89
Bosnia and Herzegovina	Triptih D.O.O. Sarajevo	PRINTING	31,243.45
Brazil	Bio-Manguinhos	VACCINES/BIOLOGICALS	4,802,676.00
Brazil	G.E Comercio De Moveis Ltda-Me	IT & OFFICE SUPPLIES	63,054.79
Brazil	K. C. R. Comercio De Equipamentos L	NUTRITION, Anthropometric equip	35,467.92
Bulgaria	Marketing-V Ltd	WATER AND SANITATION, WASH Hygiene kits	340,876.80
Burkina Faso	Azimut De Travaux Et Fournitures	TRANSPORT	59,400.00
Burkina Faso	Azimut De Travaux Et Fournitures	EDUCATION SUPPLIES	47,530.00
Burkina Faso	Cfao Motors	TRANSPORT	31,469.30
Burkina Faso	Eniam-Bâtiment Sarl	SHELTER/FIELD EQUIP., Bedding	37,240.00
Burkina Faso	Eniam-Bâtiment Sarl	EDUCATION SUPPLIES	270,544.39
Burkina Faso	Entreprise Koala Meuble De Luxe	EDUCATION SUPPLIES	41,009.10
Burkina Faso	Ets Ouedraogo Issa Et Freres	Children's clothing	44,280.25
Burkina Faso	Genedis Burkina Sarl	WATER AND SANITATION, WASH Hygiene kits	254,852.85
Burkina Faso	Graphi Imprim	PRINTING	94,960.80
Burkina Faso	Groupe Satar Plastique	WATER AND SANITATION, WASH Hygiene kits	81,968.49
Burkina Faso	Groupe Satar Plastique	WATER AND SANITATION, Metallic containers	163,365.00
Burkina Faso	Le Mobilier Oubda Placide	EDUCATION SUPPLIES	154,360.80
Burkina Faso	Malibur Trading	NUTRITION, Feeding/cooking equ.	41,391.00
Burkina Faso	Manufacture Des Arts Graphiques	PRINTING, Printed matter	52,210.54
Burkina Faso	Sn Citec	WATER AND SANITATION, WASH Hygiene kits	66,735.90
Burkina Faso	Societe Bagagnan Et Fils	EDUCATION SUPPLIES	39,276.44
Burundi	Altebu	CONSTRUCTION NONWASH	52,399.12
Burundi	Aspedi	IDENTIFIC. & SIGNAGE	41,992.90
Burundi	Bonauto	TRANSPORT	31,337.39
Burundi	Cite Des Jeunes Don Bosco	EDUCATION SUPPLIES	159,121.93
Burundi	Claire Mobilite	PRINTING	30,100.00
Burundi	Engen Petroleum Burundi	FUEL & LUBRICANTS	81,899.70

## Major purchase orders by UN organization

AGENCY			PO Value
Location of Supplier	Name of Supplier	Description of Goods	USD
<b>UNICEF continued</b>			
Burundi	Maimo	PRINTING	43,098.01
Burundi	Maimo	IT & OFFICE SUPPLIES	67,883.61
Burundi	Maison Electro Xerographic Mex	EDUCATION SUPPLIES	122,606.58
Burundi	Uterna Travhydro Burundi	WATER AND SANITATION, Water supply	90,442.43
Cambodia	3D Graphics Publishing	PRINTING	113,336.82
Cambodia	Chheang Hout CoLtd	IT & OFFICE SUPPLIES	74,001.50
Cambodia	Eng Ret	TRANSPORT	74,525.00
Cambodia	ENVisioning Co Ltd	IT & OFFICE SUPPLIES	90,038.02
Cambodia	Kim Heng Computer Center	IT & OFFICE SUPPLIES	30,203.40
Cambodia	Mak Danet Bookshop	EDUCATION SUPPLIES, Classroom supplies	77,701.58
Cambodia	Publishing And Distribution House	EDUCATION SUPPLIES, Classroom supplies	66,205.44
Cambodia	Te Aik Hong Office Machines	IT & OFFICE SUPPLIES	128,380.00
Cambodia	Te Aik Hong Office Machines	IT & OFFICE SUPPLIES	73,542.00
Cambodia	Te Aik Hong Office Machines	IT & OFFICE SUPPLIES	47,944.00
Cambodia	Total Cambodge	FUEL & LUBRICANTS	117,623.35
Cameroon	Agrochem A C	WATER AND SANITATION, WASH Hygiene kits	45,643.50
Cameroon	Cami Toyota	TRANSPORT	109,760.00
Cameroon	Messapresse	PRINTING, Printed matter	313,949.19
Cameroon	Nziko (Ets)	NUTRITION, Feeding/cooking equ.	121,708.50
Cameroon	Serm Maya & Co	WATER AND SANITATION, WASH Hygiene kits	74,832.33
Canada	Banner Pharmacaps (Canada) Ltd	PHARMACEUTICALS	1,635,583.55
Canada	ENVirogard Products Ltd	WATER AND SANITATION	61,883.91
Canada	Intervax	VACCINES/BIOLOGICALS	3,719,724.88
Canada	Open Text Corporation	IT & OFFICE SUPPLIES	120,133.62
Canada	The Micronutrient Initiative	PHARMACEUTICALS	7,190,000.00
Central African Republic	CFAO Centrafrique	TRANSPORT, Pickups	115,584.48
Central African Republic	CFAO Centrafrique	TRANSPORT, Accessry/spare parts	35,418.95
Central African Republic	CFAO Centrafrique	TRANSPORT	151,591.50
Central African Republic	CFAO Centrafrique	TRANSPORT	85,345.00
Central African Republic	Danimex Communication A/S	VHF radio equipment	40,174.66
Central African Republic	Imprimerie Akram "Sarl"	Printing materials	36,807.48
Central African Republic	L.T Services	Printing materials	77,764.83
Central African Republic	Total Centrafrique	FUEL & LUBRICANTS	248,254.54
Central African Republic	Vopijus	Printing materials	40,486.44
Chad	Abdallah Hassaballah Hassan	IDENTIFIC. & SIGNAGE	34,202.00
Chad	Alhadj Goni Kourou Seid	FUEL & LUBRICANTS	32,566.80
Chad	Atelier Menuiserie Le Confort	EDUCATION SUPPLIES, Classroom supplies	49,140.00
Chad	Aubaine Graphic	PRINTING	54,978.17
Chad	Boutique Al Amal	SHELTER/FIELD EQUIP.	108,193.61
Chad	Boutique Al Amal	SHELTER/FIELD EQUIP.	41,687.50
Chad	Computer Center Business	PRINTING	34,723.12
Chad	Continental Group	WATER AND SANITATION, Hygiene & sanitation	359,233.52
Chad	Dadcom - Imprimerie Serigraphie	PRINTING	38,615.50
Chad	Dir. Promo. Dev. Artisanat (Dpda)	EDUCATION SUPPLIES	30,855.00
Chad	ETS MHM	WATER AND SANITATION, WASH Hygiene kits	182,952.00
Chad	ETS MHM	SHELTER/FIELD EQUIP.	38,215.62
Chad	ETS MHM	SHELTER/FIELD EQUIP.	30,588.41
Chad	ETS MHM	NUTRITION, Feeding/cooking equ.	34,340.00
Chad	Ibrahim Tidjani	WATER AND SANITATION, WASH Hygiene kits	72,094.58
Chad	Ibrahim Tidjani	WATER AND SANITATION, Hygiene & sanitation	220,015.40
Chad	Illustrator Service	PRINTING, Printed matter	41,027.40
Chad	Illustrator Service	PRINTING	446,194.57
Chad	Imprimerie Koubia	PRINTING	185,599.75
Chad	Julie Pudlowski Consulting	PRINTING	190,217.00
Chad	Julie Pudlowski Consulting	OTHER	53,323.41
Chad	Mesuiserie Metallique Et Bois	MEDICAL EQUIPMENT	35,492.80
Chad	Total Marketing Tchad	FUEL & LUBRICANTS	34,616.10
Chad	Youssef Ahmat Tchelmadi	FUEL & LUBRICANTS	57,538.00
China	A Andrews & Co Ltd	IT & OFFICE SUPPLIES	197,344.27
China	A. Andrews & Co (Mail Order) Ltd	Satellite equipment	50,585.35
China	A Andrews & Co Ltd	IT & OFFICE SUPPLIES	72,179.14
China	Anhui Tiankang Medical Products Co	MEDICAL RENEWABLE	58,353.12
China	Beijing Cheng Xin International	Printing materials	405,726.30
China	Beijing Fu Ming Hao Tian International Trade Co Ltd	WATER AND SANITATION, WASH Hygiene kits	47,597.55
China	Beijing Fu Ming Hao Tian International Trade Co Ltd	WATER AND SANITATION	43,337.00
China	Beijing Global Links Medical	MEDICAL EQUIPMENT	35,579.23
China	Beijing Global Links Medical	MEDICAL EQUIPMENT	34,964.41
China	Beijing Hongyuboda Technology	IT & OFFICE SUPPLIES	70,003.00
China	Beijing Hongyuboda Technology	IT & OFFICE SUPPLIES	67,836.91
China	Beijing Tiancheng Printing Ltd	PRINTING	41,939.68
China	Beijing Zhongyuan Ltd	LABORATORY SUPPLIES, Chemicals & reagents	114,105.61
China	Changzhou Sanjie Plastic Products C	WATER AND SANITATION, Polymer containers	39,745.44
China	China Cable Petrochem Corporation	WATER AND SANITATION, Solar power	42,760.00
China	China Educational Instrument	EDUCATION SUPPLIES, Play materials	74,084.40
China	China Educational Instrument	EDUCATION SUPPLIES, Classroom supplies	544,282.20
China	China Meheco Corporation	MEDICAL RENEWABLE	55,400.88
China	China National Medical Equipment Co Ltd	LABORATORY SUPPLIES	274,090.00
China	China-Han Technical Development Corp Ltd	EDUCATION SUPPLIES, Students' supplies	745,667.00
China	China-Han Technical Development Corp Ltd	EDUCATION SUPPLIES, Play materials	57,380.51
China	Dandong Land Trade Company Ltd	WATER AND SANITATION, Pipes	283,129.38
China	Dandong Sevsuns Trading Co Ltd	WATER AND SANITATION, Pipes	629,816.38
China	Dandong Tianfu Trade Co Ltd	WATER AND SANITATION, Other pumps	31,085.00
China	Dandong Tianfu Trade Co Ltd	TRANSPORT, Accessry/spare parts	31,301.26
China	Dandong Zhongwei Industrial Trading Corporation	WATER AND SANITATION, Pipes	398,715.63
China	Euro Suisse International Ltd	EDUCATION SUPPLIES, Classroom supplies	621,854.04
China	Euro Suisse International Ltd	Audio visual equip.	97,500.00
China	Gulin Pharmaceutical Co Ltd	PHARMACEUTICALS	4,740,819.13
China	Haier Electrical Appliances Corp Ltd	COLD CHAIN EQUIPMENT	522,575.00
China	Haier Electrical Appliances Corp Ltd	COLD CHAIN EQUIPMENT	266,675.00
China	Hangzhou Cereals, Oils & Foodstuffs I/E	EDUCATION SUPPLIES, Students' supplies	283,673.70
China	Hangzhou Cereals, Oils & Foodstuffs I/E	EDUCATION SUPPLIES, Students' supplies	228,033.40
China	Hangzhou Cereals, Oils & Foodstuffs I/E	EDUCATION SUPPLIES, Classroom supplies	255,589.80
China	Hangzhou Cereals, Oils & Foodstuffs I/E	EDUCATION SUPPLIES	467,423.75
China	IKEA Foundation	SHELTER/FIELD EQUIP.	168,000.00
China	Intec Products Inc	DIAGNOSTIC TEST KITS, Test strips	720,000.00
China	Intex Syndicate Ltd	EDUCATION SUPPLIES, Play materials	84,520.80
China	ITI Company (Shanghai) Ltd	WATER AND SANITATION, WASH Construction	153,126.00
China	ITI Company (Shanghai) Ltd	IDENTIFIC. & SIGNAGE	887,875.00
China	ITI Company (Shanghai) Ltd	EDUCATION SUPPLIES, Students' supplies	57,199.84
China	ITI Company (Shanghai) Ltd	EDUCATION SUPPLIES, Play materials	240,171.76
China	ITI Company (Shanghai) Ltd	EDUCATION SUPPLIES, Classroom supplies	46,160.80
China	ITI Company (Shanghai) Ltd	EDUCATION SUPPLIES	238,659.00
China	Jinhua Longtai Import & Export Trading Co Ltd	EDUCATION SUPPLIES, Students' supplies	81,730.54
China	Jinhua Longtai Import & Export Trading Co Ltd	EDUCATION SUPPLIES, Classroom supplies	61,002.50
China	Jinhua Longtai Import & Export Trading Co Ltd	EDUCATION SUPPLIES	505,777.06
China	Maxleaf Stationery Ltd	EDUCATION SUPPLIES, Students' supplies	883,767.36
China	Maxleaf Stationery Ltd	EDUCATION SUPPLIES	53,653.05
China	Moneray International Ltd	MEDICAL EQUIPMENT	254,400.00
China	Ningbo Binbin Stationery Co Ltd	IT & OFFICE SUPPLIES	31,599.66
China	Ningbo Binbin Stationery Co Ltd	EDUCATION SUPPLIES, Vocational training	200,920.30
China	Ningbo Binbin Stationery Co Ltd	EDUCATION SUPPLIES, Students' supplies	678,542.82
China	North China Pharmaceutical Company	PHARMACEUTICALS	932,661.44
China	Porsche (China) Motors Ltd	TRANSPORT	96,000.00



## Major purchase orders by UN organization

AGENCY			PO Value
Location of Supplier	Name of Supplier	Description of Goods	USD
<b>UNICEF continued</b>			
China	Qingdao Meheil International	MEDICAL RENEWABLE	84,232.00
China	Qingdao Meheil International	MEDICAL RENEWABLE	66,430.00
China	Qinghai Cdc	PRINTING	42,516.35
China	Shanghai Kehua Bio-Engineering Co	DIAGNOSTIC TEST KITS, HIV Simple/rapid	61,176.50
China	Shanghai Kehua Bio-Engineering Co	DIAGNOSTIC TEST KITS, HIV Elisa	105,002.88
China	Shanghai Pentagonal Mart Co Ltd	WAREHOUSING	511,066.25
China	Shanghai Pentagonal Mart Co Ltd	WAREHOUSING	270,518.14
China	Tianjin Wantex Import And Export	EDUCATION SUPPLIES, Students' supplies	212,806.00
China	Tianjin Wantex Import And Export	EDUCATION SUPPLIES	162,664.09
China	Tianjin Wantex Import And Export	EDUCATION SUPPLIES	65,477.50
China	Tianjin Yorkool International	HOUSEHOLD TECHNOLOGY, Mosquito nets	1,043,090.20
China	Top Sources Trading Ltd	IDENTIFIC. & SIGNAGE	547,207.48
China	Top Sources Trading Ltd	EDUCATION SUPPLIES, Classroom supplies	250,497.16
China	Top Sources Trading Ltd	EDUCATION SUPPLIES	738,865.80
China	Top Sources Trading Ltd	EDUCATION SUPPLIES	192,317.76
China	Xinjiang Int. Econ. Cooperation Corp	SHELTER/FIELD EQUIP., Tents	256,581.00
China	Xinjiang Int. Econ. Cooperation Corp	SHELTER/FIELD EQUIP., Blankets	58,908.74
China	Xinjiang Int. Econ. Cooperation Corp	EDUCATION SUPPLIES	123,318.00
China	Zhejiang Daji Medical Instruments Co Ltd	MEDICAL EQUIPMENT	63,125.00
China	Zhejiang Daji Medical Instruments Co Ltd	LABORATORY SUPPLIES	45,393.98
China	Zhengzhou Nissan Automobile Co	TRANSPORT	54,585.92
Comoros	Atelier Mohamed	IT & OFFICE SUPPLIES	90,327.37
Comoros	Graphica Imprimerie	PRINTING	178,900.90
Comoros	Societe Nouvelle De Construction	IT & OFFICE SUPPLIES	47,553.00
Comoros	Techniques Modernes	WATER AND SANITATION, WASH Construction	68,970.00
Congo	Association Des Freres Des	EDUCATION SUPPLIES, Classroom supplies	38,380.00
Congo	Atelier Frere Alexandre	EDUCATION SUPPLIES, Classroom supplies	47,500.00
Congo	Espace Bureautique	Equipment & Supplies	34,953.00
Congo	Ets El Mourad	PHARMACEUTICALS	50,933.32
Congo	Ria-Communication	Printing materials	41,766.00
Cote d'Ivoire	2 B Pub	Printing equipment	37,275.62
Cote d'Ivoire	Assouan Services	PRINTING	32,078.61
Cote d'Ivoire	Bbgc Medical	IT & OFFICE SUPPLIES	71,230.90
Cote d'Ivoire	Becey Services	EDUCATION SUPPLIES, Students' supplies	53,040.00
Cote d'Ivoire	Cfao Motors Cote D'Ivoire	TRANSPORT	48,376.90
Cote d'Ivoire	E.C.M.C	EDUCATION SUPPLIES, Classroom supplies	87,498.27
Cote d'Ivoire	Emc	COMMUNICATION EQUIP.	33,000.00
Cote d'Ivoire	Entreprise Construction	EDUCATION SUPPLIES, Classroom supplies	71,912.00
Cote d'Ivoire	Entreprise Mida	EDUCATION SUPPLIES, Classroom supplies	167,234.05
Cote d'Ivoire	Entreprise Toure Et Freres/	EDUCATION SUPPLIES, Classroom supplies	57,166.20
Cote d'Ivoire	Esquisse	CLOTHING & FOOTWEAR, Safety gear	50,235.00
Cote d'Ivoire	ETS Alpha	EDUCATION SUPPLIES, Classroom supplies	262,420.18
Cote d'Ivoire	ETS Toure Moussa	EDUCATION SUPPLIES, Classroom supplies	101,045.70
Cote d'Ivoire	Grafica Ivoire	EDUCATION SUPPLIES, Classroom supplies	33,149.24
Cote d'Ivoire	Group 3H	WATER AND SANITATION, Water storage	32,300.00
Cote d'Ivoire	Iftit	SHELTER/FIELD EQUIP., Bedding	38,380.00
Cote d'Ivoire	SAR.L. Baobab Sari	PRINTING, Printed matter	39,575.20
Cote d'Ivoire	Spiral (Sdipm)	IT & OFFICE SUPPLIES	38,557.35
Cuba	Comercial Figueroa SRL	WATER AND SANITATION, Water storage	398,359.83
Cuba	Comercial Figueroa SRL	NUTRITION, Feeding/cooking equ.	74,721.05
Cuba	Comercial Figueroa SRL	IT & OFFICE SUPPLIES	46,761.90
Cuba	Comercial Figueroa SRL	EDUCATION SUPPLIES, Classroom supplies	37,625.35
Cuba	Comercial Figueroa SRL	CONSTRUCTION NONWASH	37,274.80
Cuba	Darloock Business Corp SA	EDUCATION SUPPLIES	57,874.34
Cuba	Grupo Kapan Internacional SA	IT & OFFICE SUPPLIES	81,940.00
Cuba	Grupo Kapan Internacional SA	IT & OFFICE SUPPLIES	52,480.00
Cuba	Ire Productions Inc	Audio visual equip.	60,688.18
Cuba	Molinos Trade SA	PRINTING	132,135.00
Cyprus	Remedica Ltd	PHARMACEUTICALS	3,799,364.20
Cyprus	Remedica Ltd	PHARMACEUTICALS	984,690.64
Cyprus	Remedica Ltd	PHARMACEUTICALS	602,569.64
Cyprus	Remedica Ltd	PHARMACEUTICALS	550,447.68
Cyprus	Remedica Ltd	PHARMACEUTICALS	539,243.30
Cyprus	Remedica Ltd	PHARMACEUTICALS	284,689.55
Cyprus	Remedica Ltd	PHARMACEUTICALS	260,413.35
Cyprus	Remedica Ltd	PHARMACEUTICALS	170,380.60
Cyprus	Remedica Ltd	PHARMACEUTICALS	154,036.98
Cyprus	Remedica Ltd	PHARMACEUTICALS	94,800.00
Cyprus	Remedica Ltd	PHARMACEUTICALS	62,389.60
Cyprus	Remedica Ltd	PHARMACEUTICALS	60,312.68
Czech Republic	Papirny Brno A.S.	MEDICAL RENEWABLE	32,383.50
Czech Republic	Papirny Brno A.S.	EDUCATION SUPPLIES, Students' supplies	35,957.59
Democratic People's Republic of Korea	Beijing Jangdae Development CoLtd	PRINTING	57,634.68
Democratic People's Republic of Korea	Korea Agro Co	WATER AND SANITATION, WASH Construction	261,979.21
Democratic People's Republic of Korea	Korea Agro Co	FUEL & LUBRICANTS	100,547.95
Democratic People's Republic of Korea	Korea Agro Co	CONSTRUCTION NONWASH	246,963.52
Democratic People's Republic of Korea	Korea Eurasia Trading Company	FUEL & LUBRICANTS	151,240.50
Democratic People's Republic of Korea	Korea Junma Trading Company	PRINTING	63,840.21
Democratic People's Republic of Korea	Korea Kwangmyong Trading Group	WATER AND SANITATION, WASH Hygiene kits	103,866.32
Democratic People's Republic of Korea	Korea Natural Stone Processing	WATER AND SANITATION, WASH Construction	334,575.10
Democratic People's Republic of Korea	Korea Natural Stone Processing	CONSTRUCTION NONWASH	129,809.69
Democratic People's Republic of Korea	Korea Paekma Trading Corporation	PRINTING	114,760.41
Democratic People's Republic of Korea	Korea Ryonghun Technology J.V.Co	PRINTING	93,787.86
Democratic People's Republic of Korea	Meisho Yokoh CoLtd	WATER AND SANITATION, WASH Hygiene kits	61,780.32
Democratic People's Republic of Korea	Sun Energy Balkuang Joint Company	FUEL & LUBRICANTS	145,678.13
Democratic Republic of the Congo	Adneyd	PRINTING, Printed matter	114,000.00
Democratic Republic of the Congo	Bilem Impressions	PRINTING, Printed matter	351,837.06
Democratic Republic of the Congo	Cfao Motors (Ex-Afrima)	TRANSPORT, Accessry/spare parts	80,640.00
Democratic Republic of the Congo	Congo Graphic	PRINTING, Printed matter	126,000.00
Democratic Republic of the Congo	Engen DRC	FUEL & LUBRICANTS	101,265.70
Democratic Republic of the Congo	Ets A.B.S. Mamry/Kalemie	FUEL & LUBRICANTS	35,650.00
Democratic Republic of the Congo	Ets Haidery	Children's clothing	37,700.00
Democratic Republic of the Congo	ETS Kanane	CLOTHING & FOOTWEAR	36,132.00
Democratic Republic of the Congo	ETS Kanane	Children's clothing	195,000.00
Democratic Republic of the Congo	Ets Kivu Motor	TRANSPORT	53,918.00
Democratic Republic of the Congo	Ets La Vie Est Un Combat	FUEL & LUBRICANTS	62,800.00
Democratic Republic of the Congo	Ets Mwajuma	CLOTHING & FOOTWEAR	38,333.00
Democratic Republic of the Congo	Ets Saaid / Lubumbashi	Children's clothing	44,000.00
Democratic Republic of the Congo	Gloria Rdc Sprl/Mbuji Mayi	FUEL & LUBRICANTS	30,190.00
Democratic Republic of the Congo	Graphic Systems	PRINTING, Printed matter	359,807.06
Democratic Republic of the Congo	Hassons Et Freres	Children's clothing	51,264.00
Democratic Republic of the Congo	Instaprint	PRINTING, Printed matter	1,069,228.33
Democratic Republic of the Congo	Instaprint	PRINTING	247,453.52
Democratic Republic of the Congo	Kinpress (Imprimerie Typo-Ofset)	PRINTING	99,421.00
Democratic Republic of the Congo	La Colombe	CLOTHING & FOOTWEAR	98,351.00
Democratic Republic of the Congo	La Colombe	Children's clothing	33,680.00
Democratic Republic of the Congo	Maison ML	WATER AND SANITATION, WASH Hygiene kits	191,232.90
Democratic Republic of the Congo	Maison ML	NUTRITION, Feeding/cooking equ.	125,569.35
Democratic Republic of the Congo	Maison ML	Children's clothing	79,810.00
Democratic Republic of the Congo	Marsavco	PHARMACEUTICALS	43,331.42
Democratic Republic of the Congo	Prodimpex	TRANSPORT	844,780.00
Democratic Republic of the Congo	Prodimpex	TRANSPORT	185,128.00
Democratic Republic of the Congo	Prodimpex	TRANSPORT	178,950.00

## Major purchase orders by UN organization

AGENCY			PO Value
Location of Supplier	Name of Supplier	Description of Goods	USD
UNICEF continued			
Democratic Republic of the Congo	Quincaillerie Galaxy	WATER AND SANITATION, Metallic containers	60,858.00
Democratic Republic of the Congo	Salama Shop	CLOTHING & FOOTWEAR	39,214.00
Democratic Republic of the Congo	Societe Kotecha	WATER AND SANITATION, Metallic containers	45,100.00
Democratic Republic of the Congo	Societe Kotecha	FUEL & LUBRICANTS	33,880.00
Democratic Republic of the Congo	Station I.B.B.	FUEL & LUBRICANTS	35,358.90
Denmark	Alulock ApS	EDUCATION SUPPLIES, Classroom supplies	694,464.00
Denmark	Ambu A/S	MEDICAL EQUIPMENT	762,579.83
Denmark	Atea A/S	IT & OFFICE SUPPLIES	4,254,257.33
Denmark	Atea A/S	IT & OFFICE SUPPLIES	2,747,828.73
Denmark	Atea A/S	IT & OFFICE SUPPLIES	1,946,685.74
Denmark	Atea A/S	IT & OFFICE SUPPLIES	340,707.14
Denmark	Atea A/S	IT & OFFICE SUPPLIES	159,152.50
Denmark	Botium A/S	Equipment & Supplies	55,248.80
Denmark	Boxon A/S	EDUCATION SUPPLIES, Students' supplies	417,960.00
Denmark	Canon Danmark A/S	IT & OFFICE SUPPLIES	236,318.53
Denmark	Chr. Bardram Health-Care Aps	NUTRITION, Anthropometric equip	88,310.15
Denmark	Danimex Communication A/S	VHF radio equipment	356,834.99
Denmark	Danish Committee For UNICEF	EDUCATION SUPPLIES, Play materials	1,701,224.00
Denmark	DSM Nutritional Products A/S	NUTRITION, Food fortification	2,465,434.73
Denmark	Evobus Danmark A/S	TRANSPORT	58,521.32
Denmark	Frederiksstadens Roentgen	Health	72,216.59
Denmark	Garmin Danmark A/S	WATER AND SANITATION, Geophysical equip.	31,440.93
Denmark	Gemini Koncept Huset A/S	IDENTIFIC. & SIGNAGE	107,161.60
Denmark	Johs. Gram-Hanssen A/S	WATER AND SANITATION, Diesel generators	406,519.00
Denmark	Johs. Gram-Hanssen A/S	MEDICAL EQUIPMENT	118,483.20
Denmark	Kjaer Group A/S	TRANSPORT	1,543,600.00
Denmark	Kjaer Group A/S	TRANSPORT	754,137.39
Denmark	Kronlein Import & Export Agencies	NUTRITION, Anthropometric equip	190,944.00
Denmark	Kronlein Import & Export Agencies	EDUCATION SUPPLIES, Classroom supplies	60,746.40
Denmark	Lyreco A/S	IT & OFFICE SUPPLIES	53,609.39
Denmark	Millipore A/S	WATER AND SANITATION	78,251.27
Denmark	Novo Nordisk A/S	PHARMACEUTICALS	501,428.07
Denmark	Peter Justesen Company A/S	IT & OFFICE SUPPLIES	171,797.15
Denmark	Smith & Nephew A/S	PHARMACEUTICALS	210,019.81
Denmark	Statens Serum Institut	VACCINES/BIOLOGICALS	1,394,094.00
Denmark	Still Danmark A/S	WAREHOUSING	40,664.25
Denmark	Vestfrost A/S	COLD CHAIN EQUIPMENT	8,961,596.83
Denmark	Vestfrost A/S	COLD CHAIN EQUIPMENT	225,791.84
Denmark	Vestfrost A/S	COLD CHAIN EQUIPMENT	63,022.12
Dominican Republic	Cartonera Rierba, SA	EDUCATION SUPPLIES	94,906.20
Dominican Republic	Vitaset SA	NUTRITION, Therapeutic food	2,738,380.23
Egypt	Al Ahram Commercial Press	Printing materials	34,765.93
Egypt	Arx Egypt	IT & OFFICE SUPPLIES	52,791.45
El Salvador	Alus, S. A. De C. V.	NUTRITION, Feeding/cooking equ.	30,704.00
El Salvador	Imprenta La Tarjeta, S. A. De C. V.	PRINTING	39,334.76
El Salvador	Mega Futuro SA De CV	SHELTER/FIELD EQUIP., Bedding	63,080.00
El Salvador	Mega Futuro SA De CV	NUTRITION, Feeding/cooking equ.	59,194.50
Eritrea	Hidri Distribution Company	WATER AND SANITATION, WASH Construction	68,200.00
Ethiopia	Abaderway International	Audio visual equip.	152,071.12
Ethiopia	Abaderway International	Audio visual equip.	118,527.91
Ethiopia	Adib Development PLC	TRANSPORT, Tyres	278,152.84
Ethiopia	Afework International Group	MEDICAL EQUIPMENT	41,177.13
Ethiopia	Africa Printing PLC	Printing materials	50,864.49
Ethiopia	Africa Printing PLC	PRINTING	368,381.20
Ethiopia	Agmas General Trading	MEDICAL EQUIPMENT	30,313.01
Ethiopia	Akakas Logistics PLC	Equipment & Supplies	41,789.92
Ethiopia	Alta Computec PLC	IT & OFFICE SUPPLIES	224,123.58
Ethiopia	Alta Computec PLC	IT & OFFICE SUPPLIES	94,238.54
Ethiopia	Andenet Trading & Printers Pvt Ltd	PRINTING, Printed matter	31,908.24
Ethiopia	Birtukan Tsegaye Yilma	PRINTING	200,241.60
Ethiopia	Bishan Gari Purification Industries PLC	WATER AND SANITATION	141,164.55
Ethiopia	Bishan Gari Purification Industries PLC	WATER AND SANITATION	68,788.50
Ethiopia	Bishan Gari Purification Industries PLC	LABORATORY SUPPLIES, Chemicals & reagents	180,943.83
Ethiopia	Fares Stationery Shop	EDUCATION SUPPLIES, Play materials	61,426.80
Ethiopia	Fits PLC	MEDICAL/HYGIENE KITS	47,799.40
Ethiopia	Flamingo Printing Press PLC	Printing materials	181,688.06
Ethiopia	GED Private Ltd Company	PRINTING	179,271.82
Ethiopia	Geerlofs Trading PLC	COLD CHAIN EQUIPMENT	48,925.66
Ethiopia	Gellatly Hankey & Co	IT & OFFICE SUPPLIES	86,056.32
Ethiopia	General Mercantile PLC	Accessories	39,014.34
Ethiopia	Geshen Transport PLC	TRANSPORT	121,462.76
Ethiopia	Geshen Transport PLC	Equipment & Supplies	306,824.65
Ethiopia	Glorious PLC	Audio visual equip.	30,773.64
Ethiopia	Hagbes PLC	TRANSPORT	242,493.33
Ethiopia	Helena Soap Factory	SHELTER/FIELD EQUIP.	33,918.65
Ethiopia	Hilina Enriched Foods Processing Center PLC	NUTRITION, Therapeutic food	10,328,203.32
Ethiopia	Himilo Home & Office Furniture	IT & OFFICE SUPPLIES	35,002.38
Ethiopia	I.M.A Trading	GPS	48,794.04
Ethiopia	J.H Simex PLC/Intercontinental Hote	IT & OFFICE SUPPLIES	32,311.33
Ethiopia	Jos Hnsen & Soehne (Ethiopia) Ltd	WATER AND SANITATION, Water supply	49,676.30
Ethiopia	Labora International Trading PLC	MEDICAL EQUIPMENT	111,400.16
Ethiopia	Maky TX Trading	EDUCATION SUPPLIES, Classroom supplies	226,766.03
Ethiopia	Master Printing Press PLC	PRINTING, Printed matter	83,604.27
Ethiopia	Melaku Tadesse Mod. Household & Off. Prod. Enterprise	IT & OFFICE SUPPLIES	218,071.23
Ethiopia	Merit Management Consult PLC	Consulting Services	32,898.78
Ethiopia	Mfi Trading & Office Solutions	Telephone equipment	54,517.40
Ethiopia	National Oil Ethiopia PLC (NOC)	FUEL & LUBRICANTS	241,716.76
Ethiopia	Population Services International (	Misc NonStd NonStock	56,884.55
Ethiopia	Region 5 Transport & Construction Company	TRANSPORT	74,417.98
Ethiopia	Region 5 Transport & Construction Company	Equipment & Supplies	501,779.55
Ethiopia	Rehobot Printers P L C	PRINTING	50,954.19
Ethiopia	Rift Valley Water Technology PLC	WATER AND SANITATION	91,373.80
Ethiopia	Rift Valley Water Technology PLC	WATER AND SANITATION	45,082.81
Ethiopia	Snap Trading And Industry PLC	Printing equipment	32,141.59
Ethiopia	Snap Trading And Industry PLC	IT & OFFICE SUPPLIES	114,948.98
Ethiopia	Snap Trading And Industry PLC	IT & OFFICE SUPPLIES	35,375.15
Ethiopia	Star Printing Press	Printing materials	266,133.43
Ethiopia	Star Printing Press	PRINTING	100,313.41
Ethiopia	Total Ethiopia Share Co	FUEL & LUBRICANTS	104,660.38
Ethiopia	Ultimate Printing Press PLC	PRINTING, Printed matter	122,728.86
Ethiopia	Ultimate Printing Press PLC	PRINTING	41,897.93
Ethiopia	Ultimate Printing Press PLC	MEDICAL RENEWABLE	320,704.34
Fiji	Quality Print Ltd	PRINTING	31,810.32
Finland	AB Crown Products Oy	EDUCATION SUPPLIES, Students' supplies	605,954.49
Finland	Ani Labsystems Ltd Oy	DIAGNOSTIC TEST KITS, HIV Elisa	75,538.56
Finland	Naps Systems Oy	Solar power for com.	156,386.05
Finland	Naps Systems Oy	Equipment & Supplies	58,894.50
Finland	Porkka Finland Oy	COLD CHAIN EQUIPMENT	597,318.51
Finland	Porkka Finland Oy	COLD CHAIN EQUIPMENT	236,597.11
Finland	Porkka Finland Oy	COLD CHAIN EQUIPMENT	66,112.59
Finland	Sademan Oy	NUTRITION, Anthropometric equip	254,009.81
France	Africasoins SAS	PHARMACEUTICALS	2,103,295.12
France	Agencinox	MEDICAL EQUIPMENT	153,698.77

## Major purchase orders by UN organization

AGENCY			PO Value
Location of Supplier	Name of Supplier	Description of Goods	USD
<b>UNICEF continued</b>			
France	Bayer SAS	HOUSEHOLD TECHNOLOGY, Mosquito nets	622,500.00
France	Bayer SAS	HOUSEHOLD TECHNOLOGY, Bednet insecticides	36,800.00
France	Bio-Rad Laboratories	DIAGNOSTIC TEST KITS, HepC Elisa	530,186.65
France	G. Feron E De Clebsattel SA	STAFF SUPPLIES, Staff shelter/camp	95,257.34
France	Hachette Livre International	EDUCATION SUPPLIES, Classroom supplies	329,860.23
France	IEC Telecom	Satellite equipment	78,701.00
France	Labaronne-Citaf SAS	WATER AND SANITATION, Collapsible tanks	451,322.53
France	Laboratoire Renaudin	PHARMACEUTICALS	352,605.17
France	Laboratoire Renaudin	PHARMACEUTICALS	310,913.54
France	Laboratoire Renaudin	PHARMACEUTICALS	68,429.31
France	Laboratoire Renaudin	PHARMACEUTICALS	43,229.70
France	Laboratoire Renaudin	PHARMACEUTICALS	36,653.35
France	Le Zébu Francophone	EDUCATION SUPPLIES, Students' supplies	78,700.00
France	Lms World Water Treatment	WATER AND SANITATION	73,957.80
France	Médecins Sans Frontières	PRINTING, Books & textbooks	111,428.46
France	Nutriset SAS	PHARMACEUTICALS	1,427,819.37
France	Nutriset SAS	NUTRITION, Therapeutic food	37,468,716.64
France	Nutriset SAS	NUTRITION, Supplementary food	3,716,690.21
France	Nutriset SAS	NUTRITION, Food fortification	3,710,107.15
France	Panpharma SA	PHARMACEUTICALS	1,430,841.91
France	Panpharma SA	PHARMACEUTICALS	167,719.76
France	Photalia SAS	COLD CHAIN EQUIPMENT	1,429,013.91
France	Pronal SA	WATER AND SANITATION, Collapsible tanks	48,586.60
France	Sanofi Pasteur	VACCINES/BIOLOGICALS	61,891,817.40
France	Sanofi Pasteur	VACCINES/BIOLOGICALS	18,568,172.00
France	Sanofi Pasteur	VACCINES/BIOLOGICALS	174,400.00
France	Savonnerie De L'Atlantique	WATER AND SANITATION, Hygiene & sanitation	135,169.11
France	Sofip Export	IT & OFFICE SUPPLIES	201,603.71
France	Sofip Export	EDUCATION SUPPLIES, Vocational training	284,343.66
France	Sofip Export	EDUCATION SUPPLIES, Play materials	164,680.35
France	Sofip Export	EDUCATION SUPPLIES	79,618.99
France	Sovema	WATER AND SANITATION, Casing and screens	401,815.52
France	Total Outre-Mer	FUEL & LUBRICANTS	100,558.24
France	Vergnet Hydro	WATER AND SANITATION, Hand pumps	1,409,328.74
France	Zhendre SA	COLD CHAIN EQUIPMENT	495,738.52
France	Zhendre SA	COLD CHAIN EQUIPMENT	302,912.21
France	Zhendre SA	COLD CHAIN EQUIPMENT	59,330.70
Gabon	Multipress Gabon	PRINTING	141,406.59
Germany	Abbott GmbH & Co KG	LABORATORY SUPPLIES	50,400.00
Germany	Abbott GmbH & Co KG	DIAGNOSTIC TEST KITS, Test strips	104,371.73
Germany	B Braun Melsungen AG	PHARMACEUTICALS	142,384.78
Germany	Boss Pro-Tec GmbH	EDUCATION SUPPLIES, Classroom supplies	63,776.82
Germany	Chempatex Medizinische	NUTRITION, Anthropometric equip	512,707.49
Germany	Chempatex Medizinische	MEDICAL RENEWABLE	1,066,928.04
Germany	Chempatex Medizinische	MEDICAL RENEWABLE	745,113.60
Germany	Copack GmbH	DIAGNOSTIC TEST KITS, Haematology	35,141.88
Germany	Fleischhacker GmbH & Co KG	MEDICAL/HYGIENE KITS	42,879.76
Germany	Fleischhacker GmbH & Co KG	MEDICAL RENEWABLE	41,312.87
Germany	Fleischhacker GmbH & Co KG	LABORATORY SUPPLIES, Blood transfusion	32,017.47
Germany	GTZ GmbH	PHARMACEUTICALS	2,934,569.04
Germany	GTZ GmbH	LABORATORY SUPPLIES, Chemicals & reagents	229,042.17
Germany	GTZ GmbH	LABORATORY SUPPLIES	64,366.68
Germany	Helm Medical GmbH	MEDICAL RENEWABLE	2,379,258.00
Germany	Henke-Sass Wolf GmbH	MEDICAL RENEWABLE	465,744.33
Germany	Henke-Sass Wolf GmbH	MEDICAL RENEWABLE	145,675.35
Germany	Henke-Sass Wolf GmbH	MEDICAL RENEWABLE	51,265.57
Germany	Herlitz Pbs Ag	EDUCATION SUPPLIES, Students' supplies	42,002.12
Germany	Hexal AG	PHARMACEUTICALS	199,331.69
Germany	Hyserve GmbH & Co Kg	WATER AND SANITATION	32,387.66
Germany	KBI Kunststoffbeutel Productions GmbH & Co	PHARMACEUTICALS	3,357,010.50
Germany	KD Medical GmbH Hospital Products	MEDICAL RENEWABLE	553,539.65
Germany	KD Medical GmbH Hospital Products	MEDICAL RENEWABLE	432,441.00
Germany	KD Medical GmbH Hospital Products	MEDICAL RENEWABLE	125,042.50
Germany	Kirsch Pharma GmbH	PHARMACEUTICALS	170,644.05
Germany	Lomapharm, Rudolf Lohmann GmbH KG	PHARMACEUTICALS	3,700,046.99
Germany	Lomapharm, Rudolf Lohmann GmbH KG	PHARMACEUTICALS	1,110,822.44
Germany	Lomapharm, Rudolf Lohmann GmbH KG	PHARMACEUTICALS	168,921.54
Germany	Medicon Eg	MEDICAL EQUIPMENT	37,111.21
Germany	MSI GmbH	NUTRITION, Therapeutic food	2,961,254.19
Germany	MSI GmbH	NUTRITION, Supplementary food	547,914.97
Germany	Partec GmbH	LABORATORY SUPPLIES	450,516.80
Germany	Phaesun GmbH	WATER AND SANITATION, Hand pumps	238,979.88
Germany	Phaesun GmbH	COLD CHAIN EQUIPMENT, Solar refr./freezer	378,830.49
Germany	Promens Packaging GmbH	WATER AND SANITATION, Polymer containers	1,055,760.16
Germany	Promens Packaging GmbH	WATER AND SANITATION, Polymer containers	330,700.68
Germany	Roche Diagnostics GmbH/	LABORATORY SUPPLIES, Chemicals & reagents	51,474.44
Germany	Rotexmedica GmbH	PHARMACEUTICALS	257,856.93
Germany	Rotexmedica GmbH	PHARMACEUTICALS	144,754.18
Germany	Rotexmedica GmbH	PHARMACEUTICALS	81,964.06
Germany	Rudolf Riester GmbH	MEDICAL EQUIPMENT	128,183.55
Germany	Seca GmbH & Co KG	NUTRITION, Anthropometric equip	78,746.94
Germany	Seca GmbH & Co KG	NUTRITION	1,956,530.50
Germany	Smurfit Kappa GmbH	WAREHOUSING	640,430.78
Germany	Smurfit Kappa Wellpappenwerk Waren	WAREHOUSING	77,315.52
Germany	Solar23 GmbH	WATER AND SANITATION, Water supply	238,730.59
Germany	Speedliner Mobility GmbH	TRANSPORT	387,109.50
Germany	Tintometer GmbH	WATER AND SANITATION	43,231.72
Germany	Tintometer GmbH	WATER AND SANITATION	33,140.72
Ghana	Ahenfie Furniture Works	IT & OFFICE SUPPLIES	30,063.47
Ghana	Buck Press Ltd	Printing materials	33,208.23
Ghana	Ciel Consult	Printing materials	33,721.20
Ghana	Cool Keep Trading Agency	SHELTER/FIELD EQUIP.	43,411.20
Ghana	Country Peace Ltd	SHELTER/FIELD EQUIP.	42,506.80
Ghana	Interplast Ltd	WATER AND SANITATION, Water supply	460,043.84
Ghana	My Own Trading Stores	WATER AND SANITATION, Water supply	31,904.88
Ghana	Pro Web	Printing materials	49,526.89
Ghana	Royal Crown Press Ltd	Printing materials	128,469.24
Ghana	Royal Crown Press Ltd	PRINTING	78,967.04
Ghana	Select Business Solutions	PRINTING	36,948.62
Ghana	Type	Printing materials	66,835.64
Greece	Demo SA Pharmaceutical Industry	PHARMACEUTICALS	437,254.99
Greece	Demo SA Pharmaceutical Industry	PHARMACEUTICALS	84,941.68
Guam	Atkins Kroll	IT & OFFICE SUPPLIES	31,395.00
Guatemala	Abbott Laboratorios SA	PHARMACEUTICALS	1,053,922.37
Guatemala	Induplastic SA	WATER AND SANITATION, Hygiene & sanitation	30,097.32
Guatemala	Servicomp De Guatemala, SA	IT & OFFICE SUPPLIES	63,914.84
Guinea	Association Tinkisso Eau Nutrition	WATER AND SANITATION, Hygiene & sanitation	135,650.55
Guinea	ETS Ali Khaleb Salah Fawaz	WATER AND SANITATION, Hygiene & sanitation	130,334.62
Guinea	Sante Vers Tous	WATER AND SANITATION, Hygiene & sanitation	36,792.00
Guinea	Total Guinea	FUEL & LUBRICANTS	166,514.82
Guinea-Bissau	Global Services Lda	EDUCATION SUPPLIES	110,043.25
Guinea-Bissau	Inapcep	Printing materials	44,938.80
Guinea-Bissau	Papelaria Benfica	EDUCATION SUPPLIES	44,384.12



## Major purchase orders by UN organization

AGENCY			PO Value
Location of Supplier	Name of Supplier	Description of Goods	USD
<b>UNICEF continued</b>			
Guinea-Bissau	Papelaria Ponto Quente	EDUCATION SUPPLIES	53,784.97
Guinea-Bissau	Petromar	FUEL & LUBRICANTS	69,910.36
Haiti	Ator/Les Ateliers Oreste	EDUCATION SUPPLIES	320,582.60
Haiti	Ator/Les Ateliers Oreste	EDUCATION SUPPLIES	136,500.00
Haiti	Compagnie De Distribution (COD)	WATER AND SANITATION, Polymer containers	33,451.72
Haiti	Compagnie De Distribution (COD)	WATER AND SANITATION	89,145.75
Haiti	Deep Springs International	WATER AND SANITATION, Hygiene & sanitation	88,690.14
Haiti	Delog Services	IDENTIFIC. & SIGNAGE	70,940.92
Haiti	Global Home & Office Smart SA	EDUCATION SUPPLIES, Play materials	99,877.50
Haiti	Joca Ebenisterie	EDUCATION SUPPLIES	36,631.68
Haiti	La Perle SA	WATER AND SANITATION, Hygiene & sanitation	118,147.06
Haiti	Meds & Food For Kids In Haiti	NUTRITION, Therapeutic food	919,770.00
Haiti	Office Star	Equipment & Supplies	34,309.99
Haiti	Office Star	EDUCATION SUPPLIES	32,545.00
Haiti	Total Haiti SA	Other Costs	185,002.13
Haiti	Total Haiti SA	FUEL & LUBRICANTS	148,488.12
Haiti	Total Haiti SA	Equipment & Supplies	59,025.00
Honduras	Sistemas Abiertos	IT & OFFICE SUPPLIES	30,321.88
Hungary	Pannonpharma Pharmaceutical Ltd	PHARMACEUTICALS	177,838.05
Hungary	Teva Pharmaceutical Works	PHARMACEUTICALS	98,139.23
Hungary	Teva Pharmaceutical Works	PHARMACEUTICALS	39,811.46
India	Ajanta Pharma Ltd	PHARMACEUTICALS	1,358,830.20
India	Ajay Industrial Corporation	WATER AND SANITATION, Hand pumps	292,811.25
India	Ajay Industrial Corporation	WATER AND SANITATION	633,150.00
India	Ajay Industrial Corporation	WATER AND SANITATION	127,873.46
India	Alkem Laboratories Ltd	PHARMACEUTICALS	181,044.72
India	AOV International	COLD CHAIN EQUIPMENT	452,972.00
India	Apex International	COLD CHAIN EQUIPMENT	47,500.00
India	Apex International	COLD CHAIN EQUIPMENT	32,818.30
India	Apex International	COLD CHAIN EQUIPMENT	32,747.22
India	Aurobindo Pharma Ltd	PHARMACEUTICALS	14,883,097.86
India	Aurobindo Pharma Ltd	PHARMACEUTICALS	260,232.00
India	Biological E Ltd	VACCINES/BIOLOGICALS	35,728,078.00
India	Biological E Ltd	VACCINES/BIOLOGICALS	794,524.20
India	Blow Kings	COLD CHAIN EQUIPMENT	688,541.40
India	Blow Kings	COLD CHAIN EQUIPMENT	91,726.08
India	Calibre Chemicals Pvt Ltd	NUTRITION, Salt iodization	1,701,433.00
India	Cipla Ltd	PHARMACEUTICALS	14,716,613.47
India	Cipla Ltd	PHARMACEUTICALS	1,851,412.20
India	Cipla Ltd	PHARMACEUTICALS	544,770.80
India	Cipla Ltd	PHARMACEUTICALS	65,721.60
India	Cipla Ltd	PHARMACEUTICALS	38,220.00
India	Compact India Pvt Ltd	NUTRITION, Therapeutic food	5,345,696.77
India	Digamber Stationers	IT & OFFICE SUPPLIES	50,997.48
India	Faac India Pvt Ltd	IT & OFFICE SUPPLIES	35,282.70
India	FDC Ltd	PHARMACEUTICALS	142,199.03
India	Galentic Pharma (India) Pvt Ltd	PHARMACEUTICALS	146,099.60
India	Galentic Pharma (India) Pvt Ltd	PHARMACEUTICALS	134,689.12
India	Garg Sports International	EDUCATION SUPPLIES	244,999.01
India	Garg Sports International	EDUCATION SUPPLIES	54,666.29
India	Haffkine Bio-Pharmaceutical Corporation	VACCINES/BIOLOGICALS	19,816,580.00
India	Hetero Labs Ltd	PHARMACEUTICALS	29,992,231.61
India	Hindustan Plastics	EDUCATION SUPPLIES	125,432.12
India	Hindustan Syringes & Medical	MEDICAL RENEWABLE	8,546,326.40
India	Hindustan Syringes & Medical	MEDICAL RENEWABLE	785,233.00
India	Intas Pharmaceuticals Ltd	PHARMACEUTICALS	312,745.95
India	Intas Pharmaceuticals Ltd	PHARMACEUTICALS	269,131.21
India	Intas Pharmaceuticals Ltd	PHARMACEUTICALS	85,926.45
India	Ipca Laboratories Ltd	PHARMACEUTICALS	3,219,187.29
India	Ipca Laboratories Ltd	PHARMACEUTICALS	474,535.68
India	Ipca Laboratories Ltd	PHARMACEUTICALS	109,687.50
India	Kanam Latex Industries Pvt Ltd	MEDICAL RENEWABLE	281,216.00
India	Kido Enterprises	EDUCATION SUPPLIES, Play materials	52,380.00
India	KK Nag Ltd	WATER AND SANITATION, Latrines	251,943.63
India	M/S Surya Surgical Industries	MEDICAL EQUIPMENT	52,032.00
India	Mahindra & Mahindra Ltd	FREIGHT FORWARDING	75,400.00
India	MBI Kits International	NUTRITION, Salt iodization	142,465.40
India	Medicare Industries	WATER AND SANITATION, Polymer containers	134,910.00
India	Medopharm	PHARMACEUTICALS	2,457,997.14
India	Medopharm	PHARMACEUTICALS	687,200.00
India	Medopharm	PHARMACEUTICALS	375,612.00
India	Medopharm	PHARMACEUTICALS	287,789.83
India	Medopharm	PHARMACEUTICALS	255,420.05
India	Medopharm	PHARMACEUTICALS	193,410.00
India	Medopharm	PHARMACEUTICALS	189,520.00
India	Medopharm	PHARMACEUTICALS	174,300.00
India	Medopharm	PHARMACEUTICALS	161,700.00
India	Medopharm	PHARMACEUTICALS	42,300.00
India	Medopharm	PHARMACEUTICALS	32,208.40
India	Mepro Pharmaceuticals Pvt Ltd	PHARMACEUTICALS	87,870.00
India	Mepro Pharmaceuticals Pvt Ltd	PHARMACEUTICALS	52,360.00
India	Micro Labs Ltd	PHARMACEUTICALS	6,449,584.81
India	Micro Labs Ltd	PHARMACEUTICALS	5,602,460.55
India	Micro Labs Ltd	PHARMACEUTICALS	1,779,335.84
India	Micro Labs Ltd	PHARMACEUTICALS	907,018.50
India	Micro Labs Ltd	PHARMACEUTICALS	714,512.77
India	Micro Labs Ltd	PHARMACEUTICALS	519,411.50
India	Micro Labs Ltd	PHARMACEUTICALS	457,315.15
India	Micro Labs Ltd	PHARMACEUTICALS	140,984.88
India	Micro Labs Ltd	PHARMACEUTICALS	129,100.00
India	Micro Labs Ltd	PHARMACEUTICALS	106,274.02
India	Micro Labs Ltd	PHARMACEUTICALS	53,959.12
India	Micro Labs Ltd	PHARMACEUTICALS	51,330.00
India	Milan Laboratories (India) Pvt Ltd	PHARMACEUTICALS	1,194,555.30
India	Mylan Laboratories Ltd	PHARMACEUTICALS	44,747,066.68
India	Mylan Laboratories Ltd	PHARMACEUTICALS	483,997.50
India	Mylan Laboratories Ltd	PHARMACEUTICALS	102,498.46
India	Narang Medical Ltd	MEDICAL RENEWABLE	479,573.42
India	New Dilip And Company	IDENTIFIC. & SIGNAGE, Flags and banners	464,887.95
India	Nutrivita Foods Pvt Ltd	NUTRITION, Therapeutic food	258,060.00
India	Orchid Biomedical Systems	DIAGNOSTIC TEST KITS, Malaria test kits	1,705,850.00
India	Orchid Biomedical Systems	DIAGNOSTIC TEST KITS, Malaria test kits	55,225.00
India	Panacea Biotec Ltd	VACCINES/BIOLOGICALS	832,450.50
India	Parkash Woolen Industries	SHELTER/FIELD EQUIP, Blankets	464,400.00
India	Piramal Enterprises Ltd	PHARMACEUTICALS	95,294.10
India	Piramal Enterprises Ltd	NUTRITION, Food fortification	2,280,943.60
India	Piramal Enterprises Ltd	NUTRITION, Food fortification	904,909.50
India	Poddar Screen Printers	IDENTIFIC. & SIGNAGE, Flags and banners	459,433.50
India	Precise Formulation	WATER AND SANITATION	44,108.35
India	Premier Medical Corporation Ltd	DIAGNOSTIC TEST KITS, Malaria test kits	979,063.50
India	Premier Medical Corporation Ltd	DIAGNOSTIC TEST KITS, Malaria test kits	39,300.00
India	Premier Medical Corporation Ltd	DIAGNOSTIC TEST KITS, HIV Simple/rapid	920,500.80
India	Privanka (India) Pvt Ltd	WATER AND SANITATION, Polymer containers	102,243.20

## Major purchase orders by UN organization

AGENCY			PO Value
Location of Supplier	Name of Supplier	Description of Goods	USD
UNICEF continued			
India	Ranbaxy Laboratories Ltd	PHARMACEUTICALS	14,349,449.37
India	Romsons International	MEDICAL RENEWABLE	49,305.69
India	Romsons International	MEDICAL RENEWABLE	30,704.53
India	Sagar Electricals	Accessories	72,730.54
India	Salter India Ltd	NUTRITION, Anthropometric equip	237,238.25
India	Sansiya	IDENTIFIC. & SIGNAGE, Flags and banners	44,193.39
India	Serum Institute Of India Ltd	VACCINES/BIOLOGICALS	198,963,895.80
India	Serum Institute Of India Ltd	VACCINES/BIOLOGICALS	55,437,985.86
India	Serum Institute Of India Ltd	VACCINES/BIOLOGICALS	181,932.00
India	Shantha Biotechnics Ltd	VACCINES/BIOLOGICALS	1,316,354.18
India	Shantha Biotechnics Ltd	VACCINES/BIOLOGICALS	394,953.75
India	Shantha Biotechnics Ltd	VACCINES/BIOLOGICALS	66,620.00
India	Sirmaxo Chemicals Pvt Ltd	PHARMACEUTICALS	729,410.66
India	Span Pumps Pvt Ltd	WATER AND SANITATION, Hand pumps	419,778.58
India	Span Pumps Pvt Ltd	WATER AND SANITATION, Hand pumps	57,061.40
India	Sports Land Overseas (P) Ltd	EDUCATION SUPPLIES	77,731.33
India	Streamflow Polyweave Pvt Ltd	SHELTER/FIELD EQUIP., Bedding	174,720.00
India	Strides Arcolab Ltd	PHARMACEUTICALS	2,559,235.07
India	Suru International Pvt Ltd	MEDICAL RENEWABLE	78,512.78
India	Sutures India Pvt Ltd	MEDICAL RENEWABLE	440,884.80
India	Sutures India Pvt Ltd	MEDICAL RENEWABLE	56,905.00
India	Tagros Chemicals India Ltd	HOUSEHOLD TECHNOLOGY, Bednet insecticides	762,280.00
India	Techno Relief Overseas India Pvt Ltd	WATER AND SANITATION, Polymer containers	91,200.00
India	Toyop Relief Pvt Ltd	WATER AND SANITATION, Polymer containers	165,600.00
India	Toyota Kirloskar Motor Pvt Ltd	TRANSPORT	85,171.99
India	Union Quality Plastics Ltd	SHELTER/FIELD EQUIP., Tarpaulins	87,201.84
India	Velocis System Pvt Ltd	IT & OFFICE SUPPLIES	50,363.60
India	VKA Polymers Pvt Ltd	HOUSEHOLD TECHNOLOGY, Mosquito nets	730,480.00
Indonesia	Aksara Buana, Cv	PRINTING	38,385.83
Indonesia	Cv Aksara Buana	PRINTING	74,795.43
Indonesia	CV Cahaya Mario	WATER AND SANITATION, WASH Construction	133,331.47
Indonesia	Manokwari Utama	WATER AND SANITATION, WASH Construction	38,366.24
Indonesia	PT Bio Farma (Persero)	VACCINES/BIOLOGICALS	19,879,333.20
Indonesia	PT Chitose Indonesia Mfg.	IT & OFFICE SUPPLIES	288,636.81
Indonesia	PT Chitose Indonesia Mfg.	EDUCATION SUPPLIES, Classroom supplies	432,659.81
Indonesia	PT Jayapura Jayapura	WATER AND SANITATION, WASH Construction	112,814.02
Indonesia	Pt Persada Utama Tirta Lestari	PRINTING	49,162.05
Indonesia	PT Tritama Wirakarsa	HOUSEHOLD TECHNOLOGY, Mosquito nets	364,230.00
Indonesia	Tegar Amalia Cv	WATER AND SANITATION, WASH Construction	158,206.07
Indonesia	Toko Aneka Bangunan	WATER AND SANITATION, WASH Construction	39,701.87
Indonesia	Toko Mubatar Jaya	WATER AND SANITATION, WASH Construction	142,430.63
Indonesia	Ud Harapan Prima	PRINTING	35,621.12
Indonesia	UD Kreatif Bangunan	WATER AND SANITATION, WASH Construction	134,440.45
Iraq	Al Adham Engineering Services Co Ltd	Projection equipment	327,180.00
Iraq	Al Adham Engineering Services Co Ltd	IT & OFFICE SUPPLIES	125,790.00
Iraq	Al Saafa	IT & OFFICE SUPPLIES	145,740.00
Iraq	Al Sami General Trade Co Ltd	WATER AND SANITATION, WASH Hygiene kits	54,293.40
Iraq	Al Sami General Trade Co Ltd	WATER AND SANITATION, Hygiene & sanitation	98,549.20
Iraq	Al-Rad Co	EDUCATION SUPPLIES	43,588.00
Iraq	Belad Al Nakhil Co	Projection equipment	138,600.00
Iraq	Belad Al Nakhil Co	IT & OFFICE SUPPLIES	46,200.00
Iraq	Belad Al Nakhil Co	IT & OFFICE SUPPLIES	33,525.00
Iraq	City Centre	CLOTHING & FOOTWEAR	101,275.00
Iraq	Ekhlas Group	IT & OFFICE SUPPLIES	38,700.00
Iraq	Orbit Global L.L.C.	WATER AND SANITATION, WASH Hygiene kits	40,754.00
Ireland	Janssen Pharmaceutical	PHARMACEUTICALS	137,808.00
Ireland	Medentech Ltd	WATER AND SANITATION	630,979.86
Ireland	Medentech Ltd	WATER AND SANITATION	150,005.29
Ireland	Ovelle Ltd	PHARMACEUTICALS	222,912.19
Ireland	Tibotec Pharmaceuticals Ltd	PHARMACEUTICALS	40,858.34
Ireland	Trinity Biotech	DIAGNOSTIC TEST KITS, HIV Simple/rapid	708,299.71
Israel	Computer Media Center	IT & OFFICE SUPPLIES	33,389.99
Israel	Computer Media Center	IT & OFFICE SUPPLIES	32,946.30
Israel	Odis Filtering Ltd	WATER AND SANITATION	150,952.76
Israel	Organics Ltd	LABORATORY SUPPLIES	64,280.00
Israel	Organics Ltd	DIAGNOSTIC TEST KITS, Syphilis test kits	1,022,550.00
Israel	Organics Ltd	DIAGNOSTIC TEST KITS, Malaria test kits	88,250.00
Israel	Organics Ltd	DIAGNOSTIC TEST KITS, HIV Simple/rapid	7,825,661.56
Israel	Organics Ltd	DIAGNOSTIC TEST KITS, HepB Simple/rapid	349,775.00
Israel	Techno-Line Medical Ltd	LABORATORY SUPPLIES, Chemicals & reagents	36,056.00
Israel	United Motor Trade Co	TRANSPORT	520,050.12
Italy	Alfa Intes	PHARMACEUTICALS	655,065.41
Italy	Beltapharm SpA	PHARMACEUTICALS	366,576.85
Italy	Biologici Italia Laboratories SRL	PHARMACEUTICALS	343,986.47
Italy	Biologici Italia Laboratories SRL	PHARMACEUTICALS	148,015.99
Italy	Biologici Italia Laboratories SRL	PHARMACEUTICALS	37,958.58
Italy	Caprari SpA	WATER AND SANITATION, Other pumps	340,745.14
Italy	Coelmo SRL	WATER AND SANITATION, Diesel generators	150,102.67
Italy	Colombo Smart Plastic SpA	COLD CHAIN EQUIPMENT	103,601.28
Italy	Euro Mec SRL	WATER AND SANITATION	47,963.08
Italy	Euro Mec SRL	WATER AND SANITATION	31,958.74
Italy	Fazzini SRL	NUTRITION, Anthropometric equip	155,733.84
Italy	Fazzini SRL	MEDICAL EQUIPMENT	879,208.29
Italy	Fazzini SRL	MEDICAL EQUIPMENT	117,741.55
Italy	Fazzini SRL	MEDICAL EQUIPMENT	110,888.38
Italy	Ferrino & C SpA	SHELTER/FIELD EQUIP., Tents	1,570,200.00
Italy	Fulton Medicinali SpA	PHARMACEUTICALS	206,128.28
Italy	Fulton Medicinali SpA	PHARMACEUTICALS	146,573.78
Italy	Ginevri SRL	MEDICAL EQUIPMENT	199,701.62
Italy	Industria Farmaceutica Nova Argenti SpA	PHARMACEUTICALS	132,936.35
Italy	L. Molteni & C dei F.lli Alitti Societa di Esercizio SpA	PHARMACEUTICALS	157,984.94
Italy	L. Molteni & C. Dei F.Lli Alitti So	PHARMACEUTICALS	49,416.31
Italy	L. Molteni & C. Dei F.Lli Alitti So	PHARMACEUTICALS	42,032.00
Italy	Novartis Vaccines And Diagnostics	VACCINES/BIOLOGICALS	15,461,625.50
Italy	Nuova Industrie Biscotti Crich SpA	NUTRITION, Supplementary food	250,929.22
Italy	Pharmatex Italia SRL	PHARMACEUTICALS	424,864.00
Italy	Pharmatex Italia SRL	PHARMACEUTICALS	116,645.18
Italy	Saponerie M. Fissi SpA	WATER AND SANITATION, Hygiene & sanitation	83,837.69
Italy	Tasco SRL	WATER AND SANITATION, Pipes	183,283.46
Italy	Tasco SRL	WATER AND SANITATION, Pipes	173,639.59
Jamaica	Pear Tree Press Ltd	PRINTING	30,944.27
Jamaica	Stewart Industrial	TRANSPORT	60,656.41
Japan	Fujirebio Inc	DIAGNOSTIC TEST KITS, HIV Simple/rapid	100,320.00
Japan	J Gerber & Company (Japan) Ltd	TRANSPORT	2,610,934.60
Japan	J Gerber & Company (Japan) Ltd	TRANSPORT	440,606.96
Japan	Japan BCG Laboratory	VACCINES/BIOLOGICALS	2,499,734.00
Japan	Nissan Trading Co Ltd	TRANSPORT, Pickups	456,300.00
Japan	Nissan Trading Co Ltd	TRANSPORT	67,600.00
Japan	Nissan Trading Co Ltd	TRANSPORT	37,241.11
Japan	Nissan Trading Co Ltd	TRANSPORT	32,273.88
Japan	Sumitomo Chemical Co Ltd	HOUSEHOLD TECHNOLOGY, Mosquito nets	3,313,751.30
Japan	Sumitomo Chemical Co Ltd	HOUSEHOLD TECHNOLOGY, Mosquito nets	3,158,700.00
Japan	Toyota Motor Corporation	TRANSPORT, Ambulances	136,964.50

## Major purchase orders by UN organization

AGENCY			PO Value
Location of Supplier	Name of Supplier	Description of Goods	USD
<b>UNICEF continued</b>			
Japan	Toyota Motor Corporation	TRANSPORT	788,609.95
Jordan	Bashiti Amman West Stores	WATER AND SANITATION, WASH Hygiene kits	466,495.10
Jordan	Bashiti Amman West Stores	WATER AND SANITATION, WASH Hygiene kits	115,648.35
Jordan	Bashiti Amman West Stores	WATER AND SANITATION, Hygiene & sanitation	380,572.91
Jordan	Beyond Art For Printing Services	PRINTING	56,505.00
Jordan	Daraghmech Bros Co	Children's clothing	219,135.87
Jordan	Jordan Resources Est	TRANSPORT	256,011.83
Jordan	Jordan Tractor & Equipment Co	TRANSPORT	81,329.73
Jordan	Regeneration Of Industries	IT & OFFICE SUPPLIES	37,655.38
Jordan	Roder Hits	SHELTER/FIELD EQUIP., Tents	1,109,186.00
Jordan	Salon Vert	Equipment & Supplies	55,932.23
Jordan	T. Gargour & Fils Co	Equipment & Supplies	38,841.83
Jordan	Transjordan Trading Co	Equipment & Supplies	43,644.09
Jordan	Universal Equipment Ltd	TRANSPORT	333,805.48
Kenya	Alpha Knits Ltd	IDENTIFIC. & SIGNAGE, T-shirts & clothing	131,379.50
Kenya	Alpha Logistics Services (EPZ) Ltd	Other Costs	260,805.18
Kenya	Chujio Ceramics	WATER AND SANITATION, Metallic containers	66,419.60
Kenya	Chujio Ceramics	WATER AND SANITATION	196,257.00
Kenya	Color Creations Ltd	Printing materials	41,110.00
Kenya	Davis & Shirtliff Ltd	WATER AND SANITATION, Other pumps	32,396.56
Kenya	Dimension Data East Africa Ltd	IT & OFFICE SUPPLIES	187,243.83
Kenya	English Press Ltd	Printing materials	31,574.50
Kenya	English Press Ltd	PRINTING	45,156.56
Kenya	Insta Products (EPZ) Ltd	NUTRITION, Therapeutic food	5,895,798.00
Kenya	Kenpoly Manufactures Ltd	SHELTER/FIELD EQUIP.	116,300.00
Kenya	Medipharm E.A Ltd	SHELTER/FIELD EQUIP., Bedding	37,681.20
Kenya	Mitambo Tech Services Ltd	IT & OFFICE SUPPLIES	71,831.11
Kenya	Nairobi Sports House	EDUCATION SUPPLIES, Classroom supplies	58,545.73
Kenya	Printfast Ltd	Printing materials	38,843.99
Kenya	Printfast Ltd	PRINTING	56,125.48
Kenya	Ramco Printing Works Ltd	PRINTING, Printed matter	86,859.10
Kenya	Rift Valley Machinery Services	WATER AND SANITATION	148,223.06
Kenya	Rift Valley Machinery Services	WATER AND SANITATION	30,000.00
Kenya	Tarpo Industries Ltd	SHELTER/FIELD EQUIP., Tents	113,294.00
Kenya	Techno Relief Services Ltd	WATER AND SANITATION, WASH Hygiene kits	41,262.72
Kenya	Techno Relief Services Ltd	WATER AND SANITATION, Metallic containers	33,044.00
Kenya	Techno Relief Services Ltd	SHELTER/FIELD EQUIP., Tents	57,900.48
Kenya	Techno Relief Services Ltd	SHELTER/FIELD EQUIP., Tarpaulins	430,122.00
Kenya	Techno Relief Services Ltd	SHELTER/FIELD EQUIP., Tarpaulins	429,521.40
Kenya	Techno Relief Services Ltd	SHELTER/FIELD EQUIP.	495,126.24
Kenya	Techno Relief Services Ltd	SHELTER/FIELD EQUIP.	94,676.04
Kenya	Techno Relief Services Ltd	PHARMACEUTICALS	108,900.00
Kenya	Techno Relief Services Ltd	EDUCATION SUPPLIES, Classroom supplies	40,890.70
Kenya	Techno Relief Services Ltd	EDUCATION SUPPLIES	403,340.46
Kenya	Techno Relief Services Ltd	EDUCATION SUPPLIES	63,887.37
Kenya	Toyota Kenya Ltd	TRANSPORT	164,833.14
Kenya	Universal Corporation Ltd	PHARMACEUTICALS	1,048,813.65
Kenya	Universal Corporation Ltd	PHARMACEUTICALS	918,649.15
Kyrgyzstan	Avtocentre Perekryostok Ltd	TRANSPORT	37,179.04
Kyrgyzstan	Jump Ltd	IT & OFFICE SUPPLIES	32,849.10
Kyrgyzstan	Mosmebel Ltd	EDUCATION SUPPLIES, Classroom supplies	44,501.77
Lao People's Democratic Republic	Provincial Health Department	WATER AND SANITATION, WASH Construction	629,735.82
Lao People's Democratic Republic	Sisavath Printing Press	PRINTING	61,927.73
Lao People's Democratic Republic	Toyota Lao Thanri Co Ltd	TRANSPORT	54,357.12
Lebanon	Akil Bros	Printing materials	268,935.00
Lebanon	Akil Bros	Children's clothing	1,582,885.45
Lebanon	Arab Printing Press SAL	PRINTING, Printed matter	1,701,957.90
Lebanon	Balakji Furniture	Children's clothing	270,158.30
Lebanon	Dalal Steel Industries Sari	STAFF SUPPLIES, Staff shelter/camp	112,000.00
Lebanon	Dalal Steel Industries Sari	EDUCATION SUPPLIES, Classroom supplies	195,000.00
Lebanon	Dar El Kotob SAL	PRINTING, Printed matter	563,298.00
Lebanon	Dar El Kotob SAL	PRINTING, Printed matter	32,760.00
Lebanon	Fairco International SAL	EDUCATION SUPPLIES, Classroom supplies	254,830.00
Lebanon	Jonatex Blanket & House Linen	SHELTER/FIELD EQUIP., Blankets	46,300.00
Lebanon	Sainik Trading	SHELTER/FIELD EQUIP.	230,405.39
Lebanon	Younes Bros Sari	WATER AND SANITATION, Diesel generators	560,182.00
Lesotho	Beepee Printers & Stationers	EDUCATION SUPPLIES	31,435.92
Lesotho	Computer Business Solutions	IT & OFFICE SUPPLIES	44,136.24
Liberia	Africa Motors (Liberia) Inc	TRANSPORT	105,000.00
Liberia	Exclusive Super Store	WATER AND SANITATION, WASH Hygiene kits	77,400.00
Liberia	Longman Liberia Books Inc	PRINTING	194,000.00
Liberia	Mano Manufacturing Company	WATER AND SANITATION, WASH Hygiene kits	63,375.36
Liberia	Office Ideas	IT & OFFICE SUPPLIES	44,630.00
Liberia	Sachu Traders	WATER AND SANITATION, WASH Hygiene kits	69,000.00
Liberia	Stella Maris Polytechnic	PRINTING	54,999.66
Luxembourg	Dometic Sari	COLD CHAIN EQUIPMENT	3,320,747.78
Luxembourg	Dometic Sari	COLD CHAIN EQUIPMENT	1,365,212.42
Luxembourg	Dometic Sari	COLD CHAIN EQUIPMENT	1,124,924.25
Luxembourg	Dometic Sari	COLD CHAIN EQUIPMENT	1,120,645.14
Luxembourg	Dometic Sari	COLD CHAIN EQUIPMENT	66,858.30
Madagascar	Bucomad	EDUCATION SUPPLIES	30,340.04
Madagascar	Chandarana & Cie	EDUCATION SUPPLIES	38,916.72
Madagascar	Cominor	EDUCATION SUPPLIES, Classroom supplies	82,213.49
Madagascar	Connectic	IT & OFFICE SUPPLIES	35,041.47
Madagascar	Ecoprim Etude Conception Production Impression	PRINTING	61,683.72
Madagascar	ETS Haris	CLOTHING & FOOTWEAR	55,008.74
Madagascar	Graphic Land	PRINTING, Printed matter	69,201.13
Madagascar	Jovenna Madagascar	FUEL & LUBRICANTS	54,254.43
Madagascar	Menuiserie D'Art	IT & OFFICE SUPPLIES	54,388.85
Madagascar	Menuiserie D'Art	EDUCATION SUPPLIES, Classroom supplies	84,838.80
Madagascar	Mye	PRINTING	40,291.95
Madagascar	Mye	EDUCATION SUPPLIES, Classroom supplies	37,596.83
Madagascar	Société JB	NUTRITION, Therapeutic food	1,195,207.31
Madagascar	Société JB	NUTRITION	317,923.97
Malawi	Capital Furniture Company Ltd	IT & OFFICE SUPPLIES	403,620.02
Malawi	Design Printers	Printing materials	76,980.66
Malawi	Design Printers	PRINTING	71,215.14
Malawi	Fattani Offset Printers	PRINTING	128,939.60
Malawi	Heag Integrated Systems Ltd	IT & OFFICE SUPPLIES	44,266.86
Malawi	M & G Industries	IT & OFFICE SUPPLIES	503,921.92
Malawi	Mapanga Furniture Ltd	IT & OFFICE SUPPLIES	128,739.09
Malawi	Mercantile International	Printing materials	35,437.50
Malawi	Mercantile International	PRINTING	104,790.62
Malawi	Osman Wholesalers	TRANSPORT	88,935.00
Malawi	Project Peanut Butter	NUTRITION, Therapeutic food	541,573.68
Malawi	Project Peanut Butter	NUTRITION, Therapeutic food	420,289.85
Malawi	Sunder Furniture Ltd	IT & OFFICE SUPPLIES	495,449.90
Malawi	Total Malawi Ltd	FUEL & LUBRICANTS	118,415.85
Malawi	Valid Nutrition	NUTRITION, Therapeutic food	706,851.59
Malaysia	SM Pharmaceuticals Sdn Bhd	PHARMACEUTICALS	2,338,902.88
Mali	Afriplast Sari	WATER AND SANITATION, WASH Hygiene kits	98,639.64
Mali	Aidemet Ong	WATER AND SANITATION, Power generation	32,332.30
Mali	Beretela Electronique	EDUCATION SUPPLIES	66,388.80

## Major purchase orders by UN organization

AGENCY			PO Value
Location of Supplier	Name of Supplier	Description of Goods	USD
UNICEF continued			
Mali	Cfao Motors Mali	TRANSPORT, Accessry/spare parts	44,719.74
Mali	Cfao Motors Mali	TRANSPORT	33,264.00
Mali	Compagnie Mallienne Du Papier	EDUCATION SUPPLIES	35,920.31
Mali	Dfa Com (Diop Fall Associes)	Printing materials	47,098.75
Mali	Ediv Sari	IT & OFFICE SUPPLIES	33,646.14
Mali	Embalmali	CLOTHING & FOOTWEAR	32,351.88
Mali	Fatoumata Touré	WATER AND SANITATION, WASH Hygiene kits	47,017.92
Mali	Fatoumata Touré	CLOTHING & FOOTWEAR	552,519.00
Mali	Graphique Industrie	PRINTING, Printed matter	58,225.51
Mali	Graphique Industrie	Printing materials	73,846.69
Mali	Imprim Color	PRINTING, Printed matter	3,080,381.39
Mali	Imprim-Services	Printing materials	65,793.49
Mali	Librairie Papeterie Du Soudan	EDUCATION SUPPLIES	70,369.58
Mali	Moussa Doucoure	WATER AND SANITATION, WASH Construction	127,573.24
Mali	Psi Mali	WATER AND SANITATION	32,724.00
Mali	Quincaillerie De La Paix	WATER AND SANITATION, WASH Hygiene kits	276,044.59
Mali	Quincaillerie De La Paix	WATER AND SANITATION, WASH Construction	40,685.45
Mali	Quincaillerie De La Paix	NUTRITION, Feeding/cooking equ.	77,930.10
Mali	Quincaillerie Ibrahim Koita	WATER AND SANITATION, WASH Hygiene kits	146,051.75
Mali	Quincaillerie Ibrahim Koita	WATER AND SANITATION, WASH Construction	96,530.97
Mali	Quincaillerie Ibrahim Koita	CLOTHING & FOOTWEAR	94,186.09
Mali	Sinergie Sa	WATER AND SANITATION, Power generation	53,828.46
Mali	So.Ma.Nap	WATER AND SANITATION, WASH Hygiene kits	61,991.19
Mali	Sodema	WATER AND SANITATION, WASH Hygiene kits	413,032.69
Mali	Tolmali - Sa	NUTRITION, Feeding/cooking equ.	90,360.51
Mali	Total Mali	FUEL & LUBRICANTS	216,671.33
Mauritania	Bemos Projets	CLOTHING & FOOTWEAR	32,801.60
Mauritania	Ets Amoudy Fournitures	WATER AND SANITATION, WASH Hygiene kits	41,106.00
Mauritania	Ets Amoudy Fournitures	HOUSEHOLD TECHNOLOGY	44,268.00
Mauritania	Star Oil Mauritania	FUEL & LUBRICANTS	184,032.00
Mauritania	Trans-Logistics	HOUSEHOLD TECHNOLOGY	87,303.25
Mexico	Plasti Estéril SA De C.V.	PHARMACEUTICALS	78,000.00
Mongolia	Admon Printing Co Ltd	PRINTING	39,894.07
Mongolia	Bogd Urguu Co Ltd	SHELTER/FIELD EQUIP., Tents	39,111.07
Mongolia	H & H Lic	MEDICAL EQUIPMENT	30,117.54
Mongolia	New Sonic Co Ltd	IT & OFFICE SUPPLIES	52,770.98
Mongolia	Shijir Impex Co Ltd	EDUCATION SUPPLIES, Play materials	31,033.30
Mongolia	Summit Computer Technology Co Ltd	IT & OFFICE SUPPLIES	43,542.90
Mozambique	Afritool Pty Ltd	TRANSPORT	183,599.11
Mozambique	Arkay Plastics Mozambique Lda	WATER AND SANITATION, Water storage	42,161.33
Mozambique	Arkay Plastics Mozambique Lda	WATER AND SANITATION, Hygiene & sanitation	123,314.12
Mozambique	Brithol Michcoma (Moc) Lda	PRINTING	282,849.29
Mozambique	Dataserv Lda	IT & OFFICE SUPPLIES	55,397.27
Mozambique	Imal Lda	CLOTHING & FOOTWEAR	42,914.54
Mozambique	Leima Impressoes Originais, Lda	PRINTING	51,690.87
Mozambique	Metafil Lda	IT & OFFICE SUPPLIES	30,521.26
Mozambique	Moexport Lda	EDUCATION SUPPLIES	130,361.67
Mozambique	Movarte	IT & OFFICE SUPPLIES	472,544.76
Mozambique	Pers Shop, Lda	TRANSPORT	75,006.00
Mozambique	Plural Editores Lda	EDUCATION SUPPLIES, Students' supplies	777,019.41
Mozambique	Randcom Lda	EDUCATION SUPPLIES, Students' supplies	582,860.00
Mozambique	Serigrafia Crescente	PRINTING	154,011.00
Mozambique	Spectrum Graphics Lda	PRINTING	53,756.82
Myanmar	(Winner) Tauk Tun Int'l	EDUCATION SUPPLIES, Play materials	34,289.90
Myanmar	Basin International Ltd	WATER AND SANITATION, WASH Hygiene kits	162,821.42
Myanmar	Basin International Ltd	WATER AND SANITATION, Hygiene & sanitation	270,994.45
Myanmar	Basin International Ltd	WATER AND SANITATION	62,226.40
Myanmar	Basin International Ltd	SHELTER/FIELD EQUIP., Blankets	34,850.00
Myanmar	Basin International Ltd	NUTRITION, Feeding/cooking equ.	30,463.00
Myanmar	Basin International Ltd	IDENTIFIC. & SIGNAGE	109,749.10
Myanmar	Basin International Ltd	IDENTIFIC. & SIGNAGE	76,752.00
Myanmar	Basin International Ltd	CLOTHING & FOOTWEAR	44,898.50
Myanmar	Best Colour Co Ltd	PRINTING, Printed matter	554,411.08
Myanmar	Eternal Victory	IDENTIFIC. & SIGNAGE	33,545.42
Myanmar	Mahar Swe Advertising Co Ltd	PRINTING, Printed matter	129,488.36
Myanmar	Mingalar General Trading Co-Op Ltd	WATER AND SANITATION, WASH Hygiene kits	129,039.56
Myanmar	Mingalar General Trading Co-Op Ltd	WATER AND SANITATION, Hygiene & sanitation	99,451.55
Myanmar	Moe Kaung Kin Offset	PRINTING, Printed matter	65,783.60
Myanmar	Myanmar Pipes & Accessories	WATER AND SANITATION, Water supply	318,109.98
Myanmar	Natural Sky Trading Co Ltd	SHELTER/FIELD EQUIP., Tarpaulins	112,535.00
Myanmar	World Food Programme	TRANSPORT	63,464.48
Namibia	John Meinert Printing	PRINTING	96,866.69
Namibia	Solitaire Press Pty Ltd	PRINTING	61,346.15
Nepal	Alternative Profile Upvc Industries	BUILDING MAINTENANCE	34,171.57
Nepal	Creative Press Pvt Ltd	PRINTING	183,525.51
Nepal	Dugar Brothers & Sons	TRANSPORT, Accessry/spare parts	43,320.00
Nepal	Graphic Plus Printer	PRINTING	31,581.11
Nepal	Innovative Forum For Community Development	EDUCATION SUPPLIES, Students' supplies	113,671.84
Nepal	Innovative Forum for Community Development	EDUCATION SUPPLIES, Students' supplies	61,561.38
Nepal	Jeevan Printers Pvt Ltd	PRINTING	32,215.07
Nepal	Kasthamandap Asia International	IT & OFFICE SUPPLIES	34,743.95
Nepal	Multi Graphics Press P. Ltd	PRINTING	70,240.30
Nepal	Multisys P Ltd	COMMUNICATION EQUIP.	127,856.00
Nepal	Multisys P Ltd	Audio visual equip.	40,900.00
Nepal	National Institute Of Psychology P	EDUCATION SUPPLIES, Classroom supplies	37,436.29
Nepal	Quality Printers P. Ltd	PRINTING	61,166.71
Nepal	Sewa Printing Press	PRINTING	57,006.30
Nepal	Variety Printers P. Ltd	PRINTING	41,954.65
Netherlands	Abbott Logistics BV	PHARMACEUTICALS	426,814.63
Netherlands	Enraf-Nonius BV	MEDICAL EQUIPMENT	140,960.22
Netherlands	IDA Foundation	PHARMACEUTICALS	339,088.98
Netherlands	IDA Foundation	PHARMACEUTICALS	333,681.61
Netherlands	IDA Foundation	PHARMACEUTICALS	266,339.20
Netherlands	IDA Foundation	PHARMACEUTICALS	65,809.38
Netherlands	Merck Sharp & Dohme BV	PHARMACEUTICALS	43,200.00
Netherlands	NVI (Netherlands Vaccine Institute)	VACCINES/BIOLOGICALS	717,123.00
Netherlands	Santpoort Project Supplies	TRANSPORT	55,605.00
Netherlands	Skool BV	IT & OFFICE SUPPLIES	74,250.00
Netherlands	The Medical Export Group BV	MEDICAL RENEWABLE	60,337.85
Netherlands	The Medical Export Group BV	MEDICAL RENEWABLE	54,527.16
Netherlands	The Medical Export Group BV	MEDICAL EQUIPMENT	1,527,135.01
Netherlands	The Medical Export Group BV	MEDICAL EQUIPMENT	839,134.34
Netherlands	The Medical Export Group BV	MEDICAL EQUIPMENT	459,224.59
Netherlands	The Medical Export Group BV	MEDICAL EQUIPMENT	291,757.75
Netherlands	The Medical Export Group BV	MEDICAL EQUIPMENT	140,797.81
Netherlands	The Medical Export Group BV	LABORATORY SUPPLIES, Chemicals & reagents	89,600.90
Netherlands	The Medical Export Group BV	LABORATORY SUPPLIES, Blood transfusion	1,746,162.11
Netherlands	The Medical Export Group BV	LABORATORY SUPPLIES	741,479.51
Netherlands	The Medical Export Group BV	LABORATORY SUPPLIES	561,063.13
Netherlands	The Medical Export Group BV	LABORATORY SUPPLIES	48,227.85
New Zealand	Logtag Recorders Ltd	COLD CHAIN EQUIPMENT	77,420.00
Nicaragua	Roberto Teran G., Comercial S. A.	IT & OFFICE SUPPLIES	74,111.07
Niger	Dep - Fast	PRINTING, Printed matter	199,764.31



## Major purchase orders by UN organization

AGENCY			PO Value
Location of Supplier	Name of Supplier	Description of Goods	USD
UNICEF continued			
Niger	El Moctar Oumarou Taffa	SHELTER/FIELD EQUIP., Bedding	37,117.50
Niger	El Moctar Oumarou Taffa	SHELTER/FIELD EQUIP.	69,846.00
Niger	El Moctar Oumarou Taffa	EDUCATION SUPPLIES, Play materials	43,220.00
Niger	El Moctar Oumarou Taffa	CLOTHING & FOOTWEAR	41,164.00
Niger	Ehadj Moumouni Ganda Ali	EDUCATION SUPPLIES	169,896.02
Niger	Ets Maïga Halidou Aboubacar	WATER AND SANITATION, Polymer containers	39,203.81
Niger	Ets Maïga Halidou Aboubacar	SHELTER/FIELD EQUIP., Bedding	83,970.17
Niger	Ets Maïga Halidou Aboubacar	CLOTHING & FOOTWEAR, Underwear	41,704.92
Niger	Ets Mamoudou Djibo Oumarou	WATER AND SANITATION, Water supply	49,154.81
Niger	Ets O. S. S.	CLOTHING & FOOTWEAR, Underwear	69,300.00
Niger	Garage Tinni Sanda	TRANSPORT, Tyres	62,579.80
Niger	Groupe Sanecom	PRINTING, Printed matter	126,140.70
Niger	Groupe Sanecom	Printing materials	46,503.78
Niger	Hamdallaye Meubles	EDUCATION SUPPLIES	118,338.46
Niger	Hassane Salifou Ali	SHELTER/FIELD EQUIP., Blankets	506,370.82
Niger	Hassane Salifou Ali	SHELTER/FIELD EQUIP., Blankets	55,165.96
Niger	Ibs Ibrahim Boubacar Sidi	EDUCATION SUPPLIES	76,969.20
Niger	I-Media Agence De Communication	CLOTHING & FOOTWEAR	61,980.16
Niger	Imprimerie Imba	PRINTING, Printed matter	42,130.65
Niger	International Logistic & Matériel	IT & OFFICE SUPPLIES	43,539.21
Niger	Librairie Nigemat	EDUCATION SUPPLIES, Vocational training	45,698.77
Niger	Na-Allah Aboubacar	WATER AND SANITATION, Water storage	35,349.49
Niger	Na-Allah Aboubacar	NUTRITION, Feeding/cooking equ.	73,957.25
Niger	Nouvelle Imprimerie Du Niger	Printing materials	32,021.25
Niger	Société Transformation Alimentaire	NUTRITION, Therapeutic food	388,135.59
Niger	Société Transformation Alimentaire	NUTRITION	17,604,532.96
Niger	Total Niger	FUEL & LUBRICANTS	207,019.19
Niger	Unifam	EDUCATION SUPPLIES	62,855.57
Niger	Unilever Niger SA	WATER AND SANITATION, Hygiene & sanitation	166,887.07
Niger	Unilever Niger SA	PRINTING, Printed matter	43,328.34
Nigeria	Aym Shafa Ltd	FUEL & LUBRICANTS	76,699.65
Nigeria	Bakems Nigeria Ltd	WATER AND SANITATION, Metallic containers	64,299.81
Nigeria	Bakems Nigeria Ltd	WAREHOUSING	31,736.32
Nigeria	D. O. Akpunonu & Sons (Nig.) Ltd	WATER AND SANITATION, Metallic containers	30,842.95
Nigeria	D. O. Akpunonu & Sons (Nig.) Ltd	WAREHOUSING	31,380.24
Nigeria	Dimension Data (West Africa) Ltd	Equipment & Supplies	156,099.01
Nigeria	Enwerezo Productions Nig. Ent	Printing materials	39,392.26
Nigeria	Graphitek Ventures Ltd	Printing materials	59,248.10
Nigeria	Greenlane Nigeria Ltd	FUEL & LUBRICANTS	67,668.48
Nigeria	Mediaserve Prints Ltd	Printing materials	252,705.37
Nigeria	Mikesuccess Global Concept	FUEL & LUBRICANTS	31,815.90
Nigeria	Petra Digital Press	Printing materials	176,945.30
Nigeria	Specialist Interface Ltd	PRINTING, Printed matter	36,671.25
Nigeria	Yankari Oil	FUEL & LUBRICANTS	30,931.60
Norway	Braillo Norway A/S	REHAB./DISABILITIES, Braille equipment	134,822.00
Norway	Fiskars Norway As	ICT tech tool kit	72,639.72
Norway	GC Rieber Compact A/S	NUTRITION, Therapeutic food	275,479.31
Norway	GC Rieber Compact A/S	NUTRITION, Supplementary food	394,403.61
Norway	Laerdal Medical A/S	EDUCATION SUPPLIES, Vocational training	36,674.00
Norway	OB Wiik A/S	WAREHOUSING	183,925.00
Norway	Protan As	WATER AND SANITATION, Collapsible tanks	91,282.97
Pakistan	Adult Basic Education Society	EDUCATION SUPPLIES, Play materials	36,608.17
Pakistan	Adult Basic Education Society	EDUCATION SUPPLIES, Classroom supplies	97,679.94
Pakistan	Agha Jee Printers	PRINTING	80,936.74
Pakistan	Al-Aziz Textile Print	PRINTING	87,463.14
Pakistan	Al-Aziz Textile Print	IDENTIFIC. & SIGNAGE, Flags and banners	69,686.78
Pakistan	Al-Farooq Traders	EDUCATION SUPPLIES	456,624.00
Pakistan	Ali Abdullah Enterprises	WATER AND SANITATION, Hygiene & sanitation	113,191.38
Pakistan	Arshad Stationery Mart	EDUCATION SUPPLIES	66,591.00
Pakistan	Buraq Surgical Corporation	MEDICAL EQUIPMENT	186,990.00
Pakistan	Buraq Surgical Corporation	MEDICAL EQUIPMENT	58,650.00
Pakistan	Chand Engineering Works	IT & OFFICE SUPPLIES	61,517.40
Pakistan	Chand Engineering Works	EDUCATION SUPPLIES, Classroom supplies	53,653.30
Pakistan	Charag Din & Co	Equipment & Supplies	38,606.97
Pakistan	Computer Data Solutions	IT & OFFICE SUPPLIES	592,662.15
Pakistan	Computer Data Solutions	IT & OFFICE SUPPLIES	251,308.23
Pakistan	Computer Data Solutions	IT & OFFICE SUPPLIES	102,375.25
Pakistan	Coral Trading & Contracting Co	MEDICAL/HYGIENE KITS	705,181.91
Pakistan	Creations	IT & OFFICE SUPPLIES	65,538.40
Pakistan	Falcon Surgical Co Pvt Ltd	MEDICAL EQUIPMENT	69,382.00
Pakistan	Fazleesons Pvt Ltd	PRINTING	86,960.51
Pakistan	Feroz Sons Pvt Ltd- Lahore	PRINTING, Printed matter	77,270.88
Pakistan	Future Icon Group	EDUCATION SUPPLIES	91,081.27
Pakistan	H Nizam Din & Sons	WATER AND SANITATION, WASH Hygiene kits	54,859.22
Pakistan	H Nizam Din & Sons	WATER AND SANITATION, Metallic containers	109,980.96
Pakistan	H Sheikh Noor-Ud-Din & Sons Pvt Ltd	WATER AND SANITATION, Metallic containers	167,243.26
Pakistan	H Sheikh Noor-Ud-Din & Sons Pvt Ltd	SHELTER/FIELD EQUIP., Tents	301,122.90
Pakistan	H Sheikh Noor-Ud-Din & Sons Pvt Ltd	SHELTER/FIELD EQUIP., Tents	141,633.04
Pakistan	Ibm Italia S. P. A.	COLD CHAIN EQUIPMENT	53,110.66
Pakistan	IMGC Global Pvt Ltd	WATER AND SANITATION, WASH Hygiene kits	240,066.92
Pakistan	IMGC Global Pvt Ltd	EDUCATION SUPPLIES	61,748.88
Pakistan	Indus Fibre Glass	WATER AND SANITATION, Hygiene & sanitation	35,118.21
Pakistan	Instant Print System Pvt Ltd	PRINTING	36,250.64
Pakistan	Iqbal Stationery Mart	EDUCATION SUPPLIES	121,856.79
Pakistan	Itrminds Ltd	IT & OFFICE SUPPLIES	46,057.06
Pakistan	Kawsar Engineering Pvt Ltd	WATER AND SANITATION	49,728.60
Pakistan	King Faisal Multi Sign Service	PRINTING	114,918.41
Pakistan	King Faisal Multi Sign Service	IDENTIFIC. & SIGNAGE, Flags and banners	108,264.75
Pakistan	M/S Printage	EDUCATION SUPPLIES, Classroom supplies	69,054.72
Pakistan	M/S Printage	EDUCATION SUPPLIES	59,621.28
Pakistan	M/S Sarhad Plastic Industries Pvt	WATER AND SANITATION, Water supply	86,249.02
Pakistan	Mak Pump Pvt Ltd	WATER AND SANITATION, Other pumps	37,427.40
Pakistan	Makhdooms Printing Press	PRINTING	155,380.22
Pakistan	Mardan Traders	IT & OFFICE SUPPLIES	60,902.55
Pakistan	Mkb Enterprises Pvt Ltd	EDUCATION SUPPLIES, Classroom supplies	47,097.49
Pakistan	National Tent House	WATER AND SANITATION, WASH Hygiene kits	312,942.07
Pakistan	NB Tents & Textiles Pvt Ltd	WATER AND SANITATION, WASH Hygiene kits	251,358.87
Pakistan	NB Tents & Textiles Pvt Ltd	WATER AND SANITATION, WASH Hygiene kits	83,820.10
Pakistan	NB Tents & Textiles Pvt Ltd	CLOTHING & FOOTWEAR	126,696.51
Pakistan	New Al-Fareed Stationers & Printers	EDUCATION SUPPLIES	239,575.39
Pakistan	New Khalil Printings	PRINTING, Printed matter	138,568.35
Pakistan	New Khalil Printings	Printing materials	45,507.02
Pakistan	New Khalil Printings	PRINTING	65,520.43
Pakistan	New Khalil Printings	IDENTIFIC. & SIGNAGE, Flags and banners	107,517.77
Pakistan	Nexus Enterprise	WATER AND SANITATION, Hygiene & sanitation	40,342.96
Pakistan	Nexus Enterprise	WAREHOUSING	65,061.75
Pakistan	Nisar Art Press Pvt. Ltd	PRINTING	56,165.62
Pakistan	Nizam Traders	IDENTIFIC. & SIGNAGE	51,581.60
Pakistan	Nizam Traders	EDUCATION SUPPLIES	92,085.84
Pakistan	Nizam Traders	EDUCATION SUPPLIES	39,996.59
Pakistan	Opal Studios	IDENTIFIC. & SIGNAGE, Flags and banners	104,653.00
Pakistan	Paramount Tarpaulin Industries	WATER AND SANITATION, WASH Hygiene kits	534,744.96
Pakistan	Paramount Tarpaulin Industries	SHELTER/FIELD EQUIP., Tarpaulins	66,003.23

## Major purchase orders by UN organization

AGENCY			PO Value
Location of Supplier	Name of Supplier	Description of Goods	USD
UNICEF continued			
Pakistan	Polysat Industries Pvt Ltd	WAREHOUSING	113,416.49
Pakistan	Quick Process	PRINTING	99,367.05
Pakistan	Sameer Enterprises	MEDICAL EQUIPMENT	532,671.31
Pakistan	Shahid Trading Company	EDUCATION SUPPLIES	121,023.02
Pakistan	Shahid Trading Company	EDUCATION SUPPLIES	98,758.52
Pakistan	SM Jaffer & Co	WATER AND SANITATION, Diesel generators	104,289.96
Pakistan	SM Jaffer & Co	IT & OFFICE SUPPLIES	53,351.50
Pakistan	Strengths Innovations	PRINTING	53,300.89
Pakistan	Super Soft Computers &	IT & OFFICE SUPPLIES	34,258.35
Pakistan	Super Star Traders	WATER AND SANITATION, Water storage	34,373.74
Pakistan	Time Stationers	EDUCATION SUPPLIES	37,461.14
Pakistan	Total Interior Solutions	EDUCATION SUPPLIES, Classroom supplies	42,383.83
Pakistan	UBC CoNVertec Pvt Ltd	PRINTING	214,869.52
Pakistan	United Printers	PRINTING	40,783.06
Pakistan	Usman Trading Company	WATER AND SANITATION, Water storage	59,226.90
Pakistan	Victory Pipe Industries Pvt Ltd	WATER AND SANITATION, Water supply	50,195.77
Pakistan	Zawa Group	IDENTIFIC. & SIGNAGE	62,179.91
Pakistan	Zawa Group	PRINTING	36,682.31
Palestine (State of)	Al-Nasher Technical Services Est	PRINTING	32,041.87
Palestine (State of)	Alraid For Medical Equipment Co	MEDICAL EQUIPMENT	32,041.87
Palestine (State of)	Annahda Women'S Association	EDUCATION SUPPLIES, Play materials	53,956.95
Palestine (State of)	Biotech Medical Supply	LABORATORY SUPPLIES, Chemicals & reagents	141,259.64
Palestine (State of)	Computer Media Center	IT & OFFICE SUPPLIES	105,354.99
Palestine (State of)	Computer Media Center	IT & OFFICE SUPPLIES	38,298.76
Palestine (State of)	Elhaytham Trading Company	PRINTING	50,557.90
Palestine (State of)	Esmael Alawa & Sons Co	WATER AND SANITATION, Other pumps	96,789.23
Palestine (State of)	Future Iron Pipes	WATER AND SANITATION, Pipes	81,493.56
Palestine (State of)	Good Shepherd	IT & OFFICE SUPPLIES	41,399.51
Palestine (State of)	Hirbawi Investment &	IT & OFFICE SUPPLIES	65,915.46
Palestine (State of)	International Drug Store	NUTRITION, Therapeutic food	130,837.95
Palestine (State of)	Lemix Co Ltd	LABORATORY SUPPLIES, Chemicals & reagents	117,356.66
Palestine (State of)	Madi For Laboratories	LABORATORY SUPPLIES, Chemicals & reagents	51,443.59
Palestine (State of)	Marwanco Company	WATER AND SANITATION, Water towers	69,108.87
Palestine (State of)	Marwanco Company	WATER AND SANITATION	121,371.44
Palestine (State of)	Medical Supplies And Services	MEDICAL EQUIPMENT	97,361.04
Palestine (State of)	Medical Supplies And Services	LABORATORY SUPPLIES, Chemicals & reagents	85,505.56
Palestine (State of)	Medical Supplies And Services	EDUCATION SUPPLIES	48,086.58
Palestine (State of)	Medipharm Company Ltd	LABORATORY SUPPLIES, Chemicals & reagents	60,806.75
Palestine (State of)	Mena Investment Co	TRANSPORT	227,867.50
Palestine (State of)	Mushatah For Plastic Industry	WATER AND SANITATION, Water storage	150,302.01
Palestine (State of)	Orjwan Design & Printing	Printing materials	36,204.17
Palestine (State of)	Palestinian Tractor & Equipment	MEDICAL EQUIPMENT	72,735.59
Palestine (State of)	Sharq International Technology	MEDICAL EQUIPMENT	43,335.66
Palestine (State of)	Sky Advertising	PRINTING	33,929.07
Palestine (State of)	Techno-Line Medical Ltd	WATER AND SANITATION	36,792.66
Palestine (State of)	Techno-Line Medical Ltd	LABORATORY SUPPLIES, Chemicals & reagents	222,011.96
Palestine (State of)	Transient Trading Company	WATER AND SANITATION, WASH Hygiene kits	64,852.94
Palestine (State of)	Union Motors Ltd	TRANSPORT	240,208.19
Palestine (State of)	Zant Co For Medical Supplies & Labs	SHELTER/FIELD EQUIP.	73,180.60
Palestine (State of)	Zant Co For Medical Supplies & Labs	MEDICAL EQUIPMENT	393,043.92
Palestine (State of)	Zant Co For Medical Supplies & Labs	MEDICAL EQUIPMENT	50,359.15
Panama	One Arrow, Corp	IT & OFFICE SUPPLIES	69,480.00
Papua New Guinea	Moore Printing	Printing materials	45,501.07
Papua New Guinea	Treid Print	Printing materials	41,205.82
Peru	Inversiones Y Publicidad	EDUCATION SUPPLIES, Play materials	40,374.33
Philippines	Accent-Micro Technologies Inc	IT & OFFICE SUPPLIES	40,378.50
Philippines	AM Ramos Trading	WATER AND SANITATION, Hygiene & sanitation	376,887.75
Philippines	AM Ramos Trading	EDUCATION SUPPLIES	40,039.35
Philippines	AM Ramos Trading	Children's clothing	58,070.34
Philippines	Anssel Enterprises	WATER AND SANITATION, Hygiene & sanitation	148,344.00
Philippines	Central Home Furnishing Inc	WATER AND SANITATION, Water storage	35,278.50
Philippines	Central Home Furnishing Inc	WATER AND SANITATION, Water kits, family	66,816.00
Philippines	Central Home Furnishing Inc	WATER AND SANITATION, Hygiene & sanitation	70,330.95
Philippines	Central Home Furnishing Inc	NUTRITION, Feeding/cooking equ.	64,934.73
Philippines	Contrade Integrated Depot Inc	EDUCATION SUPPLIES, Classroom supplies	166,063.53
Philippines	Ec-Tec Commercial	EDUCATION SUPPLIES, Classroom supplies	47,406.00
Philippines	Educational Marketing Mentors	EDUCATION SUPPLIES, Students' supplies	86,369.43
Philippines	Educational Marketing Mentors	EDUCATION SUPPLIES, Classroom supplies	122,232.34
Philippines	Exal Industries Corporation	WATER AND SANITATION, WASH Hygiene kits	69,008.89
Philippines	Golden Smiles Merchandise	WATER AND SANITATION, Hygiene & sanitation	128,779.78
Philippines	Integrated Waste Management Inc	WATER AND SANITATION, Hygiene & sanitation	384,817.96
Philippines	JDES Enterprises	WATER AND SANITATION, Hygiene & sanitation	92,916.27
Philippines	Nextgen Commercial	WATER AND SANITATION, Hygiene & sanitation	92,916.27
Philippines	Nextgen Commercial	EDUCATION SUPPLIES, Students' supplies	34,658.04
Philippines	Nextgen Commercial	EDUCATION SUPPLIES, Classroom supplies	135,383.58
Philippines	Nextgen Commercial	EDUCATION SUPPLIES, Classroom supplies	32,586.83
Philippines	Transprint Corporation	EDUCATION SUPPLIES, Classroom supplies	76,923.34
Philippines	Young'S Sporting Goods	EDUCATION SUPPLIES, Vocational training	46,620.40
Philippines	Young'S Sporting Goods	EDUCATION SUPPLIES, Play materials	38,540.85
Poland	Warsaw Pharmaceutical Works Joint Stock	PHARMACEUTICALS	161,388.44
Republic of Korea	Green Cross Corporation	VACCINES/BIOLOGICALS	71,082.00
Republic of Korea	LG Life Sciences Ltd	VACCINES/BIOLOGICALS	3,643,297.00
Republic of Korea	Standard Diagnostics Inc	DIAGNOSTIC TEST KITS, Syphilis test kits	563,196.00
Republic of Korea	Standard Diagnostics Inc	DIAGNOSTIC TEST KITS, Malaria test kits	2,490,251.50
Romania	AMG Comservice SRL	IT & OFFICE SUPPLIES	35,656.54
Romania	AMG Comservice SRL	EDUCATION SUPPLIES, Classroom supplies	52,230.78
Romania	Infomed Fluids SRL	PHARMACEUTICALS	2,179,386.53
Romania	Rtc Profice Experience	EDUCATION SUPPLIES, Classroom supplies	30,644.66
Russian Federation	FSUE Of Chumakov Ipve, Rams	VACCINES/BIOLOGICALS	8,844,330.00
Russian Federation	Ooo "Best Print"	PRINTING	33,905.06
Russian Federation	Ooo "Pkf Alma"	EDUCATION SUPPLIES, Vocational training	76,413.23
Rwanda	Akagera Business Group	TRANSPORT, Ambulances	95,712.00
Rwanda	Brand Revolution Ltd	PRINTING, Printed matter	39,309.90
Rwanda	Ecobe	EDUCATION SUPPLIES, Classroom supplies	205,372.76
Rwanda	Engen Rwanda Sarl	FUEL & LUBRICANTS	433,337.85
Rwanda	Great Lakes Communication	PRINTING, Printed matter	118,030.10
Senegal	Alminko	WATER AND SANITATION, WASH Hygiene kits	80,846.34
Senegal	Neurotech	Telephone equipment	34,669.95
Senegal	Simpa	WATER AND SANITATION, WASH Hygiene kits	54,303.13
Senegal	Simpa	WATER AND SANITATION, Hygiene & sanitation	53,275.00
Serbia	Grafika Reznijq	Printing materials	54,240.93
Sierra Leone	Business Equipment And Services	IT & OFFICE SUPPLIES	32,236.28
Sierra Leone	Chriskal Printing Enterprises	Printing materials	51,920.67
Sierra Leone	Logistics Solution & Services	WATER AND SANITATION	31,977.00
Sierra Leone	Musa Sharaffdeen & Sons	EDUCATION SUPPLIES	43,387.23
Sierra Leone	NP (S) Ltd	FUEL & LUBRICANTS	313,801.90
Sierra Leone	Project Peanut Butter	NUTRITION	291,814.80
Singapore	Daiel Papers (S) Pte Ltd	Printing materials	119,134.40
Singapore	Daiel Papers (S) Pte Ltd	EDUCATION SUPPLIES	112,927.50
Singapore	Herman Miller Asia Pte Ltd	IT & OFFICE SUPPLIES	110,470.50
Singapore	Thakral Brothers Pte Ltd	IT & OFFICE SUPPLIES	30,287.00
Slovakia	Monarflex sro	WATER AND SANITATION, Latrines	108,186.26
Slovakia	Pkp Bardejov sro	NUTRITION, Anthropometric equip	600,877.70
Somalia	Al Aqsa Gas Station	FUEL & LUBRICANTS	107,358.78

## Major purchase orders by UN organization

AGENCY			PO Value
Location of Supplier	Name of Supplier	Description of Goods	USD
UNICEF continued			
Somalia	Bristol Printing Press	PRINTING	60,564.77
Somalia	Bulaaal Trading Company	WATER AND SANITATION, Pipes	39,696.00
Somalia	Gestalt Gild Ltd	COMMUNICATION EQUIP.	33,685.81
Somalia	Newline Ltd	IT & OFFICE SUPPLIES	39,311.10
Somalia	Srcs Biyo Miire Ceramic	WATER AND SANITATION	92,000.00
South Africa	Blue Tek Computers	IT & OFFICE SUPPLIES	37,871.77
South Africa	Brand Pack Pty Ltd	WATER AND SANITATION	51,577.47
South Africa	Diva Nutritional Products Pty Ltd	NUTRITION, Therapeutic food	10,718,942.66
South Africa	Edeni Chemical Trading Cc	WATER AND SANITATION	183,099.84
South Africa	Griffin Exports Cc	SHELTER/FIELD EQUIP.	37,442.38
South Africa	Grundfos South Africa Pty Ltd	WATER AND SANITATION, Other pumps	144,224.40
South Africa	Grundfos South Africa Pty Ltd	WATER AND SANITATION, Hand pumps	53,639.08
South Africa	Highveld Promotions	PRINTING	38,249.62
South Africa	Ict Diagnostics	DIAGNOSTIC TEST KITS, Malaria test kits	54,125.00
South Africa	Mustek Ltd Eastern Cape	IT & OFFICE SUPPLIES	124,178.55
South Africa	Reboni Furniture Group	IT & OFFICE SUPPLIES	580,007.71
South Africa	Reboni Furniture Group	EDUCATION SUPPLIES, Classroom supplies	130,980.27
South Africa	Roche Products Pty Ltd	LABORATORY SUPPLIES, Chemicals & reagents	596,160.00
South Africa	Sandpaper Clothing Manufacturers	EDUCATION SUPPLIES	92,673.87
South Africa	Sandpaper Clothing Manufacturers	CLOTHING & FOOTWEAR	61,554.60
South Africa	Seriti Printing Pty Ltd	WAREHOUSING	137,298.19
South Africa	Sterling Export Corporation	IT & OFFICE SUPPLIES	30,355.97
South Africa	Syncocon Systems	FREIGHT FORWARDING	49,157.43
South Africa	The Ranger Production	TRANSPORT	35,152.10
South Africa	Thorex C.C	MEDICAL RENEWABLE	42,368.09
South Africa	Uniprint	PRINTING	49,298.53
South Africa	Wefco Marketing Cc	Agricultural equip.	59,397.16
South Sudan	Afristar International	Printing materials	34,596.77
South Sudan	Afristar International Ltd	PRINTING, Printed matter	151,514.04
South Sudan	Canaction Enterprise Ltd	WATER AND SANITATION, WASH Construction	73,739.24
South Sudan	Canaction Enterprise Ltd	WATER AND SANITATION, Hygiene & sanitation	87,100.00
South Sudan	Canaction Enterprise Ltd	WATER AND SANITATION, Diesel generators	50,361.00
South Sudan	Canaction Enterprise Ltd	OTHER	62,000.00
South Sudan	Canaction Enterprise Ltd	FUEL & LUBRICANTS	42,042.40
South Sudan	Canaction Enterprise Ltd	CLOTHING & FOOTWEAR, Underwear	56,000.00
South Sudan	Canaction Enterprise Ltd	CLOTHING & FOOTWEAR	31,611.00
South Sudan	Creative Designers & Screen Printer	PRINTING, Printed matter	169,017.22
South Sudan	Creative Designers & Screen Printer	IDENTIFIC. & SIGNAGE	108,776.00
South Sudan	Creative Designers & Screen Printer	COMMUNICATION EQUIP.	101,000.00
South Sudan	Dalbit International Ltd	FUEL & LUBRICANTS	151,800.00
South Sudan	Diesel Generators Company Ltd	OTHER	44,000.00
South Sudan	Ezentus Company Ltd	WATER AND SANITATION, Diesel generators	84,206.37
South Sudan	Hassan Berier Hassan Bookshop	MEDICAL EQUIPMENT	39,999.60
South Sudan	Juba Supplies And Maintenance Ltd	IT & OFFICE SUPPLIES	32,745.02
South Sudan	Trojan Enterprises (SS) Ltd	FUEL & LUBRICANTS	645,417.34
Spain	Bombas Ideal Sa	WATER AND SANITATION, Other pumps	72,703.16
Spain	Cartay Productos De Acogida SL	WATER AND SANITATION, WASH Hygiene kits	220,369.98
Spain	Jomipsa	EDUCATION SUPPLIES, Play materials	117,747.93
Spain	Laboratorio Aldo-Union SA	PHARMACEUTICALS	132,968.90
Spain	Laboratorio Reig Jofre, Sa	PHARMACEUTICALS	41,115.19
Spain	Ulima Construcción	CONSTRUCTION NONWASH	34,251.67
Sri Lanka	Alpha Industries Pvt Ltd	IT & OFFICE SUPPLIES	118,987.97
Sri Lanka	Analytical Instruments Pvt Ltd	WATER AND SANITATION	59,006.85
Sri Lanka	Ceylon Petroleum Corporation	FUEL & LUBRICANTS	59,571.00
Sri Lanka	David Pieris Motor Company (Lanka)	TRANSPORT	39,211.97
Sri Lanka	Gimhan Furnitures	IT & OFFICE SUPPLIES	246,383.74
Sri Lanka	Hunter & Company PLC	TRANSPORT	32,079.75
Sri Lanka	Lallans Sports Goods Manufacturers	EDUCATION SUPPLIES, Play materials	104,314.14
Sri Lanka	Lallans Sports Goods Manufacturers	EDUCATION SUPPLIES	401,926.44
Sri Lanka	Lapro Technologies Pvt Ltd	IT & OFFICE SUPPLIES	124,060.86
Sri Lanka	Metropolitan Office Pvt Ltd	IT & OFFICE SUPPLIES	31,172.82
Sri Lanka	Narah Stationers	EDUCATION SUPPLIES	91,419.60
Sri Lanka	P & T Trading Pvt Ltd	WATER AND SANITATION	55,845.27
Sri Lanka	Richard Trading Co Pvt Ltd	EDUCATION SUPPLIES	290,490.97
Sri Lanka	Sri Lanka State Trading (General)	WATER AND SANITATION, WASH Hygiene kits	49,047.72
Sri Lanka	Stafford Motor Co Pvt Ltd	TRANSPORT	32,033.23
Sri Lanka	Toyota Lanka Pvt Ltd	TRANSPORT	42,598.37
Sudan	Golden Arrow Co Ltd	TRANSPORT	74,825.84
Sudan	Samil Industrial Company	NUTRITION, Therapeutic food	1,523,216.00
Sudan	Sharaf Banaga Fortrico/Ready Clothe	PRINTING, Printed matter	84,326.34
Sudan	Sudanese Tractors Company Ltd	IT & OFFICE SUPPLIES	421,127.00
Sudan	Tagoug Soap Factory	WATER AND SANITATION, Hygiene & sanitation	75,000.00
Sudan	Tawfig Soap Factory	WATER AND SANITATION, Hygiene & sanitation	107,500.00
Sudan	Technology of Submersible Pumps	WATER AND SANITATION, Water supply	197,100.00
Sweden	Atlas Copco Secoroc AB	WATER AND SANITATION	201,029.04
Sweden	Biab International AB	IDENTIFIC. & SIGNAGE	864,272.02
Sweden	Biab International AB	EDUCATION SUPPLIES, Students' supplies	841,205.50
Sweden	Biab International AB	EDUCATION SUPPLIES, Play materials	59,236.06
Sweden	Biab International AB	EDUCATION SUPPLIES, Classroom supplies	2,008,232.32
Sweden	Biab International AB	EDUCATION SUPPLIES	114,539.36
Sweden	Bording Halmstad AB	EDUCATION SUPPLIES, Classroom supplies	105,047.17
Sweden	Domestic Ab	COLD CHAIN EQUIPMENT	35,869.44
Sweden	Hemocue AB	LABORATORY SUPPLIES	247,266.59
Sweden	Sibir International AB	COLD CHAIN EQUIPMENT	502,797.12
Sweden	Smurfit Kappa Lagamill AB	MEDICAL RENEWABLE	4,122,270.50
Switzerland	BASF Agro BV, Arnhem	HOUSEHOLD TECHNOLOGY, Mosquito nets	11,377,425.45
Switzerland	BASF Agro BV, Arnhem	HOUSEHOLD TECHNOLOGY, Mosquito nets	7,744,182.50
Switzerland	BASF Agro BV, Arnhem	HOUSEHOLD TECHNOLOGY, Misc. Insecticides	56,595.00
Switzerland	Beckman Coulter International SA	LABORATORY SUPPLIES, Chemicals & reagents	93,286.30
Switzerland	Berlinger & Co AG	COLD CHAIN EQUIPMENT	300,865.50
Switzerland	Berlinger & Co AG	COLD CHAIN EQUIPMENT	42,470.51
Switzerland	Berlinger & Co AG	COLD CHAIN EQUIPMENT	38,996.10
Switzerland	Cruceil Switzerland AG	VACCINES/BIOLOGICALS	94,542,325.00
Switzerland	Dps SA	Equipment & Supplies	42,582.83
Switzerland	Hoffmann-La Roche Ltd	PHARMACEUTICALS	261,409.68
Switzerland	International Federation of Red Cross and Red Crescent Societies	MEDICAL/HYGIENE KITS	205,695.30
Switzerland	Medela AG	MEDICAL EQUIPMENT	679,718.38
Switzerland	Mepha Ltd	PHARMACEUTICALS	196,516.05
Switzerland	Mib Suisse Sa	IT & OFFICE SUPPLIES	43,394.00
Switzerland	Novartis Pharma Services AG	PHARMACEUTICALS	7,534,510.20
Switzerland	Vestergaard Frandsen Group SA	HOUSEHOLD TECHNOLOGY, Mosquito nets	19,069,936.39
Switzerland	Vestergaard Frandsen Group SA	HOUSEHOLD TECHNOLOGY, Mosquito nets	12,449,616.58
Syrian Arab Republic	400 Four Hundred	CLOTHING & FOOTWEAR	93,492.90
Syrian Arab Republic	Accad	CLOTHING & FOOTWEAR	868,276.61
Syrian Arab Republic	Al Amir Co For Food Products	NUTRITION	521,253.27
Syrian Arab Republic	Al Attar For Trade	SHELTER/FIELD EQUIP.	116,681.60
Syrian Arab Republic	Al Houda Co	SHELTER/FIELD EQUIP. Blankets	52,470.60
Syrian Arab Republic	Al Houda Co	CLOTHING & FOOTWEAR	97,416.91
Syrian Arab Republic	Al Houda Sarf	WATER AND SANITATION, WASH Hygiene kits	2,226,203.00
Syrian Arab Republic	Al Houda Sarf	WATER AND SANITATION, WASH Hygiene kits	107,331.90
Syrian Arab Republic	Al Houda Sarf	SHELTER/FIELD EQUIP. Blankets	614,608.75
Syrian Arab Republic	Al Mounakkel	EDUCATION SUPPLIES, Play materials	150,905.35
Syrian Arab Republic	Al Mounakkel	EDUCATION SUPPLIES	373,731.27



## Major purchase orders by UN organization

AGENCY			PO Value
Location of Supplier	Name of Supplier	Description of Goods	USD
UNICEF continued			
Syrian Arab Republic	Al Razi Est. For Printing & Binding	Printing materials	54,632.30
Syrian Arab Republic	Al Sebai For Teaching Aids	IT & OFFICE SUPPLIES	45,750.25
Syrian Arab Republic	Al Sebai For Teaching Aids	EDUCATION SUPPLIES, Play materials	87,174.40
Syrian Arab Republic	Alraed For Office Equipment	IT & OFFICE SUPPLIES	31,946.40
Syrian Arab Republic	Hisham Al Sebai	EDUCATION SUPPLIES	60,984.00
Syrian Arab Republic	Hisham Al Sebai	EDUCATION SUPPLIES	55,826.70
Syrian Arab Republic	Mohamad Louay Bierouty	EDUCATION SUPPLIES, Play materials	42,521.25
Syrian Arab Republic	Puremedic/Maysaa Rejleh	STAFF SUPPLIES, Staff field supplies	149,646.36
Syrian Arab Republic	Puremedic/Maysaa Rejleh	MEDICAL/HYGIENE KITS	87,556.94
Syrian Arab Republic	Rend Child Kingdom/Mhd Sadek	EDUCATION SUPPLIES, Play materials	109,817.61
Syrian Arab Republic	Rend Child Kingdom/Mhd Sadek	EDUCATION SUPPLIES	47,060.00
Syrian Arab Republic	Salhani Printing Est	Printing materials	132,146.12
Syrian Arab Republic	Ziad Nadam For Household Trading	IT & OFFICE SUPPLIES	173,043.00
Tajikistan	Llc "Polygraph Group"	PRINTING	39,467.61
Tajikistan	Llc Contrast	PRINTING	33,001.36
Tajikistan	PE Sobirov A	IT & OFFICE SUPPLIES	162,174.53
Thailand	Advanced Counry Education	PRINTING, Printed matter	1,238,730.10
Thailand	Amarin Printing And Publishing PLC	PRINTING, Printed matter	40,240.24
Thailand	C.T.B. World Co Ltd	Printing materials	38,040.75
Thailand	Datapro Computer Systems Co Ltd	COMMUNICATION EQUIP.	98,461.49
Thailand	Eastern Printing Public Co Ltd	PRINTING, Printed matter	181,383.69
Thailand	First Interbusiness Ltd	Printing materials	41,405.37
Thailand	Nan Mee Industry Co Ltd	EDUCATION SUPPLIES	53,247.27
Thailand	P & P Stationery Ltd	EDUCATION SUPPLIES	79,565.22
Thailand	Phongwarin Printing Ltd	PRINTING, Printed matter	138,132.39
Thailand	Pimolchai Suksakom Co Ltd	NUTRITION, Anthropometric equip	820,040.00
Thailand	Promotion Of Appropriate Technology	WATER AND SANITATION, WASH Construction	30,379.00
Thailand	Ratana Apparel Cares Ltd Part	MEDICAL RENEWABLE	222,440.18
Thailand	Roche Diagnostics (Thailand) Ltd	DIAGNOSTIC TEST KITS, Test strips	56,518.00
Thailand	Romar Industrial Co Ltd	IDENTIFIC. & SIGNAGE	61,018.99
Thailand	Saengroong Books Factory Co Ltd	EDUCATION SUPPLIES	71,010.75
Thailand	Saha Tang Nguan Heng Ltd	Printing materials	33,893.75
Thailand	Siam Quality Industries Co Ltd	EDUCATION SUPPLIES	138,687.34
Thailand	Srivatana Interprint Plc	PRINTING, Printed matter	406,115.00
Thailand	Thai Jirapat Co Ltd	IT & OFFICE SUPPLIES	39,016.68
Thailand	Thai Sports Co Ltd	EDUCATION SUPPLIES	61,016.64
Thailand	Thantawan Industry Plc	MEDICAL RENEWABLE	103,094.80
Timor-Leste	Boa Ventura	IT & OFFICE SUPPLIES	47,820.00
Timor-Leste	Boa Ventura	EDUCATION SUPPLIES	79,626.65
Timor-Leste	Jape DePT Store	EDUCATION SUPPLIES	91,184.40
Timor-Leste	Lay Shop	WATER AND SANITATION, WASH Construction	81,726.50
Timor-Leste	Lay Shop	WATER AND SANITATION, Pipes	119,448.00
Timor-Leste	Lay Shop	CONSTRUCTION NONWASH	60,650.00
Timor-Leste	New Star Co Ltd	WATER AND SANITATION, WASH Construction	73,065.00
Timor-Leste	New Star Co Ltd	WATER AND SANITATION, Pipes	160,372.50
Timor-Leste	Ramayana Motor Lda	TRANSPORT	38,960.00
Timor-Leste	Sakura Stationary	EDUCATION SUPPLIES	53,488.05
Timor-Leste	Sylvia Dili	PRINTING	45,218.50
Togo	Creation Ideale	PRINTING	79,017.39
Togo	Demain Le Monde	PRINTING	56,103.93
Togo	ETS Ipacom	PRINTING	114,353.38
Togo	Fesa/Ferromerie - Electricite -	IT & OFFICE SUPPLIES	36,140.17
Togo	Total - Togo	FUEL & LUBRICANTS	47,333.52
Turkey	Atabay Pharmaceuticals Factory AS	PHARMACEUTICALS	137,515.78
Turkey	Atabay Pharmaceuticals Factory AS	PHARMACEUTICALS	109,034.50
Turkey	ERBOSAN Erciyas Boru Sanayii Ve Ti	WATER AND SANITATION, Pipes	248,053.32
Turkey	Meteksan Printing & Industrial	EDUCATION SUPPLIES, Classroom supplies	469,350.00
Turkey	Prefabrik Yapı Ins.San.Tic.Anonim	SHELTER/FIELD EQUIP.	60,550.00
Uganda	Arrow Centre	TRANSPORT, Tyres	36,979.24
Uganda	Arrow Centre	Equipment & Supplies	42,859.46
Uganda	Barefoot Power Uganda Ltd	WATER AND SANITATION, Solar power	92,384.23
Uganda	Clinic Equipment Ltd	SHELTER/FIELD EQUIP.	267,342.91
Uganda	GI Logistics Ltd	MEDICAL/HYGIENE KITS	96,560.92
Uganda	GI Logistics Ltd	EDUCATION SUPPLIES, Play materials	151,143.86
Uganda	Graphic Systems (U) Ltd	PRINTING, Printed matter	48,428.88
Uganda	Mukwano Industries (U) Ltd	WATER AND SANITATION, Hygiene & sanitation	450,041.87
Uganda	New Vision Printing & Publishing	PRINTING, Printed matter	60,160.83
Uganda	New Vision Printing & Publishing	Printing materials	72,716.40
Uganda	New Vision Printing & Publishing	Printing materials	46,075.59
Uganda	Nile Fishing Co (NIFCO) Ltd	TRANSPORT	398,650.57
Uganda	Precise Diagnostic & Medical Supplies	WATER AND SANITATION	46,523.78
Uganda	Rajan Enterprises (U) Ltd	WATER AND SANITATION, WASH Hygiene kits	1,090,860.14
Uganda	Rajan Enterprises (U) Ltd	WATER AND SANITATION, WASH Hygiene kits	38,974.62
Uganda	Roadmaster Cycles (U) Ltdtd	TRANSPORT	43,267.20
Uganda	Shell (Uganda)	FUEL & LUBRICANTS	266,990.15
Uganda	Techno Relief Services (U) Ltd	SHELTER/FIELD EQUIP., Bedding	39,580.35
Uganda	Techno Relief Services (U) Ltd	EDUCATION SUPPLIES, Classroom supplies	101,849.85
United Arab Emirates	Abu Dhabi Medical Devices Co LLC	MEDICAL RENEWABLE	1,626,558.50
United Arab Emirates	Adpower Fzco	WATER AND SANITATION, Diesel generators	82,000.00
United Arab Emirates	Al Ghurair Printing & Publishing	PRINTING	38,560.00
United Arab Emirates	Gulf Pharmaceutical Industries	PHARMACEUTICALS	579,600.00
United Arab Emirates	Gulf Pharmaceutical Industries	PHARMACEUTICALS	206,630.00
United Arab Emirates	Gulf Pharmaceutical Industries	PHARMACEUTICALS	117,100.00
United Arab Emirates	Gulf Pharmaceutical Industries	PHARMACEUTICALS	44,800.00
United Arab Emirates	Gulf Pharmaceutical Industries	PHARMACEUTICALS	41,917.50
United Arab Emirates	N-R-S International Fzco	SHELTER/FIELD EQUIP., Tents	636,700.00
United Arab Emirates	N-R-S International Fzco	SHELTER/FIELD EQUIP., Tarpaulins	582,607.80
United Arab Emirates	N-R-S International Fzco	SHELTER/FIELD EQUIP., Blankets	350,669.50
United Arab Emirates	Oki General Trading Llc	SHELTER/FIELD EQUIP., Blankets	98,090.20
United Arab Emirates	Rubaiya Zueaid Building Material	WATER AND SANITATION, Pipes	35,580.00
United Arab Emirates	Traffic 360 Fz Llc	EDUCATION SUPPLIES, Students' supplies	37,065.60
United Arab Emirates	Un Wfp - Dubai	TRANSPORT	52,250.00
United Arab Emirates	World Food Programme	TRANSPORT	42,138.00
United Kingdom	Aegis Engineering Ltd	CLOTHING & FOOTWEAR, Safety gear	130,874.60
United Kingdom	Armoured Project Vehicles Ltd	TRANSPORT	450,631.20
United Kingdom	Armoured Project Vehicles Ltd	Other Costs	133,207.66
United Kingdom	Avery Weigh-Tronix Ltd	NUTRITION, Anthropometric equip	144,450.00
United Kingdom	Butyl Products Ltd	WATER AND SANITATION, Other water tanks	32,323.52
United Kingdom	Butyl Products Ltd	WATER AND SANITATION, Other pumps	41,932.93
United Kingdom	Cromwell Tools Ltd	IT & OFFICE SUPPLIES	189,616.35
United Kingdom	Delagua Water Testing Ltd	WATER AND SANITATION	124,108.19
United Kingdom	Dulas Ltd	COLD CHAIN EQUIPMENT, Solar refr./freezer	2,406,573.60
United Kingdom	Dulas Ltd	COLD CHAIN EQUIPMENT	272,428.46
United Kingdom	Dulas Ltd	COLD CHAIN EQUIPMENT	142,749.18
United Kingdom	Durbin PLC	PHARMACEUTICALS	163,767.69
United Kingdom	Durbin PLC	PHARMACEUTICALS	151,131.51
United Kingdom	Durbin PLC	PHARMACEUTICALS	129,254.94
United Kingdom	Durbin PLC	PHARMACEUTICALS	96,400.29
United Kingdom	Durbin PLC	PHARMACEUTICALS	39,390.54
United Kingdom	Durbin PLC	PHARMACEUTICALS	33,263.78
United Kingdom	Evenproducts Ltd	WATER AND SANITATION, Water storage	35,365.80
United Kingdom	Evenproducts Ltd	WATER AND SANITATION, Collapsible tanks	53,162.86
United Kingdom	Evenproducts Ltd	WATER AND SANITATION	34,804.00

## Major purchase orders by UN organization

AGENCY			PO Value
Location of Supplier	Name of Supplier	Description of Goods	USD
UNICEF continued			
United Kingdom	Fairey Industrial Ceramics Ltd	WATER AND SANITATION	120,040.39
United Kingdom	Fisher Scientific Uk Ltd	WATER AND SANITATION, Fixed lab eqpt/reag.	37,329.83
United Kingdom	Foster Refrigerator	COLD CHAIN EQUIPMENT	540,184.97
United Kingdom	Hattersley Aladdin Ltd	COLD CHAIN EQUIPMENT	284,817.45
United Kingdom	Hydrachem Ltd	WATER AND SANITATION	424,425.73
United Kingdom	Hydrachem Ltd	WATER AND SANITATION	84,594.56
United Kingdom	Jankel Armouring Ltd	TRANSPORT	708,948.00
United Kingdom	Lab21 Healthcare Ltd	DIAGNOSTIC TEST KITS, Syphilis test kits	65,194.30
United Kingdom	Lifeline Technologies Trading Ltd	EDUCATION SUPPLIES, Classroom supplies	276,422.00
United Kingdom	Medreich PLC	PHARMACEUTICALS	5,133,916.01
United Kingdom	Medreich PLC	PHARMACEUTICALS	931,520.00
United Kingdom	Medreich PLC	PHARMACEUTICALS	876,289.00
United Kingdom	Medreich PLC	PHARMACEUTICALS	212,480.00
United Kingdom	Morningside Pharmaceuticals Ltd	PHARMACEUTICALS	541,810.31
United Kingdom	Morningside Pharmaceuticals Ltd	PHARMACEUTICALS	219,773.87
United Kingdom	Morningside Pharmaceuticals Ltd	PHARMACEUTICALS	153,650.16
United Kingdom	Morningside Pharmaceuticals Ltd	MEDICAL RENEWABLE	3,291,030.44
United Kingdom	Morningside Pharmaceuticals Ltd	MEDICAL RENEWABLE	494,531.20
United Kingdom	Morningside Pharmaceuticals Ltd	MEDICAL RENEWABLE	53,220.00
United Kingdom	Osprey Ltd	WATER AND SANITATION, Polymer containers	500,973.89
United Kingdom	Palintest Ltd	WATER AND SANITATION	55,096.98
United Kingdom	Remonsys Ltd	COLD CHAIN EQUIPMENT	172,200.00
United Kingdom	Remonsys Ltd	COLD CHAIN EQUIPMENT	143,597.65
United Kingdom	S Brannan & Sons Ltd	COLD CHAIN EQUIPMENT	106,965.08
United Kingdom	Sollatek UK Ltd	COLD CHAIN EQUIPMENT	69,465.00
United Kingdom	Sollatek UK Ltd	COLD CHAIN EQUIPMENT	48,772.60
United Kingdom	The Children's Investment Fund Foundation	NUTRITION, Therapeutic food	756,000.00
United Kingdom	The Crown Agents for Oversea Governments and Administrations Ltd	NUTRITION	2,043,799.00
United Kingdom	Toyota Gibraltar Stockholdings Ltd	TRANSPORT, Pickups	2,038,424.20
United Kingdom	Toyota Gibraltar Stockholdings Ltd	TRANSPORT, Ambulances	340,154.36
United Kingdom	Toyota Gibraltar Stockholdings Ltd	TRANSPORT	6,970,100.59
United Kingdom	Toyota Gibraltar Stockholdings Ltd	TRANSPORT	544,482.55
United Kingdom	Toyota Gibraltar Stockholdings Ltd	TRANSPORT	77,140.88
United Kingdom	Toyota Gibraltar Stockholdings Ltd	TRANSPORT	44,974.15
United Kingdom	True Energy Ltd	COLD CHAIN EQUIPMENT, Solar refr./freezer	71,129.88
United Kingdom	True Energy Ltd	COLD CHAIN EQUIPMENT	1,019,774.24
United Kingdom	Wagtech Projects Ltd	WATER AND SANITATION	76,366.11
United Kingdom	Wicksteed Leisure Ltd	EDUCATION SUPPLIES, Play materials	694,233.91
United Republic of Tanzania	Aglex Company Ltd	COMMUNICATION EQUIP.	58,264.45
United Republic of Tanzania	Humanne Homes (T) Ltd	ARCHITEC/ENGINEERING	177,173.12
United Republic of Tanzania	Jamana Printers Ltd	PRINTING	435,503.13
United Republic of Tanzania	Jamana Printers Ltd	EDUCATION SUPPLIES, Classroom supplies	716,854.83
United Republic of Tanzania	Net Health Ltd	HOUSEHOLD TECHNOLOGY, Mosquito nets	4,338,804.00
United Republic of Tanzania	Net Health Ltd	HOUSEHOLD TECHNOLOGY, Mosquito nets	3,697,189.49
United Republic of Tanzania	Step In Ltd	EDUCATION SUPPLIES	36,692.84
United States of America	Access Bio Inc	DIAGNOSTIC TEST KITS, Malaria test kits	4,174,555.80
United States of America	Atlantic Business Systems Inc	IT & OFFICE SUPPLIES	1,235,813.50
United States of America	Atlantic Business Systems Inc	IT & OFFICE SUPPLIES	185,605.00
United States of America	Atlantic Business Systems Inc	IT & OFFICE SUPPLIES	139,700.00
United States of America	Atlantic Business Systems Inc	IT & OFFICE SUPPLIES	69,380.00
United States of America	Books Of Hope Llc	EDUCATION SUPPLIES, Students' supplies	62,500.00
United States of America	Brodock Press Inc	PRINTING	38,340.00
United States of America	Cardinal Scale Manufacturing Compan	NUTRITION, Anthropometric equip	66,822.00
United States of America	Cardinal Scale Manufacturing Compan	NUTRITION, Anthropometric equip	31,286.00
United States of America	Challenge Dairy Products Inc	NUTRITION, Therapeutic food	772,115.10
United States of America	ChemBio Diagnostics Systems Inc	DIAGNOSTIC TEST KITS, HIV Simple/rapid	3,181,348.50
United States of America	Cisco Systems Inc	IT Comm/Connect Serv	173,507.16
United States of America	Citrix Systems Inc	IT Other Services	97,300.00
United States of America	Citrix Systems Inc	IT & OFFICE SUPPLIES	66,191.25
United States of America	Disease Control Technologies Privat	HOUSEHOLD TECHNOLOGY, Mosquito nets	47,850.00
United States of America	Edesia	NUTRITION, Therapeutic food	3,649,168.50
United States of America	Esecuritytogo	Equipment & Supplies	45,081.45
United States of America	Gilead Sciences Incorporated	PHARMACEUTICALS	121,039.52
United States of America	Globecom Systems Inc	Equipment & Supplies	43,435.64
United States of America	Gsx Groupware Solutions	IT & OFFICE SUPPLIES	59,151.48
United States of America	Hatteras Press Inc	Water & Environmenta	83,386.50
United States of America	Hatteras Press Inc	PRINTING	219,470.00
United States of America	Hewlett Packard	IT Other Services	70,589.46
United States of America	Hewlett Packard	IT Consultancy Serv	158,799.15
United States of America	Hewlett Packard	IT Conference Serv	150,699.15
United States of America	Hewlett Packard	IT Comm/Connect Serv	563,210.16
United States of America	Hewlett Packard	IT & OFFICE SUPPLIES	66,916.26
United States of America	Hewlett Packard	Equipment & Supplies	438,353.65
United States of America	IKEA LLC New York	TRANSPORT, Accessry/spare parts	769,997.25
United States of America	Insight Direct Usa Inc	IT & OFFICE SUPPLIES	938,325.22
United States of America	International Business Machines	Programme Statistics	37,140.00
United States of America	International Business Machines	IT & OFFICE SUPPLIES	245,976.57
United States of America	Mana Nutritive Aid Products Inc	NUTRITION, Therapeutic food	3,683,140.13
United States of America	Manhattan Information Systems Inc	IT & OFFICE SUPPLIES	81,821.74
United States of America	Manhattan Information Systems Inc	Equipment & Supplies	121,829.11
United States of America	Merck & Co Inc	VACCINES/BIOLOGICALS	6,432,750.00
United States of America	Microsoft Corporation	IT & OFFICE SUPPLIES	2,860,987.30
United States of America	Office Depot Inc	Other Costs	35,001.00
United States of America	Oracle America Inc	IT & OFFICE SUPPLIES	296,932.12
United States of America	Orasure Technologies Inc	DIAGNOSTIC TEST KITS, HIV Simple/rapid	150,000.00
United States of America	Pfizer Inc	VACCINES/BIOLOGICALS	174,528,900.00
United States of America	Planson International Corporation	WATER AND SANITATION, Power transmission	102,215.00
United States of America	Procter & Gamble Company	WATER AND SANITATION	1,062,492.60
United States of America	Ramco Laboratories Inc	LABORATORY SUPPLIES	43,100.00
United States of America	Rapid Access Communication	Equipment & Supplies	174,756.23
United States of America	Replogle Globes Inc	EDUCATION SUPPLIES, Classroom supplies	137,872.80
United States of America	Retractable Technologies Inc	MEDICAL RENEWABLE	4,234,112.00
United States of America	Retractable Technologies Inc	MEDICAL RENEWABLE	355,548.00
United States of America	Rice Lake Weighing Systems	NUTRITION, Anthropometric equip	36,900.00
United States of America	SAP America Inc	IT & OFFICE SUPPLIES	2,116,260.91
United States of America	Scimedx Corporation	LABORATORY SUPPLIES	37,878.00
United States of America	SHI International CorP	IT & OFFICE SUPPLIES	282,238.92
United States of America	SHI International CorP	IT & OFFICE SUPPLIES	32,331.96
United States of America	Shunra Software Ltd	IT Other Services	84,086.11
United States of America	Sundanzler Refrigeration Inc	COLD CHAIN EQUIPMENT	404,139.78
United States of America	Symantec Corporation	IT & OFFICE SUPPLIES	163,110.10
United States of America	Tabatchnick Fine Foods Inc	NUTRITION, Therapeutic food	4,286,263.25
United States of America	The United States Fund For UNICEF	EDUCATION SUPPLIES, Play materials	304,000.00
United States of America	The Weeks Lerman Group	Misc NonStd NonStock	51,895.20
United States of America	USAID Food For Peace	NUTRITION, Therapeutic food	1,305,666.00
United States of America	Vmware Inc	Maintenance/support	48,231.00
United States of America	Weigh And Measure LLC	NUTRITION, Anthropometric equip	397,585.75
United States of America	Winshuttle Inc	Equipment & Supplies	46,814.67
United States of America	Wisconsin Aluminum Foundry Co Inc	MEDICAL EQUIPMENT	118,410.48
Uruguay	Aisur SRL	EDUCATION SUPPLIES, Play materials	46,387.20
Uruguay	Meralir SA	Communication (Publi	63,046.46
Uzbekistan	Mega Basim Yayin Sanayi Ve Ticaret.	Printing materials	44,121.70

## Major purchase orders by UN organization

AGENCY	Location of Supplier	Name of Supplier	Description of Goods	PO Value USD
<b>UNICEF continued</b>				
	Uzbekistan	Office Print Ooo	Printing materials	39,251.30
	Venezuela	Grupo Promotex C.A.	CLOTHING & FOOTWEAR	72,862.98
	Yemen	Abdulla Hassan Al Sunaidar	WATER AND SANITATION, Other pumps	59,620.80
	Yemen	Al-Adel For General Trading	WATER AND SANITATION, WASH Hygiene kits	615,379.82
	Yemen	Al-Amiri Industries	SHELTER/FIELD EQUIP.	60,543.00
	Yemen	Alangaz Workshop	SHELTER/FIELD EQUIP.	72,470.25
	Yemen	Alangaz Workshop	EDUCATION SUPPLIES, Play materials	42,389.40
	Yemen	Al-Awadhi Furniture & General Services	WATER AND SANITATION, Water storage	235,616.98
	Yemen	Al-Awadhi Furniture & General Services	WATER AND SANITATION, WASH Hygiene kits	588,828.76
	Yemen	Al-Awadhi Furniture & General Services	WATER AND SANITATION, Metallic containers	32,433.60
	Yemen	Al-Awadhi Furniture & General Services	WATER AND SANITATION, Hygiene & sanitation	64,102.56
	Yemen	Al-Falak	IT & OFFICE SUPPLIES	32,565.53
	Yemen	Ali Mohamed Al Sunaidar	WATER AND SANITATION, Other pumps	74,121.00
	Yemen	Al-Jeel Al-Jadeed Group	EDUCATION SUPPLIES	234,676.56
	Yemen	Al-Noor For Printing & Paper	Printing materials	43,218.60
	Yemen	Al-Prince For Printing & Publishing	PRINTING	99,045.00
	Yemen	Bahaj	WATER AND SANITATION, Other pumps	81,142.50
	Yemen	Bilal Al-Hubaishi For Trading &	WATER AND SANITATION, WASH Hygiene kits	46,133.21
	Yemen	Mohamed Ali Al-Yamany & Brothers	WATER AND SANITATION, Other pumps	40,571.73
	Yemen	Multaka Al-Karat For Marketing (Mk)	Printing materials	75,190.50
	Yemen	Onex Design And Advert	Printing materials	168,255.00
	Yemen	Print Art	Printing materials	67,282.12
	Yemen	Right Media For Trading	Printing equipment	121,986.22
	Yemen	Silver Filters Company	WATER AND SANITATION	344,250.00
	Yemen	Torwada For Trading	WATER AND SANITATION, Diesel generators	61,000.00
	Zambia	Amalgamated Steel Engineering Ltd	CONSTRUCTION NONWASH	169,088.51
	Zambia	Brand Power Business Solutions	IT & OFFICE SUPPLIES	47,343.45
	Zambia	Micmar Investments Ltd	CONSTRUCTION NONWASH	486,556.48
	Zambia	New Horizon Printing Press	PRINTING	87,228.11
	Zambia	New Horizon Printing Press	IT & OFFICE SUPPLIES	104,085.04
	Zambia	Pharmanova Zambia Ltd	WATER AND SANITATION, Hygiene & sanitation	74,629.95
	Zambia	Samac Ventures Ltd	CLOTHING & FOOTWEAR	40,580.34
	Zambia	Tata (Z) Ltd	TRANSPORT	383,776.45
	Zambia	Tata (Z) Ltd	TRANSPORT	247,842.02
	Zambia	World Food Programme	WAREHOUSING	100,049.90
	Zimbabwe	Al Davis & Co Pvt Ltd	WATER AND SANITATION	267,074.00
	Zimbabwe	Bryer Trading T/A Gel Promotions	CLOTHING & FOOTWEAR, Safety gear	57,500.00
	Zimbabwe	Bushpump Manufacturing	Agricultural equip.	139,097.38
	Zimbabwe	Chemplex Corporation	WATER AND SANITATION	263,670.00
	Zimbabwe	College Press Publishers	PRINTING, Printed matter	989,283.73
	Zimbabwe	Daeta International Trading Cc	IT & OFFICE SUPPLIES	47,152.24
	Zimbabwe	Document Support Centre	IT & OFFICE SUPPLIES	54,569.59
	Zimbabwe	Eagletron International	Agricultural equip.	244,700.00
	Zimbabwe	Kdb Holdings Pvt Ltd	LABORATORY SUPPLIES	40,800.00
	Zimbabwe	Kutaura Enterprises Pvt Ltd	CLOTHING & FOOTWEAR	33,600.00
	Zimbabwe	Kwalani Publishing House	PRINTING, Printed matter	200,502.00
	Zimbabwe	Longman Zimbabwe	PRINTING, Printed matter	271,981.53
	Zimbabwe	Mdd Pvt Ltd T/A Michelle Fashions	CLOTHING & FOOTWEAR	75,000.00
	Zimbabwe	Medsure Healthcare Pvt Ltd	LABORATORY SUPPLIES	214,371.65
	Zimbabwe	Mm African Technologies Pvt Ltd	WATER AND SANITATION, Fixed lab eqpt/reag.	143,274.11
	Zimbabwe	National Printing & Packaging	PRINTING	260,000.00
	Zimbabwe	Printaid	PRINTING	34,087.00
	Zimbabwe	Progress Marketing	WATER AND SANITATION, WASH Construction	40,216.36
	Zimbabwe	Raven Court Fuels Pvt T/A Rvc	FUEL & LUBRICANTS	44,520.00
	Zimbabwe	Redan Gas Pvt Ltd	Accessories	86,960.00
	Zimbabwe	Sable Press Pvt (Ltd)	PRINTING	65,364.11
	Zimbabwe	Shatton Investments Pvt (Ltd)	IT & OFFICE SUPPLIES	42,442.80
	Zimbabwe	Signs Of The Times	Printing materials	68,800.00
	Zimbabwe	Solution Centre Pvt Ltd	IT & OFFICE SUPPLIES	56,913.15
	Zimbabwe	Strauss Logistics Ltd	FUEL & LUBRICANTS	499,998.03
	Zimbabwe	V and W Engineering	Agricultural equip.	419,645.85
	Zimbabwe	Varichem Pharmaceuticals Ltd	PHARMACEUTICALS	197,785.98
	Zimbabwe	World Bicycle Relief	TRANSPORT	1,372,486.76
	Zimbabwe	Zph Publishers	PRINTING, Printed matter	47,786.82
<b>UNIDO</b>				
	Austria	Anatta e.U	Furniture, school	193,349.98
	Austria	HEALVITA GROUP GmbH	Measuring and testing instruments m	62,870.00
	Austria	RESSENIIG Fahrzeugbau Ges.m.b.H	Vehicles, 4WD, hard top	394,450.40
	Austria	S.O.L.I.D. Gesellschaft für Solarinstallation und Design mbH	Solar energy systems	620,000.00
	Austria	ThermoFischer Scientific	ODS (Ozone Depleting Substances) ph	434,824.60
	Austria	TOYOTA BURUNDI S.P.R.L.	Vehicles, 4WD, canvas top	94,900.00
	Austria	VWR International GmbH	X-ray/radiological apparatus and ap	113,942.60
	Belgium	S.A. Reibel N.V	Solar energy systems	390,756.00
	Canada	MW Distributing	PROCUREMENT SERVICES	103,557.24
	Cape Verde	UNDP CAPE VERDE	Solar energy installations/equipmen	100,000.00
	Cote d'Ivoire	Toles Ivoire	Roofing sheets, corrugated, of plas	272,042.00
	Denmark	H2 Industrial ApS	Hydrogen	697,244.00
	Denmark	Kjaer&Kjaer	Vehicles, 4WD, hard top	65,898.00
	Egypt	Agitech	Chromatographs, gas	248,311.28
	Germany	DORNBUSCH GRAVUREN GmbH	Glass testing equipment	251,107.00
	Germany	LABSCO Laboratory Supply Company	Laboratory equipment, agricultural,	343,478.26
	Germany	LABSCO Laboratory Supply Company	PROCUREMENT SERVICES	104,000.00
	Germany	von Cramm & Co (GmbH & Co) KG	PROCUREMENT SERVICES	74,723.56
	Ghana	Biogas Technologies West Africa Ltd	Construction services, other	89,861.28
	India	Aar Ess Exim Pvt Ltd	PROCUREMENT SERVICES	324,578.00
	India	Apollo International Ltd	Paper testing equipment	303,402.00
	India	Grain Processing Industries (I) Pvt. Ltd.	Food processing equipment	156,246.00
	India	Rony Fernandes	Food processing equipment	104,580.00
	India	Ruby International Traders	Training kits	79,604.00
	Iran, Islamic Republic of	KARAMADAN Hampa Co	Ozone layer depletion - foams	2,480,493.30
	Italy	Afros S p A	Foam, of Polyurethane	1,052,279.32
	Italy	Afros S p A	Ozone layer depletion	1,915,522.60
	Italy	Afros S p A	Ozone layer depletion - solvents	2,332,000.00
	Italy	EKOSYSTEM S.R.L.	Supervision/inspection of equipment	773,988.00
	Italy	Impianti OMS Spa	Ozone layer depletion	1,467,920.00
	Italy	MESDAN S p A	Textile workshop equipment	196,385.00
	Italy	NEW Tronic srl	Metalworking hand tools	192,804.72
	Italy	TEC MAC s r l	Pumping equipment related services	353,493.78
	Japan	Makino Mfg. Co. Ltd	Soya bean production	129,996.48
	Jordan	Dunia Aljazeera Co	Glass and glass products industry	512,000.00
	Lebanon	INTERTECH BATINORM SAL	Electronics testing equipment	880,000.00
	Lebanon	INTERTECH BATINORM SAL	Furniture manufacturing	113,473.14
	Lebanon	INTERTECH BATINORM SAL	Sewing machines, industrial	89,577.98
	Lebanon	Jubaili Bros	Generators	105,160.00
	Mauritius	SupplyQuip Limited	Food processing equipment	220,883.26
	Netherlands	DEVOTRA B V	Training kits	60,310.76
	Netherlands	DEVOTRA B V	Workshop kits	116,197.20
	Netherlands	UNICORN B.V.	ODS (Ozone Depleting Substances) ph	382,696.40
	Netherlands	UNICORN B.V.	Ozone layer depletion	688,989.96
	Pakistan	Matrix Engineering (Pvt.) Ltd.	Ozone layer depletion - solvents	879,848.00
	Slovenia	STRIX d.o.o.	Water treatment	144,650.74
	South Africa	INITIO EARTH SCIENCES	Laboratory testing	80,054.66
	South Sudan	M and E Trading Company Ltd	Education equipment computer	136,540.00

## Major purchase orders by UN organization

AGENCY			PO Value
Location of Supplier	Name of Supplier	Description of Goods	USD
<b>UNIDO continued</b>			
Spain	Bornay Aerogeneradores S.L.U	Wind-driven generators	83,338.00
Spain	TST STAG S A	Gas analysers, water sciences	91,684.70
Spain	TST STAG S A	ODS (Ozone Depleting Substances) ph	752,236.30
Spain	TST STAG S A	ODS (Ozone Depleting Substances) ph	316,706.00
Spain	TST STAG S A	Ozone layer depletion	749,258.20
Spain	TST STAG S A	Ozone layer depletion - refrigerati	73,569.62
Spain	TST STAG S A	Pumping equipment related services	299,386.82
Spain	TST STAG S A	Refrigeration machinery/equipment m	433,769.94
Spain	TST STAG S A	Tool kits for refrigerator repair t	120,860.00
Spain	ULMA AGRICOLA S.COOP	Greenhouses	78,020.00
Sri Lanka	Aranen Lanka Pvt Ltd	Fibre crops production	1,082,400.00
Sudan	Golden Arrow Co. Ltd	Vehicles, 4WD, hard top	108,800.00
Sudan	Juba Auto Co. Ltd.	Vehicles, 4WD, hard top	69,150.00
Sudan	UNIDO Sudan Imprest	Contracts	70,000.00
Uganda	Akamai Holdings Ltd	Education equipment computer	115,328.00
Ukraine	CT Systems Ltd	ENERGY RESOURCES	301,338.00
Ukraine	LC Scientific Production Company	PROCUREMENT SERVICES	446,360.00
United Arab Emirates	Landmark Resources FZCO	Vehicles, for water well drilling s	146,288.00
United Kingdom	BUCKINGHAMSHAM of KENILWORTH Ltd	Fuel testing equipment, to detect m	61,247.20
United Kingdom	CROMWELL International Tools Limited	Blacksmiths enterprises	77,052.56
United Kingdom	CROMWELL International Tools Limited	Carpentry work	260,000.00
United Kingdom	CROMWELL International Tools Limited	Hand tools, plumbing	247,875.36
United Kingdom	CROMWELL International Tools Limited	Paper making and paper processing m	584,867.94
United Kingdom	CROMWELL International Tools Limited	Tool kits	143,663.40
United Kingdom	CROMWELL International Tools Limited	Welding testing equipment	200,424.56
United Kingdom	Gapuma Ltd UK	PROCUREMENT SERVICES	96,460.00
United Kingdom	SOTEX INTERNATIONAL LTD	PROCUREMENT SERVICES	118,358.64
United Kingdom	Toyota Gibraltar Stockholdings Ltd	Vehicles, 4WD, hard top	90,773.82
United Kingdom	Toyota Gibraltar Stockholdings Ltd	Vehicles, 4WD, hard top	75,987.82
United Kingdom	Unit Export Limited	Engines, inboard, for marine propul	518,649.46
United Kingdom	Unit Export Limited	Motors, outboard, for marine propul	100,189.80
United States of America	Data Power Inc	PROCUREMENT SERVICES	407,052.00
United States of America	Data Power Inc	PROCUREMENT SERVICES	246,452.02
United States of America	TEMP AIR INC	Fans	148,000.00
United States of America	TEMP AIR INC	Heaters, water, solar	120,000.00
United States of America	TEMP AIR INC	Monitoring equipment	80,000.00
United States of America	TEMP AIR INC	TRAINING	60,180.00
United States of America	TERCO Inc	Aerosol equipment	598,790.00
United States of America	The Lincoln Electric Company	Welding equipment maintenance and r	108,690.50
Vietnam	Electronics Communications Technology Investm. Developm. Corp	PROCUREMENT SERVICES	1,584,000.00
Vietnam	Electronics Communications Technology Investm. Developm. Corp	PROCUREMENT SERVICES	142,000.00
Vietnam	MINEXPORT	Textile workshop equipment	295,578.02
Vietnam	NEUTECH	Textile workshop equipment	127,380.00
<b>UNOG</b>			
Belgium	TELEVIC CONFERENCE NV	Recording and reproducing apparatus	73,950.63
Denmark	ADVIZING IT	Super-computers	71,820.66
Denmark	ADVIZING IT	Super-computers	65,850.00
Denmark	DANIMEX COMMUNICATION A/S	Telecommunication equipment, other	37,813.61
France	GROUPE MULLIEZ FLORY	Clothing of textile materials	39,368.05
France	NOVACOM SERVICES	Satellite communication systems	438,670.00
France	NOVACOM SERVICES	Satellite communication systems	283,170.00
France	NOVACOM SERVICES	Satellite communication systems	156,555.00
France	OFFICE DEPOT BUSINESS SOLUTIONS	Stationery articles n.e.c.	167,960.00
France	VAUDAUX JEAN Motoculture SA	Domestic appliances other than cool	38,471.85
Germany	FARMINGTONS AUTOMOTIVE GmbH	Motor vehicles, passenger, other	170,889.90
Germany	RUBARTH APPARATE GmbH	Cooling, incubating, cleaning, dryi	32,993.45
Germany	SEBA HYDROMETRIE GmbH	Radar apparatus, radio navigational	32,882.57
Ireland	MICROSOFT IRELAND OPERATIONS LTD	Software application packages	35,672.00
Italy	COELMO s.r.l.	Electric motors, generators and the	521,015.34
Italy	COELMO s.r.l.	Electric motors, generators and the	215,344.87
Italy	COELMO s.r.l.	Electric motors, generators and the	190,217.62
Sweden	X MOMS SWESUPPLY	Crowd control equipment	49,448.53
Switzerland	ALLOGA SA	Articles for medical or surgical pu	37,000.00
Switzerland	ANTALIS SA	Paper of paperboard n.e.c., for pri	36,310.71
Switzerland	ARP SUISSE SA	Expendables for use with EDP equipm	264,456.00
Switzerland	ARP SUISSE SA	Expendables for use with EDP equipm	96,066.27
Switzerland	BECHTLE SUISSE ROMANDE	Equipment and accessories for conne	94,626.00
Switzerland	CHROMOS SA	PAINTS AND VARNISHES AND RELATED PR	32,000.00
Switzerland	COFIMAR S.A.	Lighting equipment	52,722.63
Switzerland	CRIVELLI & TRABOLD S.A.	Fuel oils, n.e.c.	36,308.00
Switzerland	DAN OFFICE SA	Computer display terminals	43,080.00
Switzerland	DAN OFFICE SA	Micro-computers	127,560.00
Switzerland	DAN OFFICE SA	Micro-computers	60,874.00
Switzerland	DAN OFFICE SA	Micro-computers	50,400.00
Switzerland	DAN OFFICE SA	Micro-computers	31,280.00
Switzerland	DAN OFFICE SA	Projectors	39,432.00
Switzerland	DAN OFFICE SA	Super-computers	32,560.00
Switzerland	DELL SA	Micro-computers	137,634.41
Switzerland	DELL SA	Micro-computers	58,703.32
Switzerland	DELL SA	Micro-computers	44,471.54
Switzerland	DELL SA	Micro-computers	40,237.58
Switzerland	DELL SA	Micro-computers	38,602.48
Switzerland	DELL SA	Micro-computers	35,184.65
Switzerland	DELL SA	Micro-computers	30,387.97
Switzerland	DELL SA	Super-computers	93,940.00
Switzerland	DELL SA	Super-computers	91,960.83
Switzerland	DELL SA	Super-computers	91,253.54
Switzerland	DELL SA	Super-computers	38,588.75
Switzerland	DPS SA	Printing and plotting devices for E	36,321.07
Switzerland	ELECTROPLAST SA	Electrical equipment, parts and acc	68,082.98
Switzerland	EMC COMPUTER SYSTEMS SA	Optical storage units	346,825.00
Switzerland	EMC COMPUTER SYSTEMS SA	Optical storage units	191,119.00
Switzerland	EMC COMPUTER SYSTEMS SA	Optical storage units	123,367.00
Switzerland	FISCHER PAPIER SA	Paper of paperboard n.e.c., for pri	340,000.00
Switzerland	HEIDELBERG SUISSE SA	Parts n.e.c. for special purpose ma	93,167.70
Switzerland	INAPA SUISSE SA	Paper of paperboard n.e.c., for pri	264,551.00
Switzerland	INTERSITAG BUROROY SA	Seats and chairs	68,132.65
Switzerland	INTERSITAG BUROROY SA	Seats and chairs	63,065.05
Switzerland	INTERSITAG BUROROY SA	Seats and chairs	47,000.00
Switzerland	MULTIONE.CH GMBH	Domestic appliances other than cool	49,181.02
Switzerland	NOS NEW ORGANISATION SYSTEM SA	Furniture, domestic	56,922.26
Switzerland	TORSON KUNSTSTOFFTECHNIK AG	Stoppers, caps, lids and other meta	35,612.24
Switzerland	ZUMTOBEL LUMIERE SA	LAMPS, ARC LAMPS AND LIGHTING EQUIP	189,774.84
Syrian Arab Republic	AL SAADI FOR TRADING LTD	Motor vehicles, passenger, other	274,500.00
Syrian Arab Republic	MHD KHALED AL TAHAWI, DYNAMO INDUS	Electric motors, generators and the	144,000.00
Syrian Arab Republic	MODERN MOTORS Co.	Motor vehicles, passenger, other	100,500.00
Syrian Arab Republic	SHONEEZ GENERAL TRADING CO	Motor vehicles, passenger, other	216,000.00
Syrian Arab Republic	SHONEEZ GENERAL TRADING CO	Motor vehicles, passenger, other	90,000.00
United Arab Emirates	INTERNATIONAL ARMoured GROUP FZE	Motor vehicles, passenger, other	361,275.00
United Kingdom (Gibraltar)	TOYOTA GIBRALTAR STOCKHOLDINGS LTD.	Motor vehicles, passenger, other	193,552.67
United Kingdom (Gibraltar)	TOYOTA GIBRALTAR STOCKHOLDINGS LTD.	Motor vehicles, passenger, other	104,816.74
United Kingdom (Gibraltar)	TOYOTA GIBRALTAR STOCKHOLDINGS LTD.	Motor vehicles, passenger, other	53,719.98
United Kingdom (Gibraltar)	TOYOTA GIBRALTAR STOCKHOLDINGS LTD.	Motor vehicles, passenger, other	33,373.60



## Major purchase orders by UN organization

AGENCY			PO Value USD
Location of Supplier	Name of Supplier	Description of Goods	
<b>UNOG continued</b>			
United States of America	CISCO SYSTEMS INC	AUDIO VISUAL EQUIPMENT	60,969.60
United States of America	CISCO SYSTEMS INC	Transmitting and communicating equi	57,247.14
<b>UNON</b>			
China	SHENZHEN PUXIN TECHNOLOGY CO. LTD	Purchase of Biogas Digester Steel mould neck, steel 100m3, shipment and insurance costs	35,412.00
Denmark	DANISH INTERPRETATION SYSTEMS	Conference Area Enhancement by Danish Interpretation System	54,195.66
Denmark	DANISH INTERPRETATION SYSTEMS	Danish Interpretation Systems Equipment for UNDT Courtroom	170,973.47
Haiti	COMPHAITI S.A.	Computer equipment and software for CNGIS	162,460.00
Italy	LAC PUBBLICITA S.R.L	merchandise for wuf 6-lac pubblicita	44,693.63
Italy	MECCANOTECNICA SPA	Supply of Book-binding Sewing Machine for UNON DCS	174,418.60
Italy	PUBLICARRELLO.COM, SRL	MEMORY STICKS FOR WUF PARTICIPANTS	42,261.03
Kenya	AQUAMIST LIMITED	Drinking Water and Water Dispensers	43,500.00
Kenya	AQUAMIST LIMITED	WATER FOR THE THREE AGENCIES (UNEP/UNON/UN-HABITAT)	43,500.00
Kenya	ASHCOTT LIMITED	Purchase of portable mechanical ventilator	44,767.80
Kenya	E.P. DIS KENYA LTD	PHARMACEUTICAL PRODUCTS AND VACCINES, UNJMS, UNON	48,780.93
Kenya	INFRASTRUCTURE TECHNOLOGY (A) LTD	Supply of Toilet Paper for use in the UN Complex for BMU (Richard Opiyo)	99,320.00
Kenya	JOCHAMU ENTERPRISES	Supply of Stabilised Soil Block Press Machines for UN-Habitat Khartoum	80,192.77
Kenya	KENYA SHELL LIMITED	DUTY FREE FUEL FOR COU, UNON	10,835,625.21
Kenya	KENYA TENTS LTD	SHADE CANOPY FOR THE UNRC	53,880.11
Kenya	KIM-FAY EAST AFRICA LTD	Obligation of funds to pay Kim-Fay three (3)invoices for supply of Toilet Paper against OBPB 10027 for BMU	44,449.02
Kenya	MAKIGA ENGINEERING SERVICES LTD	Supply of Stabilised Soil Block Press (Non-Interlocking) Machines for UN-Habitat Khartoum Office	113,451.36
Kenya	PAPER CONVERTERS (K) LTD	Purchase of Envelopes for UNON Stores	41,641.88
Kenya	PATHCARE KENYA LTD.	Drug testing services for Security and Safety Service	40,000.00
Kenya	PUR CONTRACTORS	To cover purchase of goods under contracts for South Sudan Watsan Projects	73,183.08
Kenya	REGIONAL GROUP (K) LTD	Supply of Toner Cartridges for UNON DCS	38,027.12
Kenya	TYPOTECH IMAGING SYSTEMS LTD	PURCHASE OF CTP DIRECT THERMAL PLATES	79,800.00
Kenya	TYPOTECH IMAGING SYSTEMS LTD	Supply of Kodak Thermal Direct Processless (Chemistry Free) Plates for UNON DCS	32,718.00
Kenya	UNEECO PAPER PRODUCTS LTD	Supply of Matt Art Printing Paper for UNON DCS	33,529.16
Switzerland	HEWLETT PACKARD	10 HP DL 380 G8 Servers for ICTS George Kangethe (ext 24117)	81,340.00
Switzerland	HEWLETT PACKARD	DL380 G7 Servers for Lotus Domino and Active Directory for ICTS (W. Kungu Ext 24098)	157,011.21
Switzerland	HEWLETT PACKARD	Replenishment of Laptops for UNON Stores (S.Kareithi ext 23530)	38,090.44
Switzerland	HEWLETT PACKARD	Replenishment of UNON stores laptops (contact: M.Ntalami,ext.24207)	39,240.40
Switzerland	HEWLETT PACKARD	Supply of Laptops and accessories for UNON Stores(Ntalami).	36,861.08
Uganda	PICFARE INDUSTRIES LTD	Purchase for Photocopying Papers	97,560.00
United Arab Emirates	LANDMARK RESOURCE FZCO	Supply of Carpet tiles(Alfa Blues RH 501)	58,750.00
United Kingdom	CROMWELL TOOLS LTD	Land Administration Equipment	30,375.47
United Kingdom	SHEARGOLD LIMITED	Supply of LCD projectors to UNON/DCS.	102,685.00
United States of America	CISCO SYSTEMS INC.	Cisco Items for UNDT	48,772.62
United States of America	CISCO SYSTEMS INC.	IMS/NISU Procurement Plan Phase 1-Cisco Network Equipment for ICTS (G. Kangethe ext 24117)	163,983.40
United States of America	CISCO SYSTEMS INC.	Wireless Access Points and Wism-2 Licenses (UNON, UNEP & UN-HABITAT)	116,620.60
United States of America	LA CRESTA COMMUNICATIONS INC.	Supply of WIFI Equipment for ICTS	49,805.00
United States of America	LANCO TRADING & INVESTMENT	Supply & Delivery of Rack/Tower UPS with network Card	137,000.00
<b>UNOPS</b>			
Afghanistan	Abasin Sarwan Construction Company	Prefabricated Container uni	44,252.00
Afghanistan	Abram Global Group (Construction)	Air Conditioning	146,650.00
Afghanistan	AFGHAN DUBAI INTERNATIONAL CO LTD	Industrial refrigeration	30,440.00
Afghanistan	Aitech International Ltd	Desktop computers	35,811.73
Afghanistan	Aitech International Ltd	Server load balancer	49,070.00
Afghanistan	Aitech International Ltd	Tablet computers	73,020.00
Afghanistan	Akramzada International Ltd	Uninterruptible power suppl	67,010.00
Afghanistan	Alpha Logistics Ltd.	Hydraulic machinery	305,000.00
Afghanistan	Alpha Logistics Ltd.	Hydraulic machinery	242,000.00
Afghanistan	ALPHA OMEGA SERVICES	Desktop computers	54,211.00
Afghanistan	Aria Pashtoon Logistics Service	Freight containers	46,900.00
Afghanistan	Asadullah Obaid Najib Ltd	Uninterruptible power suppl	91,800.00
Afghanistan	AUTOMOTIVE MANAGEMENT SERVICES	Vehicles - Repair Supplies	49,500.00
Afghanistan	AZMAT NAYEBKHIL LTD	Rechargeable batteries and Total stations	75,684.87
Afghanistan	Bakhtar Pump Station	Fuel for vehicles	69,450.00
Afghanistan	BASHIRI ENGINEERING LTD	Diesel generators	37,849.75
Afghanistan	E.C.L. Afghan Limited	Diesel fuel	67,358.39
Afghanistan	E.C.L. Afghan Limited	Diesel fuel	49,446.32
Afghanistan	EAGLE CAR CLEAR WORKS	Motorvehicles, sedan	38,548.26
Afghanistan	ECL Afghan Ltd	Diesel fuel	127,269.30
Afghanistan	Green Point Afghanistan Co. Ltd.	Paper cutting machines	43,285.00
Afghanistan	Ikhlas Sadaat Afghan Co.Ltd	Diesel generators	41,500.00
Afghanistan	Ikhlas Sultani Ltd	Diesel generators	41,587.22
Afghanistan	Kabul Kaihan Kawsar Ltd	Diesel fuel	57,575.70
Afghanistan	Kabul Kaihan Kawsar Ltd	Diesel fuel	49,664.00
Afghanistan	Kabul Kaihan Kawsar Ltd	Diesel fuel	38,070.48
Afghanistan	Kabul Kaihan Kawsar Ltd	Diesel fuel	34,428.81
Afghanistan	Khairkha Fuel logistics Group	Diesel fuel	49,302.92
Afghanistan	Khairkha Fuel logistics Group	Diesel fuel	47,648.01
Afghanistan	Khairkha Fuel logistics Group	Fuel for vehicles	60,487.80
Afghanistan	Kohe Barakat Ltd	Industrial refrigeration	30,040.00
Afghanistan	Mustafa Co.Ltd	Videoconferencing systems	30,250.00
Afghanistan	Nashuatec Company	Desktop computers	39,548.00
Afghanistan	Nashuatec Company	Photocopiers	33,030.00
Afghanistan	Pump Station Pul Pacha	Fuel for vehicles	30,000.00
Afghanistan	Red Moon Logistics Service Co. Ltd.	Police Boats	88,000.00
Afghanistan	Sadiqi padsha Ltd.	Diesel fuel	33,000.00
Afghanistan	Tiger International Armor and Processing	Vehicle Parts & Accessories	36,780.00
Argentina	A S MADERAS ALBERTO SCAZZUSO S.A.	Filing cabinets	322,555.99
Argentina	AGIMED S.R.L.	Medical Equipment	532,576.00
Argentina	AKTIO SOCIEDAD ANONIMA	Computer Monitors	108,500.00
Argentina	AMERICANTEC SRL	Desktop computers	47,423.89
Argentina	AUTOMOVILES SAN JORGE S.A.	Police vehicles	5,072,123.05
Argentina	AUTOTROL SACIAF	Other recreational equipment	322,362.56
Argentina	BASESIDE S.R.L.	Scanners	241,696.63
Argentina	BGH S.A.	Radio, Wireless Security Co	1,606,443.00
Argentina	BGH S.A.	Radio, Wireless Security Co	820,200.00
Argentina	BGH S.A.	Radio, Wireless Security Co	456,865.07
Argentina	BGH S.A.	Radio, Wireless Security Co	209,704.00
Argentina	BIOFAR S.A.	Drugs & Pharmaceuticals	88,014.30
Argentina	BIOQUIMICA S.R.L.	Medical Equipment	32,156.00
Argentina	CASA OTTO HESS S.A.	Drugs & Pharmaceuticals	38,683.60
Argentina	CONMIL SRL	Medical Equipment	441,057.60
Argentina	CONSENT S.A.	Portable data input termina	78,200.00
Argentina	CORADIR S.A.	Desktop computers	95,068.00
Argentina	CORADIR S.A.	Notebook computers	1,967,166.00
Argentina	CORADIR S.A.	Notebook computers	748,440.00
Argentina	CORADIR S.A.	Notebook computers	83,160.00
Argentina	CORADIR S.A.	Notebook computers	59,400.00
Argentina	DATASTAR ARGENTINA S.A	Computer Monitors	331,002.60
Argentina	DELL AMERICA LATINA SUCURSAL ARG	Computer Monitors	182,512.00
Argentina	DELL AMERICA LATINA SUCURSAL ARG	Desktop computers	405,987.66
Argentina	Diana Belquis Sansserri	Filing cabinets	112,342.50
Argentina	DINATECH S.A.	Software; Computer	38,832.96
Argentina	DRAWER S.A.	Drugs & Pharmaceuticals	46,685.91

## Major purchase orders by UN organization

AGENCY			PO Value
Location of Supplier	Name of Supplier	Description of Goods	USD
<b>UNOPS continued</b>			
Argentina	EQUIPAR MOBILI S.A.	Filing cabinets	511,766.98
Argentina	EURO SWISS S.A.	Drugs & Pharmaceuticals	170,034.32
Argentina	FIAT AUTO ARGENTINA S.A	Ambulances	1,165,380.00
Argentina	GARCIA ALEJANDRA FABIANA	Software (license)	30,375.00
Argentina	Griensu S.A	Medical Equipment	599,130.00
Argentina	HEWLETT-PACKARD ARGENTINA SRL	Desktop computers	670,276.20
Argentina	HEWLETT-PACKARD ARGENTINA SRL	Desktop computers	294,480.00
Argentina	HYNET S.A.	Firewall security equipment	1,789,225.00
Argentina	HYNET S.A.	Firewall security equipment	37,602.00
Argentina	HYNET S.A.	Network data service units	162,329.94
Argentina	IGARRETA S.A.C.I.	Police vehicles	1,962,953.90
Argentina	Instruequips S.A	Medical Equipment	204,952.00
Argentina	INSUMOS XXI SA	Drugs & Pharmaceuticals	108,642.07
Argentina	INSUMOS XXI SA	Drugs & Pharmaceuticals	46,304.63
Argentina	KLONAL S.R.L	Drugs & Pharmaceuticals	77,213.46
Argentina	LABORATORIO FABRA S.A.	Drugs & Pharmaceuticals	96,921.48
Argentina	Laboratorio Internacional Argentino S.A.	Drugs & Pharmaceuticals	135,684.45
Argentina	Laboratorio Internacional Argentino S.A.	Drugs & Pharmaceuticals	92,299.30
Argentina	LABORATORIO LKM S.A.	Drugs & Pharmaceuticals	33,793.16
Argentina	LABORATORIOS DUNCAN S.A.	Drugs & Pharmaceuticals	46,048.22
Argentina	LAFFEDAR S.A.	Drugs & Pharmaceuticals	30,619.65
Argentina	LONGONI ELECTRONICA S.R.L.	Hard disk drives	45,491.97
Argentina	MARCOTE Paula Andrea	Desks	530,641.69
Argentina	MEDIPHARMA SA	Drugs & Pharmaceuticals	42,795.06
Argentina	OIKOSS S.A.	Multimedia kits	258,360.34
Argentina	PRODMOBI S.A.	Desks	179,033.48
Argentina	PRODMOBI S.A.	Partitions	288,659.26
Argentina	PROPATO HNOS. SAIC	Drugs & Pharmaceuticals	45,154.27
Argentina	Quiromed S.A.C.I.F	Medical Equipment	88,700.00
Argentina	REDFARM S.A.	Drugs & Pharmaceuticals	94,323.04
Argentina	Rolic S.A.	Chairs	469,235.68
Argentina	SAVANT PHARM S.A.	Drugs & Pharmaceuticals	31,893.76
Argentina	SEGURIDAD INFORMATICA S.R.L.	Software (license)	77,901.00
Argentina	TRAZZO S.A.	Chairs	360,500.00
Argentina	VALID SOLUCIONES S.A.	Software (license)	511,474.00
Argentina	VALID SOLUCIONES S.A.	Software (license)	94,467.72
Argentina	VIALMAR S.A.	Filing cabinets	188,533.53
Argentina	Viditec S.A	Rhythm band sets	132,817.00
Australia	Barefoot POWER PTY LTD	Fluorescent fixtures	96,335.12
Australia	CODAN LIMITED	Radio, Wireless Security Co	55,321.38
Australia	CODAN LIMITED	Radio, Wireless Security Co	50,882.53
Australia	Minelab Electronics Pty Ltd	Demining equipment	110,389.00
Australia	Minelab Electronics Pty Ltd	Demining equipment	52,062.00
Austria	VWR International GmbH	Laboratory Equipment	83,140.78
Austria	VWR International GmbH	Laboratory Equipment	44,411.92
Belgium	FSE International	Laboratory Equipment	236,179.87
Brazil	ARCELORMITTAL BRASIL SA	Minerals and ores and metal	68,291.24
Brazil	FAM DA AMAZONIA INDUSTRIA E COMERCIO LTD	Air Conditioning	220,000.00
Brazil	GCE SA	Minerals and ores and metal	298,728.45
Brazil	GERDAU COMERCIAL DE ACO S/A	Minerals and ores and metal	37,297.30
Brazil	GRAVIA IND. PERF DE ACO LTDA	Minerals and ores and metal	40,810.81
Canada	Election Services International Inc.	Election Items	150,847.68
Central African Republic	DIRECTION DES INFRASTRUCTURES	Public structures	151,136.00
Chile	Esni chile S.A.	Software (license)	43,549.42
China	NUGTECH COMPANY LIMITED	Product and material traile	118,000.68
China	NUGTECH COMPANY LIMITED	Scanners	2,395,000.00
China	Techcomp Limited	Medical Equipment	102,500.00
China	Yorkool International Limited	Mosquito nets	2,076,000.00
China	Yorkool International Limited	Mosquito nets	205,541.00
China	Yorkool International Limited	Mosquito nets	126,189.00
Cote d'Ivoire	SAMA ENTREPRISE	Diesel fuel	30,210.38
Democratic Republic of the Congo	ALEXIS BUNGUDI KAYAMBA	Commercial structures	78,000.00
Democratic Republic of the Congo	ALEXIS BUNGUDI KAYAMBA	Commercial structures	77,625.00
Democratic Republic of the Congo	CFAO MOTORS RDC	Automobiles or cars	218,742.00
Democratic Republic of the Congo	ECONOMAT GENERAL KINDU	Elements and gases	84,000.00
Democratic Republic of the Congo	ECONOMAT GENERAL KINDU	Elements and gases	57,548.00
Democratic Republic of the Congo	ENTREPRISE FULLCOM	Gymnastics equipment	49,996.00
Democratic Republic of the Congo	ENTREPRISE FULLCOM	Mattresses or sleep sets	39,690.00
Democratic Republic of the Congo	ENTREPRISE FULLCOM	Sports equipment	49,996.00
Democratic Republic of the Congo	ENTREPRISE FULLCOM	Sports equipment	49,996.00
Democratic Republic of the Congo	ETS LA REFERENCE	Elements and gases	82,880.00
Democratic Republic of the Congo	ETS LA REFERENCE	Elements and gases	48,000.00
Democratic Republic of the Congo	ETS LA REFERENCE	Elements and gases	45,400.00
Democratic Republic of the Congo	Eis SESAME	Diesel generators	42,750.00
Democratic Republic of the Congo	ETS KOWEIT/KATEMBO KASALAGHANDO	Fuel for vehicles	31,200.00
Democratic Republic of the Congo	Ginki	Fuel for vehicles	45,000.00
Democratic Republic of the Congo	Ikeline & Fils/ Construction	Cement & lime	30,788.00
Democratic Republic of the Congo	KIVU MOTOR	Dump trucks	36,542.00
Democratic Republic of the Congo	KIVU MOTOR	Minibuses	64,890.00
Democratic Republic of the Congo	KIVU MOTOR	Minibuses	64,890.00
Democratic Republic of the Congo	Prodimpex SARL	Motorcycles	33,300.00
Democratic Republic of the Congo	Prodimpex SARL	Solar Panels	44,250.00
Democratic Republic of the Congo	QUINCAILLERIE LA GRACE	Agricultural machinery & eq	38,560.00
Democratic Republic of the Congo	RANDY MOTORS	Diesel generators	43,216.28
Democratic Republic of the Congo	SOBAC SPRL	Cement & lime	44,302.20
Democratic Republic of the Congo	STANDARD COMPANY	Agricultural machinery & eq	330,971.19
Democratic Republic of the Congo	STANDARD COMPANY	Agricultural machinery & eq	84,656.00
Denmark	ADVIZING IT Ltd	Computer servers	66,235.00
Denmark	ADVIZING IT Ltd	Computer servers	33,890.50
Denmark	ADVIZING IT Ltd	Furniture set	3,145,556.92
Denmark	ADVIZING IT Ltd	Notebook computers	1,054,662.00
Denmark	ADVIZING IT Ltd	Notebook computers	146,783.33
Denmark	ADVIZING IT Ltd	Uninterruptible power suppl	82,223.00
Denmark	ADVIZING IT Ltd	Uninterruptible power suppl	35,133.00
Denmark	ATEA DANMARK A/S	Network data service units	131,139.00
Denmark	ATEA DANMARK A/S	Network data service units	64,407.77
Denmark	ATEA DANMARK A/S	Network data service units	56,555.48
Denmark	ATEA DANMARK A/S	Network data service units	55,196.41
Denmark	ATEA DANMARK A/S	Network routers	89,082.00
Denmark	ATEA DANMARK A/S	Notebook computers	40,994.00
Denmark	COPENHAGEN GLOBAL A/S	Armored Vehicles	128,854.00
Denmark	DAN OFFICE APS	Desktop computers	50,815.00
Denmark	Danimex Communication A/S	Radio, Wireless Security Co	220,230.39
Denmark	DANOFFICE APS	Desktop computers	44,684.00
Denmark	DANOFFICE APS	Software (license)	166,638.95
Denmark	Danoffice IT APS	Multimedia kits	104,008.00
Denmark	Danoffice IT APS	Notebook computers	129,655.20
Denmark	Danoffice IT APS	Notebook computers	68,612.00
Denmark	DMP-Nordic Aps	Software (license)	135,115.91
Denmark	JOHS GRAM-HANSSSEN A/S	Diesel generators	38,259.00
Denmark	JOHS GRAM-HANSSSEN A/S	Rechargeable batteries	190,352.88
Denmark	JOHS GRAM-HANSSSEN A/S	Safety helmets	52,520.00
Denmark	JOHS GRAM-HANSSSEN A/S	Solar Panels	101,597.68

## Major purchase orders by UN organization

AGENCY			PO Value
Location of Supplier	Name of Supplier	Description of Goods	USD
<b>UNOPS continued</b>			
Denmark	KJAER & KJAER A/S	Minibuses	54,436.91
Denmark	KJAER & KJAER A/S	Motorcycles	2,665,888.00
Denmark	KJAER & KJAER A/S	Motorcycles	344,193.00
Denmark	KJAER & KJAER A/S	Motorcycles	202,918.80
Denmark	KJAER & KJAER A/S	Motorcycles	122,267.40
Denmark	KJAER & KJAER A/S	Motorcycles	109,005.00
Denmark	KJAER & KJAER A/S	Motorcycles	64,420.69
Denmark	KJAER & KJAER A/S	Motorcycles	57,195.80
Denmark	KJAER & KJAER A/S	Motorcycles	43,226.20
Denmark	KJAER & KJAER A/S	Motorcycles	41,297.66
Denmark	KJAER & KJAER A/S	Motorcycles	33,363.38
Denmark	KJAER & KJAER A/S	Pick-up trucks	274,805.00
Denmark	KJAER & KJAER A/S	Pick-up trucks	219,548.00
Denmark	KJAER & KJAER A/S	Pick-up trucks	80,400.00
Denmark	KJAER & KJAER A/S	Pick-up trucks	60,900.00
Denmark	KJAER & KJAER A/S	Pick-up trucks	43,700.00
Denmark	KJAER & KJAER A/S	Pick-up trucks	37,880.00
Denmark	KJAER & KJAER A/S	Station wagons	54,400.00
Denmark	KJAER & KJAER A/S	Station wagons	38,439.00
Denmark	KJAER & KJAER A/S	Station wagons	35,453.00
Denmark	NetDesign A/S	Computer servers	168,549.45
Denmark	NetDesign A/S	Computer servers	98,688.44
Denmark	NetDesign A/S	Network routers	78,236.66
Denmark	NetDesign A/S	Software (license)	184,902.02
Denmark	PETER JUSTESEN COMPANY A/S	Videoconferencing systems	78,020.00
Denmark	Planson Europe	Notebook computers	69,540.00
Denmark	UNICEF, COPENHAGEN	Anti Malaria	601,684.96
Denmark	UNICEF, COPENHAGEN	Anti Malaria	556,159.58
Denmark	UNICEF, COPENHAGEN	Anti Malaria	32,468.34
Denmark	UNICEF, COPENHAGEN	Anti-retroviral drugs (ARV)	909,532.24
Denmark	UNICEF, COPENHAGEN	Anti-retroviral drugs (ARV)	844,395.14
Denmark	UNICEF, COPENHAGEN	Anti-retroviral drugs (ARV)	734,390.17
Denmark	UNICEF, COPENHAGEN	Rapid test kits	216,000.00
Denmark	UNICEF, COPENHAGEN	Rapid test kits	183,053.90
Denmark	UNICEF, COPENHAGEN	Rapid test kits	81,059.60
Denmark	UNICEF, COPENHAGEN	Rapid test kits	73,422.59
Dominican Republic	CORPORATION DE ASFALTO S.A	Industrial Products	47,510.40
Dominican Republic	CORPORATION DE ASFALTO S.A	Other construc. material	102,860.00
Dominican Republic	CORPORATION DE ASFALTO S.A	Other construc. material	73,610.00
Ecuador	MURRIN CORPORATION	Vegetable seeds and seedlin	76,320.00
El Salvador	Frio Partes, S.A. de C.V.	Air conditioners	46,349.55
France	Cepheid SAS	Medical Equipment	184,923.68
France	CFAO PROCUREMENT SERVICE	Pick-up trucks	40,000.00
France	CFAO PROCUREMENT SERVICE	Station wagons	43,508.25
France	G Feron et de Clebsattel SA	Prefabricated Houses	46,203.35
France	HORIBA ABX SAS	Laboratory Equipment	151,540.00
France	ODAS	Demining equipment	35,447.77
France	PEUGEOT SODEXA	Limousines	54,588.08
France	PEUGEOT SODEXA	Limousines	32,356.22
Germany	Carl Zeiss Microlmaging GmbH	Laboratory Equipment	50,252.94
Germany	DEUTSCHE GESELLSCHAFT FUR GIZ GmbH	Anti Tuberculosis drugs 1 s	928,157.77
Germany	ECKERT & ZIEGLER BEBIG GmbH	Medical Equipment	72,632.83
Germany	FLEISCHHACKER	Medical Equipment	54,738.04
Germany	GAMMA - SERVICE MEDICAL GMBH	Medical Equipment	439,500.00
Germany	nora systems GmbH	Floor Material	64,947.02
Germany	Nowar security equipment GmbH	Body armor	56,521.74
Germany	Partec GmbH	Laboratory Equipment	156,147.94
Germany	Partec GmbH	Laboratory Equipment	97,318.00
Greece	Extraco SA	Explosives control equipmen	155,472.64
Guatemala	ALUMINIOS ALDANA, S. A.	Industrial Products	63,914.11
Guatemala	BIO-NUCLEAR DE GUATEMALA, S.A.	Medical Equipment	74,646.96
Guatemala	BIO-NUCLEAR DE GUATEMALA, S.A.	Medical Equipment	30,877.03
Guatemala	CEMENTOS PROGRESO, S.A.	Concrete & mortars	44,714.50
Guatemala	COMPANIA DE EQUIPO MEDICO HOSPITALARIO	Medical Equipment	627,917.86
Guatemala	COMPANIA DE EQUIPO MEDICO HOSPITALARIO	Medical Equipment	45,664.28
Guatemala	DISTRIBUIDORA LOS CINCO, S.A.	Industrial Products	35,970.50
Guatemala	GRUPO RAF DE GUATEMALA, S.A.	Desktop computers	39,873.42
Guatemala	INNOVACIONES MEDICAS	Medical Equipment	54,723.00
Guatemala	INNOVACIONES MEDICAS	Medical Equipment	47,803.73
Guatemala	INSTALACIONES MODERNAS, S.A.	Industrial Products	49,917.29
Guatemala	INSTALACIONES MODERNAS, S.A.	Industrial Products	45,827.29
Guatemala	INSTALACIONES MODERNAS, S.A.	Industrial Products	37,012.57
Guatemala	LABTRONIC, S.A.	Medical Equipment	31,500.55
Guatemala	MEDICORP	Medical Equipment	128,645.00
Guatemala	MEDICORP	Medical Equipment	47,000.00
Guatemala	PERFILES Y LAMINAS, S.A.	Industrial Products	38,933.99
Guatemala	PERFILES Y LAMINAS, S.A.	Industrial Products	33,854.35
Guatemala	PRODUCTIVE BUSINESS SOLUTIONS (GUATEMALA)	Microfilm equipment	41,333.83
Guatemala	PRODUCTOS Y CONSTRUCCIONES NEOCRET, S.A.	Industrial Products	86,637.93
Guatemala	PROMOCION MEDICA, S.A.	Medical Equipment	57,274.81
Guatemala	SEGA, S.A.	Desktop computers	37,273.83
Haiti	Acierie D'Haiti S.A.	Iron, steel, metal prod.	109,728.00
Haiti	Acierie D'Haiti S.A.	Iron, steel, metal prod.	63,295.90
Haiti	Acierie D'Haiti S.A.	Iron, steel, metal prod.	30,400.00
Haiti	Acierie D'Haiti S.A.	Minerals and ores and metal	141,647.80
Haiti	AXXIUM S.A.	Solar Panels	419,175.00
Haiti	CIMENT LA PIERRE	Minerals and ores and metal	49,000.00
Haiti	Compagnie Haitienne de Moteurs S.A.	Heavy construction machiner	73,400.00
Haiti	DISTRIBUTEURS NATIONAUX S.A.	Petroleum and distillates	54,937.91
Haiti	HAITI PRINT AND SIGN	Advertising pillars	30,000.00
Haiti	INMETAL	Roofing Material	139,860.00
Haiti	INMETAL	Roofing Material	49,950.00
Haiti	ISLAND Distribution S A	Minerals and ores and metal	243,373.10
Haiti	ISLAND Distribution S A	Wood	86,256.00
Haiti	JAJ Depot Et Gravel	Concrete & mortars	115,146.90
Haiti	JAJ Depot Et Gravel	Sandstone	30,972.00
Haiti	M.C Elf Servigaz Verrettes	Liquified petroleum gas	335,768.00
Haiti	M.C Elf Servigaz Verrettes	Liquified petroleum gas	49,839.00
Haiti	MICA S A	Other construc. material	40,850.00
Haiti	MICA S A	Sandstone	40,850.00
Haiti	Mosaïques Gardere S A	Cement & lime	79,040.00
Haiti	Mosaïques Gardere S A	Cement & lime	39,500.00
Haiti	Mosaïques Gardere S A	Cement & lime	34,960.00
Haiti	Mosaïques Gardere S A	Cement & lime	32,680.00
Haiti	Mosaïques Gardere S A	Industrial Products	44,590.00
Haiti	P.R. ENTREPRISES S.A.( TOP TIRES)	Diesel generators	31,300.00
Haiti	PHD S.A	Diesel fuel	50,655.49
Haiti	PHD S.A	Fuel for vehicles	41,916.17
Haiti	PHD S.A	Fuel for vehicles	39,526.62
Haiti	PHD S.A	Fuel for vehicles	37,103.32
Haiti	Procuserve Haiti S.A	Prefabricated Medical units	242,168.24
Haiti	Publist Group	Cement & lime	279,000.00
Haiti	Publist Group	Cement & lime	32,704.10



## Major purchase orders by UN organization

AGENCY			PO Value
Location of Supplier	Name of Supplier	Description of Goods	USD
<b>UNOPS continued</b>			
Haiti	Publist Group	Cement & lime	30,030.00
Haiti	SANTO BLOCS	Other construc. material	64,390.00
Haiti	SECA	Solar Panels	31,969.90
Haiti	Societe Haitienne de V. F. A. S.A. (VFM)	Gravel	54,545.45
Haiti	Societe Haitienne de V. F. A. S.A. (VFM)	Sand	43,562.50
Haiti	SS Total Station	Fuel for vehicles	42,452.83
Haiti	SUITES HORIZON, HOTEL MONTANA	Food and beverage dispenser	36,087.90
Haiti	UNIGESTION HOLDINGS S.A.	Mobile phones	48,628.29
Haiti	UNIGESTION HOLDINGS S.A.	Mobile phones	41,514.79
Honduras	COOPERATIVA AGROPECUARIA REGIONAL UNION	Dried organic fruit	71,832.00
India	Allied Medical Limited	Medical Equipment	49,913.91
India	Amkette Analytics Ltd.	Medical Equipment	157,056.33
India	Beckman Coulter India Pvt. Ltd.	Medical Equipment	55,335.00
India	Becton Dickinson India Private Limited	Laboratory Equipment	93,408.16
India	Becton Dickinson India Private Limited	Laboratory Equipment	49,275.26
India	Bet Medical P Ltd	Medical Equipment	325,672.40
India	BioMedix Optotechnik & Devices Pvt. Ltd.	Medical Equipment	137,011.02
India	Deepak Enterprises	Medical Equipment	274,081.95
India	Deepak Enterprises	Medical Equipment	153,765.23
India	DELHI SURGICAL & DRESSINGS	Medical Equipment	39,567.87
India	DISEASE CONTROL TECHNOLOGIES (P) LTD	Mosquito nets	3,040,000.00
India	DISEASE CONTROL TECHNOLOGIES (P) LTD	Mosquito nets	975,910.50
India	Eppendorf India Limited	Medical Equipment	59,269.76
India	ESCO BIOTECH PVT. LTD.	Medical Equipment	258,001.33
India	FOUNDATION FUTURISTIC TECHNOLOGIES (P)	Software (license)	71,400.00
India	GALPHA LABORATORIES LIMITED	Dispensary drugs	297,401.46
India	Hetero Drugs Limited	Anti-retroviral drugs (ARV)	604,868.12
India	Hetero Drugs Limited	Anti-retroviral drugs (ARV)	424,101.69
India	Hetero Drugs Limited	Anti-retroviral drugs (ARV)	147,509.82
India	Hetero Drugs Limited	Anti-retroviral drugs (ARV)	132,737.23
India	Hetero Drugs Limited	Anti-retroviral drugs (ARV)	68,177.38
India	Hetero Drugs Limited	Anti-retroviral drugs (ARV)	36,306.66
India	HLL Lifecare Ltd	Medical Kits	338,372.51
India	HORIBA India Pvt. Ltd.	Medical Equipment	31,690.65
India	Innovative Medicare Technologies Pvt. Lt	Medical Equipment	935,010.27
India	INSTROMEDIX INDIA PVT. LTD.	Medical Equipment	184,975.00
India	INSTROMEDIX INDIA PVT. LTD.	Medical Equipment	31,022.73
India	INTERNATIONAL SCIENTIFIC INSTRUMENT CO.	Medical Equipment	38,518.02
India	Jolly Technocrats	Medical Equipment	56,671.62
India	M/s Rohit Surgical Pvt Ltd	Medical Equipment	58,261.73
India	M/s Toshbro Medicals Pvt. Ltd.	Medical Equipment	349,625.08
India	MANCHANDA MEDICOS	Medical Equipment	31,978.43
India	Maquet Medical India Pvt. Ltd.	Medical Equipment	170,558.10
India	Martech Info Systems Pvt. Ltd.	Uninterruptible power suppl	115,109.00
India	MDD Medical Systems (India) Pvt. Ltd.	Medical Equipment	188,799.69
India	Mitra Industries Pvt.Ltd.	Emergency medical pouches/bags	100,028.14
India	Mitra Industries Pvt.Ltd.	Emergency medical pouches/bags	67,144.39
India	N. K. Jain Instruments Pvt. Ltd.	Medical Equipment	48,286.06
India	NW OVERSEAS	Medical Equipment	134,732.67
India	NW OVERSEAS	Medical Equipment	45,206.71
India	Phoenix Medical Systems Pvt Ltd	Medical Equipment	324,672.80
India	Phoenix Medical Systems Pvt Ltd	Medical Equipment	155,556.52
India	Phoenix Medical Systems Pvt Ltd	Medical Equipment	77,801.65
India	Pramal Healthcare Limited	Medical Kits	53,086.10
India	PRIME CHEMICAL & SCIENTIFIC CO	Laboratory Equipment	34,196.68
India	Rattan Sales Corporation	Medical Equipment	103,090.91
India	Reflection Medical Devices	Medical Equipment	90,729.07
India	SALTER INDIA LIMITED	Medical Equipment	30,571.99
India	SANDOR MEDICAIDS PVT LTD	Medical Kits	286,804.52
India	Schiller Healthcare India Pvt. Ltd.	Medical Equipment	48,450.00
India	Schiller Healthcare India Pvt. Ltd.	Medical Equipment	37,709.96
India	Spacelabs Healthcare	Medical Equipment	349,383.80
India	SURGITECH INDIA	Medical Equipment	97,679.78
India	SURGITECH INDIA	Medical Equipment	92,666.86
India	SYSTEM PLUS	Medical Equipment	62,410.97
India	TERUMO PENPOL Limited	Medical Equipment	40,863.89
India	Transasia Bio- Medicals Ltd.	Medical Equipment	34,334.60
India	Transasia Bio- Medicals Ltd.	Medical Equipment	32,790.74
India	TTK - LIG LTD	Contraceptive - Condoms	118,422.50
India	V.K.A Polymers Private Limited	Mosquito nets	423,658.63
India	VARIETY VYAPAAR PVT LTD	Medical Equipment	101,202.29
India	Ved Med Software & Trading Pvt. Ltd.	Medical Equipment	196,790.32
India	Vishal Surgical Equipment Co.	Medical Equipment	188,480.34
India	Vishal Surgical Equipment Co.	Medical Equipment	143,321.12
India	Vital Healthcare Pvt. Ltd.	Medical Kits	101,939.13
India	Vital Healthcare Pvt. Ltd.	Medical Kits	40,029.71
India	Wipro GE Healthcare Pvt. Ltd.,	Medical Equipment	334,197.27
India	Wipro GE Healthcare Pvt. Ltd.,	Medical Equipment	34,637.14
Iraq	Ability with Innovation General Contract	Network switches	95,790.00
Iraq	Al Shamsh Co. Ltd	Furniture Accessories	150,415.00
Ireland	MICROSOFT LICENSING LTD	Software (license)	233,405.78
Ireland	MICROSOFT LICENSING LTD	Software (license)	96,061.16
Ireland	MICROSOFT LICENSING LTD	Software (license)	32,430.08
Israel	Ei Kayyam Pasific Marketing and Trade	Crowd control equipment	36,268.08
Italy	COELMO SRL	Diesel generators	137,735.26
Italy	COELMO SRL	Diesel generators	128,566.76
Italy	COELMO SRL	Diesel generators	126,999.87
Italy	ERRECI SRL	Domestic kitchen appliances	43,173.31
Italy	ERRECI SRL	Furniture set	74,581.26
Italy	EUROMECC SRL	Water purification equipmen	103,959.56
Italy	VENEFIR S.N.C	Chairs	44,610.59
Italy	VENEFIR S.N.C	Desks	196,941.20
Italy	VENEFIR S.N.C	Mattresses or sleep sets	182,699.10
Japan	J. GERBER AND CO. (JAPAN) LTD	Motorcycles	3,309,206.67
Japan	J. GERBER AND CO. (JAPAN) LTD	Motorcycles	2,778,721.97
Japan	J. GERBER AND CO. (JAPAN) LTD	Motorcycles	387,748.99
Japan	J. GERBER AND CO. (JAPAN) LTD	Motorcycles	385,664.79
Japan	J. GERBER AND CO. (JAPAN) LTD	Motorcycles	276,259.39
Japan	J. GERBER AND CO. (JAPAN) LTD	Motorcycles	199,973.84
Japan	J. GERBER AND CO. (JAPAN) LTD	Motorcycles	183,130.30
Japan	J. GERBER AND CO. (JAPAN) LTD	Motorcycles	166,523.61
Japan	J. GERBER AND CO. (JAPAN) LTD	Motorcycles	128,041.13
Japan	J. GERBER AND CO. (JAPAN) LTD	Motorcycles	114,430.75
Japan	J. GERBER AND CO. (JAPAN) LTD	Motorcycles	107,139.00
Japan	J. GERBER AND CO. (JAPAN) LTD	Motorcycles	76,882.57
Japan	J. GERBER AND CO. (JAPAN) LTD	Motorcycles	64,437.02
Japan	J. GERBER AND CO. (JAPAN) LTD	Motorcycles	63,590.24
Japan	J. GERBER AND CO. (JAPAN) LTD	Motorcycles	54,881.53
Japan	J. GERBER AND CO. (JAPAN) LTD	Motorcycles	53,579.19
Japan	J. GERBER AND CO. (JAPAN) LTD	Motorcycles	38,170.95
Japan	J. GERBER AND CO. (JAPAN) LTD	Motorcycles	37,322.94
Japan	mitsubishi electric corporation	Air Conditioning	195,500.00
Japan	Mitsubishi Fuso Truck and Bus Corporatio	Busses	43,782.00

## Major purchase orders by UN organization

AGENCY			PO Value
Location of Supplier	Name of Supplier	Description of Goods	USD
UNOPS continued			
Japan	NISSAN TRADING Co.,LTD.	All terrain vehicles	303,094.01
Japan	NISSAN TRADING Co.,LTD.	Buses	46,711.64
Japan	NISSAN TRADING Co.,LTD.	Limousines	31,368.30
Japan	NISSAN TRADING Co.,LTD.	Pick-up trucks	40,280.00
Japan	NISSAN TRADING Co.,LTD.	Station wagons	746,529.49
Japan	NISSAN TRADING Co.,LTD.	Station wagons	51,234.83
Japan	NISSAN TRADING Co.,LTD.	Station wagons	34,443.38
Japan	NISSAN TRADING Co.,LTD.	Station wagons	33,228.11
Japan	NISSAN TRADING Co.,LTD.	Station wagons	31,726.66
Japan	NISSAN TRADING Co.,LTD.	Station wagons	31,013.52
Japan	TOYOTA MOTOR CORPORATION (JAPAN)	Ambulances	15,405,293.56
Japan	TOYOTA MOTOR CORPORATION (JAPAN)	Ambulances	1,052,254.43
Japan	TOYOTA MOTOR CORPORATION (JAPAN)	Ambulances	363,353.39
Japan	TOYOTA MOTOR CORPORATION (JAPAN)	Ambulances	131,231.47
Japan	TOYOTA MOTOR CORPORATION (JAPAN)	Ambulances	107,683.86
Japan	TOYOTA MOTOR CORPORATION (JAPAN)	Ambulances	76,169.51
Japan	TOYOTA MOTOR CORPORATION (JAPAN)	Ambulances	69,191.94
Japan	TOYOTA MOTOR CORPORATION (JAPAN)	Ambulances	68,536.12
Japan	TOYOTA MOTOR CORPORATION (JAPAN)	Ambulances	51,757.92
Japan	TOYOTA MOTOR CORPORATION (JAPAN)	Ambulances	45,847.47
Japan	TOYOTA MOTOR CORPORATION (JAPAN)	Ambulances	43,146.66
Japan	TOYOTA MOTOR CORPORATION (JAPAN)	Ambulances	35,850.94
Japan	TOYOTA MOTOR CORPORATION (JAPAN)	Ambulances	32,395.29
Japan	TOYOTA MOTOR CORPORATION (JAPAN)	Buses	484,276.99
Japan	TOYOTA MOTOR CORPORATION (JAPAN)	Buses	160,559.79
Japan	TOYOTA MOTOR CORPORATION (JAPAN)	Buses	103,664.92
Japan	TOYOTA MOTOR CORPORATION (JAPAN)	Buses	56,334.12
Japan	TOYOTA MOTOR CORPORATION (JAPAN)	Buses	51,976.44
Japan	TOYOTA MOTOR CORPORATION (JAPAN)	Buses	51,424.08
Japan	TOYOTA MOTOR CORPORATION (JAPAN)	Buses	50,566.88
Japan	TOYOTA MOTOR CORPORATION (JAPAN)	Buses	49,720.88
Japan	TOYOTA MOTOR CORPORATION (JAPAN)	Buses	48,492.99
Japan	TOYOTA MOTOR CORPORATION (JAPAN)	Limousines	220,681.77
Japan	TOYOTA MOTOR CORPORATION (JAPAN)	Limousines	155,280.49
Japan	TOYOTA MOTOR CORPORATION (JAPAN)	Limousines	40,183.04
Japan	TOYOTA MOTOR CORPORATION (JAPAN)	Limousines	36,185.48
Japan	TOYOTA MOTOR CORPORATION (JAPAN)	Pick-up trucks	626,855.52
Japan	TOYOTA MOTOR CORPORATION (JAPAN)	Pick-up trucks	370,298.19
Japan	TOYOTA MOTOR CORPORATION (JAPAN)	Pick-up trucks	353,402.42
Japan	TOYOTA MOTOR CORPORATION (JAPAN)	Pick-up trucks	319,750.66
Japan	TOYOTA MOTOR CORPORATION (JAPAN)	Pick-up trucks	313,996.79
Japan	TOYOTA MOTOR CORPORATION (JAPAN)	Pick-up trucks	312,926.22
Japan	TOYOTA MOTOR CORPORATION (JAPAN)	Pick-up trucks	310,867.54
Japan	TOYOTA MOTOR CORPORATION (JAPAN)	Pick-up trucks	306,332.51
Japan	TOYOTA MOTOR CORPORATION (JAPAN)	Pick-up trucks	304,724.81
Japan	TOYOTA MOTOR CORPORATION (JAPAN)	Pick-up trucks	297,343.57
Japan	TOYOTA MOTOR CORPORATION (JAPAN)	Pick-up trucks	159,545.53
Japan	TOYOTA MOTOR CORPORATION (JAPAN)	Pick-up trucks	126,685.55
Japan	TOYOTA MOTOR CORPORATION (JAPAN)	Pick-up trucks	87,411.79
Japan	TOYOTA MOTOR CORPORATION (JAPAN)	Pick-up trucks	61,640.10
Japan	TOYOTA MOTOR CORPORATION (JAPAN)	Pick-up trucks	44,966.44
Japan	TOYOTA MOTOR CORPORATION (JAPAN)	Pick-up trucks	38,204.00
Japan	TOYOTA MOTOR CORPORATION (JAPAN)	Pick-up trucks	33,962.39
Japan	TOYOTA MOTOR CORPORATION (JAPAN)	Pick-up trucks	33,962.39
Japan	TOYOTA MOTOR CORPORATION (JAPAN)	Pick-up trucks	31,145.32
Japan	TOYOTA MOTOR CORPORATION (JAPAN)	Station wagons	788,609.42
Japan	TOYOTA MOTOR CORPORATION (JAPAN)	Station wagons	497,771.49
Japan	TOYOTA MOTOR CORPORATION (JAPAN)	Station wagons	382,033.71
Japan	TOYOTA MOTOR CORPORATION (JAPAN)	Station wagons	363,789.26
Japan	TOYOTA MOTOR CORPORATION (JAPAN)	Station wagons	254,216.80
Japan	TOYOTA MOTOR CORPORATION (JAPAN)	Station wagons	222,834.59
Japan	TOYOTA MOTOR CORPORATION (JAPAN)	Station wagons	210,987.47
Japan	TOYOTA MOTOR CORPORATION (JAPAN)	Station wagons	199,815.88
Japan	TOYOTA MOTOR CORPORATION (JAPAN)	Station wagons	150,740.60
Japan	TOYOTA MOTOR CORPORATION (JAPAN)	Station wagons	140,692.41
Japan	TOYOTA MOTOR CORPORATION (JAPAN)	Station wagons	131,179.32
Japan	TOYOTA MOTOR CORPORATION (JAPAN)	Station wagons	129,683.25
Japan	TOYOTA MOTOR CORPORATION (JAPAN)	Station wagons	123,673.71
Japan	TOYOTA MOTOR CORPORATION (JAPAN)	Station wagons	105,533.53
Japan	TOYOTA MOTOR CORPORATION (JAPAN)	Station wagons	100,727.53
Japan	TOYOTA MOTOR CORPORATION (JAPAN)	Station wagons	99,636.87
Japan	TOYOTA MOTOR CORPORATION (JAPAN)	Station wagons	98,850.79
Japan	TOYOTA MOTOR CORPORATION (JAPAN)	Station wagons	94,195.52
Japan	TOYOTA MOTOR CORPORATION (JAPAN)	Station wagons	87,271.07
Japan	TOYOTA MOTOR CORPORATION (JAPAN)	Station wagons	86,998.61
Japan	TOYOTA MOTOR CORPORATION (JAPAN)	Station wagons	86,899.37
Japan	TOYOTA MOTOR CORPORATION (JAPAN)	Station wagons	86,221.38
Japan	TOYOTA MOTOR CORPORATION (JAPAN)	Station wagons	85,524.84
Japan	TOYOTA MOTOR CORPORATION (JAPAN)	Station wagons	78,836.99
Japan	TOYOTA MOTOR CORPORATION (JAPAN)	Station wagons	73,172.80
Japan	TOYOTA MOTOR CORPORATION (JAPAN)	Station wagons	72,990.99
Japan	TOYOTA MOTOR CORPORATION (JAPAN)	Station wagons	71,186.48
Japan	TOYOTA MOTOR CORPORATION (JAPAN)	Station wagons	65,347.04
Japan	TOYOTA MOTOR CORPORATION (JAPAN)	Station wagons	65,176.68
Japan	TOYOTA MOTOR CORPORATION (JAPAN)	Station wagons	61,818.18
Japan	TOYOTA MOTOR CORPORATION (JAPAN)	Station wagons	61,550.88
Japan	TOYOTA MOTOR CORPORATION (JAPAN)	Station wagons	61,200.90
Japan	TOYOTA MOTOR CORPORATION (JAPAN)	Station wagons	58,189.38
Japan	TOYOTA MOTOR CORPORATION (JAPAN)	Station wagons	57,312.99
Japan	TOYOTA MOTOR CORPORATION (JAPAN)	Station wagons	54,942.35
Japan	TOYOTA MOTOR CORPORATION (JAPAN)	Station wagons	53,050.21
Japan	TOYOTA MOTOR CORPORATION (JAPAN)	Station wagons	51,278.92
Japan	TOYOTA MOTOR CORPORATION (JAPAN)	Station wagons	50,926.74
Japan	TOYOTA MOTOR CORPORATION (JAPAN)	Station wagons	50,666.23
Japan	TOYOTA MOTOR CORPORATION (JAPAN)	Station wagons	50,527.94
Japan	TOYOTA MOTOR CORPORATION (JAPAN)	Station wagons	49,653.50
Japan	TOYOTA MOTOR CORPORATION (JAPAN)	Station wagons	49,486.91
Japan	TOYOTA MOTOR CORPORATION (JAPAN)	Station wagons	49,290.58
Japan	TOYOTA MOTOR CORPORATION (JAPAN)	Station wagons	49,290.58
Japan	TOYOTA MOTOR CORPORATION (JAPAN)	Station wagons	49,290.58
Japan	TOYOTA MOTOR CORPORATION (JAPAN)	Station wagons	49,290.58
Japan	TOYOTA MOTOR CORPORATION (JAPAN)	Station wagons	49,290.58
Japan	TOYOTA MOTOR CORPORATION (JAPAN)	Station wagons	49,290.58
Japan	TOYOTA MOTOR CORPORATION (JAPAN)	Station wagons	48,913.88
Japan	TOYOTA MOTOR CORPORATION (JAPAN)	Station wagons	47,988.66
Japan	TOYOTA MOTOR CORPORATION (JAPAN)	Station wagons	47,662.88
Japan	TOYOTA MOTOR CORPORATION (JAPAN)	Station wagons	47,620.68
Japan	TOYOTA MOTOR CORPORATION (JAPAN)	Station wagons	47,116.74
Japan	TOYOTA MOTOR CORPORATION (JAPAN)	Station wagons	47,055.62
Japan	TOYOTA MOTOR CORPORATION (JAPAN)	Station wagons	46,962.83
Japan	TOYOTA MOTOR CORPORATION (JAPAN)	Station wagons	46,278.00
Japan	TOYOTA MOTOR CORPORATION (JAPAN)	Station wagons	45,934.10

## Major purchase orders by UN organization

AGENCY			PO Value
Location of Supplier	Name of Supplier	Description of Goods	USD
UNOPS continued			
Japan	TOYOTA MOTOR CORPORATION (JAPAN)	Station wagons	45,934.10
Japan	TOYOTA MOTOR CORPORATION (JAPAN)	Station wagons	45,929.37
Japan	TOYOTA MOTOR CORPORATION (JAPAN)	Station wagons	45,810.54
Japan	TOYOTA MOTOR CORPORATION (JAPAN)	Station wagons	43,846.93
Japan	TOYOTA MOTOR CORPORATION (JAPAN)	Station wagons	43,372.78
Japan	TOYOTA MOTOR CORPORATION (JAPAN)	Station wagons	43,084.81
Japan	TOYOTA MOTOR CORPORATION (JAPAN)	Station wagons	42,764.79
Japan	TOYOTA MOTOR CORPORATION (JAPAN)	Station wagons	41,803.83
Japan	TOYOTA MOTOR CORPORATION (JAPAN)	Station wagons	41,559.90
Japan	TOYOTA MOTOR CORPORATION (JAPAN)	Station wagons	41,203.08
Japan	TOYOTA MOTOR CORPORATION (JAPAN)	Station wagons	40,922.34
Japan	TOYOTA MOTOR CORPORATION (JAPAN)	Station wagons	39,931.94
Japan	TOYOTA MOTOR CORPORATION (JAPAN)	Station wagons	39,722.51
Japan	TOYOTA MOTOR CORPORATION (JAPAN)	Station wagons	38,569.37
Japan	TOYOTA MOTOR CORPORATION (JAPAN)	Station wagons	38,501.00
Japan	TOYOTA MOTOR CORPORATION (JAPAN)	Station wagons	38,390.23
Japan	TOYOTA MOTOR CORPORATION (JAPAN)	Station wagons	37,962.17
Japan	TOYOTA MOTOR CORPORATION (JAPAN)	Station wagons	37,623.12
Japan	TOYOTA MOTOR CORPORATION (JAPAN)	Station wagons	36,756.62
Japan	TOYOTA MOTOR CORPORATION (JAPAN)	Station wagons	36,374.08
Japan	TOYOTA MOTOR CORPORATION (JAPAN)	Station wagons	36,291.77
Japan	TOYOTA MOTOR CORPORATION (JAPAN)	Station wagons	36,051.47
Japan	TOYOTA MOTOR CORPORATION (JAPAN)	Station wagons	36,005.24
Japan	TOYOTA MOTOR CORPORATION (JAPAN)	Station wagons	35,028.50
Japan	TOYOTA MOTOR CORPORATION (JAPAN)	Station wagons	35,028.50
Japan	TOYOTA MOTOR CORPORATION (JAPAN)	Station wagons	34,874.04
Japan	TOYOTA MOTOR CORPORATION (JAPAN)	Station wagons	34,686.10
Japan	TOYOTA MOTOR CORPORATION (JAPAN)	Station wagons	34,618.35
Japan	TOYOTA MOTOR CORPORATION (JAPAN)	Station wagons	34,293.28
Japan	TOYOTA MOTOR CORPORATION (JAPAN)	Station wagons	34,268.17
Japan	TOYOTA MOTOR CORPORATION (JAPAN)	Station wagons	34,241.34
Japan	TOYOTA MOTOR CORPORATION (JAPAN)	Station wagons	34,200.47
Japan	TOYOTA MOTOR CORPORATION (JAPAN)	Station wagons	34,078.76
Japan	TOYOTA MOTOR CORPORATION (JAPAN)	Station wagons	34,053.66
Japan	TOYOTA MOTOR CORPORATION (JAPAN)	Station wagons	33,978.64
Japan	TOYOTA MOTOR CORPORATION (JAPAN)	Station wagons	33,931.24
Japan	TOYOTA MOTOR CORPORATION (JAPAN)	Station wagons	33,910.13
Japan	TOYOTA MOTOR CORPORATION (JAPAN)	Station wagons	33,828.53
Japan	TOYOTA MOTOR CORPORATION (JAPAN)	Station wagons	33,687.62
Japan	TOYOTA MOTOR CORPORATION (JAPAN)	Station wagons	33,611.26
Japan	TOYOTA MOTOR CORPORATION (JAPAN)	Station wagons	33,611.26
Japan	TOYOTA MOTOR CORPORATION (JAPAN)	Station wagons	33,609.35
Japan	TOYOTA MOTOR CORPORATION (JAPAN)	Station wagons	33,045.74
Japan	TOYOTA MOTOR CORPORATION (JAPAN)	Station wagons	32,999.63
Japan	TOYOTA MOTOR CORPORATION (JAPAN)	Station wagons	32,947.64
Japan	TOYOTA MOTOR CORPORATION (JAPAN)	Station wagons	32,784.62
Japan	TOYOTA MOTOR CORPORATION (JAPAN)	Station wagons	32,659.03
Japan	TOYOTA MOTOR CORPORATION (JAPAN)	Station wagons	32,570.69
Japan	TOYOTA MOTOR CORPORATION (JAPAN)	Station wagons	32,500.00
Japan	TOYOTA MOTOR CORPORATION (JAPAN)	Station wagons	32,412.26
Japan	TOYOTA MOTOR CORPORATION (JAPAN)	Station wagons	32,404.45
Japan	TOYOTA MOTOR CORPORATION (JAPAN)	Station wagons	32,188.95
Japan	TOYOTA MOTOR CORPORATION (JAPAN)	Station wagons	32,141.67
Japan	TOYOTA MOTOR CORPORATION (JAPAN)	Station wagons	32,119.54
Japan	TOYOTA MOTOR CORPORATION (JAPAN)	Station wagons	32,081.60
Japan	TOYOTA MOTOR CORPORATION (JAPAN)	Station wagons	32,007.32
Japan	TOYOTA MOTOR CORPORATION (JAPAN)	Station wagons	31,916.53
Japan	TOYOTA MOTOR CORPORATION (JAPAN)	Station wagons	31,873.16
Japan	TOYOTA MOTOR CORPORATION (JAPAN)	Station wagons	31,748.07
Japan	TOYOTA MOTOR CORPORATION (JAPAN)	Station wagons	31,607.41
Japan	TOYOTA MOTOR CORPORATION (JAPAN)	Station wagons	31,479.53
Japan	TOYOTA MOTOR CORPORATION (JAPAN)	Station wagons	31,463.84
Japan	TOYOTA MOTOR CORPORATION (JAPAN)	Station wagons	31,329.75
Japan	TOYOTA MOTOR CORPORATION (JAPAN)	Station wagons	31,296.37
Japan	TOYOTA MOTOR CORPORATION (JAPAN)	Station wagons	31,270.75
Japan	TOYOTA MOTOR CORPORATION (JAPAN)	Station wagons	31,210.49
Japan	TOYOTA MOTOR CORPORATION (JAPAN)	Station wagons	31,179.78
Japan	TOYOTA MOTOR CORPORATION (JAPAN)	Station wagons	31,130.05
Japan	TOYOTA MOTOR CORPORATION (JAPAN)	Station wagons	31,116.40
Japan	TOYOTA MOTOR CORPORATION (JAPAN)	Station wagons	31,116.40
Japan	TOYOTA MOTOR CORPORATION (JAPAN)	Station wagons	31,055.37
Japan	TOYOTA MOTOR CORPORATION (JAPAN)	Station wagons	31,016.00
Japan	TOYOTA MOTOR CORPORATION (JAPAN)	Station wagons	30,960.79
Japan	TOYOTA MOTOR CORPORATION (JAPAN)	Station wagons	30,888.34
Japan	TOYOTA MOTOR CORPORATION (JAPAN)	Station wagons	30,888.34
Japan	TOYOTA MOTOR CORPORATION (JAPAN)	Station wagons	30,811.79
Japan	TOYOTA MOTOR CORPORATION (JAPAN)	Station wagons	30,658.00
Japan	TOYOTA MOTOR CORPORATION (JAPAN)	Station wagons	30,575.96
Japan	TOYOTA MOTOR CORPORATION (JAPAN)	Station wagons	30,555.28
Japan	TOYOTA MOTOR CORPORATION (JAPAN)	Station wagons	30,555.28
Japan	TOYOTA MOTOR CORPORATION (JAPAN)	Station wagons	30,517.31
Japan	TOYOTA MOTOR CORPORATION (JAPAN)	Station wagons	30,343.35
Japan	TOYOTA MOTOR CORPORATION (JAPAN)	Station wagons	30,147.35
Jordan	Al aseal Press	Envelopes Elections	34,253.08
Jordan	Al Munshed Trade Company	Diesel fuel	184,800.00
Jordan	Al Sami General Trade Company	Mattresses or sleep sets	48,705.00
Jordan	Al-sausana For Scientific and Stationer	Other Elections Materials	165,244.36
Jordan	Bashiti Hardware	Vests (election)	94,784.61
Jordan	Fawzi Saied Matar Shkukani	Vests (election)	140,677.97
Jordan	Hisham F. Salameh & Partners Company	Other Elections Materials	128,216.10
Jordan	Ibrahim Jilani Sons Company	Other Elections Materials	69,750.00
Jordan	Information Technolog Planet - ITP	Televisions	33,333.33
Jordan	Modern Scientific & Electronics Company	Photocopiers	75,820.00
Jordan	Motor Vehicle Trading Co. Ltd	Automobiles or cars	1,118,644.50
Jordan	Motor Vehicle Trading Co. Ltd	Cargo trucks	1,521,118.00
Jordan	Motor Vehicle Trading Co. Ltd	Tank trucks	900,000.00
Jordan	PROTECH COMPANY	Agricultural machinery & eq	106,643.00
Jordan	S.E.T.I Jordan Ltd.	Diesel generators	107,880.00
Jordan	T.Gargour & Fils Co.	Cargo trucks	463,200.00
Kenya	ASL LTD	Construction Material (OP)	81,724.77
Kenya	BENHAM INTERNATIONAL LTD	Domestic kitchen appliances	40,748.51
Kenya	CHANGES CAPITAL LIMITED	Roofing Material	45,711.63
Kenya	COMPUTECH LIMITED	Software (license)	34,363.00
Kenya	DAHABSHILL MONEY TRANSFER AGENCY.	Diesel fuel	36,324.75
Kenya	DAHABSHILL MONEY TRANSFER AGENCY.	Diesel fuel	33,907.17
Kenya	DAHABSHILL MONEY TRANSFER AGENCY.	Diesel fuel	30,827.20
Kenya	DAHABSHILL MONEY TRANSFER AGENCY.	Diesel generators	31,899.00
Kenya	DAHABSHILL MONEY TRANSFER AGENCY.	Gravel	45,482.25
Kenya	DAHABSHILL MONEY TRANSFER AGENCY.	Gravel	36,294.20
Kenya	Eurochamp LTD	Prefabricated Building	269,010.00
Kenya	Eurochamp LTD	Prefabricated Container uni	39,300.00
Kenya	EZENTUS FZE CO. LTD	Diesel generators	56,455.00
Kenya	FARM ENGINEERING INDUSTRIES LIMITED	Agricultural tractors	337,290.80

## Major purchase orders by UN organization

AGENCY			PO Value
Location of Supplier	Name of Supplier	Description of Goods	USD
<b>UNOPS continued</b>			
Kenya	FURNITURE ELEGANCE LTD	Storage cabinets	34,690.00
Kenya	Goldrock international Ent Co. (K) Ltd.	Diesel generators	80,500.00
Kenya	HARDWARE AND PAINTS LTD	Barricades	49,950.00
Kenya	HIGHBEAM & MAPA GROUP OF CO. LTD	Public structures	206,000.00
Kenya	Highbeam Group LTD	Public structures	206,000.00
Kenya	KANO FOR TRADING & INVESTMENT	Hydraulic machinery	354,176.00
Kenya	NAIROBI SPORTS HOUSE LTD	Furniture set	47,816.52
Kenya	NAVCOM LTD	Radio, Wireless Security Co	98,920.00
Kenya	Oris Office Supplies	Stationery	32,788.27
Kenya	Pur Contractors Limited	Other construc. material	37,437.38
Kenya	Pur Contractors Limited	Tables	32,445.00
Kenya	Ravenzo Trading	Desktop computers	45,632.20
Kenya	ROSEWOOD FURNITURE MANUFACTURERS LTD	Desks	66,378.00
Kenya	SIGHT AND SOUND LTD	Videoconferencing systems	31,330.00
Kenya	TRIPLE "E" AGENCIES LIMITED	Air Conditioning	48,346.56
Kenya	UNITED NATIONS SUPPORT OFFICE FOR AMISOM	Diesel fuel	75,849.92
Kenya	UNITED NATIONS SUPPORT OFFICE FOR AMISOM	Diesel fuel	51,415.83
Kenya	UNITY RESOURCES GROUP LIMITED	All terrain vehicles	78,282.80
Kenya	UNITY RESOURCES GROUP LIMITED	Prefabricated Container uni	42,135.28
Kosovo	Bis Oil Team	Diesel fuel	33,351.30
Kosovo	InfoSoft Office S.H.P.K.	Printer or facsimile toner	49,535.65
Kuwait	McKinley Group International Co WLL	Motorcycles	399,000.00
Kuwait	McKinley Group International Co WLL	Water sprinkling truck	141,970.00
Lebanon	INTERTECH BATINORM SAL	Other recreational equipment	66,212.00
Lebanon	Khatib & Alami Offshore	GPS receivers	32,329.00
Lebanon	KURBAN TRAVEL SERVICES	Compact disk cases etc.	40,800.00
Lesotho	Serumula Development Association	Fuel for vehicles	35,126.35
Liberia	FAWAZ Building Materials	Industrial Products	34,178.75
Liberia	H& A CORPORATION	Diesel generators	30,835.00
Liberia	IAF	Doors	39,937.00
Liberia	International Supply & Trading Co.	Diesel generators	35,000.00
Liberia	RMA Liberia Limited	Station wagons	135,200.00
Liberia	S.D.Scott Wood Workshop	Storage cabinets	35,000.00
Liberia	UNITED NATIONS MISSION IN LIBERIA	Fuel for vehicles	98,544.08
Liberia	UNITED NATIONS MISSION IN LIBERIA	Fuel for vehicles	49,029.34
Liberia	UNITED NATIONS MISSION IN LIBERIA	Fuel for vehicles	38,901.99
Liberia	West Coast Tower Const. & Comm. Service	Radio, Wireless Security Co	42,800.00
Mauritania	GARAGE MECANIQUE	Vehicles - Repair Supplies	39,000.00
Mauritius	KT Fook Chong & Co Ltd	Other construc. material	36,170.18
Mauritius	SUPPLY QUIP LIMITED	Dump trucks	454,755.10
Morocco	COMPTOIR AGRICOLE AL FADILA	Agricultural machinery & eq	50,864.62
Morocco	COMPTOIR AGRICOLE AL FADILA	Medical Equipment	39,278.92
Myanmar	Access Spectrum Computer Sales &	Notebook computers	52,900.00
Myanmar	ACE DRAGON CO., LTD.	Awareness Materials	35,171.55
Myanmar	Australasia Marketing, Trade & Technolog	Laboratory Equipment	75,034.86
Myanmar	Australasia Marketing, Trade & Technolog	Medical Equipment	55,440.00
Myanmar	Aveyanwaddy Rice Paddy & Other Crops	Cereal and pulse products	34,741.11
Myanmar	Concordia International Co.,Ltd	Laboratory Equipment	174,107.55
Myanmar	Europ Continents Myanmar	Laboratory Equipment	54,718.00
Myanmar	Global Service Interlink Co. Ltd	Laboratory Equipment	30,153.92
Myanmar	Mascots Medical, Scientific & Industrial	Laboratory Equipment	152,849.50
Myanmar	MULTI VORTEX TRADING CO., LTD.	Laboratory Equipment	60,105.45
Myanmar	MULTI VORTEX TRADING CO., LTD.	Medical Kits	43,736.91
Myanmar	Myanmar American Vision Co. Ltd.	Laboratory Equipment	90,338.77
Myanmar	SPA Motorcycle Ltd.	Motorcycles	273,847.27
Netherlands	Cedi Europe B.V.	Laboratory Equipment	378,894.99
Netherlands	Dalsup B.V.	Laboratory Equipment	94,340.92
Netherlands	Dutch Health	Freight containers	35,382.69
Netherlands	IDA Foundation	Anti infective drugs	209,791.82
Netherlands	IDA Foundation	Anti Malarials	71,707.80
Netherlands	IDA Foundation	Anti Tuberculosis drugs 2 s	1,153,119.97
Netherlands	IDA Foundation	Drugs & Pharmaceuticals	138,594.63
Netherlands	IDA Foundation	Drugs & Pharmaceuticals	54,170.71
Netherlands	IMRES BV	Anti Malarials	95,669.00
Netherlands	IMRES BV	Drugs & Pharmaceuticals	61,341.20
Netherlands	IMRES BV	Drugs & Pharmaceuticals	49,072.14
Netherlands	IMRES BV	Drugs & Pharmaceuticals	48,344.67
Netherlands	IMRES BV	Drugs & Pharmaceuticals	43,419.75
Netherlands	IMRES BV	Drugs & Pharmaceuticals	30,327.30
Netherlands	Nissan Trading Europe Ltd	Station wagons	30,921.36
New Zealand	BIOMED LTD	Drugs & Pharmaceuticals	186,144.00
Nicaragua	Casa Mc Gregor S.A.	Heavy construction machiner	46,315.00
Nicaragua	Casa Mc Gregor S.A.	Hydraulic machinery	46,315.00
Nicaragua	Grupo Q Nicaragua, S.A.	Automobiles or cars	50,000.00
Nicaragua	INDENICSA	Freight containers	57,877.72
Nicaragua	INDENICSA	Tanks and cylinders	58,573.52
Nicaragua	Vehiculos de Oriente S.A.	Motorcycles	78,260.90
Nigeria	Elizade Nig. Ltd	Station wagons	618,487.93
Nigeria	ERHIES TECHNOLOGY	PBX equipment	33,545.11
Nigeria	Masanete Projects Limited	Floor Material	35,200.00
Nigeria	MEGA-GLAZE ENTERPRISES	Doors	40,073.85
Nigeria	Michael Okaredje Limited	Motorcycles	134,882.20
Nigeria	TERARA MARBLE AND TILES COMPANY	Floor Material	45,218.49
Oman	SAUD BAHWAN AUTOMOTIVE LLC	Busses	412,900.00
Oman	SAUD BAHWAN AUTOMOTIVE LLC	Busses	412,900.00
Pakistan	Abdul Qayyum	Other construc. material	44,878.85
Pakistan	ALTAF HUSSAIN SHAIKH	Ceiling Material	42,027.41
Pakistan	ALTAF HUSSAIN SHAIKH	Floor Material	48,508.11
Pakistan	Care Enterprises	Other construc. material	761,683.78
Pakistan	Hilal-e-Pakistan Goods Transport Co	Sandstone	39,108.35
Pakistan	M/S Elite Engineering Works	Floor Material	561,235.85
Pakistan	Maha Enterprises	Other construc. material	32,898.46
Pakistan	Mian Saleh Jan & Sons	Engineered wood products	273,766.67
Pakistan	Muhammad Zaman Panhwar	Roofing Material	242,140.77
Pakistan	N.S & Company	Residential homes	45,842.32
Palestine (State of)	Alkhzawi Company	Washing machines	43,842.61
Palestine (State of)	BADAWI INFORMATION SYSTEMS	Computer printers	41,615.00
Palestine (State of)	BCI for Communication & Advanced Technol	Projectors	86,714.80
Palestine (State of)	BCI for Communication & Advanced Technol	Radio, Wireless Security Co	37,000.00
Palestine (State of)	BCI for Communication & Advanced Technol	Radio, Wireless Security Co	33,418.50
Palestine (State of)	BCI for Communication & Advanced Technol	Storage chests and cabinets	31,500.00
Palestine (State of)	Board 2000 Company	Prefabricated Cabins	182,526.88
Palestine (State of)	Computer Media Center Ltd	Computer printers	84,420.00
Palestine (State of)	Computer Media Center Ltd	Computer servers	194,376.00
Palestine (State of)	Computer Media Center Ltd	Computer servers	35,467.00
Palestine (State of)	Computer Media Center Ltd	Desktop computers	37,999.75
Palestine (State of)	Computer Media Center Ltd	Software (license)	66,275.00
Palestine (State of)	Excellent Systems	Electrical management devi	40,062.49
Palestine (State of)	Lamasat General Trading Company	Cookware and kitchen tools	68,631.84
Palestine (State of)	MAAYEH MFG COMPANY	Desks	40,893.02
Palestine (State of)	Marathon for Telecom and Contacting	Software (license)	35,568.00
Palestine (State of)	NIEROUKH SCALES & METALLIC FURNITURE CO.	Filing cabinets	54,340.00
Palestine (State of)	ORASTEL OFFICE FURNITURE	Tables	66,975.21



## Major purchase orders by UN organization

AGENCY			PO Value
Location of Supplier	Name of Supplier	Description of Goods	USD
UNOPS continued			
Palestine (State of)	Super Security Service	Bullet proof vests	31,375.33
Palestine (State of)	UNITED MOTOR TRADE CO. LTD	Automobiles or cars	330,925.00
Paraguay	AUTOMOTOR S.A.	Ambulances	2,277,906.98
Paraguay	BIOTENG S.A.	Drugs & Pharmaceuticals	175,873.73
Paraguay	BIOTENG S.A.	Drugs & Pharmaceuticals	35,334.08
Paraguay	CHACO INTERNACIONAL S.A.	Medical Kits	331,325.03
Paraguay	CHACO INTERNACIONAL S.A.	Medical Kits	330,950.22
Paraguay	GENEMED S.A.	Drugs & Pharmaceuticals	222,773.39
Paraguay	GENEMED S.A.	Drugs & Pharmaceuticals	44,756.51
Paraguay	IMPORTEX S.A.	Drugs & Pharmaceuticals	403,427.28
Paraguay	IMPORTEX S.A.	Drugs & Pharmaceuticals	81,050.96
Paraguay	IMPORTEX S.A.	Drugs & Pharmaceuticals	80,959.28
Paraguay	INDEX S.A.C.I.	Drugs & Pharmaceuticals	487,084.93
Paraguay	INDEX S.A.C.I.	Drugs & Pharmaceuticals	96,644.71
Paraguay	INDEX S.A.C.I.	Drugs & Pharmaceuticals	96,535.38
Paraguay	MATHER COMPANY S.R.L.	Drugs & Pharmaceuticals	105,975.20
Paraguay	MEDICINE S.A.	Drugs & Pharmaceuticals	42,841.04
Paraguay	MEGA SERVICE S.R.L.	Medical Equipment	388,943.72
Paraguay	PROSALUD FARMA S.A.	Arterial line catheters	298,844.84
Paraguay	PROSALUD FARMA S.A.	Arterial line catheters	298,506.79
Paraguay	PROSALUD FARMA S.A.	Drugs & Pharmaceuticals	138,500.56
Paraguay	Rieder & Cia S.A.C.I.	Ambulances	4,186,200.00
Paraguay	Silvestri Muebles S.R.L.	Medical Equipment	202,773.12
Paraguay	V y V S.A.	Drugs & Pharmaceuticals	58,196.17
Paraguay	Ventas Paraguayas S.A.	Drugs & Pharmaceuticals	38,331.45
Paraguay	Ventas Paraguayas S.A.	Medical Equipment	216,038.06
Paraguay	Ventas Paraguayas S.A.	Medical Equipment	107,896.83
Peru	A. TARRILLO BARBA S.A.	Medical Equipment	161,304.50
Peru	A. TARRILLO BARBA S.A.	Medical Equipment	55,750.80
Peru	A.JAIME ROJAS REPRESENTACIONES GRLES SA	Medical Equipment	315,387.93
Peru	A.JAIME ROJAS REPRESENTACIONES GRLES SA	Medical Equipment	150,017.74
Peru	A.JAIME ROJAS REPRESENTACIONES GRLES SA	Medical Equipment	104,868.55
Peru	A.JAIME ROJAS REPRESENTACIONES GRLES SA	Medical Equipment	82,423.85
Peru	A.JAIME ROJAS REPRESENTACIONES GRLES SA	Medical Equipment	60,824.40
Peru	A.JAIME ROJAS REPRESENTACIONES GRLES SA	Medical Equipment	58,416.19
Peru	AGRORURAL	Fertilizers & plant nutrien	77,003.70
Peru	AGROSERVICIOS AMAZONICOS E.I.R.L.	Fertilizers & plant nutrien	30,361.19
Peru	AHSECO PERU S.A.	Medical Equipment	971,239.61
Peru	AHSECO PERU S.A.	Medical Equipment	450,364.52
Peru	AHSECO PERU S.A.	Medical Equipment	416,431.29
Peru	AHSECO PERU S.A.	Medical Equipment	145,991.61
Peru	AHSECO PERU S.A.	Medical Equipment	140,463.72
Peru	ALBUJAR MEDICA S.A.C.	Medical Equipment	65,787.48
Peru	ALCON PHARMACEUTICAL DEL PERU S.A.	Medical Equipment	1,050,259.55
Peru	Asoc. Temp. Itaray SRL -El Tumi Peru SRL	Medical Equipment	339,000.01
Peru	B. BRAUN MEDICAL PERU S.A	Medical Equipment	477,895.43
Peru	BERTONATI TECHNOLOGIES S.A.	Medical Equipment	470,578.00
Peru	BIOMEDICAL DISTRIBUTORS S.A.C.	Medical Equipment	55,378.01
Peru	C & E LABDEALERS S.A.	Medical Equipment	314,139.00
Peru	CADDIN S.A.C.	Bullet proof vests	198,790.00
Peru	CARGUERO CESAR S.R.L.	Fertilizers & plant nutrien	31,007.58
Peru	CARIMEX PERU S.A.C.	Medical Equipment	50,240.30
Peru	CARIMEX PERU S.A.C.	Tents	96,125.02
Peru	CIA. IND DE MATERIAL ELECTROMECANICO SRL	Medical Equipment	135,229.02
Peru	CIA. IND DE MATERIAL ELECTROMECANICO SRL	Medical Equipment	86,234.77
Peru	COMMIT SAC	Furniture set	45,553.95
Peru	CONS.SPECTRUM ING.SAC - ESTERILIZA S.A.	Medical Equipment	220,000.00
Peru	CONS.SPECTRUM ING.SAC - ESTERILIZA S.A.	Medical Equipment	171,307.26
Peru	CONS.SURGICAL MEDICAL SRL-TUMIMED SAC	Medical Equipment	1,032,311.54
Peru	CONS.VARIAN MEDICAL SYST BRASIL LTDA.CYE	Medical Equipment	1,542,817.44
Peru	CONSORCIO CYMED MEDICAL SAC-SOJITZ CORP.	Medical Equipment	52,626.09
Peru	CONSORCIO GEIP/CYE MEDICA S.A.	Medical Equipment	1,368,000.00
Peru	CONSORCIO GEIP/CYE MEDICA S.A.	Medical Equipment	630,153.94
Peru	CONSORCIO JP REHAB S.R.L. Y PHYMED S.R.L	Medical Equipment	201,647.45
Peru	CONSORCIO JP REHAB S.R.L. Y PHYMED S.R.L	Medical Equipment	88,449.67
Peru	CONSORCIO JP REHAB S.R.L. Y PHYMED S.R.L	Medical Equipment	72,031.01
Peru	CONSORCIO NETKROM TECHN - AIR TELECOM	Furniture set	1,394,092.44
Peru	CONSORCIO SURGICAL MEDICAL SRL-TEKNO	Medical Equipment	77,816.57
Peru	CORPORACIÓN MISTI S.A.	Fertilizers & plant nutrien	87,382.50
Peru	COSAPI DATA S.A.	Medical Equipment	270,610.36
Peru	CYMED MEDICAL S.A.C.	Medical Equipment	850,755.86
Peru	CYMED MEDICAL S.A.C.	Medical Equipment	734,864.72
Peru	CYMED MEDICAL S.A.C.	Medical Equipment	344,451.59
Peru	CYMED MEDICAL S.A.C.	Medical Equipment	90,945.67
Peru	CYMED MEDICAL S.A.C.	Medical Equipment	73,327.56
Peru	CYMED MEDICAL S.A.C.	Medical Equipment	39,977.34
Peru	DENT IMPORT S.A.	Medical Equipment	54,565.69
Peru	DIVCOM S.A.C.	Medical Equipment	33,150.39
Peru	E E S.R.LTDA	Medical Equipment	32,000.00
Peru	E-BUSINESS DISTRIBUTION PERU S.A.	Industrial machine tools	39,877.02
Peru	ECO AG S.A.C.	Fertilizers & plant nutrien	47,871.75
Peru	EL TUMI PERU S.R.L.	Medical Equipment	244,854.40
Peru	EL TUMI PERU S.R.L.	Medical Equipment	190,828.08
Peru	EL TUMI PERU S.R.L.	Medical Equipment	139,475.80
Peru	EL TUMI PERU S.R.L.	Medical Equipment	57,856.12
Peru	EL TUMI PERU S.R.L.	Medical Equipment	39,200.00
Peru	ELECTROMEDICA PERUANA S.A.	Medical Equipment	706,101.07
Peru	ELECTROMEDICA PERUANA S.A.	Medical Equipment	472,182.90
Peru	ELECTROMEDICA PERUANA S.A.	Medical Equipment	229,038.00
Peru	ELECTROMEDICA PERUANA S.A.	Medical Equipment	138,067.49
Peru	ELECTROMEDICA PERUANA S.A.	Medical Equipment	90,433.43
Peru	ELECTROMEDICA PERUANA S.A.	Medical Equipment	61,360.00
Peru	ELECTROMEDICA PERUANA S.A.	Medical Equipment	35,702.20
Peru	ELECTROMEDICA PERUANA S.A.	Medical Equipment	34,102.00
Peru	ELECTRONICA INDUSTRIAL Y SERVICIOS SAC	Furniture set	152,126.78
Peru	EMPRESA NAC. DE MOBILIARIOS MEDICOS SAC.	Medical Equipment	70,518.25
Peru	FABRICACIONES INDUSTRIALES METALIC S.A.C	Medical Equipment	371,133.82
Peru	FERREYROS S.A.A.	Police vehicles	44,000.00
Peru	FRESENIUS MEDICAL CARE DEL PERU S.A.	Medical Equipment	59,756.48
Peru	GAVILON PERU S.R.L.	Fertilizers & plant nutrien	122,956.00
Peru	GRUPO DELTRON S.A.	Medical Equipment	90,783.30
Peru	GRUPO PANA S.A.	Motorcycles	42,495.00
Peru	GRUPO TECNOLOGICO DEL PERU SA	Medical Equipment	1,940,695.20
Peru	GRUPO TECNOLOGICO DEL PERU SA	Medical Equipment	1,009,487.84
Peru	GRUPO TECNOLOGICO DEL PERU SA	Medical Equipment	290,225.54
Peru	GRUPO TECNOLOGICO DEL PERU SA	Medical Equipment	131,620.61
Peru	GRUPO TECNOLOGICO DEL PERU SA	Medical Equipment	128,938.08
Peru	GRUPO TECNOLOGIES S.A.	Medical Equipment	498,820.16
Peru	HOSPICARE S.A.C.	Medical Equipment	50,150.00
Peru	IBERO PERU S.A.C.	Medical Equipment	187,436.81
Peru	IBERO PERU S.A.C.	Medical Equipment	107,695.77
Peru	INTEGRACIONES ELECTRICAS S.A.C.	Audio visual accessories	31,000.00
Peru	INTERNATIONAL DIAGNOSTIC IMAGING S.A.C.	Medical Equipment	112,828.70

## Major purchase orders by UN organization

AGENCY			PO Value
Location of Supplier	Name of Supplier	Description of Goods	USD
<b>UNOPS continued</b>			
Peru	INTERNATIONAL DIAGNOSTIC IMAGING S.A.C.	Medical Equipment	46,667.60
Peru	INTRAMEDICA S.A.C.	Medical Equipment	542,689.90
Peru	INTRAMEDICA S.A.C.	Medical Equipment	157,476.67
Peru	INVERSIONES Y REPRESENTACIONES NUBITH EI	Fertilizers & plant nutrient	42,032.44
Peru	JOEL METAL E.I.R.L.	Medical Equipment	50,352.00
Peru	JP REHAB S.R.L.	Medical Equipment	61,165.78
Peru	JP REHAB S.R.L.	Medical Equipment	39,410.26
Peru	KOSSODO S.A.C.	Medical Equipment	132,824.34
Peru	LABORATORIOS OFTALMICOS S.A.C.	Medical Equipment	36,537.41
Peru	LEAFAR CORPORATION S.C.R.L	Medical Equipment	240,786.48
Peru	LIFETEC S.A.C	Medical Equipment	70,615.06
Peru	MADERAS TROPICALES INV. Y REPRESENTACIONES S.A.C	Medical Equipment	156,350.00
Peru	MAQUINARIAS S.A.	Police vehicles	130,000.00
Peru	MEDINET S.A.C.	Medical Equipment	299,395.34
Peru	MEDINET S.A.C.	Medical Equipment	44,908.01
Peru	METAX INDUSTRIA Y COMERCIO S.A.C.	Medical Equipment	248,110.99
Peru	METAX INDUSTRIA Y COMERCIO S.A.C.	Medical Equipment	44,159.90
Peru	METAX INDUSTRIA Y COMERCIO S.A.C.	Medical Equipment	34,514.99
Peru	MOTORES DIESEL ANDINOS S.A.	Police vehicles	30,000.00
Peru	NEGOCIAR S.A.C.	Medical Equipment	172,346.07
Peru	NIPRO MEDICAL CORPORATION SUCURSAL DEL P	Medical Equipment	284,762.68
Peru	NISSAN MAQUINARIAS S.A.	Pick-up trucks	68,208.87
Peru	NISSAN MAQUINARIAS S.A.	Police vehicles	390,000.00
Peru	NUEVOS PRODUCTOS DE ACERO INOXIDABLE S.A	Medical Equipment	129,260.85
Peru	ORPROTEC S.A.C.	Medical Equipment	92,291.34
Peru	ORPROTEC S.A.C.	Medical Equipment	34,499.47
Peru	PRODUCTOS PARAISO DEL PERU S.A.C.	Mattresses or sleep sets	34,818.87
Peru	PROVEEDORES Y SERV. V&V S.A.	Medical Equipment	105,635.02
Peru	REDSA S.A.	Domestic kitchen appliances	57,764.98
Peru	REPRODATA S.A.C	Medical Equipment	38,421.67
Peru	REPRODATA S.A.C	Medical Equipment	34,502.44
Peru	ROCA S.A.C.	Medical Equipment	259,147.15
Peru	ROCA S.A.C.	Medical Equipment	118,650.01
Peru	ROCA S.A.C.	Medical Equipment	78,635.33
Peru	ROCA S.A.C.	Medical Equipment	69,479.30
Peru	ROCA S.A.C.	Medical Equipment	43,000.00
Peru	Siemens s.a.c.	Medical Equipment	525,283.93
Peru	SPECTRUM INGENIEROS S.A.C.	Medical Equipment	48,837.60
Peru	SPECTRUM INGENIEROS S.A.C.	Medical Equipment	34,727.70
Peru	SURGICAL MEDICAL S.R.LTDA.	Medical Equipment	216,897.30
Peru	SURGICAL MEDICAL S.R.LTDA.	Medical Equipment	62,447.96
Peru	SYNTHESE PERU S.A.C.	Medical Equipment	125,074.86
Peru	SYNTHESE PERU S.A.C.	Medical Equipment	102,727.30
Peru	SYNTHESE PERU S.A.C.	Medical Equipment	83,510.69
Peru	SYNTHESE PERU S.A.C.	Medical Equipment	67,055.40
Peru	SYNTHESE PERU S.A.C.	Medical Equipment	49,190.16
Peru	TECNOLOGIA INDUSTRIAL Y NACIONAL S.A.	Medical Equipment	461,200.00
Peru	TECNOLOGIA INDUSTRIAL Y NACIONAL S.A.	Medical Equipment	289,885.09
Peru	TECNOLOGIA INDUSTRIAL Y NACIONAL S.A.	Medical Equipment	113,076.11
Peru	TECNOLOGIA INTELIGENTE S.R.L	Medical Equipment	65,343.76
Peru	TECNOMED S.A.	Medical Equipment	238,260.97
Peru	TECNOMED S.A.	Medical Equipment	82,010.00
Peru	TELEFONICA DEL PERU S.A.A.	Telephones	686,953.95
Peru	TELEFONICA DEL PERU S.A.A.	Telephones	265,209.41
Peru	THI MEDICAL S.A.C	Medical Equipment	106,554.00
Peru	VILSOFT S.A.C.	Software (license)	161,317.93
Peru	VISION S.A.	Medical Equipment	64,477.25
Peru	VISION S.A.	Medical Equipment	51,924.87
Peru	VISION S.A.	Medical Equipment	51,924.87
Peru	VISION S.A.	Medical Equipment	46,193.42
Peru	VISION S.A.	Medical Equipment	35,312.68
Peru	VISION S.A.	Medical Equipment	35,312.68
Republic of Korea	STANDARD DIAGNOSTICS INC	Rapid test kits	443,565.06
Republic of Moldova	Intermed SRL	MEDICAL AND SURGICAL EQUIPMENT, OTHER	43,926.64
Serbia	BLOK SIGNAL DOO NIS	Industrial Products	63,590.69
Serbia	VEKOM Geo d.o.o.	GPS receivers	55,701.90
South Africa	Bayer (PTY) Ltd.	Anti Malarials	643,081.92
South Africa	COCHRANE STEEL PRODUCTS (PTY) LTD	Security and control equipment	64,523.00
South Africa	Denel (PTY) Ltd	Armored Vehicles	4,708,084.35
South Africa	Denel (PTY) Ltd	Vehicle Parts & Accessories	182,349.90
South Africa	Toyota South Africa Motors (Pty) Ltd	Pick-up trucks	135,895.08
South Africa	Toyota South Africa Motors (Pty) Ltd	Pick-up trucks	115,389.51
South Africa	Toyota South Africa Motors (Pty) Ltd	Pick-up trucks	91,507.50
South Africa	Toyota South Africa Motors (Pty) Ltd	Pick-up trucks	84,514.77
South Africa	Toyota South Africa Motors (Pty) Ltd	Pick-up trucks	69,524.65
South Africa	Toyota South Africa Motors (Pty) Ltd	Pick-up trucks	50,203.00
South Africa	Toyota South Africa Motors (Pty) Ltd	Pick-up trucks	47,467.12
South Sudan	SAM INTERNATIONAL GROUP	Diesel generators	42,000.00
South Sudan	World Food Programme South Sudan	Radio, Wireless Security Co	79,421.00
Spain	RADIOTRANS.SA	Radio, Wireless Security Co	227,010.00
Spain	TECNOVE SECURITY S.L	Armored Vehicles	139,725.39
Spain	TST STAG, S.A.	Hand Tools	460,157.94
Sri Lanka	Ampara MPCs Ltd	Fuel for vehicles	35,504.60
Sri Lanka	Gateway Metals	Other construc. material	43,923.05
Sri Lanka	Jantha steels	Other construc. material	44,800.18
Sri Lanka	Jantha steels	Other construc. material	35,827.88
Sri Lanka	N.Vaitilingam & Co.,Ltd	Roofing Material	69,437.80
Sri Lanka	N.Vaitilingam & Co.,Ltd	Roofing Material	39,592.74
Sri Lanka	Tokyo Super Cement Co.Lanka (Pvt) Ltd	Cement & lime	31,194.81
Sudan	Sabintod Trading Co. Ltd.	Vehicle Parts & Accessories	41,715.28
Sudan	United Nations Mission in Sudan	Fuel for vehicles	187,377.85
Sudan	United Nations Mission in Sudan	Fuel for vehicles	173,716.76
Switzerland	GEOSIG LTD.	Network monitoring device	45,950.00
Switzerland	MINEWOLF SYSTEMS AG	Explosives control equipment	72,110.72
Switzerland	SAAB BOFORS DYNAMICS SWITZERLAND LTD	Explosives (other than propellant powders)	72,913.08
Switzerland	SAAB BOFORS DYNAMICS SWITZERLAND LTD	Explosives control equipment	91,614.91
Thailand	APL Asia Co., Ltd	Hand Tools	141,393.74
Thailand	CREATIVE OFFICE SOLUTIONS CO., LTD.	Chairs	30,744.65
Thailand	RMA AUTOMOTIVE CO LTD	Automobiles or cars	323,048.00
Thailand	RMA AUTOMOTIVE CO LTD	Automobiles or cars	246,828.00
Thailand	RMA AUTOMOTIVE CO LTD	Station wagons	52,013.00
Thailand	RMA AUTOMOTIVE CO LTD	Station wagons	40,021.00
Thailand	RMA AUTOMOTIVE CO LTD	Station wagons	35,424.00
Tunisia	BSB-SA-	Automobiles or cars	43,000.13
Uganda	Chemiphar (U) Ltd	Laboratory Equipment	168,197.35
Uganda	Chemiphar (U) Ltd	Laboratory Equipment	54,161.59
Uganda	Hi-Tech International Group Ltd	Diesel generators	149,611.60
Uganda	Hi-Tech International Group Ltd	Diesel generators	118,337.00
Uganda	Hi-Tech International Group Ltd	Diesel generators	39,481.00
Uganda	IMATONGAS COMPANY LIMITED	Diesel fuel	74,587.00
Uganda	Nina Interiors Ltd	Desks	196,972.85
Uganda	Zhonghao Overseas Const. & Eng. Co. Ltd	Water	190,000.11
Uganda	Zhonghao Overseas Const. & Eng. Co. Ltd	Water	99,840.00

## Major purchase orders by UN organization

AGENCY			PO Value
Location of Supplier	Name of Supplier	Description of Goods	USD
<b>UNOPS continued</b>			
Ukraine	Public Joint Stock Company "AvtoKRAZ"	Automobiles or cars	1,585,535.72
United Arab Emirates	ALSHIRAWI ENTERPRISES LLC	Vehicle Parts & Accessories	47,234.00
United Arab Emirates	BIN ASHOOR GENERAL TRADING COMPANY LLC	Pick-up trucks	148,536.00
United Arab Emirates	FLEMINGO INTERNATIONAL LTD	Paper products	46,171.29
United Arab Emirates	International Armored Group FZE	Armored Vehicles	288,050.00
United Arab Emirates	International Armored Group FZE	Armored Vehicles	277,350.00
United Arab Emirates	International Armored Group FZE	Armored Vehicles	140,275.00
United Arab Emirates	International Armored Group FZE	Armored Vehicles	100,895.00
United Arab Emirates	ISAT AFRICA FZC LIMITED	Satellite receivers	30,340.81
United Arab Emirates	LANDMARK RESOURCES FZCO	Busses	206,340.00
United Arab Emirates	OKI General Trading LLC	Electrical management devi	86,322.00
United Arab Emirates	OKI General Trading LLC	Printing accessories	33,143.40
United Arab Emirates	OKI General Trading LLC	Track sports equipment	34,677.00
United Arab Emirates	STREIT GROUP FZE	Armored Vehicles	265,500.00
United Arab Emirates	Truebel Marketing & Trading LLC	Desktop computers	37,852.00
United Arab Emirates	ULTIMATE ARMOUR WORKS FZC	Armored Vehicles	411,345.00
United Arab Emirates	ULTIMATE ARMOUR WORKS FZC	Armored Vehicles	374,120.00
United Arab Emirates	ULTIMATE ARMOUR WORKS FZC	Armored Vehicles	267,260.00
United Arab Emirates	ULTIMATE ARMOUR WORKS FZC	Armored Vehicles	266,500.00
United Arab Emirates	ULTIMATE ARMOUR WORKS FZC	Armored Vehicles	184,200.00
United Arab Emirates	ULTIMATE ARMOUR WORKS FZC	Armored Vehicles	144,450.00
United Arab Emirates	ULTIMATE ARMOUR WORKS FZC	Armored Vehicles	137,830.00
United Arab Emirates	ULTIMATE ARMOUR WORKS FZC	Armored Vehicles	127,980.00
United Arab Emirates	ULTIMATE ARMOUR WORKS FZC	Armored Vehicles	120,980.00
United Arab Emirates	ULTIMATE ARMOUR WORKS FZC	Vehicle Parts & Accessories	408,200.00
United Arab Emirates	ULTIMATE ARMOUR WORKS FZE	Armored Vehicles	127,980.00
United Arab Emirates	WESTERN AUTO	Automobiles or cars	48,000.00
United Arab Emirates	WESTERN AUTO	Automobiles or cars	42,839.00
United Kingdom	ALFORD TECHNOLOGIES LTD	Elements and gases	43,830.46
United Kingdom	Castell Satcom Radio Ltd	Radio, Wireless Security Co	32,218.00
United Kingdom	Cell Security Limited	Other construc. material	66,978.45
United Kingdom	Chemring EOD Limited	Explosives control equipmen	112,810.56
United Kingdom	CONRICO INTERNATIONAL LIMITED	Heavy construction machiner	98,188.53
United Kingdom	CONRICO INTERNATIONAL LIMITED	Vehicle Parts & Accessories	36,777.92
United Kingdom	cromwell Tools Limited	Demining equipment	56,259.23
United Kingdom	GAPUMA UK LTD	Vehicle Parts & Accessories	57,206.40
United Kingdom	i2 Limited	Software (license)	35,784.93
United Kingdom	INCINER8 Ltd	Medical Equipment	45,500.00
United Kingdom	INCINER8 Ltd	Medical Equipment	45,500.00
United Kingdom	MINES ADVISORY GROUP	Demining equipment	355,000.00
United Kingdom	MOTOROLA LIMITED	Radio, Wireless Security Co	53,282.85
United Kingdom	MOTOROLA SOLUTIONS UK Ltd.	Radio, Wireless Security Co	835,877.75
United Kingdom	MOTOROLA SOLUTIONS UK Ltd.	Radio, Wireless Security Co	51,703.22
United Kingdom	SDMS Security Products UK Ltd	Demining equipment	253,850.94
United Kingdom	Sotex International Ltd	Hand Tools	46,869.00
United Kingdom	THE HALO TRUST	Caravans or camper trailers	115,012.00
United Kingdom	THE HALO TRUST	Caravans or camper trailers	115,012.00
United Kingdom	THE HALO TRUST	Station wagons	177,918.00
United Kingdom	UNIT EXPORT LIMITED	Heavy construction machiner	210,444.00
United Kingdom	UNIT EXPORT LIMITED	Magnetic readers and encod	198,355.00
United Kingdom	UNIT EXPORT LIMITED	Other recreational equipment	44,665.00
United Kingdom	UNIT EXPORT LIMITED	Scanners	89,101.51
United Kingdom (Gibraltar)	Toyota Gibraltar Stockholding Ltd.	Ambulances	1,766,873.39
United Kingdom (Gibraltar)	Toyota Gibraltar Stockholding Ltd.	Armored Vehicles	58,127.63
United Kingdom (Gibraltar)	Toyota Gibraltar Stockholding Ltd.	Busses	96,023.57
United Kingdom (Gibraltar)	Toyota Gibraltar Stockholding Ltd.	Minibuses	64,040.73
United Kingdom (Gibraltar)	Toyota Gibraltar Stockholding Ltd.	Pick-up trucks	881,991.03
United Kingdom (Gibraltar)	Toyota Gibraltar Stockholding Ltd.	Pick-up trucks	634,718.00
United Kingdom (Gibraltar)	Toyota Gibraltar Stockholding Ltd.	Pick-up trucks	560,144.47
United Kingdom (Gibraltar)	Toyota Gibraltar Stockholding Ltd.	Pick-up trucks	257,652.23
United Kingdom (Gibraltar)	Toyota Gibraltar Stockholding Ltd.	Pick-up trucks	216,509.53
United Kingdom (Gibraltar)	Toyota Gibraltar Stockholding Ltd.	Pick-up trucks	182,268.61
United Kingdom (Gibraltar)	Toyota Gibraltar Stockholding Ltd.	Pick-up trucks	180,700.77
United Kingdom (Gibraltar)	Toyota Gibraltar Stockholding Ltd.	Pick-up trucks	157,833.37
United Kingdom (Gibraltar)	Toyota Gibraltar Stockholding Ltd.	Pick-up trucks	115,339.12
United Kingdom (Gibraltar)	Toyota Gibraltar Stockholding Ltd.	Pick-up trucks	91,260.78
United Kingdom (Gibraltar)	Toyota Gibraltar Stockholding Ltd.	Pick-up trucks	90,444.47
United Kingdom (Gibraltar)	Toyota Gibraltar Stockholding Ltd.	Pick-up trucks	77,432.62
United Kingdom (Gibraltar)	Toyota Gibraltar Stockholding Ltd.	Pick-up trucks	77,300.66
United Kingdom (Gibraltar)	Toyota Gibraltar Stockholding Ltd.	Pick-up trucks	65,600.51
United Kingdom (Gibraltar)	Toyota Gibraltar Stockholding Ltd.	Pick-up trucks	63,911.90
United Kingdom (Gibraltar)	Toyota Gibraltar Stockholding Ltd.	Pick-up trucks	61,572.08
United Kingdom (Gibraltar)	Toyota Gibraltar Stockholding Ltd.	Pick-up trucks	55,542.06
United Kingdom (Gibraltar)	Toyota Gibraltar Stockholding Ltd.	Pick-up trucks	49,877.50
United Kingdom (Gibraltar)	Toyota Gibraltar Stockholding Ltd.	Pick-up trucks	49,359.11
United Kingdom (Gibraltar)	Toyota Gibraltar Stockholding Ltd.	Pick-up trucks	38,034.22
United Kingdom (Gibraltar)	Toyota Gibraltar Stockholding Ltd.	Pick-up trucks	36,421.17
United Kingdom (Gibraltar)	Toyota Gibraltar Stockholding Ltd.	Pick-up trucks	35,344.60
United Kingdom (Gibraltar)	Toyota Gibraltar Stockholding Ltd.	Pick-up trucks	35,071.89
United Kingdom (Gibraltar)	Toyota Gibraltar Stockholding Ltd.	Pick-up trucks	33,877.68
United Kingdom (Gibraltar)	Toyota Gibraltar Stockholding Ltd.	Station wagons	534,209.81
United Kingdom (Gibraltar)	Toyota Gibraltar Stockholding Ltd.	Station wagons	482,481.11
United Kingdom (Gibraltar)	Toyota Gibraltar Stockholding Ltd.	Station wagons	481,629.61
United Kingdom (Gibraltar)	Toyota Gibraltar Stockholding Ltd.	Station wagons	370,580.16
United Kingdom (Gibraltar)	Toyota Gibraltar Stockholding Ltd.	Station wagons	306,857.35
United Kingdom (Gibraltar)	Toyota Gibraltar Stockholding Ltd.	Station wagons	221,304.72
United Kingdom (Gibraltar)	Toyota Gibraltar Stockholding Ltd.	Station wagons	181,226.25
United Kingdom (Gibraltar)	Toyota Gibraltar Stockholding Ltd.	Station wagons	157,818.23
United Kingdom (Gibraltar)	Toyota Gibraltar Stockholding Ltd.	Station wagons	147,391.99
United Kingdom (Gibraltar)	Toyota Gibraltar Stockholding Ltd.	Station wagons	138,425.28
United Kingdom (Gibraltar)	Toyota Gibraltar Stockholding Ltd.	Station wagons	134,703.08
United Kingdom (Gibraltar)	Toyota Gibraltar Stockholding Ltd.	Station wagons	130,442.87
United Kingdom (Gibraltar)	Toyota Gibraltar Stockholding Ltd.	Station wagons	124,898.60
United Kingdom (Gibraltar)	Toyota Gibraltar Stockholding Ltd.	Station wagons	121,396.88
United Kingdom (Gibraltar)	Toyota Gibraltar Stockholding Ltd.	Station wagons	114,257.02
United Kingdom (Gibraltar)	Toyota Gibraltar Stockholding Ltd.	Station wagons	104,733.98
United Kingdom (Gibraltar)	Toyota Gibraltar Stockholding Ltd.	Station wagons	103,208.28
United Kingdom (Gibraltar)	Toyota Gibraltar Stockholding Ltd.	Station wagons	101,144.51
United Kingdom (Gibraltar)	Toyota Gibraltar Stockholding Ltd.	Station wagons	97,055.69
United Kingdom (Gibraltar)	Toyota Gibraltar Stockholding Ltd.	Station wagons	85,909.69
United Kingdom (Gibraltar)	Toyota Gibraltar Stockholding Ltd.	Station wagons	81,563.84
United Kingdom (Gibraltar)	Toyota Gibraltar Stockholding Ltd.	Station wagons	63,735.60
United Kingdom (Gibraltar)	Toyota Gibraltar Stockholding Ltd.	Station wagons	62,738.35
United Kingdom (Gibraltar)	Toyota Gibraltar Stockholding Ltd.	Station wagons	62,424.68
United Kingdom (Gibraltar)	Toyota Gibraltar Stockholding Ltd.	Station wagons	62,232.98
United Kingdom (Gibraltar)	Toyota Gibraltar Stockholding Ltd.	Station wagons	61,202.07
United Kingdom (Gibraltar)	Toyota Gibraltar Stockholding Ltd.	Station wagons	60,389.86
United Kingdom (Gibraltar)	Toyota Gibraltar Stockholding Ltd.	Station wagons	59,720.11
United Kingdom (Gibraltar)	Toyota Gibraltar Stockholding Ltd.	Station wagons	59,498.76
United Kingdom (Gibraltar)	Toyota Gibraltar Stockholding Ltd.	Station wagons	59,479.27
United Kingdom (Gibraltar)	Toyota Gibraltar Stockholding Ltd.	Station wagons	58,073.96
United Kingdom (Gibraltar)	Toyota Gibraltar Stockholding Ltd.	Station wagons	55,494.83
United Kingdom (Gibraltar)	Toyota Gibraltar Stockholding Ltd.	Station wagons	55,424.39



## Major purchase orders by UN organization

AGENCY			PO Value
Location of Supplier	Name of Supplier	Description of Goods	USD
<b>UNOPS continued</b>			
United Kingdom (Gibraltar)	Toyota Gibraltar Stockholding Ltd.	Station wagons	54,675.39
United Kingdom (Gibraltar)	Toyota Gibraltar Stockholding Ltd.	Station wagons	53,012.50
United Kingdom (Gibraltar)	Toyota Gibraltar Stockholding Ltd.	Station wagons	50,984.92
United Kingdom (Gibraltar)	Toyota Gibraltar Stockholding Ltd.	Station wagons	50,790.68
United Kingdom (Gibraltar)	Toyota Gibraltar Stockholding Ltd.	Station wagons	49,307.60
United Kingdom (Gibraltar)	Toyota Gibraltar Stockholding Ltd.	Station wagons	48,668.32
United Kingdom (Gibraltar)	Toyota Gibraltar Stockholding Ltd.	Station wagons	41,973.49
United Kingdom (Gibraltar)	Toyota Gibraltar Stockholding Ltd.	Station wagons	41,629.58
United Kingdom (Gibraltar)	Toyota Gibraltar Stockholding Ltd.	Station wagons	41,629.58
United Kingdom (Gibraltar)	Toyota Gibraltar Stockholding Ltd.	Station wagons	41,506.54
United Kingdom (Gibraltar)	Toyota Gibraltar Stockholding Ltd.	Station wagons	40,657.68
United Kingdom (Gibraltar)	Toyota Gibraltar Stockholding Ltd.	Station wagons	40,254.85
United Kingdom (Gibraltar)	Toyota Gibraltar Stockholding Ltd.	Station wagons	39,306.32
United Kingdom (Gibraltar)	Toyota Gibraltar Stockholding Ltd.	Station wagons	35,940.19
United Kingdom (Gibraltar)	Toyota Gibraltar Stockholding Ltd.	Station wagons	30,665.40
United Kingdom (Gibraltar)	Toyota Gibraltar Stockholding Ltd.	Vehicle Parts & Accessories	193,540.01
United Kingdom (Gibraltar)	Toyota Gibraltar Stockholding Ltd.	Vehicle Parts & Accessories	145,928.80
United States of America	CEDAR SUPPLY NORTH,INC.	Manufactured Articles	108,934.02
United States of America	CEDAR SUPPLY NORTH,INC.	Other construc. material	108,934.02
United States of America	CISCO SYSTEMS INC	Software (license)	32,196.30
United States of America	CISCO SYSTEMS INC	Telephones	71,853.70
United States of America	DENEL (PTY) LIMITED	Vehicle Parts & Accessories	49,043.90
United States of America	Derive Technologies LLC	Desktop computers	31,548.00
United States of America	Derive Technologies LLC	Notebook computers	30,072.00
United States of America	Derive Technologies LLC	Notebook computers	30,053.00
United States of America	Dos XX Equipment LLC	Heavy construction machiner	91,092.70
United States of America	Dos XX Equipment LLC	Heavy construction machiner	77,092.70
United States of America	Dos XX Equipment LLC	Heavy construction machiner	44,671.05
United States of America	Dos XX Equipment LLC	Heavy construction machiner	36,674.07
United States of America	EMERGING MARKETS COMMUNICATIONS, INC.	Satellite receivers	93,474.00
United States of America	EMERGING MARKETS COMMUNICATIONS, INC.	Satellite receivers	47,808.00
United States of America	EMERGING MARKETS COMMUNICATIONS, INC.	Satellite receivers	33,300.00
United States of America	European Techology Comany	Solar Panels	207,500.00
United States of America	Global Fleet Sales, Inc	All terrain vehicles	142,340.00
United States of America	Global Fleet Sales, Inc	Cargo trucks	129,650.00
United States of America	Global Fleet Sales, Inc	Pick-up trucks	87,170.00
United States of America	Global Fleet Sales, Inc	Pick-up trucks	51,860.00
United States of America	Humanistic Robotics Inc	Demining equipment	1,041,510.00
United States of America	Humanistic Robotics Inc	Demining equipment	717,800.00
United States of America	MOTOROLA SOLUTIONS INC.	Radio, Wireless Security Co	835,877.75
United States of America	Neutronics Inc	Hand Tools	60,335.00
United States of America	OPS-CORE, INC.	Riot helmets	30,912.00
United States of America	Oshkosh Corporation	Fire or rescue trucks	983,776.80
United States of America	Oshkosh Corporation	Fire or rescue trucks	886,171.20
United States of America	Oshkosh Corporation	Fire or rescue trucks	613,054.00
United States of America	Oshkosh Corporation	Fire or rescue trucks	487,552.80
United States of America	Oshkosh Corporation	Fire or rescue trucks	367,832.40
United States of America	Oshkosh Corporation	Fire or rescue trucks	221,542.80
United States of America	PLANSON INTERNATIONAL CORPORATION	Computer servers	34,334.00
United States of America	PLANSON INTERNATIONAL CORPORATION	Desktop computers	210,645.00
United States of America	PLANSON INTERNATIONAL CORPORATION	Desktop computers	93,471.00
United States of America	PLANSON INTERNATIONAL CORPORATION	Notebook computers	49,955.00
United States of America	PLANSON INTERNATIONAL CORPORATION	PDAs or organizers	34,485.00
United States of America	PLANSON INTERNATIONAL CORPORATION	Printer or fax toner	45,000.00
United States of America	PLANSON INTERNATIONAL CORPORATION	Radio, Wireless Security Co	150,520.00
United States of America	PLANSON INTERNATIONAL CORPORATION	WLAN wireless equipment	31,550.00
United States of America	SPACELABS HEAL THCARE Inc	Medical Equipment	528,247.00
United States of America	STEEL RESOURCES INC.	Iron, steel, metal prod.	249,310.80
United States of America	TECHNOLOGY INTEGRATION GROUP	Tablet computers	32,205.60
United States of America	TECHNOLOGY INTEGRATION GROUP	Tablet computers	32,205.60
United States of America	Tumac Lumber Co.	Wood & Paper Products	399,333.56
United States of America	United Nations Mission in South Sudan(UN	Fuel for vehicles	148,944.00
United States of America	United Nations Mission in South Sudan(UN	Fuel for vehicles	59,747.22
United States of America	United Nations Mission in South Sudan(UN	Fuel for vehicles	49,055.28
United States of America	United Nations Mission in South Sudan(UN	Fuel for vehicles	40,062.24
United States of America	United Nations Mission in South Sudan(UN	Fuel for vehicles	32,110.74
United States of America	VICTORIA FURNITURES LTD	Desks	100,855.00
United States of America	VICTORIA FURNITURES LTD	Desks	62,312.00
United States of America	VICTORIA FURNITURES LTD	Furniture set	130,683.25
United States of America	VICTORIA FURNITURES LTD	Furniture set	46,944.53
Uruguay	IMPORT TRADING	Scanners	141,600.00
Uruguay	ITC SA	Software Internal Developed	57,638.00
<b>UNOV</b>			
Austria	AGILENT TECHNOLOGIES GMBH	Gas Chromatograph - Mass Spectrometry Detector	80,480.40
Austria	CANON GMBH	Recycled White Photocopy Paper A4, 80 gr	36,062.18
Austria	Sitexs-Databusiness IT Solutions	DXI 6700 System	97,386.06
Austria	SPECTRONEX GMBH	Hich Pressure Liquid Chromatography system	47,839.34
Austria	Thermo Fisher Scientific Wissenchft. Geraete	High Pressure Liquid Chromatography system	48,215.04
Denmark	Buk-Auto A/S	Seven x Toyota Hilux with the hardtop	229,173.00
Denmark	DAN OFFICE	PCs	37,950.00
France	LGC Standards SARL	Reference sample of drugs	46,282.38
Germany	MEHLER LAW ENFORCEMENT	Ballistic overlay protective vests	43,134.33
Japan	Advanced Engineering Services Co., Ltd.	Clinostat Microgravity instruments	64,500.00
Pakistan	Analytical Measuring System (PVT) Ltd - AMS	Fourier Transform Infra red (FT-IR)	40,583.00
Pakistan	Analytical Measuring System (PVT) Ltd - AMS	Gas Chromatography / Mass Spectrometry	112,153.60
Pakistan	Analytical Measuring System (PVT) Ltd - AMS	High Performance Liquid Chromatography	45,472.00
Portugal	Industrial Laborum Iberica S.A.	Delivery of goods to Kabul	32,722.51
Sweden	Micro Systemation AB	XRY Complete Office Version	33,796.65
United Kingdom	Smiths Detection-Watford Limited	2 years warranty and reachback	671,677.19
United Kingdom	Tsamota Ltd.	Kit Module 2b	296,731.41
<b>UNOV</b>			
United Kingdom	Tsamota Ltd.	Kits Module 2b	163,317.77
United Kingdom	Unit Export Limited	Itemiser-DX Contraband Detector	90,835.00
United States of America	Campbell/Harris Security	Contraband Detection Kit	53,636.19
United States of America	Campbell/Harris Security	Contraband Team Inspection Kit	68,600.00
United States of America	Campbell/Harris Security	Contraband Team Kit	53,636.19
United States of America	Global Fleet Sales LLC	Ford Ranger DC 2.2L Diesel	36,064.00
United States of America	Global Fleet Sales LLC	Ford Ranger Double Cab	97,167.00
United States of America	Global Fleet Sales LLC	Ford Ranger J97 Diesel LHD light tactical	109,100.00
United States of America	Global Fleet Sales LLC	Ford Ranger T6 Diesel	345,369.00
<b>UNPD</b>			
Afghanistan	City Light ICT Services Co	Expensables for use with edp equipment	44,275.00
Afghanistan	DAWI OIL LTD.	Jet fuel, spirit type (gasoline type)	7,022,545.35
Afghanistan	DIN SONS LTD.	Paints and varnishes (including enamels and lacquers) and related products	35,000.00
Afghanistan	DIN SONS LTD.	Sanitaryware and plumbing fixtures, plastic	73,783.08
Afghanistan	Khair Khwa Fuel Logistics Group	Fuel oils, n.e.c.	5,882,455.22
Afghanistan	Maiwand Wardak Intl. Transit & Forwarding Ltd	Containers for compressed or liquefied gas, or atomic energy purposes	79,200.00
Afghanistan	NATIONAL FUEL CORPORATION LTD.	Fuel oils, n.e.c.	3,148,321.34
Afghanistan	NATIONAL FUEL CORPORATION LTD.	Fuel oils, n.e.c.	736,890.00
Afghanistan	NATIONAL FUEL CORPORATION LTD.	Fuel oils, n.e.c.	736,890.00
Afghanistan	Nomaan Jilani Construction Company	Sanitaryware and plumbing fixtures, plastic	53,755.00
Afghanistan	RED ORANGE GENERAL TRADING LLC	Engines and motors, hydraulic and pneumatic power	54,966.09
Algeria	NAFTAL SPA	Jet fuel, spirit type (gasoline type)	90,000.00

## Major purchase orders by UN organization

AGENCY			PO Value
Location of Supplier	Name of Supplier	Description of Goods	USD
<b>UNPD continued</b>			
Algeria	NAFTAL SPA	Jet fuel, spirit type (gasoline type)	41,671.15
Australia	BP AUSTRALIA LIMITED	Gas oils (diesel oil)	73,000.00
Australia	CODAN LIMITED	Telecommunication equipment, other	1,851,415.00
Australia	CODAN LIMITED	Telecommunication equipment, other	281,676.95
Australia	DARWIN FUNERAL SERVICES PTY.LTD.	Mortuary supplies	31,479.54
Australia	HAGEMEYER AUSTRALIA	Packing and sealing articles of plastics	30,357.05
Australia	HOLYMAN SHIPPING SERVICES PTY LTD trading as PDL TOLL	Gas oils (diesel oil)	2,032,500.00
Australia	HOLYMAN SHIPPING SERVICES PTY LTD trading as PDL TOLL	Gas oils (diesel oil)	1,022,046.13
Australia	HOLYMAN SHIPPING SERVICES PTY LTD trading as PDL TOLL	Gas oils (diesel oil)	875,000.00
Australia	HOLYMAN SHIPPING SERVICES PTY LTD trading as PDL TOLL	Gas oils (diesel oil)	565,236.00
Australia	HOLYMAN SHIPPING SERVICES PTY LTD.	Gas oils (diesel oil)	9,625,000.00
Australia	HOLYMAN SHIPPING SERVICES PTY LTD.	Gas oils (diesel oil)	7,125,000.00
Australia	HOLYMAN SHIPPING SERVICES PTY LTD.	Gas oils (diesel oil)	5,850,000.00
Australia	HOLYMAN SHIPPING SERVICES PTY LTD.	Gas oils (diesel oil)	4,700,000.00
Australia	HOLYMAN SHIPPING SERVICES PTY LTD.	Gas oils (diesel oil)	590,000.00
Australia	HOLYMAN SHIPPING SERVICES PTY LTD.	Gas oils (diesel oil)	200,000.00
Australia	HOLYMAN SHIPPING SERVICES PTY LTD.	Motor spirit (gasoline), including aviation spirit	13,250,000.00
Australia	HOLYMAN SHIPPING SERVICES PTY LTD.	Motor spirit (gasoline), including aviation spirit	2,800,000.00
Australia	SBA DISTRIBUTORS	Carbon electrodes, carbon brushes, lamp carbons, battery carbons etc.	40,384.16
Australia	SBA DISTRIBUTORS	Packing and sealing articles of plastics	30,915.71
Austria	KREPS	Accumulators, electric	107,517.22
Austria	KREPS	Office machines, other	68,130.49
Austria	KREPS	Taps, cocks, valves and similar appliances	76,249.07
Austria	KREPS HANDELSGESELLSCHAFT KEG	Motor vehicle parts and accessories	42,018.59
Austria	KREPS HANDELSGESELLSCHAFT KEG	Motor vehicle parts and accessories	39,355.39
Austria	KREPS HANDELSGESELLSCHAFT KEG	Processing units for edp, other	43,388.03
Austria	KREPS HANDELSGESELLSCHAFT KEG.	Camping equipment	57,419.56
Austria	Kreps Handelsgesellschaft KEG.	Clothing of textile materials	44,037.82
Austria	Kreps Handelsgesellschaft KEG.	Detergents, perfumes and washing preparations	112,422.28
Austria	KREPS HANDELSGESELLSCHAFT KEG.	Domestic cooking and heating equipment	33,441.06
Austria	KREPS HANDELSGESELLSCHAFT KEG.	Lighting equipment	78,391.30
Austria	KREPS HANDELSGESELLSCHAFT KEG.	Metal goods n.e.c.	46,783.75
Austria	KREPS HANDELSGESELLSCHAFT KEG.	Mini-computers	69,155.63
Austria	KREPS HANDELSGESELLSCHAFT KEG.	Photographic and cinematographic equipment	54,681.37
Austria	Kreps Handelsgesellschaft KEG.	Sports or outdoor games, articles and equipment therefor, other	43,046.36
Austria	Kreps Handelsgesellschaft KEG.	Storage unit accessories	326,508.07
Austria	KREPS HANDELSGESELLSCHAFT KEG.	Toilet tissue stock; miscellaneous other papers	45,764.94
Austria	Kreps Handelsgesellschaft Nachfolge GmbH & Co KG	Tyres, pneumatic new, inner tubes, solid or cushion tyres, etc.	48,790.16
Austria	Kreps Handelsgesellschaft Nfg GmbH & CO KG	Office and accounting machinery, parts and accessories thereof	32,608.53
Austria	Kreps Handelsgesellschaft Nfg GmbH & CO KG	Safety equipment	32,406.62
Austria	KREPS HANDELSGESELLSCHAFTKEG	Micro-computers	41,857.14
Austria	KREPS HANDELSGESELLSCHAFTKEG	Photographic and cinematographic equipment	39,258.85
Austria	KREPS HANDELSGESELLSCHAFTKEG	Projectors	41,176.40
Austria	Kreps Handelsgesellschaft Nachfolge GmbH & Co Kg	Radio or television transmission apparatus; television cameras	37,942.86
Austria	Kreps Handelsgesellschaft Nachfolge GmbH & Co Kg	Security equipment, special purpose	49,887.29
Austria	KREPS KEG	Micro-computers	69,582.86
Austria	KREPS KEG	Safety equipment	37,230.56
Austria	ROSENBAUER International AG	Safety clothing and headgear; other headgear of rubber or plastics	37,064.22
Austria	ROSENBAUER International AG	Safety equipment	52,970.29
Austria	Rosenbauer International AG Feuerwehrtechnik	Motor vehicle parts and accessories	31,482.73
Belgium	N.V. REIBEL (Belgium) S.A.	Bars and rods of iron or steel, hot rolled	47,548.50
Belgium	REIBEL (BELGIUM) SA	Prefabricated buildings, parts thereof	99,072.50
Belgium	Reibel SA	Stoppers, caps, lids and other metal packing accessories; wire and wire products	103,252.00
Botswana	AAH INVESTMENTS (PTY)	Packing and sealing articles of plastics	38,919.80
Brazil	CONDOR S/A INDUSTRIA QUIMICA	Metal goods n.e.c.	68,040.55
Burundi	CENTRE D'ETUDES ET DE CALCULS "CEC"	Radio or television transmission apparatus; television cameras	33,868.63
Burundi	ENGEN PETROLEUM BURUNDI S.A	Fuel oils, n.e.c.	492,000.00
Burundi	ENGEN PETROLEUM BURUNDI S.A	Fuel oils, n.e.c.	220,644.80
Burundi	ENGEN PETROLEUM BURUNDI S.A	Fuel oils, n.e.c.	196,000.00
Burundi	ENGEN PETROLEUM BURUNDI S.A	Motor spirit (gasoline), including aviation spirit	396,000.00
Canada	AERONAV INC.	Telecommunication equipment, parts and accessories thereof	183,112.27
Canada	INSCAPE CORPORATION	SEATS AND CHAIRS	3,883,880.00
Canada	INTERNATIONAL AIR TRANSPORT ASSOCIATION (IATA)	Books, brochures, leaflets and similar printed matter	42,048.00
Canada	LIFTKING INDUSTRIES INC	MOTOR VEHICLES AND PARTS AND ACCESS	1,181,815.67
Canada	LIFTKING INDUSTRIES INC	MOTOR VEHICLES AND PARTS AND ACCESS	552,869.52
Canada	LIFTKING INDUSTRIES INC	MOTOR VEHICLES AND PARTS AND ACCESS	180,895.81
Canada	MDA Geospatial Services	Maps and charts	243,863.23
Canada	MDA Geospatial Services	Radio-broadcasting, reception apparatus, parts and accessories thereof	258,369.43
Canada	MDA GEOSPATIAL SERVICES INC	Satellite imagery	167,630.00
Canada	MDA GEOSPATIAL SERVICES INC.	Maps and charts	58,639.20
Canada	MDA GEOSPATIAL SERVICES INC.	Maps and charts	40,780.32
Canada	MDA Geospatial Services Inc. (MDA GSI)	Maps and charts	81,350.40
Canada	MDA Geospatial Services Inc. (MDA GSI)	Maps and charts	58,766.90
Canada	MDA GEOSPATIAL SERVICES, INC.	Stoppers, caps, lids and other metal packing accessories; wire and wire products	41,424.68
Canada	MultiCorpora R&D	Software licences	49,102.18
Canada	TRISTAR GLOBAL LOGISTICS (TGL)	Trailers and semi-trailers; containers	43,407.42
Central African Republic	SARPD - Oil / RCA	Gas oils (diesel oil)	189,309.98
Central African Republic	SARPD - Oil / RCA	Gas oils (diesel oil)	39,533.78
Central African Republic	SARPD - Oil / RCA	Gas oils (diesel oil)	37,788.38
Central African Republic	SARPD - Oil / RCA	Gas oils (diesel oil)	36,239.34
Central African Republic	TOTAL CENTRAFRIQUE	Motor spirit (gasoline), including aviation spirit	371,841.35
Central African Republic	TOTAL CENTRAFRIQUE	Petroleum oils, light, and other light oils	30,313.57
Central African Republic	Tradex Centrafrique s.a.	Gas oils (diesel oil)	159,192.72
Central African Republic	Tradex Centrafrique s.a.	Gas oils (diesel oil)	91,582.73
Central African Republic	Tradex Centrafrique s.a.	Petroleum oils, light, and other light oils	103,402.74
China	BEIJING AEROFOLKS INDUSTRIAL CO.,	CLOTHING OF TEXTILE MATERIALS	148,480.00
China	CO-WORKING DEVELOPING CO. LTD.	Insulated wire and cable; optical fibre cables	213,358.00
China	CO-WORKING DEVELOPING CO., LTD.	Detergents, perfumes and washing preparations	67,059.00
China	Co-Working Development Co. Ltd	Articles for medical or surgical purposes n.e.c.	45,924.00
China	CO-WORKING DEVELOPMENT CO., LTD.	Electric motors, generators and the like	182,482.00
China	JUNTY INDUSTRIES LTD	Air conditioning, cold chain and refrigerating equipment	170,376.70
China	PEAK INTERNATIONAL TRADE	Construction materials of plastic; containers of plastic	148,130.40
China	PEAK INTERNATIONAL TRADE	Filtering and purifying equipment	252,534.45
China	Peak International Trade ( Tianjin ) Co.Ltd	Air conditioning, cold chain and refrigerating equipment	235,362.00
China	Peak International Trade ( Tianjin ) Co.Ltd	Furniture, domestic	248,539.00
China	Peak International Trade ( Tianjin ) Co.Ltd	Sacks and bags, of a kind used for the packing of goods	738,730.00
China	Peak International Trade ( Tianjin ) Co.Ltd	Sacks and bags, of a kind used for the packing of goods	690,399.00
China	Peak International Trade ( Tianjin ) Co.Ltd	Sacks and bags, of a kind used for the packing of goods	689,815.00
China	PEAK INTERNATIONAL TRADE (TIANJIN)	Air conditioning, cold chain and refrigerating equipment	84,118.00
China	PEAK INTERNATIONAL TRADE (TIANJIN)	Air conditioning, cold chain and refrigerating equipment	36,332.00
China	PEAK INTERNATIONAL TRADE (TIANJIN)	Filtering and purifying equipment	749,582.50
China	PEAK INTERNATIONAL TRADE (TIANJIN)	Lighting equipment, parts thereof	289,140.20
China	PEAK INTERNATIONAL TRADE (TIANJIN)	ANGLES, SHAPES AND SECTIONS, OF IRO	126,022.40
China	PEAK INTERNATIONAL TRADE (TIANJIN)	FILTERING AND PURIFYING EQUIPMENT	112,270.80
China	PEAK INTERNATIONAL TRADE (TIANJIN)	SACKS AND BAGS, OF A KIND USED FOR	461,936.00
China	Peak International Trade (Tianjin) Co. Ltd	Air conditioning, cold chain and refrigerating equipment	634,940.00
China	Peak International Trade (Tianjin) Co. Ltd	Air conditioning, cold chain and refrigerating equipment	95,279.00
China	PEAK INTERNATIONAL TRADE (TIANJIN) CO. LTD	Air conditioning, cold chain and refrigerating equipment	72,445.00
China	Peak International Trade (Tianjin) Co. Ltd	Air conditioning, cold chain and refrigerating equipment	47,125.85
China	PEAK INTERNATIONAL TRADE (TIANJIN) CO. LTD	Air conditioning, cold chain and refrigerating equipment	35,346.00
China	Peak International Trade (Tianjin) Co. Ltd	Alternative energy systems; steam, hydraulic and gas turbines	1,886,926.20
China	Peak International Trade (Tianjin) Co. Ltd	Alternative energy systems; steam, hydraulic and gas turbines	117,233.81
China	Peak International Trade (Tianjin) Co. Ltd	Alternative energy systems; steam, hydraulic and gas turbines	41,066.00

## Major purchase orders by UN organization

AGENCY			PO Value
Location of Supplier	Name of Supplier	Description of Goods	USD
<b>UNPD continued</b>			
China	PEAK INTERNATIONAL TRADE (TIANJIN) Co. LTD	Angles, shapes and sections, of iron or non-alloy steel	459,400.00
China	PEAK INTERNATIONAL TRADE (TIANJIN) Co. LTD	Chemical elements, n.e.c.	47,708.77
China	PEAK INTERNATIONAL TRADE (TIANJIN) Co. LTD	Filtering and purifying equipment	235,903.80
China	PEAK INTERNATIONAL TRADE (TIANJIN) Co. LTD	Filtering and purifying equipment	136,807.20
China	PEAK INTERNATIONAL TRADE (TIANJIN) Co. LTD	Filtering and purifying equipment	64,003.40
China	Peak International Trade (Tianjin) Co. Ltd	Laboratory equipment miscellaneous n.e.c.	43,611.00
China	PEAK INTERNATIONAL TRADE (TIANJIN) Co. LTD	Lighting equipment	247,119.60
China	Peak International Trade (Tianjin) Co. Ltd	Lighting equipment	179,752.50
China	PEAK INTERNATIONAL TRADE (TIANJIN) Co. LTD	Lighting equipment	146,662.00
China	PEAK INTERNATIONAL TRADE (TIANJIN) Co. LTD	Lighting equipment	33,515.00
China	PEAK INTERNATIONAL TRADE (TIANJIN) Co. LTD	Metal goods n.e.c.	142,450.00
China	Peak International Trade (Tianjin) Co. Ltd	Sacks and bags, of a kind used for the packing of goods	194,932.00
China	Peak International Trade (Tianjin) Co. Ltd	Sacks and bags, of a kind used for the packing of goods	120,302.00
China	Peak International Trade (Tianjin) Co. Ltd	Structures, other, and sections of iron, steel or aluminium	37,658.40
China	Peak International Trade (Tianjin) Co. Ltd	Structures, other, and sections of iron, steel or aluminium	37,658.40
China	PEAK INTERNATIONAL TRADE (TIANJIN) CO. LTD.	Air conditioning, cold chain and refrigerating equipment	412,650.00
China	Peak International Trade (Tianjin) Co. Ltd.	Air conditioning, cold chain and refrigerating equipment	87,980.00
China	Peak International Trade (Tianjin) Co. Ltd.	Alternative energy systems; steam, hydraulic and gas turbines	61,014.72
China	Peak International Trade (Tianjin) Co. Ltd.	Cement, concrete or artificial stone, other articles thereof	63,200.00
China	Peak International Trade (Tianjin) Co. LTD.	Domestic metal products	402,930.00
China	Peak International Trade (Tianjin) Co. Ltd.	Electronic components, parts and accessories thereof	175,286.92
China	Peak International Trade (Tianjin) Co. LTD.	Filtering and purifying equipment	331,477.00
China	Peak International Trade (Tianjin) Co. LTD.	Filtering and purifying equipment	259,334.10
China	PEAK INTERNATIONAL TRADE (TIANJIN) CO. LTD.	Filtering and purifying equipment	169,674.00
China	PEAK INTERNATIONAL TRADE (TIANJIN) CO. LTD.	Insulated wire and cable; optical fibre cables	336,269.20
China	Peak International Trade (Tianjin) Co. LTD.	Ironmongry	598,182.55
China	Peak International Trade (Tianjin) Co. LTD.	Ironmongry	259,334.10
China	Peak International Trade (Tianjin) Co. LTD.	Ironmongry	200,844.80
China	PEAK INTERNATIONAL TRADE (TIANJIN) CO. LTD.	Laboratory equipment, miscellaneous	73,000.00
China	PEAK INTERNATIONAL TRADE (TIANJIN) CO. LTD.	Filtering and purifying equipment	93,679.20
China	PEAK INTERNATIONAL TRADE (TIANJIN) CO. LTD.	Filtering and purifying equipment	93,679.20
China	PEAK INTERNATIONAL TRADE (TIANJIN) CO. LTD.	Air conditioning, cold chain and refrigerating equipment	675,280.00
China	PEAK INTERNATIONAL TRADE (TIANJIN) CO. LTD.	Air conditioning, cold chain and refrigerating equipment	494,484.00
China	PEAK INTERNATIONAL TRADE (TIANJIN) CO. LTD.	Electronic components, parts and accessories thereof	63,779.74
China	PEAK INTERNATIONAL TRADE (TIANJIN) CO. LTD.	Filtering and purifying equipment	1,885,801.00
China	PEAK INTERNATIONAL TRADE (TIANJIN) CO. LTD.	Lighting equipment	639,379.64
China	PEAK INTERNATIONAL TRADE (TIANJIN) CO. LTD.	Structures, other, and sections of iron, steel or aluminium	209,851.40
China	PEAK INTL TRADE (TIANJIN) CO. LTD	Angles, shapes and sections, of iron or non-alloy steel	62,764.00
China	PEAK INTL TRADE (TIANJIN) CO. LTD	Safety clothing and headgear; other headgear of rubber or plastics	43,360.00
China	PEAK INTL TRADE (TIANJIN) CO. LTD	Stoppers, caps, lids and other metal packing accessories; wire and wire products	34,614.00
China	Shanghai Koyo-Anp Imp & Exp Co., Ltd.	Air conditioning, cold chain and refrigerating equipment	55,366.00
China	Shanghai Koyo-Anp Imp & Exp Co., Ltd.	Motor vehicle parts and accessories	51,655.00
China	SHANGHAI KOYO-ANP IMPORT & EXPORT CO., LTD	Registers, account books, note books, order books etc.	36,052.00
China	Shenzhen Mindray Bio - Medical Electronics Co. Ltd	Laboratory equipment miscellaneous n.e.c.	63,220.00
China	Top Source Trading Ltd	Wood for joinery and carpentry, other	421,029.84
China	TOP SOURCES TRADING LTD	Buildings, prefabricated for office, school, home or warehouse	483,415.04
China	TOP SOURCES TRADING LTD	Lighting equipment	42,935.00
China	TOP SOURCES TRADING LTD	Metal goods n.e.c.	666,766.35
China	TOP SOURCES TRADING LTD	Metal goods n.e.c.	193,069.00
China	TOP SOURCES TRADING LTD	Metal goods n.e.c.	156,367.00
China	Top Sources Trading Ltd	Metal goods n.e.c.	77,393.75
China	Top Sources Trading Ltd	Stoppers, caps, lids and other metal packing accessories; wire and wire products	486,628.32
China	TOP SOURCES TRADING LTD	Tyres, pneumatic new, inner tubes, solid or cushion tyres, etc.	169,951.50
China	TOP SOURCES TRADING LTD.	Insulated wire and cable; optical fibre cables	40,719.40
China	TOP SOURCES TRADING LTD.	Radio broadcast and television receivers	35,350.00
China	TOP SOURCES TRADING LTD.	Stoppers, caps, lids and other metal packing accessories; wire and wire products	225,824.80
China	Top Sources Trading Ltd.	Wood for joinery and carpentry, other	560,039.00
China	ZHEJIANG KANGLE GROUP	Electric motors, generators and transformers, parts thereof	72,289.47
China	ZHEJIANG KANGLE GROUP IMPORT & EXPORT	Electric motors, generators and transformers, parts thereof	215,808.03
China	ZHEJIANG KANGLE GROUP IMPORT & EXPORT	Electric motors, generators and transformers, parts thereof	265,353.76
China	Zhejiang Kangle Group Import & Export Co., Ltd	Filtering and purifying equipment	142,468.90
China	Zhejiang Kangle Group Import and Export Co., Ltd	Primary cells and primary batteries	601,332.61
Colombia	C.I. COLVAZCA	Industrial catering equipment	45,370.00
Cote d'Ivoire	ABB TECHNOLOGIE	Asphalt or similar material, articles thereof	69,803.14
Cote d'Ivoire	ABB TECHNOLOGIE	Electricity distribution or control apparatus	67,341.77
Cote d'Ivoire	CACOMIAF SA	Accumulators, electric	53,846.69
Cote d'Ivoire	CODELEC S.A	Electricity distribution or control apparatus	243,684.36
Cote d'Ivoire	Commerce General Côte d'Ivoire (C.G.CI)	Pebbles, gravel, broken or crushed stone, macadam etc.	122,592.74
Cote d'Ivoire	Commerce General Côte d'Ivoire (C.G.CI)	Plywood	59,191.40
Cote d'Ivoire	Commerce General Côte d'Ivoire (C.G.CI)	Timber, hard	68,278.27
Cote d'Ivoire	EMI SARL	Structures, other, and sections of iron, steel or aluminium	137,333.62
Cote d'Ivoire	GLOBAL SERVICES COMPANY	Transmitting and communicating equipment for edp, eg. modems, pc servers etc.	52,417.45
Cote d'Ivoire	GRANDE PHARMACIE DE L'AGNEBY	X-ray or alpha, beta or gamma radiation apparatus, medical and surgical	58,397.55
Cote d'Ivoire	HIRONDELLE TRADING	Sands	206,461.35
Cote d'Ivoire	INGERES	Pebbles, gravel, broken or crushed stone, macadam etc.	52,502.60
Cote d'Ivoire	MATERIAUX PLURIEL ENTREPRISE	Insulated wire and cable; optical fibre cables	37,585.84
Cote d'Ivoire	MATERIAUX PLURIEL ENTREPRISE	Sands	206,613.68
Cote d'Ivoire	MEDITERRANEAN SHIPPING COMPANY COTE D'IVOIRE	Trailers and semi-trailers; containers	36,384.00
Cote d'Ivoire	MTN	Electricity distribution or control apparatus	204,355.22
Cote d'Ivoire	RAPID AUTO SERVICES	Tyres, pneumatic new, inner tubes, solid or cushion tyres, etc.	54,841.61
Cote d'Ivoire	SAD (Société Africaine de Déroulage)	Plywood	166,901.94
Cote d'Ivoire	SCA (STE DE CEMENTS D'ABIDJAN)	Sands	74,330.59
Cote d'Ivoire	SECTRONIC	Security equipment, special purpose	77,039.91
Cote d'Ivoire	SECTRONIC	Security equipment, special purpose	64,685.96
Cote d'Ivoire	SICABLE (SOCIETE IVOIRIENNE DE CABLES)	Electricity distribution or control apparatus	172,050.34
Cote d'Ivoire	SICABLE (SOCIETE IVOIRIENNE DE CABLES)	Insulated wire and cable; optical fibre cables	268,377.31
Cote d'Ivoire	SIPMA/SIPATCO	Bricks, blocks, tiles etc. and ceramic goods, other	39,995.12
Cote d'Ivoire	SIPMA/SIPATCO	Pebbles, gravel, broken or crushed stone, macadam etc.	33,566.77
Cote d'Ivoire	SIPMA/SIPATCO	Sands	43,220.74
Cote d'Ivoire	SOCIDA	Tyres, pneumatic new, inner tubes, solid or cushion tyres, etc.	45,000.00
Cote d'Ivoire	Societe Ivoirienne d'Assistance et de Maintenance d'Aviation	Gas oils (diesel oil)	350,000.00
Cote d'Ivoire	Societe Ivoirienne d'Assistance et de Maintenance d'Aviation	Gas oils (diesel oil)	70,000.00
Cote d'Ivoire	SOGBAT-CI	Pebbles, gravel, broken or crushed stone, macadam etc.	171,801.29
Cote d'Ivoire	Sotaci (Societe de Transformation de l'Acier en Cote D'Ivoire)	Bars and rods of iron or steel, hot rolled	226,098.61
Cote d'Ivoire	TOTAL COTE D'IVOIRE	Ethylene, propylene, butylene, butadiene and other petroleum gas	327,372.50
Cote d'Ivoire	TOTAL COTE D'IVOIRE	Ethylene, propylene, butylene, butadiene and other petroleum gas	323,473.19
Cote d'Ivoire	TOTAL COTE D'IVOIRE	Ethylene, propylene, butylene, butadiene and other petroleum gas	108,329.34
Cote d'Ivoire	TOTAL COTE D'IVOIRE	Ethylene, propylene, butylene, butadiene and other petroleum gas	97,840.50
Cote d'Ivoire	TOTAL COTE D'IVOIRE	Ethylene, propylene, butylene, butadiene and other petroleum gas	39,597.14
Cote d'Ivoire	TOTAL COTE D'IVOIRE	Gas oils (diesel oil)	4,867,271.87
Cote d'Ivoire	TOTAL COTE D'IVOIRE	Gas oils (diesel oil)	3,176,020.67
Cote d'Ivoire	TOTAL COTE D'IVOIRE	Gas oils (diesel oil)	1,797,428.55
Cote d'Ivoire	TOTAL COTE D'IVOIRE	Gas oils (diesel oil)	1,419,244.96
Cote d'Ivoire	TOTAL COTE D'IVOIRE	Gas oils (diesel oil)	1,135,395.97
Cote d'Ivoire	TOTAL COTE D'IVOIRE	Gas oils (diesel oil)	93,412.37
Cote d'Ivoire	TOTAL COTE D'IVOIRE	Lubricating preparations	151,386.13
Cote d'Ivoire	TOTAL COTE D'IVOIRE	Motor spirit (gasoline), including aviation spirit	3,196,263.18
Cote d'Ivoire	TOTAL COTE D'IVOIRE	Propane and butane, liquefied	180,443.46
Cote d'Ivoire	Tropic Froid Bouake	Tyres, pneumatic new, inner tubes, solid or cushion tyres, etc.	30,263.45
Cote d'Ivoire	VEILLE INDUSTRIELLE & TECHNOLOGIQUE (VIT)	Insulated wire and cable; optical fibre cables	42,974.58
Cote d'Ivoire	ZEN CREATION	Clothing of textile materials	33,586.75
Cyprus	BP EASTERN MEDITERRANEAN LTD.	Jet fuel, spirit type (gasoline type)	55,087.20
Cyprus	E.M. APOSTOLOU FORMULA LTD	Safety equipment	38,353.25



## Major purchase orders by UN organization

AGENCY			PO Value
Location of Supplier	Name of Supplier	Description of Goods	USD
<b>UNPD continued</b>			
Cyprus	KAHVECI LTD	Asphalt or similar material, articles thereof	89,639.75
Cyprus	N. BASMAN VE OGULLARI LTD.	Gas oils (diesel oil)	50,363.74
Cyprus	N. BASMAN VE OGULLARI LTD.	Gas oils (diesel oil)	37,413.66
Cyprus	NEMESIS ASPHALT CO. LTD.	Asphalt or similar material, articles thereof	45,310.56
Cyprus	PETROLINA (HOLDINGS) LTD.	Containers for compressed or liquefied gas, or atomic energy purposes	55,970.15
Cyprus	PETROLINA (HOLDINGS) LTD.	Gas oils (diesel oil)	405,064.94
Cyprus	PETROLINA (HOLDINGS) LTD.	Gas oils (diesel oil)	300,347.28
Cyprus	PETROLINA (HOLDINGS) LTD.	Gas oils (diesel oil)	184,886.37
Cyprus	PETROLINA (HOLDINGS) LTD.	Gas oils (diesel oil)	165,194.81
Cyprus	PETROLINA (HOLDINGS) LTD.	Gas oils (diesel oil)	31,058.10
Cyprus	PGS ELECTRICAL SUPPLIES LTD	Ceramic wares, non-structural, other	35,000.00
Cyprus	STOP FIRE G. TIOFATZIAES LTD	Safety equipment	69,329.35
Cyprus	STOP FIRE G. TIOFATZIAES LTD	Safety equipment	59,681.27
Czech Republic	SVOS SPOL S.R.O. PRELOUC	Motor vehicle parts and accessories	111,245.03
Czech Republic	SVOS SPOL S.R.O. PRELOUC	Motor vehicle parts and accessories	82,563.98
Czech Republic	SVOS SPOL S.R.O.	Motor vehicle parts and accessories	222,344.92
Czech Republic	SVOS SPOL S.R.O.	Motor vehicle parts and accessories	45,597.24
Czech Republic	SVOS SPOL S.R.O.	Motor vehicle parts and accessories	36,369.17
Czech Republic	SVOS spol. s.r.o.	Motor vehicle parts and accessories	33,315.58
Czech Republic	SVOS spol. s.r.o.	Motor vehicles, special purpose	71,720.59
Czech Republic	SVOS SPOL S.R.O.	MOTOR VEHICLES AND PARTS AND ACCESS	5,083,924.68
Czech Republic	SVOS SPOL S.R.O.	MOTOR VEHICLES AND PARTS AND ACCESS	2,369,999.09
Czech Republic	SVOS SPOL S.R.O.	MOTOR VEHICLES AND PARTS AND ACCESS	1,364,998.08
Czech Republic	SVOS SPOL S.R.O.	MOTOR VEHICLES AND PARTS AND ACCESS	983,703.05
Czech Republic	SVOS SPOL S.R.O.	MOTOR VEHICLES AND PARTS AND ACCESS	828,396.27
Czech Republic	SVOS SPOL S.R.O.	MOTOR VEHICLES AND PARTS AND ACCESS	575,187.79
Czech Republic	SVOS SPOL S.R.O.	MOTOR VEHICLES AND PARTS AND ACCESS	141,598.32
Czech Republic	SVOS SPOL S.R.O.	MOTOR VEHICLES AND PARTS AND ACCESS	134,181.52
Czech Republic	SVOS SPOL S.R.O.	MOTOR VEHICLES AND PARTS AND ACCESS	126,700.68
Czech Republic	SVOS SPOL S.R.O.	MOTOR VEHICLES, SPECIAL PURPOSE	245,418.84
Democratic Republic of the Congo	BEKI CONSTRUCT	Bituminous mixtures based on natural asphalt, on natural bitumen etc.	74,400.00
Democratic Republic of the Congo	BEKI CONSTRUCT	Bituminous mixtures based on natural asphalt, on natural bitumen etc.	36,750.00
Democratic Republic of the Congo	BEKI CONSTRUCT	Sands	75,000.00
Democratic Republic of the Congo	BEKI CONSTRUCT	Sands	30,000.00
Democratic Republic of the Congo	BKM TRADING	Audio and video accessories	44,468.00
Democratic Republic of the Congo	BKM TRADING	Primary cells, primary batteries and electric accumulators, parts thereof	30,750.00
Democratic Republic of the Congo	BKM TRADING	Taps, cocks, valves and similar appliances	31,754.00
Democratic Republic of the Congo	BUHENDWA BAGALWA	Granite, sandstone and other monumental or building stone	65,000.00
Democratic Republic of the Congo	BUHENDWA BAGALWA	Granite, sandstone and other monumental or building stone	60,000.00
Democratic Republic of the Congo	BUHENDWA BAGALWA	Timber, hard	34,000.00
Democratic Republic of the Congo	Carriere Sable Gravier (ETS ATANDELE)	Timber, hard	53,588.00
Democratic Republic of the Congo	ETS IRENE BYAMUNGU	Granite, sandstone and other monumental or building stone	37,345.00
Democratic Republic of the Congo	ETS LA GONAIVE	Granite, sandstone and other monumental or building stone	55,600.00
Democratic Republic of the Congo	ETS LIMIF TRADING	Cements	31,200.00
Democratic Republic of the Congo	ETS LIMIF TRADING	Granite, sandstone and other monumental or building stone	122,100.00
Democratic Republic of the Congo	ETS MWAJUMA	Granite, sandstone and other monumental or building stone	39,600.00
Democratic Republic of the Congo	ETS SISI KAPONDA	Construction goods, ceramic, other	32,250.00
Democratic Republic of the Congo	EVA GREEN BUSINESS	Granite, sandstone and other monumental or building stone	32,500.00
Democratic Republic of the Congo	EVA GREEN BUSINESS	Granite, sandstone and other monumental or building stone	32,500.00
Democratic Republic of the Congo	FAREPE COMMERCIAL	Iron or steel, flat rolled products thereof, not further worked than hot rolled	99,735.25
Democratic Republic of the Congo	Genitec s.p.r.l.	Air conditioning, cold chain and refrigerating equipment	56,215.93
Democratic Republic of the Congo	Genitec s.p.r.l.	Granite, sandstone and other monumental or building stone	130,000.00
Democratic Republic of the Congo	Genitec s.p.r.l.	Granite, sandstone and other monumental or building stone	48,672.50
Democratic Republic of the Congo	GLC General C.	Granite, sandstone and other monumental or building stone	53,038.00
Democratic Republic of the Congo	Maison ELVA	Granite, sandstone and other monumental or building stone	30,000.00
Democratic Republic of the Congo	MAISON HEISEL	Doors and their frames and thresholds, of wood	32,226.00
Democratic Republic of the Congo	MAISON M.K.H	Timber, hard	40,000.00
Democratic Republic of the Congo	Maison MKH	Doors and their frames and thresholds, of wood	72,216.00
Democratic Republic of the Congo	MINGI IMMOBILIER	Granite, sandstone and other monumental or building stone	51,745.00
Democratic Republic of the Congo	MINGI IMMOBILIER	Iron or steel, flat rolled products thereof, not further worked than hot rolled	74,000.00
Democratic Republic of the Congo	MINGI IMMOBILIER	Mortars and concretes, non-refractory	358,800.00
Democratic Republic of the Congo	MINING DRILLING & CONSTRUCTION SPRL "MIDRILCO SPRL"	Coal or rock cutters and tunnelling, boring and sinking machinery	300,000.00
Democratic Republic of the Congo	MINING DRILLING & CONSTRUCTION SPRL "MIDRILCO SPRL"	Coal or rock cutters and tunnelling, boring and sinking machinery	142,825.00
Democratic Republic of the Congo	MINING DRILLING & CONSTRUCTION SPRL "MIDRILCO SPRL"	Coal or rock cutters and tunnelling, boring and sinking machinery	36,215.00
Democratic Republic of the Congo	MIS IMPRESSIONS	Paper and paperboard products, other	68,010.00
Democratic Republic of the Congo	MIS IMPRESSIONS	Paper and paperboard products, other	40,155.00
Democratic Republic of the Congo	MSON. JLM CONSTRUCT	Plywood	43,453.08
Democratic Republic of the Congo	NEW AMZA CONSTRUCTION	Domestic metal products	183,558.00
Democratic Republic of the Congo	NEW AMZA CONSTRUCTION	Insulated wire and cable; optical fibre cables	40,000.00
Democratic Republic of the Congo	NEW AMZA CONSTRUCTION	Sanitaryware and plumbing fixtures, plastic	30,000.00
Democratic Republic of the Congo	Ntagahwa Mirenge Panda	Granite, sandstone and other monumental or building stone	54,980.00
Democratic Republic of the Congo	PEINTURE MAG	Paints and varnishes (including enamels and lacquers) and related products	40,000.00
Democratic Republic of the Congo	PIERRE MBUNZA	Cements	40,000.00
Democratic Republic of the Congo	PIESAUTO	Electric motors, generators and the like	33,853.60
Democratic Republic of the Congo	PROTON SPRL	Electricity distribution or control apparatus	40,000.00
Democratic Republic of the Congo	QUINCAILLERIE & ALIMENTATION LA JOIE	Granite, sandstone and other monumental or building stone	48,000.00
Democratic Republic of the Congo	QUINCAILLERIE FULL BUSINESS	Granite, sandstone and other monumental or building stone	50,000.00
Democratic Republic of the Congo	QUINCAILLERIE GLOIRE A DIEU	Doors and their frames and thresholds, of wood	35,000.00
Democratic Republic of the Congo	QUINCAILLERIE GLOIRE A DIEU	Granite, sandstone and other monumental or building stone	40,000.00
Democratic Republic of the Congo	QUINCAILLERIE GLOIRE A DIEU	Granite, sandstone and other monumental or building stone	37,495.00
Democratic Republic of the Congo	QUINCAILLERIE GLOIRE A DIEU	Iron and steel metallurgy, primary materials thereof	40,000.00
Democratic Republic of the Congo	Quincaillerie Karibu	Granite, sandstone and other monumental or building stone	30,000.00
Democratic Republic of the Congo	Quincaillerie Kivu Stars	Granite, sandstone and other monumental or building stone	31,500.00
Democratic Republic of the Congo	Quincaillerie Kivu Stars	Lubricating preparations	35,000.00
Democratic Republic of the Congo	QUINCAILLERIE MAMLAKA	Granite, sandstone and other monumental or building stone	35,000.00
Democratic Republic of the Congo	QUING MATERIAUX S.P.R.L	Electrical equipment n.e.c.	30,000.00
Democratic Republic of the Congo	QUING MATERIAUX S.P.R.L	Electrical equipment n.e.c.	30,000.00
Democratic Republic of the Congo	QUING MATERIAUX S.P.R.L	General purpose machinery, parts and accessories thereof	30,000.00
Democratic Republic of the Congo	QUING MATERIAUX S.P.R.L	Iron or steel, flat rolled products thereof, not further worked than hot rolled	60,000.00
Democratic Republic of the Congo	QUING MATERIAUX S.P.R.L	Sanitaryware and plumbing fixtures, plastic	30,000.00
Democratic Republic of the Congo	RANDY MOTORS	Insulated wire and cable; optical fibre cables	604,719.25
Democratic Republic of the Congo	SELF SERVICES COMPANY	Electricity distribution or control apparatus	40,000.00
Democratic Republic of the Congo	SOCIETE TEXTILE DE KISANGANI S.A.R.L (SOTEXKI)	Fabrics, pile and chenille, woven, of cotton	33,000.00
Democratic Republic of the Congo	SOCIETE TEXTILE DE KISANGANI S.A.R.L (SOTEXKI)	Transfers (decalcomanias); printed calendars; other printed matter	88,000.00
Democratic Republic of the Congo	SOEXCCO (SOCIETE D'EXPANSION COMMERCIAL AU CONGO)	Granite, sandstone and other monumental or building stone	41,935.00
Democratic Republic of the Congo	SOFIRO SPRL	Motor vehicle parts and accessories	40,000.00
Democratic Republic of the Congo	UNITED NATIONS CHILDREN FUND (UNICEF-KINSHASA)	Pharmaceutical products n.e.c.	44,150.50
Democratic Republic of the Congo	Y.M RICHARD	Electricity distribution or control apparatus	40,000.00
Denmark	CICCI ApS	Buildings, prefabricated for office, school, home or warehouse	132,495.95
Denmark	CICCI ApS	Electricity distribution or control apparatus, parts and accessories thereof	80,960.68
Denmark	CICCI HOLDING	Telecommunication equipment, other	45,874.03
Denmark	CICCI HOLDING LTD.	Plastic articles n.e.c.	33,602.88
Denmark	CICCI HOLDING LTD.	Transmitting and communicating equipment for edp, eg. modems, pc servers etc.	81,549.55
Denmark	CONNECTRA APS	Safety equipment	245,773.00
Denmark	Connectra ApS	Safety equipment	105,246.80
Denmark	CONNECTRA ApS	Safety equipment	94,293.00
Denmark	CONNECTRA APS	Safety equipment	54,050.00
Denmark	COPENHAGEN GLOBAL A/S	MOTOR VEHICLES AND PARTS AND ACCESS	6,211,809.08
Denmark	COPENHAGEN GLOBAL A/S	MOTOR VEHICLES AND PARTS AND ACCESS	273,221.84
Denmark	Dan Office Ltd	Equipment and accessories for connecting edp equipment intonetworks	236,485.00
Denmark	Dan Office Ltd	Equipment and accessories for connecting edp equipment intonetworks	37,416.00
Denmark	Dan Office Ltd	Expendables for use with edp equipment	48,554.08
Denmark	DAN OFFICE LTD	Expendables for use with edp equipment	41,887.01

## Major purchase orders by UN organization

AGENCY			PO Value
Location of Supplier	Name of Supplier	Description of Goods	USD
<b>UNPD continued</b>			
Denmark	Dan Office Ltd	Printing and plotting devices for edp equipment	396,800.00
Denmark	Dan Office Ltd	Printing and plotting devices for edp equipment	52,487.01
Denmark	Dan Office Ltd	Printing and plotting devices for edp equipment	52,233.77
Denmark	Dan Office Ltd	Protection devices for edp equipment	121,920.00
Denmark	Dan Office Ltd	Protection devices for edp equipment	59,125.00
Denmark	DAN OFFICE LTD	Telecommunication equipment, parts and accessories thereof	50,164.00
Denmark	DAN OFFICE PLC	Expansion cards & other add-on hard- or firm-ware	163,350.00
Denmark	DAN OFFICE PLC	Expensables for use with edp equipment	402,180.00
Denmark	DAN OFFICE PLC	Expensables for use with edp equipment	312,484.00
Denmark	DAN OFFICE PLC	Expensables for use with edp equipment	94,270.20
Denmark	DAN OFFICE PLC	Mini-computers	36,000.00
Denmark	DAN OFFICE PLC	Printing and plotting devices for edp equipment	612,161.92
Denmark	DAN OFFICE PLC	Printing and plotting devices for edp equipment	371,800.00
Denmark	DAN OFFICE PLC	Printing and plotting devices for edp equipment	308,480.00
Denmark	DAN OFFICE PLC	Printing and plotting devices for edp equipment	75,334.20
Denmark	DAN OFFICE PLC	Printing and plotting devices for edp equipment	74,000.00
Denmark	DAN OFFICE PLC	Printing and plotting devices for edp equipment	55,746.75
Denmark	DAN OFFICE PLC	Printing and plotting devices for edp equipment	42,840.00
Denmark	DAN OFFICE PLC	Printing and plotting devices for edp equipment	33,056.00
Denmark	DAN OFFICE PLC	Printing and plotting devices for edp equipment	32,668.39
Denmark	DAN OFFICE PLC	Software licences	45,269.00
Denmark	DAN OFFICE PLC	Telecommunication equipment, parts and accessories thereof	99,950.00
Denmark	DAN OFFICE PLC	Transmitting and communicating equipment for edp, eg. modems, pc servers etc.	39,751.00
Denmark	DAN OFFICE TRADING	Micro-computers	197,548.00
Denmark	DAN OFFICE TRADING	Micro-computers	55,168.00
Denmark	DAN OFFICE TRADING	Micro-computers	40,092.80
Denmark	DAN OFFICE TRADING	Processing units for edp, other	50,180.00
Denmark	DAN OFFICE TRADING	Telecommunication equipment, parts and accessories thereof	366,461.44
Denmark	DAN:OFFICE APS	Expensables for use with edp equipment	59,831.00
Denmark	DAN:OFFICE APS	Expensables for use with edp equipment	43,334.56
Denmark	DAN:OFFICE APS	Expensables for use with edp equipment	39,379.60
Denmark	DAN:OFFICE APS	Telecommunication equipment, other	81,698.00
Denmark	DAN:OFFICE APS	Telephonic apparatus, other	68,779.00
Denmark	DAN:OFFICE APS	Transmitting and communicating equipment for edp, eg. modems, pc servers etc.	40,419.00
Denmark	DANOFFICE	Edp equipment n.e.c.	236,102.00
Denmark	DANOFFICE	Equipment and accessories for connecting edp equipment inonetworks	640,359.00
Denmark	DANOFFICE	Equipment and accessories for connecting edp equipment inonetworks	112,875.00
Denmark	DANOFFICE	Equipment and accessories for connecting edp equipment inonetworks	67,256.00
Denmark	DANOFFICE	Expansion cards & other add-on hard- or firm-ware	83,320.00
Denmark	DANOFFICE	Expansion cards & other add-on hard- or firm-ware	42,764.00
Denmark	DANOFFICE	Expensables for use with edp equipment	408,781.46
Denmark	DANOFFICE	Expensables for use with edp equipment	221,347.94
Denmark	DANOFFICE	Expensables for use with edp equipment	150,230.97
Denmark	DANOFFICE	Expensables for use with edp equipment	149,132.45
Denmark	DANOFFICE	Expensables for use with edp equipment	123,317.50
Denmark	DANOFFICE	Expensables for use with edp equipment	98,347.81
Denmark	DANOFFICE	Expensables for use with edp equipment	90,967.53
Denmark	DANOFFICE	Expensables for use with edp equipment	78,965.07
Denmark	DANOFFICE	Expensables for use with edp equipment	39,736.24
Denmark	DANOFFICE	Expensables for use with edp equipment	34,776.12
Denmark	DANOFFICE	Optical storage units	522,384.00
Denmark	DANOFFICE	Photocopying apparatus	81,895.00
Denmark	DANOFFICE	Printing and bookbinding equipment	42,527.99
Denmark	DANOFFICE	Printing and plotting devices for edp equipment	260,027.00
Denmark	DANOFFICE	Printing and plotting devices for edp equipment	73,894.29
Denmark	DANOFFICE	Printing and plotting devices for edp equipment	48,437.00
Denmark	DANOFFICE	Printing and plotting devices for edp equipment	38,880.00
Denmark	DANOFFICE	Protection devices for edp equipment	78,500.00
Denmark	DANOFFICE	Protection devices for edp equipment	54,480.00
Denmark	DANOFFICE	Telecommunication equipment, other	120,470.00
Denmark	DANOFFICE	Telecommunication equipment, parts and accessories thereof	54,899.00
Denmark	DANOFFICE	Telecommunication equipment, parts and accessories thereof	49,178.28
Denmark	DANOFFICE	Telephonic apparatus, other	36,380.00
Denmark	DANOFFICE	Transmitting and communicating equipment for edp, eg. modems, pc servers etc.	286,310.00
Denmark	DANOFFICE APS	Edp equipment n.e.c.	127,012.00
Denmark	DANOFFICE APS	Edp equipment n.e.c.	63,506.00
Denmark	DANOFFICE APS	Edp equipment n.e.c.	41,493.00
Denmark	Danoffice ApS	Electricity distribution or control apparatus	155,992.00
Denmark	DANOFFICE APS	Equipment and accessories for connecting edp equipment inonetworks	454,426.00
Denmark	DANOFFICE APS	Equipment and accessories for connecting edp equipment inonetworks	361,895.00
Denmark	DANOFFICE APS	Equipment and accessories for connecting edp equipment inonetworks	230,117.00
Denmark	DANOFFICE APS	Equipment and accessories for connecting edp equipment inonetworks	79,951.00
Denmark	DANOFFICE APS	Equipment and accessories for connecting edp equipment inonetworks	72,402.00
Denmark	Danoffice ApS	Expensables for use with edp equipment	395,960.82
Denmark	DANOFFICE APS	Expensables for use with edp equipment	50,233.07
Denmark	DANOFFICE APS	Expensables for use with edp equipment	44,521.91
Denmark	DANOFFICE APS	Expensables for use with edp equipment	32,622.98
Denmark	Danoffice ApS	Expensables for use with edp equipment	30,454.78
Denmark	Danoffice ApS	Micro-computers	753,035.99
Denmark	DANOFFICE APS	Office and accounting machinery, parts and accessories thereof	41,232.50
Denmark	Danoffice ApS	Optical input/output units, such as scanners, optical readers etc.	497,670.00
Denmark	Danoffice ApS	Printing and plotting devices for edp equipment	621,637.50
Denmark	DANOFFICE APS	Printing and plotting devices for edp equipment	89,840.00
Denmark	DANOFFICE APS	Printing and plotting devices for edp equipment	44,138.00
Denmark	DANOFFICE APS	Storage unit accessories	425,978.00
Denmark	DANOFFICE APS	Storage unit accessories	96,812.00
Denmark	Danoffice ApS	Trailers and semi-trailers; containers	44,628.00
Denmark	DANOFFICE APS	Transmitting and communicating equipment for edp, eg. modems, pc servers etc.	54,646.00
Denmark	DANOFFICE PLC	Equipment and accessories for connecting edp equipment inonetworks	52,525.00
Denmark	DANOFFICE PLC	Expensables for use with edp equipment	172,489.34
Denmark	DANOFFICE PLC	Expensables for use with edp equipment	33,214.81
Denmark	DANOFFICE PLC	Micro-computers	181,260.00
Denmark	DANOFFICE PLC	Micro-computers	93,152.00
Denmark	DANOFFICE PLC	Printing and plotting devices for edp equipment	142,971.00
Denmark	DANOFFICE PLC	Printing and plotting devices for edp equipment	32,224.00
Denmark	DANOFFICE PLC	Processing units for edp, other	46,852.00
Denmark	DANOFFICE PLC	Processing units for edp, other	44,668.00
Denmark	DANOFFICE PLC	MICRO-COMPUTERS	719,862.00
Denmark	DANOFFICE PLC	OPTICAL INPUT/OUTPUT UNITS, SUCH AS	323,093.00
Denmark	DANOFFICE PLC	OPTICAL INPUT/OUTPUT UNITS, SUCH AS	105,275.00
Denmark	DANOFFICE PLC	TRANSMITTING AND COMMUNICATING EQUI	773,110.57
Denmark	DANOFFICE PLC	TRANSMITTING AND COMMUNICATING EQUI	32,434.17
Denmark	Johs. Gram-Hanssen A/S	Angles, shapes and sections, of iron or non-alloy steel	412,550.00
Denmark	JOHS. GRAM-HANSSEN A/S	Angles, shapes and sections, of iron or non-alloy steel	168,285.00
Denmark	Johs. Gram-Hanssen A/S	Angles, shapes and sections, of iron or non-alloy steel	114,904.00
Denmark	JOHS. GRAM-HANSSEN A/S	Angles, shapes and sections, of iron or non-alloy steel	92,692.50
Denmark	JOHS. GRAM-HANSSEN A/S	Plywood	188,885.00
Denmark	JOHS. GRAM-HANSSEN A/S	Plywood	152,015.50
Denmark	JOHS. GRAM-HANSSEN A/S	Stoppers, caps, lids and other metal packing accessories; wire and wire products	90,825.00
Denmark	Johs. Gram-Hanssen A/S	Timber, soft	189,536.00
Denmark	Johs. Gram-Hanssen A/S	Timber, soft	142,082.00
Denmark	JOHS. GRAM-HANSSEN A/S	IRON AND STEEL, BASIC	45,072.00
Denmark	JOHS. GRAM-HANSSEN A/S	Crowd control equipment	44,124.00

## Major purchase orders by UN organization

AGENCY			PO Value
Location of Supplier	Name of Supplier	Description of Goods	USD
<b>UNPD continued</b>			
Denmark	JOHS.GRAM-HANSEN A/S	Crowd control equipment	38,336.00
Denmark	JOHS.GRAM-HANSEN A/S	Crowd control equipment	35,482.50
Denmark	JOHS.GRAM-HANSEN A/S	Insulated wire and cable; optical fibre cables	862,120.51
Denmark	JOHS.GRAM-HANSEN A/S	Plywood	865,992.00
Denmark	JOHS.GRAM-HANSEN A/S.	Structures, other, and sections of iron, steel or aluminium	80,668.00
Denmark	Kuehne and Nagel	Camping equipment	34,750.00
Denmark	PETER JUSTESEN COMPANY A/S	Security equipment, special purpose	87,262.40
Denmark	PLANSON EUROPE	Expendables for use with edp equipment	56,807.00
Denmark	PLANSON EUROPE	Mini-computers	32,690.00
Denmark	PLANSON EUROPE	Telecommunication equipment, other	31,231.00
Denmark	PRATEC GROUP A/S	Electric motors, generators and the like	34,350.65
Denmark	UNITED NATIONS FUND FOR POPULATION ACTIVITIES	Pharmaceutical products n.e.c.	85,835.15
Denmark	WPC Denmark Aps	Electricity distribution or control apparatus, parts and accessories thereof	45,761.30
Dominican Republic	BDC SERRALLES S.A.	Filtering and purifying equipment	59,450.66
Dominican Republic	CEDIMAT	Articles for medical or surgical purposes n.e.c.	199,999.83
Dominican Republic	CORPORACION DE ASFALTO, S.A.	Asphalt or similar material, articles thereof	52,145.20
Dominican Republic	CORPORACION DE ASFALTO, S.A.	Asphalt or similar material, articles thereof	51,502.00
Dominican Republic	G4S Security Services, S.A.	Seats and chairs	117,767.54
Dominican Republic	HIDROTEC S.R.L.	Coal or rock cutters and tunnelling, boring and sinking machinery	169,108.80
Dominican Republic	HIDROTEC S.R.L.	Containers of iron, steel or aluminium	58,000.00
Dominican Republic	INVERSIONES VALCAR, S.R.L	Motor spirit (gasoline), including aviation spirit	30,793.04
Dominican Republic	LABORATORIOS BIO-MEDICA MG, S.A.	Articles for medical or surgical purposes n.e.c.	50,595.00
Dominican Republic	LABORATORIOS BIO-MEDICA MG, S.A.	Articles for medical or surgical purposes n.e.c.	40,241.00
Dominican Republic	MADIG DOMINICANA	Asphalt or similar material, articles thereof	88,700.00
Dominican Republic	MADIG DOMINICANA	Clothing of textile materials	56,640.48
Dominican Republic	MADIG DOMINICANA	Laboratory equipment, miscellaneous	33,457.46
Dominican Republic	MADIG DOMINICANA	Structural components, prefabricated, of cement or concrete	71,165.00
Dominican Republic	WIND TELECOM	Telephone equipment	191,717.52
Egypt	EGYPTIAN MULTI SERVICES CO (EGMCO)	Domestic metal products	35,930.00
Finland	PATRIA LAND SERVICES OY	Motor vehicle parts and accessories	74,662.83
Finland	PATRIA LAND SERVICES OY	Motor vehicle parts and accessories	60,718.91
Finland	STONESOFT CORPORATION	Equipment and accessories for connecting edp equipment intonetworks	92,845.80
Finland	Stonesoft Corporation	Software licences	116,821.80
Finland	Stonesoft Corporation	Software licences	112,662.39
France	AVIFIL	Pumps, other than water pumps; air or other gas compressors	48,770.19
France	CMA-CGM	Electric motors, generators and the like	79,290.00
France	DIRECTION GENERALE DE L'ECONOMAT DES ARMEES	Food products, other	87,610.23
France	ECONOMAT DE L'ARMEE	Food products, other	46,417.39
France	ECONOMAT DES ARMEES	Food products, other	1,105,826.09
France	ECONOMAT DES ARMEES	Food products, other	167,389.30
France	ECONOMAT DES ARMEES	Food products, other	127,153.73
France	ECONOMAT DES ARMEES	Food products, other	110,773.74
France	ECONOMAT DES ARMEES	Food products, other	78,841.30
France	ECONOMAT DES ARMEES	Food products, other	59,918.28
France	Economat Des Armees	Food products, other	4,452,088.96
France	Economat Des Armees	Food products, other	1,896,313.73
France	ECONOMAT DES ARMEES	Food products, other	887,391.30
France	ECONOMAT DES ARMEES	Food products, other	864,220.18
France	ECONOMAT DES ARMEES	Food products, other	852,081.82
France	ECONOMAT DES ARMEES	Food products, other	751,803.48
France	ECONOMAT DES ARMEES	Food products, other	640,608.81
France	ECONOMAT DES ARMEES	Food products, other	582,811.66
France	ECONOMAT DES ARMEES	Food products, other	360,091.74
France	ECONOMAT DES ARMEES	Food products, other	44,365.01
France	ECONOMAT DES ARMEES	Food products, other	43,298.12
France	Economat Des Armees	General purpose machinery, parts and accessories thereof	1,749,312.66
France	ECONOMAT DES ARMEES	Meat, meat offal or blood, preserves and preparations thereof	255,295.65
France	ECONOMAT DES ARMEES 26;RUE DELIZY	Food products, other	61,873.99
France	G. FERON E. DE CLEBSATTEL. SA	Buildings, prefabricated for office, school, home or warehouse	85,727.08
France	GROUPE MULLIEZ FLORY	Clothing of textile materials	496,614.00
France	Groupe Mulliez Flory	Clothing of textile materials	261,873.62
France	GROUPE MULLIEZ FLORY	Clothing of textile materials	86,546.00
France	GROUPE MULLIEZ FLORY	Clothing of textile materials	74,850.50
France	Groupe Mulliez Flory	Clothing of textile materials	54,854.20
France	GROUPE MULLIEZ FLORY	Clothing of textile materials	49,350.00
France	GROUPE MULLIEZ FLORY	CLOTHING OF TEXTILE MATERIALS	77,923.15
France	GROUPE MULLIEZ-FLORY	Clothing of textile materials	161,280.00
France	IEC TELECOM	TELECOMMUNICATION EQUIPMENT	46,015.00
France	MANITOU	Motor vehicle parts and accessories	134,114.17
France	MANITOU BF	MOTOR VEHICLES AND PARTS AND ACCESS	247,494.10
France	RENAULT TRUCKS	Accumulators, electric	161,372.19
France	RENAULT TRUCKS	Motor vehicle parts and accessories	246,417.22
France	RENAULT TRUCKS	Motor vehicle parts and accessories	240,708.93
France	RENAULT TRUCKS	Motor vehicle parts and accessories	203,740.63
France	RENAULT TRUCKS	Motor vehicle parts and accessories	161,092.23
France	RENAULT TRUCKS	Motor vehicle parts and accessories	78,451.65
France	RENAULT TRUCKS	Motor vehicle parts and accessories	53,744.21
France	RENAULT TRUCKS	Motor vehicle parts and accessories	46,815.95
France	RENAULT TRUCKS	Motor vehicle parts and accessories	38,490.65
France	RENAULT TRUCKS	MOTOR VEHICLES AND PARTS AND ACCESS	1,286,939.63
France	RENAULT TRUCKS	MOTOR VEHICLES AND PARTS AND ACCESS	861,829.60
France	RENAULT TRUCKS	MOTOR VEHICLES AND PARTS AND ACCESS	631,056.99
France	RENAULT TRUCKS	MOTOR VEHICLES AND PARTS AND ACCESS	595,927.60
France	RENAULT TRUCKS	MOTOR VEHICLES AND PARTS AND ACCESS	456,014.16
France	RENAULT TRUCKS	MOTOR VEHICLES AND PARTS AND ACCESS	428,873.32
France	RENAULT TRUCKS	MOTOR VEHICLES AND PARTS AND ACCESS	349,048.88
France	RENAULT TRUCKS	MOTOR VEHICLES AND PARTS AND ACCESS	308,371.18
France	RENAULT TRUCKS	MOTOR VEHICLES AND PARTS AND ACCESS	280,976.96
France	RENAULT TRUCKS	MOTOR VEHICLES AND PARTS AND ACCESS	103,166.46
France	RENAULT TRUCKS	MOTOR VEHICLES AND PARTS AND ACCESS	98,408.20
France	RENAULT TRUCKS	MOTOR VEHICLES AND PARTS AND ACCESS	38,001.18
France	Renault Trucks International	Motor vehicle parts and accessories	317,950.98
France	Renault Trucks International	Motor vehicle parts and accessories	33,026.81
France	Spot Image	Maps and charts	768,039.75
France	SPOT IMAGE	Maps and charts	202,077.75
France	SPOT IMAGE	Maps and charts	81,869.51
France	SPOT IMAGE	Maps and charts	50,751.30
France	TOTAL OUTRE-MER	Gas oils (diesel oil)	32,268.15
Germany	BARCO CONTROL ROOMS GMBH	Projecting equipment, other	183,532.54
Germany	FAI RENT-A-JET AKTIENGESELLSCHAFT	Motor vehicles, special purpose	40,000.00
Germany	FLEISCHHACKER GMBH & CO KG	Medical, surgical or dental instruments and appliances	31,638.57
Germany	Fleischhacker GmbH & Co. KG	Articles for medical or surgical purposes n.e.c.	266,732.87
Germany	Fleischhacker GmbH & Co. KG	Articles for medical or surgical purposes n.e.c.	243,638.78
Germany	Fleischhacker GmbH & Co. KG	Articles for medical or surgical purposes n.e.c.	147,122.06
Germany	FLEISCHHACKER GMBH & CO. KG	Articles for medical or surgical purposes n.e.c.	121,114.02
Germany	FLEISCHHACKER GMBH & CO. KG	Articles for medical or surgical purposes n.e.c.	92,821.53
Germany	FLEISCHHACKER GMBH & CO. KG	Articles for medical or surgical purposes n.e.c.	51,524.53
Germany	Fleischhacker GmbH & Co. KG	Articles for medical or surgical purposes n.e.c.	44,515.32
Germany	FLEISCHHACKER GMBH & CO. KG	Articles for medical or surgical purposes n.e.c.	38,240.32
Germany	FLEISCHHACKER GMBH & CO. KG	Articles for medical or surgical purposes n.e.c.	30,208.80
Germany	Fleischhacker GmbH & Co. KG	Buildings, prefabricated for office, school, home or warehouse	901,282.01
Germany	Fleischhacker GmbH & Co. KG	Equipment for hospital care	1,371,265.20
Germany	Fleischhacker GmbH & Co. KG	General purpose machinery, parts and accessories thereof	74,963.60

## Major purchase orders by UN organization

AGENCY			PO Value
Location of Supplier	Name of Supplier	Description of Goods	USD
UNPD continued			
Germany	FLEISCHHACKER GMBH & CO. KG	Laboratory equipment, miscellaneous	37,224.41
Germany	FLEISCHHACKER GMBH & CO. KG	Mechano-therapy appliances, respiration apparatus etc.	35,101.78
Germany	Fleischhacker GmbH & Co. KG	Medical, surgical or dental instruments and appliances	71,445.06
Germany	FLEISCHHACKER GMBH & CO. KG	Medical, surgical or dental instruments and appliances	42,624.05
Germany	FLEISCHHACKER GMBH & CO. KG	Modelling pastes, dental plaster preps., laboratory reagents etc.	55,425.39
Germany	Fleischhacker GmbH & Co. KG	Mortuary supplies	222,506.08
Germany	Fleischhacker GmbH & Co. KG	Pharmaceutical products n.e.c.	102,186.72
Germany	Fleischhacker GmbH & Co. KG	Pharmaceutical products n.e.c.	37,669.34
Germany	FLEISCHHACKER GMBH & CO. KG	ARTICLES FOR MEDICAL OR SURGICAL PU	340,455.54
Germany	FLEISCHHACKER GMBH & CO. KG	ARTICLES FOR MEDICAL OR SURGICAL PU	49,406.98
Germany	FLEISCHHACKER GMBH & CO.;KG	Articles for medical or surgical purposes n.e.c.	74,276.71
Germany	FLEISCHHACKER GMBH & CO.;KG	Articles for medical or surgical purposes n.e.c.	33,047.91
Germany	FLEISCHHACKER, GMBH & CO., KG	Laboratory equipment n.e.c.	33,023.03
Germany	FLEISCHHACKER, GMBH & CO., KG	Medical, surgical or dental instruments and appliances	128,706.05
Germany	KARCHER Futuretech GmbH	Domestic metal products	447,303.92
Germany	KASSBOHRER GELANDEFahrZEUG AG	Motor vehicle parts and accessories	42,647.35
Germany	KASSBOHRER GELANDEFahrZEUG AG	Motor vehicle parts and accessories	35,534.15
Germany	Motorola Solutions UK Limited	Telecommunication equipment, parts and accessories thereof	272,244.70
Germany	Muller+Partner GmbH - International Logistics	Stoppers, caps, lids and other metal packing accessories; wire and wire products	36,180.91
Germany	NOWAR SECURITY EQUIPMENT	Firearms and ammunition	177,888.20
Germany	NOWAR SECURITY EQUIPMENT	Firearms and ammunition	42,635.66
Germany	NOWAR SECURITY EQUIPMENT	Security equipment, special purpose	143,695.00
Germany	NOWAR SECURITY EQUIPMENT	Security equipment, special purpose	111,375.24
Germany	NOWAR SECURITY EQUIPMENT	Security equipment, special purpose	66,832.30
Germany	NOWAR SECURITY EQUIPMENT	Security equipment, special purpose	43,250.33
Germany	NOWAR SECURITY EQUIPMENT	Security equipment, special purpose	37,018.63
Germany	NOWAR SECURITY EQUIPMENT GMBH	Crowd control equipment	55,345.00
Germany	NOWAR SECURITY EQUIPMENT GMBH	Firearms and ammunition	484,469.57
Germany	NOWAR SECURITY EQUIPMENT GMBH	Firearms and ammunition	152,942.36
Germany	NOWAR SECURITY EQUIPMENT GMBH	Firearms and ammunition	141,900.62
Germany	NOWAR SECURITY EQUIPMENT GMBH	Firearms and ammunition	68,843.28
Germany	Nowar Security Equipment GmbH	Firearms and ammunition	58,706.47
Germany	NOWAR SECURITY EQUIPMENT GMBH	Firearms and ammunition	49,922.36
Germany	Nowar Security Equipment GmbH	Twine, cordage, rope and cables	53,425.25
Germany	Safegate Germany GMBH	Lighting equipment	99,639.51
Germany	SUPREME FOODSERVICE GmBh	Meat and edible offal	5,492,483.60
Germany	SUPREME FOODSERVICE GmBh	Meat and edible offal	308,094.36
Germany	SUPREME FOODSERVICE GmBh	Meat and edible offal, fresh, chilled or frozen n.e.c.	868,719.54
Germany	SUPREME FOODSERVICE GmBh	Security printing, finished articles	10,920,104.44
Germany	VALLON GMBH	Lighting equipment	41,360.26
Guinea-Bissau	Petromar - Sociedad de Abastecimientos Petroliferos, Lda	Fuel oils, n.e.c.	194,404.88
Guinea-Bissau	Petromar - Sociedad de Abastecimientos Petroliferos, Lda	Fuel oils, n.e.c.	78,761.93
Guinea-Bissau	Petromar - Sociedad de Abastecimientos Petroliferos, Lda	Fuel oils, n.e.c.	78,482.93
Haiti	ACIERIE D'HAITI	Wood, sawn of chipped lengthwise, sliced or peeled	100,955.00
Haiti	CHARLES FEQUIERE SA	Coal or rock cutters and tunnelling, boring and sinking machinery	61,192.32
Haiti	CIMENTERIE NATIONALE S.E.M. (CINA)	Cements	317,515.00
Haiti	CIMENTERIE NATIONALE S.E.M. (CINA)	General purpose machinery, parts and accessories thereof	47,406.00
Haiti	CIMENTERIE NATIONALE S.E.M. (CINA)	Mortars and concretes, non-refractory	202,468.75
Haiti	CIMENTERIE NATIONALE S.E.M. (CINA)	Sands	32,480.00
Haiti	Claude Jean Louis	Expendables for use with edp equipment	90,720.00
Haiti	CULLIGAN - Caribbean Bottling Company S.A.	Waters, not sweetened	85,000.00
Haiti	DIGILAB	Clothing of textile materials	117,500.00
Haiti	GIGATECH	Sands	60,822.50
Haiti	HAYTIAN TRACTOR AND EQUIPMENT Co S.A. (Haytrac)	Lubricating preparations	75,618.93
Haiti	HEMS HAITI S.A.	Articles for medical or surgical purposes n.e.c.	45,304.75
Haiti	ISLAND DISTRIBUTION S.A.	Paints and varnishes (including enamels and lacquers) and related products	121,760.00
Haiti	ISLAND DISTRIBUTION S.A.	Timber, soft	186,764.00
Haiti	LE NOUVEAU MATIN S.A.	Newsprint, hand made-paper and punch card stock	32,400.00
Haiti	LES CAMIONS D'HAITI	Sands	44,000.00
Haiti	LES CAMIONS D'HAITI	Structural components, prefabricated, of cement or concrete	173,925.00
Haiti	LUBEX S.A.	Lubricating preparations	128,751.64
Haiti	MAISON MAX LAROCHE	Sands	84,750.00
Haiti	MAISON MAX LAROCHE	Sands	39,530.00
Haiti	MAISON MAX LAROCHE	Structural components, prefabricated, of cement or concrete	272,499.50
Haiti	MEDIA & COMMUNICATION (MEDIACOM)	Clothing of textile materials	106,650.00
Haiti	PAP SECURITY SERVICES S.A.	Personal care, protection, and mobility devices for people w	1,796,047.00
Haiti	PHIFA	Lubricating preparations	37,207.20
Haiti	SKANDRA S.A.	Registers, account books, note books, order books etc.	50,321.98
Haiti	SOCOPRSA- AVIS	Motor vehicle parts and accessories	33,000.00
Haiti	TOTAL HAITI S.A.	Gas oils (diesel oil)	6,046,739.41
Haiti	UNIVERSAL MOTORS S. A	Motor vehicle parts and accessories	35,000.00
Haiti	YCF GROUP S.A.	Filtering and purifying equipment	168,775.00
Haiti	YCF GROUP S.A.	Structural components, prefabricated, of cement or concrete	64,840.00
India	BCS SWITCHGEAR INDUSTRIES	Iron or steel, flat rolled products thereof, not further worked than hot rolled	218,675.00
India	BCS SWITCHGEAR INDUSTRIES	Iron or steel, flat rolled products thereof, not further worked than hot rolled	218,655.00
India	BCS SWITCHGEAR INDUSTRIES	Stoppers, caps, lids and other metal packing accessories; wire and wire products	958,324.00
India	BCS Switchgear Industries	Structures, other, and sections of iron, steel or aluminium	658,828.00
India	BCS SWITCHGEARS INDUSTRIES	Bars and rods of iron or steel, hot rolled	1,828,451.00
India	TAWI SERVICE STATION	Motor vehicle parts and accessories	31,363.64
India	TECHNO RELIEF OVERSEAS (INDIA) PVT	Domestic metal products	201,819.40
India	Track Manufacturing Co. Pvt. Ltd.	Pharmaceuticals, general	34,718.45
Iraq	AISG, INC	Containers of iron, steel or aluminium	35,626.00
Iraq	AL IRAQ AL HADEITH FOR TRADING AGENCIES	Electric motors, generators and transformers, parts thereof	70,276.00
Iraq	AL SAMI GENERAL TRADE COMPANY LTD.	Cements	34,582.00
Iraq	AL SAMI GENERAL TRADE COMPANY LTD.	Domestic metal products	50,000.00
Iraq	AL SAMI GENERAL TRADE COMPANY LTD.	Fuel oils, n.e.c.	999,915.00
Iraq	AL SAMI GENERAL TRADE COMPANY LTD.	Fuel oils, n.e.c.	683,250.00
Iraq	AL SAMI GENERAL TRADE COMPANY LTD.	Fuel oils, n.e.c.	64,780.00
Iraq	AL SAMI GENERAL TRADE COMPANY LTD.	Insulated wire and cable; optical fibre cables	50,000.00
Iraq	AL SAMI GENERAL TRADE COMPANY LTD.	Microphones, loudspeakers, headphones, earphones, amplifiers	106,750.00
Iraq	AL SAMI GENERAL TRADE COMPANY LTD.	Satellite communication systems	74,055.00
Iraq	AL SAMI GENERAL TRADE COMPANY LTD.	Tubes, pipes and hoses, and fittings thereof, of plastics	98,260.00
Iraq	AL SAMI GENERAL TRADE COMPANY LTD.	Waters, not sweetened	70,800.00
Iraq	AL SAMI GENERAL TRADE COMPANY LTD.	Waters, not sweetened	33,800.00
Iraq	Al-Fadhli Company for General Trading & Constructional, Mechanical & Electrical Contracting	Motor vehicle parts and accessories	43,200.00
Iraq	Alharith Palace Company for General Trade and Contracts	Fuel oils, n.e.c.	548,100.00
Iraq	Alharith Palace Company for General Trade and Contracts	Fuel oils, n.e.c.	427,132.71
Iraq	Alharith Palace Company for General Trade and Contracts	Fuel oils, n.e.c.	141,609.87
Iraq	Alharith Palace Company for General Trade and Contracts	Fuel oils, n.e.c.	60,040.00
Iraq	Areeb Al-Iraq Company For General Trading And Contracting	Fuel oils, n.e.c.	37,062.10
Iraq	AYON AL SABA IRAQI COMPANY	Security equipment, special purpose	45,805.00
Iraq	DYAKO GROUP	Security equipment, special purpose	33,750.00
Iraq	DYAKO GROUP	Soap and cleaning preparations	30,000.00
Iraq	ERBIL FUEL DISTRIBUTION DIRECTORY	Fuel oils, n.e.c.	153,846.15
Iraq	HILAL MEARY AND PARTNERS COMPANY FOR CONTRACTORS	Detergents, perfumes and washing preparations	33,960.61
Iraq	SAMA AL FAYHAA COMPANY	Waters, not sweetened	135,268.00
Iraq	SHUAA NAJIM AL SAMA COMPANY	Fuel oils, n.e.c.	346,319.82
Iraq	SHUAA NAJIM AL SAMA COMPANY	Fuel oils, n.e.c.	115,500.00
Iraq	SHUAA NAJIM AL SAMA COMPANY	Fuel oils, n.e.c.	35,200.00
Ireland	FG WILSON (ENG) LTD	Electric motors, generators and the like	88,711.28
Ireland	FG WILSON (ENGINEERING) LTD.	Electric motors, generators and the like	509,673.57



## Major purchase orders by UN organization

AGENCY			PO Value
Location of Supplier	Name of Supplier	Description of Goods	USD
UNPD continued			
Ireland	FG WILSON (ENGINEERING) LTD.	Electric motors, generators and the like	84,286.58
Ireland	FG WILSON (ENGINEERING) LTD.	Electric motors, generators and transformers, parts thereof	701,751.56
Ireland	FG Wilson Engineering Ltd	Primary cells and primary batteries	88,960.74
Ireland	FG Wilson Engineering Ltd	Primary cells and primary batteries	34,718.26
Ireland	J. Harris ( Assemblers)	Motor vehicle parts and accessories	48,952.31
Ireland	MMI GROUP LTD	Metal goods n.e.c.	147,615.28
Ireland	MMI GROUP LTD	Metal goods n.e.c.	56,293.44
Ireland	MMI GROUP LTD	Metal goods n.e.c.	47,061.70
Ireland	MMI GROUP LTD	Security printing, finished articles	38,485.71
Ireland	MMI GROUP LTD.	Metal goods n.e.c.	79,021.88
Ireland	MMI GROUP LTD.	Metal goods n.e.c.	51,513.17
Ireland	MMI GROUP LTD.	CLOTHING OF TEXTILE MATERIALS	186,000.00
Ireland	Sigma Wireless Communications Ltd	Software licences	33,387.39
Israel	CASA ITALIANA LTD.	Insulated wire and cable; optical fibre cables	69,450.00
Israel	CASA ITALIANA LTD.	Lubricating preparations	43,613.17
Israel	DELEK -ISRAEL FUEL CORPORATION LTD.	Fuel oils, n.e.c.	41,029.51
Israel	E-DRIVE TECHNOLOGY Ltd	Motor vehicle parts and accessories	45,315.00
Israel	E-DRIVE TECHNOLOGY Ltd	Tyres, pneumatic new, inner tubes, solid or cushion tyres, etc.	40,590.00
Israel	E-Drive Technology Ltd.	Electronic components, parts and accessories thereof	72,920.00
Israel	E-Drive Technology Ltd.	Motor vehicle parts and accessories	76,950.00
Israel	E-DRIVE TECHNOLOGY LTD.	Motor vehicle parts and accessories	39,085.00
Israel	ELKIS LTD	Tyres, pneumatic new, inner tubes, solid or cushion tyres, etc.	53,350.00
Israel	L.A.D.M. AGENCIES LTD	Furniture, office, other than chairs	48,033.00
Israel	L.A.D.M. AGENCIES LTD	Linoleum	300,600.00
Israel	LAN-LEE INTERNATIONAL LTD	Agricultural machinery for harvesting	36,880.73
Israel	LAN-LEE INTERNATIONAL LTD	Asphalt or similar material, articles thereof	40,976.00
Israel	LAN-LEE INTERNATIONAL LTD	Electricity distribution or control apparatus, parts and accessories thereof	222,652.00
Israel	LAN-LEE INTERNATIONAL LTD	Insulated wire and cable; optical fibre cables	40,976.00
Israel	LAN-LEE INTERNATIONAL LTD	Laboratory equipment n.e.c.	37,317.62
Israel	LAN-LEE INTERNATIONAL LTD	Sampling equipment, water purification and histology equipment, laboratory	492,178.24
Israel	LAN-LEE INTERNATIONAL LTD	Transmitting and communicating equipment for edp, eg. modems, pc servers etc.	107,460.00
Israel	LINKCOM TELECOM LTD.	Audio visual equipment n.e.c., parts and accessories thereof	34,120.00
Israel	MIFRAM LIMITED	SECURITY AND SAFETY EQUIPMENT	67,031.00
Israel	MIFRAM LIMITED	TRAILERS AND SEMI-TRAILERS; CONTAINERS	242,615.00
Israel	NEVIOT TEVA HAGALIL LTD	Waters, not sweetened	59,787.70
Israel	ODIS FILTERING LTD	Construction materials of plastic; containers of plastic	30,128.70
Israel	ODIS FILTERING LTD	Decanting, distilling, evaporating, extracting, filtering equipment etc.	102,324.85
Israel	ODIS FILTERING LTD	Decanting, distilling, evaporating, extracting, filtering equipment etc.	62,549.00
Israel	Odus Filtering Ltd	Disinfectants	39,827.45
Israel	ODIS Filtering LTD	Filtering and purifying equipment	72,623.85
Israel	ODIS Filtering LTD	General purpose machinery, parts and accessories thereof	50,585.00
Israel	ODIS FILTERING LTD	Power plants	424,826.00
Israel	ODIS FILTERING LTD	Sterilizers, medical, surgical or laboratory	305,806.38
Israel	ODIS FILTERING LTD	Sterilizers, medical, surgical or laboratory	143,355.70
Israel	ODIS FILTERING LTD.	Chemical minerals n.e.c.	34,433.85
Israel	ONSET SYSTEMS ENGINEERING LTD.	Telecommunication equipment, parts and accessories thereof	48,961.70
Israel	PAZ OIL COMPANY LTD.	Gas oils (diesel oil)	451,570.68
Israel	PAZ OIL COMPANY LTD.	Gas oils (diesel oil)	240,865.27
Israel	PAZ OIL COMPANY LTD.	Gas oils (diesel oil)	118,872.79
Israel	Tenders System	Telecommunication equipment, other	59,210.00
Italy	A. BELLOMI S.R.L	Binders, folders and file covers	154,292.62
Italy	AGMIN ITALY	Cements	1,141,269.60
Italy	AGMIN ITALY S.R.L.	Cements	198,510.00
Italy	AGMIN ITALY S.R.L.	Cements	136,310.00
Italy	Agmin Italy s.r.l.	Laboratory equipment, miscellaneous	65,095.00
Italy	AMA SpA	Agricultural machinery, parts and accessories thereof	31,588.83
Italy	AMA SpA	Containers of iron, steel or aluminium	96,233.54
Italy	AMA SpA	Containers of iron, steel or aluminium	68,273.57
Italy	AMA SPA	Industrial catering equipment	107,306.83
Italy	AMA SPA	Laboratory glassware	62,622.52
Italy	AMA SPA - ITALY	Pumps, compressors, valves, etc., parts thereof	161,170.99
Italy	ANRITSU S.P.A.	Electric motors, generators and the like	36,217.54
Italy	ANRITSU S.P.A.	Instruments for measuring temperature or other physical properties n.e.c.	174,198.68
Italy	ARCOS ITALIA DI LATORRE GIORGIA	Wood for joinery and carpentry, other	104,590.50
Italy	C.D.H. SRL	Equipment and accessories for connecting edp equipment intonetworks	71,918.41
Italy	CASSINA	FURNITURE	66,280.00
Italy	CO.EL.MO. S.r.l.	ELECTRIC MOTORS, GENERATORS AND THE	481,304.35
Italy	CO.EL.MO. S.R.L. (Trade Name: COELMO S.R.L)	Electric motors, generators and transformers, parts thereof	141,363.45
Italy	COELMO S.R. L	Electric motors, generators and the like	420,265.42
Italy	COELMO S.R.L	Electric motors, generators and the like	411,088.47
Italy	Coelmo S.R.L	Electric motors, generators and transformers, parts thereof	158,216.13
Italy	COELMO S.R.L	Electric motors, generators and transformers, parts thereof	50,576.10
Italy	COELMO S.R.L	Insulated wire and cable; optical fibre cables	195,301.34
Italy	COELMO S.R.L.	Electric motors, generators and the like	974,585.59
Italy	COELMO S.R.L.	Electric motors, generators and the like	933,774.83
Italy	COELMO S.R.L.	Electric motors, generators and transformers, parts thereof	570,411.84
Italy	COELMO S.R.L.	Electric motors, generators and transformers, parts thereof	71,077.90
Italy	COELMO S.R.L.	Textile articles made-up, other	40,552.24
Italy	COELMO SRL	Electric motors, generators and the like	922,954.42
Italy	COELMO SRL	Electric motors, generators and the like	307,937.09
Italy	CORIMEC ITALIANA S.P.A	Buildings, prefabricated for office, school, home or warehouse	35,573.51
Italy	CORIMEC ITALIANA S.P.A	Prefabricated buildings, parts thereof	435,913.21
Italy	CORIMEC ITALIANA S.P.A.	Buildings, prefabricated for office, school, home or warehouse	378,515.27
Italy	CORIMEC ITALIANA S.p.a.	Prefabricated buildings, parts thereof	102,503.28
Italy	CORIMEC ITALIANA S.P.A.	Stoppers, caps, lids and other metal packing accessories; wire and wire products	204,646.07
Italy	CORIMEC ITALIANA SPA	Buildings, prefabricated for office, school, home or warehouse	1,005,099.38
Italy	CORIMEC ITALIANA SPA	Buildings, prefabricated for office, school, home or warehouse	114,503.28
Italy	CORIMEC ITALIANA SPA	PREFABRICATED BUILDINGS	383,372.19
Italy	DB ELETTRONICA TELECOMUNICAZIONI SPA	Transformers, electrical	51,270.60
Italy	DB ELETTRONICA TELECOMUNICAZIONI SPA	Transformers, electrical	42,223.60
Italy	DELEXPORT ITALIA	Buildings, prefabricated for office, school, home or warehouse	90,039.32
Italy	DELEXPORT ITALIA	Buildings, prefabricated for office, school, home or warehouse	58,217.16
Italy	DELEXPORT ITALIA	Buildings, prefabricated for office, school, home or warehouse	57,640.75
Italy	Delexport Italia s. r. l	Buildings, prefabricated for office, school, home or warehouse	109,698.56
Italy	DELEXPORT ITALIANA s.r.l	Buildings, prefabricated for office, school, home or warehouse	108,462.53
Italy	EGO TRE S.R.L.	Waters, not sweetened	48,576.19
Italy	ELETTRONICA COMPONENTI S.R.L.	Electronic components, parts and accessories thereof	85,784.31
Italy	ELPACK S.R.L.	Furniture, other, n.e.c.	35,275.19
Italy	EMC Computer Systems Italia Spa	Equipment and accessories for connecting edp equipment intonetworks	400,000.00
Italy	EMC Computer Systems Italia Spa	Equipment and accessories for connecting edp equipment intonetworks	371,960.00
Italy	EMC Computer Systems Italia Spa	Storage unit accessories	42,558.00
Italy	ERRECI S. R. L	Furniture, domestic	44,056.52
Italy	ERRECI S. R. L	Furniture, domestic	37,882.77
Italy	ERRECI S. R. L.	Metal goods n.e.c.	104,623.59
Italy	ERRECI S. R. L.	Optical input/output units, such as scanners, optical readers etc.	74,068.83
Italy	ERRECI S.R.L	Domestic cooking and heating equipment	45,836.62
Italy	ERRECI S.R.L	Furniture, domestic	438,178.24
Italy	ERRECI S.R.L.	Buildings, prefabricated for office, school, home or warehouse	117,006.62
Italy	ERRECI S.R.L.	Domestic metal products	45,739.30
Italy	ERRECI S.R.L.	Furniture, domestic	48,176.96
Italy	Erreci S.r.l.	Furniture, office, other than chairs	642,360.25
Italy	Erreci S.r.l.	Furniture, office, other than chairs	273,815.68
Italy	ERRECI S.R.L.	Furniture, office, other than chairs	70,466.18

## Major purchase orders by UN organization

AGENCY	Name of Supplier	Description of Goods	PO Value USD
UNPD continued			
Italy	ERRECI S.R.L.	Furniture, office, other than chairs	46,193.39
Italy	ERRECI S.R.L.	Furniture, other, n.e.c.	58,854.92
Italy	ERRECI S.R.L.	Law enforcement equipment and suppl	217,826.42
Italy	ERRECI S.R.L.	Paper and paperboard products, other	56,826.17
Italy	ERRECI S.R.L.	Radio broadcast and television receivers	91,937.89
Italy	ERRECI S.R.L.	Seats and chairs	627,621.12
Italy	ERRECI S.R.L.	Seats and chairs	114,946.65
Italy	ERRECI S.R.L.	Seats and chairs	104,841.15
Italy	ERRECI S.R.L.	Seats and chairs	66,686.03
Italy	ERRECI S.R.L.	Seats and chairs	64,629.75
Italy	ERRECI S.R.L.	Seats and chairs	53,258.28
Italy	ERRECI S.R.L.	Seats and chairs	31,279.46
Italy	ERRECI S.R.L.	FURNITURE, OFFICE, OTHER THAN CHAIR	97,643.48
Italy	ERRECI SRL	Furniture, domestic	98,863.70
Italy	Erreci SRL	Furniture, domestic	98,075.78
Italy	ERRECI SRL	Furniture, domestic	82,370.86
Italy	ERRECI SRL	Furniture, domestic	54,364.35
Italy	ERRECI SRL	Furniture, domestic	51,487.55
Italy	ERRECI SRL	Furniture, kitchen	157,995.03
Italy	ERRECI SRL	Furniture, office, other than chairs	111,028.82
Italy	ERRECI SRL	Furniture, office, other than chairs	109,714.46
Italy	ERRECI SRL	Furniture, office, other than chairs	105,429.88
Italy	ERRECI SRL	Furniture, office, other than chairs	83,111.67
Italy	Erreci SRL	Furniture, office, other than chairs	52,881.69
Italy	Erreci SRL	Furniture, office, other than chairs	50,040.13
Italy	ERRECI SRL	Furniture, office, other than chairs	50,000.00
Italy	ERRECI SRL	Furniture, office, other than chairs	45,728.32
Italy	ERRECI SRL	Linen, household	39,686.53
Italy	ERRECI SRL	Seats and chairs	880,267.05
Italy	ERRECI SRL	Seats and chairs	180,929.21
Italy	ERRECI SRL	Seats and chairs	98,804.78
Italy	ERRECI SRL	Seats and chairs	77,801.76
Italy	ESSEGI S.R.L.	TEXTILE ARTICLES MADE-UP, OTHER	209,403.97
Italy	Euro Mec S. R. L.	Construction materials of plastic; containers of plastic	895,629.14
Italy	Euro Mec S. R. L.	Construction materials of plastic; containers of plastic	31,055.90
Italy	Euro Mec S. R. L.	Filtering and purifying equipment	769,535.40
Italy	Euro Mec S. R. L.	Filtering and purifying equipment	58,815.96
Italy	Euro Mec S. R. L.	General purpose machinery, parts and accessories thereof	865,594.36
Italy	EURO MEC S.R.L	Disinfectants	409,729.93
Italy	EURO MEC S.R.L	Filtering and purifying equipment	228,664.14
Italy	EURO MEC S.R.L	Filtering and purifying equipment	125,060.28
Italy	EURO MEC SRL	Decanting, distilling, evaporating, extracting, filtering equipment etc.	113,213.47
Italy	EURO MEC SRL	Electricity distribution or control apparatus	74,976.88
Italy	EUROMECC SRL	Buildings, prefabricated for office, school, home or warehouse	34,719.25
Italy	EUROMECC SRL	Filtering and purifying equipment	180,699.48
Italy	EUROMECC SRL	Filtering and purifying equipment	64,718.01
Italy	EUROMECC SRL	Filtering and purifying equipment	56,960.05
Italy	Euomec SRL	Pumps, compressors, valves, etc., parts thereof	1,313,749.80
Italy	EUROMECC SRL	Pumps, compressors, valves, etc., parts thereof	599,645.01
Italy	Euomec SRL	Pumps, compressors, valves, etc., parts thereof	373,394.07
Italy	Euomec SRL	Pumps, compressors, valves, etc., parts thereof	137,865.76
Italy	EUROMECC SRL	Pumps, water	86,891.56
Italy	EUROMECC SRL	Sterilizers, medical, surgical or laboratory	32,962.82
Italy	EUROMECC SRL	CONTAINERS OF IRON, STEEL OR ALUMIN	67,331.50
Italy	EUROMECC SRL	MACHINERY AND EQUIPMENT FOR THE PHA	251,269.46
Italy	FAGIOLI S.P.A.	Buildings, prefabricated for office, school, home or warehouse	72,913.91
Italy	Fagioli S.P.A.	Stoppers, caps, lids and other metal packing accessories; wire and wire products	272,510.00
Italy	FRIGOPUGLIA S.R.L.	Air conditioning, cold chain and refrigerating equipment	75,000.00
Italy	GRUPPO CADINI SRL	Insulated wire and cable; optical fibre cables	31,304.00
Italy	GRUPPO CADINI SRL	Waters, not sweetened	135,146.88
Italy	INTERTRADE INTERNATIONAL SERVICES	Binders, folders and file covers	39,001.74
Italy	INTERTRADE INTERNATIONAL SERVICES	Buildings, prefabricated for office, school, home or warehouse	124,601.50
Italy	INTERTRADE INTERNATIONAL SERVICES	Dispensing or spraying appliances for agriculture	45,290.00
Italy	INTERTRADE INTERNATIONAL SERVICES	Electric motors, generators and transformers, parts thereof	38,535.04
Italy	INTERTRADE INTERNATIONAL SERVICES	Electric motors, generators and transformers, parts thereof	30,603.32
Italy	INTERTRADE INTERNATIONAL SERVICES	Ironmongry	71,340.00
Italy	INTERTRADE INTERNATIONAL SERVICES	Lighting equipment	39,270.00
Italy	INTERTRADE INTERNATIONAL SERVICES	Motor vehicle parts and accessories	35,328.28
Italy	INTERTRADE INTERNATIONAL SERVICES	Optical input/output units, such as scanners, optical readers etc.	70,000.00
Italy	INTERTRADE INTERNATIONAL SERVICES	Pumps, compressors, valves, etc., parts thereof	133,149.67
Italy	INTERTRADE INTERNATIONAL SERVICES	Pumps, other than water pumps; air or other gas compressors	39,324.05
Italy	INTERTRADE INTERNATIONAL SERVICES	Steam generators, parts thereof	33,957.91
Italy	INTERTRADE INTERNATIONAL SERVICES	Trailers and semi-trailers; containers	282,660.00
Italy	INTERTRADE INTERNATIONAL SERVICES (IIS)	Boring, grinding, cutting, pressing, pumping, heating equipand baths laboratory	359,001.00
Italy	INTERTRADE INTERNATIONAL SERVICES (IIS)	Buildings, prefabricated for office, school, home or warehouse	31,996.19
Italy	INTERTRADE INTERNATIONAL SERVICES (IIS)	Gymnasium or athletics articles and equipment	34,960.60
Italy	INTERTRADE INTERNATIONAL SERVICES (IIS)	Pumps, compressors, valves, etc., parts thereof	84,352.98
Italy	INTERTRADE INTERNATIONAL SERVICES (IIS)	Security equipment and supplies n.e.c.	31,437.75
Italy	INTERTRADE INTERNATIONAL SERVICES S.R.L.	Angles, shapes and sections, of iron or non-alloy steel	49,140.00
Italy	INTERTRADE INTERNATIONAL SERVICES S.R.L.	Buildings, prefabricated for office, school, home or warehouse	56,605.00
Italy	INTERTRADE INTERNATIONAL SERVICES S.R.L.	Domestic metal products	42,386.58
Italy	Intertrade International Services S.r.L.	Furniture, domestic	377,096.27
Italy	Intertrade International Services S.r.L.	Furniture, office, other than chairs	60,620.66
Italy	Intertrade International Services S.r.L.	General purpose machinery, parts and accessories thereof	242,585.00
Italy	Intertrade International Services S.r.L.	Industrial catering equipment	649,993.91
Italy	Intertrade International Services S.R.L.	Inter-office communication systems	113,048.10
Italy	Intertrade International Services S.R.L.	Lighting equipment	196,005.00
Italy	INTERTRADE INTERNATIONAL SERVICES S.R.L.	Prefabricated buildings, parts thereof	64,448.00
Italy	Intertrade International Services S.R.L.	Stoppers, caps, lids and other metal packing accessories; wire and wire products	165,400.00
Italy	Intertrade International Services S.R.L.	Trailers and semi-trailers; containers	516,480.00
Italy	INTERTRADE INTERNATIONAL SERVICES S.R.L.	Trailers and semi-trailers; containers	77,472.00
Italy	Intertrade International Services S.r.L.	Twine, cordage, rope and cables	33,055.00
Italy	INTERTRADE INTERNATIONAL SERVICES Srl	Accumulators, electric	45,591.40
Italy	INTERTRADE INTERNATIONAL SERVICES Srl	Air conditioning, cold chain and refrigerating equipment	41,401.75
Italy	INTERTRADE INTERNATIONAL SERVICES Srl	Cement, concrete or artificial stone, other articles thereof	81,788.00
Italy	INTERTRADE INTERNATIONAL SERVICES Srl	Detergents, perfumes and washing preparations	57,208.70
Italy	INTERTRADE INTERNATIONAL SERVICES Srl	Domestic appliances other than cooling and heating equipment	37,503.00
Italy	INTERTRADE INTERNATIONAL SERVICES Srl	Domestic cooking and heating equipment	134,000.70
Italy	INTERTRADE INTERNATIONAL SERVICES Srl	Electric motors, generators and transformers, parts thereof	56,089.40
Italy	INTERTRADE INTERNATIONAL SERVICES Srl	Electricity distribution or control apparatus	33,806.10
Italy	INTERTRADE INTERNATIONAL SERVICES Srl	Furniture, office, other than chairs	42,387.33
Italy	INTERTRADE INTERNATIONAL SERVICES SRL	Furniture, office, other than chairs	33,574.50
Italy	INTERTRADE INTERNATIONAL SERVICES Srl	Lighting equipment	48,313.66
Italy	INTERTRADE INTERNATIONAL SERVICES Srl	Metal goods n.e.c.	43,980.00
Italy	INTERTRADE INTERNATIONAL SERVICES SRL	Motor vehicle parts and accessories	49,152.69
Italy	INTERTRADE INTERNATIONAL SERVICES Srl	Optical storage units	52,856.97
Italy	INTERTRADE INTERNATIONAL SERVICES Srl	Paper and paperboard products, other	53,250.00
Italy	INTERTRADE INTERNATIONAL SERVICES Srl	Pipes and other accessories, for use with pumps	365,157.54
Italy	INTERTRADE INTERNATIONAL SERVICES Srl	Plates, sheets, film, foil, tape, strip self-adhesive, of plastic	53,563.00
Italy	INTERTRADE INTERNATIONAL SERVICES Srl	Projection accessories	42,812.50
Italy	INTERTRADE INTERNATIONAL SERVICES Srl	Safety equipment	168,979.40
Italy	INTERTRADE INTERNATIONAL SERVICES Srl	Safety equipment	49,256.40
Italy	INTERTRADE INTERNATIONAL SERVICES Srl	Seats and chairs	38,395.42

## Major purchase orders by UN organization

AGENCY			PO Value
Location of Supplier	Name of Supplier	Description of Goods	USD
UNPD continued			
Italy	INTERTRADE INTERNATIONAL SERVICES Srl	Stationery articles n.e.c.	43,834.35
Italy	INTERTRADE INTERNATIONAL SERVICES SRL	Surveillance/control systems, other	32,763.98
Italy	INTERTRADE INTERNATIONAL SERVICES Srl	Tableware, kitchenware, other household and toilet articles, of plastic	54,662.00
Italy	INTERTRADE INTERNATIONAL SERVICES Srl	Tyres, pneumatic new, inner tubes, solid or cushion tyres, etc.	383,640.00
Italy	INTERTRADE INTERNATIONAL SERVICES,S.R.L	Lubricating preparations	34,817.20
Italy	INTERTRADE INTERNATIONAL SERVICES,S.R.L	Radio broadcast and television receivers	66,863.97
Italy	INTERTRADE INTL SERVICES S.R.L.	Stoppers, caps, lids and other metal packing accessories; wire and wire products	82,005.00
Italy	INTERTRADE INTL SERVICES S.R.L.	Stoppers, caps, lids and other metal packing accessories; wire and wire products	82,005.00
Italy	INTERTRADE INTL SERVICES S.R.L.	Tyres, pneumatic new, inner tubes, solid or cushion tyres, etc.	39,255.45
Italy	JAS FORWARDING WORLDWIDE	Radio broadcast and television receivers	82,910.92
Italy	JAS FORWARDING WORLDWIDE	Radio broadcast and television receivers	70,434.78
Italy	JAS FORWARDING WORLDWIDE	Radio broadcast and television receivers	67,826.09
Italy	JAS S.p.A - Forwarding Worldwide	Food products, other	174,650.00
Italy	LIMONGELLI SRL	Cooling, incubating, cleaning, drying, etc. equipment, laboratory	36,138.24
Italy	LM IMPIANTI DI LAERA MARIO SECONDO	Air conditioning, cold chain and refrigerating equipment	36,550.84
Italy	LM IMPIANTI DI LAERA MARIO SECONDO	Air conditioning, cold chain and refrigerating equipment	32,988.20
Italy	MAGELLANO SRL	Office and accounting machinery, parts and accessories thereof	58,000.00
Italy	MASTERMAR srl -International Freight Forwarding	Security equipment, special purpose	49,400.00
Italy	NEW-TRONIC SRL	Machine tools, parts and accessories thereof	32,800.00
Italy	PUBLIMAX SNC	Printing and bookbinding equipment	92,500.00
Italy	R. I. SPA	Buildings, prefabricated for office, school, home or warehouse	596,060.93
Italy	R.I. S.p.a	Buildings, prefabricated for office, school, home or warehouse	330,884.72
Italy	R.I. S.p.a	Buildings, prefabricated for office, school, home or warehouse	90,028.57
Italy	R.I. SpA	Air conditioning, cold chain and refrigerating equipment	30,037.64
Italy	R.I. SPA	Buildings, prefabricated for office, school, home or warehouse	1,109,765.42
Italy	R.I. SPA	Buildings, prefabricated for office, school, home or warehouse	737,434.78
Italy	R.I. SPA	Buildings, prefabricated for office, school, home or warehouse	528,686.33
Italy	R.I. SPA	Buildings, prefabricated for office, school, home or warehouse	73,345.59
Italy	R.I. SPA	PREFABRICATED BUILDINGS	456,874.17
Italy	SEMATRON ITALIA SRL	Telecommunication equipment, parts and accessories thereof	334,120.00
Italy	SEMATRON ITALIA SRL	Telecommunication equipment, parts and accessories thereof	93,170.00
Italy	SITE SPA	Insulated wire and cable; optical fibre cables	218,175.83
Italy	SOFTWAY SRL	Electricity distribution or control apparatus	37,041.99
Italy	TI AUTO SRL	Motor vehicle parts and accessories	65,302.45
Italy	World Food Program (WFP)	Motor spirit (gasoline), including aviation spirit	129,631.42
Italy	World Food Program (WFP)	Motor spirit (gasoline), including aviation spirit	60,000.00
Italy	World Food Program (WFP)	Motor spirit (gasoline), including aviation spirit	48,249.08
Italy	WORLD TRADE SERVICES Srl	Domestic cooking and heating equipment	31,841.25
Italy	World Trade Services Srl	Electricity distribution or control apparatus, parts and accessories thereof	48,686.54
Japan	NISSAN TRADING CO. LTD	Motor vehicle parts and accessories	519,920.10
Japan	NISSAN TRADING CO. LTD	Motor vehicle parts and accessories	498,438.85
Japan	NISSAN TRADING CO. LTD	Motor vehicle parts and accessories	233,712.70
Japan	Nissan Trading Co. Ltd	Motor vehicle parts and accessories	175,712.11
Japan	NISSAN TRADING CO. LTD	Motor vehicle parts and accessories	60,310.01
Japan	NISSAN TRADING CO. LTD	Motor vehicle parts and accessories	36,621.83
Japan	NISSAN TRADING CO. LTD	Tyres, pneumatic new, inner tubes, solid or cushion tyres, etc.	100,670.44
Japan	NISSAN TRADING CO. LTD.	Motor vehicle parts and accessories	269,535.88
Japan	NISSAN TRADING CO. LTD.	MOTOR VEHICLES AND PARTS AND ACCESS	1,314,142.91
Japan	NISSAN TRADING CO. LTD.	MOTOR VEHICLES AND PARTS AND ACCESS	557,306.73
Japan	NISSAN TRADING CO., LTD.	MOTOR VEHICLES AND PARTS AND ACCESS	372,624.73
Japan	NISSAN TRADING CO., LTD.	MOTOR VEHICLES AND PARTS AND ACCESS	56,011.96
Japan	NISSAN TRADING CO., LTD.	MOTOR VEHICLES AND PARTS AND ACCESS	34,014.27
Japan	NISSAN TRADING CO., LTD.	MOTOR VEHICLES, PASSENGER, OTHER	825,012.04
Japan	NISSAN TRADING CO., LTD.	MOTOR VEHICLES, PASSENGER, OTHER	114,803.22
Japan	NISSAN TRADING CO.LTD	Motor vehicle parts and accessories	216,693.47
Japan	NISSAN TRADING CO.LTD	Motor vehicle parts and accessories	206,363.93
Japan	TOYOTA MOTOR CORPORATION	Motor vehicle parts and accessories	320,094.98
Japan	TOYOTA MOTOR CORPORATION	Motor vehicle parts and accessories	291,543.52
Japan	TOYOTA MOTOR CORPORATION	Motor vehicle parts and accessories	272,841.50
Japan	TOYOTA MOTOR CORPORATION	Motor vehicle parts and accessories	151,442.65
Japan	TOYOTA MOTOR CORPORATION	Motor vehicle parts and accessories	132,130.52
Japan	TOYOTA MOTOR CORPORATION	Motor vehicle parts and accessories	101,002.29
Japan	TOYOTA MOTOR CORPORATION	Motor vehicle parts and accessories	95,219.77
Japan	TOYOTA MOTOR CORPORATION	Motor vehicle parts and accessories	93,736.80
Japan	TOYOTA MOTOR CORPORATION	Motor vehicle parts and accessories	82,651.53
Japan	TOYOTA MOTOR CORPORATION	Motor vehicle parts and accessories	79,301.77
Japan	TOYOTA MOTOR CORPORATION	Motor vehicle parts and accessories	74,418.83
Japan	TOYOTA MOTOR CORPORATION	Motor vehicle parts and accessories	68,096.83
Japan	TOYOTA MOTOR CORPORATION	Motor vehicle parts and accessories	63,739.61
Japan	TOYOTA MOTOR CORPORATION	Motor vehicle parts and accessories	61,233.01
Japan	TOYOTA MOTOR CORPORATION	Motor vehicle parts and accessories	58,694.75
Japan	TOYOTA MOTOR CORPORATION	Motor vehicle parts and accessories	56,988.00
Japan	TOYOTA MOTOR CORPORATION	Motor vehicle parts and accessories	52,244.14
Japan	TOYOTA MOTOR CORPORATION	Motor vehicle parts and accessories	48,547.70
Japan	TOYOTA MOTOR CORPORATION	Motor vehicle parts and accessories	47,172.87
Japan	TOYOTA MOTOR CORPORATION	Motor vehicle parts and accessories	45,922.46
Japan	TOYOTA MOTOR CORPORATION	Motor vehicle parts and accessories	45,230.70
Japan	TOYOTA MOTOR CORPORATION	Motor vehicle parts and accessories	41,898.47
Japan	TOYOTA MOTOR CORPORATION	Motor vehicle parts and accessories	40,898.43
Japan	TOYOTA MOTOR CORPORATION	Motor vehicle parts and accessories	40,773.98
Japan	TOYOTA MOTOR CORPORATION	Motor vehicle parts and accessories	40,328.61
Japan	TOYOTA MOTOR CORPORATION	Motor vehicle parts and accessories	35,428.24
Japan	TOYOTA MOTOR CORPORATION	Motor vehicle parts and accessories	34,153.35
Japan	TOYOTA MOTOR CORPORATION	Motor vehicle parts and accessories	34,030.90
Japan	TOYOTA MOTOR CORPORATION	Motor vehicle parts and accessories	33,551.78
Japan	TOYOTA MOTOR CORPORATION	Motor vehicle parts and accessories	32,939.67
Japan	TOYOTA MOTOR CORPORATION	Tyres, pneumatic new, inner tubes, solid or cushion tyres, etc.	284,895.02
Jordan	BEST FOR AUTO REPAIR	Motor vehicle parts and accessories	32,604.60
Jordan	NATIONAL EXPRESS	Fuel oils, n.e.c.	118,714.69
Jordan	PROTECHNIQUE Ltd	Laboratory equipment n.e.c.	40,000.00
Kenya	Allied Wharfage Limited	Fuel oils, n.e.c.	143,673.40
Kenya	Alpha Logistics Services (EPZ) Ltd	Buildings, prefabricated for office, school, home or warehouse	53,640.00
Kenya	Alpha Logistics Services (EPZ) Ltd	Buildings, prefabricated for office, school, home or warehouse	35,760.00
Kenya	Alpha Logistics Services (EPZ) Ltd	Filtering and purifying equipment	226,760.00
Kenya	Andrew Griffin Ltd	Tableware, kitchenware, other household and toilet articles, of plastic	158,486.29
Kenya	Ansell Pharmaceuticals Ltd	Pharmaceutical products n.e.c.	33,589.12
Kenya	ASL Limited	Books, brochures, leaflets and similar printed matter	202,378.20
Kenya	Britex General Merchants	Metal goods n.e.c.	42,000.00
Kenya	Deeqa Enterprises LLC	Buildings, prefabricated for office, school, home or warehouse	126,074.60
Kenya	Deeqa Enterprises LLC	Buildings, prefabricated for office, school, home or warehouse	94,450.00
Kenya	DIAGNOSTICS AUTOMATION E.A. LTD	Buildings, prefabricated for office, school, home or warehouse	75,795.96
Kenya	DIAGNOSTICS AUTOMATION E.A. LTD	Pharmaceutical products n.e.c.	64,062.83
Kenya	Finken Holdings Ltd	Motor vehicle parts and accessories	46,000.00
Kenya	GLOBAL LINK TRADING & LOGISTICS LTD	Buildings, prefabricated for office, school, home or warehouse	47,607.00
Kenya	GLOBAL LINK TRADING & LOGISTICS LTD	Doors, windows and their frames, of iron, steel or aluminium	32,800.00
Kenya	Glory Hotels & Investment Ltd	Mortuary supplies	66,885.96
Kenya	Harvey Engineering	Telephone equipment	33,029.63
Kenya	HOTPOINT APPLIANCES LTD	Domestic appliances other than cooling and heating equipment	166,790.00
Kenya	HOTPOINT APPLIANCES LTD	Domestic cooking and heating equipment	189,219.00
Kenya	Jande Construction Company Ltd	Sands	974,300.00
Kenya	Jande Construction Company Ltd	Sands	138,125.00
Kenya	Jande Construction Company Ltd	Structural components, prefabricated, of cement or concrete	745,000.00
Kenya	Jo World Agencies Ltd	Expendables for use with edp equipment	97,530.00

## Major purchase orders by UN organization

AGENCY			PO Value
Location of Supplier	Name of Supplier	Description of Goods	USD
<b>UNPD continued</b>			
Kenya	Kava Management Services	Recording and reproducing apparatus, for sound and video	36,938.95
Kenya	KENFREIGHT EA LIMITED	Furniture, office, other than chairs	62,250.00
Kenya	Kenson and Company Limited	Fabrics, woven of cotton, other	119,700.00
Kenya	Magnolia Office Supplies Ltd	Paper and paperboard products, other	30,245.31
Kenya	MARC INVESTMENTS	General purpose machinery, parts and accessories thereof	268,514.68
Kenya	MARC INVESTMENTS	General purpose machinery, parts and accessories thereof	181,046.68
Kenya	Meditec System Limited	Metal goods n.e.c.	40,000.00
Kenya	Mogadishu Stars General Trading Co Ltd	Chemical products, other	34,402.50
Kenya	Mogadishu Stars General Trading Co Ltd	Chemical products, other	32,850.00
Kenya	Mogadishu Stars General Trading Co Ltd	Chemical products, other	30,240.00
Kenya	Noble Agencies Ltd	Stationery of paper or paperboard	87,914.53
Kenya	PC SUPPLIES LIMITED	Doors, windows and their frames, of iron, steel or aluminium	30,512.11
Kenya	PC SUPPLIES LIMITED	Paper and paperboard products, other	43,000.00
Kenya	PolyTanks Limited	Containers of iron, steel or aluminium	169,135.04
Kenya	PRIYANKA KENYA LIMITED	Mortuary supplies	58,761.15
Kenya	Pulse Business System	Furniture, office, other than chairs	35,420.93
Kenya	Pulse Business System	Lighting equipment	32,468.32
Kenya	PULSE HEALTHCARE LIMITED	Articles for medical or surgical purposes n.e.c.	52,100.00
Kenya	Retail Masters Ltd.	Lighting equipment	39,029.28
Kenya	Sai Logistics Limited	Satellite communication systems	40,265.00
Kenya	Skytech Communications Resources Ltd.	Twine, cordage, rope and cables	60,615.00
Kenya	TECHNO RELIEF SERVICES LTD	Brushes	337,351.16
Kenya	Wilken Wireless Limited	Components for telecommunication equipment	124,444.20
Kuwait	AGILITY DGS LOGISTICS SERVICES	MOTOR VEHICLES, PASSENGER, OTHER	69,568.14
Kuwait	Agility DGS Logistics Services Co. KSC	Food products, other	12,623,996.42
Kuwait	Agility DGS Logistics Services Co. KSC	Food products, other	7,029,378.00
Kuwait	FITCO SYSTEMS GENERAL TRADING & CONTRACTING CO	Radio or television transmission apparatus; television cameras	32,241.99
Kuwait	INTEGRATED TECHNICAL SERVICES GEN. TRADING & CONT.	Components for telecommunication equipment	106,619.22
Lao People's Democratic Republic	SUNLABOB	Protection devices for edp equipment	147,375.77
Lebanon	ABDUL MAGID DABBOUS TRADING EST.	Insulated wire and cable; optical fibre cables	48,492.44
Lebanon	Abdul Magid Dabbous Trading Est.	Microphone, loudspeakers, headphones, earphones etc., partsthereof	119,458.00
Lebanon	Abdul Magid Dabbous Trading Est.	Security printing, finished articles	297,400.00
Lebanon	ABDUL MAGID DABBOUS TRADING EST.	Telecommunication equipment, parts and accessories thereof	52,687.00
Lebanon	ASACO GENERAL TRADE & CONTRACTING	Alternative energy systems; steam, hydraulic and gas turbines	45,960.00
Lebanon	ASACO GENERAL TRADE & CONTRACTING	Diodes, transistors and similar semi-conductor devices	68,875.00
Lebanon	ASACO GENERAL TRADE & CONTRACTING	Electricity distribution or control apparatus	265,302.50
Lebanon	BAROODY GROUP S.A.L.	Sports or outdoor games, articles and equipment therefor, other	43,609.30
Lebanon	BAROODY GROUP S.A.L.	Sports or outdoor games, articles and equipment therefor, other	34,603.40
Lebanon	Daher For Contracting Company	Mortars and concretes, non-refractory	133,596.00
Lebanon	Daher For Contracting Company	Mortars and concretes, non-refractory	31,099.50
Lebanon	Decorose	Structures, other, and sections of iron, steel or aluminium	40,732.50
Lebanon	FOUAD KHALIFE & CO.	Tubes, pipes and hoses, and fittings therefor, of plastics	57,379.30
Lebanon	Haider Trading Est	Cements	66,775.00
Lebanon	Haider Trading Est	Cements	58,547.98
Lebanon	Haider Trading Est	Parquet panels and other flooring, of wood	38,400.00
Lebanon	HANNA KHOURY AND BROTHERS CO.	Sands	37,978.00
Lebanon	Intertech Batinorm SAL	Security equipment, special purpose	122,950.00
Lebanon	INTERTECH SECURITY	Telecommunication equipment, other	126,025.00
Lebanon	INTERTECH SECURITY	Telecommunication equipment, other	42,820.00
Lebanon	LEBECO S.A.L. LEBANESE EUROPEAIN COMPANY FOR COMMERCE & INDUSTRY	Motor vehicle parts and accessories	37,200.00
Lebanon	LEBECO S.A.L. LEBANESE EUROPEAIN COMPANY FOR COMMERCE & INDUSTRY	Parquet panels and other flooring, of wood	59,627.33
Lebanon	LEBECO S.A.L. LEBANESE EUROPEAIN COMPANY FOR COMMERCE & INDUSTRY	Pipes and other accessories, for use with pumps	33,618.35
Lebanon	MEDIROPA Company	Curtains and blinds	52,000.00
Lebanon	MEDITERRANEAN OIL SHIPPING & TRANSPORT COMPANY	Gas oils (diesel oil)	6,962,609.39
Lebanon	MEDITERRANEAN OIL SHIPPING & TRANSPORT COMPANY	Gas oils (diesel oil)	2,334,405.99
Lebanon	MEDITERRANEAN OIL SHIPPING & TRANSPORT COMPANY	Gas oils (diesel oil)	274,000.00
Lebanon	MEDITERRANEAN OIL SHIPPING & TRANSPORT COMPANY	Gas oils (diesel oil)	130,742.11
Lebanon	MEDITERRANEAN OIL SHIPPING & TRANSPORT COMPANY	Lubricating preparations	143,360.94
Lebanon	MIDWARE DATA SYSTEMS S.A.L.	Transmitting and communicating equipment for edp, eg. modems, pc servers etc.	92,000.00
Lebanon	POWER TECH S.A.R.L.	Alternative energy systems; steam, hydraulic and gas turbines	35,660.00
Lebanon	POWER TECH S.A.R.L.	Electronic components, parts and accessories thereof	35,303.40
Lebanon	RIM Natural Spring Mineral Water S.A.L.	Waters, not sweetened	75,726.00
Lebanon	SIDACO S.A.L.	Propane and butane, liquefied	342,100.00
Lebanon	SIDACO S.A.L.	Propane and butane, liquefied	150,956.89
Lebanon	SIMA INT'L SARL	Recording and reproducing apparatus, for sound and video	50,628.00
Lebanon	SIMON ELECTRIC CENTER SARL	Electricity distribution or control apparatus, parts and accessories thereof	39,121.60
Lebanon	Ste. OMEGA Toufic Abou Khalil & Co.	Industrial catering equipment	38,112.75
Lebanon	SULTAN STEEL SARL	Angles, shapes and sections, of iron or non-alloy steel	62,365.00
Lebanon	SULTAN STEEL SARL	Angles, shapes and sections, of iron or non-alloy steel	44,100.00
Lebanon	SULTAN STEEL SARL	Angles, shapes and sections, of iron or non-alloy steel	37,450.00
Lebanon	SULTAN STEEL SARL	Angles, shapes and sections, of iron or non-alloy steel	36,740.00
Lebanon	SULTAN STEEL SARL	Angles, shapes and sections, of iron or non-alloy steel	34,635.00
Lebanon	SULTAN STEEL SARL	Angles, shapes and sections, of iron or non-alloy steel	34,600.00
Lebanon	SULTAN STEEL SARL	Bars and rods of iron or steel, hot rolled	46,175.00
Lebanon	Techno Diesel Parts SARL	Electric motors, generators and transformers, parts thereof	36,000.00
Lebanon	Vulcan International Offshore S.A.L	Camping equipment	353,610.00
Liberia	AFRICAN UNION WOOD PARADISE	Timber, hard	155,700.00
Liberia	AUTO SPARE SERVICE	Tyres, pneumatic new, inner tubes, solid or cushion tyres, etc.	169,420.00
Liberia	COBY INC	Pebbles, gravel, broken or crushed stone, macadam etc.	84,375.00
Liberia	EL-SHADDAI HOLDING INC.	Clothing of textile materials	55,500.00
Liberia	EMMAK CONSTRUCTION & MAINTENANCE INC.	Pebbles, gravel, broken or crushed stone, macadam etc.	36,800.00
Liberia	FOFANA QUICK SERVICE SUPPLY	Pebbles, gravel, broken or crushed stone, macadam etc.	347,723.08
Liberia	FORTRESS (LIBERIA) LTD.	Cements	85,000.00
Liberia	HARD ROCK CRUSHER (HRC)	Pebbles, gravel, broken or crushed stone, macadam etc.	55,500.00
Liberia	KIASON GENERAL CONSTRUCTION CONTRACTORS	Pebbles, gravel, broken or crushed stone, macadam etc.	91,000.00
Liberia	LIBERIA BEVERAGES & BOTTLING COMPANY (LBBC)	Waters, not sweetened	34,980.00
Liberia	POWERTECH INC.	Motor spirit (gasoline), including aviation spirit	202,934.00
Liberia	POWERTECH INC.	Motor spirit (gasoline), including aviation spirit	115,188.91
Liberia	REELIN (LIBERIA) INC.	Motor vehicle parts and accessories	57,000.00
Liberia	SACHU TRADERS	Paper of paperboard n.e.c., for printing or other graphic purpose	70,875.00
Liberia	SETHI BROTHERS INC.	Brushes	57,012.50
Liberia	SETHI BROTHERS INC.	Construction materials of plastic; containers of plastic	65,635.00
Liberia	SETHI BROTHERS INC.	Curtains and blinds	46,500.00
Liberia	SETHI BROTHERS INC.	Paints and varnishes (including enamels and lacquers) and related products	56,643.00
Liberia	SETHI BROTHERS INC.	Pipes and other accessories, for use with pumps	30,557.00
Liberia	SETHI BROTHERS INC.	Plywood	41,200.00
Liberia	SETHI BROTHERS INC.	Pumps, water	63,850.00
Liberia	SETHI BROTHERS INC.	Structures, other, and sections of iron, steel or aluminium	71,500.00
Liberia	SETHI BROTHERS INC.	Timber, hard	67,410.00
Liberia	SETHI BROTHERS INC.	Tubes, pipes and hoses, and fittings therefor, of plastics	54,109.05
Liberia	THUNDER BIRD CORPORATION	Motor vehicle parts and accessories	30,000.00
Liberia	TOTAL LIBERIA INC.	Gas oils (diesel oil)	18,361,411.68
Liberia	TOTAL LIBERIA INC.	Gas oils (diesel oil)	11,290,008.49
Liberia	TOTAL LIBERIA INC.	Lubricating preparations	7,493,025.04
Liberia	TOTAL LIBERIA INC.	Lubricating preparations	961,800.00
Liberia	TOTAL LIBERIA INC.	Lubricating preparations	702,450.00
Liberia	TOTAL LIBERIA INC.	Lubricating preparations	519,000.00
Liberia	TOTAL LIBERIA INC.	Lubricating preparations	38,004.00
Liberia	TOTAL LIBERIA INC.	Motor spirit (gasoline), including aviation spirit	2,388,612.32
Liberia	U-SURDYS RESOURCES INC.	Pebbles, gravel, broken or crushed stone, macadam etc.	101,741.22



## Major purchase orders by UN organization

AGENCY	Location of Supplier	Name of Supplier	Description of Goods	PO Value USD
	<b>UNPD continued</b>			
Liberia		U-SURDYS RESOURCES INC.	Pebbles, gravel, broken or crushed stone, macadam etc.	45,258.00
Liberia		W. C. TRADING CENTER	Motor spirit (gasoline), including aviation spirit	246,010.00
Liberia		W. C. TRADING CENTER	Motor spirit (gasoline), including aviation spirit	109,379.50
Mauritius		SUPPLYQUIP LIMITED	Clothing of textile materials	68,092.00
Mauritius		SUPPLYQUIP LIMITED	Clothing of textile materials	39,496.73
Mauritius		SupplyQuip Limited	Electricity distribution or control apparatus	41,339.58
Mauritius		SUPPLYQUIP LIMITED	Industrial catering equipment	45,572.10
Mauritius		SUPPLYQUIP LIMITED	Insulated wire and cable; optical fibre cables	59,907.00
Mauritius		SupplyQuip Limited	Laboratory equipment miscellaneous n.e.c.	43,252.90
Mauritius		SUPPLYQUIP LIMITED	Safety equipment	45,795.37
Mauritius		SUPPLYQUIP LIMITED	Safety equipment	32,969.14
Morocco		Ayyach Pièces et Accessoires Auto	Tyres, pneumatic new, inner tubes, solid or cushion tyres, etc.	36,384.98
Morocco		R.M.S (Rotomoulage du Sud)	Containers of iron, steel or aluminium	35,651.81
Morocco		Société Atlas Sahara s.a.	Fuel oils, n.e.c.	261,971.58
Morocco		Société Atlas Sahara s.a.	Fuel oils, n.e.c.	198,818.45
Morocco		Société Atlas Sahara s.a.	Fuel oils, n.e.c.	197,272.01
Morocco		Société Atlas Sahara s.a.	Fuel oils, n.e.c.	136,000.00
Morocco		Société Atlas Sahara s.a.	Gas oils (diesel oil)	467,562.83
Morocco		Société Shell du Maroc	Jet fuel, spirit type (gasoline type)	1,232,394.37
Morocco		VIVO ENERGY MAROC	Jet fuel, spirit type (gasoline type)	1,258,581.24
Morocco		VIVO ENERGY MAROC	Jet fuel, spirit type (gasoline type)	220,137.30
N/A		BRADE BUILDING FOR IMPORT & EXPORT LTD	Sands	960,300.00
N/A		DAS Trading Company Limited	Clothing of textile materials	66,360.29
N/A		DAS Trading Company Limited	Paper and paperboard products, other	123,000.00
Netherlands		Arbor Media BV	Recording and reproducing apparatus, for sound and video	83,074.00
Netherlands		DESSO B.V.	FURNITURE	56,268.08
Netherlands		Devotra B. V.	Electricity distribution or control apparatus, parts and accessories thereof	499,140.77
Netherlands		Devotra B.V	Buildings, prefabricated for office, school, home or warehouse	39,084.99
Netherlands		DEVOTRA B.V	Hand tools, powered	125,073.32
Netherlands		Devotra B.V	Machine tools, parts and accessories thereof	178,988.26
Netherlands		Devotra B.V	Machine tools, parts and accessories thereof	119,241.43
Netherlands		Devotra B.V	Machine tools, parts and accessories thereof	103,937.47
Netherlands		DEVOTRA B.V.	Automotive workshop equipment	80,852.06
Netherlands		DEVOTRA B.V.	Hand tools (including glaziers diamonds) n.e.c.	77,561.20
Netherlands		DEVOTRA B.V.	Hand tools (including glaziers diamonds) n.e.c.	42,922.59
Netherlands		DEVOTRA B.V.	Telecommunication equipment, parts and accessories thereof	41,234.40
Netherlands		DEVOTRA B.V.	Trailers and semi-trailers, agricultural	120,887.40
Netherlands		DEVOTRA B.V.	ELECTRIC MOTORS, GENERATORS AND THE	89,170.00
Netherlands		DEVOTRA B.V.	HAND TOOLS	79,163.95
Netherlands		DEVOTRA B.V.	MACHINERY FOR PREPARING, TANNING OR	107,664.75
Netherlands		DEVOTRA BV	Hand tools (including glaziers diamonds) n.e.c.	67,486.99
Netherlands		Eneco Business B.V.	Electrical energy	145,000.00
Netherlands		Eneco Business B.V.	Electrical energy	142,000.00
Netherlands		Eneco Business B.V.	Electrical energy	80,000.00
Netherlands		Eneco Business B.V.	Electrical energy	75,000.00
Netherlands		HOLLAND AVIATION	Hydrographic, hydrological, meteorological or geophysical instruments	40,235.75
Netherlands		HOLLAND AVIATION	Hydrographic, hydrological, meteorological or geophysical instruments	38,309.32
Netherlands		Hooqendoom	Software licences	30,000.00
Netherlands		IMRES B.V	Pharmaceutical products n.e.c.	48,469.65
Netherlands		IMRES B.V	Pharmaceutical products n.e.c.	37,547.70
Netherlands		IMRES B.V	Pharmaceutical products n.e.c.	37,511.95
Netherlands		IMRES B.V	X-ray or alpha, beta or gamma radiation apparatus, medical and surgical	93,828.90
Netherlands		IMRES B.V	Analgesics, antipyretics, non-steroidal anti-inflammatory drugs	73,333.46
Netherlands		IMRES B.V	Articles for medical or surgical purposes n.e.c.	56,799.30
Netherlands		IMRES B.V	Articles for medical or surgical purposes n.e.c.	44,152.95
Netherlands		IMRES B.V	Articles for medical or surgical purposes n.e.c.	31,320.70
Netherlands		IMRES B.V	Analgesics, antipyretics, non-steroidal anti-inflammatory drugs	32,113.85
Netherlands		IMRES B.V	Antiamoebic and antiangiogenesis drugs	55,586.14
Netherlands		IMRES B.V	Antibacterials, other	46,519.55
Netherlands		IMRES B.V	Antidotes and other substances used in poisonings	70,397.80
Netherlands		IMRES B.V	Articles for medical or surgical purposes n.e.c.	67,457.51
Netherlands		IMRES B.V	Articles for medical or surgical purposes n.e.c.	66,839.01
Netherlands		IMRES B.V	Articles for medical or surgical purposes n.e.c.	56,006.26
Netherlands		IMRES B.V	Articles for medical or surgical purposes n.e.c.	47,688.20
Netherlands		IMRES B.V	Articles for medical or surgical purposes n.e.c.	47,518.80
Netherlands		IMRES B.V	Articles for medical or surgical purposes n.e.c.	37,523.00
Netherlands		IMRES B.V	Articles for medical or surgical purposes n.e.c.	35,462.10
Netherlands		IMRES B.V	Articles for medical or surgical purposes n.e.c.	35,165.00
Netherlands		IMRES B.V	Blood products and plasma substitutes	120,570.45
Netherlands		IMRES B.V	Blood products and plasma substitutes	86,458.13
Netherlands		IMRES B.V	Epi vaccines, other	58,465.00
Netherlands		IMRES B.V	Insect repellents	39,865.80
Netherlands		IMRES B.V	Modelling pastes, dental plaster preps., laboratory reagents etc.	74,018.20
Netherlands		IMRES B.V	Pharmaceutical products n.e.c.	890,133.85
Netherlands		IMRES B.V	Pharmaceutical products n.e.c.	233,390.20
Netherlands		IMRES B.V	Pharmaceutical products n.e.c.	70,447.25
Netherlands		IMRES B.V	Pharmaceuticals, general	70,550.00
Netherlands		IMRES B.V	Pharmaceuticals, general	70,550.00
Netherlands		IMRES B.V	VACCINES AND SERA (IMMUNOLOGICALS)	36,857.50
Netherlands		Infotehek Groep B.V.	Micro-computers	53,812.00
Netherlands		International Procurement Agency (IPA)	Measuring, checking and testing appliances n.e.c.	39,694.43
Netherlands		INTERNATIONAL PROCUREMENT AGENCY B.V.	Measuring, checking and testing appliances n.e.c.	70,097.06
Netherlands		IPA - International Procurement Agency B.V.	Tableware, kitchenware, other household and toilet articles, of plastic	71,951.35
Netherlands		LENSVELT BV	FURNITURE	34,941.18
Netherlands		LP Presentatie Specialisten BV	Projection accessories	36,312.50
Netherlands		Office Depot	Stationery articles n.e.c.	35,000.00
Netherlands		SANGUIN BLOOD BANK NORTH-WEST	Blood products and plasma substitutes	210,630.39
Netherlands		SANGUIN BLOOD BANK NORTH-WEST	Blood products and plasma substitutes	100,525.94
Netherlands		SANQUIN	Blood products and plasma substitutes	54,231.22
Netherlands		SANQUIN	Blood products and plasma substitutes	52,072.76
Netherlands		SANQUIN	Blood products and plasma substitutes	50,650.07
Netherlands		SANQUIN	Blood products and plasma substitutes	43,693.51
Netherlands		SANQUIN	Blood products and plasma substitutes	34,124.50
Netherlands		SANQUIN BLOOD BANK	Blood products and plasma substitutes	43,045.45
Netherlands		SANQUIN BLOOD BANK	Blood products and plasma substitutes	41,178.68
Netherlands		SANQUIN BLOOD BANK	Blood products and plasma substitutes	37,234.60
Netherlands		SANQUIN BLOOD BANK NORTH WEST	Blood products and plasma substitutes	61,696.36
Netherlands		SANQUIN BLOODSUPPLY FOUNDATION	Blood products and plasma substitutes	33,751.24
Netherlands		SANTPOORT PROJECT SUPPLIES	Agricultural machinery for harvesting	34,552.00
Netherlands		SANTPOORT PROJECT SUPPLIES	Electricity distribution or control apparatus	99,747.05
Netherlands		SANTPOORT PROJECT SUPPLIES	Electricity distribution or control apparatus	33,846.25
Netherlands		SANTPOORT PROJECT SUPPLIES	Filtering and purifying equipment	68,089.38
Netherlands		SANTPOORT PROJECT SUPPLIES	Taps, cocks, valves and similar appliances	45,683.23
Netherlands		SANTPOORT PROJECT SUPPLIES	Telecommunication equipment, parts and accessories thereof	43,499.34
Netherlands		SANTPOORT PROJECT SUPPLIES B.V.	Optical instruments	117,458.32
Netherlands		SANTPOORT PROJECT SUPPLIES B.V.	Optical instruments	59,190.77
Netherlands		SANTPOORT PROJECT SUPPLIES BV	Domestic appliances other than cooling and heating equipment	55,243.00
Netherlands		SANTPOORT PROJECT SUPPLIES BV	Electric motors, generators and transformers, parts thereof	300,821.20
Netherlands		Santpoort Project Supplies BV	Electric motors, generators and transformers, parts thereof	141,527.65
Netherlands		SANTPOORT PROJECT SUPPLIES BV	Electric motors, generators and transformers, parts thereof	63,578.01
Netherlands		SANTPOORT PROJECT SUPPLIES BV	Forklift trucks and other works trucks	33,477.00
Netherlands		SANTPOORT PROJECT SUPPLIES BV	Furniture, office, other than chairs	36,484.00
Netherlands		SANTPOORT PROJECT SUPPLIES BV	Hand tools (including glaziers diamonds) n.e.c.	56,591.66

## Major purchase orders by UN organization

AGENCY			PO Value
Location of Supplier	Name of Supplier	Description of Goods	USD
<b>UNPD continued</b>			
Netherlands	SANTPOORT PROJECT SUPPLIES BV	Telecommunication equipment, parts and accessories thereof	30,865.00
Netherlands	SANTPOORT PROJECT SUPPLIES BV	Telephone equipment	45,220.00
Netherlands	SANTPOORT PROJECT SUPPLIES BV	Telephonic apparatus, other	67,077.75
Netherlands	Sharp Electronic Benelux	Photocopying apparatus	44,205.00
Netherlands	Sharp Electronic Benelux	Photocopying apparatus	36,000.00
Netherlands	STICHTING SANQUIN BLOEDVOORZIENING	Blood products and plasma substitutes	111,276.12
Netherlands	STICHTING SANQUIN BLOEDVOORZIENING	Blood products and plasma substitutes	111,123.48
Netherlands	STICHTING SANQUIN BLOEDVOORZIENING	Blood products and plasma substitutes	105,537.02
Netherlands	STICHTING SANQUIN BLOEDVOORZIENING	Blood products and plasma substitutes	78,720.78
Netherlands	Stichting Sanquin Bloedvoorziening	Blood products and plasma substitutes	72,322.73
Netherlands	STICHTING SANQUIN BLOEDVOORZIENING	Blood products and plasma substitutes	68,682.86
Netherlands	STICHTING SANQUIN BLOEDVOORZIENING	Blood products and plasma substitutes	65,778.36
Netherlands	Stichting Sanquin Bloedvoorziening	Blood products and plasma substitutes	45,676.28
Netherlands	TECHNISCH BUREAU JACOT BV	Recording and reproducing apparatus, for sound and video	48,211.92
Netherlands	TICHELAARS KONINKLIJKE MAKKUMER	FURNITURE	221,997.55
Netherlands	VIZADA BV	TELECOMMUNICATION EQUIPMENT	43,651.20
Netherlands	ZYLAB DISTRIBUTION BV	Software licences	32,958.90
New Zealand	4RF COMMUNICATION LTD.	Components for telecommunication equipment	44,960.00
New Zealand	4RF COMMUNICATION LTD.	Telecommunication equipment, other	57,360.00
New Zealand	4RF COMMUNICATION LTD.	Telecommunication equipment, parts and accessories thereof	48,448.00
New Zealand	4RF COMMUNICATION LTD.	Telecommunication equipment, parts and accessories thereof	36,009.80
New Zealand	4RF COMMUNICATION LTD.	Telecommunication equipment, parts and accessories thereof	35,785.50
New Zealand	4RF COMMUNICATIONS	Telecommunication equipment, parts and accessories thereof	35,379.50
New Zealand	4RF COMMUNICATIONS LIMITED	Microphones, loudspeakers, headphones, earphones, amplifiers	138,744.80
New Zealand	4RF COMMUNICATIONS LTD	Radio broadcast and television receivers	39,135.00
New Zealand	4RF COMMUNICATIONS LTD	Telecommunication equipment, other	59,648.00
New Zealand	4RF COMMUNICATIONS LTD	Telecommunication equipment, parts and accessories thereof	378,804.20
New Zealand	4RF COMMUNICATIONS LTD	Telecommunication equipment, parts and accessories thereof	78,041.80
New Zealand	4RF COMMUNICATIONS LTD	Telecommunication equipment, parts and accessories thereof	64,611.00
New Zealand	4RF COMMUNICATIONS LTD.	Telecommunication equipment, other	33,062.00
New Zealand	AVIAT U.S., INC	Telecommunication equipment, parts and accessories thereof	260,101.22
New Zealand	AVIAT U.S., INC	Telecommunication equipment, parts and accessories thereof	183,764.49
New Zealand	AVIAT U.S., INC	Telecommunication equipment, parts and accessories thereof	77,775.06
Oman	SAUD BAHWAN AUTOMOTIVE LLC (TOYOTA DIVISION)	Motor vehicle parts and accessories	35,500.00
Pakistan	INNOVATIVE (PVT) LTD.	Primary cells and primary batteries	37,115.12
Pakistan	MICRO ELECTRONICS INTERNATIONAL (PVT) LTD	Telecommunication equipment, other	147,424.92
Pakistan	Pak Wood Winner	Furniture, parts and accessories thereof	37,963.55
Panama	ES-KO	Food products, other	508,119.40
Panama	ES-KO	Food products, other	69,851.95
Panama	ES-KO INTERNATIONAL INC.	Construction materials of plastic; containers of plastic	80,818.01
Panama	ES-KO INTERNATIONAL INC.	Food products, other	44,696,000.00
Panama	ES-KO INTERNATIONAL INC.	Food products, other	7,338,471.00
Panama	ES-KO INTERNATIONAL INC.	Food products, other	6,078,692.80
Panama	ES-KO INTERNATIONAL INC.	Food products, other	5,498,629.62
Panama	ES-KO INTERNATIONAL INC.	Food products, other	5,034,792.00
Panama	ES-KO INTERNATIONAL INC.	Food products, other	4,500,000.00
Panama	ES-KO INTERNATIONAL INC.	Food products, other	3,949,459.71
Panama	ES-KO INTERNATIONAL INC.	Food products, other	3,690,370.64
Panama	ES-KO INTERNATIONAL INC.	Food products, other	2,208,000.00
Panama	ES-KO INTERNATIONAL INC.	Food products, other	833,333.33
Panama	ES-KO INTERNATIONAL INC.	Food products, other	617,760.62
Panama	ES-KO INTERNATIONAL INC.	Food products, other	537,259.86
Panama	ES-KO INTERNATIONAL INC.	Food products, other	422,885.57
Panama	ES-KO INTERNATIONAL INC.	Food products, other	405,920.72
Panama	ES-KO International Inc.	Food products, other	64,032.97
Panama	ES-KO INTERNATIONAL INC.	Food products, other	40,119.20
Panama	ES-KO INTERNATIONAL INC.	Waters, not sweetened	197,501.96
Poland	Tricomp LTD	Bridges, bridge sections, towers and lattice masts, of iron or steel	92,805.80
Poland	Tricomp LTD	Mortars and concretes, non-refractory	260,000.00
Poland	Tricomp LTD	Structural components, prefabricated, of cement or concrete	83,200.00
Republic of Korea	Caravan Engineered Structure Inc.	Buildings, prefabricated for office, school, home or warehouse	438,250.00
Republic of Korea	Caravan Engineered Structure Inc.	Doors, windows and their frames, of iron, steel or aluminium	261,737.88
Republic of Korea	Caravan Engineered Structure Inc.	Insulated wire and cable; optical fibre cables	787,346.95
Republic of Korea	CARAVAN ENGINEERED STRUCTURES INC.	Camping equipment	187,400.00
Republic of Korea	CARAVAN ENGINEERED STRUCTURES, INC	Buildings, prefabricated for office, school, home or warehouse	618,450.00
Republic of Korea	CARAVAN ENGINEERED STRUCTURES, INC	Buildings, prefabricated for office, school, home or warehouse	598,500.00
Republic of Korea	Caravan Engineered Structures, Inc	Camping equipment	261,620.00
Republic of Korea	CARAVAN ENGINEERED STRUCTURES, INC	Insulated wire and cable; optical fibre cables	52,276.44
Republic of Korea	Caravan Engineered Structures, Inc.	Buildings, prefabricated for office, school, home or warehouse	127,000.00
Republic of Korea	CARAVAN ENGINEERED STRUCTURES, Inc.	Buildings, prefabricated for office, school, home or warehouse	59,920.00
Republic of Korea	CARAVAN ENGINEERED STRUCTURES, INC.	Camping equipment	3,484,250.00
Republic of Korea	CARAVAN ENGINEERED STRUCTURES, INC.	Camping equipment	598,500.00
Republic of Korea	CARAVAN ENGINEERED STRUCTURES, INC.	Telecommunication equipment, parts and accessories thereof	53,888.77
Republic of Korea	Caravan Engineered Structures, Inc	Buildings, prefabricated for office, school, home or warehouse	1,083,500.00
Republic of Korea	Caravan Engineered Structures, Inc	Camping equipment	712,000.00
Republic of Korea	Caravan Engineered Structures, Inc	Insulated wire and cable; optical fibre cables	203,697.09
Republic of Korea	HYUNDAI MOTOR COMPANY	MOTOR VEHICLES AND PARTS AND ACCESS	206,816.88
Republic of Korea	JUNG ANG PRODUCTION CO., LTD.	CLOTHING OF TEXTILE MATERIALS	120,000.00
Republic of Korea	Youyang Airport Lighting Equipment INC.	Lighting equipment	6,959,707.28
Rwanda	ENGEN RWANDA LTD	Petroleum oils, light, and other light oils	30,800.00
Rwanda	MAGASIN GULAM TRADING AS (MEHBOOB)	Iron and steel, remelting scrap ingots thereof	110,330.00
Serbia	AUTOTRADE SH.P.K.	Motor vehicle parts and accessories	60,562.91
Serbia	HIB Petrol Sh.P.K.	Fuel oils, n.e.c.	509,950.25
Serbia	HIB Petrol Sh.P.K.	Fuel oils, n.e.c.	182,172.75
Sierra Leone	CONCORD STORE LTD	Vehicles n.e.c.	41,062.07
Sierra Leone	HOGA ELECTRONICS	Satellite communication systems	58,622.00
Sierra Leone	SAFECON PETROLEUM (SL) LTD	Gas oils (diesel oil)	852,600.00
Sierra Leone	TOTAL SIERRA LEONE LTD	Gas oils (diesel oil)	85,490.00
Sierra Leone	TOTAL SIERRA LEONE LTD	Motor spirit (gasoline), including aviation spirit	282,280.00
Singapore	HILLS INTERNATIONAL (SINGAPORE)	CLOTHING OF TEXTILE MATERIALS	198,000.00
Singapore	HILLS INTERNATIONAL (SINGAPORE)	CLOTHING OF TEXTILE MATERIALS	198,000.00
South Africa	AUDIO VISUAL CENTRE	Microphones, loudspeakers, headphones, earphones, amplifiers	43,111.70
South Africa	BAE SYSTEMS	Motor vehicle parts and accessories	122,987.24
South Africa	BAE SYSTEMS	Motor vehicle parts and accessories	83,578.95
South Africa	BAE SYSTEMS	Motor vehicle parts and accessories	65,591.46
South Africa	BAE SYSTEMS	Motor vehicle parts and accessories	51,637.66
South Africa	BAE SYSTEMS-LAND SYSTEMS SOUTH AFRICA (PTY) LTD.	Motor vehicle parts and accessories	153,904.39
South Africa	CLAYTON COMMUNICATIONS (PTY) LTD	Audio visual equipment n.e.c., parts and accessories thereof	364,459.87
South Africa	FRANKLINE ENGINEERING	Asphalt or similar material, articles thereof	197,864.24
South Africa	Hydraform Africa (PTY) LTD	Machinery and equipment for the cement, ceramics and glass industries	426,477.22
South Africa	IMTECH MARINE SOUTH AFRICA (PTY) LTD	Radar apparatus, radio navigational aid and radio remote control apparatus	113,703.11
South Africa	Osprea Logistics SA PTY Ltd	General purpose machinery, parts and accessories thereof	503,750.43
South Africa	Osprea Logistics SA PTY Ltd	General purpose machinery, parts and accessories thereof	147,087.40
South Africa	Osprea Logistics SA PTY Ltd	General purpose machinery, parts and accessories thereof	32,015.63
South Africa	Osprea Logistics SA PTY Ltd	Motor vehicle parts and accessories	76,105.03
South Africa	Osprea Logistics SA PTY Ltd	Weighing equipment, micrometers, gauges etc.	55,147.37
South Africa	SGR MEDICAL SUPPLIES	Laboratory equipment n.e.c.	40,112.88
South Africa	ZANS AFRICAN MEDICAL	Laboratory equipment, miscellaneous	56,504.80
Spain	AME MATERIAL ELECTRICO SA	Measuring or checking instruments and apparatus for electrical quantities	76,359.79
Spain	APLIQUEM MICROONES 21 S.L.	Instruments for measuring temperature or other physical properties n.e.c.	54,150.07
Spain	REPONDO Y GARCIA S.A	Domestic metal products	108,426.10
Spain	REPSOL YPF LUBRICANTES ESPECIALDADES S.A	Fuel oils, n.e.c.	75,423.09
Spain	UNION CASTELLANA DE ALIMENTACION	PREFABRICATED BUILDINGS	740,626.58



## Major purchase orders by UN organization

AGENCY			PO Value
Location of Supplier	Name of Supplier	Description of Goods	USD
Sudan	UNPD continued		
Sudan	Abu Reem for Transport	Electronic measuring equipment n.e.c.	44,000.00
Sudan	Aden Ltd.	Buildings, prefabricated for office, school, home or warehouse	84,882.00
Sudan	Aden Ltd.	Buildings, prefabricated for office, school, home or warehouse	74,179.00
Sudan	Aden Ltd.	Furniture, office, other than chairs	157,040.00
Sudan	Aden Ltd.	Gymnasium or athletics articles and equipment	43,000.00
Sudan	Aden Ltd.	Hand tools	74,428.00
Sudan	Aden Ltd.	Paper and paperboard products, other	61,800.00
Sudan	Aden Ltd.	Paper of paperboard n.e.c., for printing or other graphic purpose	37,100.00
Sudan	Aden Ltd.	Pipes, iron and steel	71,844.00
Sudan	Aden Ltd.	Structures, other, and sections of iron, steel or aluminium	59,763.00
Sudan	Aden Ltd.	Tableware, kitchenware, other household and toilet articles, of plastic	56,000.00
Sudan	Ahmed Elghazi For Petroleum & Transportation Works	Pebbles, gravel, broken or crushed stone, macadam etc.	125,200.00
Sudan	Ahmed Elghazi For Petroleum & Transportation Works	Pebbles, gravel, broken or crushed stone, macadam etc.	52,200.00
Sudan	Al Marasim Trading and Services	Cements	89,500.00
Sudan	Al Marasim Trading and Services	Cements	53,700.00
Sudan	Al Marasim Trading and Services	Detergents, perfumes and washing preparations	145,868.00
Sudan	Al Marasim Trading and Services	Electricity distribution or control apparatus	30,360.00
Sudan	Al Marasim Trading and Services	Electronic measuring equipment n.e.c.	182,804.00
Sudan	Al Marasim Trading and Services	Footwear, of rubber or plastics	55,500.00
Sudan	Al Marasim Trading and Services	Structures, other, and sections of iron, steel or aluminium	765,040.00
Sudan	Al Marasim Trading and Services	Weighing equipment, micrometers, gauges etc.	35,250.00
Sudan	AL WALEED FOR TRANSPORT	Food products, other	101,610.00
Sudan	Al Waleed for Transport	Lighting equipment	105,050.00
Sudan	Azbar for Industry, Transportation and Services Ltd. Co.	Air conditioning, cold chain and refrigerating equipment	184,249.00
Sudan	Azbar for Industry, Transportation and Services Ltd. Co.	Electrical equipment, parts and accessories thereof	259,069.40
Sudan	Bangkok Consult Limited	Sands	51,670.00
Sudan	Bidi Steel Building Company	Pebbles, gravel, broken or crushed stone, macadam etc.	143,850.00
Sudan	Bidi Steel Building Company	Pebbles, gravel, broken or crushed stone, macadam etc.	96,000.00
Sudan	BIRAWI INTERNATIONAL DEVELOPMENT CO. LTD	Pebbles, gravel, broken or crushed stone, macadam etc.	705,000.00
Sudan	BIRAWI INTERNATIONAL DEVELOPMENT CO. LTD	Pebbles, gravel, broken or crushed stone, macadam etc.	612,500.00
Sudan	BIRAWI INTERNATIONAL DEVELOPMENT CO. LTD	Pebbles, gravel, broken or crushed stone, macadam etc.	440,000.00
Sudan	BIRAWI INTERNATIONAL DEVELOPMENT CO. LTD	Pebbles, gravel, broken or crushed stone, macadam etc.	385,000.00
Sudan	BIRAWI INTERNATIONAL DEVELOPMENT CO. LTD	Pebbles, gravel, broken or crushed stone, macadam etc.	382,500.00
Sudan	BIRAWI INTERNATIONAL DEVELOPMENT CO. LTD	Pebbles, gravel, broken or crushed stone, macadam etc.	172,500.00
Sudan	CLEOPATRA CONSTRUCTION & LOGISTICS CO. LTD.	Structural components, prefabricated, of cement or concrete	96,000.00
Sudan	DARKA FOR TRADING & SERVICES	Food products, other	365,809.28
Sudan	DND for Trading and Construction	Pebbles, gravel, broken or crushed stone, macadam etc.	106,027.78
Sudan	DND for Trading and Construction	Pebbles, gravel, broken or crushed stone, macadam etc.	96,000.00
Sudan	ELberier Technology Co Ltd.	Clays, other	30,938.47
Sudan	Glyas Trading and Services	Twine, cordage, rope and cables	39,400.00
Sudan	Hawadin Stores	Motor vehicle parts and accessories	50,000.00
Sudan	Hawadin Stores	Motor vehicle parts and accessories	50,000.00
Sudan	Integrated Business Co. (IBC)	Electrical equipment, parts and accessories thereof	57,299.38
Sudan	Integrated Business Co. (IBC)	Furniture, office, other than chairs	59,031.42
Sudan	Integrated Business Co. (IBC)	Software licences	53,910.42
Sudan	Integrated Business Co. (IBC)	Structures, other, and sections of iron, steel or aluminium	167,091.89
Sudan	Kalzac Consolidated Services (Hellmann Worldwide Logistics)	Wood for joinery and carpentry, other	114,770.00
Sudan	Ladu and Brothers Company Ltd	Sands	485,950.00
Sudan	MANO FOR ROADS & BRIDGES	Sands	187,000.00
Sudan	MEGATRADE CO. LTD	Safety equipment	367,700.00
Sudan	Meimar Stores	Pebbles, gravel, broken or crushed stone, macadam etc.	68,680.00
Sudan	Meimar Stores	Pebbles, gravel, broken or crushed stone, macadam etc.	38,640.00
Sudan	Meimar Stores	Tubes, pipes and hoses, and fittings therefor, of plastics	917,246.80
Sudan	Mercur International For Development Co. Ltd	Buildings, prefabricated for office, school, home or warehouse	444,242.08
Sudan	Mercur International For Development Co. Ltd	Trailers and semi-trailers; containers	62,400.00
Sudan	MOHAMED ABUZEID QUARRIES	Pebbles, gravel, broken or crushed stone, macadam etc.	195,000.00
Sudan	New Life Printing Press	Books, brochures, leaflets and similar printed matter	33,900.00
Sudan	Onyx For Engineering & Integrated Solutions Co. Ltd.	Sports or outdoor games, articles and equipment therefor, other	69,016.00
Sudan	Pancrop Commercial CO. Ltd	Angles, shapes and sections, of iron or non-alloy steel	37,150.00
Sudan	Pancrop Commercial CO. Ltd	Ironmongry	35,713.50
Sudan	Pancrop Commercial CO. Ltd	Wooden products	36,920.00
Sudan	Pancrop Commercial Co. Ltd (PCC)	Detergents, perfumes and washing preparations	40,158.00
Sudan	Pashtoon Trading & Investment Company Ltd.	Cements	532,800.00
Sudan	Petronas Marketing Sudan Ltd	Clothing of textile materials	6,594,000.00
Sudan	Petronas Marketing Sudan Ltd	Fuel oils, n.e.c.	38,027,634.68
Sudan	Petronas Marketing Sudan Ltd	Fuel oils, n.e.c.	2,465,000.00
Sudan	Petronas Marketing Sudan Ltd	Fuel oils, n.e.c.	1,884,931.60
Sudan	Petronas Marketing Sudan Ltd	Fuel oils, n.e.c.	365,000.00
Sudan	Petronas Marketing Sudan Ltd	Fuel oils, n.e.c.	365,000.00
Sudan	Petronas Marketing Sudan Ltd	Fuel oils, n.e.c.	55,086.00
Sudan	Petronas Marketing Sudan Ltd	Fuel oils, n.e.c.	46,893.00
Sudan	Petronas Marketing Sudan Ltd	Gas oils (diesel oil)	10,955,900.00
Sudan	Petronas Marketing Sudan Ltd	Gas oils (diesel oil)	2,334,010.00
Sudan	Petronas Marketing Sudan Ltd	Gas oils (diesel oil)	1,162,000.00
Sudan	Petronas Marketing Sudan Ltd	Gas oils (diesel oil)	113,507.17
Sudan	Petronas Marketing Sudan Ltd	Motor spirit (gasoline), including aviation spirit	813,445.65
Sudan	Promark for Promotions and Marketing Co. Ltd	Advertising material, trade, commercial catalogues and the like	47,000.00
Sudan	Promark for Promotions and Marketing Co. Ltd	Books, brochures, leaflets and similar printed matter	60,500.00
Sudan	Repro Company Ltd	Books, brochures, leaflets and similar printed matter	38,000.00
Sudan	Repro Company Ltd	Registers, account books, note books, order books etc.	35,500.00
Sudan	Repro Company Ltd	Textile articles made-up, other	37,175.00
Sudan	Senait Trading Co. Ltd.	Cements	120,000.00
Sudan	Senait Trading Co. Ltd.	Cements	73,200.00
Sudan	Senait Trading Co. Ltd.	Cements	68,970.00
Sudan	SKYLINE Contracting Co LTD	Cements	75,000.00
Sudan	SKYLINE Contracting Co LTD	Cements	65,600.00
Sudan	SKYLINE Contracting Co LTD	Cements	60,000.00
Sudan	SKYLINE Contracting Co LTD	Sands	198,000.00
Sudan	SKYLINE Contracting Co LTD	Sands	190,400.00
Sudan	SKYLINE Contracting Co LTD	Sands	112,000.00
Sudan	SKYLINE Contracting Co LTD	Structural components, prefabricated, of cement or concrete	245,500.00
Sudan	SKYLINE Contracting Co LTD	Structural components, prefabricated, of cement or concrete	53,900.00
Sudan	Southern Sudan Beverages Limited	Waters, not sweetened	50,326.20
Sudan	Sudanese Tractor Company Ltd (SUTRAC)	Motor vehicle parts and accessories	86,115.68
Sudan	Sudanese Tractor Company Ltd (SUTRAC)	Motor vehicle parts and accessories	50,000.00
Sudan	TRISTAR ENERGY	Gas oils (diesel oil)	7,783,390.00
Sudan	TRISTAR ENERGY	Gas oils (diesel oil)	6,876,354.00
Sudan	TRISTAR ENERGY	Gas oils (diesel oil)	6,792,496.00
Sudan	TRISTAR ENERGY	Gas oils (diesel oil)	4,885,731.00
Sudan	TRISTAR ENERGY	Gas oils (diesel oil)	3,603,907.25
Sudan	TRISTAR ENERGY	Gas oils (diesel oil)	2,558,920.90
Sudan	TRISTAR ENERGY	Gas oils (diesel oil)	2,416,052.98
Sudan	TRISTAR ENERGY	Gas oils (diesel oil)	1,981,723.00
Sudan	TRISTAR ENERGY	Gas oils (diesel oil)	1,421,741.00
Sudan	TRISTAR ENERGY	Gas oils (diesel oil)	62,841.00
Sudan	TRISTAR ENERGY	Jet fuel, spirit type (gasoline type)	6,749,738.00
Sudan	TRISTAR ENERGY	Jet fuel, spirit type (gasoline type)	5,811,000.00
Sudan	TRISTAR ENERGY	Jet fuel, spirit type (gasoline type)	5,808,000.00
Sudan	TRISTAR ENERGY	Jet fuel, spirit type (gasoline type)	5,334,371.51
Sudan	TRISTAR ENERGY	Jet fuel, spirit type (gasoline type)	4,226,880.00
Sudan	TRISTAR ENERGY	Lubricating preparations	736,425.13
Sudan	TRISTAR ENERGY	Lubricating preparations	115,460.00
Sudan	TRISTAR ENERGY	Lubricating preparations	108,934.00

## Major purchase orders by UN organization

AGENCY	Location of Supplier	Name of Supplier	Description of Goods	PO Value USD
	<b>UNPD continued</b>			
	Sudan	TRISTAR ENERGY	Lubricating preparations	72,324.00
	Sudan	TRISTAR ENERGY	Motor spirit (gasoline), including aviation spirit	91,500.00
	Sudan	Wad Hamdan for Trading	Pebbles, gravel, broken or crushed stone, macadam etc.	88,000.00
	Sweden	BIAB INTERNATIONAL	Tableware, kitchenware, other household and toilet articles, of plastic	121,862.00
	Sweden	BIAB INTERNATIONAL AB	Bars and rods of iron or steel, hot rolled	583,451.00
	Sweden	Biab International AB	Brushes	115,561.00
	Sweden	BIAB INTERNATIONAL AB	Buildings, prefabricated for office, school, home or warehouse	606,610.00
	Sweden	Biab International AB	Detergents, perfumes and washing preparations	245,988.00
	Sweden	Biab International AB	Furniture, domestic	186,000.00
	Sweden	BIAB INTERNATIONAL AB	Metal goods n.e.c.	115,194.66
	Sweden	BIAB INTERNATIONAL AB	Pumps, compressors, valves, etc., parts thereof	72,436.20
	Sweden	BIAB INTERNATIONAL AB	Pumps, water	42,812.30
	Sweden	BIAB INTERNATIONAL AB	Safety clothing and headgear; other headgear of rubber or plastics	42,638.40
	Sweden	BIAB INTERNATIONAL AB	Stoppers, caps, lids and other metal packing accessories; wire and wire products	32,171.00
	Sweden	Biab International AB	Tableware, kitchenware, other household and toilet articles, of plastic	152,700.00
	Sweden	BIAB INTERNATIONAL AB	Toilet tissue stock; miscellaneous other papers	44,285.00
	Sweden	BIAB INTERNATIONAL AB	Trailers and semi-trailers; containers	51,564.00
	Sweden	BIAB INTERNATIONAL AB	Welding and soldering consumables	31,762.00
	Sweden	GRATTS INTERNATIONAL AB	Plywood	277,121.92
	Sweden	Gratts International AB	Timber, hard	1,136,000.00
	Sweden	GRATTS INTERNATIONAL AB	Timber, soft	1,429,020.00
	Sweden	Gratts International AB	Timber, soft	235,122.50
	Sweden	Gratts International AB	Timber, soft	81,069.40
	Sweden	NEW PAC SAFETY	SAFETY EQUIPMENT	66,000.00
	Sweden	Saab AB	Motor vehicle parts and accessories	2,114,528.00
	Switzerland	CRYPTO AG	TELECOMMUNICATION EQUIPMENT	138,796.68
	Switzerland	GSX GROUPWARE SOLUTIONS	Pc software, general	101,203.92
	Switzerland	INTERTRADE INTERNATIONAL SERVICES	Binders, folders and file covers	58,250.00
	Switzerland	INTERTRADE INTERNATIONAL SERVICES	Detergents, perfumes and washing preparations	146,356.57
	Switzerland	INTERTRADE INTERNATIONAL SERVICES	Plates, sheets, film, foil and strip of plastics, other	38,417.75
	Switzerland	INTERTRADE INTERNATIONAL SERVICES	Protection devices for edp equipment	70,204.91
	Switzerland	INTERTRADE INTERNATIONAL SERVICES	Stoppers, caps, lids and other metal packing accessories; wire and wire products	397,413.60
	Switzerland	INTERTRADE INTERNATIONAL SERVICES	Trailers and semi-trailers; containers	282,660.00
	Switzerland	INTERTRADE INTERNATIONAL SERVICES	Trailers and semi-trailers; containers	161,520.00
	Switzerland	INTERTRADE INTERNATIONAL SERVICES	STOPPERS, CAPS, LIDS AND OTHER META	113,662.85
	Switzerland	INTERTRADE INTERNATIONAL SERVICES (IIS)	Insulated wire and cable; optical fibre cables	66,131.02
	Switzerland	INTERTRADE INTERNATIONAL SERVICES (IIS)	Motor vehicle parts and accessories	64,212.90
	Switzerland	INTERTRADE INTERNATIONAL SERVICES S.A.	Electric motors, generators and transformers, parts thereof	34,782.23
	Switzerland	INTERTRADE INTERNATIONAL SERVICES S.A.	Tubes, pipes and hoses, and fittings thereof, of plastics	30,036.27
	Switzerland	INTERTRADE INTERNATIONAL SERVICES S.R.L.	Detergents, perfumes and washing preparations	34,775.26
	Switzerland	Intertrade International Services S.r.l.	Drawn and folded products of iron or steel; products of cast iron or steel	103,830.81
	Switzerland	Intertrade International Services S.r.l.	Electric motors, generators and transformers, parts thereof	240,222.03
	Switzerland	INTERTRADE INTERNATIONAL SERVICES S.R.L.	Mortars and concretes, non-refractory	87,776.00
	Switzerland	INTERTRADE INTERNATIONAL SERVICES S.R.L.	Pumps, water	71,803.97
	Switzerland	Intertrade International Services S.r.l.	Stoppers, caps, lids and other metal packing accessories; wire and wire products	421,118.90
	Switzerland	INTERTRADE INTERNATIONAL SERVICES SA	Air conditioning, cold chain and refrigerating equipment	188,385.00
	Switzerland	INTERTRADE INTERNATIONAL SERVICES SA	Buildings, prefabricated for office, school, home or warehouse	235,040.00
	Switzerland	INTERTRADE INTERNATIONAL SERVICES SA	Camping equipment	42,707.05
	Switzerland	INTERTRADE INTERNATIONAL SERVICES SA	Electric motors, generators and transformers, parts thereof	214,508.00
	Switzerland	INTERTRADE INTERNATIONAL SERVICES SA	Electric motors, generators and transformers, parts thereof	73,512.00
	Switzerland	INTERTRADE INTERNATIONAL SERVICES SA	Lifts, skip hoists, escalators and moving walkways	46,088.08
	Switzerland	INTERTRADE INTERNATIONAL SERVICES SA	Metal goods n.e.c.	40,385.03
	Switzerland	INTERTRADE INTERNATIONAL SERVICES SA	Motor vehicle parts and accessories	31,458.51
	Switzerland	INTERTRADE INTERNATIONAL SERVICES SA	Office machines, other	47,610.00
	Switzerland	INTERTRADE INTERNATIONAL SERVICES SA	Paper of paperboard n.e.c., for printing or other graphic purpose	113,712.90
	Switzerland	INTERTRADE INTERNATIONAL SERVICES SA	Plates, sheets, film, foil and strip of plastics, other	94,748.70
	Switzerland	INTERTRADE INTERNATIONAL SERVICES SA	Pumps, other than water pumps; air or other gas compressors	214,463.00
	Switzerland	INTERTRADE INTERNATIONAL SERVICES SA	Safety equipment	172,008.40
	Switzerland	INTERTRADE INTERNATIONAL SERVICES SA	Safety equipment	50,597.52
	Switzerland	INTERTRADE INTERNATIONAL SERVICES SA	Stoppers, caps, lids and other metal packing accessories; wire and wire products	123,858.50
	Switzerland	INTERTRADE INTERNATIONAL SERVICES SA	Telephone equipment	49,253.95
	Switzerland	INTERTRADE INTERNATIONAL SERVICES SA	Toilet tissue stock; miscellaneous other papers	64,894.78
	Switzerland	INTERTRADE INTERNATIONAL SERVICES SA	Tyres, pneumatic new, inner tubes, solid or cushion tyres, etc.	36,097.81
	Switzerland	INTERTRADE INTERNATIONAL SERVICES SA	Welding and soldering consumables	119,186.00
	Switzerland	INTERTRADE INTERNATIONAL SERVICES SRL	Security equipment, special purpose	34,243.48
	Switzerland	INTERTRADE INTERNATIONAL SERVICES,S.R.L	Electrical equipment, parts and accessories thereof	30,299.50
	Switzerland	INTERTRADE INTERNATIONAL SERVICES,S.R.L	Equipment and accessories for connecting edp equipment intonetworks	55,589.61
	Switzerland	INTERTRADE INTERNATIONAL SERVICES,S.R.L	Equipment and accessories for connecting edp equipment intonetworks	34,418.18
	Switzerland	INTERTRADE INTERNATIONAL SERVICES,S.R.L	Security equipment, special purpose	59,145.00
	Switzerland	INTERTRADE INTERNATIONAL SERVICES,S.R.L	Tyres, pneumatic new, inner tubes, solid or cushion tyres, etc.	86,323.83
	Switzerland	SUPREME FOODSERVICE GMBH	Food products, other	15,045,576.19
	Switzerland	SUPREME FOODSERVICE GMBH	Food products, other	661,052.99
	Switzerland	Tycos Electronics Logistics AG	Insulated wire and cable; optical fibre cables	490,477.18
	Switzerland	UNIL (UNIVERSITE DE LAUSANNE)	Security equipment, special purpose	37,194.36
	Switzerland	VITRA INTERNATIONAL AG	FURNITURE	181,576.00
	Switzerland	WORLD HEALTH ORGANIZATION	ARTICLES FOR MEDICAL OR SURGICAL PU	78,902.87
	Syrian Arab Republic	ALKARIM FOR TRADE & INDUSTRY LLC	Lubricating preparations	45,813.60
	Syrian Arab Republic	Basem Saifo	Bicycles and other cycles; invalid carriages	41,290.00
	Syrian Arab Republic	CSB for Telecommunications & IT Services (Corporation of Seirawan Brothers)	Telecommunication equipment, parts and accessories thereof	34,560.00
	Syrian Arab Republic	Maheer Suleiman Youssef	Waters, not sweetened	61,021.00
	Syrian Arab Republic	MHD/Suleiman Audah Bashi	Fruit, other, fresh	125,486.00
	Syrian Arab Republic	MHD/Suleiman Audah Bashi	Fruit, other, fresh	73,003.71
	Syrian Arab Republic	MHD-SULTAN Abdou HAKIM	Binders, folders and file covers	33,957.00
	Syrian Arab Republic	Mohamad Anwar Hamad	Security equipment, special purpose	44,380.00
	Syrian Arab Republic	Nader Hamida	Detergents, perfumes and washing preparations	47,717.30
	Syrian Arab Republic	R & E HOMSI	Electric motors, generators and transformers, parts thereof	57,675.15
	Syrian Arab Republic	R & E HOMSI	Electric motors, generators and transformers, parts thereof	36,141.00
	Syrian Arab Republic	RAFIQ RIFAI	Furniture, office, other than chairs	57,751.00
	Syrian Arab Republic	RAFIQ RIFAI	Furniture, office, other than chairs	40,766.00
	Syrian Arab Republic	SADCOP (MAHROUKAT)	Gas oils (diesel oil)	1,688,256.23
	Syrian Arab Republic	SADCOP (MAHROUKAT)	Gas oils (diesel oil)	194,992.34
	The former Yugoslav Republic of Macedonia	GENES KOMPANI DOOEL	Gymnasium or athletics articles and equipment	142,685.07
	Timor-Leste	Alfa Dili Unipessoal Lda	Waters, not sweetened	69,990.00
	Timor-Leste	Express Distribution Services I, Unipessoal Lda.	Gas oils (diesel oil)	49,500.00
	Timor-Leste	PT. PERTAMINA (PERSERO),Marketing Representative Timor,S.A	Gas oils (diesel oil)	405,000.00
	Timor-Leste	PT. PERTAMINA (PERSERO),Marketing Representative Timor,S.A	Motor spirit (gasoline), including aviation spirit	43,434.41
	Timor-Leste	RMS ENGINEERING & CONSTRUCTION PTY LTD	Pebbles, gravel, broken or crushed stone, macadam etc.	50,000.00
	Turkey	KULAK INSAAT TICARET VE SANAYI A.S	Fuel oils, n.e.c.	192,240.00
	Turkey	Mehmet Gokdamir Insaat Sanayi Ticaret Ltd. SIRKETI	Bricks, blocks, tiles etc. and ceramic goods, other	204,810.93
	Turkey	Mehmet Gokdamir Insaat Sanayi Ticaret Ltd. SIRKETI	Bricks, blocks, tiles etc. and ceramic goods, other	96,646.15
	Turkey	Mehmet Gokdamir Insaat Sanayi Ticaret Ltd. SIRKETI	Tiles, flagstones, bricks etc. of cement, concrete or artificial stone	1,403,194.39
	Turkey	Mehmet Gokdamir Insaat Sanayi Ticaret Ltd. SIRKETI	Construction goods, ceramic, other	112,361.65
	Turkey	Mehmet Gokdamir Insaat Sanayi Ticaret Ltd. SIRKETI	Construction goods, ceramic, other	90,669.87
	Turkey	Mehmet Gokdamir Insaat Sanayi Ticaret Ltd. SIRKETI	Engines, internal combustion, other than for motor vehiclesand aircraft	4,419,874.93
	Turkey	Mehmet Gokdamir Insaat Sanayi Ticaret Ltd. SIRKETI	Prefabricated buildings, parts thereof	53,370.75
	Turkey	TECIMER FOREIGN TRADE LIMITED	Gas generators, distilling plant	50,935.00
	Turkey	TECIMER FOREIGN TRADE LIMITED	Waters, not sweetened	50,210.00
	Uganda	APPLIANCE WORLD LIMITED	Domestic cooking and heating equipment	46,000.00
	Uganda	APPLIANCE WORLD LIMITED	Radio broadcast and television receivers	47,875.00
	Uganda	AQUA COOLERS LTD	Waters, not sweetened	80,604.00
	Uganda	CITY TYRES	Accumulators, electric	40,000.00
	Uganda	CITY TYRES	Tyres, pneumatic new, inner tubes, solid or cushion tyres, etc.	70,853.46

## Major purchase orders by UN organization

AGENCY			PO Value
Location of Supplier	Name of Supplier	Description of Goods	USD
<b>UNPD continued</b>			
Uganda	CITY TYRES	Tyres, pneumatic new, inner tubes, solid or cushion tyres, etc.	53,668.26
Uganda	GAUL (U) Limited	Bituminous mixtures based on natural asphalt, on natural bitumen etc.	247,500.00
Uganda	Great Lakes Regional Distributors (U) Limited	Doors, windows and their frames, of iron, steel or aluminium	189,110.00
Uganda	HOME MADE COMMODITIES (U) LTD.	Cements	64,500.00
Uganda	Hwan Sung Industries Ltd	Furniture, domestic	65,978.00
Uganda	Hwan Sung Industries Ltd	Furniture, domestic	34,603.00
Uganda	Hwan Sung Industries Ltd	Furniture, office, other than chairs	230,220.60
Uganda	Kampala Hard Ware	Cements	58,208.96
Uganda	Kampala Hard Ware	Timber, soft	41,126.87
Uganda	Malaysia Furnishing Centre	Furniture, domestic	296,329.00
Uganda	Megha Industries (U) Ltd	Furniture, domestic	46,372.00
Uganda	NITMAT SERVICES LIMITED	Electricity distribution or control apparatus	64,255.00
Uganda	NIT-NET OFFICE SOLUTIONS LTD	Tubes, pipes and hoses, and fittings therefor, of plastics	89,011.76
Uganda	PEACE (U) LTD	Cements	139,200.00
Uganda	PEACE (U) LTD	Containers of iron, steel or aluminium	85,000.00
Uganda	PROCURE SERVICES LTD	Air conditioning, cold chain and refrigerating equipment	118,725.50
Uganda	Saahib Enterprises Limited	Buildings, prefabricated for office, school, home or warehouse	90,000.00
Uganda	Saahib Enterprises Limited	Chemical products, other	31,500.00
Uganda	SEROMA LTD	Cements	269,400.81
Uganda	SPEDAG INTERFREIGHT UGANDA LTD	Buildings, prefabricated for office, school, home or warehouse	273,088.53
Uganda	SUMADHURA TECHNOLOGIES LTD.	Coal or rock cutters and tunnelling, boring and sinking machinery	89,000.00
Uganda	Total (U) Ltd.	Gas oils (diesel oil)	250,000.00
Uganda	Total (U) Ltd.	Gas oils (diesel oil)	250,000.00
Uganda	Total (U) Ltd.	Motor spirit (gasoline), including aviation spirit	7,200,000.00
Uganda	Total (U) Ltd.	Motor spirit (gasoline), including aviation spirit	4,418,695.15
United Arab Emirates	AL AZHAR TRADING CO.	Audio and video accessories	39,739.03
United Arab Emirates	AL AZHAR TRADING CO.	Lubricating preparations	73,905.84
United Arab Emirates	AL AZHAR TRADING CO. (LLC)	Safety equipment	84,559.33
United Arab Emirates	BLUE FLAG GENERAL TRADING COMPANY LLC	Air conditioning, cold chain and refrigerating equipment	165,000.00
United Arab Emirates	EBASCO TRADING CORPORATION	Expendables and accessories for use with edp equipment n.e.c.	48,741.20
United Arab Emirates	EBASCO TRADING CORPORATION	Lubricating preparations	351,500.90
United Arab Emirates	ECOLOG INTERNATIONAL FZE	Waters, not sweetened	67,572.82
United Arab Emirates	ENOC INTERNATIONAL SALES L.L.C.	Motor spirit (gasoline), including aviation spirit	503,216.00
United Arab Emirates	ENOC INTERNATIONAL SALES L.L.C.	Motor spirit (gasoline), including aviation spirit	266,154.29
United Arab Emirates	FG WILSON (ENGINEERING) FZE.	Engines and motors, hydraulic and pneumatic power	48,280.87
United Arab Emirates	FG WILSON (ENGINEERING) FZE.	Engines and motors, hydraulic and pneumatic power	37,226.40
United Arab Emirates	Golden Relief Resources LLC	Computer display terminals	92,750.00
United Arab Emirates	GOLDEN RELIEF RESOURCES LLC	Electric motors, generators and transformers, parts thereof	64,736.15
United Arab Emirates	Golden Relief Resources LLC	Electric motors, generators and transformers, parts thereof	49,892.00
United Arab Emirates	Golden Relief Resources LLC	Food products, other	81,981.00
United Arab Emirates	GOLDEN RELIEF RESOURCES LLC	Luggage, handbags and the like	45,275.00
United Arab Emirates	GOLDEN RELIEF RESOURCES LLC	Pumps, other than water pumps; air or other gas compressors	238,433.63
United Arab Emirates	Golden Relief Resources LLC	Tableware, kitchenware, other household and toilet articles, of plastic	54,651.00
United Arab Emirates	HASHEL GENERAL TRADING LLC	Safety equipment	160,850.00
United Arab Emirates	Headlinks Gen. Trading	Accumulators, electric	47,192.50
United Arab Emirates	Headlinks General Trading LLC	Air conditioning, cold chain and refrigerating equipment	236,467.20
United Arab Emirates	Headlinks General Trading LLC	Insulated wire and cable; optical fibre cables	31,312.50
United Arab Emirates	Headlinks General Trading LLC	Safety equipment	413,745.00
United Arab Emirates	INCHCAPE SHIPPING SERVICES LLC	Food products, other	13,223,837.76
United Arab Emirates	INCHCAPE SHIPPING SERVICES LLC	Food products, other	204,456.00
United Arab Emirates	INCHCAPE SHIPPING SERVICES LLC	Food products, other	85,190.00
United Arab Emirates	INTERNATIONAL ARMORED GROUP FZE	Motor vehicle parts and accessories	36,500.00
United Arab Emirates	INTERNATIONAL ARMORED GROUP FZE	Motor vehicles, special purpose	300,250.00
United Arab Emirates	INTERNATIONAL ARMORED GROUP FZE	MOTOR VEHICLES, SPECIAL PURPOSE	259,250.00
United Arab Emirates	JETEX FCZO	Motor spirit (gasoline), including aviation spirit	180,000.00
United Arab Emirates	LANDMARK RESOURCES FCZO	General purpose machinery, parts and accessories thereof	36,194.36
United Arab Emirates	MAB INTERNATIONAL GENERAL TRADING (LLC)	Motor vehicle parts and accessories	32,929.00
United Arab Emirates	NK GLOBAL FZE	Radio broadcast and television receivers	30,110.26
United Arab Emirates	O.K.I. General Trading	Angles, shapes and sections, of iron or non-alloy steel	68,486.00
United Arab Emirates	O.K.I. General Trading	Automotive workshop equipment	94,083.02
United Arab Emirates	O.K.I. General Trading	Domestic cooking and heating equipment	30,775.00
United Arab Emirates	O.K.I. General Trading	Domestic metal products	37,400.00
United Arab Emirates	O.K.I. General Trading	Expendables and accessories for use with edp equipment n.e.c.	38,695.62
United Arab Emirates	O.K.I. General Trading	Furniture, kitchen	38,795.00
United Arab Emirates	O.K.I. General Trading	Ironmongry	120,600.00
United Arab Emirates	O.K.I. General Trading	Microphones, loudspeakers, headphones, earphones, amplifiers	39,210.50
United Arab Emirates	O.K.I. General Trading	Paints and varnishes (including enamels and lacquers) and related products	155,408.00
United Arab Emirates	O.K.I. General Trading	Pipes and other accessories, for use with pumps	71,947.00
United Arab Emirates	O.K.I. General Trading	Pumps, water	55,431.50
United Arab Emirates	O.K.I. General Trading	Safety equipment	47,274.00
United Arab Emirates	O.K.I. General Trading LLC	Agrochemicals	32,100.00
United Arab Emirates	O.K.I. General Trading LLC	Asphalt or similar material, articles thereof	121,047.95
United Arab Emirates	O.K.I. General Trading LLC	Asphalt or similar material, articles thereof	112,776.00
United Arab Emirates	O.K.I. General Trading LLC	Buildings, prefabricated for office, school, home or warehouse	78,080.02
United Arab Emirates	O.K.I. GENERAL TRADING LLC	Domestic appliances other than cooling and heating equipment	31,869.43
United Arab Emirates	O.K.I. GENERAL TRADING LLC	Domestic cooking and heating equipment	34,845.00
United Arab Emirates	O.K.I. General Trading LLC	Electric motors, generators and transformers, parts thereof	30,900.00
United Arab Emirates	O.K.I. GENERAL TRADING LLC	Electrical equipment, parts and accessories thereof	82,357.08
United Arab Emirates	O.K.I. GENERAL TRADING LLC	Gymnasium or athletics articles and equipment	59,827.00
United Arab Emirates	O.K.I. General Trading LLC	Gymnasium or athletics articles and equipment	42,790.00
United Arab Emirates	O.K.I. General Trading LLC	Insulated wire and cable; optical fibre cables	195,967.06
United Arab Emirates	O.K.I. General Trading LLC	Ironmongry	85,745.80
United Arab Emirates	O.K.I. GENERAL TRADING LLC	Petroleum oils, light, and other light oils	63,202.00
United Arab Emirates	O.K.I. General Trading LLC	Tyres, pneumatic new, inner tubes, solid or cushion tyres, etc.	388,411.60
United Arab Emirates	O.K.I. General trading LLC	Electricity distribution or control apparatus	52,704.60
United Arab Emirates	O.K.I. General trading LLC	Paints and varnishes (including enamels and lacquers) and related products	58,072.10
United Arab Emirates	O.K.I. General Trading LLC	Expendables for use with edp equipment	31,569.63
United Arab Emirates	O.K.I. General Trading LLC	Ironmongry	60,150.00
United Arab Emirates	O.K.I. General Trading LLC	Ironmongry	46,382.00
United Arab Emirates	O.K.I. General Trading LLC	Laboratory equipment miscellaneous n.e.c.	102,090.00
United Arab Emirates	O.K.I. GENERAL TRADING LLC	Metal cutting machine tools	52,747.00
United Arab Emirates	O.K.I. General Trading LLC	Motor vehicle parts and accessories	32,578.30
United Arab Emirates	O.K.I. General Trading LLC	Paper of paperboard n.e.c., for printing or other graphic purpose	53,769.20
United Arab Emirates	OKI General Trading	Electricity distribution or control apparatus	54,356.00
United Arab Emirates	OKI General Trading	Metal goods n.e.c.	116,364.00
United Arab Emirates	OKI General Trading	Mortars and concretes, non-refractory	210,138.05
United Arab Emirates	OKI General Trading	Telecommunication equipment, parts and accessories thereof	69,939.00
United Arab Emirates	OKI GENERAL TRADING LLC	Construction goods, ceramic, other	342,763.94
United Arab Emirates	OKI GENERAL TRADING LLC	Paints and varnishes (including enamels and lacquers) and related products	200,000.70
United Arab Emirates	OKI GENERAL TRADING LLC	Radio or television transmission apparatus; television cameras	52,747.01
United Arab Emirates	OKI GENERAL TRADING LLC	Stoppers, caps, lids and other metal packing accessories; wire and wire products	67,266.00
United Arab Emirates	OKI GENERAL TRADING LLC	Tyres, pneumatic new, inner tubes, solid or cushion tyres, etc.	67,196.00
United Arab Emirates	Pashtoon International General Trading LLC (Dubai)	Footwear, of rubber or plastics	72,460.73
United Arab Emirates	RA International FCZO	Sacks and bags, of a kind used for the packing of goods	334,343.85
United Arab Emirates	RA International FCZO	Sacks and bags, of a kind used for the packing of goods	86,310.21
United Arab Emirates	Red Orange General Trading LLC	Air conditioning, cold chain and refrigerating equipment	202,778.00
United Arab Emirates	RESOURCE CHAIN L.L.C	Automotive workshop equipment	31,072.20
United Arab Emirates	Resource Chain L.L.C	Electrical equipment, parts and accessories thereof	34,208.90
United Arab Emirates	RESOURCE CHAIN L.L.C	Electricity distribution or control apparatus	407,736.50
United Arab Emirates	RESOURCE CHAIN L.L.C	Motor vehicle parts and accessories	30,200.00
United Arab Emirates	RESOURCE CHAIN L.L.C	Toilet tissue stock; miscellaneous other papers	42,277.75
United Arab Emirates	SKA INTERNATIONAL GROUP LIMITED	Fuel oils, n.e.c.	72,000.22
United Arab Emirates	Sky Gulf Trading FZE	Domestic metal products	82,532.50



## Major purchase orders by UN organization

AGENCY			PO Value
Location of Supplier	Name of Supplier	Description of Goods	USD
UNPD continued			
United Arab Emirates	Sky Gulf Trading FZE	Pumps, other than water pumps; air or other gas compressors	32,260.60
United Arab Emirates	Supreme Foodservice GmbH	Food products, other	33,155,623.78
United Arab Emirates	Supreme Foodservice GmbH	Food products, other	23,104,690.17
United Arab Emirates	Supreme Foodservice GmbH	Food products, other	2,561,931.63
United Arab Emirates	Supreme Foodservice GmbH	Food products, other	788,216.22
United Arab Emirates	Supreme Foodservice GmbH	Meat and edible offal, fresh, chilled or frozen n.e.c.	521,405.64
United Arab Emirates	Supreme Foodservice GmbH	Meat and edible offal, fresh, chilled or frozen n.e.c.	440,301.82
United Arab Emirates	Supreme Foodservice GmbH	Twine, cordage, rope and cables	3,656,284.10
United Arab Emirates	SUPREME FUELS TRADING FZE	Fuel oils, n.e.c.	2,995,000.00
United Arab Emirates	SUPREME FUELS TRADING FZE	Fuel oils, n.e.c.	77,887.00
United Arab Emirates	SUPREME FUELS TRADING FZE	Fuel oils, n.e.c.	59,047.82
United Arab Emirates	SUPREME FUELS TRADING FZE	Fuel oils, n.e.c.	53,512.95
United Arab Emirates	SUPREME FUELS TRADING FZE	Furniture, domestic	12,157,218.10
United Arab Emirates	SUPREME FUELS TRADING FZE	Furniture, domestic	2,744,880.16
United Arab Emirates	SUPREME FUELS TRADING FZE	Motor spirit (gasoline), including aviation spirit	469,680.00
United Arab Emirates	TRACK24 FZE	Telecommunication equipment, parts and accessories thereof	135,318.10
United Arab Emirates	TRILOK	Lubricating preparations	33,282.80
United Arab Emirates	TRILOK Marketing & Trading LLC	Buildings, prefabricated for office, school, home or warehouse	57,865.00
United Arab Emirates	TRILOK Marketing & Trading LLC	Containers, paper and paperboard	52,175.00
United Arab Emirates	Trilok Marketing & Trading LLC	Curtains and blinds	113,300.00
United Arab Emirates	TRILOK Marketing & Trading LLC	Domestic cooking and heating equipment	44,203.00
United Arab Emirates	TRILOK Marketing & Trading LLC	Electric motors, generators and transformers, parts thereof	53,771.50
United Arab Emirates	TRILOK Marketing & Trading LLC	Mini-computers	56,257.00
United Arab Emirates	TRILOK MARKETING & TRADING LLC	Pipes and other accessories, for use with pumps	37,599.25
United Arab Emirates	TRILOK MARKETING & TRADING LLC	Processing units for edp, other	34,085.65
United Arab Emirates	TRILOK Marketing & Trading LLC	Software application packages	40,700.00
United Arab Emirates	TRILOK Marketing & Trading LLC	Stationery articles n.e.c.	33,310.00
United Arab Emirates	TRILOK MARKETING & TRADING LLC	Tubes, pipes and hoses, and fittings therefor, of plastics	63,527.00
United Arab Emirates	TRILOK Marketing & Trading LLC	Tyres, pneumatic new, inner tubes, solid or cushion tyres, etc.	471,147.50
United Arab Emirates	TRISTAR TRANSPORT LLC	Engines, internal combustion, of a kind used for motor vehicles	800,000.00
United Arab Emirates	TRISTAR TRANSPORT LLC	Gas oils (diesel oil)	9,647,500.00
United Arab Emirates	TRISTAR TRANSPORT LLC	Gas oils (diesel oil)	6,650,000.00
United Arab Emirates	TRISTAR TRANSPORT LLC	Gas oils (diesel oil)	4,585,821.87
United Arab Emirates	TRISTAR TRANSPORT LLC	Gas oils (diesel oil)	4,250,000.00
United Arab Emirates	TRISTAR TRANSPORT LLC	Gas oils (diesel oil)	3,700,000.00
United Arab Emirates	TRISTAR TRANSPORT LLC	Gas oils (diesel oil)	2,888,838.00
United Arab Emirates	TRISTAR TRANSPORT LLC	Gas oils (diesel oil)	2,600,000.00
United Arab Emirates	TRISTAR TRANSPORT LLC	Gas oils (diesel oil)	288,289.24
United Arab Emirates	TRISTAR TRANSPORT LLC	Gas oils (diesel oil)	200,000.00
United Arab Emirates	TRISTAR TRANSPORT LLC	Gas oils (diesel oil)	75,145.00
United Arab Emirates	TRISTAR TRANSPORT LLC	Gas oils (diesel oil)	56,000.00
United Arab Emirates	TRISTAR TRANSPORT LLC	Jet fuel, spirit type (gasoline type)	2,100,000.00
United Arab Emirates	TRISTAR TRANSPORT LLC	Jet fuel, spirit type (gasoline type)	224,725.00
United Arab Emirates	TRISTAR TRANSPORT LLC	Motor spirit (gasoline), including aviation spirit	19,300,000.00
United Arab Emirates	TRISTAR TRANSPORT LLC	Motor spirit (gasoline), including aviation spirit	10,910,000.00
United Arab Emirates	TRISTAR TRANSPORT LLC	Motor spirit (gasoline), including aviation spirit	6,751,000.00
United Arab Emirates	TRISTAR TRANSPORT LLC	Motor spirit (gasoline), including aviation spirit	870,000.00
United Arab Emirates	TRISTAR TRANSPORT LLC	Motor spirit (gasoline), including aviation spirit	800,000.00
United Arab Emirates	TRISTAR TRANSPORT LLC	Motor spirit (gasoline), including aviation spirit	56,000.00
United Arab Emirates	TRUEBELL MARKETING & TRADING	Curtains and blinds	75,882.50
United Arab Emirates	TRUEBELL MARKETING & TRADING	Domestic appliances other than cooling and heating equipment	264,227.50
United Arab Emirates	TRUEBELL MARKETING & TRADING	Domestic cooking and heating equipment	120,153.00
United Arab Emirates	TRUEBELL MARKETING & TRADING	Electric motors, generators and the like	310,750.00
United Arab Emirates	TRUEBELL MARKETING & TRADING	Electricity distribution or control apparatus	40,021.50
United Arab Emirates	TRUEBELL MARKETING & TRADING	Furniture, domestic	173,244.00
United Arab Emirates	TRUEBELL MARKETING & TRADING	Furniture, domestic	50,775.00
United Arab Emirates	TRUEBELL MARKETING & TRADING	Laboratory equipment miscellaneous n.e.c.	31,342.00
United Arab Emirates	TRUEBELL MARKETING & TRADING	Mechano-therapy appliances, respiration apparatus etc.	30,610.00
United Arab Emirates	TRUEBELL MARKETING & TRADING	Mortars and concretes, non-refractory	34,200.75
United Arab Emirates	TRUEBELL MARKETING & TRADING	Motor vehicle parts and accessories	30,698.50
United Arab Emirates	TRUEBELL MARKETING & TRADING	Safety equipment	124,586.80
United Arab Emirates	TRUEBELL MARKETING & TRADING	Security equipment, special purpose	42,300.00
United Arab Emirates	TRUEBELL MARKETING & TRADING	Tableware, kitchenware, other household articles and toiletarticles, ceramic	46,000.00
United Arab Emirates	TRUEBELL MARKETING & TRADING	Tubes, pipes and hoses, and fittings therefor, of plastics	53,783.00
United Arab Emirates	TRUEBELL MARKETING & TRADING	Tyres, pneumatic new, inner tubes, solid or cushion tyres, etc.	178,415.00
United Arab Emirates	TRUEBELL MARKETING & TRADING L.L.C	Lighting equipment	34,490.00
United Arab Emirates	TRUEBELL MARKETING & TRADING L.L.C	Motor vehicle parts and accessories	95,400.00
United Arab Emirates	TRUEBELL MARKETING & TRADING L.L.C	Tyres, pneumatic new, inner tubes, solid or cushion tyres, etc.	272,686.00
United Arab Emirates	TRUEBELL MARKETING & TRADING L.L.C	Tyres, pneumatic new, inner tubes, solid or cushion tyres, etc.	59,494.00
United Arab Emirates	TRUEBELL MARKETING & TRADING L.L.C	Tyres, pneumatic new, inner tubes, solid or cushion tyres, etc.	60,600.00
United Arab Emirates	TRUEBELL MARKETING & TRADING L.L.C	Asphalt or similar material, articles thereof	100,880.00
United Arab Emirates	TRUEBELL MARKETING & TRADING LLC	Telecommunication equipment, parts and accessories thereof	58,578.00
United Arab Emirates	WESTERN AUTO	Passenger saloons, 2wd	49,306.00
United Arab Emirates	WORLDTRADE FZE	Telephone equipment	47,400.00
United Arab Emirates	YAMULKY GENERAL TRADING LLC	Air conditioning, cold chain and refrigerating equipment	30,199.05
United Arab Emirates	YAMULKY GENERAL TRADING LLC	Domestic cooking and heating equipment	376,142.72
United Arab Emirates	YAMULKY GENERAL TRADING LLC	Electric motors, generators and transformers, parts thereof	63,161.40
United Kingdom	ABA STONALVA LIMITED	Micro-computers	47,296.76
United Kingdom	ABA STONALVA LIMITED	Telecommunication equipment, parts and accessories thereof	75,958.34
United Kingdom	AERONAUTICAL & GENERAL INSTRUMENTS LIMITED	Lighting equipment	156,499.22
United Kingdom	AERONAUTICAL & GENERAL INSTRUMENTS LIMITED	Lighting equipment	394,859.81
United Kingdom	AERONAUTICAL & GENERAL INSTRUMENTS LIMITED	Lighting equipment	161,087.80
United Kingdom	AERONAUTICAL & GENERAL INSTRUMENTS LIMITED.	Metal goods n.e.c.	87,179.90
United Kingdom	BARRETT EUROPE LIMITED	Telecommunication equipment, other	249,750.61
United Kingdom	BARRETT EUROPE LIMITED	Telecommunication equipment, other	64,095.53
United Kingdom	BARRETT EUROPE LIMITED	Telecommunication equipment, other	40,476.05
United Kingdom	BARRETT EUROPE LIMITED	Telecommunication equipment, other	33,043.84
United Kingdom	BARRETT EUROPE LIMITED	Telecommunication equipment, parts and accessories thereof	67,680.97
United Kingdom	BARRETT EUROPE LIMITED	Telecommunication equipment, parts and accessories thereof	52,553.07
United Kingdom	BARRETT EUROPE LIMITED	TELECOMMUNICATION EQUIPMENT	125,285.61
United Kingdom	BARRETT EUROPE LIMITED	TELECOMMUNICATION EQUIPMENT	41,593.16
United Kingdom	BARRETT EUROPE LIMITED	TELECOMMUNICATION EQUIPMENT	34,051.40
United Kingdom	BARRETT EUROPE LTD	Telecommunication equipment, parts and accessories thereof	481,215.68
United Kingdom	BARRETT EUROPE LTD	Telecommunication equipment, parts and accessories thereof	90,246.29
United Kingdom	BRANDCONTACT (UK) LTD	Converters, ladles, ingot moulds and casting machines, metallurgical	46,325.00
United Kingdom	BRANDCONTACT (UK) LTD	Satellite communication systems	31,484.67
United Kingdom	Brandcontact (UK) Ltd.	Forklift trucks and other works trucks	33,643.08
United Kingdom	BRANDCONTACT (UK) LTD.	Metal goods n.e.c.	54,512.87
United Kingdom	BRANDCONTACT (UK) LTD.	Tubes, pipes and hoses, and fittings therefor, of plastics	31,665.00
United Kingdom	Cargo Training International Limited	Buildings, prefabricated for office, school, home or warehouse	45,871.27
United Kingdom	CRESTCHIC Ltd	Transformers, electrical	30,022.47
United Kingdom	CROMWELL TOOLS LIMITED	Clothing of textile materials	62,761.46
United Kingdom	CROMWELL TOOLS LIMITED	Equipment and accessories for connecting edp equipment intonetworks	60,923.59
United Kingdom	CROMWELL TOOLS LIMITED	Hand tools	32,374.31
United Kingdom	CROMWELL TOOLS LIMITED	Registers, account books, note books, order books etc.	42,845.55
United Kingdom	CROMWELL TOOLS LIMITED	Telecommunication equipment, parts and accessories thereof	32,723.60
United Kingdom	CTEQ LTD	Footwear, of rubber or plastics	46,874.96
United Kingdom	CTEQ LTD	Insulated wire and cable, optical fibre cables	101,942.10
United Kingdom	CTEQ LTD	Insulated wire and cable, optical fibre cables	37,850.50
United Kingdom	CTEQ Ltd	Machinery, special purpose, other	92,850.00
United Kingdom	CTEQ LTD	Metal goods n.e.c.	34,876.39
United Kingdom	CTEQ LTD	Polymers of ethylene, in primary forms	399,728.00
United Kingdom	CTEQ LTD	Sports or outdoor games, articles and equipment therefor, other	47,040.65

## Major purchase orders by UN organization

AGENCY	Location of Supplier	Name of Supplier	Description of Goods	PO Value USD
	<b>UNPD continued</b>			
United Kingdom		CTEQ LTD	Telecommunication equipment, parts and accessories thereof	82,257.10
United Kingdom		CTEQ LTD.	MICRO-COMPUTERS	45,759.97
United Kingdom		DAWSON BOOKS	Books, brochures, leaflets and similar printed matter	35,000.00
United Kingdom		E.T.N. (CYPRUS) LTD. dba ETON INTERNATIONAL	Laboratory equipment, miscellaneous	32,888.66
United Kingdom		E.T.N. (CYPRUS) LTD. dba ETON INTERNATIONAL	Metal cutting machine tools	418,965.00
United Kingdom		E.T.N. (CYPRUS) LTD. dba ETON INTERNATIONAL	Primary cells and primary batteries	44,352.80
United Kingdom		ETON INTERNATIONAL	Processing units for edp, other	54,858.62
United Kingdom		ETON INTERNATIONAL	Processing units for edp, other	30,661.80
United Kingdom		ETON INTERNATIONAL	Radio or television transmission apparatus, parts and accessories thereof	50,347.93
United Kingdom		ETON INTERNATIONAL	Security equipment, special purpose	87,337.50
United Kingdom		ETON INTERNATIONAL	Telecommunication equipment, parts and accessories thereof	51,651.86
United Kingdom		ETON INTERNATIONAL	Telecommunication equipment, parts and accessories thereof	46,486.08
United Kingdom		Eton International	Telecommunication equipment, parts and accessories thereof	31,725.00
United Kingdom		ETON INTERNATIONAL	Weighing equipment, micrometers, gauges etc.	41,365.67
United Kingdom		ETON INTERNATIONAL	PROCESSING UNITS FOR EDP AND ACCESS	33,778.19
United Kingdom		Euro Controls Automation	Electricity distribution or control apparatus	59,302.00
United Kingdom		Euro Controls Automation	Telecommunication equipment, other	54,185.80
United Kingdom		EuroControls Automation INC.	Telecommunication equipment, other	36,838.29
United Kingdom		F.G Wilson (Engineering) Ltd	Electric motors, generators and the like	1,498,582.55
United Kingdom		F.G Wilson (Engineering) Ltd	Electric motors, generators and the like	898,741.43
United Kingdom		F.G Wilson (Engineering) Ltd	Electric motors, generators and the like	47,788.92
United Kingdom		F.G Wilson (Engineering) Ltd	Electric motors, generators and the like	30,790.80
United Kingdom		F.G. WILSON (ENGINEERING) LTD.	Electric motors, generators and the like	33,332.27
United Kingdom		F.G. WILSON ENGINEERING	Electric motors, generators and the like	1,216,560.60
United Kingdom		F.G. WILSON ENGINEERING	Electric motors, generators and the like	898,646.51
United Kingdom		F.G. WILSON ENGINEERING	Electric motors, generators and the like	48,157.96
United Kingdom		FG WILSON (ENG) LTD	Electric motors, generators and the like	148,260.51
United Kingdom		FG WILSON (ENGINEERING) LIMITED	Electric motors, generators and the like	1,225,698.00
United Kingdom		FG WILSON (ENGINEERING) LIMITED	Electric motors, generators and the like	178,878.84
United Kingdom		FG WILSON (ENGINEERING) LIMITED	Filtering and purifying equipment	79,804.07
United Kingdom		FG WILSON (ENGINEERING) LIMITED	ELECTRIC MOTORS, GENERATORS AND THE	417,025.44
United Kingdom		FG WILSON (ENGINEERING) LIMITED	ELECTRIC MOTORS, GENERATORS AND THE	335,691.59
United Kingdom		FG WILSON (ENGINEERING) LTD.	Electric motors, generators and the like	379,108.33
United Kingdom		FG WILSON (ENGINEERING) LTD.	Electric motors, generators and transformers, parts thereof	37,445.81
United Kingdom		FG WILSON (ENGINEERING) LTD.	Electric motors, generators and transformers, parts thereof	35,914.13
United Kingdom		FG WILSON (ENGINEERING) LTD.	Engines and turbines, parts thereof	38,426.79
United Kingdom		Hesco Bastion	Sacks and bags, of a kind used for the packing of goods	6,757,748.45
United Kingdom		Hesco Bastion	Sacks and bags, of a kind used for the packing of goods	1,748,005.61
United Kingdom		Hesco Bastion	Sacks and bags, of a kind used for the packing of goods	1,495,871.03
United Kingdom		Hesco Bastion	Sacks and bags, of a kind used for the packing of goods	134,568.99
United Kingdom		HESCO BASTION LIMITED	Buildings, prefabricated for office, school, home or warehouse	134,568.99
United Kingdom		HESCO BASTION LIMITED	Diodes, transistors and similar semi-conductor devices	168,819.33
United Kingdom		HESCO BASTION LIMITED	Filtering and purifying equipment	132,316.64
United Kingdom		Hesco Bastion Limited	Security equipment, special purpose	534,992.78
United Kingdom		HESCO BASTION LIMITED	Stoppers, caps, lids and other metal packing accessories; wire and wire products	913,758.59
United Kingdom		HESCO BASTION LIMITED	Stoppers, caps, lids and other metal packing accessories; wire and wire products	213,790.60
United Kingdom		HESCO BASTION LIMITED	Structures, other, and sections of iron, steel or aluminium	265,413.08
United Kingdom		Hesco Bastion Limited	Trailers and semi-trailers; containers	531,324.64
United Kingdom		HESCO BASTION LTD	CROWD CONTROL EQUIPMENT	1,340,075.45
United Kingdom		HESCO BASTION LTD.	Security equipment and supplies n.e.c.	225,748.81
United Kingdom		HESCO BASTION LTD.	Security equipment and supplies n.e.c.	221,177.57
United Kingdom		HESCO BASTION LTD.	Stoppers, caps, lids and other metal packing accessories; wire and wire products	130,794.35
United Kingdom		HESCO BASTION LTD.	Stoppers, caps, lids and other metal packing accessories; wire and wire products	80,166.13
United Kingdom		J & S Franklin Ltd	Security equipment, special purpose	1,578,722.00
United Kingdom		J & S Franklin Ltd	Telecommunication equipment, other	3,631,060.60
United Kingdom		JANKEL ARMOURING LTD	Motor vehicle parts and accessories	59,245.00
United Kingdom		JANKEL ARMOURING LTD	Motor vehicle parts and accessories	43,560.00
United Kingdom		JANKEL ARMOURING LTD.	MOTOR VEHICLES AND PARTS AND ACCESS	110,032.59
United Kingdom		L3 Communications	Security equipment, special purpose	44,792.00
United Kingdom		LANTRADE GLOBAL SUPPLIES LIMITED	CLOTHING OF TEXTILE MATERIALS	161,500.00
United Kingdom		LANTRADE GLOBAL SUPPLIES LIMITED	CLOTHING OF TEXTILE MATERIALS	145,350.00
United Kingdom		MEDIWORLD	Contraceptives	51,850.00
United Kingdom		MEDIWORLD LTD	Instruments & appliances, surgical	67,018.72
United Kingdom		MEDIWORLD LTD	Instruments for measuring temperature or other physical properties n.e.c.	69,291.06
United Kingdom		Mediworld LTD	Ironmongry	40,928.13
United Kingdom		Mediworld LTD	X-ray or alpha, beta or gamma radiation apparatus, medical and surgical	31,544.74
United Kingdom		MOTOROLA SOLUTIONS UK LIMITED	Components for telecommunication equipment	67,941.63
United Kingdom		MOTOROLA SOLUTIONS UK LIMITED	Components for telecommunication equipment	66,603.25
United Kingdom		MOTOROLA SOLUTIONS UK LIMITED	Equipment and accessories for connecting edp equipment intonetworks	35,276.73
United Kingdom		MOTOROLA SOLUTIONS UK LIMITED	Expendables and accessories for use with edp equipment n.e.c.	227,756.83
United Kingdom		MOTOROLA SOLUTIONS UK LIMITED	Expendables and accessories for use with edp equipment n.e.c.	109,507.74
United Kingdom		MOTOROLA SOLUTIONS UK LIMITED	Radio broadcast and television receivers	6,568,990.32
United Kingdom		MOTOROLA SOLUTIONS UK LIMITED	Radio broadcast and television receivers	166,860.00
United Kingdom		MOTOROLA SOLUTIONS UK LIMITED	Radio broadcast and television receivers	36,356.36
United Kingdom		MOTOROLA SOLUTIONS UK LIMITED	Software application packages	52,683.00
United Kingdom		Motorola Solutions UK Limited	Telecommunication equipment, other	133,330.48
United Kingdom		Motorola Solutions UK Limited	Telecommunication equipment, other	109,966.20
United Kingdom		MOTOROLA SOLUTIONS UK LIMITED	Telecommunication equipment, other	74,984.70
United Kingdom		Motorola Solutions UK Limited	Telecommunication equipment, other	43,498.40
United Kingdom		MOTOROLA SOLUTIONS UK LIMITED	Telecommunication equipment, other	31,723.00
United Kingdom		MOTOROLA SOLUTIONS UK LIMITED	Telecommunication equipment, parts and accessories thereof	255,181.12
United Kingdom		MOTOROLA SOLUTIONS UK LIMITED	Telecommunication equipment, parts and accessories thereof	156,652.45
United Kingdom		MOTOROLA SOLUTIONS UK LIMITED	Telecommunication equipment, parts and accessories thereof	154,747.00
United Kingdom		MOTOROLA SOLUTIONS UK LIMITED	Telecommunication equipment, parts and accessories thereof	115,798.20
United Kingdom		MOTOROLA SOLUTIONS UK LIMITED	RADIO OR TELEVISION TRANSMISSION AP	30,043.30
United Kingdom		Motorola Solutions UK Ltd	Components for telecommunication equipment	47,690.00
United Kingdom		Motorola Solutions UK Ltd	Software licences	208,216.96
United Kingdom		Motorola Solutions UK Ltd	Telecommunication equipment, other	2,540,123.15
United Kingdom		Motorola Solutions UK Ltd	Telecommunication equipment, parts and accessories thereof	271,181.93
United Kingdom		Motorola Solutions UK Ltd	Telecommunication equipment, parts and accessories thereof	103,013.00
United Kingdom		Motorola Solutions UK Ltd	Telecommunication equipment, parts and accessories thereof	80,308.20
United Kingdom		Motorola Solutions UK Ltd	Buildings, prefabricated for office, school, home or warehouse	2,547,838.00
United Kingdom		Motorola Solutions UK Ltd	Radio broadcast and television receivers	311,494.50
United Kingdom		Motorola Solutions UK Ltd	Software application packages	76,755.75
United Kingdom		Motorola Solutions UK Ltd	Software licences	36,935.00
United Kingdom		Motorola Solutions UK Ltd	Telecommunication equipment, other	554,613.42
United Kingdom		Motorola Solutions UK Ltd	Telecommunication equipment, other	229,044.22
United Kingdom		Motorola Solutions UK Ltd	Telecommunication equipment, other	217,700.00
United Kingdom		Motorola Solutions UK Ltd	Telecommunication equipment, other	96,385.51
United Kingdom		Motorola Solutions UK Ltd	Telecommunication equipment, parts and accessories thereof	79,139.18
United Kingdom		Motorola Solutions UK Ltd	Telecommunication equipment, parts and accessories thereof	31,000.25
United Kingdom		Motorola Solutions UK Ltd	Telephone equipment	216,270.75
United Kingdom		Motorola Solutions UK Ltd	Telephone equipment	192,706.46
United Kingdom		Motorola Solutions UK Ltd	Telephone equipment	32,000.00
United Kingdom		PARABY LIMITED	Radio broadcast and television receivers	74,506.00
United Kingdom		PETERS & MAY GLOBAL LOGISTICS LIMITED	Stoppers, caps, lids and other metal packing accessories; wire and wire products	120,225.00
United Kingdom		PETERS & MAY GLOBAL LOGISTICS LIMITED	Structures, other, and sections of iron, steel or aluminium	60,816.00
United Kingdom		RAINBO SUPPLIES & SERVICES LTD	Clothing of textile materials	34,322.77
United Kingdom		RAINBO SUPPLIES & SERVICES LTD	Containers, paper and paperboard	36,504.49
United Kingdom		RAINBO SUPPLIES & SERVICES LTD	Electric motors, generators and the like	55,293.96
United Kingdom		RAINBO SUPPLIES & SERVICES LTD	Electronic measuring equipment n.e.c.	31,731.95
United Kingdom		Rainbo Supplies & Services Ltd	Furniture, domestic	206,271.09
United Kingdom		RAINBO SUPPLIES & SERVICES LTD	Packing and sealing articles of plastics	31,920.35

## Major purchase orders by UN organization

AGENCY			PO Value
Location of Supplier	Name of Supplier	Description of Goods	USD
UNPD continued			
United Kingdom	RAINBO SUPPLIES & SERVICES LTD	Pumps, compressors, valves, etc., parts thereof	76,837.76
United Kingdom	RAINBO SUPPLIES & SERVICES LTD	Tubes, pipes and hoses, and fittings therefor, of plastics	153,058.65
United Kingdom	RAINBO SUPPLIES & SERVICES LTD	HAND TOOLS	199,934.38
United Kingdom	RAINBO SUPPLIES & SERVICES LTD	Industrial catering equipment	45,995.08
United Kingdom	RAINBO SUPPLIES & SERVICES LTD	Seats and chairs	60,093.58
United Kingdom	RAINBO SUPPLIES & SERVICES LTD	Tyres, pneumatic new, inner tubes, solid or cushion tyres, etc.	232,826.12
United Kingdom	RAINBO SUPPLIES & SERVICES LTD	Tyres, pneumatic new, inner tubes, solid or cushion tyres, etc.	118,793.00
United Kingdom	Rainbo Supplies and Services Ltd	Accumulators, electric	60,870.00
United Kingdom	Rainbo Supplies and Services Ltd	Air conditioning, cold chain and refrigerating equipment	233,822.42
United Kingdom	Rainbo Supplies and Services Ltd	Air conditioning, cold chain and refrigerating equipment	48,835.00
United Kingdom	Rainbo Supplies and Services Ltd	Automotive workshop equipment	33,927.98
United Kingdom	Rainbo Supplies and Services Ltd	Detergents, perfumes and washing preparations	46,093.42
United Kingdom	Rainbo Supplies and Services Ltd	Domestic metal products	55,604.70
United Kingdom	Rainbo Supplies and Services Ltd	Doors, windows and their frames, of iron, steel or aluminium	133,324.00
United Kingdom	RAINBO SUPPLIES AND SERVICES LTD	Electricity distribution or control apparatus	67,061.45
United Kingdom	RAINBO SUPPLIES AND SERVICES LTD	Furniture, office, other than chairs	499,898.80
United Kingdom	RAINBO SUPPLIES AND SERVICES LTD	Furniture, workshop, shop etc.	45,436.30
United Kingdom	RAINBO SUPPLIES AND SERVICES LTD	Gymnasium or athletics articles and equipment	41,074.00
United Kingdom	RAINBO SUPPLIES AND SERVICES LTD	Insulated wire and cable; optical fibre cables	116,819.56
United Kingdom	RAINBO SUPPLIES AND SERVICES LTD	Lighting equipment	31,332.55
United Kingdom	RAINBO SUPPLIES AND SERVICES LTD	Pipes and other accessories, for use with pumps	375,716.30
United Kingdom	RAINBO SUPPLIES AND SERVICES LTD	Plastic articles n.e.c.	146,663.85
United Kingdom	RAINBO SUPPLIES AND SERVICES LTD	Soldering, brazing or welding machinery and apparatus	46,484.20
United Kingdom	Rainbo Supplies and Services Ltd	Transmission equipment	51,342.93
United Kingdom	RAINBO SUPPLIES AND SERVICES LTD	Tubes, pipes and hoses, and fittings therefor, of plastics	41,971.05
United Kingdom	Rainbo Supplies and Services Ltd	Twine, cordage, rope and cables	56,012.70
United Kingdom	Rainbo Supplies and Services Ltd	Tyres, pneumatic new, inner tubes, solid or cushion tyres, etc.	233,118.88
United Kingdom	RAINBO SUPPLIES AND SERVICES LTD	Tyres, pneumatic new, inner tubes, solid or cushion tyres, etc.	149,548.30
United Kingdom	Rainbo Supplies and Services Ltd	Tyres, pneumatic new, inner tubes, solid or cushion tyres, etc.	31,935.26
United Kingdom	Rainbo Supplies and Services Ltd	Water pipe fittings and accessories	77,235.78
United Kingdom	RAINBO SUPPLIES AND SERVICES LTD	Electric motors, generators and transformers, parts thereof	32,691.30
United Kingdom	RAINBO SUPPLIES AND SERVICES LTD	Pipes and other accessories, for use with pumps	30,014.49
United Kingdom	RAINBO SUPPLIES AND SERVICES LTD	Safety clothing and headgear; other headgear of rubber or plastics	50,929.00
United Kingdom	RAINBO SUPPLIES AND SERVICES LTD	Tyres, pneumatic new, inner tubes, solid or cushion tyres, etc.	166,865.14
United Kingdom	RICHARDSON SUPPLY COMPANY LIMITED	Processing units for edp, other	53,772.89
United Kingdom	RICHARDSON SUPPLY COMPANY LIMITED	Projecting equipment, other	107,915.05
United Kingdom	RICHARDSON SUPPLY COMPANY LIMITED	Telephone equipment	38,809.36
United Kingdom	RICHARDSON SUPPLY COMPANY LTD	Radio broadcast and television receivers	37,368.58
United Kingdom	S. KORONKA MANUFACTURING LTD	Containers of iron, steel or aluminium	163,752.03
United Kingdom	SHEARGOLD LIMITED	Audio and video accessories	31,001.00
United Kingdom	SHEARGOLD LIMITED	Clothing of textile materials	31,850.00
United Kingdom	SHEARGOLD LIMITED	Electric motors, generators and transformers, parts thereof	62,228.10
United Kingdom	SHEARGOLD LIMITED	Expansion cards & other add-on hard- or firm-ware	33,102.00
United Kingdom	SHEARGOLD LIMITED	Expendables for use with edp equipment	78,671.00
United Kingdom	SHEARGOLD LIMITED	Furniture, office, other than chairs	52,060.00
United Kingdom	SHEARGOLD LIMITED	Hand tools (including glaziers diamonds) n.e.c.	98,000.00
United Kingdom	SHEARGOLD LIMITED	Insulated wire and cable; optical fibre cables	60,808.60
United Kingdom	SHEARGOLD LIMITED	Lighting equipment	38,295.00
United Kingdom	SHEARGOLD LIMITED	Machine tools for woodworking	30,050.00
United Kingdom	SHEARGOLD LIMITED	Microphone, loudspeakers, headphones, earphones etc., partsthereof	99,313.90
United Kingdom	SHEARGOLD LIMITED	Rolling stock, other	42,008.00
United Kingdom	SHEARGOLD LIMITED	Security equipment, special purpose	31,520.00
United Kingdom	SHEARGOLD LIMITED	Software application packages	30,084.00
United Kingdom	SHEARGOLD LIMITED	Telephone equipment	44,220.00
United Kingdom	SHEARGOLD LIMITED	Tubes, pipes and hoses, and fittings therefor, of plastics	62,853.30
United Kingdom	SHEARGOLD LIMITED	Twine, cordage, rope and cables	58,850.00
United Kingdom	SHEARGOLD LTD	General purpose machinery, parts and accessories thereof	32,754.50
United Kingdom	SHEARGOLD LTD	Office and accounting machinery, parts and accessories thereof	37,148.50
United Kingdom	SHEARGOLD LTD	Telecommunication equipment, other	144,418.00
United Kingdom	SHEARGOLD LTD	Accumulators, electric	31,208.00
United Kingdom	SHEARGOLD LTD	Chemical elements, n.e.c.	44,336.00
United Kingdom	SHEARGOLD LTD	Disinfectants	125,657.90
United Kingdom	SHEARGOLD LTD	Insulated wire and cable; optical fibre cables	414,697.00
United Kingdom	SHEARGOLD LTD	Printing and plotting devices for edp equipment	93,013.24
United Kingdom	SHEARGOLD LTD	Pumps, other than water pumps; air or other gas compressors	31,990.45
United Kingdom	SHEARGOLD LTD	Safety equipment	47,600.00
United Kingdom	SHEARGOLD LTD	Telecommunication equipment, other	49,015.00
United Kingdom	SHEARGOLD LTD	Toilet tissue stock; miscellaneous other papers	51,100.00
United Kingdom	SHEARGOLD LTD	Tyres, pneumatic new, inner tubes, solid or cushion tyres, etc.	74,620.00
United Kingdom	SRI Forensics	Computer systems, special purpose other	170,005.69
United Kingdom	Trithin Products Limited	Alternative energy systems; steam, hydraulic and gas turbines	59,749.59
United Kingdom	Trithin Products Limited	Laboratory equipment, miscellaneous	95,107.95
United Kingdom	Unimed International Ltd	Instruments and appliances, medical or surgical n.e.c.	44,302.79
United Kingdom	UNIT EXPORT LIMITED	Automotive workshop equipment	68,195.00
United Kingdom	WINCHESTER PROCUREMENT AGENCY	Expendables for use with edp equipment	32,566.84
United Kingdom	WINCHESTER PROCUREMENT LIMITED	Electricity distribution or control apparatus	51,021.90
United Kingdom	WINCHESTER PROCUREMENT LIMITED	Motor vehicle parts and accessories	38,527.28
United Kingdom	WINCHESTER PROCUREMENT LIMITED	Pharmaceutical products n.e.c.	37,991.72
United Kingdom	WINCHESTER PROCUREMENT LIMITED	Pumps, water	69,426.87
United Kingdom	WINCHESTER PROCUREMENT LIMITED	Stoppers, caps, lids and other metal packing accessories; wire and wire products	35,109.80
United Kingdom	WINCHESTER PROCUREMENT LIMITED	Tableware, kitchenware, other household articles and toiletarticles, ceramic	40,576.00
United Kingdom	WINCHESTER PROCUREMENT LIMITED	Transfers (decalcomanias); printed calendars; other printedmatter	32,372.12
United Republic of Tanzania	DENSO MOTOR SPARES	Motor vehicle bodies and trailers, parts thereof	30,114.87
United Republic of Tanzania	MATTO & R INVESTMENT	Stationery articles n.e.c.	66,250.00
United Republic of Tanzania	MATTO & R INVESTMENT	Stationery articles n.e.c.	44,000.00
United Republic of Tanzania	MR. MECKY SHIRIMA	Food products, other	69,437.81
United Republic of Tanzania	SACA AUTO SPARES (T) LTD	Motor vehicle bodies and trailers, parts thereof	30,000.00
United Republic of Tanzania	TOTAL TANZANIA LTD	Fuel oils, n.e.c.	300,000.00
United Republic of Tanzania	TOTAL TANZANIA LTD	Gas oils (diesel oil)	64,000.00
United States of America	5.11. INC.	Clothing of textile materials	62,959.92
United States of America	AASTRA TELECOM SWEDEN AB	Components for telecommunication equipment	56,528.44
United States of America	AASTRA TELECOM SWEDEN AB	Telephone equipment	168,724.77
United States of America	AASTRA TELECOM SWEDEN AB	Telephonic apparatus, other	350,286.99
United States of America	AASTRA TELECOM SWEDEN AB	Telecommunication equipment, parts and accessories thereof	323,119.12
United States of America	AASTRA TELECOM SWEDEN AB	Telecommunication equipment, parts and accessories thereof	262,238.90
United States of America	Aastra Telecom Sweden AB	Telecommunication equipment, parts and accessories thereof	78,521.13
United States of America	AASTRA TELECOM SWEDEN AB	Telecommunication equipment, parts and accessories thereof	75,073.62
United States of America	Aastra Telecom Sweden AB	Telephone equipment	307,636.19
United States of America	Aastra Telecom Sweden AB	Telephone equipment	85,695.11
United States of America	AASTRA TELECOM SWEDEN AB	Telephone equipment	68,366.25
United States of America	Aastra Telecom Sweden AB	Telephone equipment	45,195.62
United States of America	Aastra Telecom Sweden AB	Telephone equipment	38,187.54
United States of America	Aastra Telecom Sweden AB	Telephone equipment	35,996.29
United States of America	ACCESS IT GROUP, INC.	EQUIPMENT AND ACCESSORIES FOR CONNE	288,754.80
United States of America	ACCESS IT GROUP, INC.	PC SOFTWARE, GENERAL	53,252.00
United States of America	ACME INDUSTRIAL SUPPLY INC.	ELECTRICAL EQUIPMENT, PARTS AND ACC	30,000.00
United States of America	AL MORRELL DEVELOPMENT	Waters, not sweetened	74,400.00
United States of America	ALLIED GLOBAL, INC.	Articles for medical or surgical purposes n.e.c.	57,900.00
United States of America	ALLIED GLOBAL, INC.	Crowd control equipment	74,550.00
United States of America	ALLIED GLOBAL, INC.	Electric motors, generators and the like	217,500.00
United States of America	ALLIED GLOBAL, INC.	Metal goods n.e.c.	43,500.00
United States of America	ALLIED GLOBAL, INC.	Security equipment, special purpose	42,850.00
United States of America	ALLIED GLOBAL, INC.	Soap and cleaning preparations	70,700.00



## Major purchase orders by UN organization

AGENCY			PO Value
Location of Supplier	Name of Supplier	Description of Goods	USD
UNPD continued			
United States of America	ALLIED GLOBAL,INC	Gymnasium or athletics articles and equipment	37,685.00
United States of America	ALSTOM POWER RENTALS LLC	Decanting, distilling, evaporating, extracting, filtering equipment etc.	450,000.00
United States of America	Amerikor Sales & Hanwha Corporation	Tyres, pneumatic new, inner tubes, solid or cushion tyres, etc.	48,162.00
United States of America	AMERIKOR SALES & SERVICES INC.	Tyres, pneumatic new, inner tubes, solid or cushion tyres, etc.	387,714.00
United States of America	AMI GLOBAL SECURITY, LLC	Firearms and ammunition	34,018.00
United States of America	ARENSON OFFICE FURNISHINGS, INC.	FURNITURE	246,616.00
United States of America	Astrophysics Inc	Security equipment, special purpose	645,821.00
United States of America	ASTROPHYSICS INC.	Security equipment, special purpose	266,628.00
United States of America	ASTROPHYSICS INC.	X-ray or alpha, beta or gamma radiation apparatus, medical and surgical	51,680.00
United States of America	AVIAT U.S	Telecommunication equipment, parts and accessories thereof	73,002.90
United States of America	Aviat U.S. Inc.	Telecommunication equipment, other	326,058.38
United States of America	AVIAT US INC.	Telecommunication equipment, other	72,698.75
United States of America	AVIAT US INC.	Telecommunication equipment, other	71,773.98
United States of America	B & F ELECTRIC MOTORS, INC.	GENERAL PURPOSE MACHINERY, PARTS AN	38,000.00
United States of America	B + H PHOTO - VIDEO, INC.	PHOTOGRAPHIC AND CINEMATOGRAPHIC EQ	34,172.30
United States of America	BANCROFT GLOBAL DEVELOPMENT	Telecommunication equipment, other	261,105.00
United States of America	Bell Pottinger Communication USA LLC	Telecommunication equipment, other	9,074,266.40
United States of America	Bell Pottinger Communication USA LLC	Telecommunication equipment, other	635,000.00
United States of America	BETTER FAMILY PRODUCTS, INC.	Electrical equipment n.e.c.	37,512.61
United States of America	BOROTRONIX INDUSTRIES INC	ELECTRIC MOTORS, GENERATORS AND TRA	35,000.00
United States of America	CATERPILLAR INC.	MOTOR VEHICLES AND PARTS AND ACCESS	134,658.00
United States of America	Cavalier Office Products Inc.	Pc software, general	33,990.00
United States of America	CAVALIER TECHNICAL SERVICE / CTS	Telephone equipment	82,005.00
United States of America	CEIA USA, LTD.	Measuring, checking and testing appliances n.e.c.	61,360.00
United States of America	CEIA USA, LTD.	Security equipment, special purpose	81,540.00
United States of America	CEIA USA, LTD.	MEASURING, CHECKING AND TESTING APP	33,220.00
United States of America	CENTER INDUSTRIAL ELECTRONICS, INC.	AUDIO AND VIDEO ACCESSORIES	50,000.00
United States of America	CHAMPLAIN OIL COMPANY, INC.	MOTOR SPIRIT (GASOLINE), INCLUDING	152,936.00
United States of America	CHARLES RIVER SYSTEMS, INC.	COMPUTER SYSTEMS, SPECIAL PURPOSE O	410,312.00
United States of America	CISCO SYSTEMS INC	Audio and video accessories	347,180.70
United States of America	CISCO SYSTEMS INC	Audio and video accessories	291,870.40
United States of America	CISCO SYSTEMS INC	Audio and video accessories	262,246.80
United States of America	CISCO SYSTEMS INC	Audio and video accessories	262,246.80
United States of America	CISCO SYSTEMS INC	Audio and video accessories	120,853.16
United States of America	CISCO SYSTEMS INC	Audio and video accessories	96,671.93
United States of America	CISCO SYSTEMS INC	Audio and video accessories	35,752.70
United States of America	CISCO SYSTEMS INC	Audio and video accessories	34,684.00
United States of America	CISCO SYSTEMS INC	Audio and video accessories	31,436.16
United States of America	CISCO SYSTEMS INC	Audio visual equipment n.e.c., parts and accessories thereof	217,691.50
United States of America	CISCO SYSTEMS INC	Buildings, prefabricated for office, school, home or warehouse	199,247.40
United States of America	CISCO SYSTEMS INC	Buildings, prefabricated for office, school, home or warehouse	167,828.80
United States of America	CISCO SYSTEMS INC	Buildings, prefabricated for office, school, home or warehouse	70,992.00
United States of America	CISCO SYSTEMS INC	Buildings, prefabricated for office, school, home or warehouse	38,222.00
United States of America	CISCO SYSTEMS INC	Edp equipment n.e.c.	2,640,444.20
United States of America	CISCO SYSTEMS INC	Edp equipment n.e.c.	2,246,838.80
United States of America	CISCO SYSTEMS INC	Edp equipment n.e.c.	608,130.00
United States of America	CISCO SYSTEMS INC	Edp equipment n.e.c.	388,571.70
United States of America	CISCO SYSTEMS INC	Edp equipment n.e.c.	353,477.22
United States of America	CISCO SYSTEMS INC	Edp equipment n.e.c.	345,138.92
United States of America	CISCO SYSTEMS INC	Edp equipment n.e.c.	245,105.90
United States of America	CISCO SYSTEMS INC	EDP EQUIPMENT/MACHINERY, OTHER, AND	535,910.40
United States of America	CISCO SYSTEMS INC	EQUIPMENT AND ACCESSORIES FOR CONNE	682,694.80
United States of America	CISCO SYSTEMS INC	EQUIPMENT AND ACCESSORIES FOR CONNE	547,870.12
United States of America	CISCO SYSTEMS INC	EQUIPMENT AND ACCESSORIES FOR CONNE	90,234.80
United States of America	CISCO SYSTEMS INC	EQUIPMENT AND ACCESSORIES FOR CONNE	88,418.68
United States of America	CISCO SYSTEMS INC	Equipment and accessories for connecting edp equipment intonetworks	425,578.40
United States of America	CISCO SYSTEMS INC	Equipment and accessories for connecting edp equipment intonetworks	380,178.40
United States of America	CISCO SYSTEMS INC	Equipment and accessories for connecting edp equipment intonetworks	295,527.40
United States of America	CISCO SYSTEMS INC	Equipment and accessories for connecting edp equipment intonetworks	272,136.00
United States of America	CISCO SYSTEMS INC	Equipment and accessories for connecting edp equipment intonetworks	235,226.76
United States of America	CISCO SYSTEMS INC	Equipment and accessories for connecting edp equipment intonetworks	219,272.00
United States of America	CISCO SYSTEMS INC	Equipment and accessories for connecting edp equipment intonetworks	212,535.20
United States of America	CISCO SYSTEMS INC	Equipment and accessories for connecting edp equipment intonetworks	199,983.58
United States of America	CISCO SYSTEMS INC	Equipment and accessories for connecting edp equipment intonetworks	188,227.68
United States of America	CISCO SYSTEMS INC	Equipment and accessories for connecting edp equipment intonetworks	184,938.80
United States of America	CISCO SYSTEMS INC	Equipment and accessories for connecting edp equipment intonetworks	162,321.10
United States of America	CISCO SYSTEMS INC	Equipment and accessories for connecting edp equipment intonetworks	129,795.30
United States of America	CISCO SYSTEMS INC	Equipment and accessories for connecting edp equipment intonetworks	125,140.80
United States of America	CISCO SYSTEMS INC	Equipment and accessories for connecting edp equipment intonetworks	116,655.98
United States of America	CISCO SYSTEMS INC	Equipment and accessories for connecting edp equipment intonetworks	87,507.50
United States of America	CISCO SYSTEMS INC	Equipment and accessories for connecting edp equipment intonetworks	81,374.00
United States of America	CISCO SYSTEMS INC	Equipment and accessories for connecting edp equipment intonetworks	72,943.70
United States of America	CISCO SYSTEMS INC	Equipment and accessories for connecting edp equipment intonetworks	58,789.96
United States of America	CISCO SYSTEMS INC	Equipment and accessories for connecting edp equipment intonetworks	58,425.60
United States of America	CISCO SYSTEMS INC	Equipment and accessories for connecting edp equipment intonetworks	55,564.00
United States of America	CISCO SYSTEMS INC	Equipment and accessories for connecting edp equipment intonetworks	52,039.60
United States of America	CISCO SYSTEMS INC	Equipment and accessories for connecting edp equipment intonetworks	51,060.00
United States of America	CISCO SYSTEMS INC	Equipment and accessories for connecting edp equipment intonetworks	48,615.60
United States of America	CISCO SYSTEMS INC	Equipment and accessories for connecting edp equipment intonetworks	42,340.00
United States of America	CISCO SYSTEMS INC	Equipment and accessories for connecting edp equipment intonetworks	37,713.34
United States of America	CISCO SYSTEMS INC	Equipment and accessories for connecting edp equipment intonetworks	31,418.60
United States of America	CISCO SYSTEMS INC	Equipment and accessories for connecting edp equipment intonetworks	31,163.40
United States of America	CISCO SYSTEMS INC	Equipment and accessories for connecting edp equipment intonetworks	30,881.40
United States of America	CISCO SYSTEMS INC	Expendables for use with edp equipment	85,034.42
United States of America	CISCO SYSTEMS INC	Micro-computers	486,607.82
United States of America	CISCO SYSTEMS INC	Optical input/output units, such as scanners, optical readers etc.	488,551.40
United States of America	CISCO SYSTEMS INC	Processing units for edp, other	350,797.60
United States of America	CISCO SYSTEMS INC	Protection devices for edp equipment	143,010.80
United States of America	CISCO SYSTEMS INC	Protection devices for edp equipment	42,218.10
United States of America	CISCO SYSTEMS INC	Radio broadcast and television receivers	43,708.00
United States of America	CISCO SYSTEMS INC	Radio or television transmission apparatus; television cameras	108,738.40
United States of America	CISCO SYSTEMS INC	Radio or television transmission apparatus; television cameras	103,332.80
United States of America	CISCO SYSTEMS INC	Software application packages	65,656.60
United States of America	CISCO SYSTEMS INC	Software licences	1,180,992.28
United States of America	CISCO SYSTEMS INC	Software licences	568,760.40
United States of America	CISCO SYSTEMS INC	Software licences	248,401.80
United States of America	CISCO SYSTEMS INC	TELECOMMUNICATION EQUIPMENT	207,541.40
United States of America	CISCO SYSTEMS INC	TELECOMMUNICATION EQUIPMENT	85,498.24
United States of America	CISCO SYSTEMS INC	TELECOMMUNICATION EQUIPMENT	66,889.84
United States of America	CISCO SYSTEMS INC	TELECOMMUNICATION EQUIPMENT	51,708.00
United States of America	CISCO SYSTEMS INC	Telecommunication equipment, other	251,470.00
United States of America	CISCO SYSTEMS INC	Telecommunication equipment, other	250,409.20
United States of America	CISCO SYSTEMS INC	Telecommunication equipment, other	243,758.40
United States of America	CISCO SYSTEMS INC	Telecommunication equipment, other	200,892.40
United States of America	CISCO SYSTEMS INC	Telecommunication equipment, other	173,764.50
United States of America	CISCO SYSTEMS INC	Telecommunication equipment, other	102,955.80
United States of America	CISCO SYSTEMS INC	Telecommunication equipment, other	95,242.50
United States of America	CISCO SYSTEMS INC	Telecommunication equipment, other	44,217.78
United States of America	CISCO SYSTEMS INC	Telecommunication equipment, parts and accessories thereof	121,730.60
United States of America	CISCO SYSTEMS INC	Telecommunication equipment, parts and accessories thereof	83,757.40
United States of America	CISCO SYSTEMS INC	Telephone equipment	118,740.00
United States of America	CISCO SYSTEMS INC	Telephone equipment	114,405.00
United States of America	CISCO SYSTEMS INC	Telephone equipment	103,281.00

## Major purchase orders by UN organization

AGENCY			PO Value
Location of Supplier	Name of Supplier	Description of Goods	USD
UNPD continued			
United States of America	CISCO SYSTEMS INC	Telephone equipment	100,470.00
United States of America	CISCO SYSTEMS INC	Training materials, edp	127,000.00
United States of America	CISCO SYSTEMS INC	Transmitting and communicating equipment for edp, eg. modems, pc servers etc.	593,644.14
United States of America	CISCO SYSTEMS INC	Transmitting and communicating equipment for edp, eg. modems, pc servers etc.	215,240.90
United States of America	CISCO SYSTEMS INC	Transmitting and communicating equipment for edp, eg. modems, pc servers etc.	108,104.46
United States of America	CISCO SYSTEMS INC	Transmitting and communicating equipment for edp, eg. modems, pc servers etc.	87,000.00
United States of America	CISCO SYSTEMS INC	Transmitting and communicating equipment for edp, eg. modems, pc servers etc.	47,075.70
United States of America	CISCO SYSTEMS INC	Transmitting and communicating equipment for edp, eg. modems, pc servers etc.	34,721.60
United States of America	COLORID, LLC	PLASTIC ARTICLES N.E.C.	79,414.03
United States of America	COLORID, LLC	PLASTIC ARTICLES N.E.C.	79,414.03
United States of America	COMP-U-FIELD	EXPENDABLES AND ACCESSORIES FOR USE	50,000.00
United States of America	COMP-U-FIELD	PROCESSING UNITS FOR EDP AND ACCESS	50,000.00
United States of America	COMPUTHINK INC.	Domestic metal products	45,310.13
United States of America	COMPUTHINK INC.	Measuring, checking and testing appliances n.e.c.	56,691.97
United States of America	COMPUTHINK INC.	Printing and plotting devices for edp equipment	112,584.50
United States of America	CONSOLIDATED CARPET TRADE WORKROOM,	CARPETS AND OTHER TEXTILE FLOOR COV	35,700.00
United States of America	CONSOLIDATED EDISON COMPANY	PC SOFTWARE, GENERAL	140,000.00
United States of America	CPFllms Inc.	Security equipment and supplies n.e.c.	49,256.00
United States of America	DADE SKY TRADING	Telephone equipment	84,850.00
United States of America	DADE SKY TRADING	Wood, sawn of chipped lengthwise, sliced or peeled	34,710.00
United States of America	Domino Telecom Solutions	Transmitting and communicating equipment for edp, eg. modems, pc servers etc.	68,345.00
United States of America	DOOSAN INDUSTRIAL VEHICLE AMERICA	MOTOR VEHICLES AND PARTS AND ACCESS	51,390.00
United States of America	DOOSAN INFRACORE AMERICA CORP.	MOTOR VEHICLES AND PARTS AND ACCESS	148,753.04
United States of America	DOUBLECLICK FIRST, LLC	SOFTWARE APPLICATION PACKAGES	39,500.00
United States of America	DTI OF WASHINGTON, LLC	DATABASES	133,911.00
United States of America	DTI OF WASHINGTON, LLC	DATABASES	133,911.00
United States of America	EMC CORPORATION	ELECTRONIC STORAGE UNITS/MEDIA	76,350.00
United States of America	EMC CORPORATION	STORAGE UNIT ACCESSORIES	326,241.00
United States of America	EMC CORPORATION	STORAGE UNITS AND STORAGE MEDIA FOR	48,508.00
United States of America	EMERGENT, LLC	Software application packages	30,149.32
United States of America	EMTEC FEDERAL, INC.,	RECORDING AND REPRODUCING APPARATUS	48,486.00
United States of America	Environmental Systems Research Institute, Inc. (Esri)	SOFTWARE APPLICATION PACKAGES	170,000.00
United States of America	Environmental Systems Research Institute, Inc. (Esri)	Micro-computers	137,525.00
United States of America	Environmental Systems Research Institute, Inc. (Esri)	Software application packages	41,224.49
United States of America	Environmental Systems Research Institute, Inc. (Esri)	Micro-computers	32,377.53
United States of America	Environmental Systems Research Institute, Inc. (Esri)	Software application packages	38,344.27
United States of America	Environmental Systems Research Institute, Inc. (Esri)	Software application packages	38,150.00
United States of America	ERIK BRUCE, INC.	FURNITURE	88,730.00
United States of America	GAMS DEVELOPMENT CORPORATION	SOFTWARE APPLICATION PACKAGES	48,000.00
United States of America	GIMCO	Containers of iron, steel or aluminium	58,920.00
United States of America	GIMCO	Domestic appliances other than cooling and heating equipment	35,920.00
United States of America	GIMCO	Electric motors, generators and the like	31,855.50
United States of America	GIMCO	Electric motors, generators and the like	30,845.00
United States of America	GIMCO	Engines, internal combustion, other than for motor vehicles and aircraft	46,774.00
United States of America	GIMCO	Insulated wire and cable; optical fibre cables	80,117.00
United States of America	GIMCO	Lifting and handling equipment, parts and accessories thereof	35,437.00
United States of America	GIMCO	Metal goods n.e.c.	35,976.50
United States of America	GIMCO	Mortars and concretes, non-refractory	82,208.50
United States of America	GIMCO	Photocopying apparatus	49,644.50
United States of America	GIMCO	Processing units for edp, other	82,827.50
United States of America	GIMCO	Pumps, water	74,145.00
United States of America	GIMCO	Registers, account books, note books, order books etc.	47,175.20
United States of America	GIMCO	Security equipment and supplies n.e.c.	107,582.00
United States of America	GIMCO	Soap and cleaning preparations	66,805.00
United States of America	GIMCO	Telecommunication equipment, parts and accessories thereof	46,859.75
United States of America	GIMCO	Telecommunication equipment, parts and accessories thereof	37,997.50
United States of America	GIMCO USA	Construction materials of plastic; containers of plastic	32,375.00
United States of America	GIMCO USA	Security equipment, special purpose	55,314.25
United States of America	GIMCO USA	Security equipment, special purpose	47,118.70
United States of America	GIMCO USA	Telecommunication equipment, parts and accessories thereof	41,477.00
United States of America	GLOBAL FLEET SALES, LLC	Motor vehicle parts and accessories	38,777.83
United States of America	GLOBAL FLEET SALES, LLC	Motor vehicle parts and accessories	31,459.07
United States of America	GLOBAL FLEET SALES, LLC	MOTOR VEHICLES AND PARTS AND ACCESS	1,843,286.00
United States of America	GLOBAL FLEET SALES, LLC	MOTOR VEHICLES AND PARTS AND ACCESS	960,571.43
United States of America	GLOBAL FLEET SALES, LLC	MOTOR VEHICLES AND PARTS AND ACCESS	937,534.79
United States of America	GLOBAL FLEET SALES, LLC	MOTOR VEHICLES AND PARTS AND ACCESS	874,060.00
United States of America	GLOBAL FLEET SALES, LLC	MOTOR VEHICLES AND PARTS AND ACCESS	675,674.80
United States of America	GLOBAL FLEET SALES, LLC	MOTOR VEHICLES AND PARTS AND ACCESS	480,285.71
United States of America	GLOBAL FLEET SALES, LLC	MOTOR VEHICLES AND PARTS AND ACCESS	462,291.26
United States of America	GLOBAL FLEET SALES, LLC	MOTOR VEHICLES AND PARTS AND ACCESS	419,465.17
United States of America	GLOBAL FLEET SALES, LLC	MOTOR VEHICLES AND PARTS AND ACCESS	330,881.99
United States of America	GLOBAL FLEET SALES, LLC	MOTOR VEHICLES AND PARTS AND ACCESS	326,926.71
United States of America	GLOBAL FLEET SALES, LLC	MOTOR VEHICLES AND PARTS AND ACCESS	259,197.67
United States of America	GLOBAL FLEET SALES, LLC	MOTOR VEHICLES AND PARTS AND ACCESS	249,216.15
United States of America	GLOBAL FLEET SALES, LLC	MOTOR VEHICLES AND PARTS AND ACCESS	238,041.07
United States of America	GLOBAL FLEET SALES, LLC	MOTOR VEHICLES AND PARTS AND ACCESS	112,908.86
United States of America	GLOBAL FLEET SALES, LLC	MOTOR VEHICLES AND PARTS AND ACCESS	85,445.51
United States of America	GLOBAL FLEET SALES, LLC	MOTOR VEHICLES AND PARTS AND ACCESS	45,954.00
United States of America	GLOBAL FLEET SALES, LLC	MOTOR VEHICLES, PASSENGER, OTHER	269,250.24
United States of America	Global Teck Worldwide	Telephone equipment	44,000.00
United States of America	Global Teck Worldwide	Telephone equipment	36,000.00
United States of America	GLOBECOMM SYSTEM INC	Satellite communication systems	137,180.00
United States of America	GLOBECOMM SYSTEM INC	Satellite communication systems	69,216.00
United States of America	GLOBECOMM SYSTEM INC	Satellite communication systems	43,320.00
United States of America	GLOBECOMM SYSTEMS INC	Satellite communication systems	73,572.00
United States of America	GLOBECOMM SYSTEMS INC	Satellite communication systems	56,810.00
United States of America	GLOBECOMM SYSTEMS INC.	Aerials and antennae	68,998.00
United States of America	GLOBECOMM SYSTEMS INC.	Printing and plotting devices for edp equipment	461,276.00
United States of America	GLOBECOMM SYSTEMS INC.	Telecommunication equipment, other	75,243.00
United States of America	GLOBECOMM SYSTEMS INC.	Telecommunication equipment, other	34,608.00
United States of America	GLOBECOMM SYSTEMS INC.	Telecommunication equipment, parts and accessories thereof	36,100.00
United States of America	GLOBECOMM SYSTEMS INC.	Transmitting and communicating equipment for edp, eg. modems, pc servers etc.	43,320.00
United States of America	GLOBECOMM SYSTEMS INC.	Transmitting and communicating equipment for edp, eg. modems, pc servers etc.	36,100.00
United States of America	GLOBECOMM SYSTEMS INC.	TELECOMMUNICATION EQUIPMENT	82,520.80
United States of America	GLOBECOMM SYSTEMS, INC.	Transmitting and communicating equipment for edp, eg. modems, pc servers etc.	97,908.00
United States of America	GOOGLE, INC.	Software applications, special purp	48,000.00
United States of America	GOOGLE, INC.	Software licences	32,000.00
United States of America	H.G. MAYBECK CO., INC.	SACKS AND BAGS, OF A KIND USED FOR	100,125.00
United States of America	H.G. MAYBECK CO., INC.	SACKS AND BAGS, OF A KIND USED FOR	59,950.00
United States of America	HERMAN MILLER INC.	FURNITURE	55,497.00
United States of America	HERMAN MILLER INC.	SEATS AND CHAIRS	138,192.50
United States of America	HORIZONS INCORPORATED	Library supplies	32,059.81
United States of America	IBM CORPORATION	SOFTWARE, COMPUTER, INCLUDING MANUA	52,051.00
United States of America	IBM CORPORATION	COMPUTER MONITORED SYSTEMS, INDUSTR	43,676.00
United States of America	IBM CORPORATION	SOFTWARE, COMPUTER, INCLUDING MANUA	282,464.33
United States of America	IBM CORPORATION	SOFTWARE, COMPUTER, INCLUDING MANUA	45,220.00
United States of America	IBM CORPORATION	SOFTWARE, COMPUTER, INCLUDING MANUA	39,455.00
United States of America	IBM/LENOVO (UNITED STATES) INC.	Protection devices for edp equipment	37,955.00
United States of America	ILC DOVER LP	SAFETY EQUIPMENT	313,500.00
United States of America	ILUCIDA, LLC.	LIGHTING EQUIPMENT	39,732.00
United States of America	INTERACTIVE VISUALIZATION SYSTEMS	SOFTWARE APPLICATION PACKAGES	37,158.00
United States of America	IRIS LTD., INC.	Photographic and cinematographic equipment	34,520.00
United States of America	iViz Group dba iDashboards	Software application packages	41,020.00

## Major purchase orders by UN organization

AGENCY			PO Value
Location of Supplier	Name of Supplier	Description of Goods	USD
UNPD continued			
United States of America	KNOLL INC.	FURNITURE	48,733.00
United States of America	KUEHNE & NAGEL INC.	Buildings, prefabricated for office, school, home or warehouse	262,013.25
United States of America	KUEHNE & NAGEL INC.	Stoppers, caps, lids and other metal packing accessories; wire and wire products	52,485.00
United States of America	Kwaplah International Inc.	Detergents, perfumes and washing preparations	294,009.84
United States of America	Kwaplah International Inc.	Detergents, perfumes and washing preparations	164,850.00
United States of America	LA CRESTA COMMUNICATIONS INC.	Air conditioning, cold chain and refrigerating equipment	30,845.00
United States of America	LA CRESTA COMMUNICATIONS INC.	Insulated wire and cable; optical fibre cables	104,825.00
United States of America	LA CRESTA COMMUNICATIONS, INC.	RECORDING AND REPRODUCING APPARATUS	42,808.15
United States of America	LENOVO	Micro-computers	119,156.00
United States of America	LENOVO	Micro-computers	63,897.00
United States of America	LENOVO	Micro-computers	63,500.00
United States of America	LENOVO	Micro-computers	58,562.00
United States of America	Lenovo ( United States ) Inc	Micro-computers	849,612.00
United States of America	Lenovo ( United States ) Inc	Micro-computers	183,412.15
United States of America	Lenovo ( United States ) Inc	Micro-computers	151,455.00
United States of America	Lenovo ( United States ) Inc	Printing and plotting devices for edp equipment	37,500.00
United States of America	Lenovo (United States) Inc.	Edp equipment n.e.c.	115,160.00
United States of America	Lenovo (United States) Inc.	Micro-computers	1,518,000.00
United States of America	Lenovo (United States) Inc.	Micro-computers	944,980.00
United States of America	LENOVO (UNITED STATES) INC.	Micro-computers	835,130.00
United States of America	LENOVO (UNITED STATES) INC.	Micro-computers	479,696.00
United States of America	LENOVO (United States) INC.	Micro-computers	392,596.00
United States of America	LENOVO (United States) INC.	Micro-computers	209,520.00
United States of America	LENOVO (UNITED STATES) INC.	Micro-computers	185,540.00
United States of America	LENOVO (UNITED STATES) INC.	Micro-computers	176,686.00
United States of America	LENOVO (UNITED STATES) INC.	Micro-computers	104,810.00
United States of America	LENOVO (UNITED STATES) INC.	Micro-computers	103,600.00
United States of America	LENOVO (UNITED STATES) INC.	Micro-computers	72,650.00
United States of America	LENOVO (UNITED STATES) INC.	Micro-computers	72,640.00
United States of America	LENOVO (United States) INC.	Micro-computers	69,147.00
United States of America	LENOVO (United States) INC.	Micro-computers	36,432.00
United States of America	LENOVO (UNITED STATES) INC.	Telecommunication equipment, parts and accessories thereof	205,920.00
United States of America	LENOVO GROUP	Computer display terminals	31,000.00
United States of America	LENOVO GROUP	Micro-computers	64,768.00
United States of America	LENOVO INC.	Edp equipment n.e.c.	35,400.00
United States of America	Lenovo Inc.	Micro-computers	54,232.81
United States of America	LENOVO INC.	Micro-computers	44,385.00
United States of America	LENOVO INC.	Mini-computers	121,590.00
United States of America	LENOVO INC.	Mini-computers	93,895.00
United States of America	LENOVO INTERNATIONAL	Micro-computers	83,420.00
United States of America	LENOVO INTERNATIONAL	Micro-computers	53,820.00
United States of America	LENOVO, INC.	Micro-computers	1,332,400.00
United States of America	LENOVO, INC.	Micro-computers	407,500.00
United States of America	LENOVO, INC.	Micro-computers	354,848.00
United States of America	LENOVO, INC.	Micro-computers	216,100.00
United States of America	LENOVO, INC.	Micro-computers	189,000.00
United States of America	LENOVO, INC.	Micro-computers	32,604.00
United States of America	LENOVO, INC.	Radio broadcast and television receivers	30,580.00
United States of America	LENOVO, INC.	MICRO-COMPUTERS	168,000.00
United States of America	LENOVO, INC.	MICRO-COMPUTERS	164,800.00
United States of America	LENOVO, INC.	MICRO-COMPUTERS	156,201.00
United States of America	LENOVO, INC.	MICRO-COMPUTERS	147,840.00
United States of America	LENOVO, INC.	MICRO-COMPUTERS	143,376.00
United States of America	LENOVO, INC.	MICRO-COMPUTERS	101,245.00
United States of America	LENOVO, INC.	MICRO-COMPUTERS	71,300.00
United States of America	LENOVO, INC.	MICRO-COMPUTERS	70,135.00
United States of America	LENOVO, INC.	MICRO-COMPUTERS	67,100.00
United States of America	LENOVO, INC.	MICRO-COMPUTERS	66,584.00
United States of America	LENOVO, INC.	MICRO-COMPUTERS	55,278.00
United States of America	LENOVO, INC.	MICRO-COMPUTERS	42,200.00
United States of America	LENOVO, INC.	MICRO-COMPUTERS	41,157.00
United States of America	LENOVO, INC.	MICRO-COMPUTERS	39,480.00
United States of America	LENOVO, INC.	MICRO-COMPUTERS	37,378.00
United States of America	LENOVO, INC.	MICRO-COMPUTERS	33,925.00
United States of America	LENOVO, INC.	MICRO-COMPUTERS	33,760.00
United States of America	LENOVO, INC.	MICRO-COMPUTERS	33,568.00
United States of America	LENOVO, INC.	MICRO-COMPUTERS	31,388.00
United States of America	LENOVO, INC.	Electricity distribution or control apparatus	448,850.00
United States of America	LENOVO, INC.	Micro-computers	359,840.00
United States of America	LOGISTICS, INC.	FURNITURE	51,868.00
United States of America	MARQUARDT & COMPANY	PAPER OF PAPERBOARD N.E.C., FOR PRI	97,947.00
United States of America	MERIDIAN MEDICAL TECHNOLOGIES, INC.	SAFETY EQUIPMENT	101,880.00
United States of America	MERIT KAPLAN PAINTS COMPANY	PAINTS AND VARNISHES (INCLUDING ENA	30,000.00
United States of America	MICHAELS ELECTRICAL SUPPLY CORP.	INSULATED WIRE AND CABLE; OPTICAL F	38,000.00
United States of America	MICHAELS ELECTRICAL SUPPLY CORP.	LAMPS, ELECTRIC FILAMENT OR DISCHAR	38,000.00
United States of America	MICRO FOCUS (US) INC	SOFTWARE, COMPUTER, INCLUDING MANUA	39,768.00
United States of America	MICROSOFT CORPORATION	SOFTWARE, COMPUTER, INCLUDING MANUA	703,644.79
United States of America	MICROSOFT CORPORATION	SOFTWARE, COMPUTER, INCLUDING MANUA	222,241.11
United States of America	MICROSOFT CORPORATION	SOFTWARE, COMPUTER, INCLUDING MANUA	120,934.00
United States of America	MICROSOFT CORPORATION	SOFTWARE, COMPUTER, INCLUDING MANUA	90,673.78
United States of America	MID-ISLAND ELECTRICAL SALES CORP.	INSULATED WIRE AND CABLE; OPTICAL F	38,000.00
United States of America	MINE SAFETY APPLIANCES COMPANY	Crowd control equipment	1,207,771.60
United States of America	MOTIVATORS INC.	MICRO-COMPUTERS	42,900.00
United States of America	MOTOROLA INC.	Radio broadcast and television receivers	558,315.84
United States of America	Motorola Solutions	Microphones, loudspeakers, headphones, earphones, amplifiers	174,236.10
United States of America	Motorola Solutions	Radio or television transmission apparatus; television cameras	1,125,732.70
United States of America	Motorola Solutions	Radio or television transmission apparatus; television cameras	36,572.00
United States of America	Motorola Solutions	Telecommunication equipment, other	1,413,117.96
United States of America	Motorola Solutions	Telecommunication equipment, other	573,675.80
United States of America	Motorola Solutions	Telecommunication equipment, other	280,905.74
United States of America	Motorola Solutions	Telecommunication equipment, other	204,952.25
United States of America	Motorola Solutions	Telecommunication equipment, other	35,663.00
United States of America	MOTOROLA SOLUTIONS UK LIMITED	Radio broadcast and television receivers	418,228.33
United States of America	MOTOROLA SOLUTIONS UK LIMITED	Radio or television transmission apparatus; television cameras	134,206.56
United States of America	MTS-INTEGRATRAK, INC.	PC SOFTWARE, GENERAL	45,000.00
United States of America	ND Satcom Inc	Radio broadcast and television receivers	1,751,850.00
United States of America	ND Satcom Inc	Satellite communication systems	110,240.00
United States of America	ND Satcom Inc	Satellite communication systems	40,850.00
United States of America	ND Satcom Inc	Telecommunication equipment, other	757,350.00
United States of America	ND SATCOM INC.	TELECOMMUNICATION EQUIPMENT	1,430,400.00
United States of America	NEW YORK FUNERAL SUPPLY	Mortuary supplies	126,000.00
United States of America	NEWPOINT TECHNOLOGIES INC.	Telecommunication equipment, parts and accessories thereof	32,017.47
United States of America	OFFICE DEPOT BUSINESS SERVICES DIV	STATIONERY ARTICLES N.E.C.	1,269,275.88
United States of America	OFFICE DEPOT BUSINESS SERVICES DIV	STATIONERY ARTICLES N.E.C.	378,142.10
United States of America	ORACLE AMERICA, INC.	COMPUTER SYSTEMS, SPECIAL PURPOSE O	37,151.30
United States of America	ORACLE AMERICA, INC.	SOFTWARE APPLICATION PACKAGES	118,089.63
United States of America	ORACLE AMERICA, INC.	SOFTWARE APPLICATION PACKAGES	103,400.00
United States of America	ORACLE AMERICA, INC.	SOFTWARE APPLICATION PACKAGES	61,997.76
United States of America	PLANSON INTERNATIONAL CORPORATION	Electricity distribution or control apparatus	52,352.50
United States of America	PLANSON INTERNATIONAL CORPORATION	Micro-computers	112,330.00
United States of America	Planson International Corporation	Microphone, loudspeakers, headphones, earphones etc., partsthereof	40,225.00
United States of America	Planson International Corporation	Photographic and cinematographic equipment	34,114.00
United States of America	Planson International Corporation	Radar apparatus, radio navigational aid and radio remote control apparatus	49,000.00



## Major purchase orders by UN organization

AGENCY	Location of Supplier	Name of Supplier	Description of Goods	PO Value USD
<b>UNPD continued</b>				
United States of America		Planson International Corporation	Software application packages	59,601.50
United States of America		PREMIER & COMPANIES, INC.	PAPER OF PAPERBOARD N.E.C., FOR PRI	360,500.00
United States of America		REGENCY ENTERPRISES, INC.	INSULATED WIRE AND CABLE; OPTICAL F	38,000.00
United States of America		ROBERTS TOOL + SUPPLY COMPANY	ELECTRICAL EQUIPMENT, PARTS AND ACC	30,000.00
United States of America		ROBERTS TOOL + SUPPLY COMPANY	MACHINE TOOLS	30,000.00
United States of America		RODEN INDUSTRIES INC	Accumulators, electric	45,020.00
United States of America		Roden Industries INC	Television receivers, parts thereof	31,334.00
United States of America		RODEN INDUSTRIES INC	Tyres, pneumatic new, inner tubes, solid or cushion tyres, etc.	60,588.00
United States of America		RODEN INDUSTRIES INC	Weighing equipment, micrometers, gauges etc.	63,325.00
United States of America		Roden Industries Inc.	Domestic cooking and heating equipment	112,550.00
United States of America		Roden Industries Inc.	Fabrics, woven of cotton, other	58,114.90
United States of America		RODEN INDUSTRIES INC.	Tyres, pneumatic new, inner tubes, solid or cushion tyres, etc.	53,673.00
United States of America		RODEN INDUSTRIES, INC.	Accumulators, electric	43,920.00
United States of America		RODEN INDUSTRIES, INC.	Automotive workshop equipment	33,700.00
United States of America		RODEN INDUSTRIES, INC.	Paints and varnishes (including enamels and lacquers) and related products	252,828.00
United States of America		RODEN INDUSTRIES, INC.	Paints and varnishes (including enamels and lacquers) and related products	58,910.00
United States of America		SAS GRAPHIC SUPPLY INC	PRINTING AND BOOKBINDING EQUIPMENT	33,255.00
United States of America		SDV (USA) Inc.	Edp equipment n.e.c.	31,932.59
United States of America		SIEMENS HEALTHCARE DIAGNOSTICS	ARTICLES FOR MEDICAL OR SURGICAL PU	45,000.00
United States of America		SKANSKA USA BUILDING INC.	RADIO BROADCAST AND TELEVISION RECE	792,050.00
United States of America		SOME'S UNIFORMS INC.	Clothing of textile materials	68,565.35
United States of America		SOME'S UNIFORMS INC.	Security equipment and supplies n.e.c.	56,424.02
United States of America		SOME'S UNIFORMS INC.	Security equipment, special purpose	56,283.75
United States of America		SOME'S UNIFORMS, Inc	Clothing of textile materials	54,494.40
United States of America		SOME'S UNIFORMS, Inc	Safety clothing and headgear; other headgear of rubber or plastics	71,780.00
United States of America		Some's Uniforms, INC	Tulles, lace, narrow woven fabrics, trimmings and embroidery	54,816.00
United States of America		SOME'S WORLD-WIDE UNIFORMS	Footwear, safety	80,864.50
United States of America		SYMANTEC CORPORATION	SOFTWARE, COMPUTER, INCLUDING MANUA	41,871.00
United States of America		TCS SUPPLY CO	Aerials and antennae	41,840.00
United States of America		TCS SUPPLY CO	Printing and plotting devices for edp equipment	46,294.00
United States of America		TCS SUPPLY CO	Telecommunication equipment, parts and accessories thereof	41,930.00
United States of America		TCS SUPPLY CO.	Hand tools (including glaziers diamonds) n.e.c.	37,750.00
United States of America		TCS SUPPLY CO.	Microphones, loudspeakers, headphones, earphones, amplifiers	58,221.00
United States of America		TCS SUPPLY CO.	Paper of paperboard n.e.c., for printing or other graphic purpose	145,900.00
United States of America		TCS SUPPLY CO.	Processing units for edp, other	32,450.00
United States of America		TCS SUPPLY CO.	Radio broadcast and television receivers	37,490.00
United States of America		TCS SUPPLY CO.	Radio or television transmission apparatus; television cameras	116,960.00
United States of America		TCS SUPPLY CO.	Security equipment, special purpose	40,990.00
United States of America		TCS Supply Co., Inc.	Hydrographic, hydrological, meteorological or geophysical instruments	72,058.00
United States of America		TCS Supply Co., Inc.	Telecommunication equipment, other	256,000.00
United States of America		TEREX CORPORATION	MOTOR VEHICLES AND PARTS AND ACCESS	439,706.83
United States of America		THE GUNLOCKE COMPANY LLC	FURNITURE	190,025.75
United States of America		THE GUNLOCKE COMPANY LLC	FURNITURE	109,170.55
United States of America		THE GUNLOCKE COMPANY LLC	FURNITURE	61,810.15
United States of America		TLD AMERICA CORPORATION	MOTOR VEHICLES AND PARTS AND ACCESS	188,062.00
United States of America		TLD AMERICA CORPORATION	MOTOR VEHICLES AND PARTS AND ACCESS	99,204.42
United States of America		TLD AMERICA CORPORATION	MOTOR VEHICLES AND PARTS AND ACCESS	94,031.00
United States of America		TRANSPORTATION TECHNOLOGY, INC	TESTING EQUIPMENT N.E.C.	43,450.00
United States of America		Trigyn Technologies Inc	Filtering and purifying equipment	243,656.00
United States of America		TRIGYNI TECHNOLOGIES Inc.	Electricity distribution or control apparatus	49,500.00
United States of America		TRIGYNI TECHNOLOGIES Inc.	Fabrics, woven of cotton, other	30,000.00
United States of America		VMWARE, INC.	SOFTWARE APPLICATION PACKAGES	256,941.00
United States of America		VMWARE, INC.	SOFTWARE, COMPUTER, INCLUDING MANUA	174,873.60
United States of America		W.W. GRAINGER, INC.	ELECTRICAL EQUIPMENT, PARTS AND ACC	38,000.00
United States of America		WALDNER'S BUSINESS ENVIRONMENTS	FURNITURE	63,764.28
United States of America		WHITE SYSTEMS, INC.	MACHINERY FOR SORTING, SCREENING, S	114,156.00
United States of America		Zoho Corporation	Software application packages	51,461.00
Western Sahara		JAMAL AHMED BEN MBAREK OU JAMAA	Waters, not sweetened	74,061.55
Western Sahara		JAMAL AHMED BEN MBAREK OU JAMAA	Waters, not sweetened	52,307.24
<b>UNRWA</b>				
Bahrain		Software AG (Gulf) S.P.C	SOFTWARE, COMPUTER, INCLUDING MANUALS	44,551.35
Belgium		Rhenus Logistics nv	Sugar beet	144,265.00
Belgium		Rhenus Logistics nv	SUGAR PLANTS	113,004.00
Belgium		Rhenus Logistics nv	SUGAR PLANTS	55,814.00
Belgium		Rhenus Logistics nv	SUGAR PLANTS	44,182.50
Belgium		Rhenus Logistics nv	SUGAR PLANTS	43,279.50
Canada		Saskan Pulse Trading Inc.	VEGETABLES	214,828.00
Canada		Saskan Pulse Trading Inc.	VEGETABLES	134,267.50
Canada		Saskan Pulse Trading Inc.	VEGETABLES	108,188.00
Canada		Saskan Pulse Trading Inc.	VEGETABLES	105,092.00
Canada		Saskan Pulse Trading Inc.	VEGETABLES	84,366.00
Canada		Saskan Pulse Trading Inc.	VEGETABLES	54,094.00
Canada		Saskan Pulse Trading Inc.	VEGETABLES	41,409.00
China		Global Fleet Sales Limited	MOTOR VEHICLES AND PARTS AND ACCESSORIES THEREOF	102,953.98
China		Shandong Medicines & Health Products IMP. & EXP. Corporation	RUBBER PRODUCTS	77,076.00
China		Shandong Medicines & Health Products IMP. & EXP. Corporation	RUBBER PRODUCTS	42,308.96
China		Shenzhen Lantis Lighting Technology Co. Ltd	LAMPS, ARC LAMPS AND LIGHTING EQUIPMENT AND PARTS THEREOF	77,366.00
Cyprus		Remedica Ltd.	Anaesthetics, Analgesics, Antiallergics, Antidotes, Antiepileptics	135,345.00
Cyprus		Remedica Ltd.	Anaesthetics, Analgesics, Antiallergics, Antidotes, Antiepileptics	134,539.93
Cyprus		Remedica Ltd.	Anaesthetics, Analgesics, Antiallergics, Antidotes, Antiepileptics	131,948.45
Cyprus		Remedica Ltd.	Anaesthetics, Analgesics, Antiallergics, Antidotes, Antiepileptics	123,278.51
Cyprus		Remedica Ltd.	Anaesthetics, Analgesics, Antiallergics, Antidotes, Antiepileptics	103,662.00
Cyprus		Remedica Ltd.	Anaesthetics, Analgesics, Antiallergics, Antidotes, Antiepileptics	49,173.50
Cyprus		Remedica Ltd.	Anaesthetics, Analgesics, Antiallergics, Antidotes, Antiepileptics	48,402.70
Cyprus		Remedica Ltd.	Anaesthetics, Analgesics, Antiallergics, Antidotes, Antiepileptics	47,095.00
Cyprus		Remedica Ltd.	Anaesthetics, Analgesics, Antiallergics, Antidotes, Antiepileptics	44,244.00
Cyprus		Remedica Ltd.	Anthelmintics, Antifilarials, Antischistosomals, Antibacterials	60,345.00
Cyprus		Remedica Ltd.	Antianaemia drugs, Ferrous salt & folic acid 150/5mg tabs/pack-1000	53,577.92
Cyprus		Remedica Ltd.	Antiprotozoal Drugs And Insect Repellents	179,650.00
Cyprus		Remedica Ltd.	Antiprotozoal Drugs And Insect Repellents	80,103.90
Cyprus		Remedica Ltd.	CHEMICALS, ORGANIC, BASIC	498,055.90
Cyprus		Remedica Ltd.	CHEMICALS, ORGANIC, BASIC	422,145.80
Cyprus		Remedica Ltd.	CHEMICALS, ORGANIC, BASIC	209,061.60
Cyprus		Remedica Ltd.	CHEMICALS, ORGANIC, BASIC	195,837.50
Cyprus		Remedica Ltd.	CHEMICALS, ORGANIC, BASIC	157,088.00
Cyprus		Remedica Ltd.	CHEMICALS, ORGANIC, BASIC	117,716.50
Cyprus		Remedica Ltd.	CHEMICALS, ORGANIC, BASIC	106,194.50
Cyprus		Remedica Ltd.	CHEMICALS, ORGANIC, BASIC	99,953.50
Cyprus		Remedica Ltd.	CHEMICALS, ORGANIC, BASIC	97,799.80
Cyprus		Remedica Ltd.	Drugs Affecting the Blood & Cardiovascular, Blood Products, Plasma Substitutes	455,932.30
Cyprus		Remedica Ltd.	Drugs Affecting the Blood & Cardiovascular, Blood Products, Plasma Substitutes	381,832.00
Cyprus		Remedica Ltd.	Drugs Affecting the Blood & Cardiovascular, Blood Products, Plasma Substitutes	135,071.19
Cyprus		Remedica Ltd.	Drugs Affecting the Blood & Cardiovascular, Blood Products, Plasma Substitutes	131,590.67
Cyprus		Remedica Ltd.	Drugs Affecting the Blood & Cardiovascular, Blood Products, Plasma Substitutes	102,178.36
Cyprus		Remedica Ltd.	Drugs Affecting the Blood & Cardiovascular, Blood Products, Plasma Substitutes	70,118.85
Cyprus		Remedica Ltd.	N/A	88,455.00
Denmark		Buk-Auto Ltd.	Motor Vehicles And Parts And Accessories Thereof	553,100.00
Denmark		Buk-Auto Ltd.	Vehicles, 4WD, hard top	32,648.00
Denmark		UNICEF Supply Division	VACCINES, SERA (IMMUNOLOGICALS) AND ANTI RETRO VIRALS	54,945.66
Egypt		Riva Pharma	Anthelmintics, Antifilarials, Antischistosomals, Antibacterials Etc.	30,675.00
Germany		F. Undutsch GmbH	PLASTIC PRODUCTS N.E.C.	69,249.19
Germany		F. Undutsch GmbH	PLASTIC PRODUCTS N.E.C.	68,077.27
Germany		Henke-Sass, Wolf GmbH, Kronenstrass	MEDICAL AND SURGICAL EQUIPMENT AND ORTHOPAEDIC APPLIANCES	410,801.30

## Major purchase orders by UN organization

AGENCY	Location of Supplier	Name of Supplier	Description of Goods	PO Value USD
	<b>UNRWA continued</b>			
Germany		Henke-Sass, Wolf GmbH, Kronenstrass	MEDICAL AND SURGICAL EQUIPMENT AND ORTHOPAEDIC APPLIANCES	250,006.55
Germany		Henke-Sass, Wolf GmbH, Kronenstrass	MEDICAL AND SURGICAL EQUIPMENT AND ORTHOPAEDIC APPLIANCES	145,060.17
Germany		Henke-Sass, Wolf GmbH, Kronenstrass	Syringes, disp., w/needle, not a/d, > 0.1 to 3 ml	34,987.82
Germany		Human Ges. Biochemica & Diagnostica	CHEMICAL PRODUCTS N.E.C.	100,637.45
Germany		Human Ges. Biochemica & Diagnostica	CHEMICAL PRODUCTS N.E.C.	70,007.84
Germany		Human Ges. Biochemica & Diagnostica	HORMONES, CONTRACEPTIVES, VITAMINS AND MINERALS	31,560.85
India		Newgen Software Technologies Limited	SOFTWARE, COMPUTER, INCLUDING MANUALS	30,000.00
Israel		Computer Media Center Ltd. (CMC)	METAL PRODUCTS, MACHINERY AND EQUIPMENT	43,044.00
Israel		Computer Media Center Ltd. (CMC)	PROCESSING UNITS FOR IT AND ACCESSORIES AND PARTS THEREOF	594,699.20
Israel		Computer Media Center Ltd. (CMC)	PROCESSING UNITS FOR IT AND ACCESSORIES AND PARTS THEREOF	360,145.80
Israel		Computer Media Center Ltd. (CMC)	PROCESSING UNITS FOR IT AND ACCESSORIES AND PARTS THEREOF	288,356.50
Israel		Computer Media Center Ltd. (CMC)	PROCESSING UNITS FOR IT AND ACCESSORIES AND PARTS THEREOF	237,056.80
Israel		Computer Media Center Ltd. (CMC)	PROCESSING UNITS FOR IT AND ACCESSORIES AND PARTS THEREOF	199,603.60
Israel		Computer Media Center Ltd. (CMC)	PROCESSING UNITS FOR IT AND ACCESSORIES AND PARTS THEREOF	136,580.00
Israel		Computer Media Center Ltd. (CMC)	PROCESSING UNITS FOR IT AND ACCESSORIES AND PARTS THEREOF	123,310.00
Israel		Computer Media Center Ltd. (CMC)	PROCESSING UNITS FOR IT AND ACCESSORIES AND PARTS THEREOF	95,116.20
Israel		Computer Media Center Ltd. (CMC)	PROCESSING UNITS FOR IT AND ACCESSORIES AND PARTS THEREOF	73,810.00
Israel		Computer Media Center Ltd. (CMC)	PROCESSING UNITS FOR IT AND ACCESSORIES AND PARTS THEREOF	52,316.70
Israel		Computer Media Center Ltd. (CMC)	PROCESSING UNITS FOR IT AND ACCESSORIES AND PARTS THEREOF	52,212.80
Israel		Computer Media Center Ltd. (CMC)	PROCESSING UNITS FOR IT AND ACCESSORIES AND PARTS THEREOF	47,722.50
Israel		Computer Media Center Ltd. (CMC)	PROCESSING UNITS FOR IT AND ACCESSORIES AND PARTS THEREOF	44,621.50
Israel		Computer Media Center Ltd. (CMC)	PROCESSING UNITS FOR IT AND ACCESSORIES AND PARTS THEREOF	35,253.50
Israel		Danziv Handling Solutions Ltd.	LIFTING AND HANDLING EQUIPMENT AND PARTS THEREOF	67,800.00
Israel		David Czapnik and Sons Ltd	LIFTING AND HANDLING EQUIPMENT AND PARTS THEREOF	94,040.00
Israel		Haargaz industries ltd.	FURNITURE	95,885.96
Israel		Paz Oil Co.	PETROLEUM OILS AND PETROLEUM PRODUCTS	293,891.98
Israel		Paz Oil Co.	PETROLEUM OILS AND PETROLEUM PRODUCTS	170,689.28
Israel		Paz Oil Co.	PETROLEUM OILS AND PETROLEUM PRODUCTS	169,366.60
Israel		Paz Oil Co.	PETROLEUM OILS AND PETROLEUM PRODUCTS	146,282.26
Israel		Paz Oil Co.	PETROLEUM OILS AND PETROLEUM PRODUCTS	144,399.19
Israel		Paz Oil Co.	PETROLEUM OILS AND PETROLEUM PRODUCTS	142,092.57
Israel		Paz Oil Co.	PETROLEUM OILS AND PETROLEUM PRODUCTS	140,558.50
Israel		Paz Oil Co.	PETROLEUM OILS AND PETROLEUM PRODUCTS	139,761.19
Israel		Paz Oil Co.	PETROLEUM OILS AND PETROLEUM PRODUCTS	139,011.50
Israel		Paz Oil Co.	PETROLEUM OILS AND PETROLEUM PRODUCTS	139,011.50
Israel		Paz Oil Co.	PETROLEUM OILS AND PETROLEUM PRODUCTS	137,304.31
Israel		Paz Oil Co.	PETROLEUM OILS AND PETROLEUM PRODUCTS	134,269.04
Israel		Paz Oil Co.	PETROLEUM OILS AND PETROLEUM PRODUCTS	130,227.35
Israel		Paz Oil Co.	PETROLEUM OILS AND PETROLEUM PRODUCTS	129,679.86
Israel		Paz Oil Co.	PETROLEUM OILS AND PETROLEUM PRODUCTS	121,305.59
Israel		Paz Oil Co.	PETROLEUM OILS AND PETROLEUM PRODUCTS	118,266.13
Israel		Paz Oil Co.	PETROLEUM OILS AND PETROLEUM PRODUCTS	106,483.24
Israel		Paz Oil Co.	PETROLEUM OILS AND PETROLEUM PRODUCTS	106,045.86
Israel		Paz Oil Co.	PETROLEUM OILS AND PETROLEUM PRODUCTS	102,405.37
Israel		Paz Oil Co.	PETROLEUM OILS AND PETROLEUM PRODUCTS	101,123.14
Israel		Paz Oil Co.	PETROLEUM OILS AND PETROLEUM PRODUCTS	100,328.34
Israel		Paz Oil Co.	PETROLEUM OILS AND PETROLEUM PRODUCTS	53,484.49
Israel		Paz Oil Co.	PETROLEUM OILS AND PETROLEUM PRODUCTS	36,567.54
Israel		Paz Oil Co.	PETROLEUM OILS AND PETROLEUM PRODUCTS	34,474.60
Israel		Paz Oil Co.	PETROLEUM OILS AND PETROLEUM PRODUCTS	33,208.60
Israel		Paz Oil Co.	PETROLEUM OILS AND PETROLEUM PRODUCTS	32,454.55
Israel		Paz Oil Co.	PETROLEUM OILS AND PETROLEUM PRODUCTS	31,591.32
Israel		Paz Oil Co.	PETROLEUM OILS AND PETROLEUM PRODUCTS	30,961.51
Israel		Paz Oil Co.	PETROLEUM OILS AND PETROLEUM PRODUCTS	30,447.37
Israel		Paz Oil Co.	PETROLEUM OILS AND PETROLEUM PRODUCTS	30,351.06
Israel		Sonol Mirkaz.	PETROLEUM OILS AND PETROLEUM PRODUCTS	31,977.77
Israel		Union Motors Ltd.	Vehicles, 4WD, hard top	74,666.67
Italy		Fiat Group Automobiles SPA	ELECTRICAL EQUIPMENT, OTHER AND PARTS THEREOF	36,883.60
Italy		Fiat Group Automobiles SPA	MOTOR VEHICLES AND PARTS AND ACCESSORIES THEREOF	56,973.91
Italy		Fiat Group Automobiles SPA	MOTOR VEHICLES AND PARTS AND ACCESSORIES THEREOF	40,986.60
Italy		Fiat Group Automobiles SPA	MOTOR VEHICLES AND PARTS AND ACCESSORIES THEREOF	30,739.95
Italy		Fiat Group Automobiles SPA	MOTOR VEHICLES AND PARTS AND ACCESSORIES THEREOF	30,739.95
Italy		Fiat Group Automobiles SPA	MOTOR VEHICLES AND PARTS AND ACCESSORIES THEREOF	30,454.18
Italy		Fiat Group Automobiles SPA	RUBBER PRODUCTS	31,737.06
Italy		Fiat Group Automobiles SPA	N/A	46,630.60
Italy		Kartell	Laboratory plasticware	61,170.75
Jordan		Al Qudah Trading Company	VEGETABLES	35,409.60
Jordan		Amman Pharmaceutical Industries Co. WLL	MUSCLE RELAXANTS, OPHTHALMOLOGICAL PREPARATIONS ETC.	103,614.21
Jordan		Amman Pharmaceutical Industries Co. WLL	MUSCLE RELAXANTS, OPHTHALMOLOGICAL PREPARATIONS ETC.	79,529.72
Jordan		Amman Pharmaceutical Industries Co. WLL	Ophthalmological anti-inflammatory agents, solution	33,741.60
Jordan		Arab Australian Dairy Goods & Pack.	DAIRY PRODUCTS, OTHER	286,416.00
Jordan		Arab Australian Dairy Goods & Pack.	DAIRY PRODUCTS, OTHER	128,464.20
Jordan		Arab Australian Dairy Goods & Pack.	DAIRY PRODUCTS, OTHER	56,115.00
Jordan		Arab Australian Dairy Goods & Pack.	DAIRY PRODUCTS, OTHER	33,966.00
Jordan		Arab Australian Dairy Goods & Pack.	Milk, dried, whole	46,980.00
Jordan		Arab Australian Dairy Goods & Pack.	DAIRY PRODUCTS, OTHER	869,795.55
Jordan		BRAWISH FOR A/C TECHNOLOGY CO.	GENERAL PURPOSE MACHINERY, OTHER AND PARTS THEREOF	36,723.16
Jordan		Dara for Computers	SOFTWARE, COMPUTER, INCLUDING MANUALS	50,141.24
Jordan		e-Tech System	SOFTWARE, COMPUTER, INCLUDING MANUALS	85,812.00
Jordan		First Advanced Trading Co.	OILS AND FATS, ANIMAL AND VEGETABLE	108,333.33
Jordan		Fourth Dimension System	SOFTWARE, COMPUTER, INCLUDING MANUALS	31,086.16
Jordan		Golden Star Factory For Plastic	TEXTILE ARTICLES MADE UP	34,174.29
Jordan		Hammoudeh Brothers for Trade	Sugar beet	117,648.00
Jordan		Hassouneh Carpentry	CHEMICALS, ORGANIC, BASIC	37,766.95
Jordan		Int. Office Suppliers Konica	OFFICE AND ACCOUNTING MACHINERY AND PARTS AND ACCESSORIES THEREOF	47,161.02
Jordan		Jamal Asbah & Partners Co.	GENERAL PURPOSE MACHINERY, OTHER AND PARTS THEREOF	32,078.25
Jordan		Jordan Chalk Manufacturing Co.	MANUFACTURED ARTICLES, OTHER N.E.C.	51,605.93
Jordan		Jordan Petroleum Refinery Co.	PETROLEUM OILS AND PETROLEUM PRODUCTS	45,310.73
Jordan		Jordan Petroleum Refinery Co.	PETROLEUM OILS AND PETROLEUM PRODUCTS	34,471.33
Jordan		Jordan Petroleum Refinery Co.	PETROLEUM OILS AND PETROLEUM PRODUCTS	34,212.23
Jordan		Middle East Pharm. & Chem. Indust.	Anaesthetics, Analgesics, Antiallergics, Antidotes, Antiepileptics	58,864.20
Jordan		Middle East Pharm. & Chem. Indust.	Anthelmintics, Antifilarials, Antischis Tosomals, Antibacterials Etc.	128,647.20
Jordan		Middle East Pharm. & Chem. Indust.	Anthelmintics, Antifilarials, Antischis Tosomals, Antibacterials Etc.	108,551.56
Jordan		Middle East Pharm. & Chem. Indust.	Anthelmintics, Antifilarials, Antischis Tosomals, Antibacterials Etc.	42,990.17
Jordan		Middle East Pharm. & Chem. Indust.	Anthelmintics, Antifilarials, Antischis Tosomals, Antibacterials Etc.	36,886.52
Jordan		Middle East Pharm. & Chem. Indust.	Dermatological, Anti-Infective Ophthalmic And Gastrointestinal Drugs Etc.	67,910.00
Jordan		Middle East Pharm. & Chem. Indust.	Dermatological, Anti-Infective Ophthalmic And Gastrointestinal Drugs Etc.	54,376.26
Jordan		Ministry of Education	BOOKS, BROCHURES AND LEAFLETS, MAPS AND MUSIC	2,007,407.91
Jordan		Ministry of Education	BOOKS, BROCHURES AND LEAFLETS, MAPS AND MUSIC	1,245,624.30
Jordan		Ministry of Education	BOOKS, BROCHURES AND LEAFLETS, MAPS AND MUSIC	532,314.12
Jordan		Ministry of Education	BOOKS, BROCHURES AND LEAFLETS, MAPS AND MUSIC	30,040.96
Jordan		Monitoring for Electronic Systems	SECURITY AND SAFETY EQUIPMENT	51,553.67
Jordan		Nablus Group Co. for Trade and Industry	CEREALS	96,320.00
Jordan		Nablus Group Co. for Trade and Industry	CEREALS	83,180.00
Jordan		Nablus Group Co. for Trade and Industry	Sugar beet	99,000.00
Jordan		Nablus Group Co. for Trade and Industry	N/A	227,910.00
Jordan		Novo-Nordisk A/S	HORMONES, CONTRACEPTIVES, VITAMINS AND MINERALS	728,930.04
Jordan		Novo-Nordisk A/S	HORMONES, CONTRACEPTIVES, VITAMINS AND MINERALS	627,696.49
Jordan		Novo-Nordisk A/S	HORMONES, CONTRACEPTIVES, VITAMINS AND MINERALS	302,135.60
Jordan		Novo-Nordisk A/S	HORMONES, CONTRACEPTIVES, VITAMINS AND MINERALS	129,077.92
Jordan		Novo-Nordisk A/S	Insulin and other antidiabetic agents, parenteral	319,819.50
Jordan		Novo-Nordisk A/S	Insulin and other antidiabetic agents, parenteral	79,176.58

## Major purchase orders by UN organization

AGENCY	Location of Supplier	Name of Supplier	Description of Goods	PO Value USD
	<b>UNRWA continued</b>			
Jordan		OFFTEC Systems Ltd.	PC software, general	35,900.00
Jordan		Pharma International Co.	Anthelmintics, Antiflarials, Antischis Tosomals, Antibacterials Etc.	67,500.00
Jordan		Prime Medical & Scientific Supplies Co.	HORMONES, CONTRACEPTIVES, VITAMINS AND MINERALS	38,500.30
Jordan		Rasheed's Plastic Company	PACKAGING PRODUCTS OF PLASTICS	62,822.50
Jordan		Rida Jardaneh Drugstore	Drugs Affecting The Blood And Cardiovascular, Blood Products, Plasma Substitutes	32,674.38
Jordan		Shayboob Company	VEGETABLES	75,508.47
Jordan		Shayboob Company	VEGETABLES	58,333.33
Jordan		Specialized Technical Services (STS)	PC software, general	66,560.00
Jordan		Specialized Technical Services (STS)	PC software, general	37,505.00
Jordan		Specialized Technical Services (STS)	PROCESSING UNITS FOR IT AND ACCESSORIES AND PARTS THEREOF	362,356.00
Jordan		Specialized Technical Services (STS)	PROCESSING UNITS FOR IT AND ACCESSORIES AND PARTS THEREOF	157,016.00
Jordan		Specialized Technical Services (STS)	PROCESSING UNITS FOR IT AND ACCESSORIES AND PARTS THEREOF	114,924.00
Jordan		Specialized Technical Services (STS)	PROCESSING UNITS FOR IT AND ACCESSORIES AND PARTS THEREOF	87,352.00
Jordan		Specialized Technical Services (STS)	PROCESSING UNITS FOR IT AND ACCESSORIES AND PARTS THEREOF	47,804.00
Jordan		Specialized Technical Services (STS)	PROCESSING UNITS FOR IT AND ACCESSORIES AND PARTS THEREOF	41,403.00
Jordan		Specialized Technical Services (STS)	PROCESSING UNITS FOR IT AND ACCESSORIES AND PARTS THEREOF	38,640.00
Jordan		Specialized Technical Services (STS)	SOFTWARE, COMPUTER, INCLUDING MANUALS	178,935.00
Jordan		Specialized Technical Services (STS)	SOFTWARE, COMPUTER, INCLUDING MANUALS	41,024.00
Jordan		Sun Plastic and Medical Materials Indust	PLASTIC PRODUCTS N.E.C.	43,718.00
Jordan		United Pharmaceutical Mfg. Co. Ltd.	Drugs Affecting The Blood And Cardiovascular, Blood Products, Plasma Substitutes	140,368.82
Jordan		United Pharmaceutical Mfg. Co. Ltd.	Drugs Affecting The Blood And Cardiovascular, Blood Products, Plasma Substitutes	131,345.76
Jordan		United Pharmaceutical Mfg. Co. Ltd.	Drugs Affecting The Blood And Cardiovascular, Blood Products, Plasma Substitutes	59,999.30
Jordan		United Pharmaceutical Mfg. Co. Ltd.	Drugs Affecting The Blood And Cardiovascular, Blood Products, Plasma Substitutes	33,960.00
Jordan		Yaseen Factory for St. & Wood Furn.	FURNITURE	169,100.00
Lebanon		Amine Aour Middle East Foods S.A.L.	DAIRY PRODUCTS, OTHER	416,208.50
Lebanon		Amine Aour Middle East Foods S.A.L.	DAIRY PRODUCTS, OTHER	372,874.75
Lebanon		Amine Aour Middle East Foods S.A.L.	DAIRY PRODUCTS, OTHER	332,976.75
Lebanon		Amine Aour Middle East Foods S.A.L.	DAIRY PRODUCTS, OTHER	322,678.50
Lebanon		Amine Aour Middle East Foods S.A.L.	DAIRY PRODUCTS, OTHER	215,119.00
Lebanon		Amine Aour Middle East Foods S.A.L.	DAIRY PRODUCTS, OTHER	184,567.25
Lebanon		Amine Aour Middle East Foods S.A.L.	DAIRY PRODUCTS, OTHER	182,353.05
Lebanon		Amine Aour Middle East Foods S.A.L.	DAIRY PRODUCTS, OTHER	35,073.75
Lebanon		Amine Aour Middle East Foods S.A.L.	OILS AND FATS, ANIMAL AND VEGETABLE	746,066.16
Lebanon		Amine Aour Middle East Foods S.A.L.	OILS AND FATS, ANIMAL AND VEGETABLE	237,269.34
Lebanon		Bioteck	LABORATORY EQUIPMENT	30,700.40
Lebanon		Bioteck	N/A	34,120.50
Lebanon		DIAPAPER SAL.	PULP, PAPER AND PAPERBOARD	50,068.02
Lebanon		Educational Co. for Printing, Publishing and Distribution	BOOKS, BROCHURES AND LEAFLETS, MAPS AND MUSIC	99,255.70
Lebanon		Educational Co. for Printing, Publishing and Distribution	BOOKS, BROCHURES AND LEAFLETS, MAPS AND MUSIC	54,629.83
Lebanon		Fairco International	BOOKS, BROCHURES AND LEAFLETS, MAPS AND MUSIC	51,373.24
Lebanon		Fairco International	BOOKS, BROCHURES AND LEAFLETS, MAPS AND MUSIC	51,137.18
Lebanon		Fairco International	BOOKS, BROCHURES AND LEAFLETS, MAPS AND MUSIC	31,849.80
Lebanon		Gamal International Co.	VEGETABLES	176,957.10
Lebanon		Khalil Fattal & Fils	MEDICAL AND SURGICAL EQUIPMENT AND ORTHOPAEDIC APPLIANCES	58,000.00
Lebanon		M. M Sinno & Sons	DAIRY PRODUCTS, OTHER	381,788.68
Lebanon		Mediterranean Oil Shipping&Tran. Co	PETROLEUM OILS AND PETROLEUM PRODUCTS	64,898.12
Lebanon		Mediterranean Oil Shipping&Tran. Co	PETROLEUM OILS AND PETROLEUM PRODUCTS	56,687.20
Lebanon		Mediterranean Oil Shipping&Tran. Co	PETROLEUM OILS AND PETROLEUM PRODUCTS	56,138.88
Lebanon		Mediterranean Oil Shipping&Tran. Co	PETROLEUM OILS AND PETROLEUM PRODUCTS	54,072.73
Lebanon		Mediterranean Oil Shipping&Tran. Co	PETROLEUM OILS AND PETROLEUM PRODUCTS	51,190.63
Lebanon		Mediterranean Oil Shipping&Tran. Co	PETROLEUM OILS AND PETROLEUM PRODUCTS	50,102.00
Lebanon		Mediterranean Oil Shipping&Tran. Co	PETROLEUM OILS AND PETROLEUM PRODUCTS	48,269.87
Lebanon		Mediterranean Oil Shipping&Tran. Co	PETROLEUM OILS AND PETROLEUM PRODUCTS	47,391.04
Lebanon		Mediterranean Oil Shipping&Tran. Co	PETROLEUM OILS AND PETROLEUM PRODUCTS	46,353.60
Lebanon		Mediterranean Oil Shipping&Tran. Co	PETROLEUM OILS AND PETROLEUM PRODUCTS	46,284.21
Lebanon		Mediterranean Oil Shipping&Tran. Co	PETROLEUM OILS AND PETROLEUM PRODUCTS	39,128.13
Lebanon		Mediterranean Oil Shipping&Tran. Co	PETROLEUM OILS AND PETROLEUM PRODUCTS	38,063.22
Lebanon		Mediterranean Oil Shipping&Tran. Co	PETROLEUM OILS AND PETROLEUM PRODUCTS	36,655.27
Lebanon		Mediterranean Oil Shipping&Tran. Co	PETROLEUM OILS AND PETROLEUM PRODUCTS	35,577.35
Lebanon		Mediterranean Oil Shipping&Tran. Co	PETROLEUM OILS AND PETROLEUM PRODUCTS	35,531.50
Lebanon		Mediterranean Oil Shipping&Tran. Co	PETROLEUM OILS AND PETROLEUM PRODUCTS	34,895.69
Lebanon		Mediterranean Oil Shipping&Tran. Co	PETROLEUM OILS AND PETROLEUM PRODUCTS	32,923.64
Lebanon		Mediterranean Oil Shipping&Tran. Co	PETROLEUM OILS AND PETROLEUM PRODUCTS	32,657.31
Lebanon		Sainik Trading Company	MINERALS, CHEMICAL AND FERTILISER	36,524.27
Lebanon		Shaker Mohammad Abdullah	JUICES, FRUIT AND VEGETABLE	35,157.50
Lebanon		Zein J. Harb & Partners S.A.L.	VEGETABLES	38,775.00
Netherlands		Amstelfarma B.V	Dermatological, Anti-Infective Ophthalmic And Gastrointestinal Drugs Etc.	116,619.48
Netherlands		Amstelfarma B.V	Dermatological, Anti-Infective Ophthalmic And Gastrointestinal Drugs Etc.	64,236.32
Netherlands		Hoogwegt Int. BV	DAIRY PRODUCTS, OTHER	798,088.24
Netherlands		Hoogwegt Int. BV	DAIRY PRODUCTS, OTHER	752,015.07
Netherlands		Hoogwegt Int. BV	DAIRY PRODUCTS, OTHER	505,813.95
Netherlands		Hoogwegt Int. BV	DAIRY PRODUCTS, OTHER	493,386.45
Netherlands		Hoogwegt Int. BV	DAIRY PRODUCTS, OTHER	442,756.97
Netherlands		Hoogwegt Int. BV	DAIRY PRODUCTS, OTHER	405,767.44
Netherlands		Hoogwegt Int. BV	DAIRY PRODUCTS, OTHER	293,500.00
Netherlands		Hoogwegt Int. BV	DAIRY PRODUCTS, OTHER	262,702.70
Netherlands		Hoogwegt Int. BV	DAIRY PRODUCTS, OTHER	256,744.19
Netherlands		Hoogwegt Int. BV	DAIRY PRODUCTS, OTHER	202,325.58
Netherlands		Hoogwegt Int. BV	DAIRY PRODUCTS, OTHER	200,485.07
Netherlands		Hoogwegt Int. BV	DAIRY PRODUCTS, OTHER	199,936.26
Netherlands		Hoogwegt Int. BV	DAIRY PRODUCTS, OTHER	196,985.29
Netherlands		Hoogwegt Int. BV	DAIRY PRODUCTS, OTHER	157,621.62
Netherlands		Hoogwegt Int. BV	DAIRY PRODUCTS, OTHER	147,585.66
Netherlands		Hoogwegt Int. BV	DAIRY PRODUCTS, OTHER	120,291.04
Netherlands		Hoogwegt Int. BV	DAIRY PRODUCTS, OTHER	102,621.23
Netherlands		Hoogwegt Int. BV	DAIRY PRODUCTS, OTHER	101,153.10
Netherlands		Hoogwegt Int. BV	DAIRY PRODUCTS, OTHER	95,521.91
Netherlands		Hoogwegt Int. BV	Milk, dried, whole	354,828.36
Netherlands		IMRES B.V.	Drugs Affecting The Blood And Cardiovascular, Blood Products, Plasma Substitutes	59,153.00
Netherlands		IMRES B.V.	Drugs Affecting The Blood And Cardiovascular, Blood Products, Plasma Substitutes	33,811.00
Netherlands		IMRES B.V.	RUBBER PRODUCTS	34,518.00
Netherlands		IMRES B.V.	RUBBER PRODUCTS	32,482.50
Netherlands		Limako Suiker BV	Sugar beet	45,279.00
Netherlands		Limako Suiker BV	SUGAR PLANTS	361,981.05
Netherlands		Limako Suiker BV	SUGAR PLANTS	342,108.00
Netherlands		Limako Suiker BV	SUGAR PLANTS	289,863.00
Netherlands		Limako Suiker BV	SUGAR PLANTS	223,227.45
Netherlands		Limako Suiker BV	SUGAR PLANTS	122,120.00
Netherlands		Limako Suiker BV	SUGAR PLANTS	112,875.00
Netherlands		Limako Suiker BV	SUGAR PLANTS	107,908.50
Netherlands		Limako Suiker BV	SUGAR PLANTS	93,209.25
Netherlands		Limako Suiker BV	SUGAR PLANTS	83,714.25
Netherlands		Limako Suiker BV	SUGAR PLANTS	79,872.50
Netherlands		Limako Suiker BV	SUGAR PLANTS	76,765.00
Netherlands		Limako Suiker BV	SUGAR PLANTS	48,375.00
Netherlands		Limako Suiker BV	SUGAR PLANTS	45,279.00
Netherlands		Limako Suiker BV	SUGAR PLANTS	45,279.00
Netherlands		Vreugdenhil Dairy Foods	DAIRY PRODUCTS, OTHER	1,280,766.61
Netherlands		Vreugdenhil Dairy Foods	DAIRY PRODUCTS, OTHER	672,157.27
Palestine (State of)		A'Fattah Hasan Safi & Sons Company		531,181.87
Palestine (State of)		Abu Ghali General Trading Co.	Flour, wheat	1,433,297.16
Palestine (State of)		Abu Ghali General Trading Co.	GRAIN MILL PRODUCTS	5,886,349.98
Palestine (State of)		Abu Ghali General Trading Co.	GRAIN MILL PRODUCTS	3,807,158.16



## Major purchase orders by UN organization

AGENCY	Location of Supplier	Name of Supplier	Description of Goods	PO Value USD
	<b>UNRWA continued</b>			
	Palestine (State of)	Abu Ghali General Trading Co.	GRAIN MILL PRODUCTS	2,618,906.04
	Palestine (State of)	Abu Mari Co. for industry & general Trad	Beef, corned	530,880.00
	Palestine (State of)	Abu Mari Co. for industry & general Trad	CEREALS	1,034,150.00
	Palestine (State of)	Abu Mari Co. for industry & general Trad	CEREALS	748,200.00
	Palestine (State of)	Abu Mari Co. for industry & general Trad	CEREALS	703,344.75
	Palestine (State of)	Abu Mari Co. for industry & general Trad	CEREALS	201,757.50
	Palestine (State of)	Abu Mari Co. for industry & general Trad	CEREALS	150,887.00
	Palestine (State of)	Abu Mari Co. for industry & general Trad	CEREALS	122,000.00
	Palestine (State of)	Abu Mari Co. for industry & general Trad	CEREALS	83,850.00
	Palestine (State of)	Abu Mari Co. for industry & general Trad	CEREALS	42,984.00
	Palestine (State of)	Abu Mari Co. for industry & general Trad	CEREALS	41,151.00
	Palestine (State of)	Abu Mari Co. for industry & general Trad	DAIRY PRODUCTS, OTHER	1,129,378.84
	Palestine (State of)	Abu Mari Co. for industry & general Trad	DAIRY PRODUCTS, OTHER	646,517.76
	Palestine (State of)	Abu Mari Co. for industry & general Trad	DAIRY PRODUCTS, OTHER	398,421.18
	Palestine (State of)	Abu Mari Co. for industry & general Trad	FRUIT AND NUTS, PREPARED OR PRESERVED	1,322,552.78
	Palestine (State of)	Abu Mari Co. for industry & general Trad	FRUIT AND NUTS, PREPARED OR PRESERVED	1,164,538.35
	Palestine (State of)	Abu Mari Co. for industry & general Trad	MEAT AND MEAT PRODUCTS	1,152,000.00
	Palestine (State of)	Abu Mari Co. for industry & general Trad	MEAT AND MEAT PRODUCTS	805,500.00
	Palestine (State of)	Abu Mari Co. for industry & general Trad	MEAT AND MEAT PRODUCTS	769,741.00
	Palestine (State of)	Abu Mari Co. for industry & general Trad	MEAT AND MEAT PRODUCTS	167,788.80
	Palestine (State of)	Abu Mari Co. for industry & general Trad	Oil, sunflower	199,741.45
	Palestine (State of)	Abu Mari Co. for industry & general Trad	OILS AND FATS, ANIMAL AND VEGETABLE	1,707,535.20
	Palestine (State of)	Abu Mari Co. for industry & general Trad	OILS AND FATS, ANIMAL AND VEGETABLE	1,640,562.00
	Palestine (State of)	Abu Mari Co. for industry & general Trad	OILS AND FATS, ANIMAL AND VEGETABLE	462,966.86
	Palestine (State of)	Abu Mari Co. for industry & general Trad	OILS AND FATS, ANIMAL AND VEGETABLE	301,500.00
	Palestine (State of)	Abu Mari Co. for industry & general Trad	OILS AND FATS, ANIMAL AND VEGETABLE	229,393.55
	Palestine (State of)	Abu Mari Co. for industry & general Trad	OILS AND FATS, ANIMAL AND VEGETABLE	189,600.00
	Palestine (State of)	Abu Mari Co. for industry & general Trad	OILS AND FATS, ANIMAL AND VEGETABLE	120,600.00
	Palestine (State of)	Abu Mari Co. for industry & general Trad	SUGAR PLANTS	1,320,530.00
	Palestine (State of)	Abu Mari Co. for industry & general Trad	SUGAR PLANTS	1,166,375.00
	Palestine (State of)	Abu Mari Co. for industry & general Trad	SUGAR PLANTS	1,097,790.00
	Palestine (State of)	Abu Mari Co. for industry & general Trad	SUGAR PLANTS	964,296.00
	Palestine (State of)	Abu Mari Co. for industry & general Trad	SUGAR PLANTS	219,128.00
	Palestine (State of)	Abu Mari Co. for industry & general Trad	SUGAR PLANTS	158,000.00
	Palestine (State of)	Abu Mari Co. for industry & general Trad	SUGAR PLANTS	90,000.00
	Palestine (State of)	Abu Mari Co. for industry & general Trad	SUGAR PLANTS	36,980.00
	Palestine (State of)	Abu Mari Co. for industry & general Trad		37,752.15
	Palestine (State of)	Advanced-Tech Co.	INORGANIC CHEMICALS, BASIC, N.E.C.	41,725.00
	Palestine (State of)	Al-Jebrini Co. for Dairy & Food Industri	DAIRY PRODUCTS, OTHER	156,575.81
	Palestine (State of)	Al Haj Ibrahim El Yazji and Sons Company	BOOKS, BROCHURES AND LEAFLETS, MAPS AND MUSIC	31,575.00
	Palestine (State of)	Al Mashharawi for Indust. & Trading	PLASTICS IN PRIMARY FORMS	135,450.00
	Palestine (State of)	Al Mashharawi for Indust. & Trading	PLASTICS IN PRIMARY FORMS	67,725.00
	Palestine (State of)	Al Mashharawi for Indust. & Trading	PLASTICS IN PRIMARY FORMS	59,985.00
	Palestine (State of)	Al-Baian Co.	MOTOR VEHICLE BODIES (COACHWORK), TRAILERS AND SEMI-TRAILERS	200,768.00
	Palestine (State of)	Al-Jala' Pharmaceutical Co.	Anthelmintics, Antifilarials, Antischis Tosomals, Antibacterials Etc.	106,200.00
	Palestine (State of)	Al-Jala' Pharmaceutical Co.	Dermatological, Anti-Infective Ophthalmic And Gastrointestinal Drugs Etc.	89,570.00
	Palestine (State of)	Al-Jala' Pharmaceutical Co.	Drugs Affecting The Blood And Cardiovascular, Blood Products, Plasma Substitutes	198,220.00
	Palestine (State of)	Al-Jazeera for Medical Supplies & Cosm.	Antineoplastic And Immunosuppressive Drugs And Antiparkinsonism Drugs	47,379.15
	Palestine (State of)	Al-Sagga Electrical Equipments Co.	GENERAL PURPOSE MACHINERY, OTHER AND PARTS THEREOF	39,780.00
	Palestine (State of)	Al-Shini Supermarket	VEGETABLES	32,171.12
	Palestine (State of)	Ayman Ahmad Abu Hatab	MEAT AND MEAT PRODUCTS	46,720.74
	Palestine (State of)	Bahloul & Salah Co. for Petrol	PETROLEUM OILS AND PETROLEUM PRODUCTS	74,768.50
	Palestine (State of)	Bahloul & Salah Co. for Petrol	PETROLEUM OILS AND PETROLEUM PRODUCTS	71,857.54
	Palestine (State of)	Bait Darass Company For Trade	FOOD PRODUCTS N.E.C.	310,252.25
	Palestine (State of)	Birzet Pharmaceuticals Co.	Anaesthetics, Analgesics, Antiallergics, Antidotes, Antiepileptics	56,997.40
	Palestine (State of)	Birzet Pharmaceuticals Co.	Anthelmintics, Antifilarials, Antischis Tosomals, Antibacterials Etc.	36,972.00
	Palestine (State of)	Birzet Pharmaceuticals Co.	Antibacterial, other, oral solids	41,783.10
	Palestine (State of)	Dar El-Arqam Bookshop	Stamps, Postcards, Greeting Cards, Pictures And Other Printed Matter	45,153.58
	Palestine (State of)	Diab Ibraheem El Balawi	DAIRY PRODUCTS, OTHER	865,210.50
	Palestine (State of)	Diab Ibraheem El Balawi	DAIRY PRODUCTS, OTHER	279,618.52
	Palestine (State of)	El-Eman Mills Company	Flour, wheat	826,684.11
	Palestine (State of)	El-Eman Mills Company	GRAIN MILL PRODUCTS	396,950.40
	Palestine (State of)	El-Eman Mills Company	GRAIN MILL PRODUCTS	54,392.80
	Palestine (State of)	El-Essi Co. for Gen. Trad. & Cons.	FURNITURE	125,779.00
	Palestine (State of)	El-Essi Co. for Gen. Trad. & Cons.	FURNITURE	79,514.00
	Palestine (State of)	El-Essi Co. for Gen. Trad. & Cons.	FURNITURE	78,187.50
	Palestine (State of)	El-Essi Co. for Gen. Trad. & Cons.	FURNITURE	49,184.00
	Palestine (State of)	El-Essi Co. for Gen. Trad. & Cons.	FURNITURE	41,371.00
	Palestine (State of)	El-Salam Mills Co.	GRAIN MILL PRODUCTS	5,380,094.86
	Palestine (State of)	El-Salam Mills Co.	GRAIN MILL PRODUCTS	1,285,578.00
	Palestine (State of)	El-Salam Mills Co.	GRAIN MILL PRODUCTS	893,911.68
	Palestine (State of)	Eng. Mostafa Mourtaga & Sons Co.	Electric Motors, Generators And Transformers, And Parts Thereof	179,400.00
	Palestine (State of)	German Medical Care	INORGANIC CHEMICALS, BASIC, N.E.C.	30,895.32
	Palestine (State of)	Hamdi Abdullah Mahmoud Zaqout	CEREALS	33,904.50
	Palestine (State of)	Hamdi Abdullah Mahmoud Zaqout	GRAIN MILL PRODUCTS	78,242.25
	Palestine (State of)	Hamdi Abdullah Mahmoud Zaqout	VEGETABLES	30,924.26
	Palestine (State of)	Hassouneh for Building Materials	LIFTING AND HANDLING EQUIPMENT AND PARTS THEREOF	72,000.00
	Palestine (State of)	Intermed Co.	LABORATORY EQUIPMENT	88,565.00
	Palestine (State of)	Intermed Co.	LABORATORY EQUIPMENT	84,256.00
	Palestine (State of)	Intermed Co.	LABORATORY EQUIPMENT	37,320.00
	Palestine (State of)	Intermed Co.	MEDICAL AND SURGICAL EQUIPMENT AND ORTHOPAEDIC APPLIANCES	96,000.00
	Palestine (State of)	Jaffa Group	TELECOMMUNICATION EQUIPMENT	53,360.00
	Palestine (State of)	Jamal Sons Telecom Computer System	INPUT/OUTPUT UNITS FOR EDP, ACCESSORIES AND PARTS THEREOF	127,173.00
	Palestine (State of)	Khadir Ibr. Khudair & Sons Co.	FURNITURE	93,434.90
	Palestine (State of)	Khadir Ibr. Khudair & Sons Co.	FURNITURE	55,316.75
	Palestine (State of)	Khudair Bros. Co. Ltd.	FOOD PRODUCTS N.E.C.	227,817.10
	Palestine (State of)	Khudair Bros. Co. Ltd.	FRUIT AND NUTS, PREPARED OR PRESERVED	610,891.10
	Palestine (State of)	Laser max	Office And Accounting Machinery And Parts And Accessories Thereof	62,790.00
	Palestine (State of)	Lemix	FURNITURE	32,050.00
	Palestine (State of)	Lemix	FURNITURE	31,915.00
	Palestine (State of)	Lemix	MEDICAL AND SURGICAL EQUIPMENT AND ORTHOPAEDIC APPLIANCES	59,500.00
	Palestine (State of)	Lemix Co. Ltd.	Measuring, Checking And Testing Instruments And Appliances	79,610.00
	Palestine (State of)	Ma'ayeh Manufacturing Co.	Furniture	52,881.02
	Palestine (State of)	MAJESTIC Company Ltd.	Furniture	94,528.00
	Palestine (State of)	MAJESTIC Company Ltd.	Furniture	71,680.00
	Palestine (State of)	MAJESTIC Company Ltd.	Furniture	49,920.00
	Palestine (State of)	Mansour Bookshop & Press	Books, Brochures And Leaflets, Maps And Music	89,687.80
	Palestine (State of)	Mansour Bookshop & Press	Machinery, Special Purpose, Other And Parts Thereof	89,632.50
	Palestine (State of)	Mansour Bookshop & Press	Machinery, Special Purpose, Other And Parts Thereof	64,861.93
	Palestine (State of)	Medical Supplies & Services Co. Ltd.	Medical And Surgical Equipment And Orthopaedic Appliances	158,495.65
	Palestine (State of)	Medical Supplies & Services Co. Ltd.	Medical And Surgical Equipment And Orthopaedic Appliances	55,497.60
	Palestine (State of)	Medical Supplies & Services Co. Ltd.	Medical And Surgical Equipment And Orthopaedic Appliances	45,000.00
	Palestine (State of)	Medical Supplies & Services Co. Ltd.	Medical And Surgical Equipment And Orthopaedic Appliances	40,149.68
	Palestine (State of)	Medical Supplies & Services Co. Ltd.	Muscle Relaxants, Ophthalmological Preparations Etc.	57,120.00
	Palestine (State of)	Ministry of Education (Ramallah)	Education Supplies, Books Etc.	62,683.92
	Palestine (State of)	Ministry of Education (Ramallah)	Education Supplies, Books Etc.	51,294.45
	Palestine (State of)	Ministry of Education (Ramallah)	Education Supplies, Books Etc.	175,170.30
	Palestine (State of)	MIRKAZ AL-RAM	Pharmaceutical Products And Vaccines	39,705.88
	Palestine (State of)	Modern Industrial Group	Furniture	251,474.00
	Palestine (State of)	Modern Industrial Group	Furniture	73,559.00
	Palestine (State of)	Modern Industrial Group	Furniture	38,304.00
	Palestine (State of)	Modern Industrial Group	Furniture	31,064.20
	Palestine (State of)	Mohammad Abd Al Rahman Ghrab	Bakery Products	762,958.40

## Major purchase orders by UN organization

AGENCY	Location of Supplier	Name of Supplier	Description of Goods	PO Value USD
	<b>UNRWA continued</b>			
	Palestine (State of)	Muian Hamdouna for General Trading	Fruit And Nuts	799,994.39
	Palestine (State of)	Muian Hamdouna for General Trading	Food Products	425,535.88
	Palestine (State of)	Mussa Hemaïd Sons Co. Ltd.	Meat And Meat Products	122,580.64
	Palestine (State of)	Mussa Hemaïd Sons Co. Ltd.	Meat And Meat Products	117,983.87
	Palestine (State of)	Naim Brothers Company and Bookshop	Manufactured Articles, Other N.E.C.	49,500.00
	Palestine (State of)	Naim Brothers Company and Bookshop	Pulp, Paper And Paperboard	44,343.75
	Palestine (State of)	Network Medical systems Company	Sugar	31,896.55
	Palestine (State of)	Omar Mahmoud Romia and Brothers Co.	Fruit	33,399.11
	Palestine (State of)	Omar Mahmoud Romia and Brothers Co.	Metal Products, Fabricated, Other	253,748.10
	Palestine (State of)	Palestinian Tractor & Equipment Co.	Electric Motors, Generators And Transformers, And Parts Thereof	146,000.00
	Palestine (State of)	Palestinian Tractor & Equipment Co.	Electric Motors, Generators And Transformers, And Parts Thereof	81,000.00
	Palestine (State of)	Palestinian Tractor & Equipment Co.	Electric Motors, Generators And Transformers, And Parts Thereof	60,000.00
	Palestine (State of)	Paper Industries Co. LTD	Registers, Accounting Books, Note Books, And Other Stationery	453,299.98
	Palestine (State of)	Parakouï Print Shop	Books, Brochures And Leaflets, Maps And Music	34,318.38
	Palestine (State of)	Pharmacare Ltd.	Hormones, Contraceptives, Vitamins And Minerals	37,400.00
	Palestine (State of)	Pharmacare PLC	Hormones, Contraceptives, Vitamins And Minerals	58,753.02
	Palestine (State of)	Qaraman Office Automation Co. Ltd.	Office And Accounting Machinery And Parts And Accessories Thereof	261,410.00
	Palestine (State of)	Qaraman Office Automation Co. Ltd.	Office And Accounting Machinery And Parts And Accessories Thereof	102,050.00
	Palestine (State of)	Qaraman Office Automation Co. Ltd.	Office And Accounting Machinery And Parts And Accessories Thereof	91,280.00
	Palestine (State of)	Qaraman Office Automation Co. Ltd.	Office And Accounting Machinery And Parts And Accessories Thereof	36,850.00
	Palestine (State of)	Qwaider for General Trading Co.	Sands, Pebbles, Gravel, Broken Or Crushed Stone, Natural Bitumen, Asphalt	40,798.50
	Palestine (State of)	Rafiq El-Saka & Sons Co For General	Pulp, Paper And Paperboard	88,713.28
	Palestine (State of)	Royal Stores for Office Furniture	Furniture	46,344.00
	Palestine (State of)	Royal Stores for Office Furniture	Furniture	38,380.00
	Palestine (State of)	Saleh R. Fadaous and Brothers Co.	Tanks, Reservoirs And Containers Of Iron, Steel Or Aluminium	720,571.78
	Palestine (State of)	Scientific Supplies Centre	Pulp, Paper And Paperboard	59,703.92
	Palestine (State of)	Specialized Technical Services (STS)	Processing Units For It And Accessories And Parts Thereof	45,962.00
	Palestine (State of)	Sultan Co. Photo & Lab.	Pumps, Compressors, Hydraulic And Pneumatic Power Engines	37,080.00
	Palestine (State of)	Technical Engineering Applications	Manufactured Articles	59,484.00
	Palestine (State of)	Technical Engineering Applications	Manufactured Articles	49,755.00
	Palestine (State of)	Technical Workshop for Office & G.T	Furniture	948,229.40
	Palestine (State of)	Technical Workshop for Office & G.T	Furniture	536,560.00
	Palestine (State of)	Technical Workshop for Office & G.T	Furniture	41,412.40
	Palestine (State of)	Transorient Trading	Medical And Surgical Equipment And Orthopaedic Appliances	31,400.00
	Palestine (State of)	United Motor Trade Co.	Motor Vehicles And Parts And Accessories Thereof	151,900.00
	Palestine (State of)	United Motor Trade Co.	Motor Vehicles And Parts And Accessories Thereof	30,400.00
	Palestine (State of)	Walid Al Arda Blacksmith for Agriculture Equipment	Manufactured Articles, Other N.E.C.	80,500.00
	Palestine (State of)	Worldnet Co. for Computers Networks	Expendables And Accessories For Use With Edp Equipment	90,230.00
	Palestine (State of)	Yahya Ahmed Al-Jarro	Input/Output Units For Edp, Accessories And Parts Thereof	55,026.00
	Palestine (State of)	Zakout for Metal Works	Furniture	38,678.70
	Palestine (State of)	Zakout for Metal Works	Furniture	33,966.00
	Palestine (State of)	Zalmout Distribution Co. Ltd.	Vegetables	46,785.30
	Palestine (State of)	Zant Co. for Medical Supplies & Lab	Medical And Surgical Equipment And Orthopaedic Appliances	31,475.50
	Portugal	Atral Co.	Anthelmintics, Antifilarials, Antischis Tosomals, Antibacterials Etc.	124,561.26
	Portugal	Atral Co.	Anthelmintics, Antifilarials, Antischis Tosomals, Antibacterials Etc.	116,894.51
	Portugal	Atral Co.	Anthelmintics, Antifilarials, Antischis Tosomals, Antibacterials Etc.	68,081.70
	Portugal	Atral Co.	Anthelmintics, Antifilarials, Antischis Tosomals, Antibacterials Etc.	61,038.76
	Portugal	Atral Co.	Anthelmintics, Antifilarials, Antischis Tosomals, Antibacterials Etc.	58,918.60
	Portugal	Atral Co.	Anthelmintics, Antifilarials, Antischis Tosomals, Antibacterials Etc.	45,886.64
	Portugal	Atral Co.	Anthelmintics, Antifilarials, Antischis Tosomals, Antibacterials Etc.	37,707.91
	Syrian Arab Republic	AL Hudaa Co. for Bed Linen	Soap, Cleaning Preparations, Perfumes And Toilet Preparations	296,223.93
	Syrian Arab Republic	Altoun Group Co.	Electric Motors, Generators And Transformers, And Parts Thereof	57,003.25
	Syrian Arab Republic	Altoun Group Co.	Electric Motors, Generators And Transformers, And Parts Thereof	31,668.47
	Syrian Arab Republic	Anas Tareq Al Harash	Cereals	48,339.46
	Syrian Arab Republic	Anas Tareq Al Harash	Pasta	115,107.72
	Syrian Arab Republic	Anas Tareq Al Harash	Pasta	78,205.21
	Syrian Arab Republic	Anas Tareq Al Harash	Pasta	58,414.65
	Syrian Arab Republic	Anas Tareq Al Harash	Sugar Plants	32,349.20
	Syrian Arab Republic	Anas Tareq Al Harash	Textile Articles Made Up	944,565.10
	Syrian Arab Republic	Atn.Wae'l Adnan Ibech	Processing Units For It And Accessories And Parts Thereof	31,936.00
	Syrian Arab Republic	Barakat Pharmaceutical Industries	Anthelmintics, Antifilarials, Antischis Tosomals, Antibacterials Etc.	36,000.00
	Syrian Arab Republic	General Est. for Printed & Txt (GOV)	Books, Brochures And Leaflets, Maps And Music	503,789.49
	Syrian Arab Republic	General Est. for Printed & Txt (GOV)	Books, Brochures And Leaflets, Maps And Music	221,020.27
	Syrian Arab Republic	Husam Mahmoud Zarzour	Vegetables	133,300.00
	Syrian Arab Republic	Khaled Mahmoud Jafar	Input/Output Units For Edp, Accessories And Parts Thereof	45,168.00
	Syrian Arab Republic	Modern Co. for Trading and Industries (Bitinjaneh Co.)	Sugar Plants	47,749.50
	Syrian Arab Republic	Mohammed Hisham Ziad Al Sebahi	Manufactured Articles, Other N.E.C.	54,416.98
	Syrian Arab Republic	Taibah Company for Medicine	Drugs Affecting The Blood And Cardiovascular, Blood Products, Plasma Substitutes	70,758.11
	Syrian Arab Republic	Taibah Company for Medicine	Drugs Affecting The Blood And Cardiovascular, Blood Products, Plasma Substitutes	46,395.80
	Syrian Arab Republic	Technical Food Industries Co.	Meat And Meat Products	42,214.75
	Syrian Arab Republic	Technical Food Industries Co.	Meat And Meat Products	30,316.47
	Turkey	Arbel Pulse Grain Industry	Oil, Sunflower	349,016.40
	Turkey	Arbel Pulse Grain Industry	Oil, Sunflower	145,423.50
	Turkey	Arbel Pulse Grain Industry	Oil, Sunflower	116,338.80
	Turkey	Arbel Pulse Grain Industry	Oils And Fats, Animal And Vegetable	211,472.10
	Turkey	Arbel Pulse Grain Industry	Oils And Fats, Animal And Vegetable	204,718.50
	Turkey	Arbel Pulse Grain Industry	Oils And Fats, Animal And Vegetable	147,433.50
	Turkey	Arbel Pulse Grain Industry	Oils And Fats, Animal And Vegetable	60,420.60
	Turkey	Arbel Pulse Grain Industry	Oils And Fats, Animal And Vegetable	58,491.00
	Turkey	Arbel Pulse Grain Industry	Oils And Fats, Animal And Vegetable	30,371.10
	Turkey	Arbel Pulse Grain Industry	Vegetables	136,070.00
	Turkey	Arbel Pulse Grain Industry	Vegetables	94,842.00
	Turkey	Arbel Pulse Grain Industry	Vegetables	30,360.00
	Turkey	Armada Gida Tic. San. Ltd. Sti.	Cereals	92,708.00
	Turkey	Armada Gida Tic. San. Ltd. Sti.	Cereals	82,906.50
	Turkey	Armada Gida Tic. San. Ltd. Sti.	Cereals	79,068.00
	Turkey	Armada Gida Tic. San. Ltd. Sti.	Cereals	65,890.00
	Turkey	Armada Gida Tic. San. Ltd. Sti.	Cereals	59,730.00
	Turkey	Armada Gida Tic. San. Ltd. Sti.	Cereals	52,712.00
	Turkey	Armada Gida Tic. San. Ltd. Sti.	Cereals	36,234.00
	Turkey	Bayamtas Ithalat-Ihracat A.S	Vegetables	50,380.00
	Turkey	Doruk Marmara UN	Grain Mill Products	82,740.96
	Turkey	ERISLER GIDA SANAYI VE TICARET A.S	Grain Mill Products	90,280.44
	Turkey	Komas Gida Tarim	Vegetables	80,302.50
	Turkey	Kucukbay Yag ve Deterjan Sanayii	Oils And Fats, Animal And Vegetable	1,326,801.00
	Turkey	Kucukbay Yag ve Deterjan Sanayii	Oils And Fats, Animal And Vegetable	753,267.60
	Turkey	Kucukbay Yag ve Deterjan Sanayii	Oils And Fats, Animal And Vegetable	284,374.80
	Turkey	Kucukbay Yag ve Deterjan Sanayii	Oils And Fats, Animal And Vegetable	213,019.80
	Turkey	Kucukbay Yag ve Deterjan Sanayii	Oils And Fats, Animal And Vegetable	201,201.00
	Turkey	Kucukbay Yag ve Deterjan Sanayii	Oils And Fats, Animal And Vegetable	174,025.80
	Turkey	Kucukbay Yag ve Deterjan Sanayii	Oils And Fats, Animal And Vegetable	172,216.80
	Turkey	Kucukbay Yag ve Deterjan Sanayii	Oils And Fats, Animal And Vegetable	155,071.50
	Turkey	Kucukbay Yag ve Deterjan Sanayii	Oils And Fats, Animal And Vegetable	146,629.50
	Turkey	Kucukbay Yag ve Deterjan Sanayii	Oils And Fats, Animal And Vegetable	143,715.00
	Turkey	Kucukbay Yag ve Deterjan Sanayii	Oils And Fats, Animal And Vegetable	115,374.00
	Turkey	Kucukbay Yag ve Deterjan Sanayii	Oils And Fats, Animal And Vegetable	96,484.95
	Turkey	Kucukbay Yag ve Deterjan Sanayii	Oils And Fats, Animal And Vegetable	91,053.00
	Turkey	Kucukbay Yag ve Deterjan Sanayii	Oils And Fats, Animal And Vegetable	87,977.70
	Turkey	Kucukbay Yag ve Deterjan Sanayii	Oils And Fats, Animal And Vegetable	86,530.50
	Turkey	Kucukbay Yag ve Deterjan Sanayii	Oils And Fats, Animal And Vegetable	53,260.05
	Turkey	Kucukbay Yag ve Deterjan Sanayii	Oils And Fats, Animal And Vegetable	39,232.90
	Turkey	Memisoglu Tarim Tic.	Cereals	873,459.00
	Turkey	Memisoglu Tarim Tic.	Cereals	102,340.00

## Major purchase orders by UN organization

AGENCY			PO Value
Location of Supplier	Name of Supplier	Description of Goods	USD
<b>UNRWA continued</b>			
Turkey	Memisoglu Tarim Tic.	Cereals	63,962.50
Turkey	Memisoglu Tarim Tic.	Cereals	38,184.00
Turkey	Memisoglu Tarim Tic.	Cereals	38,184.00
Turkey	Memisoglu Tarim Tic.	Lentils, Whole Red	44,220.00
Turkey	Memisoglu Tarim Tic.	Lentils, Whole Red	38,610.00
Turkey	Memisoglu Tarim Tic.	Rice, Husked	190,920.00
Turkey	Memisoglu Tarim Tic.	Sugar Plants	38,055.00
Turkey	Memisoglu Tarim Tic.	Vegetables	38,377.50
Turkey	Memisoglu Tarim Tic.	White Pea Beans, Dried	92,070.00
Turkey	Mersin Seker Dogal Minerlali	Cereals	71,143.50
Turkey	Mersin Seker Dogal Minerlali	Cereals	60,277.00
Turkey	Mersin Seker Dogal Minerlali	Cereals	50,957.50
Turkey	Mersin Seker Dogal Minerlali	Cereals	49,998.30
Turkey	Mersin Seker Dogal Minerlali	Cereals	35,152.50
Turkey	Mersin Seker Dogal Minerlali	Cereals	33,790.00
Turkey	Mersin Seker Dogal Minerlali	Rice, Husked	103,312.00
Turkey	Mersin Un Sanayi Ve Ticaret Ltd.Sti	Grain Mill Products	708,840.00
Turkey	Mersin Un Sanayi Ve Ticaret Ltd.Sti	Grain Mill Products	267,813.00
Turkey	Mersin Un Sanayi Ve Ticaret Ltd.Sti	Grain Mill Products	138,760.44
Turkey	Mersin Un Sanayi Ve Ticaret Ltd.Sti	Grain Mill Products	122,436.00
Turkey	Ulusoy Un Sanayi Ve Ticaret A.S.	Flour, wheat	71,090.21
Turkey	Ulusoy Un Sanayi Ve Ticaret A.S.	Grain Mill Products	366,226.56
Turkey	Yayla Agro Gida Sanayi Ve Nakliyat A.S.	Cereals	36,036.00
United Arab Emirates	ASPEN HEALTHCARE FZ LLC	Cardiac Glycosides, Oral Solids	56,475.00
United Arab Emirates	ASPEN HEALTHCARE FZ LLC	Cardiac Glycosides, Oral Solids	32,454.00
United Arab Emirates	ASPEN HEALTHCARE FZ LLC	Drugs Affecting The Blood And Cardiovascular	36,699.00
United Arab Emirates	Automotive Solutions JLT	Motor Vehicles And Parts And Accessories Thereof	71,771.00
United Arab Emirates	Gulf Pharmaceutical Industries	Anaesthetics, Analgesics, Antiallergics, Antidotes, Antiepileptics	1,750,213.22
United Arab Emirates	Gulf Pharmaceutical Industries	Anaesthetics, Analgesics, Antiallergics, Antidotes, Antiepileptics	639,770.66
United Arab Emirates	Gulf Pharmaceutical Industries	Anaesthetics, Analgesics, Antiallergics, Antidotes, Antiepileptics	479,906.00
United Arab Emirates	Gulf Pharmaceutical Industries	Anaesthetics, Analgesics, Antiallergics, Antidotes, Antiepileptics	367,103.00
United Arab Emirates	Gulf Pharmaceutical Industries	Anaesthetics, Analgesics, Antiallergics, Antidotes, Antiepileptics	253,609.50
United Arab Emirates	Gulf Pharmaceutical Industries	Anaesthetics, Analgesics, Antiallergics, Antidotes, Antiepileptics	223,626.00
United Arab Emirates	Gulf Pharmaceutical Industries	Anaesthetics, Analgesics, Antiallergics, Antidotes, Antiepileptics	139,863.75
United Arab Emirates	Gulf Pharmaceutical Industries	Anaesthetics, Analgesics, Antiallergics, Antidotes, Antiepileptics	76,692.50
United Arab Emirates	Gulf Pharmaceutical Industries	Anaesthetics, Analgesics, Antiallergics, Antidotes, Antiepileptics	39,790.00
United Arab Emirates	Gulf Pharmaceutical Industries	Antiallergics And Drugs Used In Anaphylaxis, Oral Solids	62,441.00
United Arab Emirates	Gulf Pharmaceutical Industries	Antiallergics And Drugs Used In Anaphylaxis, Oral Solids	51,608.00
United Arab Emirates	Gulf Pharmaceutical Industries	Antifungal Drugs (Topical), Ointment/Cream	42,881.44
United Arab Emirates	Gulf Pharmaceutical Industries	Chemicals, Organic, Basic	308,767.90
United Arab Emirates	Gulf Pharmaceutical Industries	Chemicals, Organic, Basic	213,493.00
United Arab Emirates	Gulf Pharmaceutical Industries	Chemicals, Organic, Basic	156,662.00
United Arab Emirates	Gulf Pharmaceutical Industries	Chemicals, Organic, Basic	130,208.00
United Arab Emirates	Gulf Pharmaceutical Industries	Chemicals, Organic, Basic	66,590.00
United Arab Emirates	Gulf Pharmaceutical Industries	Chemicals, Organic, Basic	64,430.00
United Arab Emirates	Gulf Pharmaceutical Industries	Chemicals, Organic, Basic	62,856.00
United Arab Emirates	Gulf Pharmaceutical Industries	Dermatological, Anti-Infective Ophthalmic And Gastrointestinal Drugs Etc.	201,255.00
United Arab Emirates	Gulf Pharmaceutical Industries	Dermatological, Anti-Infective Ophthalmic And Gastrointestinal Drugs Etc.	79,363.20
United Arab Emirates	Gulf Pharmaceutical Industries	Dermatological, Anti-Infective Ophthalmic And Gastrointestinal Drugs Etc.	62,641.00
United Arab Emirates	Gulf Pharmaceutical Industries	Hormones, Contraceptives, Vitamins And Minerals	106,450.00
United Arab Emirates	Gulf Pharmaceutical Industries	Hormones, Contraceptives, Vitamins And Minerals	55,290.00
United Arab Emirates	Gulf Pharmaceutical Industries	Lactams	87,648.00
United Arab Emirates	Medeco (Abu Dhabi Medical Devices )	Medical And Surgical Equipment And Orthopaedic Appliances	48,520.00
United Arab Emirates	Medeco (Abu Dhabi Medical Devices )	Medical And Surgical Equipment And Orthopaedic Appliances	47,569.00
United Arab Emirates	National United Trading Co.	Dairy Products, Other	2,131,110.00
United Kingdom	HTSPE Ltd	Hormones, Contraceptives, Vitamins And Minerals	42,205.66
United Kingdom	HTSPE Ltd	Hormones, Contraceptives, Vitamins And Minerals	41,546.75
United Kingdom	HTSPE Ltd	Hormones, Contraceptives, Vitamins And Minerals	31,685.60
<b>UNV</b>			
Germany	COMPREDIUM LEASING (Deutschland) GmbH	Scanners	45,945.69
<b>UNWOMEN</b>			
Afghanistan	Habib Gulzar Motors-Ltd	Cars & Other Vehicles	796,600.00
Afghanistan	lo GLOBAL SERVICES PVT. LTD	VSAT	43,325.00
Afghanistan	M/S Faizi Masroor Logistics & Supply Sev	Generators	45,253.40
Afghanistan	NASRAT MOHEB SAFI LTD	Desktop	58,254.00
Burundi	TOYOTA BURUNDI	Cars & Other Vehicles	67,260.00
Cameroon	MULTITEK TECHNOLOGIES	Networking equipment	30,550.35
Denmark	UNOPS	Vehicles - SUV & Trucks	44,808.80
Denmark	UNOPS	Vehicles - SUV & Trucks	44,808.80
Dominican Republic	COMPANIA DOMINICANA DE TELEFONOS , CXA	Networking equipment	49,776.02
Fiji	GRAPHIC EQUIPMENT LIMITED	Workstation	31,272.73
Fiji	NIVIS MOTORS & MACHINERY CO LTD	Cars & Other Vehicles	57,262.57
Fiji	Small Medium Business Solutions Limited	Laptop	31,536.93
Fiji	VT SOLUTIONS	Networking equipment	31,665.73
Israel	COMPUTER MEDIA CENTER LTD (CMC)	Desktop	30,880.00
Japan	TOYOTA MOTOR CORPORATION	Cars & Other Vehicles	134,203.13
Jordan	DATA CONSULT	Networking equipment	32,007.84
Jordan	GENERAL JORDANIAN AUTOMOBILE TRADING	Cars & Other Vehicles	30,932.20
Jordan	GENERAL JORDANIAN AUTOMOBILE TRADING	Cars & Other Vehicles	30,649.72
Kenya	VILE & BLIND GEN. SUPPLIES	Chair	37,292.71
Kenya	WORLD FOOD PROGRAMME	Vehicles - SUV & Trucks	216,545.91
Kyrgyz Republic	Asiamotors Ltd	Vehicles - SUV & Trucks	40,321.00
Kyrgyz Republic	Asiamotors Ltd	Vehicles - SUV & Trucks	38,380.00
Pakistan	Honda Atlas Cars (Pakistan) Limited	Cars & Other Vehicles	37,451.28
Pakistan	KESTRAL SPD (Pvt) Ltd	Heat, Ventilation & AC	79,777.12
Papua New Guinea	TOYOTA TSUSHO (PNG)	Cars & Other Vehicles	43,627.22
Republic of Moldova	(R) SC "DAAC System Integrator" SRL	Software Internal Developed	87,089.00
Republic of Moldova	(R) Slavans Grafica SRL	Software Internal Developed	37,236.00
Senegal	CFAO SENEGAL	Cars & Other Vehicles	44,635.94
United Kingdom (Gibraltar)	Toyota Gibraltar Stockholdings Ltd	Cars & Other Vehicles	60,533.52
United Kingdom (Gibraltar)	Toyota Gibraltar Stockholdings Ltd	Cars & Other Vehicles	52,682.72
United Kingdom (Gibraltar)	Toyota Gibraltar Stockholdings Ltd	Vehicles - SUV & Trucks	87,064.71
United Kingdom (Gibraltar)	Toyota Gibraltar Stockholdings Ltd	Vehicles - SUV & Trucks	69,586.07
United Kingdom (Gibraltar)	Toyota Gibraltar Stockholdings Ltd	Vehicles - SUV & Trucks	64,574.26
United Kingdom (Gibraltar)	Toyota Gibraltar Stockholdings Ltd	Vehicles - SUV & Trucks	53,426.20
United States of America	ADVIZING IT	Desktop	31,099.64
United States of America	Community System Foundation	Software Internal Developed	146,846.00
United States of America	LENOVO (UNITED STATES), INC.	Computer Accessories	74,379.00
United States of America	WORLDWIDE PRODUCTS INC.	Promotion Material & Distri	63,500.00
<b>UNWTO</b>			
Spain	PROFINSAs	IT EQUIPMENT	69,585.68
Spain	SEMIC	IT EQUIPMENT	42,422.57
Afghanistan	Various	Food Items	1,388,519.69
Algeria	Various	Food Items	3,767,316.93
Argentina	Various	Food Items	7,357,883.72
Australia	Various	Food Items	6,114,573.05
Bangladesh	Various	Food Items	5,458,685.33
Belgium	Various	Food Items	56,919,403.58
Benin	Various	Food Items	7,250,080.89
Bolivia (Plurinational State of)	Various	Food Items	1,124,048.16
Brazil	Various	Food Items	5,142,768.55
Bulgaria	Various	Food Items	338,204.16
Burkina Faso	Various	Food Items	6,577,309.24

## Major purchase orders by UN organization

AGENCY			PO Value
Location of Supplier	Name of Supplier	Description of Goods	USD
<b>WFP continued</b>			
Cambodia	Various	Food items	9,057,241.90
Cameroon	Various	Food items	1,510,323.66
Canada	Various	Food items	6,501,552.00
Central African Republic	Various	Food items	267,865.80
China	Various	Food items	871,879.68
Colombia	Various	Food items	893,310.37
Cote d'Ivoire	Various	Food items	1,550,622.14
Cuba	Various	Food items	665,961.55
Democratic Republic of the Congo	Various	Food items	7,454,921.02
Ecuador	Various	Food items	479,119.82
Egypt	Various	Food items	5,793,053.63
El Salvador	Various	Food items	2,120,594.41
Estonia	Various	Food items	551,901.78
Ethiopia	Various	Food items	46,764,696.43
France	Various	Food items	53,203,479.20
Germany	Various	Food items	2,242,963.00
Ghana	Various	Food items	4,001,134.21
Guatemala	Various	Food items	4,878,895.19
Haiti	Various	Food items	3,522,354.27
Honduras	Various	Food items	15,755,882.18
Hungary	Various	Food items	1,864,856.51
India	Various	Food items	104,013,916.56
Indonesia	Various	Food items	91,338,353.41
Iran (Islamic Republic of)	Various	Food items	326,422.59
Ireland	Various	Food items	2,802,943.80
Italy	Various	Food items	58,772,806.83
Japan	Various	Food items	12,574,187.80
Jordan	Various	Food items	4,062,537.48
Kazakhstan	Various	Food items	22,249,847.08
Kenya	Various	Food items	14,012,351.02
Kyrgyz Republic	Various	Food items	522,589.68
Lao People's Democratic Republic	Various	Food items	677,804.82
Lebanon	Various	Food items	2,368,291.23
Lesotho	Various	Food items	2,038,043.75
Liberia	Various	Food items	1,870,550.00
Madagascar	Various	Food items	1,603,217.71
Malawi	Various	Food items	15,001,422.96
Malaysia	Various	Food items	3,082,030.00
Mali	Various	Food items	9,090,539.20
Mexico	Various	Food items	2,633,206.10
Morocco	Various	Food items	2,795,871.25
Mozambique	Various	Food items	5,068,961.61
Myanmar	Various	Food items	24,794,176.67
Namibia	Various	Food items	260,063.40
Nepal	Various	Food items	2,082,232.05
Netherlands	Various	Food items	5,716,832.00
Nicaragua	Various	Food items	1,442,454.60
Niger	Various	Food items	3,170,873.58
Nigeria	Various	Food items	9,052,708.00
Norway	Various	Food items	337,336.60
Pakistan	Various	Food items	69,012,193.85
Palestine (State of)	Various	Food items	11,197,531.20
Paraguay	Various	Food items	1,209,781.12
Philippines	Various	Food items	2,584,857.46
Russian Federation	Various	Food items	36,990,806.66
Rwanda	Various	Food items	10,828,731.13
Senegal	Various	Food items	447,689.25
Sierra Leone	Various	Food items	432,766.20
South Africa	Various	Food items	38,269,387.78
South Sudan	Various	Food items	397,250.00
Spain	Various	Food items	1,303,690.34
Sri Lanka	Various	Food items	807,050.02
Sudan	Various	Food items	21,932,713.01
Syrian Arab Republic	Various	Food items	15,851,785.78
Thailand	Various	Food items	961,733.03
Timor-Leste	Various	Food items	2,033,996.90
Togo	Various	Food items	11,549,992.98
Turkey	Various	Food items	68,974,235.50
Uganda	Various	Food items	13,776,164.38
Ukraine	Various	Food items	17,453,149.02
United Arab Emirates	Various	Food items	6,333,738.00
United Republic of Tanzania	Various	Food items	23,843,372.16
United States of America	Various	Food items	6,157,157.04
Uruguay	Various	Food items	1,110,600.00
Uzbekistan	Various	Food items	162,624.00
Viet Nam	Various	Food items	19,189,376.33
Yemen	Various	Food items	25,156,462.65
Zambia	Various	Food items	19,136,044.10
Zimbabwe	Various	Food items	1,097,975.53
<b>WMO</b>			
Belgium	Multicorpora International	Software	52,905.00
Costa Rica	Campbell Scientific	Weather stations	47,009.00
France	Corbor Systèmes	Meteorological satellite receiving equipment	82,291.00
France	Modem	Measuring and observing and testing instruments	51,020.00
France	Modem	Measuring and observing and testing instruments	42,730.00
Russian Federation	RIHMI-WDC	Printed publications	34,409.00
South Africa	InterMet Africa	Measuring and observing and testing instruments	84,416.00
Spain	Instituto Nacional de Meteorología	Printed publications	34,409.00



## Major contracts for services and works by UN organization



## Major contracts for services and works by UN organization

AGENCY	Location of Supplier	Name of Contractor	Description of Services	Contract Value USD
<b>ECLAC</b>				
	Argentina	ACIFI S.A.	LEASING OR RENTAL SERVICES	125,800.00
	Chile	CARLOS SELMAN DACCARETT CONSULTORA	Fire installations maintenance and repair	37,567.35
	Chile	CERO UNO ARQUITECTOS LIMITADA	ARCHITECTURE	32,994.77
	Chile	DIMACOFI S.A.	Printing equipment lease	119,575.79
	Chile	DIMACOFI S.A.	Printing equipment lease	105,794.74
	Chile	DIMACOFI S.A.	Printing equipment lease	77,157.73
	Chile	EMPRESA DE SERVICIOS ENERGETICOS SA	GENERAL BUILDING MAINTENANCE	75,345.26
	Chile	GONZALEZ ACKERKNECHT LIMITADA	Cleaning services	462,478.16
	Chile	INMOBILIARIA ALFABETA ARTES GRAFICA	Printing services	32,265.54
	Chile	SERVICIOS INTEGRALES LTDA.	GENERAL MANAGEMENT SERVICES	64,668.69
	Chile	SONDA S.A.	PC maintenance and support	340,394.36
	Mexico	FREDI ABDO SILVERA TUACHI Y COP.	Real estate services	539,593.84
	Mexico	INMOBILIARIA DATA S.C.	Real estate services	70,224.39
	Mexico	OFICINAS CORPORATIVAS CERVANTES 193	GENERAL BUILDING MAINTENANCE	39,667.62
	Trinidad and Tobago	MARITIME LIFE (CARIBBEAN) LIMITED	LEASING OR RENTAL SERVICES	145,000.00
	Trinidad and Tobago	MARITIME LIFE (CARIBBEAN) LIMITED	LEASING OR RENTAL SERVICES	145,000.00
	Trinidad and Tobago	TELECOM SECURITY SERVICES	SECURITY SERVICES	46,230.00
<b>ESCAP</b>				
	Kazakhstan	GREEN TECH LTD	Landscaping Services	35,007.93
	Netherlands	SWETS INFORMATION SERVICES B.V.	Subscription Services	94,850.00
	Netherlands	SWETS INFORMATION SERVICES B.V.	Subscription	84,697.27
	Republic of Korea	BEST WESTERN PREMIER SONGDO PARK HOTEL	Accommodation and Meeting Package	41,218.79
	Thailand	ABB LIMITED	Maintenance Services	75,065.27
	Thailand	ACADEMIC SERVICE CENTER - RANGSIT UNIVERSITY	University	67,542.43
	Thailand	ADECCO PHAHOLYOTHIN RECRUITMENT LTD.	Outsourced Personnel	82,245.44
	Thailand	ADECCO PHAHOLYOTHIN RECRUITMENT LTD.	Outsourced Personnel	59,224.55
	Thailand	ADECCO PHAHOLYOTHIN RECRUITMENT LTD.	Outsourced Personnel	48,379.89
	Thailand	ADECCO PHAHOLYOTHIN RECRUITMENT LTD.	Outsourced Personnel	45,842.03
	Thailand	ADECCO PHAHOLYOTHIN RECRUITMENT LTD.	Outsourced Personnel	30,661.88
	Thailand	CENTRAL WORLD HOTEL CO., LTD. (CENTARA GRAND)	Accommodation and Meeting Package	36,915.80
	Thailand	EMC INFORMATION SYSTEMS (THAILAND) LTD.	Maintenance Services	58,304.00
	Thailand	EMC INFORMATION SYSTEMS (THAILAND) LTD.	Maintenance Services	54,163.00
	Thailand	EMC INFORMATION SYSTEMS (THAILAND) LTD.	Consultancy Services	41,856.00
	Thailand	EMC INFORMATION SYSTEMS (THAILAND) LTD.	Consultancy Services	39,240.00
	Thailand	FMA GROUP CO., LTD.	Maintenance Services	31,101.56
	Thailand	LOCKTON WATTANA INSURANCE BROKERS (THAILAND) LTD.	Insurance	48,032.34
	Thailand	METRO MACHINERY CO., LTD.	Diesel Generator	91,592.17
	Thailand	NAI LERT PARK HOTEL CO., LTD.	Accommodation and Meeting Package	32,669.97
	Thailand	NETMARKS (THAILAND) CO., LTD.	Cabling Infrastructure	82,649.12
	Thailand	NETMARKS (THAILAND) CO., LTD.	Cabling Infrastructure	61,116.21
	Thailand	OTIS ELEVATOR CO. (THAILAND) LTD.	Maintenance Services	52,949.04
	Thailand	PLAZA ATHENEE HOTEL (THAILAND) CO., LTD.	Meeting Package	32,389.29
	Thailand	PROPERTY CARE SERVICES (THAILAND) LTD.	Outsourced Personnel	568,800.36
	Thailand	PROPERTY CARE SERVICES (THAILAND) LTD.	Custodial Services	316,688.79
	Thailand	PROPERTY CARE SERVICES (THAILAND) LTD.	Outsourced Personnel	125,965.15
	Thailand	ROCKWORTH PUBLIC CO., LTD.	Furniture	70,732.12
	Thailand	TAKACHIHO FIRE, SECURITY&SERVICES (THAILAND) LTD.	Maintenance Services	32,637.08
	Thailand	TNT EXPRESS WORLDWIDE (THAILAND) CO., LTD.	Shipping Services	42,754.57
	Thailand	ZENITH COMP CO., LTD.	IT Services	37,326.72
<b>ESCWA</b>				
	Lebanon	ASSIYANA SAL	Office building cleaning services	133,103.00
	Lebanon	ASSIYANA SAL	Office building cleaning services	133,049.50
	Lebanon	COMPUTER INFORMATION SYSTEMS	Computer Related Services	69,753.50
	Lebanon	IDM(Income-Data Management)	Computer Related Services	81,000.00
	Lebanon	LADKANI OFFICE SOLUTIONS S.A.L.	Photocopiers rental/lease	32,564.45
	Lebanon	SOLIDERE	General building maintenance and re	387,889.00
<b>FAO</b>				
	Austria	INTERNATIONAL ATOMIC ENERGY AGENCY IAEA	Professional procurement services	54,361.04
	Austria	UNIDO	Unclassified	1,206,641.98
	Austria	UNIDO	Unclassified	896,492.84
	Bangladesh	MESSRS KHAN BROTHERS	Grain distribution	80,979.54
	Bangladesh	VILLAGE EDUCATION RESOURCE CENTER (VERC)	Vocational training	42,958.46
	Belgium	CENTRE WALLON DE RECHERCHES AGRONOMIQUES CRA-W	Materials or product inspection	51,069.00
	Belgium	SITA (OFFICE IN FRANCE)	Satellite or earth communication systems services	987,500.00
	Canada	SHL CANADA INC	Business and corporate management consultation services	35,182.00
	Canada	UNIVERSITY OF BRITISH COLUMBIA	Marine construction services	64,138.21
	China	CHINESE ACADEMY OF AGRICULTURAL SCIENCES (CAAS)	Publishing	32,395.00
	China, Hong Kong Special Administrative Region	M & R TRADING CO LTD	Transportation and Storage and Mail Services	50,400.00
	Denmark	BALTIC CONTROL LTD	Materials or product inspection	42,000.00
	Ecuador	COMISION PERMANENTE DEL PACIFICO SUR	Education and Training Services	40,000.00
	Egypt	FAME LIMITED CO.,	Prefabricated buildings and structures	58,699.16
	Egypt	MARRIOTT HOTEL & CASINO, CAIRO	Hotels	34,414.15
	Egypt	MOVEIN FOR DEVELOPMENT CONTRACTING	Prefabricated buildings and structures	99,138.27
	Egypt	MOVEIN FOR DEVELOPMENT CONTRACTING	Prefabricated buildings and structures	57,836.07
	France	NOVACOM SERVICES	Software or hardware engineering	80,675.33
	France	TREDI SA	Environmental protection	548,253.00
	France	TREDI SA	Refuse disposal and treatment	49,420.07
	Germany	BRAINLOOP AG	Data processing or preparation services	33,200.53
	Germany	CORNERSTONE ON DEMAND LTD	Education and Training Services	56,831.93
	Honduras	FERTILIZANTES DEL NORTE SA DE CV (FENORSA)	Transportation and Storage and Mail Services	50,876.86
	India	BELLSTONE HI-TECH INTERNATIONAL	Transportation and Storage and Mail Services	38,750.00
	Italy	A.T.I. SANITAL-PIEMONTE-LATECNICA	General building and office cleaning and maintenance services	6,679,543.27
	Italy	A.T.I. SANITAL-PIEMONTE-LATECNICA	General building and office cleaning and maintenance services	940,024.22
	Italy	AASRA ITALIA SPA	Communication equipment maintenance and repair	30,032.47
	Italy	ALES 24 SRL	Building and facility maintenance and repair services	41,121.80
	Italy	ALES 24 SRL	Building maintenance service	373,134.33
	Italy	ALES 24 SRL	Building maintenance service	147,453.09
	Italy	ALES 24 SRL	Building maintenance service	123,146.18
	Italy	ALES 24 SRL	Building maintenance service	118,716.69
	Italy	ALES 24 SRL	Building maintenance service	102,868.78
	Italy	ALES 24 SRL	Building maintenance service	88,357.60
	Italy	ALES 24 SRL	Building maintenance service	87,313.43
	Italy	ALES 24 SRL	Building maintenance service	69,426.45
	Italy	ALES 24 SRL	Building maintenance service	60,327.80
	Italy	ALES 24 SRL	Building maintenance service	46,435.08
	Italy	ALES 24 SRL	Building maintenance service	42,652.05
	Italy	ALES 24 SRL	Building maintenance service	41,177.19
	Italy	ALES 24 SRL	Building maintenance service	41,126.04
	Italy	ALES 24 SRL	Building maintenance service	38,552.10
	Italy	ALES 24 SRL	Building maintenance service	36,124.25
	Italy	ALES 24 SRL	Building maintenance service	34,110.42
	Italy	ALES 24 SRL	Building maintenance service	33,732.61
	Italy	ALES 24 SRL	Building maintenance service	32,373.50
	Italy	ALES 24 SRL	Building maintenance service	32,338.31
	Italy	ALES 24 SRL	Building maintenance service	31,772.28
	Italy	AMA SPA	Refuse collection and disposal	320,032.73
	Italy	AYS AT YOUR SERVICE	Material handling services	375,335.12
	Italy	CANON ITALIA SPA	Office equipment rental or leasing services	71,447.54
	Italy	CANON ITALIA SPA	Office equipment rental or leasing services	60,149.07
	Italy	CANON ITALIA SPA	Office equipment rental or leasing services	54,545.45
	Italy	CARLSON WAGONLIT ITALIA SRL	Banquet and catering services	39,801.93
	Italy	CARLSON WAGONLIT ITALIA SRL	Education and Training Services	219,839.15
	Italy	CARLSON WAGONLIT ITALIA SRL	Project management	577,450.26



## Major contracts for services and works by UN organization

AGENCY			Contract Value
Location of Supplier	Name of Contractor	Description of Services	USD
FAO continued			
Italy	CARLSON WAGONLIT ITALIA SRL	Project management	110,092.21
Italy	CARLSON WAGONLIT ITALIA SRL	Project management	49,643.93
Italy	CARLSON WAGONLIT ITALIA SRL	Project management	38,513.51
Italy	CARLSON WAGONLIT ITALIA SRL	Project management	33,244.21
Italy	CARLSON WAGONLIT ITALIA SRL	Project management	31,556.29
Italy	CARLSON WAGONLIT ITALIA SRL	Travel agencies	417,388.12
Italy	CARLSON WAGONLIT ITALIA SRL	Travel agencies	125,113.04
Italy	CARLSON WAGONLIT ITALIA SRL	Travel agencies	103,180.54
Italy	CARLSON WAGONLIT ITALIA SRL	Travel agencies	63,690.69
Italy	CARLSON WAGONLIT ITALIA SRL	Travel agencies	40,645.08
Italy	CARLSON WAGONLIT ITALIA SRL	Travel agencies	32,467.53
Italy	CARLSON WAGONLIT ITALIA SRL	Travel agencies	31,600.27
Italy	COLT TECHNOLOGY SERVICES SPA	Local and long distance telephone communications	258,397.93
Italy	COLT TECHNOLOGY SERVICES SPA	Satellite or earth communication systems services	43,116.88
Italy	DHL EXPRESS (ITALY) SRL	Material handling services	790,884.72
Italy	EDISCO SRL	Software or hardware engineering	55,348.84
Italy	EDISCO SRL	Software or hardware engineering	33,208.96
Italy	ELETTROSERVICE SPA	Electrical equipment maintenance or repair	67,024.13
Italy	ENGINEERING INGEGNERIA INFORMATICA SPA	Computer services	59,973.79
Italy	ENGINEERING INGEGNERIA INFORMATICA SPA	Computer services	43,046.36
Italy	ENGINEERING INGEGNERIA INFORMATICA SPA	Computer services	41,827.54
Italy	ENGINEERING INGEGNERIA INFORMATICA SPA	Computer services	39,080.75
Italy	ENGINEERING INGEGNERIA INFORMATICA SPA	Computer services	38,754.97
Italy	ENGINEERING INGEGNERIA INFORMATICA SPA	Database management system software maintenance	59,274.61
Italy	ENGINEERING INGEGNERIA INFORMATICA SPA	Database management system software maintenance	41,800.00
Italy	ENGINEERING INGEGNERIA INFORMATICA SPA	Database management system software maintenance	40,857.14
Italy	FERRAMENTA MESSINA SNC	Management and Business Professionals and Administrative Services	98,296.20
Italy	GALA SPA	Utilities	363,636.36
Italy	GEOSOLUTIONS SAS DI SIMONE GIANNACCCHINI	Database management system software maintenance	51,857.14
Italy	GEOSOLUTIONS SAS DI SIMONE GIANNACCCHINI	Professional training	163,975.16
Italy	GEOSOLUTIONS SAS DI SIMONE GIANNACCCHINI	Professional training	49,664.18
Italy	GEOSOLUTIONS SAS DI SIMONE GIANNACCCHINI	Professional training	38,346.61
Italy	HEWLETT PACKARD ITALIANA SRL	System and system component administration services	207,311.26
Italy	HITRAC ENGINEERING GROUP SRL	Air conditioning installation or maintenance or repair service	747,956.07
Italy	HITRAC ENGINEERING GROUP SRL	Air conditioning installation or maintenance or repair service	482,573.73
Italy	HITRAC ENGINEERING GROUP SRL	Air conditioning installation or maintenance or repair service	130,959.11
Italy	HITRAC ENGINEERING GROUP SRL	Air conditioning installation or maintenance or repair service	110,261.02
Italy	HITRAC ENGINEERING GROUP SRL	Air conditioning installation or maintenance or repair service	103,570.96
Italy	HITRAC ENGINEERING GROUP SRL	Air conditioning installation or maintenance or repair service	77,696.87
Italy	HITRAC ENGINEERING GROUP SRL	Air conditioning installation or maintenance or repair service	77,422.21
Italy	HITRAC ENGINEERING GROUP SRL	Air conditioning installation or maintenance or repair service	30,739.39
Italy	ILO - INTERNATIONAL LABOUR OFFICE	Education and Training Services	37,169.00
Italy	IMPACT ITALIA SRL	Business and corporate management consultation services	253,193.89
Italy	IMPACT ITALIA SRL	Business and corporate management consultation services	83,063.07
Italy	IMPACT ITALIA SRL	Education and Training Services	85,824.67
Italy	INTERROUTE SPA	Satellite or earth communication systems services	70,000.00
Italy	ITALIA LOGISTICA SRL	Material handling services	223,602.48
Italy	ITEL SRL	System and system component administration services	49,193.78
Italy	KONE SPA	Building maintenance service	130,857.91
Italy	KONE SPA	Building maintenance service	40,214.48
Italy	KPMG ADVISORY SPA	Application programming services	40,734.00
Italy	KPMG ADVISORY SPA	Software or hardware engineering	42,705.00
Italy	KPMG ADVISORY SPA	Software or hardware engineering	42,705.00
Italy	KPMG ADVISORY SPA	Software or hardware engineering	42,048.00
Italy	MARIENI PAOLO	Building maintenance service	46,916.89
Italy	MITSA SRL	Air conditioning installation or maintenance or repair service	501,779.08
Italy	MITSA SRL	Air conditioning installation or maintenance or repair service	42,895.44
Italy	ORACLE ITALIA SRL	System and system component administration services	38,784.00
Italy	POSTE ITALIANE SPA - SEDE LAZIO	Material handling services	348,525.47
Italy	POSTE ITALIANE SPA - SEDE LAZIO	Transportation and Storage and Mail Services	45,454.55
Italy	PROGE SOFTWARE SRL	Computer services	46,000.00
Italy	PROGE SOFTWARE SRL	Computer services	37,935.06
Italy	PROGE SOFTWARE SRL	Computer services	34,350.65
Italy	PROGE SOFTWARE SRL	Database management system software maintenance	36,441.56
Italy	PROGE SOFTWARE SRL	System and system component administration services	67,187.42
Italy	PROGE SOFTWARE SRL	System and system component administration services	48,257.37
Italy	PROGE SOFTWARE SRL	System and system component administration services	45,909.91
Italy	PROGE SOFTWARE SRL	System and system component administration services	35,658.91
Italy	PROGE SOFTWARE SRL	System and system component administration services	34,841.70
Italy	PROGE SOFTWARE SRL	System and system component administration services	34,345.34
Italy	PROGE SOFTWARE SRL	System and system component administration services	33,729.73
Italy	ROTOCLASS SRL	General office equipment maintenance	41,536.19
Italy	SIEMENS BUILDING TECHNOLOGIES SPA	Fire protection system and equipment maintenance or repair service	73,726.54
Italy	SIEMENS BUILDING TECHNOLOGIES SPA	Fire protection system and equipment maintenance or repair service	59,093.17
Italy	SOFTLAB SPA	Computer hardware maintenance support service	81,832.90
Italy	SOFTLAB SPA	Computer hardware maintenance support service	36,272.73
Italy	SOFTLAB SPA	Database management system software maintenance	92,285.71
Italy	SOFTLAB SPA	Database management system software maintenance	47,635.71
Italy	SOFTLAB SPA	Database management system software maintenance	37,655.44
Italy	SOFTLAB SPA	Database management system software maintenance	37,655.44
Italy	SOFTLAB SPA	Database management system software maintenance	37,655.44
Italy	SOFTLAB SPA	Database management system software maintenance	34,816.88
Italy	SOFTLAB SPA	System and system component administration services	93,020.83
Italy	SOFTLAB SPA	System and system component administration services	93,020.83
Italy	SOFTLAB SPA	System and system component administration services	93,020.83
Italy	SOFTLAB SPA	System and system component administration services	93,020.83
Italy	SOFTLAB SPA	System and system component administration services	91,454.31
Italy	SOFTLAB SPA	System and system component administration services	91,454.31
Italy	SOFTLAB SPA	System and system component administration services	91,454.31
Italy	SOFTLAB SPA	System and system component administration services	91,454.31
Italy	SOFTLAB SPA	System and system component administration services	73,869.49
Italy	SOFTLAB SPA	System and system component administration services	73,869.49
Italy	SOFTLAB SPA	System and system component administration services	65,366.97
Italy	SOFTLAB SPA	System and system component administration services	62,355.21
Italy	SOFTLAB SPA	System and system component administration services	61,009.17
Italy	SOFTLAB SPA	System and system component administration services	55,879.42
Italy	SOFTLAB SPA	System and system component administration services	55,085.27
Italy	SOFTLAB SPA	System and system component administration services	42,781.46
Italy	SOFTLAB SPA	System and system component administration services	41,304.35
Italy	SOFTLAB SPA	System and system component administration services	40,242.24
Italy	SOFTLAB SPA	System and system component administration services	39,583.33
Italy	SOFTLAB SPA	System and system component administration services	36,156.72
Italy	SOFTLAB SPA	System and system component administration services	35,663.74
Italy	SOFTLAB SPA	System and system component administration services	33,160.86
Italy	SOFTLAB SPA	System and system component administration services	30,700.77
Italy	SOFTWAY SRL	Communication equipment maintenance and repair	134,449.20
Italy	TELECOM ITALIA SPA	Local and long distance telephone communications	32,981.88
Italy	TELECOM ITALIA SPA	Local and long distance telephone communications	31,222.95
Italy	VODAFONE OMNITEL N.V.	Local and long distance telephone communications	175,232.11
Italy	VODAFONE OMNITEL N.V.	Local and long distance telephone communications	164,937.27
Italy	VODAFONE OMNITEL N.V.	Local and long distance telephone communications	137,796.79
Italy	VODAFONE OMNITEL N.V.	Local and long distance telephone communications	129,533.22
Italy	VODAFONE OMNITEL N.V.	Local and long distance telephone communications	127,248.24

## Major contracts for services and works by UN organization

AGENCY	Location of Supplier	Name of Contractor	Description of Services	Contract Value USD
<b>FAO continued</b>				
	Italy	VODAFONE OMNITEL N.V.	Telecommunications planning services	111,391.10
	Italy	WORLD FOOD PROGRAMME (WFP)	Air cargo transport	201,423.75
	Italy	WORLD FOOD PROGRAMME (WFP)	Supply chain management	302,266.25
	Italy	XEROX SPA	Office equipment rental or leasing services	209,293.70
	Italy	XEROX SPA	Office equipment rental or leasing services	202,668.34
	Italy	XEROX SPA	Office equipment rental or leasing services	191,973.03
	Italy	XEROX SPA	Office equipment rental or leasing services	72,509.96
	Italy	XEROX SPA	Office equipment rental or leasing services	52,322.98
	Italy	XEROX SPA	Office equipment rental or leasing services	49,090.91
	Italy	ZANZI SERVIZI SPA	Electrical installations maintenance and repair	422,252.01
	Italy	ZANZI SERVIZI SPA	Electrical installations maintenance and repair	160,589.10
	Italy	ZANZI SERVIZI SPA	Electrical installations maintenance and repair	38,674.21
	Jordan	JOVAC - JORDAN BIO INDUSTRIES CENTER	Transportation and Storage and Mail Services	370,000.00
	Jordan	JOVAC - JORDAN BIO INDUSTRIES CENTER	Transportation and Storage and Mail Services	144,000.00
	Jordan	VAPCO VETERINARY & AGRICULTURAL PRODUCTS MFG CO	Freight forwarders services	75,780.00
	Madagascar	AEROMARINE	Locust control	1,001,800.00
	Mali	TOGUANA AGRO INDUSTRIES	Transportation and Storage and Mail Services	73,554.00
	Mali	TOGUANA AGRO INDUSTRIES	Transportation and Storage and Mail Services	52,334.87
	Mali	TOGUANA AGRO INDUSTRIES	Transportation and Storage and Mail Services	46,868.39
	Mauritius	V & M GRAIN MAURITIUS LIMITED	Cargo insurance	398,856.00
	Mauritius	V & M GRAINS CC	Transportation and Storage and Mail Services	276,500.00
	Mexico	COMERCIALIZADORA YUCATECA DE ALUMINIO SRL DE CV	Crop protection	56,930.00
	Netherlands	ELSEVIER	Information Technology Service Delivery	118,768.58
	Netherlands	KOUDJIS FEED BV	Transportation and Storage and Mail Services	68,244.00
	Netherlands	METEO CONSULT BV	Data services	31,150.00
	Netherlands	SIMONIS BV INDUSTRIE-EN HANDELSONDERNERNING	Transportation and Storage and Mail Services	176,000.00
	Netherlands	SIMONIS BV INDUSTRIE-EN HANDELSONDERNERNING	Transportation and Storage and Mail Services	143,295.00
	San Marino	KARNAK SPA	Professional procurement services	770,777.48
	Senegal	AGROPHYTEX SA	Transportation and Storage and Mail Services	58,850.00
	Sierra Leone	WINGIN HEAVY DUTY MACHINE CO LTD	Transportation and Storage and Mail Services	31,155.00
	Spain	FUNDACION DARA INTERNACIONAL (DARA)	Risk management consultation service	336,555.20
	Switzerland	ALLIANZ SUISSE	Insurance and retirement services	212,742.00
	Switzerland	GLOBAL TRADE INFORMATION SERVICES INC	Data services	155,844.16
	Thailand	APRACA ASIA & PACIFIC RURAL & AGRIC.CREDIT ASSOC.	Professional training	49,071.35
	Thailand	J A REALTY CO LTD	Lease and rental of property or building	59,335.51
	Thailand	PLAZA ATHENEE HOTEL (THAILAND) CO LTD	Professional training	30,000.00
	Thailand	ROYAL ORCHID HOTEL (THAILAND) PUBLIC CO LTD	Professional training	67,713.36
	Turkey	IPEK YEM VE GIDA SANAYI TICARET AS	Transportation and Storage and Mail Services	545,929.00
	Turkey	IPEK YEM VE GIDA SANAYI TICARET AS	Transportation and Storage and Mail Services	138,640.00
	United Arab Emirates	UNITED MERCANTILE RESOURCES FZC	Transportation and Storage and Mail Services	46,200.00
	United Kingdom	CORNERSTONE ON DEMAND LTD	Computer vocational training services	136,363.64
	United Kingdom	LANDESK INTERNATIONAL LTD	Management information systems MIS	44,134.37
	United Kingdom	LANDESK INTERNATIONAL LTD	Management information systems MIS	35,723.77
	United Kingdom	LANDESK INTERNATIONAL LTD	Management information systems MIS	31,094.53
	United Kingdom	MARSH UK LTD	Insurance and retirement services	132,797.00
	United Kingdom	MARSH UK LTD	Insurance and retirement services	48,760.00
	United Kingdom	MICROSOFT IRELAND OPERATIONS LTD	Computer services	1,174,535.18
	United Kingdom	MRAG LTD	Farming and Fishing and Forestry and Wildlife Contracting Services	780,401.55
	United Kingdom	PA CONSULTING SERVICES LIMITED	Business and corporate management consultation services	55,864.30
	United Kingdom	SWETS INFORMATION SERVICES LTD	Information Technology Service Delivery	80,186.39
	United Kingdom	UNITED SHIELD INTERNATIONAL LIMITED	Security and personal safety	40,000.00
	United Kingdom	VEOLIA ENVIRONMENTAL SERVICES	Refuse disposal and treatment	153,750.00
	United Kingdom (Gibraltar)	ARMoured PROJECT VEHICLES LTD (APV LTD)	Freight forwarders services	56,060.38
	United Kingdom (Gibraltar)	TOYOTA GIBRALTAR STOCKHOLDINGS LTD (TGS)	Transportation and Storage and Mail Services	39,107.10
	United States of America	EMERGING MARKETS COMMUNICATIONS INC	Satellite or earth communication systems services	825,000.00
	United States of America	ENCOMPASS LLC	Education and Training Services	130,714.00
	United States of America	ENCOMPASS LLC	Management sector manpower development	279,710.88
	United States of America	ENCOMPASS LLC	Management sector manpower development	100,885.00
	United States of America	ESRI - ENVIRONMENTAL SYSTEMS RESEARCH INST., INC	Computer services	42,810.00
	United States of America	HEWITT ASSOCIATES	Financial and Insurance Services	103,636.00
	United States of America	HUGH WOOD INC	Marine insurance	50,000.00
	United States of America	HUGH WOOD INC	Marine insurance	50,000.00
	United States of America	HUGH WOOD INC	Marine insurance	50,000.00
	United States of America	INTERNATIONAL CONSERVATION AND EDUCATION FUND	Mass communication services	60,000.00
	United States of America	SKOLNIK INDUSTRIES INC	Transportation and Storage and Mail Services	43,500.00
	United States of America	UNITED NATIONS	Information Technology Service Delivery	85,000.00
	Zimbabwe	NATIONAL FOODS OPERATIONS LIMITED	Transportation and Storage and Mail Services	223,110.00
<b>IAEA</b>				
	Albania	Albanian Institute of Public Health	Equipment installation, maintenance, repairs	48,414.06
	Argentina	PLAZA SAN MARTIN TOWER S.A.	Equipment installation, maintenance, repairs	42,071.91
	Armenia	Armenian Scientific Research Institute for NPP Operation - ARMATOM	System design and development	100,942.99
	Australia	Le Garcon Perdu	Management consultancy	36,766.32
	Austria	A1 Telekom Austria AG	Equipment installation, maintenance, repairs	166,829.83
	Austria	A1 Telekom Austria AG	Equipment installation, maintenance, repairs	98,502.99
	Austria	A1 Telekom Austria AG	Telecommunications	150,835.35
	Austria	ACP IT Solutions GmbH	Equipment installation, maintenance, repairs	95,189.49
	Austria	ACP IT Solutions GmbH	Equipment installation, maintenance, repairs	71,457.07
	Austria	ACP IT Solutions GmbH	Equipment installation, maintenance, repairs	32,083.13
	Austria	Allianz Elementar Versicherungs	Insurance	36,775.42
	Austria	American Express Bank Austria GmbH (AMEX air tickets)	Travel	40,129.16
	Austria	American Express Bank Austria GmbH (AMEX air tickets)	Travel	37,866.67
	Austria	American Express Bank Austria GmbH (AMEX air tickets)	Travel	33,903.55
	Austria	American Express Bank Austria GmbH (AMEX air tickets)	Travel	33,579.36
	Austria	American Express Bank Austria GmbH (AMEX air tickets)	Travel	32,571.89
	Austria	American Express Bank Austria GmbH (AMEX air tickets)	Travel	32,368.95
	Austria	American Express Bank Austria GmbH (AMEX air tickets)	Travel	31,990.34
	Austria	American Express Bank Austria GmbH (AMEX air tickets)	Travel	31,901.77
	Austria	American Express Bank Austria GmbH (AMEX air tickets)	Travel	31,223.02
	Austria	American Express Bank Austria GmbH (AMEX air tickets)	Travel	30,812.85
	Austria	American Express Bank Austria GmbH (AMEX air tickets)	Travel	30,693.24
	Austria	American Express Bank Austria GmbH (AMEX air tickets)	Travel	30,244.86
	Austria	Austrian Institute of Technology AIT	Inter-agency co-operation	1,671,667.38
	Austria	BACHER SYSTEMS EDV GmbH	Equipment installation, maintenance, repairs	105,008.04
	Austria	Der Landschaftsgartner Karl Watzke	Cleaning Services	50,150.02
	Austria	DHL Express (Austria) GmbH	Equipment installation, maintenance, repairs	61,723.10
	Austria	DHL Express (Austria) GmbH	Equipment installation, maintenance, repairs	32,147.45
	Austria	Dipl. Ing. Wilhelm Sedlak G.m.b.H.	Construction	771,538.79
	Austria	Dipl. Ing. Wilhelm Sedlak G.m.b.H.	Construction - specialized	138,491.21
	Austria	EVN Liegenschaftsverwaltung GmbH	Construction	1,111,577.80
	Austria	FILMARCHIV AUSTRIA	Media services	38,576.94
	Austria	Fisher Scientific GmbH	Equipment installation, maintenance, repairs	32,147.45
	Austria	G4S Security Systems GmbH	Construction	571,856.44
	Austria	G4S Security Systems GmbH	Equipment installation, maintenance, repairs	51,435.92
	Austria	GARTNER AUSTRIA GMBH	System design and development	101,971.71
	Austria	Horizon GmbH	Printing and copying equipment lease	108,786.97
	Austria	Horizon GmbH	Printing and copying equipment lease	108,786.97
	Austria	Hotel Schloss Welkersdorf	Hotel and office leases	178,337.10
	Austria	IBM Oesterreich Internationale Bueromaschinen GmbH	Equipment installation, maintenance, repairs	250,176.70
	Austria	ISS Facility Services Ges.m.b.H.	Cleaning Services	265,463.35
	Austria	ISS Facility Services Ges.m.b.H.	Equipment installation, maintenance, repairs	1,644,342.05
	Austria	ISS Facility Services Ges.m.b.H.	Equipment installation, maintenance, repairs	287,027.86
	Austria	Kapsch BusinessCom AG	Telecommunications	89,377.06
	Austria	LB-electronics Ges.m.b.H.	Equipment installation, maintenance, repairs	31,375.91

## Major contracts for services and works by UN organization

AGENCY	Location of Supplier	Name of Contractor	Description of Services	Contract Value USD
<b>IAEA continued</b>				
Austria		LB-electronics Ges.m.b.H.	Equipment installation, maintenance, repairs	31,375.91
Austria		MDS Europe	System design and development.	50,921.56
Austria		Metrohm Inula GmbH	Hydrology equipment	44,507.50
Austria		MICROSOFT Ges.m.b.H.	Subcontracted programmers	169,738.53
Austria		MICROSOFT Ges.m.b.H.	Subcontracted programmers	59,408.49
Austria		MIKLO Busunternehmen Dobrosavljevic KEG	Equipment installation, maintenance, repairs	160,951.99
Austria		Nuclear Engineering Seibersdorf GmbH	Equipment installation, maintenance, repairs	182,392.12
Austria		Nuclear Engineering Seibersdorf GmbH	Equipment installation, maintenance, repairs	77,153.88
Austria		OCE Oesterreich Ges.m.b.H.	Printing and copying equipment lease	153,002.93
Austria		OCE Oesterreich Ges.m.b.H.	Printing and copying equipment lease	151,735.45
Austria		ORACLE GmbH	Equipment installation, maintenance, repairs	53,368.62
Austria		PITNEY BOWES AUSTRIA Ges.m.b.H.	Equipment installation, maintenance, repairs	33,289.33
Austria		Porr Bau GmbH	Construction	20,919,270.19
Austria		Porr Bau GmbH	Construction	2,869,874.58
Austria		Porr Bau GmbH	Construction	1,549,260.55
Austria		Porr Bau GmbH	Construction	901,895.80
Austria		Porr Bau GmbH	Construction	745,559.97
Austria		Porr Bau GmbH	Construction	574,025.43
Austria		Porr Bau GmbH	Construction	229,648.28
Austria		Porr Bau GmbH	Construction	202,651.54
Austria		Porr Bau GmbH	Construction	158,592.88
Austria		Porr Bau GmbH	Construction	154,861.36
Austria		Porr Bau GmbH	Construction	92,546.82
Austria		Porr Bau GmbH	Construction	86,241.31
Austria		Porr Bau GmbH	Construction	32,287.10
Austria		Reichhoff & Reichhoff GmbH	Technical advisory services.	131,456.35
Austria		RICOH Austria GmbH	Printing and copying equipment lease	61,383.63
Austria		RICOH Austria GmbH	Printing and copying equipment lease	61,383.63
Austria		SCHMIDBERGER ELEKTRO Ges.m.b.H.	Equipment installation, maintenance, repairs	32,147.45
Austria		Spring Global Mail	Equipment installation, maintenance, repairs	38,576.94
Austria		UNIQA Sachversicherung AG	Insurance	40,916.39
Austria		United Access GmbH	Feasibility studies.	56,065.15
Austria		United Nations Industrial Development	Inter-agency co-operation	14,191,734.68
Austria		United Nations Industrial Development	Inter-agency co-operation	1,180,118.73
Austria		United Nations Industrial Development	Inter-agency co-operation	321,474.50
Austria		United Nations Industrial Development	Inter-agency co-operation	38,576.94
Austria		United Nations Office Vienna	Telecommunications	165,018.26
Austria		UNOV	Inter-agency co-operation	8,145,788.26
Austria		UNOV	Inter-agency co-operation	964,951.26
Austria		UNOV	Inter-agency co-operation	334,667.81
Austria		UNOV	Inter-agency co-operation	150,536.16
Austria		UNOV	Inter-agency co-operation	141,448.78
Austria		UNOV	Inter-agency co-operation	101,749.92
Austria		UNOV	Inter-agency co-operation	66,223.75
Austria		UNOV	Inter-agency co-operation	36,268.88
Austria		XEROX Austria GmbH	Printing and copying equipment lease	84,406.34
Austria		Zurich	Insurance	48,967.47
Belgium		International Network for Cancer Treatment and Research INCTR	Equipment installation, maintenance, repairs	79,586.65
Belgium		IRE-ELIT, Belgium (Institute for RadioElements)	Equipment installation, maintenance, repairs	90,131.16
Brazil		Golden Tulip Regente Hotel	Hotel and office leases	65,349.34
Canada		Best Theratronics Ltd.	Equipment installation, maintenance, repairs	78,591.56
Canada		Best Theratronics Ltd.	Inspection and Testing of Equipment	69,434.17
Canada		Triumf	Technical advisory services.	53,478.02
Colombia		General Medica Die Colombia S.A. - GEMEDCO S.A.	Radioactive material disposal and decontamination	181,944.48
Czech Republic		Skoda JS as	Technical advisory services.	178,096.87
Czech Republic		UJV Rez a.s.	System design and development.	122,160.31
Czech Republic		UJV Rez a.s.	System design and development.	42,241.75
Czech Republic		UJV Rez a.s.	Technical advisory services.	155,477.93
Czech Republic		UJV Rez a.s.	Technical advisory services.	42,241.75
Czech Republic		UJV Rez a.s.	Technical advisory services.	35,362.19
Denmark		United Nations Development Programme - COPENHAGEN	Management consultancy.	55,487.53
Denmark		United Nations Development Programme - COPENHAGEN	Management consultancy.	37,735.96
France		Carl Zeiss s.a.s.	Equipment installation, maintenance, repairs	50,632.23
France		European Nuclear Safety Training & Tutorint Institute	Training	92,584.65
France		Saphymo	Equipment installation, maintenance, repairs	62,366.05
France		SERVICE DE SANTE DES ARMEES HIA PERCY	Inter-agency co-operation	222,853.84
Georgia		MsheniUniversali Ltd. (MU)	Security systems and installation - specialized	333,564.20
Germany		Brandenburg University of Applied Sciences	Training	64,063.44
Germany		Bundesrechnungshof	Management consultancy.	167,166.74
Germany		CAMECA	Equipment installation, maintenance, repairs	109,759.11
Germany		European Commission - Joint Research Centre Institute for Transuranium Elements	Sample analysis	31,054.44
Germany		European Commission - Joint Research Centre Institute for Transuranium Elements	Sample analysis	31,015.86
Germany		Fachhochschule Brandenburg	Training	64,089.16
Germany		FLIR Radiation	Equipment installation, maintenance, repairs	62,201.71
Germany		INFOTERRA GmbH	Satellite imagery	128,589.80
Germany		IT-CUBE SYSTEMS GmbH	Equipment installation, maintenance, repairs	53,412.02
Germany		Karlsruhe Institute of Technology KIT Grossforschungsbereich	Training	109,262.75
Germany		LARSEN & TOUBRO INFOTECH LIMITED	Computer related services	100,172.74
Germany		LARSEN & TOUBRO INFOTECH LIMITED	Equipment installation, maintenance, repairs	257,179.60
Germany		LARSEN & TOUBRO INFOTECH LIMITED	System design and development.	257,179.60
Germany		MICROSOFT Ges.m.b.H.	Subcontracted programmers	100,171.45
Germany		MICROSOFT Ges.m.b.H.	Subcontracted programmers	67,509.64
Germany		MVC Mobile VideoCommunication AG	Freight forwarding.	39,419.78
Germany		URS Deutschland GmbH	Construction	32,107.59
Greece		Greek Atomic Energy Commission (GAEC); Division of Licensing and Inspections	Management consultancy.	42,434.63
Hungary		HUNGAROSTER Co. Ltd.	Radioactive material disposal and decontamination	41,534.50
Hungary		HUNGAROSTER Co. Ltd.	Radioactive material disposal and decontamination	40,762.97
India		DATAMATICS GLOBAL SERVICES Ltd.	Subcontracted programmers	66,860.27
India		DATAMATICS GLOBAL SERVICES Ltd.	System design and development.	954,869.27
India		DATAMATICS GLOBAL SERVICES Ltd.	System design and development.	349,378.48
India		e-ZEST Solutions Ltd.	System design and development.	413,030.43
India		e-ZEST Solutions Ltd.	System design and development.	95,156.45
India		Office of the Comptroller and Auditor General of India	Management consultancy.	240,462.92
India		Thirdware Global Services	System design and development.	216,699.53
Ireland		Premiere Conferencing Ireland Ltd	Telecommunications	57,865.41
Israel		Bio-Fly	Freight forwarding.	61,147.54
Italy		Abdus Salam International Centre for Theoretical Physics (ICTP)	Inter-agency co-operation	3,045,025.72
Italy		e-GEOS	Satellite imagery	310,158.59
Italy		Helioswatt s.r.l.	Security systems and installation - specialized	80,346.76
Italy		The Abdus Salam International Centre for Theoretical Physics	Technical advisory services.	31,940.84
Italy		UNESCO - ICTP General Operations	Technical advisory services.	71,437.63
Japan		CANBERRA JAPAN K.K.	Technical advisory services.	58,275.51
Japan		Inter Group Corporation	Technical advisory services.	51,245.32
Japan		JAPAN NUCLEAR FUEL LIMITED	Radioactive material disposal and decontamination	141,448.78
Japan		JAPAN NUCLEAR FUEL LIMITED	Radioactive material disposal and decontamination	135,733.96
Japan		Kabushiki Kaisha Seibunkan	Hotel and office leases	434,633.52
Japan		Kunihaltant Co., Limited	Construction	57,487.47
Kazakhstan		United Nations Development Program	Local purchases or Services via UNDP	41,201.07
Kenya		The African Virtual University	Equipment installation, maintenance, repairs	527,223.32
Lebanon		CHIP - Creative Hardware for Integrated Products	Security systems and installation - specialized	58,186.88
Monaco		Boss Securite Privee	Equipment installation, maintenance, repairs	232,378.32
Netherlands		ELSEVIER SCIENCE BV	Media services	63,009.00
Netherlands		UNESCO-IHE Institute of Water Education	Feasibility studies.	94,770.68

## Major contracts for services and works by UN organization

AGENCY	Location of Supplier	Name of Contractor	Description of Services	Contract Value USD
<b>IAEA continued</b>				
Netherlands		Xeikon International B.V.	Printing and copying equipment lease	457,245.98
Netherlands		Xeikon International B.V.	Printing and copying equipment lease	457,245.98
Nicaragua		Ministry of Health of the Republic of Nicaragua	Equipment installation, maintenance, repairs	59,576.75
Pakistan		G4S Wackenhut Pakistan (Pvt), Ltd.	Construction - specialized	240,225.07
Pakistan		Time and Tune	Security systems and installation - specialized	192,482.43
Palestine (State of)		United Nations Development Program	Local purchases or Services via UNDP	60,437.50
Palestine (State of)		United Nations Development Program	Local purchases or Services via UNDP	30,861.81
Peru		United Nations Development Program	Local purchases or Services via UNDP	38,075.63
Poland		National Centre for Nuclear Research	Freight forwarding.	57,711.10
Republic of Korea		Korea Hydro and Nuclear Power Co. Ltd.	Construction - specialized	82,999.06
Republic of Korea		Korea Institute of Radiological and Medical Sciences - KIRAMS	Inter-agency co-operation	127,021.23
Russian Federation		Aspect Scientific Production Center	Security systems and installation - specialized	121,057.01
Russian Federation		FSUE SRI SIA LUCH	Freight forwarding.	732,444.12
Russian Federation		Interdepartmental Special Training Center of Rosatom	Technical advisory services.	62,467.60
Russian Federation		Interdepartmental Special Training Center of Rosatom	Technical advisory services.	51,608.42
Russian Federation		Laboratory for Microparticle Analysis	Sample analysis	41,405.92
Slovakia		AMEC Nuclear Slovakia s.r.o	Technical advisory services.	124,860.69
Spain		One eSecurity	Subcontracted programmers	123,639.09
Switzerland		INTERNATIONAL LABOUR OFFICE GENEVA	Inter-agency co-operation	42,294.71
Switzerland		INTERNATIONAL LABOUR OFFICE GENEVA	Management consultancy.	55,482.89
Switzerland		SCRT	Inspection and Testing of Equipment	57,865.41
Switzerland		SCRT	Subcontracted programmers	31,472.35
Switzerland		SHL AG ZUERICH	Management consultancy.	32,116.59
Switzerland		SHL AG ZUERICH	Training	32,430.35
Switzerland		United Nations Internat.Computing Centre	Computer related services	816,255.51
Switzerland		United Nations Internat.Computing Centre	Equipment installation, maintenance, repairs	96,894.98
Switzerland		United Nations Internat.Computing Centre	Equipment installation, maintenance, repairs	50,524.14
Switzerland		United Nations Internat.Computing Centre	Telecommunications	1,318,958.31
Turkey		United Nations Development Program	Local purchases or Services via UNDP	37,878.85
Ukraine		Nikolaevenergmontaz TOV	Equipment installation, maintenance, repairs	62,702.78
Ukraine		United Nations Development Program	Local purchases or Services via UNDP	69,309.90
United Kingdom		Chartered Institute of Purchasing and Supply	Management consultancy.	141,448.78
United Kingdom		IQ CONSULTING	Equipment installation, maintenance, repairs	76,704.52
United Kingdom		KINGS COLLEGE LONDON	Technical advisory services.	70,885.13
United Kingdom		King's College London (Centre for Science and Security Studies)	Training	128,508.02
United Kingdom		King's College London (Centre for Science and Security Studies)	Training	64,236.78
United Kingdom		King's College London (Centre for Science and Security Studies)	Training	64,037.04
United Kingdom		Learnlab Ltd.	Management consultancy.	36,750.96
United Kingdom		Marsh Ltd	Insurance	80,171.88
United Kingdom		National Nuclear Laboratory	Sample analysis	41,405.92
United Kingdom		Willis Limited	Insurance	326,881.70
United Kingdom		Willis Limited	Insurance	214,644.95
United Kingdom		Willis Limited	Insurance	166,138.02
United Kingdom		Willis Limited	Insurance	52,800.26
United Kingdom		Willis Limited	Insurance	50,921.56
United Kingdom		Willis Limited	Insurance	31,942.28
United Kingdom		Zensar Technologies UK LTD	Equipment installation, maintenance, repairs	237,222.46
United Kingdom		Zensar Technologies UK LTD	Equipment installation, maintenance, repairs	133,746.25
United Kingdom		Zensar Technologies UK LTD	Equipment installation, maintenance, repairs	64,294.90
United Kingdom		Zensar Technologies UK LTD	Subcontracted programmers	204,714.96
United Kingdom		Zensar Technologies UK LTD	System design and development.	151,221.60
United States of America		AIR FORCE TECHNICAL APPLICATIONS CENTER	Sample analysis	209,858.55
United States of America		AMERICAN INSTITUTE OF PHYSICS	Media services	37,863.27
United States of America		Applied Spectra, Inc	Equipment installation, maintenance, repairs	30,861.55
United States of America		Canberra Industries, Inc.	Equipment installation, maintenance, repairs	145,339.01
United States of America		DIGITALGLOBE INC.	Satellite imagery	516,930.99
United States of America		Environmental Systems Research Institute, Inc	Technical advisory services.	30,303.96
United States of America		Level 3 Communications, LLC	Equipment installation, maintenance, repairs	83,608.89
United States of America		Los Gatos Research	Hydrology equipment	85,884.61
United States of America		Los Gatos Research	Hydrology equipment	63,456.37
United States of America		PICARRO INC	Hydrology equipment	95,373.55
United States of America		PICARRO INC	Hydrology equipment	64,825.38
United States of America		PICARRO INC	Hydrology equipment	63,890.19
United States of America		PICARRO INC	Hydrology equipment	61,278.21
United States of America		PICARRO INC	Hydrology equipment	59,374.82
United States of America		PICARRO INC	Hydrology equipment	59,361.95
United States of America		PICARRO INC	Hydrology equipment	59,361.95
United States of America		PICARRO INC	Hydrology equipment	59,361.95
United States of America		PICARRO INC	Hydrology equipment	59,361.95
United States of America		PICARRO INC	Hydrology equipment	54,214.49
United States of America		PICARRO INC	Hydrology equipment	52,158.59
United States of America		United Nations	Inter-agency co-operation	238,106.01
United States of America		United Nations	Inter-agency co-operation	132,813.02
United States of America		United Nations	Inter-agency co-operation	122,281.17
United States of America		United Nations	Inter-agency co-operation	41,107.77
United States of America		United Nations	Inter-agency co-operation	36,406.99
United States of America		UT-BATTELLE, LLC	Sample analysis	104,929.28
United States of America		UT-BATTELLE, LLC	Sample analysis	63,369.05
United States of America		UT-BATTELLE, LLC	Sample analysis	46,581.65
Viet Nam		United Nations Development Program	Local purchases or Services via UNDP	63,970.34
<b>IFAD</b>				
Belgium		MULTICORPORA INTERNATIONAL IN	Computer Related Services	128,846.68
Belgium		S.W.I.F.T. SCRL	Computer Related Services	30,218.60
Belgium		VAN BREDA INTERNATIONAL NV	Insurance	296,404.63
Burkina Faso		UNDP BURKINA FASO	Development: General	115,500.00
Cameroon		MBOSCUA	Development: General	70,620.00
Cameroon		UNDP CAMEROON	Development: General	210,000.00
Canada		UNISFERA INTERNATIONAL CENTRE	Rural Development	42,000.00
Chile		CORPORACION DE DERECHO PRIVADO RIMISP	Development: General	150,420.00
Chile		CORPORACION DE DERECHO PRIVADO RIMISP	Rural Development	175,000.00
China		INSTITUTE OF AGRICULTURAL ECONOMICS DEV.	Rural Development	30,630.00
Colombia		FUNDACION CINEP	Development: General	55,000.00
Congo		UNDP CONGO BRAZZAVILLA	Development: General	220,000.00
Costa Rica		TROPICAL AGRICULTURAL RESEARCH AND	Rural Development	180,000.00
Democratic Republic of the Congo		UNDP DR CONGO	Development: General	92,500.00
Denmark		UNIVERSITY OF COPENHAGEN	Rural Development	30,000.00
Dominican Republic		CENTRO PARA EL DESARROLLO AGROPECUARIO Y	Rural Development	30,000.00
Egypt		EL-ZANATY AND ASSOCIATES	Cleaning services	96,560.00
Egypt		PAN ARAB PROJECT FOR FAMILY HEALTH	Rural Development	38,000.00
Egypt		UNDP EGYPT REP	Development: General	54,381.00
France		CENTRE DE COOPERATION INTERNATIONALE	Rural Development	49,000.00
France		ECART GEIE	Rural Development	173,596.23
France		ECART GEIE	Rural Development	51,995.77
France		SICAULT, MAITRE JEAN DIDIER	LEGAL SERVICES	38,578.94
Germany		DEUTSCHE ASSET MANAGEMENT INTL GMBH	Investment	237,018.00
Germany		DeutscheGesellschaft fuer Internationale	Catering Services	64,294.90
Germany		UNIVERSITAET DES SAARLANDES	Rural Development	96,442.35
Ghana		UNDP GHANA	Development: General	110,000.00
Ghana		UNDP GHANA	Development: General	60,000.00
Guatemala		ASOCIACION GUATEMALTECA DE EXPORTADORES	Rural Development	70,000.00
Guinea		UNDP GUINEA	Development: General	135,000.00
Haiti		UNDP HAITI	Office building rental	128,400.00
India		SARATHI DEVELOPMENT FOUNDATION	Rural Development	42,382.00



## Major contracts for services and works by UN organization

AGENCY	Name of Contractor	Description of Services	Contract Value USD
<b>IFAD continued</b>			
India	WORLD FOOD PROGRAMME INDIA	Development: General	50,000.00
Ireland	MICROSOFT IRELAND OPERATIONS LIMITED	OPERATIONS, MAINTENANCE AND SUPPORT	56,278.50
Italy	A.T.I. SANITAL - PIEMONTE - LA TECNICA	General Building Maintenance	494,628.84
Italy	A.T.I. SANITAL - PIEMONTE - LA TECNICA	General Building Maintenance	493,985.89
Italy	AASTRA ITALIA SPA	Computer Related Services	126,011.57
Italy	AASTRA ITALIA SPA	Computer Related Services	44,106.30
Italy	AMERICAN EXPRESS	Travel	52,078.87
Italy	ARAN PARK HOTEL	Conference organizing services	77,153.88
Italy	ARS MEDICA SPA	Medical Practice	46,806.69
Italy	AUS.TECH SPA	Security Services	109,105.87
Italy	AZIENDA MUNICIPALE AMBIENTE AMA	Cleaning services	237,891.13
Italy	BUSINESS NETWORK BUILDERS SRL	IT Related Consultancy	144,277.75
Italy	BUSINESS NETWORK BUILDERS SRL	IT Related Consultancy	122,931.85
Italy	BUSINESS NETWORK BUILDERS SRL	IT Related Consultancy	104,414.92
Italy	BUSINESS NETWORK BUILDERS SRL	IT Related Consultancy	46,806.69
Italy	BUSINESS NETWORK BUILDERS SRL	IT Related Consultancy	32,147.45
Italy	CARLSONWAGONLIT ITALIA SRL	Travel	46,012.19
Italy	CARLSONWAGONLIT ITALIA SRL	Travel	38,118.23
Italy	COLT TECHNOLOGY SERVICES S.P.A.	Telecommunications	230,690.10
Italy	COLT TECHNOLOGY SERVICES S.P.A.	Telecommunications	144,483.50
Italy	DALLA VEDOVA RICCARDO	LEGAL SERVICES	39,545.58
Italy	DE BESI DI GIACOMO SPA	Insurance	113,089.58
Italy	DELOITTE AND TOUCHE	Auditing	176,168.02
Italy	DHL EXPRESS (ITALY) S.R.L.	Postal and Delivery Services	78,439.78
Italy	DHL EXPRESS (ITALY) S.R.L.	Postal and Delivery Services	38,576.94
Italy	DISTRETTO TECNOLOGICO TRENINO SOCIETA	Cleaning services	36,005.14
Italy	EDISCO SRL	Computer Related Services	88,726.96
Italy	ENEL ENERGIA SPA	Public Utilities	64,294.90
Italy	ENERGRID SPA	Public Utilities	642,948.99
Italy	ENERGRID SPA	Public Utilities	56,579.51
Italy	ENI SPA REFINING AND MARKETING	Public Utilities	144,277.75
Italy	ESSO ITALIANA SRL	Public Utilities	963,137.59
Italy	FAO	Development: General	326,645.00
Italy	FAO	Development: General	240,000.00
Italy	FAO	Development: General	106,590.40
Italy	FAO	Development: General	99,847.00
Italy	FAO	Development: General	81,632.00
Italy	FAO	Development: General	80,240.00
Italy	FAO	Development: General	73,807.00
Italy	FAO	Development: General	70,446.00
Italy	FAO	Development: General	67,422.00
Italy	FAO	Development: General	66,091.00
Italy	FAO	Development: General	63,640.00
Italy	FAO	Development: General	61,048.00
Italy	FAO	Development: General	61,000.00
Italy	FAO	Development: General	56,751.32
Italy	FAO	Development: General	51,867.00
Italy	FAO	Development: General	50,837.00
Italy	FAO	Development: General	49,294.00
Italy	FAO	Development: General	48,359.00
Italy	FAO	Development: General	47,000.00
Italy	FAO	Development: General	42,000.00
Italy	FAO	Development: General	41,968.00
Italy	FAO	Development: General	35,053.00
Italy	FAO	Development: General	34,807.00
Italy	FAO	Development: General	34,173.00
Italy	FAO	Development: General	30,771.00
Italy	FAO	General Building Maintenance	56,113.00
Italy	FAO	General Building Maintenance	33,450.00
Italy	FAO	Rural Development	135,688.58
Italy	FAO	Rural Development	30,205.00
Italy	GEMMO SPA	General Building Maintenance	233,417.78
Italy	GEMMO SPA	General Building Maintenance	227,447.36
Italy	GEMMO SPA	Security Services	33,304.76
Italy	IRDI SYSTEMS SRL	General Building Maintenance	57,097.73
Italy	ISTITUTO DI VIGILANZA NUOVA	Security Services	196,001.71
Italy	ISTITUTO DI VIGILANZA NUOVA	Security Services	196,001.71
Italy	ISTITUTO DI VIGILANZA NUOVA	Security Services	196,001.71
Italy	ISTITUTO DI VIGILANZA NUOVA	Security Services	196,001.71
Italy	ITALBUS SRL	Transport Operations	60,507.29
Italy	LANGIANO ELENA	Office building rental	154,307.76
Italy	MERLO SpA	Conference organizing services	283,926.28
Italy	MERLO SpA	Conference organizing services	169,738.53
Italy	MICROSOFT SRL	Computer Related Services	64,294.90
Italy	NETCOM SRL	Computer Related Services	34,258.34
Italy	ORACLE ITALIA SRL	Catering Services	37,517.36
Italy	ORACLE ITALIA SRL	Computer Related Services	599,431.30
Italy	ORACLE ITALIA SRL	Computer Related Services	245,073.69
Italy	ORACLE ITALIA SRL	IT Related Consultancy	313,244.75
Italy	ORACLE ITALIA SRL	IT Related Consultancy	158,832.00
Italy	ORACLE ITALIA SRL	IT Related Consultancy	99,000.00
Italy	PEDEVILLA SPA	Catering Services	43,275.61
Italy	PRELIOS SGR S.p.A. FONDO ANASTASIA	Office building rental	8,566,035.15
Italy	SYBASE ITALIA SRL	Computer Related Services	30,339.48
Italy	TELECOM ITALIA SPA	Telecommunications	38,576.94
Italy	TELECOM ITALIA SPA	Telecommunications	38,576.94
Italy	TIM	Telecommunications	336,739.42
Italy	TIM	Telecommunications	38,576.94
Italy	TIM	Telecommunications	34,076.30
Italy	TIM	Telecommunications	33,433.35
Italy	TIM	Telecommunications	32,147.45
Italy	TIM	Telecommunications	30,861.55
Italy	TOWERS WATSON ITALIA SRL	Human Resources Management	34,900.00
Italy	TOWERS WATSON ITALIA SRL (EUR)	Human Resources Management	54,007.72
Italy	TRIUMPH C AND C SRL	Conference organizing services	61,980.28
Italy	TRIUMPH C AND C SRL	Conference organizing services	52,336.05
Italy	XEROX S.P.A.	PRINTING, PUBLISHING AND BOOKBINDING	229,908.89
Italy	XEROX S.P.A.	PRINTING, PUBLISHING AND BOOKBINDING	214,865.84
Italy	XEROX S.P.A.	PRINTING, PUBLISHING AND BOOKBINDING	61,937.41
Kenya	BIOGAS INTERNATIONAL	Rural Development	30,000.00
Kenya	FRIENDS OF LAKE TURKANA TRUST	Rural Development	35,000.00
Kenya	INTERNATIONAL CENTRE FOR RESEARCH IN	Rural Development	50,000.00
Kenya	WELL TOLD STORY LIMITED	Communications and Mass Media	31,000.00
Luxembourg	INFEUROPE S.A.	IT Related Consultancy	81,491.21
Luxembourg	INFEUROPE S.A.	IT Related Consultancy	42,991.43
Mali	UNDP MALI	Development: General	50,000.00
Mozambique	INSTITUTO NACIONAL DE DESENVOLVIMENTO DE	Rural Development	40,520.00
Netherlands	ST DLO CENTRE FOR DEVELOPMENT INNOVATION	Rural Development	40,000.00
Netherlands	STICHTING CONTEXT, INTERNATIONAL	Rural Development	100,800.00
Netherlands	STICHTING CONTEXT, INTERNATIONAL	Rural Development	43,200.00
Nigeria	OXFAM GB	Rural Development	49,885.00
Nigeria	UNDP NIGERIA	Development: General	55,000.00
Peru	UNDP REPRESENTATIVE IN PERU USD ACCOUNT	Rural Development	62,000.00

## Major contracts for services and works by UN organization

AGENCY	Location of Supplier	Name of Contractor	Description of Services	Contract Value USD
<b>IFAD continued</b>				
	Philippines	INTERNATIONAL INSTITUTE OF RURAL	Rural Development	50,000.00
	Rwanda	ALUPA asbl	Rural Development	49,600.00
	Senegal	CICODEV AFRIQUE	Development, General	37,500.00
	Senegal	CNCR	Rural Development	40,000.00
	Senegal	CNCR	Rural Development	30,000.00
	Senegal	FRAO/WARF	Rural Development	79,700.00
	Senegal	FRAO/WARF	Rural Development	54,300.00
	Senegal	UNDP SENEGAL	Development, General	60,000.00
	Senegal	UNDP SENEGAL	Development, General	35,000.00
	South Africa	SA BUSINESS RESOURCES INSTITUTE	Rural Development	45,000.00
	South Africa	SA BUSINESS RESOURCES INSTITUTE	Rural Development	45,000.00
	Spain	FUNDACION PARA LA INVESTIGACION DEL	Rural Development	50,000.00
	Switzerland	AMERICAN EXPRESS INT INC	Travel	55,066.37
	Switzerland	CENTRE FOR DEVELOPMENT AND ENVIRONMENT	Development, General	35,000.00
	Switzerland	CENTRE FOR DEVELOPMENT AND ENVIRONMENT	Rural Development	50,000.00
	Switzerland	HELVETAS SWISS INTERCOOPERATION	Rural Development	131,480.00
	Switzerland	HELVETAS SWISS INTERCOOPERATION	Rural Development	75,268.50
	Switzerland	INTERNATIONAL COMPUTING CENTRE ICC	Rural Development	663,972.00
	Switzerland	INTERNATIONAL COMPUTING CENTRE ICC	Rural Development	642,390.00
	Switzerland	INTERNATIONAL COMPUTING CENTRE ICC	Rural Development	583,761.00
	Switzerland	INTERNATIONAL COMPUTING CENTRE ICC	Rural Development	565,450.00
	Switzerland	INTERNATIONAL COMPUTING CENTRE ICC	Rural Development	217,443.00
	Switzerland	INTERNATIONAL COMPUTING CENTRE ICC	Rural Development	214,968.00
	Switzerland	LGT CAPITAL MANAGEMENT LTD	Investment	332,875.00
	Switzerland	WORLD HEALTH ORGANIZATION	Rural Development	30,000.00
	Syrian Arab Republic	LICENSE No. SY-344 INTERNATIONAL CENTER	Rural Development	47,000.00
	Timor-Leste	Bidoon Salva Ai Haan	Rural Development	47,000.00
	Uganda	UNITED NATIONS DEVELOPMENT PROGRAMME	Development, General	105,000.00
	United Kingdom	AMUNDI	Investment	67,000.00
	United Kingdom	AMUNDI	Investment	67,000.00
	United Kingdom	BARING ASSET MANAGEMENT LIMITED	Investment	45,951.00
	United Kingdom	BLOOMBERG L.P.	Investment	57,761.17
	United Kingdom	BLOOMBERG L.P.	Investment	57,720.00
	United Kingdom	BLOOMBERG L.P.	Investment	56,944.35
	United Kingdom	BLOOMBERG L.P.	Investment	51,738.50
	United Kingdom	CEDAR CONSULTING	IT Related Consultancy	82,914.70
	United Kingdom	CEDAR CONSULTING	IT Related Consultancy	60,180.03
	United Kingdom	CEDAR CONSULTING	IT Related Consultancy	53,493.36
	United Kingdom	DEVELOPING MARKETS ASSOCS LTD	Investment	46,851.69
	United Kingdom	EMERGING FERVOUR	Computer Related Services	32,147.45
	United Kingdom	LEARNING TREE INTERNATIONAL LTD	Professional Training	46,634.38
	United Kingdom	LEARNING TREE INTERNATIONAL LTD	Professional Training	43,623.88
	United Kingdom	LEARNING TREE INTERNATIONAL LTD	Professional Training	42,539.63
	United Kingdom	MICROSOFT TECH. IRELAND OPERATIONS LTD	OPERATIONS, MAINTENANCE AND SUPPORT	99,470.71
	United Kingdom	MOODY S ANALYTICS INC	OPERATIONS, MAINTENANCE AND SUPPORT	34,204.89
	United Kingdom	MORGAN STANLEY INVESTMENT MANAGEMENT	Investment	261,255.00
	United Kingdom	MORGAN STANLEY INVESTMENT MANAGEMENT	Investment	214,000.00
	United Kingdom	NOMURA ASSET MANAGEMENT U.K. LIMITED	Investment	250,000.00
	United Kingdom	NOMURA ASSET MANAGEMENT U.K. LIMITED	Investment	32,700.00
	United Kingdom	ORGANISATION DEVELOPMENT & RESEARCH LTD	Professional Training	45,688.75
	United Kingdom	ORGANIZATION FOR DEVELOPMENT AND RES.LTD	Professional Training	35,362.19
	United Kingdom	SKILLSEARCH LIMITED	IT Related Consultancy	63,651.95
	United Kingdom	SKILLSEARCH LIMITED	IT Related Consultancy	47,063.87
	United Kingdom	SKILLSEARCH LIMITED	IT Related Consultancy	47,063.87
	United Kingdom	SKILLSEARCH LIMITED	IT Related Consultancy	39,862.84
	United Kingdom	SKILLSEARCH LIMITED	IT Related Consultancy	32,147.45
	United Kingdom	SKILLSEARCH LIMITED	IT Related Consultancy	32,147.45
	United Kingdom	SKILLSEARCH LIMITED	OPERATIONS, MAINTENANCE AND SUPPORT	64,192.03
	United Kingdom	SKILLSEARCH LIMITED	OPERATIONS, MAINTENANCE AND SUPPORT	62,539.65
	United Kingdom	SKILLSEARCH LIMITED	OPERATIONS, MAINTENANCE AND SUPPORT	56,373.77
	United Kingdom	SKILLSEARCH LIMITED	OPERATIONS, MAINTENANCE AND SUPPORT	44,042.01
	United Kingdom	SPONGE UK LTD	IT Related Consultancy	48,088.50
	United Kingdom	SPONGE UK LTD	IT Related Consultancy	47,719.00
	United Kingdom	SQUARE ONE RESOURCES LTD	IT Related Consultancy	92,468.92
	United Kingdom	SQUARE ONE RESOURCES LTD	IT Related Consultancy	73,039.01
	United Kingdom	SQUARE ONE RESOURCES LTD	IT Related Consultancy	62,976.85
	United Kingdom	SQUARE ONE RESOURCES LTD	IT Related Consultancy	45,662.24
	United Kingdom	SQUARE ONE RESOURCES LTD	IT Related Consultancy	43,617.66
	United Kingdom	SQUARE ONE RESOURCES LTD	IT Related Consultancy	43,463.35
	United Kingdom	SQUARE ONE RESOURCES LTD	IT Related Consultancy	33,394.77
	United Kingdom	THE NORTHERN TRUST COMPANY LONDON	Investment	500,000.00
	United Kingdom	THE NORTHERN TRUST COMPANY LONDON	Investment	176,334.00
	United Kingdom	WILLIS LIMITED	Insurance	371,738.00
	United Kingdom	WILLIS LIMITED	Insurance	74,389.20
	United States of America	BLACKROCK FINANCIAL MANAGEMENT INC	Investment	160,397.00
	United States of America	BLUECADET	IT Related Consultancy	39,750.00
	United States of America	EMERGING MARKETS FORUM	Rural Development	406,507.00
	United States of America	EMERGING MARKETS FORUM	Rural Development	70,737.00
	United States of America	FISCHER FRANCIS TREES AND WATTS	Investment	352,456.00
	United States of America	INTER-AMERICAN DIALOGUE	Rural Development	45,000.00
	United States of America	INTERNATIONAL INITIATIVE FOR IMPACT	Rural Development	49,500.00
	United States of America	PACIFIC INVESTMENT MANAGEMENT COMPANY	Investment	271,571.00
	United States of America	PAYDEN and RYGEL	Investment	286,521.00
	United States of America	PAYDEN and RYGEL	Investment	286,000.00
	United States of America	PAYDEN and RYGEL	Investment	227,000.00
	United States of America	STRATEGYONE	Communications and Mass Media	160,000.00
	United States of America	STRATEGYONE	Communications and Mass Media	73,000.00
	United States of America	UNDP REP IN PAKISTAN USD ACCOUNT	Development, General	130,000.00
	United States of America	UNIC	GENERAL MANAGEMENT SERVICES	84,178.00
	United States of America	UNIC	GENERAL MANAGEMENT SERVICES	60,600.00
	United States of America	UNNY	Development, General	75,000.00
	United States of America	UNNY	Security Services	68,894.76
	United States of America	UNNY	Telecommunications	40,500.00
	United States of America	UNION GAINS ACCOUNT	Development, General	253,353.00
	United States of America	UNION GAINS ACCOUNT	Development, General	57,000.00
	United States of America	UNION GAINS ACCOUNT	Development, General	46,000.00
	United States of America	UNOPS	Rural Development	47,350.00
	United States of America	WELLINGTON MANAGEMENT COMPANY LLP	Investment	149,831.00
	United States of America	WORLD BANK USA	Development, General	42,236.00
	United States of America	WORLD BANK USA	Development, General	33,684.00
	Uruguay	FUNDACION PARA EL DESARROLLO REGIONAL	Catering Services	52,500.00
	Yemen	FISHERY COOPERATIVE UNION	Rural Development	34,850.00
	Zambia	WFP ZAMBIA LUSAKA INPREST ACCOUNT	Development, General	35,350.00
<b>ILO</b>				
	Albania	BIT ALBANIA SHPK	SEMINARS	44,075.98
	Albania	BIT ALBANIA SHPK	SEMINARS	35,801.86
	Albania	INSTITUTE OF STATISTICS (INSTAT)	FEASIBILITY STUDIES	122,475.82
	Albania	KESHILLI I QARKUT SHKODER	SUBSIDIES	90,000.00
	Armenia	INTERNATIONAL CENTER FOR HUMAN DEVELOPMENT NGO	FEASIBILITY STUDIES	90,700.00
	Austria	INTERNATIONAL ATOMIC ENERGY AGENCY (IAEA)	COMPUTER RELATED SERVICES N.E.C.	37,267.08
	Bangladesh	BANGLADESH BUREAU OF STATISTICS (SWTS-2013)	ECONOMICS, STATISTICS, FEASIBILITY, TECHNICAL AND OTHER GENERAL ST	100,000.00
	Bangladesh	BANGLADESH BUREAU OF STATISTICS (SWTS-2013)	FEASIBILITY STUDIES	245,425.91
	Bangladesh	Human Development Research Centre	SOCIAL ASPECTS	49,172.00



## Major contracts for services and works by UN organization

AGENCY	Location of Supplier	Name of Contractor	Description of Services	Contract Value USD
<b>ILO continued</b>				
	Bangladesh	International Organisation for Migration	SOCIAL ASPECTS	500,000.00
	Bangladesh	The Business Automation Limited	RESEARCH/STUDY/TRAINING	54,185.00
	Bangladesh	The United Nations Development Fund for Women	RESEARCH/STUDY/TRAINING	50,000.00
	Belgium	EDUCATION INTERNATIONALE	DOCUMENTATION, LIBRARY AND INFORMATION SERVICES	185,722.22
	Belgium	FACULTES UNIVERSITAIRES NOTRE DAME DE DE LA PAIX	FEASIBILITY STUDIES	50,000.00
	Belgium	INTERNATIONAL ASSOCIATION OF ECONOMIC AND SOCIAL COUNCILS AN	SEMINARS	50,000.00
	Belgium	ITGLWF	EMPLOYMENT	200,450.00
	Belgium	ITGLWF	SUBSIDIES	37,520.00
	Belgium	ITUC-CSI	SEMINARS	100,000.00
	Belgium	ITUC-CSI	SEMINARS	75,000.00
	Belgium	ITUC-CSI	SEMINARS	36,500.00
	Belgium	ITUC-CSI	SUBSIDIES	80,000.00
	Belgium	ITUC-CSI	SUBSIDIES	45,000.00
	Belgium	UNIVERSITY OF ANTWERP - UNIVERSITEIT ANTWERPEN	FEASIBILITY STUDIES	142,726.08
	Benin	Action Research for Endogenous Development	SOCIAL ASPECTS	109,480.00
	Benin	Centre de Suivi et d'Assistance en Management	SOCIAL ASPECTS	189,426.00
	Benin	Fondation Terre des Hommes	SOCIAL ASPECTS	198,379.00
	Benin	INSTITUT NATIONAL DE LA STATISTIQUE ET DE L'ANALYSE ECONOMIQUE	FEASIBILITY STUDIES	99,926.00
	Benin	Mutuelle de Jeunes Chrétiens pour le Développement	SOCIAL ASPECTS	169,924.00
	Benin	Soutien à la Promotion Agricole au Bénin	SOCIAL ASPECTS	290,292.00
	Bolivia (Plurinational State of)	CENTRO DE MULTISERVICIOS EDUCATIVOS/PA/EDMP-TEC	FEASIBILITY STUDIES	150,000.00
	Bolivia (Plurinational State of)	FUNDACION ARCO IRIS	FEASIBILITY STUDIES	64,741.58
	Bolivia (Plurinational State of)	Fundacion Educacion para el Desarrollo	SOCIAL ASPECTS	66,268.00
	Bolivia (Plurinational State of)	FUNDACION EDUCACION PARA EL DESARROLLO-FAUTAPO	FEASIBILITY STUDIES	46,382.77
	Botswana	Humana People to People	SOCIAL ASPECTS	85,000.00
	Brazil	FUNDACAO ECONOMIA DE CAMPINAS (FECAMP)	PROJECT MANAGEMENT	58,687.00
	Brazil	ORGANIZACAO REGIONAL INTERAMERICANA DE TRABALHADORES CSA-T	SEMINARS	75,000.00
	Brazil	ORGANIZACAO REGIONAL INTERAMERICANA DE TRABALHADORES CSA-T	SEMINARS	50,000.00
	Brazil	ORGANIZACAO REGIONAL INTERAMERICANA DE TRABALHADORES CSA-T	SEMINARS	50,000.00
	Brazil	ORGANIZACAO REGIONAL INTERAMERICANA DE TRABALHADORES CSA-T	SEMINARS	45,000.00
	Burkina Faso	FEDERATION DES CAISSES POPULAIRES DU BURKINA-FCPB	Economics, Statistics, Feasibility, Technical & Other General Studies	35,696.00
	Cambodia	CAMBODIAN FEDERATION OF EMPLOYERS AND BUSINESS ASSOCIATIONS	PROJECT MANAGEMENT	38,289.00
	Cambodia	NATIONAL INSTITUTE OF STATISTICS (NIS)	Economics, Statistics, Feasibility, Technical & Other General Studies	98,000.00
	Cambodia	The Cambodian Centre for the Protection of Children's Rights	SOCIAL ASPECTS	30,330.00
	Canada	COMMONWEALTH OF LEARNING	TRAINING	49,552.24
	Canada	OFFICE OF THE AUDITOR GENERAL OF CANADA - ACCOUNTING OPERATI	AUDITING	520,000.00
	Canada	OFFICE OF THE AUDITOR GENERAL OF CANADA - ACCOUNTING OPERATI	AUDITING	520,000.00
	Canada	OFFICE OF THE AUDITOR GENERAL OF CANADA - ACCOUNTING OPERATI	AUDITING	128,264.67
	Canada	OFFICE OF THE AUDITOR GENERAL OF CANADA - ACCOUNTING OPERATI	AUDITING	127,529.00
	Cape Verde	ASSOCIATION COMMERCIALE DE SOTAVENTO	Economics, Statistics, Feasibility, Technical & Other General Studies	64,518.85
	Costa Rica	Centro Nacional de Tecnología Agropecuaria y Forestal	SOCIAL ASPECTS	170,000.00
	Cote d'Ivoire	Agence Nationale d'Appui au Développement Rural Zone Soubéré	SOCIAL ASPECTS	208,287.00
	Cote d'Ivoire	Direction Régionale de la Famille de la Femme et de l'Enfant	SOCIAL ASPECTS	36,774.00
	Cote d'Ivoire	Direction Régionale de la Famille, de la Femme et de l'Enfant de Dimbokro	SOCIAL ASPECTS	224,022.00
	Cote d'Ivoire	Fraternité Sans Limites	SOCIAL ASPECTS	55,000.00
	Cote d'Ivoire	Institut National des Statistiques	SOCIAL ASPECTS	119,096.00
	Cote d'Ivoire	International Cocoa Initiative	SOCIAL ASPECTS	241,373.00
	Cote d'Ivoire	La Direction de la lutte Contre le Travail des Enfants	SOCIAL ASPECTS	352,810.00
	Cote d'Ivoire	LE CENTRE SOCIAL DE MBATTO	SOCIAL ASPECTS	36,194.00
	Cote d'Ivoire	Service Autonome de l'Alphabétisation et de l'Education Non Formelle	SOCIAL ASPECTS	179,122.00
	Cote d'Ivoire	Services Droits de l'Enfant et de la Famille	SOCIAL ASPECTS	224,423.00
	Democratic Republic of the Congo	Guichet d'Economie Locale du Sud-Kivu	SOCIAL ASPECTS	131,080.00
	Denmark	ADVIZING IT	FREIGHT FORWARDING	51,175.00
	Egypt	CENTRAL AGENCY FOR PUBLIC MOBILIZATION AND STATISTICS (CAPMAS)	FEASIBILITY STUDIES	101,000.00
	El Salvador	Asociacion Agape El Salvador	SOCIAL ASPECTS	41,500.00
	El Salvador	ASOCIACION COOPERATIVA DE SERVICIOS DE SEGUROS FUTURO A.C. DI	SUBSIDIES	54,302.00
	El Salvador	Corporation de Municipalidades de la Republica de El Salvador	SOCIAL ASPECTS	89,917.00
	El Salvador	Direccion General de Estadística y Censos	SOCIAL ASPECTS	134,500.00
	El Salvador	Direccion General de Estadística y Censos	SOCIAL ASPECTS	96,357.00
	El Salvador	Fundacion del Azucar	SOCIAL ASPECTS	41,290.00
	El Salvador	Fundacion Promotora de la Competitividad de Micro y Pequena Empresa	SOCIAL ASPECTS	73,600.00
	El Salvador	Fundacion Salvador del Mundo	SOCIAL ASPECTS	132,500.00
	El Salvador	Ministerio de Economia	SOCIAL ASPECTS	151,000.00
	El Salvador	Universidad Don Bosco	SOCIAL ASPECTS	49,950.00
	Ethiopia	Fre Tsaeri Construction Cooperative	SOCIAL ASPECTS	30,215.00
	Ethiopia	Miebabel Construction Cooperative	SOCIAL ASPECTS	44,715.00
	France	A.C.E.S. APPAREILS ELEVATEURS CONSEILS ETUDES ET SERVICES	BUILDING MAINTENANCE AND REPAIR N.E.C.	178,140.77
	France	ABSODIA	FEASIBILITY STUDIES	74,369.19
	France	ABSODIA	FEASIBILITY STUDIES	60,225.85
	France	ATLANTIC TELEVISION SARL	Economics, Statistics, Feasibility, Technical & Other General Studies	58,852.98
	France	CENTRE INTERNATIONAL DE DEVELOPPEMENT ET DE RECHERCHE	SUBSIDIES	248,660.00
	France	CITADINES FERNEY VOLTAIRE	SEMINARS	65,597.88
	France	CITADINES FERNEY VOLTAIRE	SEMINARS	50,184.72
	France	GALLENIA INFORMATIQUE	SYSTEM DESIGN AND DEVELOPMENT	47,500.00
	France	GALLENIA INFORMATIQUE	SYSTEM DESIGN AND DEVELOPMENT	33,076.07
	France	INSTITUT NATIONAL D'ETUDES DEMOGRAPHIQUES	FEASIBILITY STUDIES	140,604.00
	France	TUAC / COM SYND CONSULTATIVE	SEMINARS	107,532.11
	Germany	HOCHSCHULE FÜR WIRTSCHAFT UND RECHT BERLIN (INSTITUTE OF MAN	PROJECT MANAGEMENT	46,487.38
	Germany	UNIVERSITÄT KASSEL	PROJECT MANAGEMENT	60,927.15
	Ghana	Child Aid and Youth Development Network	SOCIAL ASPECTS	249,942.00
	Ghana	Child Rights International	SOCIAL ASPECTS	249,974.00
	Ghana	Development Fortress Association	SOCIAL ASPECTS	249,800.00
	Ghana	General Agricultural Workers Union	RESEARCH/STUDY/TRAINING	181,834.00
	Ghana	Global Response Initiative	SOCIAL ASPECTS	249,555.00
	Ghana	International Cocoa Initiative	SOCIAL ASPECTS	217,786.00
	Ghana	National Commission on Civic Education	SOCIAL ASPECTS	55,000.00
	Ghana	National Programme for the Elimination of Worst Forms of Child Labour in Cocoa	SOCIAL ASPECTS	224,696.00
	Ghana	Oasis Foundation International	SOCIAL ASPECTS	78,099.00
	Ghana	OATUU / ORG AFRICAN TRADE UNION UNITY	SEMINARS	40,000.00
	Ghana	The Institute for Statistical Social and Economic Research	RESEARCH/STUDY/TRAINING	351,450.00
	Greece	WORLD FEDERATION OF TRADE UNIONS (WFTU)	SEMINARS	30,000.00
	Guatemala	ASEGURADORA RURAL, S.A.	SUBSIDIES	217,000.00
	Guernsey	STEPHENSON & ASSOCIATES LTD.	SYSTEM DESIGN AND DEVELOPMENT	87,078.28
	Haiti	ENTREPRENEURS DU MONDE	FEASIBILITY STUDIES	376,812.00
	Haiti	ENTREPRENEURS DU MONDE	PROJECT MANAGEMENT	142,636.00
	Haiti	HAITI TEC	FEASIBILITY STUDIES	30,000.00
	Haiti	HAITI TEC	PROJECT MANAGEMENT	47,899.00
	Haiti	J/P HAITIAN RELIEF ORGANIZATION	FEASIBILITY STUDIES	176,046.00
	Haiti	SIMA CAR RENTAL	LEASING OR RENTAL SERVICES	40,290.00
	Haiti	SIMA CAR RENTAL	LEASING OR RENTAL SERVICES	31,220.00
	Haiti	UNITED NATIONS DEVELOPMENT PROGRAM (UNDP) - HAITI	LEASING OR RENTAL SERVICES	67,664.37
	Haiti	VIVA RIO	FEASIBILITY STUDIES	149,800.00
	India	CIRM ADVISORY SERVICES PRIVATE LIMITED	SUBSIDIES	75,000.00
	India	Development and Research Services Private Limited	SOCIAL ASPECTS	45,455.00
	India	FINO FINTECH FOUNDATION	SUBSIDIES	285,000.00
	India	Institute for Human Development	SOCIAL ASPECTS	49,628.00
	India	NATIONAL COUNCIL OF APPLIED ECONOMIC RESEARCH	FEASIBILITY STUDIES	56,430.00
	India	SBI LIFE INSURANCE COMPANY LIMITED	SUBSIDIES	65,000.00
	India	SILBURY IT SOLUTIONS INDIA PRIVATE LIMITED	FEASIBILITY STUDIES	30,199.67
	India	TATA INSTITUTE OF SOCIAL SCIENCES - PROJECTS ACCOUNTS	PROJECT MANAGEMENT	38,623.44
	India	UNITED NATIONS OFFICE ON DRUGS AND CRIME	SUBSIDIES	55,000.00
	India	V.V. Giri National Labour Institute	SOCIAL ASPECTS	57,709.00
	Indonesia	CV DAYAH INDAH	CONSTRUCTION/REHABILITATION	44,160.00

## Major contracts for services and works by UN organization

AGENCY			Contract Value
Location of Supplier	Name of Contractor	Description of Services	USD
<b>ILO continued</b>			
Indonesia	CV GAPU GAGAH GETNA	CONSTRUCTION/REHABILITATION	51,648.00
Indonesia	CV PEUSANGAN BUMI AGUNG	CONSTRUCTION/REHABILITATION	63,081.00
Indonesia	CV. DEWI RAMA	CONSTRUCTION/REHABILITATION	79,896.00
Indonesia	CV. KARYA LEUGUNA	CONSTRUCTION/REHABILITATION	62,180.00
Indonesia	CV. MENANTI FAJAR	CONSTRUCTION/REHABILITATION	69,177.00
Indonesia	CV. SURYA AJIE	CONSTRUCTION/REHABILITATION	63,864.00
Indonesia	CV. TIJUE JAYA	CONSTRUCTION/REHABILITATION	46,341.00
Indonesia	CV. WIJAYA KARYA	CONSTRUCTION/REHABILITATION	63,066.00
Indonesia	CV.KANA GUNA	CONSTRUCTION/REHABILITATION	68,253.00
Indonesia	Kiroyan Partners	SOCIAL ASPECTS	70,000.00
Indonesia	Panitia Pengembangan Social Ekonom - Keuskupan Atambua	SOCIAL ASPECTS	383,736.00
Indonesia	TW WELCH & PARTNERS LTD	SOCIAL ASPECTS	58,256.00
Indonesia	United Nations Development Programme	SOCIAL ASPECTS	37,334.00
Indonesia	UNIVERSITAS VICTORY	SUBSIDIES	41,748.37
Indonesia	Yayasan Pusaka Nias	SOCIAL ASPECTS	34,710.00
Ireland	INTERACTIVE SERVICES	TRAINING	428,516.00
Ireland	MICROSOFT IRELAND OPERATIONS LTD	VENDOR-SPECIFIC SOFTWARE SUPPORT AND MAINTENANCE	171,964.57
Ireland	MICROSOFT IRELAND OPERATIONS LTD	VENDOR-SPECIFIC SOFTWARE SUPPORT AND MAINTENANCE	127,701.22
Israel	THE INTERNATIONAL INSTITUTE OF LEADERSHIP-HISTADRUT	SEMINARS	38,000.00
Israel	UNDP PALESTINE JERUSALEM	LEASING OR RENTAL SERVICES	36,758.96
Italy	DIMENSIONE SPA	BUILDING MAINTENANCE AND REPAIR N.E.C.	91,923.16
Italy	INTERNATIONAL TRAINING CENTRE IN TURIN (ITC)	AUDITING	33,976.83
Italy	INTERNATIONAL TRAINING CENTRE IN TURIN (ITC)	Economics, Statistics, Feasibility, Technical & Other General Studies	145,683.93
Italy	INTERNATIONAL TRAINING CENTRE IN TURIN (ITC)	Economics, Statistics, Feasibility, Technical & Other General Studies	121,133.12
Italy	INTERNATIONAL TRAINING CENTRE IN TURIN (ITC)	Economics, Statistics, Feasibility, Technical & Other General Studies	113,703.41
Italy	INTERNATIONAL TRAINING CENTRE IN TURIN (ITC)	Economics, Statistics, Feasibility, Technical & Other General Studies	106,405.47
Italy	INTERNATIONAL TRAINING CENTRE IN TURIN (ITC)	Economics, Statistics, Feasibility, Technical & Other General Studies	96,162.71
Italy	INTERNATIONAL TRAINING CENTRE IN TURIN (ITC)	Economics, Statistics, Feasibility, Technical & Other General Studies	88,741.81
Italy	INTERNATIONAL TRAINING CENTRE IN TURIN (ITC)	Economics, Statistics, Feasibility, Technical & Other General Studies	63,107.57
Italy	INTERNATIONAL TRAINING CENTRE IN TURIN (ITC)	Economics, Statistics, Feasibility, Technical & Other General Studies	62,470.20
Italy	INTERNATIONAL TRAINING CENTRE IN TURIN (ITC)	Economics, Statistics, Feasibility, Technical & Other General Studies	58,681.52
Italy	INTERNATIONAL TRAINING CENTRE IN TURIN (ITC)	Economics, Statistics, Feasibility, Technical & Other General Studies	58,468.87
Italy	INTERNATIONAL TRAINING CENTRE IN TURIN (ITC)	Economics, Statistics, Feasibility, Technical & Other General Studies	55,689.05
Italy	INTERNATIONAL TRAINING CENTRE IN TURIN (ITC)	Economics, Statistics, Feasibility, Technical & Other General Studies	52,424.64
Italy	INTERNATIONAL TRAINING CENTRE IN TURIN (ITC)	Economics, Statistics, Feasibility, Technical & Other General Studies	46,290.96
Italy	INTERNATIONAL TRAINING CENTRE IN TURIN (ITC)	Economics, Statistics, Feasibility, Technical & Other General Studies	44,482.31
Italy	INTERNATIONAL TRAINING CENTRE IN TURIN (ITC)	Economics, Statistics, Feasibility, Technical & Other General Studies	39,256.90
Italy	INTERNATIONAL TRAINING CENTRE IN TURIN (ITC)	PROJECT MANAGEMENT	88,448.05
Italy	INTERNATIONAL TRAINING CENTRE IN TURIN (ITC)	SEMINARS	194,120.50
Italy	INTERNATIONAL TRAINING CENTRE IN TURIN (ITC)	SEMINARS	139,977.42
Italy	INTERNATIONAL TRAINING CENTRE IN TURIN (ITC)	SEMINARS	104,083.23
Italy	INTERNATIONAL TRAINING CENTRE IN TURIN (ITC)	SEMINARS	71,563.31
Italy	INTERNATIONAL TRAINING CENTRE IN TURIN (ITC)	SEMINARS	70,000.00
Italy	INTERNATIONAL TRAINING CENTRE IN TURIN (ITC)	SEMINARS	66,924.07
Italy	INTERNATIONAL TRAINING CENTRE IN TURIN (ITC)	SEMINARS	63,672.28
Italy	INTERNATIONAL TRAINING CENTRE IN TURIN (ITC)	SEMINARS	57,193.89
Italy	INTERNATIONAL TRAINING CENTRE IN TURIN (ITC)	SEMINARS	56,629.87
Italy	INTERNATIONAL TRAINING CENTRE IN TURIN (ITC)	SEMINARS	54,109.30
Italy	INTERNATIONAL TRAINING CENTRE IN TURIN (ITC)	SEMINARS	53,737.45
Italy	INTERNATIONAL TRAINING CENTRE IN TURIN (ITC)	SEMINARS	45,775.16
Italy	INTERNATIONAL TRAINING CENTRE IN TURIN (ITC)	SEMINARS	37,966.54
Italy	INTERNATIONAL TRAINING CENTRE IN TURIN (ITC)	SEMINARS	36,881.31
Italy	INTERNATIONAL TRAINING CENTRE IN TURIN (ITC)	SEMINARS	35,163.00
Italy	INTERNATIONAL TRAINING CENTRE IN TURIN (ITC)	SEMINARS	30,348.00
Italy	INTERNATIONAL TRAINING CENTRE IN TURIN (ITC)	TRAINING	664,124.00
Italy	INTERNATIONAL TRAINING CENTRE IN TURIN (ITC)	TRAINING	652,284.00
Italy	INTERNATIONAL TRAINING CENTRE IN TURIN (ITC)	TRAINING	647,850.00
Italy	INTERNATIONAL TRAINING CENTRE IN TURIN (ITC)	TRAINING	636,300.00
Italy	INTERNATIONAL TRAINING CENTRE IN TURIN (ITC)	TRAINING	485,522.00
Italy	INTERNATIONAL TRAINING CENTRE IN TURIN (ITC)	TRAINING	186,213.00
Italy	INTERNATIONAL TRAINING CENTRE IN TURIN (ITC)	TRAINING	101,179.00
Italy	INTERNATIONAL TRAINING CENTRE IN TURIN (ITC)	TRAINING	98,700.00
Italy	INTERNATIONAL TRAINING CENTRE IN TURIN (ITC)	TRAINING	89,613.92
Italy	INTERNATIONAL TRAINING CENTRE IN TURIN (ITC)	TRAINING	84,373.99
Italy	INTERNATIONAL TRAINING CENTRE IN TURIN (ITC)	TRAINING	84,319.79
Italy	INTERNATIONAL TRAINING CENTRE IN TURIN (ITC)	TRAINING	76,534.97
Italy	INTERNATIONAL TRAINING CENTRE IN TURIN (ITC)	TRAINING	65,876.80
Italy	INTERNATIONAL TRAINING CENTRE IN TURIN (ITC)	TRAINING	62,151.39
Italy	INTERNATIONAL TRAINING CENTRE IN TURIN (ITC)	TRAINING	49,564.88
Italy	INTERNATIONAL TRAINING CENTRE IN TURIN (ITC)	TRAINING	46,978.75
Italy	INTERNATIONAL TRAINING CENTRE IN TURIN (ITC)	TRAINING	46,694.04
Italy	INTERNATIONAL TRAINING CENTRE IN TURIN (ITC)	TRAINING	45,366.80
Italy	INTERNATIONAL TRAINING CENTRE IN TURIN (ITC)	TRAINING	41,044.78
Italy	MELETE S.R.L.	FEASIBILITY STUDIES	30,000.00
Jamaica	STATISTICAL INSTITUTE OF JAMAICA	FEASIBILITY STUDIES	107,900.00
Jordan	DEPARTEMENT OF STATISTICS	FEASIBILITY STUDIES	100,000.00
Jordan	ISKAN COMPANY FOR TOURISM INVESTMENT LE MERIDIEN AMMAN HOTEL	SEMINARS	30,574.17
Jordan	LANDMARK AMMAN HOTEL	SEMINARS	37,617.23
Jordan	SEAGULL TECHNOLOGY	SYSTEM DESIGN AND DEVELOPMENT	62,250.00
Jordan	UNDP IRAQ BAGHDAD	SEMINARS	36,593.50
Kenya	CHANGAMKA MICROHEALTH LTD	SUBSIDIES	50,000.00
Kenya	CIC INSURANCE GROUP LIMITED	SUBSIDIES	100,000.00
Kenya	Enablis Entrepreneurial Network East Africa Limited	SOCIAL ASPECTS	50,000.00
Kenya	Farm Concern International	SOCIAL ASPECTS	80,000.00
Kenya	Federation of Kenya Employers	SOCIAL ASPECTS	70,000.00
Kenya	KENYA COMMUNITY DEVELOPMENT FOUNDATION	FEASIBILITY STUDIES	241,201.00
Kenya	Kenya Institute of Highways and Building Technology	SOCIAL ASPECTS	357,949.00
Kenya	KENYA INSTITUTE FOR PUBLIC POLICY RESEARCH & ANALYSIS	FEASIBILITY STUDIES	63,903.75
Kenya	Kenya Plantations and Agricultural Workers Union	SOCIAL ASPECTS	39,957.00
Kenya	Kisii Training Centre	SOCIAL ASPECTS	102,900.00
Kenya	Kwanja Youth Polytechnic	SOCIAL ASPECTS	63,910.00
Kenya	Rural Education and Economic Enhancement Programme	SOCIAL ASPECTS	37,484.00
Kenya	The Community Road Empowerment	SOCIAL ASPECTS	280,000.00
Kenya	The Kenya Institute of Highways & Building Technology	SOCIAL ASPECTS	179,277.00
Lebanon	ARAB REAL ESTATE COMPANY CO. S.A.L. (ARESCO)	LEASING OR RENTAL SERVICES	30,763.00
Lebanon	ARABIAGIS S.A.L.	DATABASE MANAGEMENT SYSTEMS	96,000.00
Lebanon	CONSULTATION AND RESEARCH INSTITUTE	FEASIBILITY STUDIES	40,800.00
Lebanon	GENERAL SOCIETY OF OWNERS (ARESCO CENTER)	GENERAL BUILDING MAINTENANCE	100,960.00
Lebanon	INCONET-DATA MANAGEMENT SAL(IDM)	TELECOMMUNICATIONS	114,450.00
Lebanon	MINISTRY OF TELECOMMUNICATIONS-GENERAL DIRECTORATE FOR EXPLOITATION	TELECOMMUNICATIONS	47,991.33
Lebanon	UNITED NATIONS RELIEF AND WORKS AGENCY(UNRWA)	WELFARE AND SOCIAL SERVICES	50,002.00
Liberia	LIBERIA INSTITUTE OF STATISTICS AND GEO-INFORMATION SERVICES (LIS)	Economics, Statistics, Feasibility, Technical & Other General Studies	76,000.00
Luxembourg	ADA (APPU AU DEVELOPPEMENT AUTONOME)	Economics, Statistics, Feasibility, Technical & Other General Studies	1,101,782.00
Madagascar	Association Microréalisation Locales	SOCIAL ASPECTS	320,314.00
Madagascar	Centre de Formation	SOCIAL ASPECTS	289,000.00
Madagascar	Institut National de la Statistique Madagascar	SOCIAL ASPECTS	40,000.00
Madagascar	STOP SIDA	SOCIAL ASPECTS	44,785.00
Malawi	NATIONAL STATISTICAL OFFICE	Economics, Statistics, Feasibility, Technical & Other General Studies	92,500.00
Malawi	Youth Employment and Civic Education	SOCIAL ASPECTS	39,728.00
Mali	Association de Developpement de Quartier-Club des Amis de Mekin-Sikoro	SOCIAL ASPECTS	146,018.00
Mali	Association Libre pour la Protection de l'Habitat et du Logement	SOCIAL ASPECTS	60,527.00
Mali	Groupe de Recherches d'Actions et d'Assistance pour le Developpement Communautaire	SOCIAL ASPECTS	154,758.00
Mexico	Iniciativas para la Identidad y la Inclusion, A.C	SOCIAL ASPECTS	140,342.00

## Major contracts for services and works by UN organization

AGENCY	Location of Supplier	Name of Contractor	Description of Services	Contract Value USD
ILO continued				
Mexico		Lubizha, Centro de Intercambio de Experiencias para el Desarrollo Sostenible	SOCIAL ASPECTS	183,000.00
Mozambique		Cooperativa de Credito das Mulheres de Nampula	SOCIAL ASPECTS	57,500.00
Netherlands		PANTEIA B.V.	FEASIBILITY STUDIES	35,500.00
Netherlands		STICHTING GLOBAL MARCH AGAINST CHILD LABOUR	Economics, Statistics, Feasibility, Technical & Other General Studies	33,600.00
Nigeria		Galilee Foundation	SOCIAL ASPECTS	134,935.00
Nigeria		National Agency for the Prohibition of Traffic in Persons and Oter Related Matter	SOCIAL ASPECTS	49,969.00
Nigeria		Women Consortium of Nigeria	SOCIAL ASPECTS	95,311.00
Pakistan		Provincial Child Labour Unit	SOCIAL ASPECTS	57,045.00
Pakistan		Provincial Child Labour Unit Sindh	SOCIAL ASPECTS	59,919.00
Pakistan		Punjab Rural Support Programme	SOCIAL ASPECTS	177,818.00
Palestine (State of)		INSTITUTE OF WOMEN'S STUDIES	FEASIBILITY STUDIES	30,000.00
Palestine (State of)		PALESTINIAN BUSINESSWOMEN'S ASSOCIATION - ASALA	WELFARE AND SOCIAL SERVICES	75,000.00
Palestine (State of)		THE UNION OF COOPERATIVE ASSOCIATIONS FOR SAVING & CREDIT IN P	EMPLOYMENT	49,000.00
Peru		COSTA SIERRA Y SELVA EN RED SOCIEDAD ANONIMA CERRADA	FEASIBILITY STUDIES	43,930.00
Peru		INSTITUTO NACIONAL DE ESTADISTICA E INFORMATICA	FEASIBILITY STUDIES	99,635.00
Peru		MACROCONSULT S.A.	FEASIBILITY STUDIES	46,000.00
Philippines		Comission on Graduates of Foreign Nursing Schools	SOCIAL ASPECTS	48,552.00
Philippines		Department of Labour and Employment	SOCIAL ASPECTS	89,763.00
Philippines		Eastern Visayas Partnership for Rural Development, Inc.	SOCIAL ASPECTS	110,007.66
Philippines		National Statistics Office	RESEARCH/STUDY/TRAINING	78,814.00
Philippines		Technical Education and Skills Development Authority-Quezon National Agricultur	SOCIAL ASPECTS	109,873.00
Philippines		The Strategic Development Cooperation Asia Inc.	SOCIAL ASPECTS	141,738.00
Philippines		UP STATISTICAL CENTER RESEARCH FOUNDATION INC	FEASIBILITY STUDIES	114,590.00
Republic of Moldova		NATIONAL BUREAU OF STATISTICS	FEASIBILITY STUDIES	40,900.00
Republic of Moldova		NATIONAL BUREAU OF STATISTICS	PROJECT MANAGEMENT	48,800.00
Russian Federation		INFORMATION & PUBLISHING CENTRE "STATISTICS OF RUSSIA"	FEASIBILITY STUDIES	99,000.00
Samoa		TREASURY DIRECT TRANSFER ACCOUNT MINISTRY OF FINANCE GOVERN	FEASIBILITY STUDIES	162,400.00
Senegal		ONG CONCEPT	SOCIAL ASPECTS	116,919.00
Senegal		ONG La Lumiere	SOCIAL ASPECTS	122,363.00
Sierra Leone		CAREM-SL-COMMUNITY ACTION FOR RURAL EMPOWERMENT - SIERRA LE	FEASIBILITY STUDIES	33,928.89
Singapore		ITUC ASIA PACIFIC	SEMINARS	35,000.00
Somalia		Practical Action Consulting	SOCIAL ASPECTS	115,000.00
Somalia		Terre Solidali	SOCIAL ASPECTS	488,476.00
Somalia		United Nation Office of Project Services	SOCIAL ASPECTS	225,000.00
Somalia		United Nations Office of Project Services	SOCIAL ASPECTS	1,131,315.00
Somalia		United Nations Office of Project Services	SOCIAL ASPECTS	440,000.00
Somalia		United Nations Office of Project Services	SOCIAL ASPECTS	370,000.00
Somalia		United Nations Office of Project Services	SOCIAL ASPECTS	207,477.00
Somalia		United Nations Office of Project Services	SOCIAL ASPECTS	200,000.00
Somalia		United Nations Office of Project Services	SOCIAL ASPECTS	142,329.00
Somalia		United Nations Office of Project Services	SOCIAL ASPECTS	130,000.00
South Africa		FINMARK TRUST	SUBSIDIES	50,000.00
South Africa		HUMAN SCIENCES RESEARCH COUNCIL	FEASIBILITY STUDIES	295,609.00
South Africa		THE CENTRE FOR FINANCIAL REGULATION & INCLUSION	SUBSIDIES	110,000.00
South Africa		THE HOLLARD INSURANCE COMPANY LIMITED	SUBSIDIES	100,000.00
South Africa		University of the Free State	SOCIAL ASPECTS	57,576.00
South Africa		UNIVERSITY OF THE WITWATERSRAND	GENERAL MANAGEMENT SERVICES	71,893.39
South Africa		WITS COMMERCIAL ENTERPRISE (PTY) LTD	PROJECT MANAGEMENT	50,000.00
South Sudan		FORCIER CONSULTING LIMITED	FEASIBILITY STUDIES	43,700.00
Spain		FUNDACION JOSE ORTEGA Y GASSET	FEASIBILITY STUDIES	149,345.91
Spain		SUBUR CONSULTING S.L.	FEASIBILITY STUDIES	66,326.00
Sri Lanka		Iranaitivu Iranaimathanagar Cooperative Society Ltd	SOCIAL ASPECTS	58,793.00
Sri Lanka		The Mullaithivu Fisheries Cooperative Society Union Ltd	SOCIAL ASPECTS	83,262.00
Sri Lanka		The Poonakary Multi-Pupose Cooperative Society Ltd	SOCIAL ASPECTS	80,912.00
Sri Lanka		The Visuvamadu Farmers Multi Purpose Cooperative Dociety Ltd	SOCIAL ASPECTS	145,280.00
Switzerland		AON HEWITT (SWITZERLAND) INC.	ACCOUNTANCY	61,000.00
Switzerland		ASCENSEURS SCHINDLER S.A.	BUILDING MAINTENANCE AND REPAIR N.E.C.	169,166.67
Switzerland		ASSOCIATION OK FORET	BUILDING MAINTENANCE AND REPAIR N.E.C.	195,857.14
Switzerland		ATOS AG	DATA COMMUNICATIONS SYSTEMS	643,577.00
Switzerland		ATOS AG	DATA COMMUNICATIONS SYSTEMS	116,558.00
Switzerland		ATOS AG	OPERATIONS, MAINTENANCE AND SUPPORT (IT)	2,089,682.00
Switzerland		BELL SWITZERLAND	LANGUAGE SERVICES	33,571.43
Switzerland		BT SWITZERLAND LTD. ZURICH BRANCH	OPERATIONS, MAINTENANCE AND SUPPORT (IT)	41,701.00
Switzerland		BUSINESS SUNRISE ENTERPRISE SOLUTIONS SARL	OFFICE, COMPUTER AND COMMUNICATION EQUIPMENT MAINTENANCE AND	184,205.71
Switzerland		BUSINESS SUNRISE ENTERPRISE SOLUTIONS SARL	OFFICE, COMPUTER AND COMMUNICATION EQUIPMENT MAINTENANCE AND	46,051.43
Switzerland		CAMBRIDGE TECHNOLOGY PARTNERS	COMPUTER RELATED SERVICES N.E.C.	512,326.21
Switzerland		CAMBRIDGE TECHNOLOGY PARTNERS	SYSTEM DESIGN AND DEVELOPMENT	114,091.40
Switzerland		CANON (SUISSE) S.A.	LEASING OR RENTAL SERVICES	119,961.90
Switzerland		CAPGEMINI SCHWEIZ AG	COMPUTER PROJECT MANAGEMENT	573,419.87
Switzerland		CARLSON WAGONLIT TRAVEL	GENERAL MANAGEMENT SERVICES	33,667.78
Switzerland		CARLSON WAGONLIT TRAVEL	TRAVEL	186,597.62
Switzerland		CARLSON WAGONLIT TRAVEL	TRAVEL	41,476.30
Switzerland		CATLIN SCHWEIZ AG	INSURANCE SERVICES	46,250.00
Switzerland		CGC ENERGIE S.A.	BUILDING MAINTENANCE AND REPAIR N.E.C.	1,180,952.38
Switzerland		CLIMATAIR SA	BUILDING MAINTENANCE AND REPAIR N.E.C.	481,664.12
Switzerland		COLT TELECOM AG	TELECOMMUNICATIONS	114,583.33
Switzerland		COLT TELECOM AG	TELECOMMUNICATIONS	63,805.95
Switzerland		CONNECTIS AG	COMPUTER PROJECT MANAGEMENT	35,647.62
Switzerland		CONNECTIS AG	LOCAL AREA NETWORK (LAN) MAINTENANCE AND SUPPORT	292,596.00
Switzerland		CONNECTIS AG	SYSTEM INSTALLATION	265,920.49
Switzerland		CONSORTIUM GROUPE H / INTERTECNO	BUILDING MAINTENANCE AND REPAIR N.E.C.	7,083,202.28
Switzerland		CRECHE SCOUBIDOU	SUBSIDIES	153,273.81
Switzerland		CRECHE SCOUBIDOU	SUBSIDIES	138,392.86
Switzerland		CRECHE SCOUBIDOU	SUBSIDIES	58,928.57
Switzerland		CYBERSONIC TECHNOLOGIES SCAN-TECH-SERVICES GMBH	BUILDING MAINTENANCE AND REPAIR N.E.C.	47,619.05
Switzerland		DELOITTE AG	GENERAL MANAGEMENT SERVICES	35,714.29
Switzerland		DGM VERON GRAUER S.A.	TRANSPORTATION OF PERSONAL EFFECTS	40,226.19
Switzerland		DGM VERON GRAUER S.A.	TRANSPORTATION OF PERSONAL EFFECTS	33,714.29
Switzerland		DL GROUPE GMG	VENDOR-SPECIFIC SOFTWARE SUPPORT AND MAINTENANCE	112,747.15
Switzerland		DL GROUPE GMG	VENDOR-SPECIFIC SOFTWARE SUPPORT AND MAINTENANCE	47,435.54
Switzerland		DMB SA	BUILDING MAINTENANCE AND REPAIR N.E.C.	1,527,062.60
Switzerland		DPS S.A.	LEASING OR RENTAL SERVICES	200,964.29
Switzerland		EGG-TELS.A. S.A.	BUILDING MAINTENANCE AND REPAIR N.E.C.	871,046.90
Switzerland		ERNST & YOUNG AG	AUDITING	41,666.67
Switzerland		E-SECURE SARL	VENDOR-SPECIFIC SOFTWARE SUPPORT AND MAINTENANCE	106,083.33
Switzerland		E-SECURE SARL	VENDOR-SPECIFIC SOFTWARE SUPPORT AND MAINTENANCE	43,365.00
Switzerland		EUREST-COMPASS GROUP(SUISSE) S.A.	CATERING SERVICES	50,107.20
Switzerland		EUREST-COMPASS GROUP(SUISSE) S.A.	CATERING SERVICES	33,386.01
Switzerland		FROID WIDMER SA	BUILDING MAINTENANCE AND REPAIR N.E.C.	365,424.43
Switzerland		GARTNER SWITZERLAND GMBH	SYSTEMS ANALYSIS	69,900.00
Switzerland		GILGEN DOOR SYSTEMS SA	BUILDING MAINTENANCE AND REPAIR N.E.C.	151,958.69
Switzerland		GINOX SA	BUILDING MAINTENANCE AND REPAIR N.E.C.	994,612.44
Switzerland		HEPTAGO S.A.	BUILDING MAINTENANCE AND REPAIR N.E.C.	172,571.43
Switzerland		HEWLETT PACKARD (SUISSE) SARL	COMPUTER PROJECT MANAGEMENT	370,870.00
Switzerland		HEWLETT PACKARD (SUISSE) SARL	COMPUTER PROJECT MANAGEMENT	81,908.49
Switzerland		HEWLETT PACKARD (SUISSE) SARL	CONVERSION CATEGORY	42,534.16
Switzerland		HEWLETT PACKARD (SUISSE) SARL	LEASING OR RENTAL SERVICES	30,238.90
Switzerland		HEWLETT PACKARD (SUISSE) SARL	OFFICE, COMPUTER AND COMMUNICATION EQUIPMENT MAINTENANCE AND	30,663.10
Switzerland		HEWLETT PACKARD (SUISSE) SARL	OPERATIONS, MAINTENANCE AND SUPPORT (IT)	80,483.24
Switzerland		HEWLETT PACKARD (SUISSE) SARL	OPERATIONS, MAINTENANCE AND SUPPORT (IT)	67,757.95
Switzerland		HEWLETT PACKARD (SUISSE) SARL	OPERATIONS, MAINTENANCE AND SUPPORT (IT)	65,890.48
Switzerland		HEWLETT PACKARD (SUISSE) SARL	VENDOR-SPECIFIC SOFTWARE SUPPORT AND MAINTENANCE	367,500.98
Switzerland		HEWLETT PACKARD (SUISSE) SARL	VENDOR-SPECIFIC SOFTWARE SUPPORT AND MAINTENANCE	93,044.29

## Major contracts for services and works by UN organization

AGENCY	Location of Supplier	Name of Contractor	Description of Services	Contract Value USD
	<b>ILO continued</b>			
	Switzerland	HEWLETT PACKARD (SUISSE) SARL	VENDOR-SPECIFIC SOFTWARE SUPPORT AND MAINTENANCE	40,323.37
	Switzerland	HOTEL DU GOLF VILLARS SA	SEMINARS	33,835.48
	Switzerland	IBM SCHWEIZ	VENDOR-SPECIFIC SOFTWARE SUPPORT AND MAINTENANCE	35,318.93
	Switzerland	ID INTEGRATED DATA S.A.	VENDOR-SPECIFIC SOFTWARE SUPPORT AND MAINTENANCE	301,290.16
	Switzerland	ID INTEGRATED DATA S.A.	VENDOR-SPECIFIC SOFTWARE SUPPORT AND MAINTENANCE	298,205.89
	Switzerland	INDUSTRIALL GLOBAL UNION	SEMINARS	30,000.00
	Switzerland	INT. COMPUTING CENTRE (ICC)	COMPUTER SECURITY	396,210.00
	Switzerland	INT. COMPUTING CENTRE (ICC)	COMPUTER SECURITY	33,840.00
	Switzerland	IRAQ STUDY TOUR GENEVA OCT 2012	SEMINARS	35,956.11
	Switzerland	ISS FACILITY SERVICES	BUILDING MAINTENANCE AND REPAIR N.E.C.	1,325,653.57
	Switzerland	ISS FACILITY SERVICES	BUILDING MAINTENANCE AND REPAIR N.E.C.	261,872.62
	Switzerland	ISS FACILITY SERVICES	BUILDING MAINTENANCE AND REPAIR N.E.C.	78,560.71
	Switzerland	ISS FACILITY SERVICES	BUILDING MAINTENANCE AND REPAIR N.E.C.	77,428.57
	Switzerland	LA POSTE SUISSE	POSTAL AND DELIVERY SERVICES	157,237.79
	Switzerland	LA POSTE SUISSE	POSTAL AND DELIVERY SERVICES	72,140.22
	Switzerland	LA POSTE SUISSE	POSTAL AND DELIVERY SERVICES	66,143.04
	Switzerland	LA POSTE SUISSE	POSTAL AND DELIVERY SERVICES	63,331.16
	Switzerland	LA POSTE SUISSE	POSTAL AND DELIVERY SERVICES	60,128.37
	Switzerland	LA POSTE SUISSE	POSTAL AND DELIVERY SERVICES	36,036.47
	Switzerland	LANEXPERT SA	COMPUTER PROJECT MANAGEMENT	196,254.58
	Switzerland	LANEXPERT SA	COMPUTER PROJECT MANAGEMENT	30,989.29
	Switzerland	LANEXPERT SA	DATA COMMUNICATIONS SYSTEMS	68,279.12
	Switzerland	MILLIQUET SA	BUILDING MAINTENANCE AND REPAIR N.E.C.	512,868.85
	Switzerland	MOBILIERE SUISSE	INSURANCE SERVICES	583,539.52
	Switzerland	OCÉ SUISSE S.A.	LEASING OR RENTAL SERVICES	408,114.02
	Switzerland	OCÉ SUISSE S.A.	LEASING OR RENTAL SERVICES	84,433.68
	Switzerland	OCÉ SUISSE S.A.	LEASING OR RENTAL SERVICES	57,033.85
	Switzerland	OMPI / WIPO / ORGANISATION MONDIALE DE LA PROPRIETE INTELLECTUELLE	ECONOMICS, STATISTICS, FEASIBILITY, TECHNICAL AND OTHER GENERAL ST	109,393.21
	Switzerland	ORACLE SOFTWARE (SCHWEIZ) GMBH	VENDOR-SPECIFIC SOFTWARE SUPPORT AND MAINTENANCE	689,324.74
	Switzerland	ORACLE SOFTWARE (SCHWEIZ) GMBH	VENDOR-SPECIFIC SOFTWARE SUPPORT AND MAINTENANCE	83,776.84
	Switzerland	ORACLE SOFTWARE (SCHWEIZ) GMBH	VENDOR-SPECIFIC SOFTWARE SUPPORT AND MAINTENANCE	65,449.00
	Switzerland	ORACLE SOFTWARE (SCHWEIZ) GMBH	VENDOR-SPECIFIC SOFTWARE SUPPORT AND MAINTENANCE	57,685.17
	Switzerland	ORACLE SOFTWARE (SCHWEIZ) GMBH	VENDOR-SPECIFIC SOFTWARE SUPPORT AND MAINTENANCE	36,825.77
	Switzerland	OTIS	BUILDING MAINTENANCE AND REPAIR N.E.C.	4,536,062.15
	Switzerland	OTIS	BUILDING MAINTENANCE AND REPAIR N.E.C.	102,317.86
	Switzerland	PRICEWATERHOUSECOOPERS AG	FEASIBILITY STUDIES	88,592.00
	Switzerland	SATYAM COMPUTER SERVICE LTD	COMPUTER PROGRAMMING	1,350,000.00
	Switzerland	SERVICES INDUSTRIELS DE GENEVE	BUILDING MAINTENANCE AND REPAIR N.E.C.	1,785,714.29
	Switzerland	SERVICES INDUSTRIELS DE GENEVE	BUILDING MAINTENANCE AND REPAIR N.E.C.	690,476.19
	Switzerland	SERVICES INDUSTRIELS DE GENEVE	BUILDING MAINTENANCE AND REPAIR N.E.C.	690,476.19
	Switzerland	SERVICES INDUSTRIELS DE GENEVE	BUILDING MAINTENANCE AND REPAIR N.E.C.	190,476.19
	Switzerland	SERVICES INDUSTRIELS DE GENEVE	BUILDING MAINTENANCE AND REPAIR N.E.C.	89,285.71
	Switzerland	SERVICES INDUSTRIELS DE GENEVE	TELECOMMUNICATIONS	47,314.29
	Switzerland	SIEMENS SCHWEIZ AG	BUILDING MAINTENANCE AND REPAIR N.E.C.	53,304.76
	Switzerland	SMARTWAVE SA	COMPUTER PROJECT MANAGEMENT	189,497.35
	Switzerland	SMARTWAVE SA	COMPUTER RELATED SERVICES N.E.C.	157,653.31
	Switzerland	SMARTWAVE SA	COMPUTER RELATED SERVICES N.E.C.	33,444.82
	Switzerland	SPS / SERVICE PRIVEE DE SECURITE	SECURITY SERVICES	748,942.86
	Switzerland	SPS / SERVICE PRIVEE DE SECURITE	SECURITY SERVICES	70,696.61
	Switzerland	SPS / SERVICE PRIVEE DE SECURITE	SECURITY SERVICES	32,518.75
	Switzerland	SRO KUNDIC S.A.	PRINTING, PUBLISHING AND BOOKBINDING	44,238.10
	Switzerland	SWISSCOM (SUISSE) S.A. GRANDES ENTREPRISES	TELECOMMUNICATIONS	121,854.77
	Switzerland	SWISSCOM (SUISSE) S.A. GRANDES ENTREPRISES	TELECOMMUNICATIONS	75,000.00
	Switzerland	SWISSCOM (SUISSE) S.A. GRANDES ENTREPRISES	TELECOMMUNICATIONS	75,000.00
	Switzerland	SWISSCOM (SUISSE) S.A. GRANDES ENTREPRISES	TELECOMMUNICATIONS	56,250.00
	Switzerland	SWISSCOM MOBILE	TELECOMMUNICATIONS	212,500.00
	Switzerland	SWISSCOM MOBILE	TELECOMMUNICATIONS	55,231.90
	Switzerland	SWISSCOM MOBILE	TELECOMMUNICATIONS	47,221.90
	Switzerland	SWISSCOM MOBILE	TELECOMMUNICATIONS	43,087.38
	Switzerland	SWISSCOM MOBILE	TELECOMMUNICATIONS	41,289.29
	Switzerland	SWISSCOM MOBILE	TELECOMMUNICATIONS	40,929.64
	Switzerland	SWISSCOM MOBILE	TELECOMMUNICATIONS	40,146.07
	Switzerland	SWISSCOM MOBILE	TELECOMMUNICATIONS	39,583.51
	Switzerland	SWISSCOM MOBILE	TELECOMMUNICATIONS	39,537.56
	Switzerland	SWISSCOM MOBILE	TELECOMMUNICATIONS	39,468.75
	Switzerland	TRANSVOIRIE SA	BUILDING MAINTENANCE AND REPAIR N.E.C.	77,380.95
	Switzerland	UN GENERAL FUND	GENERAL MANAGEMENT SERVICES	34,173.00
	Switzerland	UNITED NATIONS OFFICE - GENEVA	LEASING OR RENTAL SERVICES	518,178.00
	Switzerland	UNITED NATIONS OFFICE - GENEVA	TRANSLATION	44,913.73
	Switzerland	VERIZON	TELECOMMUNICATIONS	240,000.00
	Switzerland	VTX DECKPOINT SA	TELECOMMUNICATIONS	115,501.72
	Switzerland	VTX DECKPOINT SA	TELECOMMUNICATIONS	65,442.14
	Switzerland	XEROX AG	LEASING OR RENTAL SERVICES	353,771.43
	Switzerland	XEROX AG	LEASING OR RENTAL SERVICES	199,325.00
	Switzerland	XEROX AG	LEASING OR RENTAL SERVICES	84,172.50
	Switzerland	XEROX AG	SYSTEM INSTALLATION	180,917.86
	Switzerland	YES TRANSPORTS SARL	LEASING OR RENTAL SERVICES	414,285.71
	Tajikistan	National Center for Adult Education under the Ministry of Labour and Social Protec	SOCIAL ASPECTS	47,622.00
	Tajikistan	Statistical Agency under President of the Republic of Tajikistan	SOCIAL ASPECTS	124,973.00
	Thailand	Labour Rights Promotion Network Foundation	SOCIAL ASPECTS	128,000.00
	Thailand	Labour Rights Promotion Network Foundation	SOCIAL ASPECTS	128,000.00
	Thailand	The Foundation for Health and Knowledge of Ethical Labour	SOCIAL ASPECTS	42,386.00
	The former Yugoslav Republic of Ma	STATE STATISTICAL OFFICE OF THE REPUBLIC OF MACEDONIA	ECONOMICS, STATISTICS, FEASIBILITY, TECHNICAL AND OTHER GENERAL ST	46,000.00
	Timor-Leste	Bureau of Manpower Employment and Training	SOCIAL ASPECTS	102,000.00
	Timor-Leste	CATALPA INTERNATIONAL	SOCIAL ASPECTS	37,440.00
	Timor-Leste	Don Bosco Foundation	SOCIAL ASPECTS	580,000.00
	Timor-Leste	Instituto de Apoio ao Desenvolvimento Empresarial	SOCIAL ASPECTS	90,000.00
	Togo	DIRECTION GENERALE DE LA STATISTIQUE ET DE LA COMPTABILITE NATIONALE	ECONOMICS, STATISTICS, FEASIBILITY, TECHNICAL AND OTHER GENERAL ST	100,000.00
	Togo	DIRECTION GENERALE DE LA STATISTIQUE ET DE LA COMPTABILITE NATIONALE	FEASIBILITY STUDIES	37,250.00
	Togo	ITUC-AFRICA (INTL TRADE UNION CONF.)	SEMINARS	77,205.88
	Togo	ITUC-AFRICA (INTL TRADE UNION CONF.)	SEMINARS	55,820.00
	Togo	ITUC-AFRICA (INTL TRADE UNION CONF.)	SEMINARS	50,000.00
	Togo	ITUC-AFRICA (INTL TRADE UNION CONF.)	SEMINARS	50,000.00
	Togo	ITUC-AFRICA (INTL TRADE UNION CONF.)	SEMINARS	44,722.80
	Togo	ITUC-AFRICA (INTL TRADE UNION CONF.)	SEMINARS	40,000.00
	Tunisia	ARAB CENTER FOR LABOUR ADMINISTRATION AND EMPLOYMENT (ACLAE)	SEMINARS	41,000.00
	Uganda	COMMUNITY INFORMATION SYSTEM, MINISTRY OF GENDER, LABOUR AND	ECONOMICS, STATISTICS, FEASIBILITY, TECHNICAL AND OTHER GENERAL ST	47,961.12
	Uganda	EDUCATE!	SUBSIDIES	65,015.00
	Uganda	FEDERATION OF UGANDA EMPLOYERS	ECONOMICS, STATISTICS, FEASIBILITY, TECHNICAL AND OTHER GENERAL ST	31,798.56
	Uganda	PRIDE MICROFINANCE LTD (MDI)	FEASIBILITY STUDIES	33,805.00
	Uganda	Rakai Counsellor's Association	SOCIAL ASPECTS	38,900.00
	Uganda	UGANDA BUREAU OF STATISTICS	FEASIBILITY STUDIES	106,770.00
	Uganda	Uganda Bureau of Statistics	SOCIAL ASPECTS	66,925.00
	Uganda	Uganda Women Concern Ministry	SOCIAL ASPECTS	35,254.00
	Ukraine	AGENCY "STATINFORMCONSULTING"-JSC "INFORMATION-ANALYTIC	SEMINARS	35,886.82
	Ukraine	Public Organization "Ukrainian Center for Social Reforms"	FEASIBILITY STUDIES	78,822.00
	Ukraine	SCIENTIFIC AND PRODUCTION ASSOCIATION RGDATA LLC	DATABASE MANAGEMENT SYSTEMS	33,208.28
	United Kingdom	CBRE Limited	ACCOUNTANCY	78,000.00
	United Kingdom	CHARLES BEAGRIE LIMITED	ECONOMICS, STATISTICS, FEASIBILITY, TECHNICAL AND OTHER GENERAL ST	48,887.12
	United Kingdom	CONRICO INTERNATIONAL LTD.	MACHINERY, ELECTRICAL EQUIPMENT AND VEHICLES MAINTENANCE AND RE	167,053.81
	United Kingdom	CONRICO INTERNATIONAL LTD.	MACHINERY, ELECTRICAL EQUIPMENT AND VEHICLES MAINTENANCE AND RE	76,822.26
	United Kingdom	OVERSEAS DEVELOPMENT INSTITUTE	FEASIBILITY STUDIES	33,000.00
	United Kingdom	OXFORD CHANGE MANAGEMENT LTD.	MANAGEMENT TRAINING	41,390.48



## Major contracts for services and works by UN organization

AGENCY			Contract Value
Location of Supplier	Name of Contractor	Description of Services	USD
<b>ILO continued</b>			
United Kingdom	OXFORD CHANGE MANAGEMENT LTD.	TRAINING	83,916.67
United Kingdom	OXFORD CHANGE MANAGEMENT LTD.	TRAINING	65,238.10
United Kingdom	OXFORD CHANGE MANAGEMENT LTD.	TRAINING	41,166.94
United Kingdom	SPEAK THE SPEECH LTD	TRAINING	51,808.75
United Kingdom	TERRA FIRMA ASSOCIATES LTD	TELECOMMUNICATIONS	68,331.71
United Kingdom	TERRA FIRMA ASSOCIATES LTD	TELECOMMUNICATIONS	51,036.79
United Kingdom	ZIPPY ZEBRA LIMITED	SYSTEM DESIGN AND DEVELOPMENT	103,973.84
United Republic of Tanzania	THE FOUNDATION FOR CIVIL SOCIETY	FEASIBILITY STUDIES	230,000.00
United Republic of Tanzania	UDSM DEPARTMENT OF STATISTICS	FEASIBILITY STUDIES	99,950.00
United States of America	BUSINESS FOR SOCIAL RESPONSIBILITY	FEASIBILITY STUDIES	171,536.00
United States of America	EX LIBRIS (USA) INC.	VENDOR-SPECIFIC SOFTWARE SUPPORT AND MAINTENANCE	57,000.00
United States of America	IBRD-INTERNATIONAL BANK FOR RECONSTRUCTION & DEVELOPMENT	EMPLOYMENT	100,000.00
United States of America	IBRD-INTERNATIONAL BANK FOR RECONSTRUCTION & DEVELOPMENT	SEMINARS	34,779.62
United States of America	IMPAQ INTERNATIONAL LLC	FEASIBILITY STUDIES	65,500.00
United States of America	INSTITUTE OF INTERNATIONAL EDUCATION, INC.	FEASIBILITY STUDIES	1,469,981.00
United States of America	NEXUS ASSOCIATES, INC.	FEASIBILITY STUDIES	46,910.00
United States of America	RESULTS BASED LEADERSHIP GROUP, INC.	TRAINING	210,000.00
United States of America	RESULTS FOR DEVELOPMENT INSTITUTE INC.	FEASIBILITY STUDIES	45,126.00
United States of America	UNFPA CONTRIBUTIONS ACCOUNT	GENERAL MANAGEMENT SERVICES	108,978.00
United States of America	VERITE, INC.	DOCUMENTATION, LIBRARY AND INFORMATION SERVICES	35,000.00
Viet Nam	APHEDA	GENERAL MANAGEMENT SERVICES	176,079.00
Viet Nam	APHEDA	GENERAL MANAGEMENT SERVICES	151,148.00
Viet Nam	GENERAL STATISTICS OFFICE - VHLSS	FEASIBILITY STUDIES	120,000.00
Viet Nam	Groupe de Recherche et d'Echanges Technologiques	SOCIAL ASPECTS	38,980.00
Viet Nam	Marie Stopes International Cambodia	SOCIAL ASPECTS	45,700.00
Zambia	IPSOS LIMITED	FEASIBILITY STUDIES	103,490.00
<b>ITC</b>			
Algeria	SPA EGH CHAINE EL DJAZAIR	ITC sponsored Conferences/Seminars/Workshops (Hotels/Logistics/Venues and ancill	41,806.50
Algeria	UNFCU NEW YORK	ITC sponsored Conferences/Seminars/Workshops (Hotels/Logistics/Venues and ancill	41,806.50
Australia	NINTEX	Software licenses	40,714.29
China	GOLIN / HARRIS INTERNATIONAL, TAIWAN BRANCH	Trade facilitation	43,100.00
Denmark	HANDVERKSRÅDET	Trade facilitation	84,472.05
France	CHAMBRE DE COMMERCE ET D INDUSTRIE DE PARIS CCIIP	Market research	36,700.00
France	KOMPASS INTERNATIONAL	Trade data	55,000.00
Germany	ANDREAS MOLLER, WEBEREI HAMBURG, TEXTILDESIGN	Customized Trade Training	35,145.89
Ghana	INT. AS. ENTERPRISE MANAGEMENT DEVELOPMT ADVISORS	Trade facilitation	36,730.00
India	WEB SPIDERS LTD	IT Operations, Maintenance And Support	38,819.88
India	WEB SPIDERS LTD	IT Operations, Maintenance And Support	36,521.74
India	WEB SPIDERS LTD	Website design	170,000.00
Indonesia	PT MAZARS	Non-Tariffs Measures Surveys	39,038.00
Indonesia	PT. SWADHARMA KERRY SATYA / SHANGRI-LA JAKARTA	ITC sponsored Conferences/Seminars/Workshops (Hotels/Logistics/Venues and ancill	47,285.00
Ireland	MICROSOFT IRELAND OPERATIONS LIMITED	Software licenses	113,820.00
Ireland	MICROSOFT IRELAND OPERATIONS LIMITED	Software licenses	90,740.72
Italy	ALTA ROMA S.C.P.A.	Manufactured Articles, Other N.E.C.	71,945.95
Kenya	ETHICAL FASHION AFRICA LIMITED	Customized Trade Training	70,413.00
Kenya	REDCOURT HOTEL	ITC sponsored Conferences/Seminars/Workshops (Hotels/Logistics/Venues and ancill	35,160.00
Luxembourg	IMPRIMERIE CENTRALE SA	Printing services	43,796.25
Mexico	HOTEL MELIA MEXICO REFORMA	ITC sponsored Conferences/Seminars/Workshops (Hotels/Logistics/Venues and ancill	161,669.95
Mexico	PRESENTATION SERVICES SA de CV	ITC sponsored Conferences/Seminars/Workshops (Hotels/Logistics/Venues and ancill	44,722.00
N/A	UNITED NATIONS SYSTEM CONSORTIUM	Trade data	36,137.12
Netherlands	BUSINESS DEVELOPMENT FRIESLAND	Trade facilitation	48,141.61
Philippines	ATIT/FAP, ASSO TRAINI.INSTI.FOR.TRADE.ASIA.PACIFIC	Customized Trade Training	57,980.00
Russian Federation	TEXTILEXPO JSC	Trade fairs and exhibitions	34,195.00
Rwanda	IKIREZI NATURAL PRODUCTS	Development of small and medium enterprises	38,694.00
Spain	CELER PAWLOWSKY S.L.	Translation	41,007.31
Switzerland	ATIKS SA	Office building cleaning services	286,217.63
Switzerland	BUSINESS SUNRISE ENTERPRISE SOLUTIONS GMBH	Communication equipment maintenance and repair	47,582.70
Switzerland	DGDA SWITZERLAND SARL	Communication process	106,573.83
Switzerland	DGDA SWITZERLAND SARL	Communication process	64,741.04
Switzerland	DGDA SWITZERLAND SARL	Communication process	43,863.64
Switzerland	DGDA SWITZERLAND SARL	Communication process	38,841.06
Switzerland	DGDA SWITZERLAND SARL	Communication process	38,191.76
Switzerland	DGDA SWITZERLAND SARL	Communication process	36,764.71
Switzerland	DGDA SWITZERLAND SARL	Communication process	35,432.82
Switzerland	DGDA SWITZERLAND SARL	Communication process	35,257.21
Switzerland	FIPOI-FONDATION DES IMMEUB. ORGAN.INTERN.	Office building rental	1,148,332.28
Switzerland	GRAPHAX SA	Photocopiers rental/lease	158,730.16
Switzerland	HORVATH & PARTNER AG	Evaluation and evaluation research	48,300.00
Switzerland	HTS SUISSE SA - DIVISION CWS	Manufactured Articles, Other N.E.C.	34,669.06
Switzerland	INTERNATIONAL COMPUTING CENTRE	IT Operations, Maintenance And Support	163,524.00
Switzerland	INTERNATIONAL COMPUTING CENTRE	IT Operations, Maintenance And Support	61,521.00
Switzerland	INTERNATIONAL COMPUTING CENTRE	IT Operations, Maintenance And Support	61,521.00
Switzerland	INTERNATIONAL COMPUTING CENTRE	IT Operations, Maintenance And Support	61,521.00
Switzerland	INTERNATIONAL COMPUTING CENTRE	IT Operations, Maintenance And Support	59,116.00
Switzerland	OCE (SUISSE) SA	Printing equipment rental	88,682.02
Switzerland	OCE (SUISSE) SA	Printing equipment rental	86,006.45
Switzerland	OCE (SUISSE) SA	Printing equipment rental	82,801.24
Switzerland	SECURITON SA	Security equipment special purpose	52,162.43
Switzerland	SERVICES INDUSTRIELS DE GENEVE	Electricity, Town Gas, Steam And Hot Water	190,476.19
Switzerland	SERVICES INDUSTRIELS DE GENEVE	Electricity, Town Gas, Steam And Hot Water	48,078.18
Switzerland	SWISSCOM (SUISSE) SA	Telephone communications, charges	125,757.72
Switzerland	SWISSCOM (SUISSE) SA	Telephone communications, charges	112,500.00
Switzerland	Various	Air, rail and road travel	3,694,537.95
Switzerland	WINKREATIVE AG	Communication and mass media, other	35,000.00
Switzerland	WORLD TRADE INSTITUTE	Customized Trade Training	88,087.77
Tunisia	PROGRESS SUARL	Trade facilitation	35,204.08
United Arab Emirates	MCS ACTION FZ LLC	Trade facilitation	40,811.33
United Kingdom	EKTRON EUROPE LIMITED	IT Operations, Maintenance And Support	65,572.00
United Kingdom	EKTRON EUROPE LIMITED	Website design	43,510.10
United Kingdom	ETHICAL TEA PARTNERSHIP	Customized Trade Training	42,039.74
United Kingdom	THE ECONOMIST	Personnel research Advertising (ITC Vacancies) / Executive Search	49,351.70
United Kingdom	VOCUS UK LTD	Software licenses	43,732.58
United Republic of Tanzania	SYNOVATE TANZANIA	Non-Tariffs Measures Surveys	33,941.00
United States of America	INTERNATIONAL WOMEN COFFEE ALLIANCE (IWCA)	Customized Trade Training	73,107.00
<b>ITU</b>			
Australia	COLIN KNOWLES AND ASSOCIATES PTY	Subcontract UIT-D	50,634.30
Austria	UNITED NATIONS OFFICE	Other service agreement	40,046.67
Brazil	CONSULTIX -Linux Professional Inst	Subcontract UIT-D	32,147.72
China	POSTS AND TELECOMMUNICATIONS PRESS	Other service agreement	51,243.14
China	POSTS AND TELECOMMUNICATIONS PRESS	Other service agreement	31,198.26
France	ALTECA	Other service agreement	54,699.15
France	CWT MEETINGS AND EVENTS	Other service agreement	31,795.75
Germany	ACTIAN GERMANY GMBH	Rental - Computer systems	117,570.51
Ireland	MICROSOFT IRELAND OPERATIONS LTD	Rental - Computer systems	279,832.83
Luxembourg	IMPRIMERIE CENTRALE SA	External services -	77,292.90
Malaysia	ASIA-PACIFIC BROADCASTING UNION	Subcontract UIT-D	75,526.13
Netherlands	UNI BUSINESS CENTRE BV	Rental - Computer systems	30,446.96
Republic of Moldova	ROMAL.COM-LUX S.R.L.	Subcontract UIT-D	33,519.91
Suriname	COMPUTER HARDWARE SERVICE N.V.	Subcontract UIT-D	37,091.64
Switzerland	ATRACSYS LLC	Other service agreement	31,945.79
Switzerland	BURSON-MARSTELLER AG	Other service agreement	63,891.58
Switzerland	CONNECTIS SA	Rental - Computer systems	36,895.26
Switzerland	DL- GROUPE GMG	IT consulting fees (invest.)	31,406.97

## Major contracts for services and works by UN organization

AGENCY	Location of Supplier	Name of Contractor	Description of Services	Contract Value USD
<b>ITU continued</b>				
	Switzerland	DL- GROUPE GMG	Rental - Computer systems	134,452.93
	Switzerland	EGOVALL TECHNOLOGIES	External services - Marketing	40,760.61
	Switzerland	EMC COMPUTER SYSTEMS AG	Rental - Computer systems	32,707.36
	Switzerland	FELIX BADEL & CIE S.A.	Maintenance - Furniture&Buildings	32,400.75
	Switzerland	FIPOI	Rental - Conference	125,801.13
	Switzerland	LUMENS 8 SA	Other service agreement	32,989.35
	Switzerland	ORACLE SOFTWARE (SUISSE)	Rental - Computer systems	38,207.16
	Switzerland	PRICEWATERHOUSECOOPERS SA	Other service agreement	69,215.88
	Switzerland	ROSCHI ROHDE & SCHWARZ AG	Subcontract UIT-D	42,583.74
	Switzerland	SUNRISE COMMUNICATIONS AG	Rental - Computer systems	47,909.10
	Switzerland	SWORD SERVICES	Other service agreement	81,146.56
	Switzerland	SWORD SERVICES	Other service agreement	42,487.90
	Switzerland	TEXTWISE S.A.L.	Other service agreement	44,101.16
	Switzerland	TOP-NET SERVICE SA	On-site installation	42,594.39
	Switzerland	TOP-NET SERVICE SA	On-site installation	37,270.09
	Switzerland	UNITY WEB SERVICE IT	Other service agreement	53,242.98
	Switzerland	UNITY WEB SERVICE IT	Other service agreement	31,945.79
	Switzerland	WORLD HEALTH ORGANISATION	IT consulting fees (invest.)	111,261.79
	Switzerland	WORLD HEALTH ORGANISATION	Other service agreement	44,140.96
	Switzerland	WORLD HEALTH ORGANISATION	Rental - Computer systems	955,033.57
	Switzerland	WORLD HEALTH ORGANISATION	Rental - Computer systems	75,957.53
	Switzerland	WORLD HEALTH ORGANISATION	Rental - Computer systems	55,653.17
	Thailand	APPR MEDIA CO. LTD	Subcontract UIT-D	37,291.29
	Thailand	APPR MEDIA CO. LTD	Subcontract UIT-D	37,291.29
	Thailand	CREATIVE ECONOMY CO	Subcontract UIT-D	33,841.69
	Thailand	IN THE MOOD CO. LTD.	Subcontract UIT-D	38,063.99
	Thailand	KHOOKHUM CO. LTD.	Subcontract UIT-D	32,153.51
	United Arab Emirates	DUBAI WORLD TRADE CENTRE - L.L.C.	External services -	143,842.01
	United Arab Emirates	DUBAI WORLD TRADE CENTRE - L.L.C.	Other service agreement	159,776.20
	United Arab Emirates	GL EVENTS PRODUCTIONS LLC	On-site installation	69,814.57
	United Arab Emirates	GL EVENTS PRODUCTIONS LLC	On-site installation	40,507.44
	United Arab Emirates	GL EVENTS PRODUCTIONS LLC	Subcontract UIT-D	134,687.25
	United Arab Emirates	INFO SALONS MIDDLE EAST Pty Ltd LLC	Other service agreement	203,421.18
	United Kingdom	DIGITALPR.TV	Other service agreement	38,334.95
	United States of America	MICHAEL ANDREWS AUDIO VISUAL	Rental - Audiovisual	30,336.02
<b>OPCW</b>				
	Belgium	VANBREDA RISK & BENEFITS	MARINE INSURANCE	32,907.89
	Czech Republic	VOP-026 STERNBERK, S.P.	SCIENCE AND TECHNICAL INFORMATION	32,097.00
	Czech Republic	VOP-026 STERNBERK, S.P.	TRAINING	108,528.22
	Finland	UNIVERSITY OF HELSINKI, -VERIFIN - FINLAND	ENGINEERING TRAINING	129,260.53
	Germany	HEAD OF INT'L RELATIONS FED.COURT AUDITORS,GE	AUDITING	151,315.79
	Malaysia	UNIVERSITI TEKNOLOGI MALAYSIA	ENGINEERING TRAINING	36,192.18
	Netherlands	APPLUS RTD BENELUX	MAINTENANCE AND REPAIR SERVICES	31,200.00
	Netherlands	BECHTLE DIRECT B.V.	MAINTENANCE AND REPAIR SERVICES	43,545.93
	Netherlands	BECHTLE DIRECT B.V.	PC SOFTWARE MAINTENANCE AND SUPPORT	69,835.87
	Netherlands	CARLSON WAGONLIT TRAVEL	TRAVEL FACILITATION	221,416.00
	Netherlands	CEGELEC BV	ELECTRICAL/MECHANICAL INSTALLATION	38,884.21
	Netherlands	COURT GARDEN HOTEL - ECODESIGNED	HOTELS	78,043.80
	Netherlands	CROON ELECTROTECHNIEK BV - (CROON TBI TECHNIEK	ELECTRICAL INSTALLATIONS MAINTENANC	52,662.11
	Netherlands	DE NES, FREDERIC C.	OFFICE BUILDING RENTAL	105,406.17
	Netherlands	DETRON INFORMATION TECHNOLOGY BV-ICT SOLUTION	COMPUTER EQUIPMENT MAINTENANCE AND	37,547.93
	Netherlands	DG PROJECTS B.V.	INSPECTION SERVICES, GOODS	193,399.70
	Netherlands	DG PROJECTS B.V.	INSPECTION SERVICES, GOODS	39,000.00
	Netherlands	DHJ GLOBAL FORWARDING	INSPECTION SERVICES, GOODS	32,640.40
	Netherlands	DIMENSION DATA NEDERLAND BV	MAINTENANCE AND REPAIR SERVICES	111,412.75
	Netherlands	DIMENSION DATA NEDERLAND BV	MAINTENANCE AND REPAIR SERVICES	30,159.21
	Netherlands	FRIS INVESTMENT CARE (EX-B&F PROPERTY MANAG.)	OFFICE BUILDING RENTAL	3,433,292.54
	Netherlands	G4S ALARMCENTRALE B.V.	SECURITY GUARD SERVICES	416,014.33
	Netherlands	G4S SECURITY SERVICES B.V.	SCIENTIFIC RESEARCH	33,488.00
	Netherlands	INFOR GLOBAL SOLUTIONS BV	PC SOFTWARE MAINTENANCE AND SUPPORT	107,686.84
	Netherlands	JOINT ANALYTICAL SYSTEMS BENELUX BV (JSB)	SCIENTIFIC EQUIPMENT MAINTENANCE AN	38,485.04
	Netherlands	KPN BUSINESS SERVICE DESK (160)-CONNECTIVITY	TELECOMMUNICATIONS	70,000.00
	Netherlands	KPN TELECOM, FACTURERING VASTE TELEFONIE	TELECOMMUNICATIONS	73,083.87
	Netherlands	KYZO INTERIEUR & EXTERIEUR BEPLANTIG	INDOOR PLANTS MAINTENANCE	42,551.18
	Netherlands	MOTIV	SECURITY EQUIPMENT MAINTENANCE AND	34,038.00
	Netherlands	MOTIV	SECURITY EQUIPMENT MAINTENANCE AND	32,343.42
	Netherlands	POSTNL	POSTAL SERVICES	43,943.68
	Netherlands	QUINTIQ PRODUCTS BV	PC SOFTWARE MAINTENANCE AND SUPPORT	35,615.88
	Netherlands	RICOH NEDERLAND BV	PHOTOCOPIERS RENTAL/LEASE	120,566.05
	Netherlands	RIGHT MANAGEMENT CONSULTANTS	STAFFING SERVICES	40,263.16
	Netherlands	UNISYS NEDERLAND N.V.	COMPUTER EQUIPMENT MAINTENANCE AND	96,415.74
	Netherlands	VODAFONE LIBERTEL N.V. (MOBILE ZAKEN)	TELEPHONE COMMUNICATIONS, CHARGES	93,548.00
	Serbia	MINISTRY OF DEFENCE, REPUBLIC OF SERBIA-DEFEN	TRAINING	64,311.00
	United Kingdom	UNIVERSITY OF SURREY	ENGINEERING TRAINING	134,054.37
	United Kingdom	WILLIS LIMITED	LIABILITY INSURANCE	42,763.16
	United States of America	ACUTECH GROUP INC	ENGINEERING TRAINING	37,827.63
	United States of America	ACUTECH GROUP INC	ENGINEERING TRAINING	45,000.00
	United States of America	IHS GLOBAL INC. (SRI CONSULTING)	PRINTING, PUBLISHING AND BOOKBINDIN	30,120.53
<b>PAHO</b>				
	Barbados	CONSULTING ENGINEERS PARTNERSHIP LTD.	SERVICES	70,000.00
	Brazil	INSTITUTO STELA	SOFTWARE SERVICES	87,000.00
	Canada	SOFTCHOICE CORPORATION.	COMPUTER SOFTWARE LICENSE	50,176.00
	Chile	ARTEAGA, OSCAR	SERVICES	40,000.00
	Netherlands	ELSEVIER, B.V.	TECHNICAL MANUAL	50,000.00
	Spain	FUND ESPANOLA PARA LA COOP INT'L SPS.	SERVICES	70,000.00
	Spain	FUND UNIV. SOCIEDAD UNIV. DE EXTREMADURA	SERVICES	65,000.00
	Switzerland	INTERNATIONAL COMPUTING CENTER (ICC)	TECHNICAL SERVICES	138,148.13
	Switzerland	INTERNATIONAL COMPUTING CENTER (ICC)	TECHNICAL SERVICES	131,865.00
	Switzerland	INTERNATIONAL COMPUTING CENTER (ICC)	TECHNICAL SERVICES	131,865.00
	Switzerland	INTERNATIONAL COMPUTING CENTER (ICC)	TECHNICAL SERVICES	131,865.00
	United Kingdom	LONDON SCHOOL OF HYG & TR	SYSTEM DESIGN & DEVELOPME	194,400.00
	United States of America	ACTIVE RISK INC.	COMPUTER SOFTWARE LICENSE	36,395.39
	United States of America	ALCORN, WARD & PARTNERS, INC.	SYSTEM DESIGN & DEVELOPME	34,200.00
	United States of America	B&M CONTRACTORS	BUSINESS SERVICES	120,148.00
	United States of America	B&M CONTRACTORS	CONSTRUCTION SERVICES	159,695.00
	United States of America	B&M CONTRACTORS	CONSTRUCTION SERVICES	113,481.00
	United States of America	BIRCHES GROUP, LLC.	WAGE SURVEYS	33,000.00
	United States of America	BLACKBOARD COLLABORATE INC.	COMPUTER SOFTWARE LICENSE	74,075.00
	United States of America	BRIGHTKEY, INC.	BUSINESS SERVICES	50,000.00
	United States of America	CARDON SOLUTIONS, LLC.	SOFTWARE SERVICES	86,250.00
	United States of America	CARRIER CORPORATION	MAINTENANCE AND REPAIR SE	89,412.60
	United States of America	CATAPULT SYSTEMS, INC	BUSINESS SERVICES	75,000.00
	United States of America	CENTURYLINK.	TELEPHONE SERVICES	38,760.00
	United States of America	CITRINE SOFTWARE LLC.	SOFTWARE SERVICES	91,520.00
	United States of America	CITRINE SOFTWARE LLC.	SOFTWARE SERVICES	58,480.00
	United States of America	C.J.VOLK ASSOCIATES, INC	FINANCIAL ANALYSIS	30,000.00
	United States of America	COGSDALE CORPORATION.	COMPUTER EQUIPMENT MAINTA	193,415.00
	United States of America	COPE, INC.	BUSINESS SERVICES	32,000.00
	United States of America	CORE BTS, INC.	COMPUTER SOFTWARE LICENSE	119,722.56
	United States of America	CORE BTS, INC.	COMPUTER SOFTWARE LICENSE	105,603.23
	United States of America	CRUZ, RAFAEL E.	EDITORIAL SERVICES	58,300.00
	United States of America	CUTTER, CONSORTIUM.	BUSINESS SERVICES	401,300.00
	United States of America	CUTTER, CONSORTIUM.	BUSINESS SERVICES	35,900.00



## Major contracts for services and works by UN organization

AGENCY			Contract Value
Location of Supplier	Name of Contractor	Description of Services	USD
<b>PAHO continued</b>			
United States of America	CUTTER, CONSORTIUM.	STUDIES	170,000.00
United States of America	CWX GROUP, LLC.	TECHNICAL SERVICES	123,088.00
United States of America	DELL MARKETING L.P	SOFTWARE SERVICES	40,137.20
United States of America	DUBNA SYSTEMS, LLC	TECHNICAL SERVICES	161,616.00
United States of America	E GROUP, INC.	LOGISTICS	35,000.00
United States of America	EDINGTON, PEEL & ASSOCIAT	LEGAL SERVICES	108,000.00
United States of America	ELCON ENTERPRISES INC	ELEVATOR INSTALLATIONS MA	931,610.00
United States of America	ELCON ENTERPRISES INC	ELEVATOR INSTALLATIONS MA	46,800.00
United States of America	GENERAL SECRETARIAT OF TH	LEASE/RENTAL SERVICES	572,461.00
United States of America	GLOBAL CROSSING TELECOMMUNICATIONS, INC.	TELEPHONE SERVICES	45,000.00
United States of America	HARGROVE, INC.	BUSINESS SERVICES	118,565.74
United States of America	HEWITT ASSOCIATES.	BUSINESS SERVICES	72,000.00
United States of America	HUMAN CIRCUIT, INC.	AUDIO VISUAL S&E	185,876.51
United States of America	INTERNATIONAL BUILDING SE	BUSINESS SERVICES	96,628.00
United States of America	KC-DC CONSULTING, INC	SOFTWARE SERVICES	135,266.00
United States of America	MGM TECHNOLOGY LLC.	BUSINESS SERVICES	111,800.00
United States of America	MIRACLE SOFTWARE INC.	SOFTWARE SERVICES	42,120.00
United States of America	MSLI, GP	COMPUTER SOFTWARE LICENSE	245,997.42
United States of America	PAETEC COMMUNICATIONS INC.	TELEPHONE SERVICES	48,764.16
United States of America	RECRUITING MINDS INC.	SOFTWARE SERVICES	76,800.00
United States of America	RUTHERFOORD, AN MMA COMPANY	LOGISTICS	76,798.00
United States of America	SCHOLARONE	COMPUTER SOFTWARE LICENSE	40,477.00
United States of America	SELECT INTERNATIONAL	BUSINESS SERVICES	58,000.00
United States of America	SIEMENS INDUSTRY, INC.	MAINTENANCE AND REPAIR SE	87,858.00
United States of America	SUCCESS FACTORS.	SOFTWARE SERVICES	36,300.00
United States of America	TELEFONICA USA, INC.	TECHNICAL SERVICES	434,031.39
United States of America	TELEFONICA USA, INC.	TECHNICAL SERVICES	183,707.43
United States of America	TELEFONICA USA, INC.	TELEPHONE SYSTEMS	221,051.10
United States of America	THE FAIRFAX AT EMBASSY ROW.	CONTRACTS	33,500.00
United States of America	THE VIRGINIAN SUITES.	HOTELS	30,238.00
United States of America	THI IV MIAMI LESSEE LLC.	HOTELS	31,091.90
United States of America	UNIV OF MEDICINE & DENTISTRY NEW JERSEY	TECHNICAL SERVICES	44,003.00
United States of America	VB CONSULTING ASSOCIATES	SOFTWARE SERVICES	52,792.82
United States of America	VB CONSULTING ASSOCIATES	SOFTWARE SERVICES	34,089.18
United States of America	VERIZON WIRELESS.	TELEPHONE SERVICES	30,118.00
United States of America	VERIZON.	BUSINESS SERVICES	39,000.00
<b>UNDP</b>			
Afghanistan	ACSORE-SURVEY	Management development	35,500.00
Afghanistan	ADVIZING IT LTD	Mass communication services	81,290.00
Afghanistan	AFGHAN TELECOM	Telephone communications	48,600.00
Afghanistan	AFGHANISTAN HUMAN RIGHTS ORGANIZATION	Learning costs	53,000.00
Afghanistan	Ahmad Zubair Fatahi	Local Consultants-Technical	60,500.00
Afghanistan	ASIA BANA CONSTRUCTION COMPANY	Fourth Installment - CompoundConstruction of K-Span Warehouse for IEC	65,850.00
Afghanistan	ASIA BANA CONSTRUCTION COMPANY	Sixth Installment - Construction of IEC South Western RCC Road	33,180.00
Afghanistan	ATOS CONSULTING	Methodology and analysis	79,950.00
Afghanistan	ATR CONSULTING	Int'l Consultants-Technical	70,080.00
Afghanistan	AWCC	Mobile communications servi	111,320.00
Afghanistan	AWCC	Telecommunication Services	57,140.00
Afghanistan	AYAZ AMJAD ROAD AND CONSTRUCTION COMPANY	Construction of new detention center for ministry of justice	120,890.00
Afghanistan	CARE INTERNATIONAL	Payment to Care International after defect liability period of Aliceghan Project	82,760.00
Afghanistan	CENTER FOR AFGHAN CIVIL SOCIETY SUPPORT	Professional Services Contract (UNDP/AFG/2010/0285 - LOT 2)	40,890.00
Afghanistan	CENTER FOR AFGHAN CIVIL SOCIETY SUPPORT	Professional Services Contract of LOTFA/DP. Contract # 312 (LOT 1)	58,400.00
Afghanistan	CERTE CONSULTANCY	Professional Services Contract (Ref. UNDP/AFG/PS/2011/1023)	149,780.00
Afghanistan	CETENA GROUP	Production & Dissemination of 5-Part Video and Audio Documentary	116,920.00
Afghanistan	COGINTA	Int'l Consultants - Support	44,210.00
Afghanistan	COGINTA	Int'l Consultants - Technical	52,800.00
Afghanistan	CTG GLOBAL FZC	Int'l Consultants-Technical	1,703,410.00
Afghanistan	CTG GLOBAL FZC	Int'l Consultants-Technical	46,940.00
Afghanistan	CTG GLOBAL FZC	Local Consultants-Technical	80,350.00
Afghanistan	DAN OFFICE	Computer engineering	64,290.00
Afghanistan	DAN OFFICE	Domestic air cargo transpor	159,000.00
Afghanistan	DIN SON LTD	Vehicle repair	39,450.00
Afghanistan	DUNDEX NETWORK	Int'l Consultants - Support	307,780.00
Afghanistan	DUNDEX NETWORK	Int'l Consultants - Technic	53,000.00
Afghanistan	DUNDEX NETWORK	Int'l Consultants-Technical	130,200.00
Afghanistan	EBADULLAH RESTURANT	Cafeteria services	75,830.00
Afghanistan	FEROOGH NOOR FILM	Rural development services	116,560.00
Afghanistan	GHOUS LODIN LTD	Vehicle Spare Parts	68,320.00
Afghanistan	GLOBAL ENTOURAGE SERVICES	Communication Service	69,420.00
Afghanistan	GLOBAL ENTOURAGE SERVICES	Data services	48,200.00
Afghanistan	GLOBAL ENTOURAGE SERVICES	Internet access charges	41,400.00
Afghanistan	GLOBAL ENTOURAGE SERVICES	Internet services	345,700.00
Afghanistan	GLOBAL ENTOURAGE SERVICES	Internet services	242,380.00
Afghanistan	GLOBAL ENTOURAGE SERVICES	Software maintenance	41,400.00
Afghanistan	GUNALAN KARUPPANAN	Int'l Consultants-Technical	33,000.00
Afghanistan	IDG SECURITY AFGHANISTAN LTD	Explosive Detection Dog Fee	35,970.00
Afghanistan	IDG SECURITY AFGHANISTAN LTD	Security services	99,450.00
Afghanistan	IDG SECURITY AFGHANISTAN LTD	Security Services	46,200.00
Afghanistan	IDG SECURITY AFGHANISTAN LTD	Security Services	39,800.00
Afghanistan	IDG SECURITY AFGHANISTAN LTD	Security Services	39,800.00
Afghanistan	IDG SECURITY AFGHANISTAN LTD	Security Services	39,800.00
Afghanistan	IDG SECURITY AFGHANISTAN LTD	Security Services	39,800.00
Afghanistan	IDG SECURITY AFGHANISTAN LTD	Security Services	39,000.00
Afghanistan	IDG SECURITY AFGHANISTAN LTD	Security systems services	1,647,010.00
Afghanistan	IDG SECURITY PTE LTD	Security systems services	127,050.00
Afghanistan	INTER CONTINENTAL HOTEL	Conference organizing servi	61,440.00
Afghanistan	INTERNATIONAL TRAINING CENTER OF THE ILO	Learning - training of coun	102,670.00
Afghanistan	IO GLOBAL SERVICES PRIVATE LIMITED	Communication Service	117,770.00
Afghanistan	IO GLOBAL SERVICES PRIVATE LIMITED	Email and messaging service	196,450.00
Afghanistan	IO GLOBAL SERVICES PRIVATE LIMITED	IEC Provincial Offices (32 Provinces) internet charges (bandwidth 128/65 Kbps)	54,400.00
Afghanistan	IO GLOBAL SERVICES PRIVATE LIMITED	Internet services	509,360.00
Afghanistan	IO GLOBAL SERVICES PRIVATE LIMITED	Internet services	145,500.00
Afghanistan	IO GLOBAL SERVICES PRIVATE LIMITED	Telecommunication Services	309,620.00
Afghanistan	JAWIDAN MAIHAN CONSTRUCTION COMPANY	Building Maintenance & Repa	89,450.00
Afghanistan	KHAIR KHWA FUEL LOGISTICS GROUP	Vehicle repair	48,090.00
Afghanistan	KHALIQI CONSTRUCTION & ROAD BUILDING LTD	Rehabilitation services	148,380.00
Afghanistan	KPMG AFGHANISTAN LIMITED	Audit services	84,000.00
Afghanistan	KPMG AFGHANISTAN LIMITED	Audit services fee	302,400.00
Afghanistan	KUEHNE & NAGEL	Port storage & container demurrage charges on supply of armored vehicles	87,910.00
Afghanistan	LAPIS LTD	Provision Of Communication Activities -Provincial Councils, Peace And Transition Conference	95,200.00
Afghanistan	LOCAL DEVELOPMENT ASSOCIATES LTD	Int'l Consultants-Technical	84,780.00
Afghanistan	MOHAMMAD FAISAL YAQOUBI TRADING AND LOGI	Security Services/upgrading	89,790.00
Afghanistan	MUBASHER FATIH LOGISTICS SERVICES CO	Vehicle rental	63,000.00
Afghanistan	NAEEMI SAFI CONSTRUCTION AND	Rehabilitation services	140,340.00
Afghanistan	NATIONAL AUDIT ACADEMY OF MALAYSIA	Professional Services Contract #: UNDP/AFG/PS/2012/0004	84,960.00
Afghanistan	NATIONAL SCHOOL OF GOVERNMENT	Learning costs	37,890.00
Afghanistan	ORGANIZATION FOR SUSTAINABLE DEVELOPMENT	Urban development services	133,590.00
Afghanistan	P & D CONSULTING SERVICES INC	Int'l Consultants - Technical	74,250.00
Afghanistan	PETER DENNIS LEPSCH	Int'l Consultants - Support	36,200.00
Afghanistan	ROLAN ULAY ABA	Int'l Consultants-Technical	59,400.00
Afghanistan	ROSHAN TELECOM DEVELOP.CO. AFG.LTD.	Mobile communications servi	301,720.00
Afghanistan	SAHIL MIDDEL EAST TRANSIT & FREIGHT	Shipment (Relocation)	42,210.00

## Major contracts for services and works by UN organization

AGENCY	Location of Supplier	Name of Contractor	Description of Services	Contract Value USD
	<b>UNDP continued</b>			
Afghanistan		SEFAT AND GOLDEN JOINT VENTURE	Building Maintenance & Repa	70,120.00
Afghanistan		SHRADDHA MAHAPATRA	Int'l Consultants - Technical	96,050.00
Afghanistan		SIFAT CONSTRUCTION CO LTD	Building Maintenance & Repa	62,470.00
Afghanistan		SOCIAL DEVELOPMENT AND LEGAL RIGHTS	Building Maintenance & Repa	68,560.00
Afghanistan		SYNERGY INTERNATIONAL SYSTEMS,INC	Software application admin.	287,050.00
Afghanistan		TADBEER CONSULTING INC.	Professional Ser. Cont. under LOTFA/DP (Ref: UNDP/AFG/PS/2011/1019)	201,480.00
Afghanistan		UNIQUE FORESTRY AND LAND USE GMBH	Int'l Consultants-Technical	72,840.00
Afghanistan		UNOFS	Additional demurrage charges	44,350.00
Afghanistan		UN-WFP DUBAI	Shipment (Relocation)	50,000.00
Afghanistan		WAHEED WAHAJ CONSTRUCTION & CONSTRUCTION	Farm building construction	121,150.00
Afghanistan		WAHEED WAHAJ CONSTRUCTION & CONSTRUCTION	Rehabilitation services	146,050.00
Afghanistan		ZAMARYAL CONSTRUCTION COMPANY	Rehabilitation services	111,470.00
Albania		A & E SHPK	Building Maintenance & Repa	47,390.00
Albania		A.K. SHPK	Civil engineering	51,820.00
Albania		A.K. SHPK	Cultural Services	33,300.00
Albania		ADVANCE BUSINESS SOLUTIONS	IT Installation	46,110.00
Albania		ALBA KONSTRUKSION	Civil engineering	80,350.00
Albania		ALBANIAN EXPERIENCE	Conference organizing servi	45,860.00
Albania		ALBDESIGN	Printing	39,450.00
Albania		AURORA KONSTRUKSION SHPK	Civil engineering	334,070.00
Albania		AURORA KONSTRUKSION SHPK	Electric & electr. engineer	130,830.00
Albania		BAHAS SHPK	Civil engineering	217,350.00
Albania		BE-IS SHPK	Civil engineering	115,830.00
Albania		CO 1 RROKU KONSTRUKSION SHPK	Civil engineering	240,660.00
Albania		CURRI SHPK	Civil engineering	165,800.00
Albania		D & C PARTNERS	Civil engineering	79,760.00
Albania		DRINI 1 SHPK	Regional development servic	113,150.00
Albania		ECORYS NEDERLAND BV	Regional development servic	340,740.00
Albania		ECORYS NEDERLAND BV	Regional development services	136,470.00
Albania		ENBI POWER SHPK	Civil engineering	57,460.00
Albania		GEN-RED SHPK	Civil engineering	91,680.00
Albania		HUSZAR BRAMMAH AND ASSOCIATES	Urban development planning	84,050.00
Albania		INSTITUTI I STUDIUMEVE BASHKEKOHORE	Methodology and analysis	62,700.00
Albania		INSTITUTI PER NDRYSHIM E LIDERSHIP NE SH	Educational Consulting	54,200.00
Albania		IPROPLAN PLANUNGSGESELLSCHAFT GMBH	Civil engineering	82,700.00
Albania		K.D.K. SHPK	Civil engineering	47,400.00
Albania		KARL GEGA KONSTRUKSION SHPK	Civil engineering	87,620.00
Albania		KLODODA SHPK	Civil engineering	85,650.00
Albania		LALA SHPK	Civil engineering	1,042,060.00
Albania		LEON KONSTRUKSION SHPK	Civil engineering	137,330.00
Albania		MARTINI SHPK	Mechanical engineering	58,060.00
Albania		NDREGJONI SHPK	Civil engineering	162,920.00
Albania		ORUCI SHPK	Civil engineering	48,640.00
Albania		ORUCI SHPK	Regional development servic	88,290.00
Albania		PARLLAKU SHPK	Civil engineering	155,220.00
Albania		PARTNERS ALBANIA	Training and development	55,370.00
Albania		PURCELL & ASSOCIATES TECNOLOGY CONS. LT	Consulting Companies	101,710.00
Albania		PURCELL & ASSOCIATES TECNOLOGY CONS. LT	Consulting Companies	101,710.00
Albania		PURCELL & ASSOCIATES TECNOLOGY CONS. LT	Consulting Companies	43,590.00
Albania		RO. GAT SECURITY COMPANY	Security systems services	73,440.00
Albania		SHANSI INVEST SHPK	Civil engineering	765,880.00
Albania		SHOQATA KOMBETARE E BLEGT. LEA	Livestock breeding	53,340.00
Albania		URBAN RESEARCH INSTITUTE	Urban development services	51,220.00
Algeria		CIRWAY CONSULTING SAS	Local Consultants-Technical	135,600.00
Algeria		EGT Tipasa- Unite CORNE D'OR	Hospitality-Special Events	32,800.00
Algeria		EXEL CONSULTING	Int'l Consultants - Technical	135,600.00
Algeria		Fraser Milner Casgrain LLP	Int'l Consultants - Technical	164,400.00
Algeria		HANDICAP INTERNATIONAL	Training	58,410.00
Algeria		Multi-Partner Trust Fund Office	Accountancy	55,640.00
Algeria		OUADAH OMAR BEN MOHAMED	Residential rental	162,100.00
Angola		EMP TRANS LDA CARGO CENTER LUANDA	Air to ocean transportation: Customs clearance	67,200.00
Angola		EMP TRANS LDA CARGO CENTER LUANDA	Air to ocean transportation: Customs clearance	44,430.00
Angola		EMP TRANS LDA CARGO CENTER LUANDA	Transport Service	101,460.00
Angola		GUARDA SEGURA	Security systems services	177,740.00
Angola		PROMETEUS LDA	Building Maintenance & Repa	95,330.00
Argentina		BECHER Y ASOCIADOS S.R.L.	Audit services	50,540.00
Argentina		BECHER Y ASOCIADOS S.R.L.	Audit services	47,140.00
Argentina		BECHER Y ASOCIADOS S.R.L.	Audit services	39,480.00
Argentina		CONSORCIO DE PROP. ESMERALDA 114-120-130	Building Maintenance & Repair	64,640.00
Argentina		CONSORCIO DE PROP. ESMERALDA 114-120-130	Building Maintenance & Repair	52,090.00
Argentina		MENENDEZ HNOS. SA	Handyman services	42,150.00
Argentina		MENENDEZ HNOS. SA	Handyman services	36,530.00
Argentina		USS GUARDIA PRIVADA S.A.	Security systems services	52,690.00
Argentina		USS GUARDIA PRIVADA S.A.	Security systems services	49,660.00
Argentina		USS GUARDIA PRIVADA S.A.	Security systems services	31,600.00
Armenia		ALFONSO CALLES SANCHEZ	Int'l Consultants - Support	103,890.00
Armenia		EDUARDO LORENZO OCHOA	Int'l Consultants - Support	186,030.00
Armenia		ELEONORA VERGEER	Int'l Consultants-Technical	75,400.00
Armenia		ERKNACER LLC	UN House conference hall reconstruction	39,000.00
Armenia		EURASIA PARTNERSHIP FOUNDATION, CRRC	Organization of Social Innovation Camp 2012	81,380.00
Armenia		GAUDI Ltd.	Design and preparation of advertisement panels for SMEs.	69,230.00
Armenia		HIFAB INTERNATIONAL	Study Tour to Sweden for VET Policy Makers	36,080.00
Armenia		PARADISE LTD	Development and broadcasting of information TV programmes on SME DNC in Armenia	66,900.00
Armenia		STEPANAVAN LORE RESCUE TEAM	Disaster risk reduction issues in local development strategies	70,850.00
Armenia		SVETLANA KARAPETYAN	RENT OF OFFICE SPACE FOR EUAG FOR APRIL _ OCTOBER	38,160.00
Armenia		VANI LTD	Landscape protection	38,960.00
Azerbaijan		ADI Production MMC	Printing	47,690.00
Azerbaijan		Aira LLC	Management information syst	136,480.00
Azerbaijan		Aira LLC	System administration	45,350.00
Azerbaijan		Arsenal-E MMC	Utility building constructi	57,340.00
Azerbaijan		Civil Register Project Staff	Local Consultants-Technical	40,890.00
Azerbaijan		INTEL SMART MMC	Conference organizing servi	44,000.00
Azerbaijan		Iteca Caspian LLC	Meeting facilities	1,391,370.00
Azerbaijan		Khazar Scientific Technical Creativity	Civil engineering	39,500.00
Azerbaijan		Kometa-R MMC	Conference organizing servi	39,660.00
Azerbaijan		National Assembly of Youth Organizations	Training	177,560.00
Azerbaijan		NTC LLC	Software application admin.	164,080.00
Azerbaijan		SASIconult	Conference organizing servi	80,000.00
Azerbaijan		Seabak MMC	System administration	49,430.00
Azerbaijan		UN Technical Cooperation Activites	Hospitality-Special Events	200,000.00
Azerbaijan		Zartab	Software application admin.	179,500.00
Bahrain		ARABIAN GULF UNIVERSITY	Water quality assessment	106,400.00
Bahrain		Datamatics Global Services Ltd	Management information syst	65,400.00
Bangladesh		AAMRA NETWORKS LIMITED	Internet services	33,150.00
Bangladesh		ADIVASI UNNAYAN KENDRA (CIPD)	Adivasi Unnayan Kendra (CIPD), 3rd installment, From 1 Year Contract (03 October 2011 to 02 October 2012), Respective Upazila Rangamati Sadar	44,850.00
Bangladesh		ADIVASI UNNAYAN KENDRA (CIPD)	Advance (20% of the total contract value)	44,590.00
Bangladesh		ADIVASI UNNAYAN KENDRA (CIPD)	CIPD _Rangamati Sadar 3rd installment Fund request, Contract Duration 07 October 2011-06 October 2012	44,930.00
Bangladesh		ADIVASI UNNAYAN KENDRA (CIPD)	Upon achieving 20% of all the deliverables (30% of the total contract value)	66,890.00
Bangladesh		Advanced Technology	Conference organizing services	166,650.00

## Major contracts for services and works by UN organization

AGENCY	Location of Supplier	Name of Contractor	Description of Services	Contract Value USD
	<b>UNDP continued</b>			
Bangladesh		Advanced Technology	Logistic support for UN SG Town Hall Meeting 2011	183,460.00
Bangladesh		AEGIS Services Limited	Property management	320,020.00
Bangladesh		AEGIS Services Limited	Security systems services	166,660.00
Bangladesh		Asian Disaster Preparedness Center	Urban development services	1,123,830.00
Bangladesh		ASSISTANCE FOR THE LIVELIHOOD OF THE LIVELYHOOD	Third installment, From 1 Year Contract (03 October 2011-02 October 2012), Respective Upazila Matranga	39,820.00
Bangladesh		ASSISTANCE FOR THE LIVELIHOOD OF THE LIVELYHOOD	Upon achieving 20% of all the deliverables (30% of the total contract value)	36,960.00
Bangladesh		Bangladesh Legal Aid and Services Trust	Training and development	440,480.00
Bangladesh		BIAM - Bangladesh Institute of Admin &	Commercial facility rental	55,330.00
Bangladesh		BRAC	Rural development services	121,040.00
Bangladesh		Centre for Urban Studies (CUS),	Urban development services	55,840.00
Bangladesh		CHAMAK DECORATORS	Handyman services	36,850.00
Bangladesh		Community Systems Foundation	Technical, advisory and training support	32,420.00
Bangladesh		Concern Worldwide	Social development	95,430.00
Bangladesh		COREFIELD	Printing	30,830.00
Bangladesh		ECONOMIC POLICY RESEARCH INSTITUTE	Learning costs	58,210.00
Bangladesh		Eco-Social Development Organization	Civil engineering	31,920.00
Bangladesh		Eco-Social Development Organization	Training and development	511,450.00
Bangladesh		GORAN SVEN JONSSON	Intl Consultants-Technical	111,500.00
Bangladesh		GRAUS (GRAM UNNAYON SANGATHON)	Advance (20% of the total contract value), 1st installment	57,300.00
Bangladesh		GRAUS (GRAM UNNAYON SANGATHON)	Gram Unnayan Songathon(GRAUS), 3rd installment	35,170.00
Bangladesh		GRAUS (GRAM UNNAYON SANGATHON)	Gram Unnayan Songathon(GRAUS), 3rd installment, From 1 Year Contract (03 October 2011-02 October 2012), Respective Upazila Ruma	36,970.00
Bangladesh		GRAUS (GRAM UNNAYON SANGATHON)	Upon achieving 20% of all the deliverables (30% of the total contract value), 2nd installment	85,950.00
Bangladesh		GREEN CARE NURSERY	Property management	97,470.00
Bangladesh		Hilehili Education&Social Dev.Foundation	Advance (20% of the total contract value), 1st installment	30,150.00
Bangladesh		Hilehili Education&Social Dev.Foundation	Hilehili Education & Social Development Foundation, 3rd installment, From 1 Year Contract (03 October 2011 to 02 October 2012), Respective Upazila Baghaichari	46,440.00
Bangladesh		Hilehili Education&Social Dev.Foundation	3rd installment, From 1 Year Contract (03 October 2011 to 02 October 2012), Respective Upazila Baghaichari	30,970.00
Bangladesh		Hilehili Education&Social Dev.Foundation	Hilehili_Baghaichari_3rd installment fund request; Contract duration 03 October 2011-02 October 2012)	46,510.00
Bangladesh		Hilehili Education&Social Dev.Foundation	Upon achieving 20% of all the deliverables (30% of the total contract value), 2nd installment	45,230.00
Bangladesh		Honeycom Automation & Security Pvt. Ltd.	IT Installation(Upgrading CCTV)	147,070.00
Bangladesh		Human Development Research Centre (HDRC)	Survey methodology Report	36,940.00
Bangladesh		IDB-Bangladesh Islamic Solidar	Electric utilities	372,330.00
Bangladesh		IDB-Bangladesh Islamic Solidar	Property management	9,429,570.00
Bangladesh		Islamic Relief	Civil engineering	49,730.00
Bangladesh		Madaripur Legal Aid Association	Training and development	781,800.00
Bangladesh		Malik Mohammad Abu Taha	Commercial facility rental	54,430.00
Bangladesh		N.Z. EKATA MOHILA SAMITI	Ekata Mohila Samiti (Ekata), 3rd installment, From 1 Year Contract (03 October 2011-02 October 2012), Respective Upazila Lama	34,560.00
Bangladesh		N.Z. EKATA MOHILA SAMITI	Upon achieving 20% of all the deliverables (30% of the total contract value), 2nd installment	33,150.00
Bangladesh		New SAS Rent - A- Car	Vehicle rental	38,600.00
Bangladesh		ON COURSE CONSULTANCY LIMITED	Learning costs	393,500.00
Bangladesh		PAN PACIFIC SONARGAON	Learning costs	621,120.00
Bangladesh		PAN PACIFIC SONARGAON	Learning costs	56,820.00
Bangladesh		Practical Action	Submission of Relevant project documents & study reports, detailed work plan and the work plan reflects reviews & recommendations of project documents	93,520.00
Bangladesh		Property Care Services Bangladesh (Pvt.)	Property management	554,680.00
Bangladesh		PWD BICC	Conference organizing servi	53,710.00
Bangladesh		Real Printing and Advertising	Upon successful delivery of following, 1) Delivery of 148 sets of Big Books; 2) Delivery of 148 sets of series pictures; 3)Delivery of 148 sets of Theme pictures (60% of total contract amount)	45,010.00
Bangladesh		Royal Canadian Mounted Police	Registration fees	42,830.00
Bangladesh		Seagull Hotels Ltd	Learning costs	35,460.00
Bangladesh		Shining Hill	Shining Hill_Longadu_3rd installment , (contract duration 03 October 2011-02 October 2012)	30,380.00
Bangladesh		Shining Hill	Shining Hill, 3rd installment, From 1 Year Contract (03 October 2011 to 02 October 2012), Respective Upazila Longadu	30,330.00
Bangladesh		SMEC International Pty Ltd.	Civil engineering	227,450.00
Bangladesh		Strategic Actions Society (SAS)	Advance (20% of the total contract value), 1st installment	44,640.00
Bangladesh		Strategic Actions Society (SAS)	SAS_Barkal_3rd installment fund request , contract duration 07 October 2011-06 October 2012	38,190.00
Bangladesh		Strategic Actions Society (SAS)	Strategic Actions Society, 3rd installment, From 1 Year Contract (03 October 2011 to 02 October 2012)	38,140.00
Bangladesh		Strategic Actions Society (SAS)	Upon achieving 20% of all the deliverables (30% of the total contract value), 2nd installment	66,970.00
Bangladesh		TAUNGYA	Advance (20% of the total contract value)	37,870.00
Bangladesh		TAUNGYA	Taungya, 3rd installment, From 1 Year Contract (03 October 2011 to 02 October 2012), Respective Upazila Bilaichari	30,910.00
Bangladesh		TAUNGYA	Taungya_Bilaichari 3rd installment, contract duration 07 October 2011-06 October 2012	30,960.00
Bangladesh		TAUNGYA	Upon achieving 20% of all the deliverables (30% of the total contract value)	56,810.00
Bangladesh		TRINAMUL UNNAYAN SANGSTHA	Khagrachari Sadar_3rd installment ,from the 1 Year contract Duration (23 August 2011 to 22 August 2012)	33,180.00
Bangladesh		TRINAMUL UNNAYAN SANGSTHA	Trinamul Unnayan Sangstha (TUS), 2nd Installment from 1Year Contract (23 August 2012 to 22 August 2013), Respective Upazila Khagrachari Sadar	35,820.00
Bangladesh		Wave Foundation	Training and development	384,280.00
Bangladesh		ZABARANG KALYAN SAMITY	Zabarang Kalyan Samiti (ZKS), 3rdinstallment, From 1 Year Contract (03 October 2011-02 October 2012), RespectiveUpazila Panchari	32,040.00
Barbados		AGRICO LTD.	Intl Consultants-Technical	68,490.00
Barbados		ALERTING SOLUTIONS INC.	Communication Service	200,380.00
Barbados		AMALGAMATED SECURITY SERVICES LTD.	Security systems services	56,940.00
Barbados		CAPITAL SIGNAL COMPANY LTD	Risk or hazard assessment	207,450.00
Barbados		CARIBBEAN EMERGENCY RESPONDERS	Training	274,250.00
Barbados		CARIBE HOSPITALITY OF BARBADOS LIMITED	Hospitality-Vouchered Expen	62,510.00
Barbados		DEVELOPMENT GATEWAY, INC.	Intl Consultants-Technical	44,500.00
Barbados		DEVELOPMENT GATEWAY, INC.	Intl Consultants-Technical	44,500.00
Barbados		ERNST & YOUNG	Audit services	50,000.00
Barbados		FONDAZIONE CIMA	Intl Consultants-Technical	292,140.00
Barbados		GESP S.r.l	Risk or hazard assessment	668,090.00
Barbados		GESP S.r.l	Training	166,990.00
Barbados		H. LAVITY STOUTT COMMUNITY COLLEGE	Distance learning services	75,000.00
Barbados		INRA ANTILLES GUYANE	Conference organizing servi	42,500.00
Barbados		ISLAND PLANNING SERVICES	Local Consultants-Technical	60,190.00
Barbados		ISLAND SURVEYING SERVICES LTD	Risk or hazard assessment	60,330.00
Barbados		JANINE CHASE	Local Consultants-Technical	33,890.00
Barbados		LE GROUPE-CONSEIL BAASTEL LTEE	Communication Service	340,360.00
Barbados		MOTOROLA SOLUTIONS INC	IT Installation	76,700.00
Barbados		SMITH WARNER INTERNATIONAL LTD	Prepayment for Smith Warner Int'l Ltd	290,780.00
Barbados		SMITH WARNER INTERNATIONAL LTD	Risk or hazard assessment	264,930.00
Barbados		UNESCO-IHE INSTITUTE FOR WATER EDUCATION	Risk or hazard assessment	48,680.00
Belarus, Republic of		AMEX EXPORT-IMPORT GMBH	Warranty	40,000.00
Belarus, Republic of		BELMEDTEKHNIKA UP	Distribution Cost	224,220.00
Belarus, Republic of		BELREKONSTRUKTSIYA OOO	Home remodeling and repair	35,850.00
Belarus, Republic of		BELREMSTROISVIAZ OAO	Home remodeling and repair	201,670.00

## Major contracts for services and works by UN organization

AGENCY	Location of Supplier	Name of Contractor	Description of Services	Contract Value USD
UNDP continued				
Belarus, Republic of		BELREMSTROISVIAZ OAO	VAT (Value Added Tax)	40,330.00
Belarus, Republic of		BELSENS	Conference organizing servi	30,360.00
Belarus, Republic of		BRESTPROEKT OAO	Civil engineering	48,900.00
Belarus, Republic of		CORPCONSULT, ZAO	Residential rental	33,330.00
Belarus, Republic of		IDA FOUNDATION	Distribution Cost	378,170.00
Belarus, Republic of		KUEHNE + NAGEL A/S	Land Transport	43,630.00
Belarus, Republic of		MAZ, OAO	VAT (Value Added Tax)	45,970.00
Belarus, Republic of		MOLODECHNENSKY ZAVOD METALLOIZDELIY OAO	VAT (Value Added Tax)	46,220.00
Belarus, Republic of		Moore Stephens LLP	Audit services	55,500.00
Belarus, Republic of		NPF STROITEL OOO	Commercial construction	48,260.00
Belarus, Republic of		Stroitelny Trest #25 OAO	Prefab erection and remodel	63,990.00
Belarus, Republic of		TRANSSTROYBEL ZAO	VAT (Value Added Tax)	83,330.00
Belarus, Republic of		TREST BELSANTEKHMONTAZH NO 1, OAO	Home remodeling and repair	32,860.00
Belarus, Republic of		UNFPA	Distribution Cost	32,940.00
Belarus, Republic of		UNICEF	Distribution Cost	76,210.00
Belarus, Republic of		UNICEF	Land Transport	89,400.00
Benin		BAOBAB SARL	Prefab erection and remodel	36,690.00
Benin		BENIN MARINA HOTEL	Conference organizing servi (Hébergement)	45,730.00
Benin		CYR LABEL	IT Installation	48,670.00
Benin		DUNDEX NETWORK	Intl Consultants - Support	47,650.00
Benin		DUNDEX NETWORK	Temporary admin. assistance	49,510.00
Benin		LEAMERO CONSULTING LIMITED	Intl Consultants-Technical	96,000.00
Bolivia		ABBASE LTDA IMPRESORES GRAFICOS	Printing	38,970.00
Bolivia		ADRA BOLIVIA	Conference organizing servi	56,630.00
Bolivia		ADRA BOLIVIA	Hospitality-Special Events	65,850.00
Bolivia		ADRA BOLIVIA	Local Consultants-Support	398,690.00
Bolivia		ADRA BOLIVIA	Local Consultants-Technical	32,000.00
Bolivia		AGRUPACION CIUDADANA CONSENSO POPULAR	Educational Consulting	31,790.00
Bolivia		AGRUPACION CIUDADANA CONSENSO POPULAR	Grants to Instit & other Be	31,720.00
Bolivia		BAUDOIN CONSULTORIA Y ASESORIA	Local Consultants-Technical- CONSULTORIA ELABORACION PLAN DE ACCION DEL PROGRAMA PAIS-CPAP	65,800.00
Bolivia		FERNANDO LUIS GARCIA YAPUR	Local Consultants-Technical	38,990.00
Bolivia		FRANCISCO GUILLERMO CHIANG BARROS	Intl Consultants-Technical	55,670.00
Bolivia		FRENTE DE UNIDAD NACIONAL	Learning costs	32,950.00
Bolivia		FUNDACION COMSI - BOLIVIA	Local Consultants-Support	93,730.00
Bolivia		HN PLAZA HOTEL S.R.L.	Learning costs	34,410.00
Bolivia		INSTIT INVESTIG Y CAPACITACION CAMPESINA	Grants to Instit & other Be	37,480.00
Bolivia		INSTITUTO ALTERNATIVO	Local Consultants-Technical	60,170.00
Bolivia		JIMENA SAAVEDRA GUTIERREZ	Residential rental	208,000.00
Bolivia		LUIS FERNANDO BAUDOIN OLEA	Intl Consultants-Technical	41,160.00
Bolivia		LUIS MARCELO BARRON VARGAS	Intl Consultants-Technical	62,260.00
Bolivia		MOVIMIENTO AL SOCIALISMO	Educational Consulting	86,460.00
Bolivia		MOVIMIENTO SIN MIEDO JUSTICIA Y DIGNIDAD	Educational Consulting	40,900.00
Bolivia		MOVIMIENTO SIN MIEDO JUSTICIA Y DIGNIDAD	Grants to Instit & other Be	80,390.00
Bolivia		NUEUVO PODER CIUDADANO	Grants to Instit & other Be	45,060.00
Bolivia		OPS/OMS	Local Consultants-Support	39,130.00
Bolivia		PACHAMAMAN URUPA QHANTAWI SRL	Grants to Instit & other Be	32,820.00
Bolivia		PROCOSI MALARIA II	Conference organizing servi	71,370.00
Bolivia		PROCOSI MALARIA II	Hospitality-Special Events	30,760.00
Bolivia		PROCOSI MALARIA II	Local Consultants-Support	330,040.00
Bolivia		SNV BOLIVIA	2do desem. coorv. SNV-PNUD	150,890.00
Bolivia		SNV BOLIVIA	Grants to Instit & other Be	49,460.00
Bolivia		SUSANA ROSA GABRIELA GUEVARA SALAS	Local Consultants-Technical	30,060.00
Bolivia		TST STAG SA	Asset recovery service	63,860.00
Bolivia		VERDAD Y DEMOCRACIA SOCIAL VERDES	Educational Consulting	34,200.00
Bolivia		VERDAD Y DEMOCRACIA SOCIAL VERDES	Grants to Instit & other Be	37,050.00
Bosnia-Herzgovina		AD ZVORNIK PUTEVI	Road maintenance or repairs	287,780.00
Bosnia-Herzgovina		AD ZVORNIK PUTEVI	VAT (Value Added Tax)	48,920.00
Bosnia-Herzgovina		AGENCIJA BODYGUARD FILEKOVIC	Electric & electr. engineer	113,390.00
Bosnia-Herzgovina		ALBERA DOO	VAT (Value Added Tax)	39,420.00
Bosnia-Herzgovina		ALHEMIJA FILM UDRUZENJE	Development assistance	33,510.00
Bosnia-Herzgovina		ALIVUKACO	Development assistance	151,970.00
Bosnia-Herzgovina		AMMSOL DOO	Mechanical engineering	114,750.00
Bosnia-Herzgovina		ARCH DESIGN DOO	Printing	32,650.00
Bosnia-Herzgovina		BBDO MARKETING AGENCY	Advertising agency services	63,510.00
Bosnia-Herzgovina		BH TELECOM	Telecommunication Services	978,130.00
Bosnia-Herzgovina		BHM DOO	Learning - training of coun	110,950.00
Bosnia-Herzgovina		CCED ACADEMY	Learning - training of coun	206,620.00
Bosnia-Herzgovina		CCED ACADEMY	VAT (Value Added Tax)	35,120.00
Bosnia-Herzgovina		CENTAR ZA KULTURU DJALOGA - HIV/AIDS	Development assistance	46,420.00
Bosnia-Herzgovina		CENTAR ZA PODRSKU I SAVJETOVANJE PRAXISS	Development assistance	35,900.00
Bosnia-Herzgovina		CLIMA TRADE DOO	Civil engineering	67,940.00
Bosnia-Herzgovina		DIAM DOO	Civil engineering	184,290.00
Bosnia-Herzgovina		DVOKUT PRO	Communication Service	106,880.00
Bosnia-Herzgovina		EDA AGENCIJA ZA RAZVOJ PREDUZECA	Training and development	39,650.00
Bosnia-Herzgovina		EDUS EDUKACIJA ZA SVE	Development assistance	108,480.00
Bosnia-Herzgovina		ELNOS BL	Electric & electr. engineer	71,010.00
Bosnia-Herzgovina		FARMAVITA DOO	VAT (Value Added Tax)	41,900.00
Bosnia-Herzgovina		FEROELEKTRO	Commercial facility rental	7,039,660.00
Bosnia-Herzgovina		FEROELEKTRO	Electric utilities	1,138,760.00
Bosnia-Herzgovina		FEROELEKTRO	Residential rental	2,494,330.00
Bosnia-Herzgovina		FEROELEKTRO	VAT (Value Added Tax)	97,880.00
Bosnia-Herzgovina		FONDATION MERIEUX	Civil engineering	38,170.00
Bosnia-Herzgovina		GENESIS PROJEKT HUMANITARNA ORGANIZACIJA	Development assistance	36,170.00
Bosnia-Herzgovina		GRAFIKA SARAN	Printing	38,690.00
Bosnia-Herzgovina		GROMEKS DOO	Utility building construct	57,250.00
Bosnia-Herzgovina		GSM BH TELECOM	Telecommunication Services	1,085,210.00
Bosnia-Herzgovina		HERING DD ZA PROJEKTOVANJE I GRADITELJST	VAT (Value Added Tax)	83,000.00
Bosnia-Herzgovina		INTEGRA DOO	Civil engineering	183,710.00
Bosnia-Herzgovina		INTEGRA DOO	VAT (Value Added Tax)	31,230.00
Bosnia-Herzgovina		INTERNATIONAL TRUST FUND DEMINING MINE V	Refugee programs	77,890.00
Bosnia-Herzgovina		IZBJEGLICKI SERVIS ZA POVRAK RRS	Development assistance	30,290.00
Bosnia-Herzgovina		IZGRADNJA DOO	Road maintenance or repairs	93,860.00
Bosnia-Herzgovina		JOKIC INVEST DOO	Building Maintenance & Repa	108,960.00
Bosnia-Herzgovina		LOGOSOFT	Internet services	456,270.00
Bosnia-Herzgovina		LOKALNA AKCIONA GRUPA UNA SANA	Development assistance	30,810.00
Bosnia-Herzgovina		MEDICO INZINJERING DOO SARAJEVO	Civil engineering	172,140.00
Bosnia-Herzgovina		MEDICO INZINJERING DOO SARAJEVO	VAT (Value Added Tax)	30,480.00
Bosnia-Herzgovina		MERFI DRUSTVO ZA FINANSIJSKU REVIZIJU	Audit services	137,990.00
Bosnia-Herzgovina		MIG ELEKTRO DOO	Civil engineering	96,520.00
Bosnia-Herzgovina		MIG ELEKTRO DOO	Electric & electr. engineer	137,260.00
Bosnia-Herzgovina		MINISTARSTVO ODBRANE BIH	Mechanical engineering	63,810.00
Bosnia-Herzgovina		NESTO VISE UDRUZENJE GRADJANA	Development assistance	30,200.00
Bosnia-Herzgovina		ORBITER DOO TUZLA	Electric & electr. engineer	52,040.00
Bosnia-Herzgovina		PRAVO LJUDSKI	Training and development	53,000.00
Bosnia-Herzgovina		PRISM RESEARCH	Social development	34,180.00
Bosnia-Herzgovina		PROGRES DOO BRATUNAC	Building Maintenance & Repa	187,210.00
Bosnia-Herzgovina		PROGRES DOO BRATUNAC	VAT (Value Added Tax)	34,860.00
Bosnia-Herzgovina		REG. SAVJETODAVNA SLUZBA	Rural development services	68,830.00
Bosnia-Herzgovina		ROMI BEZ GRANICA UDRUZENJE GRADJANA	Development assistance	31,890.00
Bosnia-Herzgovina		SAVOX MILICI PRED. ZA PROIZV. I PROMET	Farm building construction	39,370.00
Bosnia-Herzgovina		SF INZINJERING	Water and sewer utilities	147,880.00
Bosnia-Herzgovina		SIMING TRADE	Civil engineering	120,830.00



## Major contracts for services and works by UN organization

AGENCY			Contract Value
Location of Supplier	Name of Contractor	Description of Services	USD
<b>UNDP continued</b>			
Bosnia-Herzegovina	SIMING TRADE	Electric & electr. engineer	37,830.00
Bosnia-Herzegovina	STEP DD	Development assistance	106,830.00
Bosnia-Herzegovina	TB INZENJERING	Road maintenance or repairs	352,230.00
Bosnia-Herzegovina	TB INZENJERING	VAT (Value Added Tax)	59,880.00
Bosnia-Herzegovina	TEHNOGRADNJA	Water and sewer utilities	137,820.00
Bosnia-Herzegovina	UDRUZENJE CENTAR ZA RAZVOJ I PODRSKU	Development assistance	58,900.00
Bosnia-Herzegovina	UDRUZENJE GRADJANA EVROPSKE KONEKCIJE	Development assistance	46,110.00
Bosnia-Herzegovina	UDRUZENJE GRADJANA EVROPSKE KONEKCIJE	Training and development	33,940.00
Bosnia-Herzegovina	UXB BALKANS DOO	Mechanical engineering	30,810.00
Bosnia-Herzegovina	VISAK DOO	Civil engineering	91,270.00
Botswana	ADANSONIA HOTEL (FENCIT PTY LTD)	Conference organizing servi	57,320.00
Botswana	BCA CONSULT (PTY) LTD	Local Consultants-Technical	97,110.00
Botswana	BIDPA	Local Consultants-Technical	116,260.00
Botswana	BOSSIE DEE GUARDS (PTY) LTD	Security systems services	230,410.00
Botswana	CLEAN TIME	Handyman services	232,860.00
Botswana	Communication Link	Management information system	64,730.00
Botswana	Communication Link	Telecommunication Services	93,990.00
Botswana	Communication Link	Telecommunication Services	69,050.00
Botswana	DCDM ECONOMIC & MANAGEMENT CONSULTANTS	Local Consultants-Technical	174,160.00
Botswana	GEMINYE GROUP (PTY) LIMITED	Building Maintenance & Repa	30,720.00
Botswana	LANDSCAPE SOLUTIONS (PTY) LTD	Handyman services	91,140.00
Botswana	NCG HOLDINGS (PTY) LTD	Local Consultants-Technical	199,750.00
Botswana	Phakalane Golf Estate	Conference organizing servi	68,810.00
Botswana	RESCUE ONE	Security systems services	31,220.00
Botswana	SCHINDLER LIFTS BOTSWANA (PTY) LTD	Building Maintenance & Repa	35,780.00
Botswana	SIFISO CHIKANDI	Int'l Consultants - Support	67,440.00
Botswana	SIFISO CHIKANDI	Int'l Consultants-Technical	59,210.00
Botswana	THE GRANDPALM HOTEL	Conference organizing servi	183,660.00
Botswana	THE PACKAGE	Conference organizing servi	157,230.00
Botswana	WASTE	Int'l Consultants-Technical	103,960.00
Brazil	5 ESTRELAS COML E SERV. MUDANÇAS LTDA	Moving Expenses	77,630.00
Brazil	ACE SEGURADORA S/A	Transport Service	64,940.00
Brazil	Aceros Transportes Ltda.	Boxcar transport	30,200.00
Brazil	ACTA DIURNA MARKETING E JORNALISMO LTDA	Communication Service	1,487,520.00
Brazil	ACTA DIURNA MARKETING E JORNALISMO LTDA	Communication Service (30% upon contract signature)	581,290.00
Brazil	ADÉLIA DE SÁ PEDREIRA	Local Consultants-Technical	55,390.00
Brazil	Ademildo Coelho Mendes	Local Consultants-Technical	39,530.00
Brazil	ADERBAL BOTELHO LEITE NETO	Local Consultants-Support	56,040.00
Brazil	ADERVAL COSTA FILHO	Local Consultants-Technical	52,200.00
Brazil	ADONIAS ROSADA MALOSSO	Local Consultants-Technical	32,160.00
Brazil	ADRIANA CALDERAN GREGOLIN	Local Consultants-Technical	49,360.00
Brazil	Adriana Claudia Zonis	Aditivo IC - S) Local Consultants-Technical	30,230.00
Brazil	ADRIANA PARADA	Local Consultants-Technical	43,350.00
Brazil	ALAIN SOUTO REMY	Local Consultants-Technical	33,560.00
Brazil	Alberto Jorge da Rocha Silva	Local Consultants-Technical	44,580.00
Brazil	ALBERTO LUIZ WANDERLEY	Local Consultants-Technical	37,140.00
Brazil	Albino Advogados Associados	Public administration servi	221,130.00
Brazil	ALESSANDER MONACO FERREIRA	Local Consultants-Technical	100,000.00
Brazil	ALESSANDRA DOS SANTOS ARAUJO	Local Consultants-Support	66,370.00
Brazil	ALESSANDRO MENESES MESQUITA	Local Consultants-Technical	35,410.00
Brazil	ALESSANDRO RICARDO CARUSO DA CUNHA	Local Consultants-Technical	50,880.00
Brazil	ALESSANDRO S. BANDEIRA COSTA	Local Consultants-Technical	53,430.00
Brazil	ALEXANDRE AUGUSTO JULIO GOMES	Local Consultants-Technical	45,000.00
Brazil	Alexandre Augusto Lopes Goulart de Andra	Local Consultants-Technical	52,330.00
Brazil	ALEXANDRE DOMANICO DA CUNHA	Local Consultants-Technical	32,040.00
Brazil	ALEXANDRE PINTO DE PAIVA NASSER	Local Consultants-Technical	31,510.00
Brazil	ALEXANDRE RIBEIRO LEICHSENRING	Local Consultants-Technical	32,850.00
Brazil	ALEXANDRE YUKIHISSA HATANO	Local Consultants-Technical	46,430.00
Brazil	ALEXSANA SPOSITO TRESSE MARQUES DE MELLO	Local Consultants-Technical	40,800.00
Brazil	Alexsandro de Brito Almeida	Local Consultants-Technical	39,530.00
Brazil	ALINE DE OLIVEIRA COSTA	Local Consultants-Technical	35,710.00
Brazil	ALISON BARROS DA SILVA	Local Consultants-Support	54,950.00
Brazil	ALMEIDA FRANÇA ENGENHARIA LTDA	Installation	376,260.00
Brazil	ALTAMIR CAETANO DE OLIVEIRA	Local Consultants-Technical	50,770.00
Brazil	ALVANI OLIVEIRA DOMIENSE	Local Consultants-Technical	45,600.00
Brazil	ALVARO LUIZ DOS SANTOS WERNECK	Local Consultants-Technical	32,730.00
Brazil	ALVARO ROCHA ELESBAO	Local Consultants-Technical	33,720.00
Brazil	AMANDA RODRIGUES COSTA	Local Consultants-Technical	51,390.00
Brazil	AMAV S TURISMO LTDA	Hospitality-Special Events	44,140.00
Brazil	Ambiente Brasil Engenharia Ltda.	Public administration servi	78,290.00
Brazil	ANA BEATRIZ GOULART DE FARIA	Local Consultants-Technical	44,400.00
Brazil	ANA CELIA DE SOUZA	Local Consultants-Technical	46,220.00
Brazil	ANA CRISTINA E SILVA AGUIAR	Local Consultants-Technical	45,220.00
Brazil	ANA FLAVIA NACIF PINTO COELHO PIRES	Local Consultants-Technical	40,190.00
Brazil	Ana Lucia Camphora Pacheco	Local Consultants-Technical	30,220.00
Brazil	ANA LUISA NEPOMUCENO SILVA	Local Consultants-Technical	53,410.00
Brazil	ANA LUIZA PAIVA GOMES UCHOÁ	Local Consultants-Technical	43,020.00
Brazil	ANA MARIA DE CASTRO TAVARES DA COSTA	Local Consultants-Technical	37,090.00
Brazil	ANA MARIA MARINHO FRANCA	Local Consultants-Technical	48,280.00
Brazil	ANA MÔNICA DE MELLO	Local Consultants-Technical	54,940.00
Brazil	Ana Rita Castro Trajano	Local Consultants-Technical	32,140.00
Brazil	ANA TRES CRUZ	Local Consultants-Technical	66,860.00
Brazil	ANCELMO AUGUSTO FERREIRA DOS SANTOS	Local Consultants-Technical	32,280.00
Brazil	ANDERS JENSEN SCHMIDT	Local Consultants-Technical	40,910.00
Brazil	ANDERSON ALVARENGA PEREIRA	Local Consultants-Technical	48,960.00
Brazil	ANDERSON MOTA MORAES	Local Consultants-Technical	57,260.00
Brazil	ANDERSON SANTANA ROSA	Local Consultants-Technical	31,630.00
Brazil	ANDRE DIAS MARCHETTI	Local Consultants-Technical	43,300.00
Brazil	ANDRE GUIMARAES DE MATTOS RODRIGUES	Local Consultants-Technical	43,020.00
Brazil	André Luiz de Abreu	Local Consultants-Technical	43,960.00
Brazil	ANDRÉ RICARDO DE LUNA CAMPOS	Local Consultants-Technical	42,500.00
Brazil	ANDREA DA SILVEIRA ROSSI	Local Consultants-Technical	48,960.00
Brazil	ANDREA DOMANICO	Local Consultants-Technical	43,860.00
Brazil	ANDREA LEME DA SILVA	Local Consultants-Technical	37,790.00
Brazil	ANDRÉA SALOMÃO	Local Consultants-Technical	39,530.00
Brazil	ANDRÉA ZIMMERMANN	Local Consultants-Technical	31,350.00
Brazil	ANDREIA PAULA ZARAT TAVARES	Local Consultants-Technical	39,530.00
Brazil	ANDRESSA BOLZAN	Local Consultants-Technical	45,250.00
Brazil	Anelise Salazar Albuquerque	Local Consultants-Technical	74,470.00
Brazil	ANGELA CORDEIRO	Local Consultants-Technical	30,220.00
Brazil	ANGELA GASPARIN MARTINAZZO	Local Consultants-Technical	38,210.00
Brazil	ANGELA MÁRCIA LOUREIRO PEROCÇO	Local Consultants-Technical	56,760.00
Brazil	ANGELA PATRICIA DEIRO DAMASCENO	Local Consultants-Technical	46,510.00
Brazil	ANIS INST. BIOÉTICA DIR. HUMANOS GÉNERO	Social development	41,900.00
Brazil	ANSELMO VITAL MATOS	Local Consultants-Technical	35,490.00
Brazil	ANTONIA GEANE COSTA BEZERRA	Local Consultants-Technical	37,830.00
Brazil	ANTONIO AUGUSTO DOS SANTOS SOARES	Int'l Consultants-Technical	32,320.00
Brazil	ANTONIO EDUARDO R. IBARRA	Local Consultants-Technical	54,050.00
Brazil	ANTONIO MANOEL TIMBO LIMA GOMES	Local Consultants-Technical	49,420.00
Brazil	Antonio Ramos de Carvalho	Local Consultants-Technical	50,440.00
Brazil	ARISTIDES VICENTE DE PAULA NETO	Local Consultants-Technical	46,740.00
Brazil	ARLEY COUTO DE MENDONÇA	Local Consultants-Technical	39,460.00
Brazil	ARQUIMEDES JOSÉ NOGUEIRA FONTES	Local Consultants-Technical	53,570.00

## Major contracts for services and works by UN organization

AGENCY			Contract Value
Location of Supplier	Name of Contractor	Description of Services	USD
UNDP continued			
Brazil	ART GRUPO LTDA ME	Conference organizing servi	34,420.00
Brazil	ARTU ADRIANO FERNANDES SOUZA	Local Consultants-Technical	42,580.00
Brazil	ARTUR IURI ALVES DE SOUSA	Local Consultants-Technical	39,530.00
Brazil	ASSOCIAÇÃO ANTONIO VIEIRA UNISINOS	Learning-DPKO & Interns	70,710.00
Brazil	ASSOCIAÇÃO CARUARUENSE DE ENSINO SUPERIO	Social development	45,950.00
Brazil	ASSOCIAÇÃO CULTURA PESQUISA NOEL ROSA	Social development	45,840.00
Brazil	Associação de Pais e Amigos	Learning - Contract Service	31,910.00
Brazil	Associação Educacional Nove de Julho	Learning-DPKO & Interns	34,530.00
Brazil	Associação Escola Sup de Prop. Marketing	Management information syst	54,810.00
Brazil	Associação Literária São Boaventura	Conference organizing servi	49,170.00
Brazil	ATHALIA GRAFICA E EDITORA LTDA	Printing	35,910.00
Brazil	ATHUS CORREA FERNANDES	Local Consultants-Technical	44,800.00
Brazil	AUGUSTO BERNADES SOUSA	Local Consultants-Technical	47,650.00
Brazil	AUGUSTO CESAR MEDEIROS DE SIMONE	Local Consultants-Technical	33,300.00
Brazil	Augusto Fernando Jaeger	Local Consultants-Technical	31,820.00
Brazil	AVANTI EVENTOS LTDA	Conference organizing servi	1,097,060.00
Brazil	AYRTON CARLOS DE SOUZA MAIA	Local Consultants-Technical	30,590.00
Brazil	AYRTON JOSÉ DA FONSECA FAUSTO	Local Consultants-Technical	38,920.00
Brazil	AZIME COMERCIO E SERVICOS GERAIS	Land Transport	76,760.00
Brazil	AZIME COMERCIO E SERVICOS GERAIS	Staff recruiting services	184,200.00
Brazil	AZIME COMERCIO E SERVICOS GERAIS	Staff recruiting services	175,100.00
Brazil	AZURÉ PUBLICAÇÕES LTDA - ME	Publishing	34,730.00
Brazil	BARBARA GRANER BARBOSA	Local Consultants-Technical	40,800.00
Brazil	BARBARA MICHELLE GARCIA FORMOSO	Local Consultants-Technical	41,860.00
Brazil	BASILICO SERVIÇOS DE EVENTOS LTDA-ME	Conference organizing servi	57,980.00
Brazil	BRASIL TELECOM S A	Telecommunication Services	68,180.00
Brazil	Breno Martins Domingues	Local Consultants-Technical	59,040.00
Brazil	BRUNA EMANUELLE ALVARENGA FANIS	Local Consultants-Technical	40,800.00
Brazil	BRUNO ALEXANDRE BARRETO AMADOR	Local Consultants-Technical	50,400.00
Brazil	BRUNO JOSÉ RODRIGUES	Local Consultants-Technical	53,570.00
Brazil	CACIO FABRÍCIO GOMES DA ROCHA	Local Consultants-Technical	37,930.00
Brazil	CAIO GEDEON DE ARAUJO	Local Consultants-Technical	53,200.00
Brazil	CAIO GONÇALVES DE OLIVEIRA	Local Consultants-Technical	43,020.00
Brazil	CAIXA ECONÔMICA FEDERAL	Training	485,560.00
Brazil	CAMILA MARQUES VIANA DA SILVA	Local Consultants-Technical	44,190.00
Brazil	CARINA BERNARDES SOUSA	Local Consultants-Technical	45,250.00
Brazil	CARLOS ALBERTO GAMA PINTO	Local Consultants-Technical	36,260.00
Brazil	Carlos Alfredo Ferraz de Oliveira	Local Consultants-Technical	48,130.00
Brazil	CARLOS EDUARDO DE SOUSA	Local Consultants-Technical	53,570.00
Brazil	CARLOS EDUARDO VIEIRA SOARES	Local Consultants-Technical	40,800.00
Brazil	Carlos Roberto Sereia	Local Consultants-Technical	72,020.00
Brazil	CARLOS VANDERLEY SOARES	Local Consultants-Technical	33,560.00
Brazil	CARLOS VITOR GRAÇA BASTOS DE AZEVEDO	Local Consultants-Technical	38,950.00
Brazil	CARMEN REGINA NERY E SILVA	Local Consultants-Technical	48,960.00
Brazil	CAROLINA DOS SANTOS FERREIRA	Local Consultants-Technical	36,240.00
Brazil	CAROLINA VEDANA PASQUETI	Local Consultants-Technical	32,650.00
Brazil	Caroline Siqueira	Local Consultants-Technical	39,530.00
Brazil	CARTA MAIOR PUB. PROM. E PRODUÇÃO LTDA	Communication Service	184,740.00
Brazil	CASSIO MURILO MOREIRA TROVATTO	Local Consultants-Technical	42,890.00
Brazil	CASSIO SILVEIRA FRANCO	Local Consultants-Technical	37,790.00
Brazil	CATIA PARANHOS MARTINS	Local Consultants-Technical	33,950.00
Brazil	CCN CENTRO DE CONVENÇÕES LTDA.	Meeting facilities	189,310.00
Brazil	CÉLIA REGINA CAETANO FERREIRA	Local Consultants-Technical	34,620.00
Brazil	CELY ALVES NEVES	Local Consultants-Technical	36,240.00
Brazil	CENTRO DE PROMOÇÃO DA SAUDE	Audio Visual Productions	55,000.00
Brazil	CESAR REINHARDT	Local Consultants-Technical	45,350.00
Brazil	CÉSAR RÔMULO RODRIGUES ASSIS	Local Consultants-Technical	33,560.00
Brazil	CHANNEL LOCACOES E EVENTOS	Conference organizing servi	70,400.00
Brazil	CHANNEL LOCACOES E EVENTOS	EVENTO BELO HORIZONTE 10 E 11/12/2012	30,370.00
Brazil	CHRISTIANNE BELINZONI DE CARVALHO	Local Consultants-Technical	49,130.00
Brazil	CHRYSIAN TOIGO	Local Consultants-Technical	60,710.00
Brazil	CÍBELE CRISTINA BUENO DE OLIVEIRA	Local Consultants-Technical	45,640.00
Brazil	CINTIA BARCELLOS VEIGA DE FREITAS	Local Consultants-Technical	63,540.00
Brazil	CLARA LUCIA FEVILLA DE OLIVEIRA LIMA	Local Consultants-Technical	64,170.00
Brazil	CLAUDETE DE JESUS TEODORO	Local Consultants-Technical	43,020.00
Brazil	CLAUDIA BRANDAO DUTRA	Local Consultants-Technical	33,560.00
Brazil	CLAUDIA CARDOSO LIMA	Local Consultants-Technical	39,530.00
Brazil	Claudia da Silva Pedreira	Local Consultants-Technical	36,580.00
Brazil	CLAUDIA MARIA DE FRANÇA MEDEIROS	Local Consultants-Technical	35,600.00
Brazil	CLAUDIA MARQUES DE SOUSA	Local Consultants-Technical	31,630.00
Brazil	CLÁUDIA PIAZERA	Local Consultants-Technical	35,400.00
Brazil	CLAUDIA REGINA ATAIDE DE PAULA SANTANA	Local Consultants-Technical	43,470.00
Brazil	CLAUDIA SAYURI MIYAKI	Local Consultants-Technical	53,370.00
Brazil	CLAUDIO ROVEDA	Inti Consultants-Technical	35,000.00
Brazil	CLEBER ELIAS DE SOUZA	Local Consultants-Technical	39,530.00
Brazil	CLEBER RICARDO PINHEIRO COTRIM	Local Consultants-Technical	49,230.00
Brazil	CLEUSA PAVAN	Local Consultants-Technical	36,540.00
Brazil	CLIMACO CEZAR DE SOUZA	Local Consultants-Technical	32,210.00
Brazil	COLIN SEAN ANTHONY PANTIN	Local Consultants-Technical	44,510.00
Brazil	COMPLIANCE EVENTOS E PRODUÇÕES LTDA ME	Conference organizing servi	37,790.00
Brazil	CON & SEA LTDA	Information retrieval syste	49,200.00
Brazil	CON & SEA LTDA	Management information syst	49,200.00
Brazil	CON & SEA LTDA	System administration	49,200.00
Brazil	CONGREGAT ENGENHARIA E TECNOLOGIA S.A.	Public administration servi	112,910.00
Brazil	COOPERATIVA DE SERVICOS E IDEIAS AMBIENT	Management development	154,840.00
Brazil	COOPERATIVA DOS CONDUTORES AUTONÔMOS	Land Transport	113,310.00
Brazil	CP2 CONSULTORIA, PESQUISA E PLAN. LTDA	Environmental information	87,500.00
Brazil	CPMBRAXIS OUTSOURCING S.A	Management information syst	500,550.00
Brazil	CRISTIANA MARQUES DINIZ	Local Consultants-Technical	33,530.00
Brazil	CRISTIANE APARECIDA ALVES DE GODOY	Local Consultants-Technical	31,630.00
Brazil	CRISTIANE HELENA DO COUTO ARAUJO	Local Consultants-Technical	32,940.00
Brazil	CRISTIANE KELLY NASCIMENTO DOS SANTOS	Local Consultants-Technical	43,480.00
Brazil	CRISTIANO SCHUCH	Local Consultants-Technical	48,800.00
Brazil	CRISTIANO TENÓRIO ALVES	Local Consultants-Technical	53,570.00
Brazil	CRISTINA ALVES PESSOA CANDIDO	Local Consultants-Technical	39,530.00
Brazil	CT COMUNICAÇÃO LTDA	PRODUTO 05	31,840.00
Brazil	DAFRAN GOMES MACÁRIO	Local Consultants-Technical	52,330.00
Brazil	Damiana Bernado de Oliveira Neto	Local Consultants-Technical	47,880.00
Brazil	DANIEL DE CASTRO SIMPLICIO	Local Consultants-Technical	35,030.00
Brazil	Daniel de Oliveira d El Rei Pinto	Local Consultants-Technical	33,720.00
Brazil	DANIEL DOS SANTOS MONTEIRO	Local Consultants-Technical	53,570.00
Brazil	DANIEL JOSE DIAZ	Inti Consultants-Technical	80,000.00
Brazil	DANIEL JÚNIO DOS SANTOS	Local Consultants-Technical	48,100.00
Brazil	DANIEL KAZUHISSA HATANO	Local Consultants-Technical	67,860.00
Brazil	DANIEL TORRES DEOLINDO	Local Consultants-Technical	40,800.00
Brazil	DANIELA ALVES CARVALHO	Local Consultants-Technical	37,840.00
Brazil	DANIELA CRISTINA BRITO DE MEDEIROS	Local Consultants-Technical	38,210.00
Brazil	DANIELE SOUSA E SILVA	Local Consultants-Technical	38,370.00
Brazil	DANIELLA CRISTINE VASCONCELOS	Local Consultants-Technical	46,220.00
Brazil	DANIELLE LUCIANI P MARQUES DO NASCIMENTO	Local Consultants-Technical	35,760.00
Brazil	DANILO BEZERRA CARDOSO DA SILVA	Local Consultants-Technical	47,580.00
Brazil	DANILO BORGES DOS SANTOS	Local Consultants-Technical	40,290.00
Brazil	DANILO PEREIRA DE LIMA	Local Consultants-Technical	44,330.00



## Major contracts for services and works by UN organization

AGENCY	Location of Supplier	Name of Contractor	Description of Services	Contract Value USD
	<b>UNDP continued</b>			
	Brazil	DARIO ALMEIDA NOLETO	Local Consultants-Technical	45,200.00
	Brazil	DATAFOLHA INSTITUTO DE PESQUISA LTDA.	SETTLEMENT C BRA 10-10178/2010 - E) Social development	857,160.00
	Brazil	DATAFOLHA INSTITUTO DE PESQUISA LTDA.	Social development	2,016,130.00
	Brazil	DBA ENGENHARIA DE SISTEMAS LTDA.	Information centers	156,250.00
	Brazil	DBA ENGENHARIA DE SISTEMAS LTDA.	P 12 - E) Information centers	30,600.00
	Brazil	DBA ENGENHARIA DE SISTEMAS LTDA.	P 14 - E) Information centers	30,600.00
	Brazil	DBA ENGENHARIA DE SISTEMAS LTDA.	P 5 - E) Information centers	61,210.00
	Brazil	DENISE AGUIAR FIUZA DE MORAES	Local Consultants-Technical	44,800.00
	Brazil	DENISE CIDADE CAVALCANTI MARTINS	Local Consultants-Technical	45,350.00
	Brazil	DENISE DE OLIVEIRA ALVES	Local Consultants-Technical	49,260.00
	Brazil	DEULMA LUSTOSA NOGUEIRA	Local Consultants-Technical	32,940.00
	Brazil	DEUZIRIA DE CARVALHO SOARES	Local Consultants-Technical	43,020.00
	Brazil	DIASFORA CONSULTORIA, CAPACITAÇÕES,	Learning - Contract Service	30,600.00
	Brazil	Diego Augusto Diehl	Local Consultants-Technical	44,840.00
	Brazil	DIEGO JOSÉ MACEDO	Local Consultants-Technical	53,570.00
	Brazil	DIEGO PATRICK DA SILVA SANTOS	Local Consultants-Technical	53,570.00
	Brazil	DIEGO SILVA	Local Consultants-Technical	49,260.00
	Brazil	Digital Consultoria e Publicidade Ltda.	Information centers	143,960.00
	Brazil	Dilma Batista de Sousa	Local Consultants-Technical	39,530.00
	Brazil	Diógenes Álvares	Local Consultants-Technical	80,000.00
	Brazil	DIVANI FERREIRA DE SOUSA	Local Consultants-Technical	46,180.00
	Brazil	DNA TECNOLOGIA LTDA	Enhanced telecommunications	109,500.00
	Brazil	DNA TECNOLOGIA LTDA	Termo Aditivo E) Enhanced telecommunications	50,000.00
	Brazil	DYNETEK INDUSTRIES LTD	Transport Service	232,080.00
	Brazil	EBIDEMES JOSÉ DOS SANTOS NETO	Local Consultants-Technical	31,630.00
	Brazil	EDGARD CARVALHO RIBEIRO NETO	Local Consultants-Technical	53,570.00
	Brazil	EDILSON SIMPLICIO DE SOUSA	Local Consultants-Technical	39,530.00
	Brazil	EDISON BARBOSA DOS SANTOS	Local Consultants-Technical	39,530.00
	Brazil	EDIVALDO LUIZ DOS SANTOS	Local Consultants-Technical	40,190.00
	Brazil	EDMA LUCIA FRAZAO DE ASSIS	Local Consultants-Technical	30,590.00
	Brazil	EDRE QUINTAO MOREIRA	Local Consultants-Technical	62,090.00
	Brazil	EDUARDO CARDOSO DE AMORIM	Local Consultants-Technical	36,240.00
	Brazil	EDUARDO DA SILVA ROCHA	Local Consultants-Technical	48,100.00
	Brazil	Eduardo Malheiros Ferreira	Local Consultants-Technical	38,210.00
	Brazil	ELAINE DA CUNHA RAMOS	Local Consultants-Technical	43,020.00
	Brazil	ELIANE BENKENDORF	Local Consultants-Technical	35,290.00
	Brazil	ELIANE SCHEIDT	Local Consultants-Technical	33,560.00
	Brazil	ELIANE SOARES VIDIGAL	ADITIVO IC - S) Local Consultants-Technical	32,560.00
	Brazil	ELIDA MIRANDA DOS SANTOS	Local Consultants-Technical	34,090.00
	Brazil	ELISA TONIOLO LORENSI	Local Consultants-Technical	32,120.00
	Brazil	ELISABETE LIMA DE JESUS	Local Consultants-Technical	36,240.00
	Brazil	ELISIANE NELCINA PASINI	Local Consultants-Technical	48,960.00
	Brazil	ELIZABETH MOREIRA DOS SANTOS	Local Consultants-Technical	39,710.00
	Brazil	Elke Urbanavicius Costanti	Saldo IC - E) Local Consultants-Technical	37,840.00
	Brazil	ELLEN ZITA AYER	Local Consultants-Technical	62,310.00
	Brazil	EMANUEL BARBIERO ANTONIO	Local Consultants-Technical	37,430.00
	Brazil	EMANUEL DE SOUZA ALVES	Local Consultants-Technical	48,100.00
	Brazil	EMATER - RO	Rural development services	61,620.00
	Brazil	EMPRESA BAIANA DE DESENV AGRICOLA S	Rural development services	50,170.00
	Brazil	EMPRESA BRASIL DE COMUNICAÇÃO S/A	Advertising agency services	66,140.00
	Brazil	EMPRESA BRASIL DE COMUNICAÇÃO S/A	EBCE) Publishing	262,410.00
	Brazil	EMPRESA BRASIL DE COMUNICAÇÃO S/A	EBC - E) Advertising agency services	45,730.00
	Brazil	EMPRESA BRASIL DE COMUNICAÇÃO S/A	EBC - E) Publishing	234,260.00
	Brazil	EMPRESA BRASIL DE COMUNICAÇÃO S/A	EBC - S) Advertising agency services	44,520.00
	Brazil	EMPRESA BRASIL DE COMUNICAÇÃO S/A	EBC - S) Publishing	31,850.00
	Brazil	EMPRESA BRASIL DE COMUNICAÇÃO S/A	Print advertising	53,850.00
	Brazil	EMPRESA BRASIL DE COMUNICAÇÃO S/A	Publishing	145,570.00
	Brazil	EMPRESA BRASIL DE COMUNICAÇÃO S/A	Publishing	32,290.00
	Brazil	EMPRESA BRASIL DE COMUNICAÇÃO S/A	SNAS-AT3 - E) Publishing	38,460.00
	Brazil	ENEIDA VIANNA SÁ BRITO	Local Consultants-Technical	34,040.00
	Brazil	EQUIPELOG ASSESSORIA ADUANEIRA	Moving Expenses	36,370.00
	Brazil	EQUIPELOG ASSESSORIA ADUANEIRA	Port Operation	54,640.00
	Brazil	EQUIPELOG ASSESSORIA ADUANEIRA	Transport Service	41,920.00
	Brazil	ERICA DE SOUZA	Local Consultants-Technical	39,410.00
	Brazil	Ernst e Young Terco Ass Empresarial	PRODUTO 01	58,800.00
	Brazil	Ernst e Young Terco Ass Empresarial	PRODUTO 03	88,200.00
	Brazil	Ernst e Young Terco Ass Empresarial	Public administration servi	167,730.00
	Brazil	EVANDRO TSUFA LEPLETIER GUIMARÃES	Local Consultants-Technical	45,000.00
	Brazil	FABIANA FONTES ROCHA	Local Consultants-Technical	76,700.00
	Brazil	FABIANA MAURO	Local Consultants-Technical	39,560.00
	Brazil	FÁBIO DE LIMA MARQUES	Local Consultants-Technical	35,540.00
	Brazil	FÁBIO MACHADO TELES	Local Consultants-Technical	42,890.00
	Brazil	FÁBIO WESLEY MELO	Local Consultants-Technical	60,310.00
	Brazil	FAGGA PROMOÇÃO DE EVENTOS S/A	Conference organizing servi	349,980.00
	Brazil	FAGGA PROMOÇÃO DE EVENTOS S/A	Conference organizing services.	149,990.00
	Brazil	FANI MAMEDE	Local Consultants-Technical	30,220.00
	Brazil	FAURGS - Fundacao de Apoio da UFRGS	Social development	45,950.00
	Brazil	FEC - FUNDAÇÃO EUCLIDES DA CUNHA DE	Population services	227,200.00
	Brazil	FEESC - FUNDAÇÃO DE ENSINO E	Learning costs	231,000.00
	Brazil	FELIPE BARCELOS GUIMARÃES	Local Consultants-Technical	48,100.00
	Brazil	FERNANDA CALDERARO	Local Consultants-Technical	34,320.00
	Brazil	FERNANDA DIAS ALMEIDA MIZEL	Local Consultants-Technical	31,630.00
	Brazil	FERNANDO APARECIDO RIBAS FRANZIM	Local Consultants-Technical	44,330.00
	Brazil	FERNANDO ATHANASIO DA SILVA	Local Consultants-Technical	53,570.00
	Brazil	FERNANDO DE ASSIS ALVES	Local Consultants-Technical	36,240.00
	Brazil	FERNANDO DE JESUS SOUZA	Local Consultants-Technical	31,130.00
	Brazil	FERNANDO JÚNIOR CUSTODIO	Local Consultants-Technical	44,800.00
	Brazil	FLAVIA BORGES LEITE	Local Consultants-Technical	40,260.00
	Brazil	FLAVIA CRISTINA BARROS	Local Consultants-Technical	39,530.00
	Brazil	FLAVIA MORENO ALVES DE SOUZA	Local Consultants-Technical	46,540.00
	Brazil	FLAVIA MORENO ALVES DE SOUZA	Local Consultants-Technical	53,410.00
	Brazil	FLAVIA TALAVERA DE AZEVEDO	Local Consultants-Technical	33,300.00
	Brazil	FLAVIANE DE CARVALHO CANAVESI	Local Consultants-Technical	42,940.00
	Brazil	FLÁVIO JOSÉ RODRIGUES DE CASTRO	Local Consultants-Technical	55,680.00
	Brazil	FRANCISCO JOSÉ GALENO JÚNIOR	Local Consultants-Technical	35,760.00
	Brazil	FRANCISCO VIEGAS NEVES DA SILVA	Local Consultants-Technical	47,440.00
	Brazil	FUNDAÇÃO COORDENAÇÃO DE PROJETOS PESQUIS	Social development	45,950.00
	Brazil	FUNDAÇÃO CPQD - CENTRO DE PESQ. E DESENV	Methodology and analysis	63,870.00
	Brazil	FUNDAÇÃO DE AMPARO A PESQUISA E	Sampling services	338,250.00
	Brazil	FUNDAÇÃO DE AMPARO A PESQUISA E	Social development	45,550.00
	Brazil	FUNDAÇÃO DE AMPARO E DESENVOLVIMENT	Social development	45,270.00
	Brazil	FUNDAÇÃO DE APOIO AO CENTRO FEDERAL DE	Training and development	106,950.00
	Brazil	FUNDAÇÃO DE APOIO AO ENSINO, PESQUI	5- Relação das diárias pagas com prestação de contas	66,600.00
	Brazil	FUNDAÇÃO DE APOIO AO ENSINO, PESQUI	6- Relação das passagens pagas com prestação de contas	129,500.00
	Brazil	FUNDAÇÃO DE APOIO AO ENSINO, PESQUI	7- Lista de frequência dos alunos e Relatório de Avaliação do Curso	40,290.00
	Brazil	FUNDAÇÃO GETULIO VARGAS/SP	Learning-DPKO & Interns	44,400.00
	Brazil	FUNDAÇÃO GETULIO VARGAS	Forest resources developmen	1,245,000.00
	Brazil	FUNDAÇÃO GETULIO VARGAS	Learning-DPKO & Interns	78,890.00
	Brazil	FUNDAÇÃO GETULIO VARGAS	Social development	45,950.00
	Brazil	FUNDAÇÃO GUIMARÃES ROSA	Social development	39,010.00
	Brazil	FUNDAÇÃO INSTITUTO DESENVOLVIMENTO	Social development	45,650.00
	Brazil	FUNDAÇÃO PARQUE TECNOLÓGICO DA PARAIBA	Learning costs	85,580.00
	Brazil	FUNDAÇÃO PARQUE TECNOLÓGICO DA PARAIBA	Sampling services	475,380.00

## Major contracts for services and works by UN organization

AGENCY			Contract Value
Location of Supplier	Name of Contractor	Description of Services	USD
UNDP continued			
Brazil	FUNDAÇÃO UNIVERSITÁRIA JOSÉ BONIFÁC	Learning-DPKO & Interns	33,720.00
Brazil	FUNDAÇÃO UNIVERSITÁRIA JOSÉ BONIFÁC	Social development	45,950.00
Brazil	FUNDEP - FUNDACAO DE DESENVOLVIMENTO	Economic analysis	195,100.00
Brazil	FUNDEP - FUNDACAO DE DESENVOLVIMENTO	Health screening & assessme	1,045,560.00
Brazil	FUNDEP - FUNDACAO DE DESENVOLVIMENTO	Learning costs	55,550.00
Brazil	FUNDEP - FUNDACAO DE DESENVOLVIMENTO	Learning-DPKO & Interns	32,430.00
Brazil	FUNDEP - FUNDACAO DE DESENVOLVIMENTO	Social development	45,760.00
Brazil	FUSP- FUNDACAO DE APOIO A USP	Learning costs	387,550.00
Brazil	FUSP- FUNDACAO DE APOIO A USP	Learning-DPKO & Interns	55,140.00
Brazil	GABRIEL LEÃO OLIVEIRA	Local Consultants-Technical	31,280.00
Brazil	GABRIELA CAMPOS AFONSO	Local Consultants-Technical	36,240.00
Brazil	GABRIELA OLIVEIRA DE ALMEIDA	Local Consultants-Technical	35,250.00
Brazil	GABRIELA RABELO MARIANO	Local Consultants-Technical	31,630.00
Brazil	GEISY MUNIZ DE LEMOS	Local Consultants-Technical	40,800.00
Brazil	GEOAMBIENTE SENSORIAMENTO REMOTO LTDA.	LOTE A - S) Environmental information	328,660.00
Brazil	GEOAMBIENTE SENSORIAMENTO REMOTO LTDA.	LOTE C - S) Environmental information	419,670.00
Brazil	GERALDO PIMENTA DOS REIS NETO	Local Consultants-Technical	49,880.00
Brazil	GERLANIA RIBEIRO MORAES	Local Consultants-Technical	30,220.00
Brazil	GESTOS SOROPOSITIVIDADE, COMUNICACAO E	Conference organizing servi	41,920.00
Brazil	GETULIO DE CASTRO SOBRINHO	Local Consultants-Technical	31,630.00
Brazil	GIANLUCA GARBELLOTTI	Int'l Consultants-Technical	88,800.00
Brazil	GILDA DE ANDRADE PIRES	Local Consultants-Technical	45,220.00
Brazil	GILENO VILA NOVA FILHO	Local Consultants-Technical	48,130.00
Brazil	GILVAN DAMIANI BROGINI	Local Consultants-Technical	34,090.00
Brazil	GLAUBER HENRIQUE BENICIO BARBOSA	Local Consultants-Technical	53,570.00
Brazil	GLAUCIO ANTONIO SOUZA SANTOS	Local Consultants-Technical	43,020.00
Brazil	GLOBAL VILLAGE TELECOM LTDA	Telecommunication Services	54,950.00
Brazil	Globo Tradução de Línguas Ltda.	C BRA 10 16696 2011 S) Language interpretation	56,820.00
Brazil	Globo Tradução de Línguas Ltda.	SJ Translation services	111,360.00
Brazil	GO Associados S/S Ltda.	Public administration servi	424,380.00
Brazil	GRAFICA EDITORA AQUARELA S A	Printing	48,890.00
Brazil	GRAZIELLA REIS DE SANTANA	Local Consultants-Technical	48,130.00
Brazil	GRIFFO SERVICOS GERAIS LTDA.	Serviços terceirizados - Lote 1.1 (PNUD)	167,900.00
Brazil	GRUPO DE APLICACAO INTERDISCIPLINAR A	New business start up Advi@PRODUTO 04 - Projetos Produtivos Sustentáveis (Atividade	37,370.00
Brazil	GRUPO DE APLICACAO INTERDISCIPLINAR A	New business start up Advi@PRODUTO 3 - Plano de Negócios (Atividade IV-a).	37,370.00
Brazil	GRUPO DE INCENTIVO A VIDA	Conference organizing servi	32,690.00
Brazil	GRUPO DE RESISTÊNCIA ASA BRANCA - GRAB	Conference organizing servi	46,630.00
Brazil	GRUPO HOMOSSEXUAL DO CABO - GHC	Conference organizing servi	30,590.00
Brazil	GRUPO PELA VIDDA - RJ	Conference organizing servi	50,200.00
Brazil	GRUPO SOLIDARIEDADE E VIDA	Conference organizing servi	32,340.00
Brazil	GTP+ GRUPO DE TRABALHOS EM PREVENCAO POS	Conference organizing servi	49,180.00
Brazil	GUILHERME COELHO RABELLO	Local Consultants-Technical	79,440.00
Brazil	GUILHERME DE SIRQUEIRA SCATTONE	Local Consultants-Technical	48,950.00
Brazil	GUSTAVO DE SOUSA ESTEVAM	Local Consultants-Technical	39,530.00
Brazil	GUSTAVO FERREIRA RIBEIRO	Local Consultants-Technical	60,680.00
Brazil	GUSTAVO RAMOS VILARDI	Local Consultants-Technical	42,170.00
Brazil	GUSTAVO VASCONCELLOS IRGANG	Local Consultants-Technical	40,660.00
Brazil	HARLEI AUGUSTO RODRIGUES RIBEIRO	Local Consultants-Technical	44,510.00
Brazil	Haroldo César Bezerra de Oliveira	Local Consultants-Technical	64,240.00
Brazil	HEBERT DA SILVA SANTOS	Local Consultants-Technical	48,030.00
Brazil	HELENA BARROSO BERNAL	Local Consultants-Technical	57,860.00
Brazil	HELIO DE CASTRO LIMA RODRIGUES	Local Consultants-Technical	35,140.00
Brazil	HELLOISA HELENA SILVEIRA	Local Consultants-Technical	47,090.00
Brazil	HENRIQUE OLIVEIRA SIMOES	Local Consultants-Technical	60,710.00
Brazil	HENRIQUE SILVA MOURA	Local Consultants-Technical	40,270.00
Brazil	HENRIQUE XAVIER COUTO	Local Consultants-Technical	45,500.00
Brazil	HERBERT GONÇALVES BARBOSA	Local Consultants-Technical	32,500.00
Brazil	HÉRCULES JOSÉ DE MATOS BARRROS	Local Consultants-Technical	43,480.00
Brazil	HOTELARIA ACCOR BRASIL SA SCP MILLENIUM	Conference organizing servi	76,310.00
Brazil	HUGO DE SOUZA SANTOS	Local Consultants-Technical	48,770.00
Brazil	IDOM Consultoria Ltda	Public administration servi	179,950.00
Brazil	IDOM Ingenieria y Consultoria	Public administration servi	349,010.00
Brazil	IDOM Ingenieria Y Sistemas SA	Public administration servi	1,133,440.00
Brazil	IGOR EDWINO NORMANDO RUEDIGER	Local Consultants-Technical	60,710.00
Brazil	IGOR JOSÉ DA SILVA	Local Consultants-Technical	48,370.00
Brazil	IGOR SOUZA CARDOSO	Local Consultants-Technical	53,570.00
Brazil	IGOR TEIXEIRA	Local Consultants-Technical	31,260.00
Brazil	IN PRESS ASSESSORIA DE IMPRENSA E COM	Mass communication services	368,110.00
Brazil	INBRAPE- INSTITUTO BRASILEIRO DE ESTUDOS	Management development	41,810.00
Brazil	INOCENCIA MARIA PARIZE NEGRAO	Local Consultants-Technical	44,730.00
Brazil	Instituto Capixaba de Pesquisa, Ass	Rural development services	69,950.00
Brazil	INSTITUTO DE ESTUDOS DA RELIGIAO ISER	Conference organizing servi	44,050.00
Brazil	INSTITUTO DE PESQUISA ECONOMICA APLICADA	Police services	148,080.00
Brazil	INSTITUTO DH: PROMOÇÃO_PESQUISA EM DH	Social development	45,950.00
Brazil	Instituto Eventos Ambientais - IEVA	Training and development	41,500.00
Brazil	INSTITUTO MEIO	Learning - Contract Service	64,100.00
Brazil	INSTITUTO SOU DA PAZ	Social development	45,850.00
Brazil	INTERNATIONAL FOOD POLICY RESEARCH	Social development	611,520.00
Brazil	Intertox Ltda	Learning - Contract Service	147,090.00
Brazil	IOM INTERNATIONAL ORGANIZATION FOR MIGRA	Social development	225,000.00
Brazil	Isabel Cristina da Rosa Schmidt	ADITIVO IC - S) Local Consultants-Technical	32,560.00
Brazil	ISABEL CRISTINA FREIRE BOTAO	Local Consultants-Technical	45,250.00
Brazil	ISABEL FRÖES MODERCIN	Local Consultants-Technical	43,140.00
Brazil	Isabelle Carvalho Flores de Queiroz	Local Consultants-Technical	35,160.00
Brazil	ISABELLE MENDES DE OLIVEIRA	Local Consultants-Technical	40,190.00
Brazil	ISADORA MARTINEZ STÄRLING	Local Consultants-Technical	46,200.00
Brazil	ISMAEL FRANCISCO DE SOUZA	Local Consultants-Technical	33,960.00
Brazil	ITALO FERREIRA DOS SANTOS	Local Consultants-Technical	47,580.00
Brazil	Ivo Ferreira Brito	Local Consultants-Technical	78,490.00
Brazil	IVONETTE SANTIAGO DE ALMEIDA	Local Consultants-Technical	35,140.00
Brazil	JACKSONVILLIAM NAGORNNI	Local Consultants-Technical	49,940.00
Brazil	JAMAIRA MOREIRA GIORA	Local Consultants-Technical	45,940.00
Brazil	JANAINA BREDA LEITE	Local Consultants-Technical	60,710.00
Brazil	JANAINA FIORAVANTI TORRES COZZETTI	Local Consultants-Technical	38,950.00
Brazil	JB PROPAGANDA E MARKETING LTDA	Conference organizing servi	5,027,590.00
Brazil	JEAN CLAUDIO SOUSA SANTOS	Local Consultants-Technical	47,440.00
Brazil	JEDERSON GONÇALVES DE LIMA	Local Consultants-Technical	36,870.00
Brazil	JHE CONSULTORES ASSOCIADOS LTDA	Public administration servi	180,070.00
Brazil	JOÃO ANDRE DA ROCHA	ADITIVO IC - S) Local Consultants-Technical	32,560.00
Brazil	JOÃO BATISTA BEGNAMI	Local Consultants-Technical	44,510.00
Brazil	João Bellotti Fialho	Local Consultants-Technical	38,950.00
Brazil	JOAO DOS PRAZERES FARIAS	Local Consultants-Technical	53,570.00
Brazil	JORGE EURICO RIBEIRO	Local Consultants-Technical	51,390.00
Brazil	JORGE LUIZ BERNARDI	Local Consultants-Technical	33,560.00
Brazil	Jorge Luiz Mendes Santos	Local Consultants-Technical	38,950.00
Brazil	JOSE FELDKIRCHER	Local Consultants-Technical	44,300.00
Brazil	JOSÉ ALFREDO DA SILVA JUNIOR	Local Consultants-Technical	36,820.00
Brazil	JOSÉ ANTONIO DE SOUSA BATISTA	Local Consultants-Technical	44,200.00
Brazil	JOSÉ EDGARD DA SILVA NEIVA JÚNIOR	Local Consultants-Technical	38,210.00
Brazil	JOSE JOCELIO MARINHO	Local Consultants-Technical	32,960.00
Brazil	JOSÉ NILTON NERIS GOMES	Local Consultants-Technical	36,240.00
Brazil	JOSÉ PERGALDO DE ARAUJO NETO	Local Consultants-Technical	60,710.00
Brazil	JOSÉ RONALDO DE QUEIROZ CAMPOS	Local Consultants-Technical	40,140.00

## Major contracts for services and works by UN organization

AGENCY			Contract Value
Location of Supplier	Name of Contractor	Description of Services	USD
UNDP continued			
Brazil	JOSÉ RUI FERREIRA	Local Consultants-Technical	51,160.00
Brazil	JOSMAR RODRIGUES DE OLIVEIRA	Local Consultants-Technical	60,710.00
Brazil	Júlia do Rêgo Aires	Local Consultants-Technical	30,370.00
Brazil	JULIANA ALVES FERREIRA FREITAS	Local Consultants-Technical	39,150.00
Brazil	Juliana de Oliveira Carlos	Local Consultants-Technical	61,740.00
Brazil	Juliana Machado Givisiez	Local Consultants-Technical	37,130.00
Brazil	JULIANA MONTEIRO DA CRUZ	Local Consultants-Technical	51,390.00
Brazil	Juliana Rosa da Silva Rodrigues	Local Consultants-Technical	36,580.00
Brazil	JULIANA UESONO	Local Consultants-Technical	45,250.00
Brazil	JÚNIO PEREIRA DOS SANTOS	Local Consultants-Technical	53,570.00
Brazil	JUNY KRAICZYK	Local Consultants-Technical	45,250.00
Brazil	KAMPATEC ASSESSORIA E CONSULTORIA LTDA	ELABORAR PROPOSTA PRELIMINAR DO MACROZONEAMENTO ECOLÓGICO-E	153,540.00
Brazil	KARINA LUCIA CABRAL PADUA	Local Consultants-Technical	36,580.00
Brazil	KARLA LUIZA DE ARRUDA CALVETTE COSTA	Local Consultants-Technical	36,900.00
Brazil	KATIA GONZALES HUERTAS	Local Consultants-Technical	50,820.00
Brazil	KATIA CARVALHO ABREU	Local Consultants-Technical	51,390.00
Brazil	KATIA CURY ROSELLI	Local Consultants-Technical	32,160.00
Brazil	KELLY CRISTINA DE OLIVEIRA	Local Consultants-Technical	33,560.00
Brazil	L. A VIAGENS E TURISMO LTDA	Conference organizing servi	92,250.00
Brazil	LAERCIO LEONEL LEITE	Local Consultants-Technical	37,580.00
Brazil	LAIS SILVA GARCIA	Local Consultants-Technical	31,630.00
Brazil	LAIZA SPAGNA	Local Consultants-Technical	32,430.00
Brazil	LANDER DA SILVA FREITAS	Local Consultants-Technical	53,570.00
Brazil	Larissa Schmidt	Local Consultants-Technical	41,930.00
Brazil	LAURA NOBRE VELOSO	Local Consultants-Technical	30,590.00
Brazil	LAURA ALVES DE SOUZA	Local Consultants-Technical	48,960.00
Brazil	LAURA VASCONCELOS DE SOUZA	Local Consultants-Technical	47,210.00
Brazil	LAURO EDILSO BERNARDI	Local Consultants-Technical	35,000.00
Brazil	LAURO STOCCO	Local Consultants-Technical	34,570.00
Brazil	LENE DA SILVA ANDRADE	Local Consultants-Technical	46,000.00
Brazil	LEOMAR LUIZ PREZOTTO	Local Consultants-Technical	42,030.00
Brazil	LEONARDO MITSURU TANABE	Local Consultants-Technical	38,210.00
Brazil	LETICIA GREZZANA CORRÊA	Local Consultants-Technical	49,260.00
Brazil	LEYANNE MIRELLA SOUZA BRANDÃO	Local Consultants-Technical	45,900.00
Brazil	LILIAN VIVIANE MELO DA SILVA RAMOS	Local Consultants-Technical	36,240.00
Brazil	LINCOLN MILENO ALVES	Local Consultants-Technical	53,280.00
Brazil	LÍVIA MACHADO CARBONELL	Local Consultants-Technical	40,700.00
Brazil	LOANA BRAGA BARBOSA SALTARELLI	ADITIVO IC - S) Local Consultants-Technical	41,860.00
Brazil	LOURDES MARTINS DA SILVA	Local Consultants-Technical	53,570.00
Brazil	LUANA DA SILVA CARVALHO	Local Consultants-Technical	40,800.00
Brazil	LUCAS CARVALHO DE AQUINO	Local Consultants-Technical	35,230.00
Brazil	LUCAS CRESPILHO DA SILVA	Local Consultants-Technical	40,260.00
Brazil	LUCAS FERNANDO CESAR HENRIQUES	Local Consultants-Technical	37,390.00
Brazil	LUCAS HENRIQUE DE JESUS SIGAKI	Local Consultants-Technical	42,310.00
Brazil	LUCAS NASCIMENTO SEARA	Local Consultants-Technical	43,890.00
Brazil	LUCIA DE MIRANDA BARBIERI ESTEVAM	Local Consultants-Technical	45,520.00
Brazil	LUCIA HELENA SALDANHA GOMES	Local Consultants-Technical	39,730.00
Brazil	LUCIANA DE AGUIAR ALBANO GUIMARAES	Local Consultants-Technical	40,800.00
Brazil	LUCIANA FERREIRA ARAUJO TORRES	Local Consultants-Technical	35,600.00
Brazil	LUCIANA GARRITANO BARONE DO NASCIMENTO	Local Consultants-Technical	48,960.00
Brazil	LUCIANO AGUIAR DE CASTRO	Local Consultants-Technical	40,570.00
Brazil	LUCIANO BEZERRA DA SILVA	Local Consultants-Technical	31,650.00
Brazil	LUCIANO NASCIMENTO DE AQUINO E MOURA	Local Consultants-Technical	35,820.00
Brazil	LUCINEIDE ALESSANDRA MIRANDA DA CRUZ	Local Consultants-Technical	35,000.00
Brazil	LÚCIO DA COSTA SOUSA	Local Consultants-Technical	39,530.00
Brazil	LUCIO PAIVA FLORES	Local Consultants-Technical	44,400.00
Brazil	Luis Carlos Alves	Local Consultants-Technical	38,950.00
Brazil	Luis Felipe Zilli do Nascimento	Local Consultants-Technical	34,160.00
Brazil	LUIIS G. DE OLIVEIRA NOGUEIRA	Local Consultants-Technical	66,860.00
Brazil	LUIIS GUSTAVO VILAS BOAS DE SENA	Local Consultants-Technical	39,000.00
Brazil	LUIIS HENRIQUE DE LIMA	Local Consultants-Technical	51,350.00
Brazil	LUIISA DE MARILLAC LINHARES EVANGELISTA	Local Consultants-Technical	38,000.00
Brazil	LUIZ ALEXANDRE RODRIGUES DA PAIXÃO	Local Consultants-Technical	45,410.00
Brazil	Luiz Andre Garcia Lobo	ADITIVO IC - S) Local Consultants-Support	34,880.00
Brazil	LUIZ FERNANDO CARVALHO MENDONÇA	Local Consultants-Technical	44,900.00
Brazil	LUIZ HUMBERTO DA SILVA	Local Consultants-Technical	49,240.00
Brazil	LUIZ PHILIPPE LEITE DE ALMEIDA	Local Consultants-Technical	36,240.00
Brazil	Luiza de Marillac Fernandes Koshino	Local Consultants-Technical	53,510.00
Brazil	LUSIENE DE JESUS RIBEIRO	Local Consultants-Technical	37,790.00
Brazil	Lycia Silva e LIMA	Local Consultants-Technical	63,950.00
Brazil	Machado Meyer Sendacz e Opice Advogados	Public administration servi	134,500.00
Brazil	Madrona Hong Mazzuco Brandao	Public administration servi	294,470.00
Brazil	MAGALI ELEUTERIO DA SILVA	Local Consultants-Technical	40,190.00
Brazil	Magda Fernanda de Sousa Silva	Local Consultants-Technical	38,210.00
Brazil	MAIRA DE SIQUEIRA IANUCK	Local Consultants-Technical	30,810.00
Brazil	MAIRON CESAR JOSE MACHADO LOPES	Local Consultants-Technical	46,630.00
Brazil	MANESCO RAMIRES P. A. SOC. DE ADVOGADOS	Public administration servi	100,750.00
Brazil	MARCELA BELIC CHERUBINE	Local Consultants-Support	58,270.00
Brazil	MARCELA ROCHA DE ARRUDA	Local Consultants-Technical	44,510.00
Brazil	MARCELO CAETANO CORREA SIMAS	Local Consultants-Technical	36,760.00
Brazil	MARCELO GOMES GADELHA	Local Consultants-Technical	43,240.00
Brazil	MARCELO LIMA BITTENCOURT	Local Consultants-Technical	86,280.00
Brazil	MARCELO LUCAS NOGUEIRA	Local Consultants-Technical	60,710.00
Brazil	MARCELO MARTINS MENEGATTO	Local Consultants-Technical	46,700.00
Brazil	MARCELO TEIXEIRA LEITE	Local Consultants-Technical	53,410.00
Brazil	Marcelo Theoto Rocha	Local Consultants-Technical	88,070.00
Brazil	MARCIA BINDO	Local Consultants-Technical	59,260.00
Brazil	MARCIA DE OLIVEIRA UCHOA	Local Consultants-Technical	36,240.00
Brazil	MARCIA REGINA ANTUNES MACIEL	Local Consultants-Technical	52,330.00
Brazil	Marcia Rejane Colombo	Local Consultants-Technical	53,410.00
Brazil	MARCIO MARQUES ROSA	Local Consultants-Technical	53,280.00
Brazil	MARCO AURELIO IVAN DE OLIVEIRA	Local Consultants-Technical	37,160.00
Brazil	MARCOS CLEUTON DE OLIVEIRA	Local Consultants-Technical	38,210.00
Brazil	MARCOS JOSE DA SILVA	Local Consultants-Technical	36,240.00
Brazil	Marcos Melo de Moraes	Local Consultants-Technical	38,950.00
Brazil	MARCOS RAPOSO DE SOUSA	Local Consultants-Technical	60,710.00
Brazil	MARCUS GUERRA DA ROCHA	Local Consultants-Technical	33,000.00
Brazil	MARGARENE MARIA LIMA BEZERRA	Local Consultants-Technical	37,190.00
Brazil	MARIA ALICE DA SILVA LIMA	Local Consultants-Technical	43,020.00
Brazil	MARIA ANTONIA MOREIRA DA SILVA	Local Consultants-Technical	45,880.00
Brazil	MARIA CAROLINA BISSOTO	Local Consultants-Support	30,620.00
Brazil	MARIA CHRISTINA PEIXOTO PACHECO	Local Consultants-Technical	44,510.00
Brazil	MARIA DA CONCEIÇÃO FAHENA DE OLIVEIRA	Local Consultants-Technical	39,410.00
Brazil	MARIA DE FÁTIMA BACELAR AGUIAR	Local Consultants-Technical	39,530.00
Brazil	MARIA EDILENE SOARES DE ANDRADE	Local Consultants-Technical	35,760.00
Brazil	MARIA ELEUTERIO DA SILVA	Local Consultants-Technical	43,020.00
Brazil	MARIA ELISADIAS DINIZ COSTA	Local Consultants-Technical	38,920.00
Brazil	MARIA ELIZABETH MORI	Local Consultants-Technical	35,710.00
Brazil	MARIA JULIA AZEVEDO GOUVEIA	Local Consultants-Technical	37,840.00
Brazil	MARIA LUCIA REZENDE LARAIA	Local Consultants-Technical	30,590.00
Brazil	MARIA PIA DOS SANTOS LIMA GUERRA	Local Consultants-Support	30,620.00
Brazil	MARIA RAQUEL DE CARVALHO	Local Consultants-Support	35,470.00
Brazil	MARIA T. N. REGINATTO	Local Consultants-Support	30,620.00

## Major contracts for services and works by UN organization

AGENCY			Contract Value
Location of Supplier	Name of Contractor	Description of Services	USD
UNDP continued			
Brazil	MARIANA FERREIRA PEIXOTO DOS SANTOS	Local Consultants-Technical	38,920.00
Brazil	MARIELLE RODRIGUES DA CUNHA CASTRO PROBS	Local Consultants-Technical	36,240.00
Brazil	Marilene Pereira	Local Consultants-Technical	59,660.00
Brazil	MARINA MORETO	Local Consultants-Technical	34,160.00
Brazil	Marisete Soares Araujo	Intl Consultants-Technical	53,850.00
Brazil	MARTA EVELYN GIANZANTE STORTI	Local Consultants-Technical	45,250.00
Brazil	MARTA REGINA DA SILVA LIMA	Local Consultants-Technical	39,530.00
Brazil	MARY CELIA GUIRADO	Local Consultants-Technical	51,770.00
Brazil	Matheus Neves da Silva Oliveira	Local Consultants-Technical	33,560.00
Brazil	MAURICIO BARROSO JUNIOR	Local Consultants-Technical	40,800.00
Brazil	MAURILIO CANUT	Local Consultants-Technical	40,210.00
Brazil	MAURO E. SPANAZZI DE OLIVEIRA	Local Consultants-Technical	38,950.00
Brazil	MAURO HENRIQUE DE MIRANDA SIQUEIRA	Local Consultants-Technical	47,880.00
Brazil	MEDIA FLOW EVENTOS LTDA	Audio Visual Productions	105,570.00
Brazil	MICHELLA ROSSANE CAVILHA SCUPINO	Local Consultants-Technical	54,950.00
Brazil	MILTON PINTO DE OLIVEIRA JUNIOR	Local Consultants-Technical	61,330.00
Brazil	MINISTERE DE LA SANTÉ PUBLIC ET DE LA	Learning - training of coun	2,000,000.00
Brazil	MIRELA PILON PESSATTI	Local Consultants-Technical	32,850.00
Brazil	Misanira Freire de Arruda	Local Consultants-Technical	37,790.00
Brazil	MODO OPERANTE PRODUCOES CULTURAIS	Audio Visual Productions	50,000.00
Brazil	MOISES MACHADO	Local Consultants-Technical	30,190.00
Brazil	MONICA BATISTA DE SOUZA	Local Consultants-Technical	34,880.00
Brazil	MÓNICA SCHIAVINATTO	Local Consultants-Technical	46,220.00
Brazil	MÓNICA TEIXEIRA LACERDA DE A. PEIXOTO	Local Consultants-Technical	47,580.00
Brazil	MORAIS CASTILHO e BRINDEIRO SOCIEDADE DE	Audit services	497,800.00
Brazil	NAGILA RODRIGUES PAIVA	Local Consultants-Technical	36,240.00
Brazil	NATALIA D AVILA DE CASTRO BORGES	Local Consultants-Technical	46,510.00
Brazil	NATHALIE BEGHIN	Local Consultants-Technical	32,430.00
Brazil	NATSUKO CINAGAVA SATO	Local Consultants-Technical	46,800.00
Brazil	Nayara Teixeira Magalhães	Local Consultants-Technical	47,500.00
Brazil	NEIDE FERNANDES DE SOUZA	Local Consultants-Technical	40,190.00
Brazil	NEJAKSON ALVES VIDAL	Local Consultants-Technical	45,360.00
Brazil	NELSON DOS RAMOS CORREIA	Local Consultants-Technical	45,250.00
Brazil	Nextel Telecomunicacoes Ltda	Mobile communications servi	187,390.00
Brazil	Nihad Faissal Bassis	Local Consultants-Technical	40,000.00
Brazil	Nilda de Jesus	Local Consultants-Technical	40,000.00
Brazil	NIVALDO BARROS COELHO	Local Consultants-Technical	39,530.00
Brazil	NOEMIA SE SOUZA LIMA	Local Consultants-Technical	45,250.00
Brazil	NORA MARIA DA COSTA ARRUDA	Local Consultants-Technical	43,020.00
Brazil	NUBIA GONÇALVES DIAS	Local Consultants-Technical	36,240.00
Brazil	OLGA VÂNIA MATOSO DE OLIVEIRA	Local Consultants-Technical	31,850.00
Brazil	OLYMPIO BARBANTI JUNIOR	Local Consultants-Technical	30,220.00
Brazil	ORGANIZAÇÃO TRAJETÓRIA MUNDIAL - OTM	Conference organizing servi	34,200.00
Brazil	OSCIPI IMAGEM DA VIDA	Learning - training of coun	99,740.00
Brazil	OTAVIO DIEI DEVES	Local Consultants-Technical	45,350.00
Brazil	PASTORAL DE DST/AIDS - CNBB	Conference organizing servi	49,170.00
Brazil	PATRICIA APARECIDA A. GUIMARÃES MENDES	Local Consultants-Technical	36,790.00
Brazil	PATRICIA BARCELLOS PEREIRA	Local Consultants-Technical	35,760.00
Brazil	PATRICIA LEITE SILVA	Local Consultants-Technical	30,590.00
Brazil	PATRICIA RIBEIRO DE BARROS	Local Consultants-Technical	44,550.00
Brazil	PATRICIA YUKARI ANDRADE KATO	Local Consultants-Technical	40,700.00
Brazil	PAULO ESTEVAO FRAGOSO CARNEIRO	Local Consultants-Technical	35,140.00
Brazil	Paulo Fernando Araujo de Souza	Local Consultants-Technical	49,260.00
Brazil	PAULO RENATO CALDAS FAYÃO	Local Consultants-Technical	42,810.00
Brazil	PAULO ROBERTO JOBIM	Local Consultants-Technical	38,210.00
Brazil	PAULO ROBERTO LIMA PETITINGA JUNIOR	Local Consultants-Technical	40,800.00
Brazil	PAULO ROBERTO PEREIRA ROCHA	Local Consultants-Technical	43,170.00
Brazil	PAULO RODRIGÓ IVAN DE OLIVEIRA	Local Consultants-Technical	35,590.00
Brazil	PAULO SILAS ALVARENGA DE MELO	Local Consultants-Technical	33,560.00
Brazil	PEDRO DIEGO MAGALHÃES ROCHA	Local Consultants-Technical	48,750.00
Brazil	PEDRO HENRIQUE TEIXEIRA COSTA	Local Consultants-Technical	60,710.00
Brazil	PEDRO IVO FREITAS DE CARVALHO	Local Consultants-Technical	38,610.00
Brazil	Pierina German Castelli	Local Consultants-Technical	30,220.00
Brazil	Pontificia Universidade do RS	Social development	45,950.00
Brazil	PRICE WATERHOUSE	Temporary admin. assistance	318,760.00
Brazil	PRIMEIRO GRUPO DE APOIO AOS PORTADORES D	Conference organizing servi	46,160.00
Brazil	PRISCILLA DE ALBUQUERQUE TAVARES	Local Consultants-Technical	37,000.00
Brazil	RAFAEL EICHEMBERGER UMMUS	Local Consultants-Technical	30,000.00
Brazil	Rafael Fazzi Bortolini	Local Consultants-Technical	49,260.00
Brazil	RAFAEL PIZZATO VIER	Local Consultants-Technical	35,140.00
Brazil	RAFAEL TAVEIRA COSTA	Local Consultants-Technical	53,570.00
Brazil	RAIMUNDO WLADIMIR DE OLIVEIRA MOREIRA	Local Consultants-Technical	81,560.00
Brazil	RAMON FIRVEDA PENAS	Local Consultants-Technical	37,300.00
Brazil	Ranniere Guimarães Fanni	Local Consultants-Technical	43,020.00
Brazil	RAPHAEL VALENTE DE PAULA VIEIRA	Local Consultants-Technical	47,580.00
Brazil	RAQUEL LEITE SILVA	Local Consultants-Technical	48,030.00
Brazil	RAQUEL PEREIRA RODRIGUES GOMES	Local Consultants-Technical	53,570.00
Brazil	Raquel Rangel de Meireles Guimarães	Local Consultants-Technical	31,890.00
Brazil	REDE MULHERES NEGRAS DO PARANÁ	Conference organizing servi	39,560.00
Brazil	REDE NACIONAL DE PESSOAS VIVENDO COM HIV	Conference organizing servi	54,430.00
Brazil	REDE NACIONAL DE PESSOAS VIVENDO E CONVI	Conference organizing servi	34,490.00
Brazil	REINALDO MATIAS FLEURI	Local Consultants-Technical	44,400.00
Brazil	RENATA BARRETO FERNANDES DE ALMEIDA	Local Consultants-Technical	43,860.00
Brazil	RENATA VAZ PEREIRA DE ARAUJO	Local Consultants-Technical	47,580.00
Brazil	RENATO CHUSTER HAMED HUMAR	Local Consultants-Technical	53,920.00
Brazil	RENATO DE OLIVEIRA FERNANDES	Local Consultants-Technical	36,240.00
Brazil	RENATO FERREIRA CARRIJO	Local Consultants-Technical	35,600.00
Brazil	RENATO OSORIO COIMBRA JUNIOR	Local Consultants-Technical	37,300.00
Brazil	RENATO SOUZA AMARAL	Local Consultants-Technical	30,590.00
Brazil	RENE DUBOIS	Local Consultants-Technical	41,760.00
Brazil	RICARDO LUIZ DE FREITAS	Local Consultants-Technical	47,440.00
Brazil	RICARDO PRIMI	Local Consultants-Technical	62,070.00
Brazil	RIO 360 COMUNICAÇÃO LTDA	Conference organizing servi	129,270.00
Brazil	RITA DICÁCIA FELIPE CÂMARA	Local Consultants-Technical	44,940.00
Brazil	ROBERTA MAÇADA LANGE KUTSCHER	Local Consultants-Technical	42,730.00
Brazil	ROBERTO GONÇALVES TERRA	Local Consultants-Technical	46,700.00
Brazil	ROBERTO BAPTISTA DIAS DA SILVA	Local Consultants-Technical	49,260.00
Brazil	ROBERTO SANCHES REZENDE	Local Consultants-Technical	43,240.00
Brazil	ROBERTO SILVA EUFRAZINO	Local Consultants-Technical	45,990.00
Brazil	ROCHELE MOTTA WOROBIEJ	Local Consultants-Technical	40,260.00
Brazil	ROCIO CHACCHI RUIZ	Local Consultants-Technical	56,690.00
Brazil	RODRIGO DE SA QUEIROGA	Local Consultants-Technical	33,560.00
Brazil	RODRIGO FERNANDES	Local Consultants-Technical	45,900.00
Brazil	RODRIGO JOSÉ MANENTE	Local Consultants-Technical	32,500.00
Brazil	RODRIGO LEONEL LAGES	Local Consultants-Technical	63,750.00
Brazil	ROGÉRIO DELAMARE COUTINHO RUAS	Local Consultants-Technical	38,190.00
Brazil	ROGÉRIO RODRIGUES DA SILVA	Local Consultants-Technical	33,560.00
Brazil	RONALDO DE ALMEIDA COELHO	Local Consultants-Technical	45,250.00
Brazil	RONNEFLA NERY SILVA	Local Consultants-Technical	40,800.00
Brazil	ROSA ELISA VILLANUEVA VILLANUEVA	Local Consultants-Technical	48,130.00
Brazil	ROSANGELA MARIA MAGALHAES RIBEIRO	Local Consultants-Technical	50,880.00
Brazil	ROSSARD DIDIER	Commercial facility rental	81,900.00
Brazil	ROXANA MARIA ROSSY CAMPOS	Local Consultants-Technical	39,900.00



## Major contracts for services and works by UN organization

AGENCY	Location of Supplier	Name of Contractor	Description of Services	Contract Value USD
	<b>UNDP continued</b>			
Brazil		RUBENS DE OLIVEIRA DUDA	Local Consultants-Technical	40,570.00
Brazil		SALETE SAIONARA S BARBOSA	Local Consultants-Technical	43,020.00
Brazil		SANDRA REGINA DE SOUZA LOBATO MIGUEL	Local Consultants-Technical	39,730.00
Brazil		SANDRA REGINA MORATO MARTINS	Local Consultants-Technical	43,860.00
Brazil		SANDRO ARAUJO DANTAS	Local Consultants-Technical	53,200.00
Brazil		SATELITE ENGENHARIA E REFLORESTAMENTO	LOTE A - S) Environmental information	322,150.00
Brazil		SATELITE ENGENHARIA E REFLORESTAMENTO	LOTE C - S) Environmental information	770,590.00
Brazil		SCHEILLA DE OLIVEIRA MIGUEL	Local Consultants-Technical	44,510.00
Brazil		Secretaria de Estado da Agricultura	Rural development services	37,370.00
Brazil		SEDOMAR ENGENHARIA E CONSTRUCOES LTDA	Civil engineering	341,410.00
Brazil		SERGIO H. CANTUARIA FERREIRA	Local Consultants-Technical	49,860.00
Brazil		SERGIO PAGANINI MARTINS	Local Consultants-Technical	45,450.00
Brazil		SERVICO NACIONAL DE APRENDIZAGEM INDUSTRIAL	Training	160,030.00
Brazil		Servico Nacional de Aprendizagem Industrial	Sampling services	568,100.00
Brazil		Sheyla Gomes de Almeida	Local Consultants-Technical	31,570.00
Brazil		SHIRLEY NOELY HAUFF	Local Consultants-Technical	34,950.00
Brazil		SIA SpA	Management information syst	1,375,830.00
Brazil		SIA SpA	Software application admin	438,960.00
Brazil		SIGMA DATASERV INFORMÁTICA S/A	Management information syst	63,420.00
Brazil		SILVANA MARIA PARENTE NEIVA SANTOS	Local Consultants-Technical	39,410.00
Brazil		SILVANA PEREIRA GIOZZA	Local Consultants-Technical	47,950.00
Brazil		SILVANO BARBOSA DE OLIVEIRA	Local Consultants-Technical	43,020.00
Brazil		SILVIA ALVES NEVES	Local Consultants-Technical	31,630.00
Brazil		SIMONE MONZANI VIVALDINI	Local Consultants-Technical	44,550.00
Brazil		SITRAN - EMPRESA DE SEGURANCA LTDA	Security systems services	113,070.00
Brazil		SOLANGE CABRAL DE PINA VIANA	Local Consultants-Technical	40,260.00
Brazil		SONIA MARIA ALVES DA COSTA	Local Consultants-Support	66,500.00
Brazil		SÔNIA RITA DE S. BARAUNA	Local Consultants-Technical	38,000.00
Brazil		SONJA MAYRA RIGHETTI	Local Consultants-Technical	47,060.00
Brazil		STEPHAN GORTZ	Local Consultants-Technical	49,360.00
Brazil		SUELENE PEREIRA DA COSTA	Local Consultants-Technical	67,860.00
Brazil		Suelma Rosa dos Santos	Local Consultants-Technical	66,890.00
Brazil		SUN & TOUR VIAGENS E EVENTOS LTDA	EVENTO FORTALEZA 13 E 14/12/2012	30,350.00
Brazil		Suzana Barbosa	Local Consultants-Technical	72,830.00
Brazil		TADEU DE PAULO SOUZA	Local Consultants-Technical	44,820.00
Brazil		TANIA CRISTINA GIMENES FERREIRA	Local Consultants-Technical	45,200.00
Brazil		Tânia Maria de Melo	Local Consultants-Technical	30,370.00
Brazil		TATIANA TOFFOLO AYRES	Local Consultants-Technical	58,640.00
Brazil		TATIANNIA MEIRELES DANTAS DE ALENCAR	Local Consultants-Technical	43,890.00
Brazil		TATIANY DOS SANTOS FONSECA	Local Consultants-Technical	43,020.00
Brazil		TAUÁ LOURENÇO PIRES	Local Consultants-Technical	34,760.00
Brazil		TEIXEIRA GRÁFICA E EDITORA	Printing	72,950.00
Brazil		TELEMAR NORTE LESTE SA	Communication Service	115,330.00
Brazil		TELEMAR NORTE LESTE SA	Telecommunication Services	17,755,860.00
Brazil		TELEMAR NORTE LESTE SA	Telecommunication Services	205,700.00
Brazil		TELEMAR NORTE LESTE SA	Telecommunication Services	44,510.00
Brazil		TELMIA TAVARES RICHA E SOUSA	Local Consultants-Technical	40,000.00
Brazil		The United Nations Non-Governmental	Temporary admin. assistance	40,000.00
Brazil		THEOGENES SILVA ROCHA DE OLIVEIRA	Local Consultants-Technical	39,560.00
Brazil		THEREZINHA FRANCISCA MOREIRA	Local Consultants-Technical	32,140.00
Brazil		Thiago de Araujo Mendes	Local Consultants-Technical	85,230.00
Brazil		THIAGO DE HOLANDA ALTAMIRANO	Local Consultants-Technical	39,410.00
Brazil		THIAGO MARTINS DE SOUZA	Local Consultants-Technical	48,100.00
Brazil		Thiago Rodrigues de Amorim	Local Consultants-Technical	40,800.00
Brazil		THIAGO SAMPAIO MONTENEGRO	Local Consultants-Support	57,140.00
Brazil		THIAGO BATISTA COSTA	Local Consultants-Technical	38,950.00
Brazil		TNL PCS S A	Telecommunication Services	192,310.00
Brazil		TRAMITTY SERVIÇOS LTDA. EPP	Produto 5 -Relatório de Identificação de Pesquisadores para atender as MPE.	39,310.00
Brazil		TRAMITTY SERVIÇOS LTDA. EPP	Produto 6 -Relatório de Transferência de Tecnologia Efetiva as MPE.	39,310.00
Brazil		UNEP SECRETARIAT OF THE CONVENTION ON	Conference organizing servi	239,690.00
Brazil		Univers Federal de Sergipe	Social development	44,260.00
Brazil		UNIVERSIDADE FEDERAL DE CAMPINA GRANDE	Learning costs	180,130.00
Brazil		UNIVERSIDADE FEDERAL DE CAMPINA GRANDE	Sampling services	1,095,000.00
Brazil		UNIVERSIDADE FEDERAL DO RIO DE JANEIRO	Learning-DPKO & Interns	115,220.00
Brazil		Valéria Cristina de Oliveira	Local Consultants-Technical	39,770.00
Brazil		VALESKA KARLA MANGUEIRA MARTINS	Local Consultants-Technical	38,210.00
Brazil		Valesio Soares de Brito	Local Consultants-Technical	35,000.00
Brazil		VALTER MARIANO	Local Consultants-Technical	33,630.00
Brazil		VANESSA DE AMORIM PEREIRA CORTES	Local Consultants-Technical	61,840.00
Brazil		VANIR DE MATTOS	Local Consultants-Technical	33,560.00
Brazil		VECTRA LTDA	LOTE B - E) Environmental information	707,830.00
Brazil		VERA DE OLIVEIRA NUNES FIGUEIREDO	Local Consultants-Technical	40,660.00
Brazil		VERA LÚCIA XAVIER DE SALES CALÇADO	Local Consultants-Technical	53,570.00
Brazil		VICTOR DOS SANTOS ROSSI	Local Consultants-Technical	42,580.00
Brazil		VILMAR MATTER	Local Consultants-Technical	36,000.00
Brazil		VISAO ADMINISTRACAO E SERVIÇOS	Building Maintenance & Repa	39,610.00
Brazil		VIT CENOGRAFIA E CONSTRUCOES LTDA ME	Building Maintenance & Repa	43,860.00
Brazil		VITOR SILVA ALENCAR	Local Consultants-Support	30,620.00
Brazil		VIVIAN BECK POMBO	Local Consultants-Technical	44,100.00
Brazil		Vix Construtora Ltda	Building Maintenance & Repa	996,380.00
Brazil		VOLNEI BRAGA MACHADO	Local Consultants-Technical	53,570.00
Brazil		VOLNEI PORFÍRIO DA SILVA	Local Consultants-Technical	46,510.00
Brazil		WAGNEIDE RODRIGUES	Local Consultants-Technical	72,080.00
Brazil		WALKIRIA FERREIRA FRANÇA	Local Consultants-Technical	53,570.00
Brazil		WALQUIRIA TORRES MALHEIROS	Local Consultants-Technical	38,210.00
Brazil		WANDERSON PEREIRA GONTIJO	Local Consultants-Technical	40,850.00
Brazil		WÂNIA PASINATO	Local Consultants-Technical	37,050.00
Brazil		WELBER OLIVEIRA BARRAL	Local Consultants-Technical	60,680.00
Brazil		WENDELL ASEVEDO OLIVEIRA	Local Consultants-Technical	53,200.00
Brazil		WESCHEY DE MACEDO SOUSA	Local Consultants-Technical	48,100.00
Brazil		Weslei Antonio Maretti	Local Consultants-Technical	39,770.00
Brazil		WILLIAM M. THOMAS	Moving Expenses	69,890.00
Brazil		WILLIAM PEREIRA	Local Consultants-Technical	33,750.00
Brazil		WILSON LIMA VIEIRA	Local Consultants-Technical	53,570.00
Brazil		WILTON FERREIRA	Local Consultants-Technical	53,200.00
Brazil		YOLANDA SALLES DUQUE CATAO	Local Consultants-Technical	30,960.00
Brazil		ZARE AUGUSTO BRUM SOARES	Local Consultants-Technical	36,430.00
Brazil		ZORAN DAVI BRAZ DE MIRANDA	Local Consultants-Technical	53,200.00
Brussels		COFINIMMO	Commercial facility rental	562,990.00
Brussels		Cofinimmo Services	Electric utilities	58,270.00
Brussels		Cofinimmo Services	Oil and gas utilities	52,160.00
Brussels		Daniel Naujoks	Inti Consultants-Technical	93,860.00
Brussels		DIOGENE ASBL	Conference organizing servi	87,340.00
Brussels		DIOGENE ASBL	Management support services	56,200.00
Brussels		EEM INTERNATIONAL CONGRESS SERVICES	Conference organizing servi	49,760.00
Brussels		GIANPIERO MASSIMO CATOZZI	Inti Consultants-Technical	130,200.00
Brussels		INTERNATIONAL CATHOLIC MIGRATION COMMISS	Management support services	40,000.00
Brussels		INTERNATIONAL ORGANIZATION FOR MIGRATION	Inti Consultants-Technical	191,660.00
Brussels		INTERNATIONAL ORGANIZATION FOR MIGRATION	Management support services	107,460.00
Brussels		INTERNATIONAL ORGANIZATION FOR MIGRATION	Management support services<< Final payment to IOM as per signed agreement UN	31,430.00
Brussels		INTERNATIONAL ORGANIZATION FOR MIGRATION	Social development	308,290.00
Brussels		INTERNATIONAL ORGANIZATION FOR MIGRATION	Trade policy services	55,560.00
Brussels		IOM Ghana	Social development	49,750.00
Brussels		PHOENIX DESIGN AID A/S	Printing	35,470.00

## Major contracts for services and works by UN organization

AGENCY			Contract Value
Location of Supplier	Name of Contractor	Description of Services	USD
<b>UNDP continued</b>			
Bulgaria	AGITPROP OOD	AS-SS Film Production	30,750.00
Bulgaria	ALPHA RESEARCH LTD.	EV-SC Contract 2012-003-GL - Impact Assessment Interim Study	40,920.00
Bulgaria	INTERAMERICAN BULGARIA ZEAD	CE-SS Insurance of ICT equipment as per Contract 2011-001-GL	30,350.00
Bulgaria	KPMG BULGARIA	Audit for 2011 of 2 projects - GL Bulgaria (50% of the amount) and Panel Blocks (50%)	48,370.00
Bulgaria	TERRA TOUR SERVICE LTD.	TR-CO ToT training in Pravetz, PO 2012-005-GL	52,410.00
Burkina Faso	ADCON Telemetry GmbH	100% - Installation	40,070.00
Burkina Faso	FIT CONSEIL	Photographers	33,910.00
Burkina Faso	INSTALLATION- REPARATION- VENITE	ACQUISITION DE MATERIEL DE TELECOMMUNICATION POUR LE PAPE	66,370.00
Burkina Faso	UNITED BANK FOR AFRICA.	Bank Charges	99,850.00
Burundi	BNUB	Residential rental	156,820.00
Burundi	CONFEDERATION DES ASS.DE PRODUCTEURS AGR	Conference organizing services.1ère tranche :30%.	78,350.00
Burundi	CONFEDERATION DES ASS.DE PRODUCTEURS AGR	Conference organizing services2ème tranche:30%	78,350.00
Burundi	CONFEDERATION DES ASS.DE PRODUCTEURS AGR	Conference organizing services3ème tranche:30%	78,350.00
Burundi	DALBERG SURL	Communication Service	107,310.00
Burundi	ECOTRAVE	Road maintenance or repairs	57,570.00
Burundi	EDICOR TRADING	Road maintenance or repairs	40,520.00
Burundi	Entreprise de Construction et de Commerce	Road maintenance or repairs	45,590.00
Burundi	ERGC	Road maintenance or repairs	40,320.00
Burundi	ETAMCO sprl	Civil engineering	81,550.00
Burundi	GITEC	Commercial construction	63,080.00
Burundi	HOTEL SOURCE DU NIL	Conference organizing servi	39,690.00
Burundi	PHOENIX DESIGN AID	Printing	72,060.00
Burundi	ROYAL PALACE HOTEL	Ej Residential rental	45,110.00
Burundi	SOCOIA	Road maintenance or repairs	46,470.00
Burundi	SOCOTRAPE	Apartment building	312,380.00
Burundi	SOFT CENTER	Email and messaging service	30,090.00
Burundi	SYNERGY INTERNATIONAL SYSTEMS, INC	Management information syst	198,610.00
Cambodia	BBC MEDIA ACTION MAIN USD ACCOUNT	Final payment - Contract Amendment 4 - Multimedia Initiative for Youth Civic Educatio	194,910.00
Cambodia	BBC MEDIA ACTION MAIN USD ACCOUNT	Multimedia Initiative for Youth Civic Education - Submission and acceptance by UNDP	292,370.00
Cambodia	BBC MEDIA ACTION MAIN USD ACCOUNT	Multimedia Initiative for Youth Civic Education - Submission and acceptance by UNDP	97,460.00
Cambodia	BBC MEDIA ACTION MAIN USD ACCOUNT	Multimedia Initiative for Youth Civic Education - Submission and acceptance by UNDP	97,460.00
Cambodia	BBC MEDIA ACTION MAIN USD ACCOUNT	Submission and acceptance by UNDP of final report	80,050.00
Cambodia	BBC MEDIA ACTION MAIN USD ACCOUNT	Submission and acceptance by UNDP of first draft annual report 2012	110,000.00
Cambodia	BBC MEDIA ACTION MAIN USD ACCOUNT	Submission and acceptance by UNDP of national assembly election TV and radio PSA	213,460.00
Cambodia	BBC MEDIA ACTION MAIN USD ACCOUNT	Submission and acceptance by UNDP of national assembly election TV and radio PSA	80,050.00
Cambodia	BBC MEDIA ACTION MAIN USD ACCOUNT	Submission and acceptance by UNDP of Non-election TV and radio PSAs -concept, pr	160,100.00
Cambodia	DHI	2nd payment will be paid upon submission and acceptance of the 2012 Implementatio	190,180.00
Cambodia	DHI	3rd payment 20% of the total contracting amount will be disbursed upon submission at	95,670.00
Cambodia	DHI	3rd payment 20% of the total contracting amount will be disbursed upon submission at	300,000.00
Cambodia	DHI	4th payment 10% of the total contracting amount will be disbursed upon submission at	220,000.00
Cambodia	LEGAL AID OF CAMBODIA	Provision of Professional Services on Community Capacity Enhancement (Ref. PSC/2	34,820.00
Cambodia	SEADO BMC-CBLE	Provision of Community Based Drug Treatment Programme (CBTx) Phase IB for Lot 1	38,000.00
Cambodia	THE IDL GROUP	Intl Consultants-Technical	30,180.00
Cameroon, Republic of	ADCON TELEMETRY GMBH	Installation of HMS including civil works	62,180.00
Cameroon, Republic of	ALL BUILDING COMPANY	Building Maintenance & Repa	167,830.00
Cameroon, Republic of	AVT MEDIA SARL	Communication Service	62,520.00
Cameroon, Republic of	ETS ENOCAM	Building Maintenance & Repa	73,590.00
Cameroon, Republic of	ETS IBS	Building Maintenance & Repa	66,280.00
Cameroon, Republic of	ETS INTERNATIONAL BUSINESS PLUS	Building Maintenance & Repa	81,280.00
Cameroon, Republic of	ETS LA COLOMBE PLUS	Building Maintenance & Repa	41,300.00
Cameroon, Republic of	ETS PABUS INTERNATIONAL	Building Maintenance & Repa	75,140.00
Cameroon, Republic of	ETS PHENIX	Building Maintenance & Repa	123,990.00
Cameroon, Republic of	ETS SORAFI TP	Building Maintenance & Repa	56,380.00
Cameroon, Republic of	ETS SYNERGIE MULTI SERVICES	Water and sewer utilities	31,090.00
Cameroon, Republic of	ETS TBJ	Water and sewer utilities	61,720.00
Cameroon, Republic of	RAINBOW ENVIRONMENT CONSULT	Public finance services	48,610.00
Cameroon, Republic of	SOCIETE CIVILE IMMOBILIERE FOULASSI	Residential rental	128,740.00
Cape Verde	COMMUNITY SYSTEMS FOUNDATION	Training	45,340.00
Cape Verde	MFR-SOCIEDADE DE AUDITORES CERTIFICADOS	Management development	32,320.00
Cape Verde	PRICEWATERHOUSECOOPERS & ASSOCIADOS	Audit services	122,520.00
Cape Verde	PROSONIC CABO VERDE	Installation	31,890.00
Central African Republic	AUDIT REVISION COMPTABLE	Audit services	254,780.00
Central African Republic	BCAGS	Security systems services	32,370.00
Central African Republic	CABINET KPMG RWANDA	Economic analy	123,640.00
Central African Republic	CABINET KPMG RWANDA	Economic analysis	625,880.00
Central African Republic	Le Groupe -Conseil Baastel s.p.r.l	Intl Consultants-Technical	87,600.00
Central African Republic	UNIVERSAL CONSULTING	Audit services	584,060.00
Central African Republic	WFP REPRESENTATION	Vehicle rental	58,140.00
Chad	CaSe Clean & Services	Handyman services	47,030.00
Chad	Ligue Tchadienne des Droits de L'homme	Local Consultants-Support	92,720.00
Chile	ACG AUDITORES CONSULTORES GERENCIALES SA	Audit services	366,980.00
Chile	AMBAR S.A.	Training and development	64,320.00
Chile	ASESORIAS PARA EL DESARROLLO	Training and development	54,200.00
Chile	Asesorías para el Desarrollo	Local Consultants-Support	99,270.00
Chile	Asociac. Chilena Albergues Turist. Juv.	Hospitality-Special Events	83,650.00
Chile	CEDEF	Training and development	176,600.00
Chile	CENTRO DE ESTUDIOS PARA EL DESARROLLO	Urban development planning	79,870.00
Chile	CENTRO DE ESTUDIOS PUBLICOS	Local Consultants-Technical	59,120.00
Chile	CCE DISTRIBUCION S.A.	Lighting installation	320,200.00
Chile	CORP. DE EDUCACION Y DESARROLLO SOCIAL	Training and development	41,140.00
Chile	CORPORACION HUMANAS	Local Consultants-Technical	46,730.00
Chile	DANDILION INGENIERIA LIMITADA	Training and development	53,420.00
Chile	ESTUDIOS Y CONSULTORIAS FOCUS LTDA.	Training	65,860.00
Chile	ETCHEBERRY ASESORIA Y NEGOCIOS LTDA	Information centers	113,870.00
Chile	EVERIS CHILE S.A.	Information centers	346,860.00
Chile	FUND. PARA PROMOCION DES. SUSTENTABLE	Training and development	31,230.00
Chile	FUNDACION CHILE	Urban development services	43,660.00
Chile	FUNDACION DE DESARROLLO EDUCACIONAL Y TE	Methodology and analysis	85,570.00
Chile	FUNDACION FACULTAD DE CIENCIAS AGRONOMIC	Rural development services	52,170.00
Chile	FUNDACION PAZ CIUDADANA	Methodology and analysis	49,400.00
Chile	FUNDACION SENDA DARWIN	Local Consultants-Technical	80,850.00
Chile	G4S SECURITY SERVICES LTDA	Security systems services	64,530.00
Chile	GRAFHIKA COPY CENTER LTDA.	Printing	44,390.00
Chile	HABITERRA S.A.	Training and development	164,220.00
Chile	JUAN GABRIEL VALDES	Honorarios por tareas	38,400.00
Chile	MARSHALL CAVENDISH INTERN. LTDA	Intl Consultants - Support	66,800.00
Chile	MORI (CHILE) S.A.	Training and development	156,900.00
Chile	PLANIF.ARQUIT. Y GESTION DE CALID. LTDA.	Urban development planning	449,130.00
Chile	PLANIF.ARQUIT. Y GESTION DE CALID. LTDA.	Urban development services	84,530.00
Chile	POCH AMBIENTAL S.A.	Training and development	43,780.00
Chile	POCH AMBIENTAL S.A.	Urban development planning	89,780.00
Chile	PONTIFICIA UNIVERSIDAD CATOLICA DE CHILE	Training and development	57,510.00
Chile	SERV. DE INGEN. Y PROYEC. INGENMAS LTDA.	Training and development	93,670.00
Chile	SERV.DE ING. AGUASOL LTDA.	Training and development	35,850.00
Chile	SERVICIOS E INVERSIONES PRAMAR LIMITADA	Local Consultants-Technical	170,300.00
Chile	SOC CONSULTORA SIST SUSTENTABLES LTDA	Urban development planning	50,510.00
Chile	SOC CONSULTORIA Y ASESORIA GUABUN S.A.	Training and development	62,240.00
Chile	STATCOM ESTADISTICOS CONSULTORES S.A.	Methodology and analysis	63,690.00
Chile	STATCOM ESTADISTICOS CONSULTORES S.A.	Training and development	99,410.00
Chile	STEER DAVIES GLEAVE CHILE	Training and development	93,020.00
Chile	SUR ASISTENCIA S.A.	Life, health and accident	119,710.00
Chile	TECNORED S.A.	Lighting installation	90,040.00
Chile	UNION IBEROAMERICANA DE MUNICIPALISTAS	Training and development	122,570.00



## Major contracts for services and works by UN organization

AGENCY	Location of Supplier	Name of Contractor	Description of Services	Contract Value USD
UNDP continued				
	Chile	UNION IBEROAMERICANA DE MUNICIPALISTAS	Urban development planning	100,440.00
	Chile	UNIVERSIDAD ALBERTO HURTADO	Training and development	88,340.00
	Chile	UNIVERSIDAD DE CHILE	Urban development planning	47,880.00
	Chile	Universidad de Concepción	Training	43,560.00
	Chile	Universidad de Concepción	Training and development	88,880.00
	Chile	UNIVERSIDAD DE DESARROLLO	Local Consultants-Technical	46,270.00
	Chile	UNIVERSIDAD DE LOS LAGOS	Local Consultants-Technical	44,760.00
	Chile	UNV TECN FEDERICO SANTA MARIA	Mechanical engineering	149,310.00
	China	AirMedia Group Co. Ltd	Media placement & fulfillme: payment on the advocacy of UNDP project:81925	75,680.00
	China	BEIJING ANDE WENHUA FAZHAN YOUXIAN GONG	Printing	34,130.00
	China	BEIJINGSHI BAO'AN FUWU ZONGGONGSI WAISHI	Security systems services	31,420.00
	China	Institute for Urban and Environmental -	Social development-10%	63,310.00
	China	Institute for Urban and Environmental -	Social development-20%	63,310.00
	China	Institute for Urban and Environmental -	Social development-30%	189,920.00
	China	JSC FEMRI	Intl Consultants-Technical	35,330.00
	China	Ren Min University Law School	Learning costs	45,000.00
	China	Shanghai Yashwei Advertisement Company	Media placement & fulfillme	48,830.00
	Colombia	ACHILES CORPORATION	RECREACION PO 0000010679 - Provide a polyurethane injection equipment modifie	155,400.00
	Colombia	ACHILES CORPORATION	RECREACION PO 0000010679 - Provide a polyurethane injection equipment modifie	129,500.00
	Colombia	ACHILES CORPORATION	RECREACION PO 0000010679 - Provide a polyurethane injection equipment modifie	51,800.00
	Colombia	AGENCIA DE DLO ECONOMICO LOCAL NARIÑO	RE-CREACION GRANT No. 0000008824.	32,880.00
	Colombia	AGRICULTURAL ASSESSMENTS INTERNATIONAL	RECREACION PO 10728 E) Methodology and analysis- Investigación que permita dir	33,580.00
	Colombia	AGRICULTURAL ASSESSMENTS INTERNATIONAL	Trade analysis services	61,310.00
	Colombia	APCYTEL LTDA APLICACIONES CIBERNETICAS Y	Inland water fishery resour	51,500.00
	Colombia	APCYTEL LTDA APLICACIONES CIBERNETICAS Y	Water quality management	35,660.00
	Colombia	ARAUJO Y SEGOVIA DE CORDOBA SA	RE-CREACION CONTRATO No. 7361 - E) Residential rental	45,380.00
	Colombia	ARREDAVENTA LTDA	RE-CREACION CONTRATO No. 7293 - E) Residential rental	49,310.00
	Colombia	ASESORIAS Y GESTION CIA LTDA	RECREACION PO 10656 E) Methodology and analysis Prry 70467 Propuesta de dise	30,950.00
	Colombia	ASESORIAS Y GESTION CIA LTDA	RECREACION PO 10656 E) Methodology and analysis Prry 70467 Propuesta de dise	30,950.00
	Colombia	ASMUN CONSULTORIA EU	CONTRATO 1159 VALUACIÓN PARTICIPATIVA MUNICIPAL SOBRE LA COOPERAC	243,020.00
	Colombia	ASOCIACION CAMPAÑA COLOMBIANA CONTRA	Social development	65,060.00
	Colombia	ASOCIACION COLECTIVO HOMBRES Y	Social development	31,740.00
	Colombia	ASOCIACION DE AUTORIDADES INDIGENAS	Learning costs	37,160.00
	Colombia	ASOCIACION DE AUTORIDADES INDIGENAS DE	Social development	161,970.00
	Colombia	ASOCIACION DE CABILDO INDIGENA MAYOR DE	Learning costs	37,160.00
	Colombia	ASOCIACION DE CABILDOS INDIGENAS EPERARA	PAGO TRAMO TRES	89,630.00
	Colombia	ASOCIACION DE CABILDOS INDIGENAS EPERARA	RECREACION PO 10467 DE 2011 PAGO TRAMO DOS	89,630.00
	Colombia	ASOCIACION DE CONSEJO COMUNITARIO	Learning costs	43,720.00
	Colombia	ASOCIACION DE CONSEJOS COMUNITARIOS Y	RECREACION PO 10423 DE 2011 - PAGO TRAMO DOS GRANT	43,460.00
	Colombia	ASOCIACION DE CONSEJOS COMUNITARIOS Y	RECREACION PO 10423 DE 2011 - PAGO TRAMO TRES GRANT	57,940.00
	Colombia	ASOCIACION DE DESPLAZADOS NUEVO RENACER	Social development	51,140.00
	Colombia	ASOCIACION DE FAMILIARES DE DETENIDOS	Social development	83,980.00
	Colombia	ASOCIACION DE MUJERES COMUNITARIAS DE	Learning costs	37,160.00
	Colombia	ASOCIACION DEPARTAMENTAL DE USUARIOS	RECREACION PO 10915 DE 2011	94,810.00
	Colombia	ASOCIACION NACIONAL DE USUARIOS	Learning costs	44,540.00
	Colombia	ASOCIACION PARA EL DESARROLLO CAMPESINO	PRIMER TRAMO E) Learning costs	30,070.00
	Colombia	ASOCIACION PARA EL DESARROLLO CAMPESINO	RECREACION PO 9303 DE 2011	125,300.00
	Colombia	ASOCIACION PARA EL DESARROLLO CAMPESINO	SEGUNDO TRAMO E) Learning costs	140,310.00
	Colombia	ASOCIACION REGIONAL DE MUJERES DEL	Social development	73,640.00
	Colombia	AVIATUR	12299 - OS - 13832 - 00080232 - S) Conference organizing servi	37,010.00
	Colombia	AVIATUR	Conference organizing servi	387,040.00
	Colombia	AVIATUR	Conference organizing servi	32,240.00
	Colombia	AVIATUR	Conference organizing services	155,320.00
	Colombia	AVIATUR	Conference organizing services	75,260.00
	Colombia	AVIATUR	Conference organizing services	65,660.00
	Colombia	AVIATUR	Conference organizing services	63,820.00
	Colombia	AVIATUR	Conference organizing services	53,420.00
	Colombia	AVIATUR	Conference organizing services	47,170.00
	Colombia	AVIATUR	Conference organizing services	40,050.00
	Colombia	AVIATUR	Conference organizing services	38,010.00
	Colombia	AVIATUR	Conference organizing services	37,900.00
	Colombia	AVIATUR	Conference organizing services	32,820.00
	Colombia	AVIATUR	Conference organizing services	32,410.00
	Colombia	AVIATUR	Conference organizing services	32,360.00
	Colombia	AVIATUR	Conference organizing services	30,460.00
	Colombia	AVIATUR	Hospitality-Special Events	66,300.00
	Colombia	AVIATUR	Learning costs	77,380.00
	Colombia	AVIATUR	PO 12060 - PROC 12085 - PRY 58855 - SUMINISTRO SERVICIOS HOTELEROS V E	41,340.00
	Colombia	AVIATUR	PO 14888 SERVICIOS DE ALOJAMIENTO, TRANSPORTE Y ALIMENTACIÓN PARA EL	74,700.00
	Colombia	AVIATUR	Prestación de Servicios Hoteleros Proyecto COL-00069716 E) Hospitality-Special Ev	58,440.00
	Colombia	AVIATUR	PROCESO 12959 S) Conference organizing servi - PRESTACION DE SERVICIOS DI	238,000.00
	Colombia	AVIATUR	Travel agency services	3,262,670.00
	Colombia	CABILDO MAYOR DE LA COSTA PACIFICA	Learning costs	39,340.00
	Colombia	CAMARA DE COMERCIO DE CALI	Temporary admin. assistance	64,640.00
	Colombia	CENTRO EUROPEO DE PENSAMIENTO	CONT. 12277 PAGO SEGUNDO TRAMO	51,260.00
	Colombia	CENTURY MEDIA S.A.S	Audio Visual Productions	87,480.00
	Colombia	CESAR DAVID GORDILLO VIDALES	Local Consultants-Technical	32,840.00
	Colombia	CLAUDIO VARINI	Local Consultants-Support	40,500.00
	Colombia	CODIGO DE DISEÑO CERTIFICADO CODICE LTDA	Printing	44,330.00
	Colombia	COMISION COLOMBIANA DE JURISTAS -CEE	Social development	117,940.00
	Colombia	CONSEJO COMUNITARIO MAYOR DE LA ACIA	Social development	50,850.00
	Colombia	CONSEJO DE REDACCION	Learning - training of coun	64,730.00
	Colombia	CONSEJO REGIONAL INDIGENA DEL CAUCA	Social development	140,560.00
	Colombia	CONSORCIO LAVOLA PS	Audit services	31,140.00
	Colombia	CONTINENTAL DE BIENES S.A.	Re-creacion PO 11790 - 2011 Numeracion manual - E) Commercial facility rental	61,420.00
	Colombia	COOPERATIVA MULTIACTIVA DE APORTE Y	RE-CREACION CONTRATO No. 7940 - E) Residential rental	33,410.00
	Colombia	CORP DESARROLLO PAZ PIEDEMONTE ORIENTE	GRANT - 00072237 - 00072240 - 72241 - S) Social development	295,390.00
	Colombia	CORP DESARROLLO PAZ PIEDEMONTE ORIENTE	RECREACION PO 11030 DE 2011	65,410.00
	Colombia	CORPORACION ALIANZA INICIATIVA DE	Social development	92,100.00
	Colombia	CORPORACION LONJA INMOBILIARIA DE LA	Residential rental	67,820.00
	Colombia	CORPORACION OPCION LEGAL	Social development	757,630.00
	Colombia	CORPORACION PARA EL DESARROLLO AGRO	Social development	149,720.00
	Colombia	CORPORACION PARA EL DESARROLLO SOSTENIBL	Social development	147,820.00
	Colombia	CORPORACION RETONOS	RECREACION PO 11037 DE 2011	33,810.00
	Colombia	CORPORACION RETONOS	Social development	51,140.00
	Colombia	CORPORACION VISIONARIOS POR COLOMBIA	PO 16996) Social development	80,390.00
	Colombia	CORPORACION VIVA LA CIUDADANIA	Social development	50,850.00
	Colombia	CORREDORES DE SEGUROS CENTROSEGUROS S.A.	Life, health and accident	114,350.00
	Colombia	CREARA INTERNATIONAL	Audit services	54,840.00
	Colombia	DAVINCI EDITORES & CIA S EN C	RECREACION PO 0000010016 S) Printing Diseño y diagramación del Documento, lit	31,230.00
	Colombia	DIOCESIS DE TUMACO PASTORAL SOCIAL	Social development	447,600.00
	Colombia	ECO INGENIERIA SAS	Civil engineering	96,740.00
	Colombia	EDIFICIO PROTECCION SA	Commercial facility rental	457,510.00
	Colombia	ESTEBAN PIEDRAHITA	Local Consultants-Support	40,430.00
	Colombia	FENIX CONSTRUCCIONES SA	Residential rental	66,460.00
	Colombia	FINDETER	RE-CREACION CONTRATO No. 14812 - E) Residential rental	44,810.00
	Colombia	FONDO MIXTO DE CULTURA DE NARIÑO	CONT. 1215 PAGO PRIMER TRAMO	41,390.00
	Colombia	FUNDACION ALDEA GLOBAL	Social development	260,860.00
	Colombia	FUNDACION AMANECER CARTAGENA	Local Consultants-Support	32,410.00
	Colombia	FUNDACION CIRCULO DE ESTUDIOS CULTURALES	Social development	45,920.00
	Colombia	FUNDACION CULTURAL JAVERIANA ESTEREO	Programa de Radio. S) Radio services	48,850.00
	Colombia	FUNDACION DE PROMOCION INTEGRAL Y TRABAJ	Social development	359,430.00
	Colombia	FUNDACION DESARROLLO DEMOCRACIA Y PAZ	Social development	799,560.00

## Major contracts for services and works by UN organization

AGENCY	Location of Supplier	Name of Contractor	Description of Services	Contract Value USD
UNDP continued				
Colombia		FUNDACION DESARROLLO Y PAZ	Social development	987,140.00
Colombia		FUNDACION EMSSANAR	RECREACION PO 8908 DE 2011.	53,970.00
Colombia		FUNDACION EMSSANAR	Social development	147,820.00
Colombia		FUNDACION FRANCISCANA SANTO TOMAS MORO	Social development	50,850.00
Colombia		FUNDACION GLOBAL HUMANITARIA	RECREACION DE LA PO 8909 DE 2011	109,640.00
Colombia		FUNDACION GUAJIRA COMPETITIVA	Temporary admin. assistance	78,620.00
Colombia		FUNDACION KAI KAI	Social development	50,080.00
Colombia		FUNDACION MUJER ARTE Y VIDA	PO 17889 Social development	50,720.00
Colombia		FUNDACION MUJER Y FUTURO	Social development	35,510.00
Colombia		FUNDACION NETXUS DE COLOMBIA	Social development	133,260.00
Colombia		FUNDACION PARA EL DESARROLLO HUMANO	Social development	51,140.00
Colombia		FUNDACION PARA EL DESARROLLO MICRO	Rural development services	77,380.00
Colombia		FUNDACION PROGRESAR CAPITULO NORTE DE	Social development	51,140.00
Colombia		FUNDACION RED DE MUJERES CRISTIANAS POR	Social development	50,850.00
Colombia		GRUPO HOTELERO MAR Y SOL S.A.	Hospitality-Special Events	34,440.00
Colombia		HL ASESORES Y CONSULTORES EN SEGUROS LTD	RE-CREACION CONTRATO No. 7512 - E) Residential rental	72,370.00
Colombia		HOTEL CARTAGENA HILTON	Conference organizing servi	50,100.00
Colombia		HOTEL CARTAGENA HILTON	PROCESO 11809 E) Hospitality-Special Events SERVICIO DE LOGISTICA Y HOTEL	79,320.00
Colombia		HOTELES VIA DEL MAR SAS	PROCESO 12499 S) Conference organizing services - organizacion del VII encuentro	32,520.00
Colombia		IDEABORN SAS	Residential rental	82,090.00
Colombia		INFORMACION Y TECNOLOGIA SA	Data services	525,590.00
Colombia		INGENIERIA EN LIMPIEZA Y MANTENIMIENTO	Handyman services	108,910.00
Colombia		INGENIERIA EN LIMPIEZA Y MANTENIMIENTO	PROCESO 11686 E) Security systems services OUTSOURCING DE CONTRATACION	55,990.00
Colombia		INMOBILIARIA SERVIMUEBLES LTDA	Residential rental	49,650.00
Colombia		INTERNACIONAL DE NEGOCIOS S.A	Handyman services	52,240.00
Colombia		INTERRAPIDISIMO SA	National postal delivery	132,600.00
Colombia		KAOMIE SOFTWARE SAS	Information centers	81,040.00
Colombia		KATERING BLUE SAS	Conference organizing services	251,020.00
Colombia		LUIS FERNANDO DUQUE MARTINEZ	Residential rental	50,840.00
Colombia		MEMORY CORP S A	Storage	53,800.00
Colombia		MUNDO CIENTIFICO LTDA	Re apertura Po 11221 \$60.068.789 Y ADICION \$ 70.000.000 S) Printing	72,220.00
Colombia		MUNDO CIENTIFICO LTDA	Recreation PO 7480 (inicial) - 8002 (2011) - PNUD S) Printing Objeto Servicios Integ	50,330.00
Colombia		MUNDOLIMPIEZA LTDA	Handyman services	124,620.00
Colombia		MUNDOLIMPIEZA LTDA	RECREACION PO 11039 DEL 2011 Y 11651 DEL 2012 E) Handyman services	36,150.00
Colombia		NEUVAS EDICIONES SA	Re-creación de la PO No. 0000010896 del 2011 E) Printing	46,980.00
Colombia		PAEZ Y ASOCIADOS CIA LTDA	Servicios de Auditoria para OCHA. E) Audit services	38,780.00
Colombia		PANORAMA INMOBILIARIO Y MOBILIARIO LTDA	Residential rental	51,200.00
Colombia		PRODESARROLLO LTDA	RECREACION PO 9143 DE 2011.	41,770.00
Colombia		PROYECTOS SEMANA SA	Advertising agency services	31,640.00
Colombia		RADIO TELEVISION NACIONAL DE COLOMBIA	RECREACION PO 10468 E) Audio Visual Productions - PRODUCCIÓN, REALIZACION	120,190.00
Colombia		RADIO TELEVISION NACIONAL DE COLOMBIA	RECREACION PO 10468 E) Audio Visual Productions - PRODUCCIÓN, REALIZACION	30,050.00
Colombia		REDJUENSAR	Social development	218,180.00
Colombia		RESGUARDO INDIGENA QUILLASINGA REFUGIO	Learning costs	43,720.00
Colombia		SANTA BARBARA HOTELES SAS	Learning costs	31,700.00
Colombia		SECRETARIADO DIOCESANO DE PASTORAL	Social development	35,800.00
Colombia		SECURITAS DE COLOMBIA SA	Re-creación PO 2012 No. 0000011637 E) Handyman services	49,510.00
Colombia		SECURITAS DE COLOMBIA SA	Security Services	138,400.00
Colombia		SECURITAS DE COLOMBIA SA	Security systems services	338,570.00
Colombia		SECURITAS DE COLOMBIA SA	Security systems services	118,380.00
Colombia		SERGIO ROLDAN ZULUAGA	Local Consultants-Technical	32,400.00
Colombia		SERNA CONSULTORES Y ASOCIADOS LTDA	Trade analysis services	54,020.00
Colombia		SERRANO Y VERGARA INMOBILIARIA LTDA AVC	RE-CREACION CONTRATO No. 7528 - E) Residential rental	89,770.00
Colombia		SOCIEDAD ADMINISTRADORA DE RECURSOS	RECREACION PO 10717 DE 2011 - PAGO ARRIENDO OFICINAS FONDOS PRY 56	50,000.00
Colombia		SOCIEDAD ADMINISTRADORA DE RECURSOS	Renovación año 2013 Commercial facility rental	129,040.00
Colombia		soluciones empresariales y de mercadeo L	RE-CREACION CONTRATO No. 7292 - E) Residential rental	239,500.00
Colombia		SOTO SINISTERRA Y ASOCIADOS LTDA	2013A-MOD026 - FM - E) Commercial facility rental	113,530.00
Colombia		SOTO SINISTERRA Y ASOCIADOS LTDA	CONT. 11763ONTRATO DE ARRENDAMIENTO OCHA.	204,200.00
Colombia		SUMINISTROS RADIOGRAFICOS S.A.	Mass communication services	39,370.00
Colombia		TELMEX COLOMBIA SA	Telecommunication Services	83,640.00
Colombia		UNE CONSULTORES DE SEGUROS LTDA	Life, health and accident	45,270.00
Colombia		UNION TEMPORAL SUABOGADO SUAREZ Y BOTIA	Legal Fees	44,910.00
Colombia		UNIVERSIDAD DE MANIZALES	Temporary admin. assistance	67,650.00
Colombia		UNIVERSIDAD LA GRAN COLOMBIA	Temporary admin. assistance	45,520.00
Colombia		UNIVERSIDAD NACIONAL DE COLOMBIA	Learning costs	37,210.00
Colombia		UNIVERSIDAD NACIONAL DE COLOMBIA	Social development	44,480.00
Colombia		UNIVERSIDAD TECNOLÓGICA DEL CHOCO	Economic analysis	37,770.00
Colombia		UT CNC CITpax	ADICION M-1 S) Social development	39,700.00
Colombia		UT CNC CITpax	PROCESO 12080 S) Training Proceso de Transferencia de conocimientos, metodolog	38,080.00
Comoros		ADCOM BTP	Civil engineering	98,920.00
Comoros		ARMEE NATIONALE DE DEVELOPPEMENT	Utility building constructi	37,950.00
Comoros		BETEC	Civil engineering	43,950.00
Comoros		CABINET D'AUDIT FIVOARANA	Educational Consulting	36,660.00
Comoros		ISAM CONSTRUCTION	Building Maintenance & Repa	96,750.00
Comoros		METEO FRANCE INTERNATIONAL	Installation	129,000.00
Comoros		MODJACO	Utility building constructi	81,530.00
Comoros		S.C.P.M.C.	Building Maintenance & Repa	88,760.00
Congo		AFRICA SOLAIRE	Civil engineering	52,870.00
Congo		ASSOCIATION TCHICAYA U TAM'SI	Local Consultants-Support	68,710.00
Congo		ETDE CONGO SA	Security systems services	31,570.00
Congo		FORECO SARL	Civil engineering	86,940.00
Congo		FREEE TECHNOLOGIE SARLU	Civil engineering	58,180.00
Congo		RESIDENCE ELONDA DE KINTELE	Cafeteria services	46,600.00
Congo		RESIDENCE ELONDA DE KINTELE	Conference organizing servi	31,290.00
Congo		RESTAURANT EDMOND TRAITEUR	Cafeteria services	41,160.00
Congo		SCI MONTE CRISTO	Commercial facility rental	35,320.00
Congo		SETYM INTERNATIONAL INC	Learning costs	31,740.00
Congo		TOYOTA GIBRALTAR STOCK HOLDINGS LTD	Vehicle rental	392,010.00
Congo		U.A.T.T.+	Building Maintenance & Repa	142,940.00
Costa Rica		ASESORIA Y SERVICIOS DE OFICINA	Building Maintenance & Repa	38,490.00
Costa Rica		ATLAS INDUSTRIAL S.A.	20% Conveni.Benef/Proveed.,Sumin.equip.inyeccion espuma	100,080.00
Costa Rica		ATLAS INDUSTRIAL S.A.	40% Convenio MINAET Industrial site investigati	200,150.00
Costa Rica		FONDO.INVERS.IMMOBILIARIA.LOS CRESTONES	Commercial facility rental	57,150.00
Costa Rica		FONDO.INVERS.IMMOBILIARIA.LOS CRESTONES	May Maintenance/ cleaning service	30,760.00
Costa Rica		FUNDAUNA	Fourth and last pymt SUB-2011-010	34,020.00
Costa Rica		IMPROSA SAFI, S.A.	Rent April/May and June 2012	41,700.00
Costa Rica		UNIDO/IDF	First disbursement "ConvenioONUDI/PNUD"	150,000.00
Costa Rica		UNIDO/IDF	Second reimburs.Conven.ONUDI/PNUD	155,670.00
Cote d'Ivoire		AFRIQUE TECHNOLOGIES & SERVICES	Internet services	101,640.00
Cote d'Ivoire		AICI	Frais de paiement loyer de avril 2012 à décembre 2012	30,270.00
Cote d'Ivoire		ALIZE NUMERIK	Printing	40,980.00
Cote d'Ivoire		BASE 2A ENTREPRISE	Civil engineering	113,010.00
Cote d'Ivoire		ELECTRONIC COMMUNICATION (ECOM)	Transport Service	129,140.00
Cote d'Ivoire		ENTREPRISE CIBTD / SIBA RACHEL	Civil engineering	74,900.00
Cote d'Ivoire		ENTREPRISE MYKA SARL	Civil engineering	81,350.00
Cote d'Ivoire		FAFO AIS	Intl Consultants-Technical	49,000.00
Cote d'Ivoire		HIPPOLYTE D'ALBIS	Intl Consultants-Technical	31,150.00
Cote d'Ivoire		INTERNATIONAL MANAGEMENT GROUP (IMG)	Civil engineering	34,020.00
Cote d'Ivoire		IROLINE COMMUNICATION	Educational Consulting	50,550.00
Cote d'Ivoire		KALIMBA AGENCE IMMOBILIERE	Residential rental	36,360.00
Cote d'Ivoire		MEDIATICS SARL	Printing	36,220.00
Cote d'Ivoire		Price Waterhouse Coopers sa	Audit services	98,120.00
Cote d'Ivoire		REINE DES PRES	Handyman services	45,870.00
Cote d'Ivoire		S.I.T.E.R.M.	Civil engineering	83,310.00

## Major contracts for services and works by UN organization

AGENCY	Location of Supplier	Name of Contractor	Description of Services	Contract Value USD
	<b>UNDP continued</b>			
	Cote d'Ivoire	SODETHERM HOTEL LES CASCADES	HEBERGEMENT	31,060.00
	Cote d'Ivoire	SOEBAT - CI	Civil engineering	66,580.00
	Cote d'Ivoire	TECIA INTERNATIONAL	Civil engineering	124,020.00
	Cote d'Ivoire	UNITEC SA (UNIVERSAL TECHNOLOGY)	Management support services	311,620.00
	Cote d'Ivoire	VIGASSISTANCE	Guard services	37,530.00
	Cote d'Ivoire	VIGASSISTANCE	Security systems services	48,200.00
	Croatia	CARIN D.O.O.	Civil engineering	110,080.00
	Croatia	EKONERG Ltd.	Software maintenance	36,900.00
	Croatia	ENEL-ATM D.O.O.	Electric & electr. engineer	118,130.00
	Croatia	ENEL-ATM D.O.O.	SMART MEETING SYSTEM FOR PUBLIC BUILDINGS (MAIN WORKS)	118,870.00
	Croatia	GORAN PICHLER	Local Consultants-Technical	30,370.00
	Croatia	HEDOM D.O.O.	Building Maintenance & Repa	428,950.00
	Croatia	HEDOM D.O.O.	Building Maintenance & Repa	328,250.00
	Croatia	HEDOM D.O.O.	Civil engineering	238,450.00
	Croatia	HEDOM D.O.O.	Installment No. 1 as per contract 23/12	34,170.00
	Croatia	HEDOM D.O.O.	Mechanical engineering	136,680.00
	Croatia	RITEH ZA PROJEKTIRANJE, KON. I INZ. doo	ENERGY AUDITS - LOTS: 1, 11, 12, 13, 14, 15 & 16	59,300.00
	Croatia	VEDRAN BANAJ	Local Consultants-Support	122,570.00
	Croatia	VIRTUS PROJEKT D.O.O.	Mechanical engineering	39,790.00
	Croatia	ZORAN BOGUNOVIC	Local Consultants-Technical	59,680.00
	Cuba	CARGOPLANET, S.L.	Shipment (Relocation)	181,470.00
	Cuba	UNICEF	Land Transport	43,100.00
	Cyprus	A.M. ANDRONICOU LTD	Civil engineering	68,640.00
	Cyprus	Action PR Publications Ltd	Final Payment for Inter-Regional Conference under UNDP-ACT Project 47410	46,800.00
	Cyprus	Action PR Publications Ltd	Final Report	43,640.00
	Cyprus	Action PR Publications Ltd	Report 2	59,850.00
	Cyprus	ATLANTIC INSURANCE CO PUBLIC LTD	Life, health and accident	40,480.00
	Cyprus	CEMAN CONSTRUCTION LTD	Commercial construction	38,740.00
	Cyprus	Cyprus Institute of NeurologyandGenetics	Medical laboratories	49,420.00
	Cyprus	EMEK INSAAT STI. LTD.	ACM - Civil works: 28th Contract Instalment: Progress Payment January 2012	536,190.00
	Cyprus	Hilton Park	Conference organizing servi	53,330.00
	Cyprus	KTMMOB	Tranche 8 for Cultural Heritage Circle Preservation Project (47402-07-001-E-i)	112,690.00
	Cyprus	MUSTAFA TAHISIN	Excavation Works	30,730.00
	Cyprus	MUSTAFA TAHISIN	Land drainage services	211,420.00
	Cyprus	MUSTAFA TAHISIN	Land reclamation	148,860.00
	Cyprus	MUSTAFA TAHISIN	Vehicle rental	30,720.00
	Cyprus	OFFICE OF THE GREEK CYPRIOT MEMBER	Funeral & associated servic	143,970.00
	Cyprus	TECNALIA RESEARCH & INNOVATION	Urban development services	155,310.00
	Cyprus	TEMPO ENGINEERS & CONSULTANTS INC	Civil engineering	52,490.00
	Cyprus	WTE Wassertechnik GmbH	Electrical power transmissi	4,633,010.00
	Cyprus	WTE Wassertechnik GmbH	Water quality management	1,035,080.00
	Democr People's Repub of Korea	Mueller + Partner GmbH	Transportation of a set of biogas system from Kyrgyzstan to Nampo port, DPRK (CPS)	37,720.00
	Democr People's Repub of Korea	Renewables Academy AG	Fourth payment according to contract CPS-2012-04 and Amendment 1	32,060.00
	Democr People's Repub of Korea	Renewables Academy AG	Third payment according to contract CPS-2012-04 and Amendment 1	30,160.00
	Democratic Republic of Congo	AFESA	Cafeteria services	30,620.00
	Democratic Republic of Congo	AGB	Printing	112,320.00
	Democratic Republic of Congo	AGB	Printing	73,730.00
	Democratic Republic of Congo	AGB	Printing (Loi électorale -Français Kikongo)	30,250.00
	Democratic Republic of Congo	AGB	Printing (Loi électorale -Français Lingala)	61,690.00
	Democratic Republic of Congo	AGB	Printing (Loi électorale -Français Swahili)	63,780.00
	Democratic Republic of Congo	AGB	Printing (Loi électorale -Français Tshiluba)	30,250.00
	Democratic Republic of Congo	AGETRAF	Cold Storage octobre 2012	38,990.00
	Democratic Republic of Congo	AGETRAF	Cold Storage IN/OUT novembre 2012	42,530.00
	Democratic Republic of Congo	AGETRAF	Cold storage IN/OUT septembre 2012	51,720.00
	Democratic Republic of Congo	AMICOR	Building Maintenance & Repa	83,390.00
	Democratic Republic of Congo	ARC CONSTRUCT	TRAVAUX DE REHABILITATION DU DISPENSAIRE DES NU. SUIVANT CONTRAT	31,460.00
	Democratic Republic of Congo	AS SALAAMU TRADING	Management support services	60,000.00
	Democratic Republic of Congo	AXENET ENTREPRISE	Internet services	39,150.00
	Democratic Republic of Congo	Banque Internat. pour Afrique au Congo	Learning costs	314,730.00
	Democratic Republic of Congo	Batiment Conseils et constructio	Apartment building	47,070.00
	Democratic Republic of Congo	Batiment Conseils et constructio	Commercial construction	89,520.00
	Democratic Republic of Congo	Batiment Conseils et constructio	TRAVAUX DE CONSTRUCTION ABATTOIR A RUBARE/ RUTSHURU	43,570.00
	Democratic Republic of Congo	Batiment Conseils et constructio	TRAVAUX DE CONSTRUCTION D'UN ABATOIRES A MBAU/BENI	45,950.00
	Democratic Republic of Congo	BECNK SPRL	Apartment building	47,170.00
	Democratic Republic of Congo	BEST CONSTRUCT	TRAVAUX DE CONSTRUCTION ENTREPOTS MARCHÉ KALENGERA/RUTSHURU	40,770.00
	Democratic Republic of Congo	BGC	Commercial construction	52,230.00
	Democratic Republic of Congo	BGC	Construction du Sous Commissariat (S/Ciat Bankoko) avec un bloc de latrines a 4 por	88,030.00
	Democratic Republic of Congo	BGC	TRAVAUX DE CONSTRUCTION ENTREPOTS A ERENGETI/BENI	46,730.00
	Democratic Republic of Congo	CARITAS CONGO	Population services	77,570.00
	Democratic Republic of Congo	CERCLE ELAIS	Cafeteria services	64,710.00
	Democratic Republic of Congo	CERCLE ELAIS	Conference organizing servi	30,800.00
	Democratic Republic of Congo	CFAO MOTORS RDC	Vehicle repair	32,210.00
	Democratic Republic of Congo	CHEZ L'HONORABLE	Cafeteria services	905,540.00
	Democratic Republic of Congo	Compagnie Jules KONDE	Commercial construction	76,880.00
	Democratic Republic of Congo	CONSEIL EN GESTION ETUDES ET PROJETS	Conference organizing servi	58,380.00
	Democratic Republic of Congo	CONSTEQ	Civil engineering	55,750.00
	Democratic Republic of Congo	CONSTEQ	Farm building construction	98,030.00
	Democratic Republic of Congo	Coup'D'Food	Cafeteria services	233,430.00
	Democratic Republic of Congo	DELOITTE & TOUCHE CONGO SPRL	Audit services	31,440.00
	Democratic Republic of Congo	DHL Global Forwarding	Distribution Cost Sea Freight Mumbai Kinshasa GP405002-1	56,930.00
	Democratic Republic of Congo	DHL Global Forwarding	Shipment (Relocation) DHL to Kinshasa from Strides Mumbai 2x40'	37,140.00
	Democratic Republic of Congo	ENGEN RDC	ACHAT GASOIL	46,660.00
	Democratic Republic of Congo	Entreprise Générale de la Main d'oeuvre	Utility building constructi	387,870.00
	Democratic Republic of Congo	ENTREPRISE PUNZI	Apartment building	39,010.00
	Democratic Republic of Congo	ERIC TIDA	Inti Consultants - Suppdt N° 057-2012 Eric TIDA#u 01 aout 2012 ad1 octobre 2012	30,400.00
	Democratic Republic of Congo	FONDATION HIRONDELLE	Diffusion des spots sur les élections apaisées de 2011 (E) Broadcast advertising)	175,560.00
	Democratic Republic of Congo	FREDERIC APAKA TOMBILA	Frais de loyer Janvier et Février 2012	60,000.00
	Democratic Republic of Congo	FREDERIC APAKA TOMBILA	Residential rental	300,000.00
	Democratic Republic of Congo	GCID-PH	Methodology and analysis	177,560.00
	Democratic Republic of Congo	GOMAIR	Distribution Co@OMAIR ROUND 8 VIH SIDA	44,840.00
	Democratic Republic of Congo	GRAND HOTEL	Hospitality-Special Events	69,610.00
	Democratic Republic of Congo	GROUPE KAFAKIS	Handyman services	47,520.00
	Democratic Republic of Congo	GROUPE KAFAKIS	Handyman services	31,680.00
	Democratic Republic of Congo	GROUPE KAFAKIS	PTY NOVEM/DECEM 2011	32,340.00
	Democratic Republic of Congo	GROUPE SERVICES SPRL	Building Maintenance & Repa	114,330.00
	Democratic Republic of Congo	INSTAPRINT	FOURNITURE ET IMPRESSION DES OUTILS PNSR SUIVANT FICHER FOURNIS	73,900.00
	Democratic Republic of Congo	Institut perspective	Registration kits	33,530.00
	Democratic Republic of Congo	KPMG CONGO-RDC	Audit services	41,940.00
	Democratic Republic of Congo	KPMG CONGO-RDC	Audit services	40,860.00
	Democratic Republic of Congo	KPMG CONGO-RDC	Audit service@contrat N°2012-46	99,230.00
	Democratic Republic of Congo	KUEHNE + NAGEL A/S	Distribution Cost - sea shipment	58,160.00
	Democratic Republic of Congo	KUEHNE + NAGEL A/S	Distribution Cost GP405002-2 Goma	46,820.00
	Democratic Republic of Congo	KUEHNE + NAGEL A/S	SEA Shipment FCA Shanghai port item 1	30,000.00
	Democratic Republic of Congo	LMAT COLOR	Building Maintenance & Repa	31,830.00
	Democratic Republic of Congo	LEANS PROJECTS	Rehabilitation du Batiment Commissariat et Constructiondu Batiment Annexe du Com	257,400.00
	Democratic Republic of Congo	LOBATOIRE D'ETUDE ET CONSTRUCTION	Civil engineering	168,150.00
	Democratic Republic of Congo	LOBATOIRE D'ETUDE ET CONSTRUCTION	Utility building constructi	173,980.00
	Democratic Republic of Congo	MAIMOUNA NDIAYE	Inti Consultants-Technical	130,690.00
	Democratic Republic of Congo	MHIAREC	Commercial construction	93,740.00
	Democratic Republic of Congo	MICHEL EXPEDIT VOGT	Inti Consultants - Support	64,000.00
	Democratic Republic of Congo	MICROCOM	Internet services	232,890.00
	Democratic Republic of Congo	MICROCOM	Internet services	126,060.00
	Democratic Republic of Congo	MILCOM	Registration kits	31,530.00

## Major contracts for services and works by UN organization

AGENCY	Location of Supplier	Name of Contractor	Description of Services	Contract Value USD
<b>UNDP continued</b>				
Democratic Republic of Congo		MIRAK IMPRESSIONS	Printing (Impressions des PDLs)	36,400.00
Democratic Republic of Congo		MOUHAMADOU DIOP	Int'l Consultants - Support	194,140.00
Democratic Republic of Congo		MUKIADI TUKENGA	Commercial facility rental	30,000.00
Democratic Republic of Congo		MUKIADI TUKENGA	Residential rental	30,000.00
Democratic Republic of Congo		MUSEDEC CONSTRUCTION	Commercial construction	53,650.00
Democratic Republic of Congo		NGUVIS CORPORATION PRINTING OFFSET	FOURNITURE ET IMPRESSION DE REGISTRE SUIVANT VOTRE OFFRE DE PRIX	47,750.00
Democratic Republic of Congo		OKA CONSTRUCTION	Civil engineering	49,490.00
Democratic Republic of Congo		PARKLAND SPRL	Commercial facility rental	288,000.00
Democratic Republic of Congo		PRICE WATER HOUSE COOPERS	Audit services	33,460.00
Democratic Republic of Congo		PricewaterhouseCoopers Inc	Audit services/Contrat d'entreprise N° 2012-30	400,530.00
Democratic Republic of Congo		RADIO TELEVISION NATIONALE CONGOLAISE	Audio Visual Productions (diffusion spot sketches et chanson sur la campagne pour la	60,000.00
Democratic Republic of Congo		RADIO TELEVISION NATIONALE CONGOLAISE	Audio Visual Productions (recrutement monitoring duplication et expédition des CD ve	40,000.00
Democratic Republic of Congo		RESTAURANT LA BOURGEOISE	Cafeteria services	733,190.00
Democratic Republic of Congo		RESTAURANT LA BOURGEOISE	Cafeteria services ( Contrat 2012-04 du 04 au 18 mars 2012)	52,320.00
Democratic Republic of Congo		RESTAURANT LA BOURGEOISE	Cafeteria services ( Contrat 2012-04 du 19 au 31 mars 2012)	44,560.00
Democratic Republic of Congo		RESTAURANT LA BOURGEOISE	Contrat 2012-04 du 18/02 au 03/03. Kasangulu	48,240.00
Democratic Republic of Congo		RESTAURANT LA BOURGEOISE	Contrat n0020/2012/B. Kapalata	52,980.00
Democratic Republic of Congo		SAFRICAS	Commercial facility rental	93,150.00
Democratic Republic of Congo		SAM CONSTRUCTION	Civil engineering/abilitation batiment administratif wangata ( MBANAKA)	83,000.00
Democratic Republic of Congo		SAM CONSTRUCTION	Commercial construction	74,500.00
Democratic Republic of Congo		SCAN GLOBAL LOGISTICS A/S	Distribution Cost	77,000.00
Democratic Republic of Congo		SECOFIC	Audit services / NOTES D'HONORAIRES PRJETS FM	164,220.00
Democratic Republic of Congo		SERVICES AIR	Distribution Cost	80,010.00
Democratic Republic of Congo		SERVICES AIR	Distribution Cost/SERVICE AIR/UND 8 VIH SIDA	73,290.00
Democratic Republic of Congo		SERVICES AIR	Distribution Cost/SERVICE AIR/UND 7 VIH SIDA	42,750.00
Democratic Republic of Congo		SERVICES AIR	Land Transport	91,530.00
Democratic Republic of Congo		SERVICES AIR	Land Transport	50,030.00
Democratic Republic of Congo		SOCIETE NATIONALE D'ASSURANCE	Life, health and accident	75,360.00
Democratic Republic of Congo		SOLEIL PLACE	Cafeteria services	279,520.00
Democratic Republic of Congo		Sousa Alcobia De Barros Maria	Int'l Consultants - Support	69,570.00
Democratic Republic of Congo		STANBIC BANK CONGO	Bank Charges	245,430.00
Democratic Republic of Congo		STILWELL MATTHEW TINDAL	Int'l Consultants-Technical	53,800.00
Democratic Republic of Congo		Strong NKV	Audit services	64,680.00
Democratic Republic of Congo		SULTANI HOTEL	Cafeteria services	47,860.00
Democratic Republic of Congo		SWANEPOEL MIBA KASAI	Utility building constructi	178,120.00
Democratic Republic of Congo		THE MEDICAL EXPORT GROUP B.V	Freight charges for delivery CPT Kinshasa, d.r. Congd x 40 ft.container + 1 x 20 ft. cor	74,580.00
Democratic Republic of Congo		U.A.C. sprl	Riso EZ200	63,150.00
Democratic Republic of Congo		UNFPA PROCUREMENT SERVICES	transport handling fees insurance	48,710.00
Democratic Republic of Congo		UNITED NATIONS CHILDREN'S FUND	ASSURANCE TRANSPORT HANDLING FEES	37,830.00
Democratic Republic of Congo		UNITED NATIONS CHILDREN'S FUND	Freight and Insurance	167,050.00
Democratic Republic of Congo		UNITED NATIONS CHILDREN'S FUND	Freight and insurance charges	164,780.00
Democratic Republic of Congo		UNITED NATIONS CHILDREN'S FUND	Freight charges	125,950.00
Democratic Republic of Congo		UNITED NATIONS CHILDREN'S FUND	freight handling fees	30,330.00
Democratic Republic of Congo		UNITED NATIONS CHILDREN'S FUND	Freight insurance	309,000.00
Democratic Republic of Congo		UNITED NATIONS CHILDREN'S FUND	Freight Insurance and Inspection	42,500.00
Democratic Republic of Congo		UNITED NATIONS CHILDREN'S FUND	handling fees	230,980.00
Democratic Republic of Congo		UNITED NATIONS CHILDREN'S FUND	Handling fees transport Insurance	105,800.00
Democratic Republic of Congo		ZETES SA	Software application admin	43,510.00
Denmark		DANSK PALLESTYRRING ApS	CSE RLA-2012-04 consultancy services of Lars TOFT for assistance with office move	44,020.00
Denmark		DEVELOPMENT GATEWAY	OGC S) Mass communication services - OGC Dev Gateway 1st Sprint	31,780.00
Djibouti		NIDAL MOHAMED SAID	Building Maintenance & Repair- REALISATION PARKING PR 21 VEHICULES+ REGR	37,010.00
Dominican Republic		ADVIZING IT	System administration	174,880.00
Dominican Republic		AFROS S.F.A	Facilities management	66,700.00
Dominican Republic		AFROS S.F.A	Int'l Consultants-Technical	52,480.00
Dominican Republic		AFROS S.F.A	Land Transport	31,900.00
Dominican Republic		CENTRO PARA EL DES.AGROP. Y FORESTAL	Landscape protection	44,100.00
Dominican Republic		COCIVILCA S.R.L.	Building Maintenance & Repa	64,750.00
Dominican Republic		COCIVILCA S.R.L.	Local Consultants-Technical	90,190.00
Dominican Republic		FRANCISCO & ASOCIADOS, S.R.L	Audit services	30,470.00
Dominican Republic		GIRALDO, MARCO	Int'l Consultants-Technical	84,000.00
Dominican Republic		GOMEZ VALENZUELA, VICTOR FRANCISCO	Local Consultants-Technical	171,320.00
Dominican Republic		INGENIERIA AGRICOLA Y TECNOLOGIA S A	Greenhouse services	208,160.00
Dominican Republic		INGENIERIA CIVIL INTERNACIONAL C. POR A.	Civil engineering	91,210.00
Dominican Republic		ITS INFOCOMUNICACION DOMINICANA	IT Installation	70,440.00
Dominican Republic		MENDEZ SEGURA, ANTONIO	Electric utilities	58,440.00
Dominican Republic		ORREGO OCAMPO, JUAN CARLOS	Int'l Consultants-Technical	124,800.00
Dominican Republic		OVALLES UREÑA, PABLO JOSE	Local Consultants-Technical	51,100.00
Dominican Republic		PROASSETS INTERNATIONAL SRL	Local Consultants-Support	93,220.00
Dominican Republic		PUERTO PLATA VILLAGE, C. X A.	Learning - training of coum	30,340.00
Dominican Republic		ROSARIO & PICHARDO S.R.L/ EMELY TOURS	Hospitality-Special Events	54,080.00
Dominican Republic		SANCHEZ PERCINAL, ANGEL R.	Local Consultants-Technical	38,470.00
Dominican Republic		SANTO DOMINGO MOTORS CO.	Land Transport	86,700.00
Dominican Republic		TACTUK RODRIGUEZ, BELGICA M.	Local Consultants-Technical	60,610.00
Dominican Republic		TRANSPORTE BLANCO, S.A	Land Transport	97,090.00
East Timor		ANA CAROLINA DE ALMEIDA KOBE	Int'l Consultants - Support	77,000.00
East Timor		ANA CRISTINA LOPES VARELA	Int'l Consultants - Support	40,080.00
East Timor		ANA MONICA CARVALHO	Int'l Consultants - Support	72,000.00
East Timor		ASIAN DISASTER PREPAREDNESS CENTER	Risk or hazard assessment	84,460.00
East Timor		CARLA SOFIA FRANCO LUIS	Int'l Consultants - Support	35,050.00
East Timor		CARLOS MARIO BORGES DAS DORES	Int'l Consultants-Technical	56,040.00
East Timor		CCROM-SEAP	Int'l Consultants-Technical	77,740.00
East Timor		CREATIV MANDIRI Lda/SUSIANI	Furniture rental	39,130.00
East Timor		CRISTINA MARIA CUNHA PINTO	Int'l Consultants-Technical	42,740.00
East Timor		DOORGAL G. B. DE ANDRADA	Int'l Consultants-Technical	42,050.00
East Timor		EMPRESA DIAK	Non governmental organizati	44,550.00
East Timor		ENGIPRO/LUIS CARVALHO	Building Maintenance & Repa	39,610.00
East Timor		ESTER DE BARROS MARISA SOARES CABRAL	Int'l Consultants-Technical	30,000.00
East Timor		FUNDAUN ESPERANSA ENCLAVE OE-CUSSE	Local Consultants-Support	50,140.00
East Timor		HENDRIK JELLE PIET VISSER	Int'l Consultants-Technical	35,140.00
East Timor		KAREN KELLEHER CARNEIRO	Int'l Consultants - Support	50,020.00
East Timor		KAREN KELLEHER CARNEIRO	Int'l Consultants-Technical	54,320.00
East Timor		MARIA DA GLORIA MASCARENHAS MONTEIRO	Int'l Consultants-Technical	30,000.00
East Timor		PREMIUM WORKS	Building Maintenance & Repa	160,520.00
East Timor		PREMIUM WORKS	Facilities management	84,960.00
East Timor		QUIDGEST / CESO CI	Mass communication services	35,140.00
East Timor		SYLVIA DILI	Printing + BANK FEE	56,100.00
East Timor		VIACHESLAV MYSAK	Int'l Consultants-Technical	49,140.00
East Timor		VITOR MANUEL RIBEIRO DA COSTA AMBROSIO	Int'l Consultants - Support	45,000.00
Ecuador		ALVAREZ ROMERO DIEGO FRANCISCO	12278 LTA-12-166 - Transporte Colación escolar E) Land Transport	103,150.00
Ecuador		ARIZALA QUINTERO JESUS MARIA	HABITAT MCO-12-041 Planillas Rehab. SAP Cantón Muisne E) Rural development se	66,560.00
Ecuador		Centro de Planificación y Estudios	32857, SC12-144 ESTUDIO DESIGUALDADES SOCIO ECONOMICAS	46,200.00
Ecuador		COMPANIA DE TURISMO TURISYACHANA CIA LTD	LINEP CS-12-028 Coordinación y Logística del Evento de Cambio Climático	63,310.00
Ecuador		CONSORCIO DE CAPACITACION PARA EL MANEJO	63226 SubC-12-113	31,500.00
Ecuador		DELGADO DELGADO GEOCONDA YAQUELINE	HABITAT SC-12-053 Rehab. en Prov. de manabi E) Rural development services	82,170.00
Ecuador		ESCOBAR CASTRO EDUARDO	HABITAT SC-12-039 Rehab. La Esmeralda y La Maravilla Prov. Los Rios	66,940.00
Ecuador		FACTOR 4 ENERGY PROVECTS GMBH	48857 SubC-10-047 2do. pago Fiscalización de obras electro-mecánicas del Parque E	33,460.00
Ecuador		FUNDACION JATUN SACHA	73902 SC12-168 Diseño modelo gestión remach E) Environmental information	37,090.00
Ecuador		FUNDACION JATUN SACHA	73902 SubC-12-150 Levantamiento Informacion Nodo NorOccidente-Bioregion Chocó	38,420.00
Ecuador		Fundacion Oficina de Investigaciones Soc	32587 SubC-12-212 Apoyo al SNU en la producción de un informe de avance del Mar	95,900.00
Ecuador		IDOM INGENIERIA Y CONSULTORIA S.A.	83313 SubC-12-248 Asistencia técnica Internacional para la elaboración de los estudi	277,200.00
Ecuador		Inmobiliaria Santa Beatriz S. A.	32377 Contrato Arriendo Edif. Casa Común Naciones Unidas	1,500,000.00
Ecuador		MACROCONSULT CIA. LTDA.	48857 SubC-12-215 Fiscalización de Obras Civiles del Parque Eólico Baltra E) Faciliti	60,000.00
Ecuador		Manifactoria Cia Ltda	73902 SC-12-112	52,150.00



## Major contracts for services and works by UN organization

AGENCY	Location of Supplier	Name of Contractor	Description of Services	Contract Value USD
	<b>UNDP continued</b>			
Ecuador		MIELES TARABO TITO HARDANY ANDRES	HABITAT MCO-12-050 Rehab. Infraestructura sanitaria en colegios de la Prov. de Ma	38,860.00
Ecuador		NAVAS CARRERA FIDEL HUMBERTO	HABITAT MCO-12-040 Planillas Rehab. SAP en prov. de Los Rios E) Rural developm	62,210.00
Ecuador		PENAHERRERA CARRERA CESAR AUGUSTO	63226 SC-12-079 Rehab. Comunidad Pisagua Alto E) Rural development services	42,450.00
Ecuador		SEGURIDAD Y TURISMO SEGOUTOURING CIA. LTD	32377 CS-12-29 Enm. 1 Seguridad y Vigilancia Casa Común ONU oct a dic 2012 E) S	62,790.00
Ecuador		SEGURIDAD Y TURISMO SEGOUTOURING CIA. LTD	32377 CS-12-29 Seguridad y Vigilancia Casa Común ONU 15-02 al 30-06-2012	133,160.00
Ecuador		SEGURIDAD Y TURISMO SEGOUTOURING CIA. LTD	32377 CS-12-29 Seguridad y Vigilancia Casa Común ONU julio a sept 2012 E) Securi	83,130.00
Ecuador		SISTEMA DE SERVICIOS VARIOS EMPLEFAST	32377 CS-10-065 Enm6 Limpieza edificio ONU Ene-Mar2012	56,140.00
Ecuador		SISTEMA DE SERVICIOS VARIOS EMPLEFAST	32377 CS-10-065 Enm7 Limpieza edificio ONU Abr-Dic2012	58,380.00
Ecuador		SISTEMA DE SERVICIOS VARIOS EMPLEFAST	32377 CS-10-065 Enm7 Limpieza edificio ONU Jul-Sept2012 E) Handyman services	56,140.00
Ecuador		SISTEMA DE SERVICIOS VARIOS EMPLEFAST	32377 CS-10-065 Enm7 Limpieza edificio ONU Oct-Dic2012 E) Handyman services	56,140.00
Ecuador		SOAINT GESTION S.A.	12295 SC-11-207 2Consultoria Competencias Urbanas	120,000.00
Ecuador		SUSTAINABLE DEVELOPMENT SERVICES SDS CIA	63226 _SC-12-0106, Acompañamiento mapeo	36,480.00
Ecuador		WILDLIFE CONSERVATION SOCIETY	65940 SubC-12-121 Estudios y analisis especificos para la preparación total del proy	55,000.00
Egypt		ABOVE & BELOW for BRANDING SOLUTIONS	Mass communication services	148,250.00
Egypt		ADA FISHTA	Int'l Consultants-Technical	53,460.00
Egypt		Ali Abd Allah Abdel Jabbar	Int'l Consultants-Technical	50,760.00
Egypt		Bates Equity	Mass communication services	254,550.00
Egypt		BRIAN CHILD	Int'l Consultants-Technical	38,800.00
Egypt		Cecile Fahim Soliman	Commercial facility rental	51,740.00
Egypt		EGYPTIAN NGO SUPPORT CENTER	Social development	59,900.00
Egypt		FAIRMONT NILE CITY	Conference organizing servi	30,720.00
Egypt		FREDRIK ERIKSSON	Int'l Consultants-Technical	50,250.00
Egypt		INSIGHT GRAPHICS	Printing	48,270.00
Egypt		JONATHAN MCCUE	Int'l Consultants-Technical	52,760.00
Egypt		LITHOTECH EXPORTS	Freight forwarding to Cairo Airport - Delivery 1	126,600.00
Egypt		LITHOTECH EXPORTS	Freight forwarding to Cairo Airport - Delivery 2	733,800.00
Egypt		Mariela Lopez vargas	Local Consultants-Technical	50,000.00
Egypt		MARWA MOHAMED OSMAN	Local Consultants-Technical	59,810.00
Egypt		Rafael Lopez-Pintor	Int'l Consultants-Technical	64,600.00
Egypt		RUSSELL BEDFORD SHERIF DABBOUS	Audit services	43,760.00
Egypt		Sectors Construction	Civil engineering	198,070.00
Egypt		SKG Sangha	Mechanical engineering	6,400,980.00
Egypt		SKG Sangha	Oil and gas engineering	108,160.00
Egypt		STRATUS CONSULTING, INC.	Int'l Consultants-Technical	63,200.00
Egypt		SYLVIE BLANCHET	Int'l Consultants-Technical	32,240.00
Egypt		VAN DER LUGT CORNELIS	Int'l Consultants-Technical	44,480.00
Egypt		Yann Guezel	Int'l Consultants-Technical	37,950.00
El Salvador		ALGIER'S IMPRESORES, S.A. DE C.V.	Printing	80,550.00
El Salvador		ASFALTOS Y PETROLEOS, S.A. (SUCURSAL EL	Civil engineering	686,410.00
El Salvador		BRITANIA S.A. DE C.V.	Learning costs	98,430.00
El Salvador		COMPANIA SALVADOREÑA DE SEGURIDAD, S.A.	Security systems services	47,260.00
El Salvador		CONTRATISTA LOPEZ ELIAS, S.A. DE C.V.	Utility building constructi	181,190.00
El Salvador		CORP. SAGA, S.A. DE C.V.	Residential rental	76,500.00
El Salvador		DELFOF, S.A. DE C.V.	Home remodeling and repair. Contrato No. 00063857/3800-A, según Cláusula 3.1	44,880.00
El Salvador		DELFOF, S.A. DE C.V.	Home remodeling and repair. Contrato No. 00063857/3800-B, Cláusula 3.1.	95,210.00
El Salvador		DELFOF, S.A. DE C.V.	Home remodeling and repair. Contrato No. 00063857/3800-C, Cláusula 3.1.	44,250.00
El Salvador		DELFOF, S.A. DE C.V.	Home remodeling and repair. Contrato No. 00063857/3800-D, según Cláusula 3.1	42,040.00
El Salvador		FLACSO EL SALVADOR	Non governmental organizati	30,000.00
El Salvador		FUSAL	Local Consultants-Technical	40,540.00
El Salvador		IMPRESOS MULTIPLES, S.A. DE C.V.	Printing	35,710.00
El Salvador		OSCAR ORLANDO PORTILLO CORDOVA	Learning costs	48,890.00
El Salvador		OUTSOURCE S.A. DE C.V.	Local Consultants-Technical	102,840.00
El Salvador		SINAGRI, S.A. DE C.V.	Learning costs	33,170.00
El Salvador		UNICEF SUPPLY DIVISION	Land Transport	48,200.00
El Salvador		UNICEF SUPPLY DIVISION	Legal Fees	46,510.00
Equatorial Guinea		ANTONIO MICHA	Conference organizing servi	79,740.00
Equatorial Guinea		ECODES	Building Maintenance & Repa	41,020.00
Equatorial Guinea		TECNITES PROJECT MANAGEMENT, S.L.	Publishing	63,540.00
Equatorial Guinea		UNICEF DINAMARCA	Shipment (Relocation)	66,110.00
Ethiopia		AA International Ltd	Agriculture & forest traini	124,220.00
Ethiopia		Assefa Abraha Hagos	Local Consultants-Technical	39,690.00
Ethiopia		Ernst & Young (Ethiopia) Plc	Regional development servic	147,180.00
Ethiopia		Evelyne Alaniessie	Int'l Consultants-Technical	31,600.00
Ethiopia		GETACHEW TIKUBET	Local Consultants-Technical	43,550.00
Ethiopia		Haile and Alem International PLC	Conference organizing servi	35,320.00
Ethiopia		Ibrahim Mohamed Koroma	Int'l Consultants - Support	34,860.00
Ethiopia		Idris Abdulhamid	Commercial facility rental	35,000.00
Ethiopia		Julie Pudlowski Consulting	Int'l Consultants-Technical	32,190.00
Ethiopia		KUEHNE + NAGEL A/S	Freight forwarders services (Ceiling Case 600064)	103,900.00
Ethiopia		McKinsey & Company, Inc. International	Feasibility studies	58,500.00
Ethiopia		McKinsey & Company, Inc. International	Implementation of Industrial Zones Sratgy for Industrial Development in Ethiopia	136,500.00
Ethiopia		Naps Systems Oy	Installation and commissioning	36,940.00
Ethiopia		Opia Mensah Kumah	Int'l Consultants-Technical	70,000.00
Ethiopia		SageHagan GmbH	Risk or hazard assessment	31,520.00
Ethiopia		SHERATON ADDIS	Cafeteria services	47,030.00
Ethiopia		SIDIKI MUSTAPHA KALOKO	Int'l Consultants - Support	54,620.00
Ethiopia		UNECA	Commercial facility rental	34,770.00
Ethiopia		UNOPS	See Freight, Inland Transport and Insurance	46,130.00
Ethiopia		UNOPS	Shipment (Relocation)	35,360.00
Ethiopia		Vremudia Penda Diejomaoh	Int'l Consultants - Support	36,000.00
Fiji		CEMA ADI BEVU BOLABOLA	Local Consultants-Technical	32,770.00
Fiji		ERNST & YOUNG	Audit services	66,910.00
Fiji		RADISSON RESORT FIJI DENARAU ISLAND	50% Deposit for Accomodation/Conference Package/Dinner UNDP Retreat Nov 1 - 2	123,820.00
Fiji		RADISSON RESORT FIJI DENARAU ISLAND	50% Final Payment upon receipt of invoice	125,320.00
Fiji		SYNERGY INTERNATIONAL SYSTEMS, INC	Int'l Consultant-Payments for Milestone 6.This is a continous of the Synergal Internat	43,450.00
Fiji		SYNERGY INTERNATIONAL SYSTEMS, INC	Payment for milestone 5- Synergy International Consultation	59,160.00
Fiji		WILSON LEGUVAKA	Local Consultants-Technical	33,000.00
Gabon		HOTEL LAC BLEU	Learning costs	31,080.00
Gambia		ATLANTIC CLEANING SERVICES	Cleaning and gardeninig services	64,820.00
Gambia		CIAM PUBLIC HEALTH RESEARCH & DEV Centre	Phase 2 of the HDR consultancy	88,830.00
Gambia		PRESTIGE SECURITY SERVICES	Security services for April 2012	37,670.00
Gambia		PRESTIGE SECURITY SERVICES	Security services for December 2012	35,790.00
Gambia		PRESTIGE SECURITY SERVICES	Security services for June 2012	36,390.00
Gambia		PRESTIGE SECURITY SERVICES	Security services for March 2012	37,670.00
Gambia		PRESTIGE SECURITY SERVICES	Security services for May 2012	37,670.00
Gambia		PRESTIGE SECURITY SERVICES	Security services for October 2012	34,630.00
Gambia		PRESTIGE SECURITY SERVICES	Security systems services	151,350.00
Gambia		PRESTIGE SECURITY SERVICES	Security systems services for August 2012	35,790.00
Gambia		PRESTIGE SECURITY SERVICES	Security systems services for July 2012	35,790.00
Gambia		PRESTIGE SECURITY SERVICES	Security systems services for September 2012	34,630.00
Georgia, Republic of		AMBASADORI LTD	Conference organizing servi	53,840.00
Georgia, Republic of		ANNA SIKHARULIDZE	Local Consultants-Technical	30,940.00
Georgia, Republic of		ARGO MANAGEMENT LLC	Conference organizing servi	130,510.00
Georgia, Republic of		ASD STROY	Building Maintenance & Repa	108,550.00
Georgia, Republic of		ASSOCIATION OF SOCIAL WORKERS OF GEORGIA	Training	31,830.00
Georgia, Republic of		CENTRE FOR BIODIVERS. CONSERVAT&RESEARCH	Environmental advisory	128,330.00
Georgia, Republic of		ECFDC	Environmental advisory	324,830.00
Georgia, Republic of		GIO LTD	Building Maintenance & Repa	38,900.00
Georgia, Republic of		GMT HOTELS LLC	Conference organizing servi	40,600.00
Georgia, Republic of		GRAND STROY	Building Maintenance & Repa	570,490.00
Georgia, Republic of		I/E TENGIZ BAKURADZE	Building Maintenance & Repa	45,400.00
Georgia, Republic of		LANDSVIRKJUN POWER EHF	Civil engineering	178,000.00
Georgia, Republic of		LTD DARI	Apartment building	80,250.00

## Major contracts for services and works by UN organization

AGENCY			Contract Value
Location of Supplier	Name of Contractor	Description of Services	USD
<b>UNDP continued</b>			
Georgia, Republic of	LTD HYDROMSHENI	Building Maintenance & Repa	70,390.00
Georgia, Republic of	LTD KALAKMSHENSERVISI	Building Maintenance & Repa	89,360.00
Georgia, Republic of	MAASTRICHT UNIVERSITY	Int'l Consultants-Technical	56,520.00
Georgia, Republic of	MAGTICOM LTD	Mobile communications servi	92,360.00
Georgia, Republic of	NUROL INSAAT VE TICARET A.S.	Conference organizing servi	87,210.00
Georgia, Republic of	PERSONNEL MANAGEMENT CENTRE (PCM) LTD	Training and development	47,100.00
Georgia, Republic of	POLICY AND MANAGEMENT CONSULTING GROUP	Training and development	42,790.00
Georgia, Republic of	PROS CO LLC	Broadcast advertising	41,130.00
Georgia, Republic of	STOLITZA LTD	Building Maintenance & Repa	55,350.00
Georgia, Republic of	STROY SERVICE +	Building Maintenance & Repa	132,060.00
Georgia, Republic of	STROY SERVICE +	Building Maintenance & Repa	99,850.00
Georgia, Republic of	THE NATIONAL ENVIRONMENTAL AGENCY	Risk or hazard assessment	52,000.00
Georgia, Republic of	THE REG ENVIRON CENTRE FOR THE CAUCASUS	Risk or hazard assessment	35,740.00
Georgia, Republic of	UAKUMSKIY DEREVOBR. ZAVOD AAPSTA	Building Maintenance & Repa	71,070.00
Georgia, Republic of	UAKUMSKIY DEREVOBR. ZAVOD AAPSTA	Building Maintenance & Repa	47,330.00
Georgia, Republic of	USK LTD	Building Maintenance & Repa	452,340.00
Germany	Auswaertiges Amt	Building Maintenance & Repa	794,500.00
Germany	Baseline Arts Ltd	Publishing	33,610.00
Germany	BECHTLE GMBH IT SYSTEMHAUS	Learning costs	45,610.00
Germany	DFN-VEREIN	Internet services	309,280.00
Germany	G3 Worldwide Mail Germany GmbH	Courier Charges & Delivery	260,510.00
Germany	Glow Labs	Int'l Consultants-Technical	57,500.00
Germany	Kallick Russell Consulting, LLC	Int'l Consultants-Technical	42,850.00
Germany	KUCHEM KONFERENZ TECHNIK	Conference organizing servi	57,950.00
Germany	P.O.T. Beratungsteam GmbH	Local Consultants-Technical	169,700.00
Germany	P.O.T. Beratungsteam GmbH	VAT (Value Added Tax)	32,240.00
Germany	PHOENIX DESIGN AID	Printing	104,060.00
Germany	Professional & Organisational Development	Educational Consulting	35,340.00
Germany	T-SYSTEMS (former DEUTSCHE TELEKOM KOLN)	Telephone communications	123,060.00
Germany	UPWELLING	Int'l Consultants - Support	71,950.00
Germany	UPWELLING	Int'l Consultants-Technical	75,260.00
Germany	VERIZON DEUTSCHLAND (FORMER MCI)	Telephone communications	99,770.00
Germany	W.I.S. Sicherheit GmbH & Co.KG	Management support services	1,703,950.00
Germany	W.I.S. Sicherheit GmbH & Co.KG	Security Services	142,180.00
Germany	W.I.S. Sicherheit GmbH & Co.KG	Telecommunication Services	555,630.00
Germany	W.I.S. Sicherheit GmbH & Co.KG	VAT (Value Added Tax)	368,360.00
Ghana	AFRICA 2000 NETWORK GHANA	Learning - training of coun	43,980.00
Ghana	DR. ESSEL BEN HAGAN	Local Consultants-Technical	36,400.00
Ghana	Ederm Security Services Ltd.	Security systems services	33,540.00
Ghana	FULLTEK SYSTEMS LIMITED	Security systems services	34,910.00
Ghana	LA PALM ROYAL BEACH HOTEL	Accra- hotel and conf. service	58,160.00
Ghana	PRICEWATERHOUSECOOPERS (GH) LIMITED	Audit services	50,830.00
Guatemala	ACCION CIUDADANA	Social development	38,710.00
Guatemala	ADIVIMA	Social development	33,710.00
Guatemala	ASEDECHI	Social development	39,840.00
Guatemala	ASIES	Social development	37,260.00
Guatemala	ASOCIACION CIVIL CAJA LUDICA	Social development	49,200.00
Guatemala	ASOCIACION CODEIN	Social development	38,550.00
Guatemala	ASOCIACION GUATEMALA PLURAL - 003/09	Social development	30,830.00
Guatemala	ASOMOVIDINQ	Social development	32,590.00
Guatemala	BANCO INDUSTRIAL, S.A.	Int'l Consultants-Technical	67,970.00
Guatemala	CEDFOG	Social development	37,530.00
Guatemala	CENTRARSE	Conference organizing servi	30,000.00
Guatemala	COMISION INTERNACIONAL DE JURISTAS	Social development	49,370.00
Guatemala	CONAVIGUA	Social development	49,290.00
Guatemala	DEFENSORES DE LA NATURALEZA P323 PNUD	Environmental information	57,280.00
Guatemala	ECAP	Social development	39,380.00
Guatemala	FAMDEGUA	Social development	37,600.00
Guatemala	FUNDACION MYRNA MACK	Social development	57,620.00
Guatemala	FUNDACION RIGOBERTA MENCHU TUM	Social development	67,040.00
Guatemala	GRUPO DE APOYO MUTUO -GAM-	Social development	86,260.00
Guatemala	IBIS DINAMARCA	Social development	49,440.00
Guatemala	LIGA GUATEMALTECA DE HIGIENE MENTAL	Social development	48,840.00
Guatemala	ODHAG	Social development	38,520.00
Guatemala	ORANTES RAMIREZ, SOCIEDAD CIVIL	Social development	49,290.00
Guatemala	OXLAJUJ AJPOP	Social development	49,330.00
Guatemala	TIERRA NUEVA ONG	Social development	49,370.00
Guatemala	UDEFEUGA	Social development	104,610.00
Guinea	ACORD GUINEE/FONDS CONSOLIDATION PAIX	PAIEMENT DE 90% DU MONTANT MOU EN DATE DU 16/04/2012\$018\$*90%*7 03	135,020.00
Guinea	ASSOUMANI SANDI	Int'l Consultants - Support	33,600.00
Guinea	BEUCHER OLIVIER	Int'l Consultants-Technical	30,000.00
Guinea	FAUNA AND FLORA INTERNATIONAL	DEUXIEME & DERNIER PAIEMENT EN FAVEUR DE L'ONG FAUNA & FLORA suivant	50,000.00
Guinea	FAUNA AND FLORA INTERNATIONAL	Educational Consulting	85,540.00
Guinea	MAHAMANE OUSMANE	Honoraire consultant international Appui Reforme secteur justice-sécurité; suivant IC	35,000.00
Guinea	MAHAMANE OUSMANE	Int'l Consultants - Support	37,900.00
Guinea	MUST PRESTATION	Handyman services	42,480.00
Guinea	NAMBOKA IRENEO OMOITSON	Int'l Consultants-Technical	32,400.00
Guinea	NATIONAL DEMOCRATIC INSTITUTE	Palement 90% du montant MOU /PROJET PRODID-G	117,000.00
Guinea	RESTAURANT PALAIS DU PEUPLE	Conference organizing servi	35,070.00
Guinea	RIVIERA ROYAL HOTEL	Conference organizing servi	33,710.00
Guinea	SEARCH FOR COMMON GROUND	Conference organizing servi	120,140.00
Guinea	SECRETARIA PER STRATEG REDUCT.PAUVRETE	Conference organizing services	39,680.00
Guinea	SECRETARIA PER STRATEG REDUCT.PAUVRETE	Local Consultants-Support	63,740.00
Guinea	UNOG GENERAL FUND	Learning - training of coun	41,480.00
Guinea-Bissau	AFRICA TRADE	Handyman services - Cleaning services/July 2012	115,470.00
Guinea-Bissau	AFRICA TRADE	Handyman services - April 2012	122,970.00
Guinea-Bissau	AFRICA TRADE	Handyman services - Cleaning services/August 2012	115,470.00
Guinea-Bissau	AFRICA TRADE	Handyman services - Cleaning services/June 2012	115,470.00
Guinea-Bissau	AFRICA TRADE	Handyman services - February 2012	124,450.00
Guinea-Bissau	AFRICA TRADE	Handyman services - May 2012	122,970.00
Guinea-Bissau	AFRICA TRADE	Handyman services (Cleaning services)	465,950.00
Guinea-Bissau	AFRICA TRADE	Handyman services-UN Building cleaning services (March 2012)	124,450.00
Guinea-Bissau	AVELINO DOS SANTOS GOMES FERNANDES	Residential painting	238,200.00
Guinea-Bissau	COFAC	Editorial and support servi	80,680.00
Guinea-Bissau	COFAC	Language interpretation	79,970.00
Guinea-Bissau	DAN MALINOVICH	Int'l Consultants - Support	44,700.00
Guinea-Bissau	DHL GLOBAL FORWARDING	Seafreight	147,780.00
Guinea-Bissau	FANDA'S FLOWERS	Building Maintenance & Repa (gardening services)	96,400.00
Guinea-Bissau	INDUSTRIAL LUCO FILHOS	Property management	97,730.00
Guinea-Bissau	MANUEL MARQUES FERREIRA	Int'l Consultants-Technical	81,900.00
Guinea-Bissau	ORANGE BISSAU	Internet services - back up from August 2012 till July 2013	153,600.00
Guinea-Bissau	PETROMAR	Oil and gas utilities- stock de oleo 40 para 12 meses	57,890.00
Guinea-Bissau	PLANSON INTERNATIONAL CORPORATION	Software maintenance	34,120.00
Guinea-Bissau	RALUCA EDDON	Int'l Consultants-Technical	95,180.00
Guinea-Bissau	SAFINA, LDA	Building Maintenance & Repa	211,300.00
Guinea-Bissau	SAFINA, LDA	Building Maintenance & Repa - Generators, plumbing, electrical (April 2012) equipm.	106,010.00
Guinea-Bissau	SAFINA, LDA	Building Maintenance & Repa - Generators, plumbing, electrical equipm. - May 2012	106,010.00
Guinea-Bissau	SAFINA, LDA	Building Maintenance & Repair - Generators, Electricity & Plumbing (June 2012)	99,550.00
Guinea-Bissau	SAFINA, LDA	Building Maintenance & Repair (Generators) - February 2012	107,290.00
Guinea-Bissau	SAFINA, LDA	Building Maintenance & Repair- Generators, Electricity & Plumbing (June 2012)	99,550.00
Guinea-Bissau	SAFINA, LDA	Building Maintenance & Repair-Generators (March 2012)	107,290.00
Guinea-Bissau	SAFINA, LDA	Civil engineering - Drainage project/Improvement of UN Compound on drainage syst	62,480.00
Guinea-Bissau	SAFINA, LDA	Electric utilities - Amélioration de la connection électrique à la compagnie locale EAGB	88,630.00



## Major contracts for services and works by UN organization

AGENCY	Location of Supplier	Name of Contractor	Description of Services	Contract Value USD
	<b>UNDP continued</b>			
	Guinea-Bissau	SAFINA, LDA.	Energy conservation Generator maintenance services	401,680.00
	Guinea-Bissau	WEST AFRICA SEGURANCA	Security systems services	774,810.00
	Guinea-Bissau	WEST AFRICA SEGURANCA	Security systems services - April 2012	132,930.00
	Guinea-Bissau	WEST AFRICA SEGURANCA	Security systems services - August 2012	124,830.00
	Guinea-Bissau	WEST AFRICA SEGURANCA	Security systems services - February 2012	134,540.00
	Guinea-Bissau	WEST AFRICA SEGURANCA	Security systems services - July 2012	124,830.00
	Guinea-Bissau	WEST AFRICA SEGURANCA	Security systems services - May 2012	132,930.00
	Guinea-Bissau	WEST AFRICA SEGURANCA	Security systems services- June 2012	124,830.00
	Guinea-Bissau	WEST AFRICA SEGURANCA	Security systems services- March 2012	134,540.00
	Guinea-Bissau	WEST AFRICA SEGURANCA	Security systems services-January 2012	131,540.00
	Guyana	FEDERAL MANAGEMENT SYSTEMS INC	Security systems services	143,540.00
	Guyana	NEXLINK COMMUNICATIONS	Internet services	54,190.00
	Guyana	STRATEGIC ENVIRONMENTAL ADVICE LTD.	Public administration servi	39,910.00
	Haiti	AMF. EXPERTS	Audit services	48,960.00
	Haiti	BATIR ET RESTAURER	Civil engineering	37,460.00
	Haiti	BESUL	Civil engineering	285,710.00
	Haiti	BESUL	Civil engineering	44,070.00
	Haiti	CAFEM	Educational Consulting	41,950.00
	Haiti	CAFEM	Hospitality-Special Events	46,420.00
	Haiti	CECOM CONSULTANTS S.A.	Civil engineering	140,630.00
	Haiti	CECOSIDA	Aids prevention or control	49,600.00
	Haiti	CHF INTERNATIONAL HAITI	Mechanical engineering	6,685,330.00
	Haiti	COCIMAR C POR A	Civil engineering	93,030.00
	Haiti	CONSORTIUM BENJAMIN JADOTTE ENAMEX	Civil engineering	110,800.00
	Haiti	CONTACT PLUS	Printing	44,280.00
	Haiti	DEVELOPMENT GATEWAY FOUNDATION	Information centers	614,470.00
	Haiti	ERICE AZ	Land drainage services	30,000.00
	Haiti	GERMFREE LABORATORIES, INC.	Land Transport and site preparation/installation	84,200.00
	Haiti	GRIMORUM CONSULTORIAS Y SOLUCIONES LTDA	Population services	126,860.00
	Haiti	IMRSN	Civil engineering	267,290.00
	Haiti	IMRSN	Mining engineering	179,160.00
	Haiti	J/P HAITIAN RELIEF ORGANISATION	Mechanical engineering	4,343,310.00
	Haiti	JUMANIX	Handyman services	30,000.00
	Haiti	JUSTINE DELLOYE	Intl Consultants-Technical	69,600.00
	Haiti	KPMG LLP	Audit services	1,384,130.00
	Haiti	KPMG LLP	Audit services	138,430.00
	Haiti	LE GROUPE S. M. INTERNATIONAL, INC	Civil engineering	159,220.00
	Haiti	LE GROUPE S. M. INTERNATIONAL, INC	Civil engineering	151,030.00
	Haiti	MARC ANGLADE	Local Consultants-Support	48,000.00
	Haiti	MINUSTAH	Building Maintenance & Repa	838,730.00
	Haiti	MULTILINK S.A.	Internet services	123,790.00
	Haiti	PAP SECURITE SERVICE	Security systems services	34,000.00
	Haiti	Partnership for Supply Chain Management	Distribution Cost	37,710.00
	Haiti	Partnership for Supply Chain Management	Storage	264,070.00
	Haiti	SAMIR HANDAL	Residential rental	42,130.00
	Haiti	SUSANA ELIZABETH GAMEZ SEOANE	Intl Consultants - Support	50,000.00
	Haiti	TERMINIX	Handyman services	119,550.00
	Haiti	The Pan-american Health Organization	Storage	123,470.00
	Haiti	THOMAS, BOIS & ASSOCIES	Audit services	87,550.00
	Haiti	TOTAL HAITI S.A.	Oil and gas utilities	85,730.00
	Haiti	TRANSVERSAL	Capital Grants - Financial	152,180.00
	Haiti	TURBO SYSTEM S.A.	Educational technology	36,650.00
	Haiti	UJAPH	Investment Management Fees	30,920.00
	Haiti	UNICEF SUPPLY DIVISION	Distribution Cost	164,340.00
	Haiti	UNICEF SUPPLY DIVISION	Port Operation	217,530.00
	Haiti	UNITED NATIONS OFFICE FOR PROJ. SERVICES	Civil engineering	737,150.00
	Haiti	VIVA RIO	Mechanical engineering	1,554,070.00
	Honduras	EMPRESA DE SEGURIDAD PRIVADA E	SERVICIOS DE SEGURIDAD PARA LA CASA DE LAS NACIONES UNIDAS	154,760.00
	Honduras	INVERSIONES SOLARIS S.A. DE C.V.	CPE (Modem, Splitter, Cables)	417,670.00
	Honduras	INVERSIONES SOLARIS S.A. DE C.V.	Equipo DSLAM 120 puertos	52,170.00
	Honduras	INVERSIONES SOLARIS S.A. DE C.V.	Equipo DSLAM 24 puertos	36,710.00
	Honduras	INVERSIONES SOLARIS S.A. DE C.V.	Equipo DSLAM 48 puertos	36,710.00
	Honduras	INVERSIONES SOLARIS S.A. DE C.V.	Equipo DSLAM 64 puertos	34,780.00
	Honduras	INVERSIONES SOLARIS S.A. DE C.V.	Equipos DSLAM de 120 Puertos	43,480.00
	Honduras	INVERSIONES SOLARIS S.A. DE C.V.	Equipos DSLAM de 24 Puertos	30,920.00
	Honduras	INVERSIONES SOLARIS S.A. DE C.V.	Equipos DSLAM de 48 Puertos	30,920.00
	Honduras	JUAREZ GROUP, S. DE R.L.	SERVICIOS DE AUDITORIA PROYECTOS NIM 2011	32,590.00
	Honduras	NELSON SAUL ULLOA COLINDRES	SC COORDINADOR NACIONAL	37,190.00
	Honduras	Soluciones en Conectividad, S.A. de C.V.	Suministro e Instalación de equipo OLT	45,040.00
	India	ACADEMIC & DEVELOPMENT COMM.SERVICES	Management development	35,490.00
	India	ACCENTURE SERVICES PVT.LTD.	Methodology and analysis	50,190.00
	India	ACCESS ASSIST	Methodology and analysis	36,980.00
	India	ACCESS DEVELOPMENT SERVICES	Methodology and analysis	37,130.00
	India	ACCESS DEVELOPMENT SERVICES	Social development	51,490.00
	India	AMICUS ADVISORY PRIVATE LIMITED	Social development	32,390.00
	India	ARNDT HUSAR	Intl Consultants-Technical	93,320.00
	India	CATALYST MANAGEMENT SERVICES	Methodology and analysis	35,690.00
	India	CENTRE FOR CULTURAL RESEARCH AND DOC.	Communication Service	54,220.00
	India	CENTRE FOR ENVIRONMENT EDUCATION (LUCKNO	Management development	79,030.00
	India	CENTRE FOR GOOD GOVERNANCE	Training and development	36,450.00
	India	COMMITTEE FOR LEGAL AID TO POOR	Social development	38,490.00
	India	CORPORATE HOUSEKEEPING SERVICES (I)PVT	Building Maintenance & Repa	32,400.00
	India	DUSTY FOOT PRODUCTION	Communication Service	51,840.00
	India	ENTREPRENEURSHIP DEV INSTITUTE OF INDIA	Economic analysis	71,620.00
	India	ENVIRO LEGAL DEFENCE FIRM	Social development	35,840.00
	India	ERNST & YOUNG PVT LTD	Methodology and analysis	51,530.00
	India	EXECUTIVE DIRECTOR KUDUMBASHREE	Methodology and analysis	42,170.00
	India	G4S SECURE SOLUTIONS (INDIA) PVT LTD.DEL	Building Maintenance & Repa	54,490.00
	India	G4S SECURE SOLUTIONS (INDIA) PVT LTD.DEL	Security systems services	168,110.00
	India	HAY CONSULTANTS INDIA PVT LTD	Management development	50,430.00
	India	IAIM	Management development	61,030.00
	India	ICRA MANAGEMENT CONSULTING SERVICES LTD	Methodology and analysis	38,510.00
	India	IDCG PVT LTD	Management development	49,480.00
	India	IL&FS CLUSTER DEVELOPMENT INITIATIVE LTD	Economic analysis	84,540.00
	India	INCLUSIVE MEDIA FOR CHANGE	Learning - training of coun	65,690.00
	India	INDEPENDENT THOUGHT	Social development	167,680.00
	India	INDIA INTERNATIONAL CENTRE	Commercial facility rental	65,930.00
	India	INDIAN INSTITUTE OF DALIT STUDIES	Social development	46,160.00
	India	INDIAN SCHOOL OF MICROFINANCE FOR WOMEN	Economic analysis	39,840.00
	India	INSPIRE NETWORK FOR ENVIRONMENT	Management development	93,560.00
	India	INTACH	Commercial facility rental	2,258,490.00
	India	INTERCOOPERATION SOCIAL DEVELOPMENT (I)	Economic analysis	168,220.00
	India	INTERCOOPERATION SOCIAL DEVELOPMENT (I)	Educational Consulting	53,490.00
	India	INTERNATIONALCENTRE FOR RESRCH ON WOMEN	Methodology and analysis	184,470.00
	India	INTERNATIONALCENTRE FOR RESRCH ON WOMEN	Methodology and analysis	54,430.00
	India	INTERNATIONALCENTRE FOR RESRCH ON WOMEN	Social development	73,230.00
	India	ITDC LTD UNIT ASHOK HOTEL	Hospitality-Special Events	130,570.00
	India	JANAK SAMITI	Social development	45,220.00
	India	MAXPOSURE MEDIA GROUP INDIA PVT. LTD.	Publishing	37,740.00
	India	MOVING IMAGES	Communication Service	54,170.00
	India	N C SAXENA	Local Consultants-Technical	55,440.00
	India	NEICORD	Methodology and analysis	39,840.00
	India	NEW CONCEPT INFORMATION SYSTEMS PVT LTD	Methodology and analysis	88,920.00

## Major contracts for services and works by UN organization

AGENCY			Contract Value
Location of Supplier	Name of Contractor	Description of Services	USD
UNDP continued			
India	NEW CONCEPT INFORMATION SYSTEMS PVT. LTD	Printing	33,960.00
India	NIKHIL OFFSET	Printing	32,930.00
India	PRERANA (MIRZAPUR)	Learning - training of coun	57,370.00
India	SAHBHAGI SHIKSHAN KENDRA	Social development	111,150.00
India	SOCIETY FOR TECH.AND ACTION FOR RURALAD.	Educational Consulting	112,020.00
India	SOLIDARITY AND ACTION AGAINST THE HIV IN	Methodology and analysis	195,930.00
India	SWAMI VEVEKANAND SHIKSHA SAMITI	Social development	43,080.00
India	SWASTI	Methodology and analysis	277,420.00
India	T R RAGHUNANDAN	Local Consultants-Technical	59,190.00
India	THE ENERGY AND RESOURCES INSTITUTE	Management development	34,930.00
India	THE ENERGY AND RESOURCES INSTITUTE	Training	45,930.00
India	THE FORD FOUNDATION	Building Maintenance & Repa	642,270.00
India	THE FORD FOUNDATION	Pension funds	70,530.00
India	THE OBEROI NEW DELHI	Hospitality-Special Events	51,920.00
India	URBAN MASS TRANSIT COMPANY LIMITED	Management development	425,960.00
India	VIDEO VOLUNTEERS - INDIA	Economic analysis	40,090.00
India	VISHAKHA GROUP FOR WOMEN'S EDU&RESEARCH	Social development	70,270.00
India	XAVIER INSTITUTE OF MANAGEMENT	Learning costs	37,230.00
India	ZENITH ENERGY SERVICES 9P) LIMITED	Conference organizing servi	49,070.00
Indonesia	ADHI KARYA (PERSERO) PT	Commercial construction	1,850,650.00
Indonesia	AIAT CENTRAL KALIMANTAN	Grants to Instit & other Be	33,790.00
Indonesia	ANU ENTERPRISE PT LTD	Methodology and analysis	267,550.00
Indonesia	ASIAN DISASTER PREPAREDNESS CENTER	Educational Consulting	50,000.00
Indonesia	ATMAJAYA UNIVERSITY FACULTY OF ECONOMICS	Inception report	43,440.00
Indonesia	BADAN PENGANGGULANGAN BENCANA ACEH	Payment of LOA	125,210.00
Indonesia	BAPEDAL ACEH	Learning - training of coun	317,920.00
Indonesia	BAPPEDA DAN STATISTIK PEMPROV KEP. BABEL	Training and development	1,454,420.00
Indonesia	BAPPEDA PEMPROV GORONTALO	Training and development	774,300.00
Indonesia	BAPPEDA PROVINSI ACEH / RZC3	Management development	251,740.00
Indonesia	BAPPEDA PROVINSI NTT	Training and development	157,260.00
Indonesia	BAPPEDA PROVINSI SUMUT	Management development	79,760.00
Indonesia	BAYU BUANA TBK. PT	Cash Distribution WG Legal Review and Law Enforcement FGD on progress of law en	38,400.00
Indonesia	BAYU BUANA TBK. PT	Conference organizing servi	33,730.00
Indonesia	BINA RAKYAT SEJAHTERA	Training and development	63,880.00
Indonesia	BISMA TRANS. CV	Vehicle rental	38,650.00
Indonesia	DELTA JAYA ABADI, PT	Commercial facility rental	49,550.00
Indonesia	DEVCORE CONSULTING	Intl Consultants-Technical	38,620.00
Indonesia	DHV BV	1st payment : upon signing contract	30,000.00
Indonesia	DHV BV	2nd payment : upon UNDP approval of report 1a, 1b, 5a	95,460.00
Indonesia	DHV BV	3rd payment : upon UNDP approval report 5b, 1c, 4a, 8a	95,460.00
Indonesia	DHV BV	4th payment : upon UNDP approval report 4b, 2a, 2b, 3a	95,460.00
Indonesia	DHV BV	5th payment : upon UNDP approval report 3b, 7a, 6a, 9a, 8b	95,460.00
Indonesia	DHV BV	6th payment : upon UNDP approval report 5c, 4c, 6b, 7b, 3c, 9b	95,460.00
Indonesia	DIKNAS PEMBERDAYAAN GUGUS SD & MI ACEH	Training and development	99,100.00
Indonesia	DISHUKOMINTEL ACEH	Training and development	160,770.00
Indonesia	DK3 BANDA ACEH	Capital Grants - Local GOVT	50,670.00
Indonesia	DPKKA NAD - AGTP	Conference organizing servi	2,910,850.00
Indonesia	EVANS CONSULTING INC (USD PAYMENT)	Intl Consultants-Technical	68,530.00
Indonesia	HATFIELD INDONESIA, PT	1st payment : Advance for Admin upon signature of contract	30,000.00
Indonesia	HATFIELD INDONESIA, PT	2nd payment : Upon UNDP approval of reports as per deliverables 1a, 1b, 5a	43,260.00
Indonesia	HATFIELD INDONESIA, PT	3rd payment : Upon UNDP approval of reports as per deliverables 5b, 1c, 4a, 8a	43,260.00
Indonesia	HATFIELD INDONESIA, PT	4th payment : Upon UNDP approval of reports as per deliverables 4b, 2a, 2b, 3a	43,260.00
Indonesia	HATFIELD INDONESIA, PT	5th payment : Upon UNDP approval of reports as per deliverables 3b, 7a, 6a, 9a, 8b	43,260.00
Indonesia	HATFIELD INDONESIA, PT	6th payment : Upon UNDP approval of reports as per deliverables 5c, 4c, 6b, 7b, 3c, 9b	43,260.00
Indonesia	ILO REP. OFFICE INDONESIA (UBS BANK)	Grants to Instit & other Be	1,398,520.00
Indonesia	INDOSAT MEGA MEDIA PT	Internet services	34,620.00
Indonesia	INTER MULTI PLANINDO, PT	Social development	1,481,370.00
Indonesia	JOINT SECRETARIAT	Management development	39,660.00
Indonesia	KLHKP2K ACEH JAYA	Grants to Instit & other Be	93,090.00
Indonesia	LP3ES	Local Consultants-Technical	69,450.00
Indonesia	LP3ES	Methodology and analysis	155,610.00
Indonesia	MULTI AREA CONINDO PT. (MACON)	Charts or maps or atlases	89,070.00
Indonesia	PMU RRI NAD - NIAS	Management development	45,920.00
Indonesia	PT INDO-AD	Upon approval of deliverables 1	59,120.00
Indonesia	PT INDO-AD	Upon approval of deliverables 2	59,120.00
Indonesia	PT INDO-AD	Upon approval of deliverables 3	59,120.00
Indonesia	PT INDO-AD	Upon approval of deliverables 4	59,120.00
Indonesia	PT INDO-AD	Upon approval of deliverables 5	59,120.00
Indonesia	PT SERASI KELOLA ALAM	1st payment : upon signature contract	30,000.00
Indonesia	PT SERASI KELOLA ALAM	2nd payment : upon UNDP approval of report as per deliverables 1a, 1b, 5a	141,860.00
Indonesia	PT SERASI KELOLA ALAM	2nd payment after deliver 1.2a,4a,7a,8a	191,470.00
Indonesia	PT SERASI KELOLA ALAM	3rd payment : upon UNDP approval of report as per deliverables 5b, 1c, 4a, 8a	141,860.00
Indonesia	PT SERASI KELOLA ALAM	3rd payment for East Kalimantan	141,860.00
Indonesia	PT SERASI KELOLA ALAM	3rd payment upon approval reports of outputs 2b,3a,4b,5a,8b	191,470.00
Indonesia	PT SERASI KELOLA ALAM	3rd payment upon UNDP approval of reports as per outputs 2b, 3a, 4b, 5a, 8b	191,470.00
Indonesia	PT SERASI KELOLA ALAM	4th payment : upon UNDP approval of report as per deliverables 4b, 2a, 2b, 3a	141,860.00
Indonesia	PT SERASI KELOLA ALAM	4th payment upon approval of reports 2c,4c,4d,5b,6 draft,7b	191,470.00
Indonesia	PT SERASI KELOLA ALAM	4th payment upon UNDP approval of reports as deliverables 2c, 4c, 4d, 5b, 6 draft, 7b	191,470.00
Indonesia	PT SERASI KELOLA ALAM	5th payment : upon UNDP approval of report as per deliverables 3b, 7a, 6a, 9a, 8b	141,860.00
Indonesia	PT SERASI KELOLA ALAM	5th payment upon approval of reports outputs 3b, 6 final,8c	161,470.00
Indonesia	PT SERASI KELOLA ALAM	5th payment upon UNDP approval of reports as per deliverables 3b, 6 final, 8c	161,470.00
Indonesia	PT SERASI KELOLA ALAM	6th payment : upon UNDP approval of report as per deliverables 5c, 4c, 6b, 7b, 3c, 9b	141,860.00
Indonesia	PT SERASI KELOLA ALAM	Payment for Contract Amendment 02	40,900.00
Indonesia	PT. INDO EKSPLORASI MEDIA	Production of Documentary Film for REDD+ Task Force	35,300.00
Indonesia	PT. MULTI TARUNA SEJATI	EO to support One Day Conference on 27 Nov. 2012 REDD+ Stakeholder Engagement	63,660.00
Indonesia	PT. WAINDO SPECTERRA	1st payment : Advance for Admin (upon signature of contract)	30,000.00
Indonesia	PT. WAINDO SPECTERRA	2nd payment : Upon UNDP approval of reports as per deliverables 1a, 1b, 5a, 5b	71,810.00
Indonesia	PT. WAINDO SPECTERRA	3rd payment : Upon UNDP approval of reports as per deliverables 1c, 4a, 8a, 4b	71,810.00
Indonesia	PT. WAINDO SPECTERRA	4th payment : Upon UNDP approval of reports as per deliverables 2a, 7a, 2b, 6a, 9a, 8b	71,810.00
Indonesia	PT. WAINDO SPECTERRA	5th payment : Upon UNDP approval of reports as per deliverables 8b, 5c	71,810.00
Indonesia	PT. WAINDO SPECTERRA	6th payment : Upon UNDP approval of reports as per deliverables 4c, 6b, 7b	71,810.00
Indonesia	PT. WASKITA KARYA (Persero)	Commercial construction	871,930.00
Indonesia	PT. WASKITA KARYA (Persero)	Commercial construction	264,390.00
Indonesia	PT. WASKITA KARYA (Persero)	Mechanical engineering	3,763,310.00
Indonesia	PT. WASKITA KARYA (Persero)	Utility building constructi	1,337,940.00
Indonesia	PUSAT PENGAJIAN & PENGEMBANGAN SUMBER D	Social development	102,430.00
Indonesia	Pusat Pengkajian&Pengembangan SumberDaya	Social development	91,900.00
Indonesia	PUSAT STUDI KEAMANAN DAN PERDAMAIAN UGM	Methodology and analysis	52,250.00
Indonesia	PUTRATAMA BHAKTI SATRIA, PT	Security Services	278,940.00
Indonesia	PUTRATAMA BHAKTI SATRIA, PT	Security systems services	192,200.00
Indonesia	PUTRATAMA BHAKTI SATRIA, PT	Security systems services	114,630.00
Indonesia	Riley, Park, Hayden & Associates, Inc.	Civil engineering	577,690.00
Indonesia	Riley, Park, Hayden & Associates, Inc.	Payment for the last 6 milestone	310,260.00
Indonesia	Riley, Park, Hayden & Associates, Inc.	payment under Amendment #8 PS 006-2011	397,760.00
Indonesia	SARI PAN PACIFIC HOTEL	Rooms for participants WG Legal Review and Law Enforcement Series of trainings or	36,680.00
Indonesia	SOGREAH CONSULTANTS SAS	Civil engineering	356,400.00
Indonesia	STRATEGIC ASIA INDONESIA, PT	Local Consultants-Support	233,860.00
Indonesia	TDMRC UNSYIAH	Training and development	363,750.00
Indonesia	TELEKOMUNIKASI INDONESIA TBK.PT	Network for LAPAN (Pustek Data) Pekayon, Jakarta, Produk VPN IP Paket 3, Bandwi	37,130.00
Indonesia	THE STATE UNIVERSITY OF PAPUA OR UNIPA	Grants to Instit & other Be	52,000.00
Indonesia	TRITUNGAL SEJAHTERA MARGAWI, PT	Handyman services	148,860.00
Indonesia	UNESCO JAKARTA	UN Agency to UN agency agreement (UNESCO)	161,130.00
Indonesia	UNOPS	Cartography	4,160,080.00

## Major contracts for services and works by UN organization

AGENCY			Contract Value
Location of Supplier	Name of Contractor	Description of Services	USD
<b>UNDP continued</b>			
Indonesia	UNOPS	Grants to Instit & other Be	837,280.00
Indonesia	UNOPS	Procurement Specialist Fee for 7.5 months	140,000.00
Indonesia	VAYATOUR PT	Cash Distribution for Meeting WG Legal Review and Law Enforcement FGD oprogress of	33,660.00
Indonesia	YAYASAN INOVASI PEMERINTAHAN DAERAH	payment upon approval of submitted report	41,540.00
Indonesia	YAYASAN INOVASI PEMERINTAHAN DAERAH	payment upon received of inception report	31,150.00
Indonesia	YAYASAN INOVASI PEMERINTAHAN DAERAH	payment will be paid upon approval of final report	31,150.00
Indonesia	YAYASAN JARI INDONESIA KALIMANTAN TENGAH	2nd payment (40%) upon UNDP approval of mid-term report	35,080.00
Iran, Islamic Republic of	Abbas Shahbazi Siah Estalkhi	Local Consultants-Technical	40,030.00
Iran, Islamic Republic of	Afraye Sabz	Aids prevention or control	73,550.00
Iran, Islamic Republic of	Anjoman Hemayat az Zendanian Markaz	Healthcare providers	655,370.00
Iran, Islamic Republic of	Behrad Moshar	Audit services	32,660.00
Iran, Islamic Republic of	Danesh Pajouhane Razi Institute	Training	989,270.00
Iran, Islamic Republic of	Hamdelan Khamush	Aids prevention or control	57,690.00
Iran, Islamic Republic of	Jamee Talaei Aria (Ghom Positive club)	Aids prevention or control	39,940.00
Iran, Islamic Republic of	Jamiate Payame Roshanayee Yazd	Aids prevention or control	41,810.00
Iran, Islamic Republic of	Jamiyate Khairieh Payamavarane Hamyari	Aids prevention or control	32,910.00
Iran, Islamic Republic of	Javad Kakoui	Local Consultants-Technical	113,850.00
Iran, Islamic Republic of	Kheirieh Reyhaneh Alnabi Fatemeh Alzahra	Aids prevention or control	38,290.00
Iran, Islamic Republic of	KUEHNE + NAGEL A/S	Land Transport	169,090.00
Iran, Islamic Republic of	Markaz Tahghighat-e AIDS Iran (IRCHA)	Aids prevention or control	42,540.00
Iran, Islamic Republic of	Moaseseeye Kheirieh Monadian Salamat	Aids prevention or control	48,200.00
Iran, Islamic Republic of	Pooyandegan Salamat Aria	Training and development	127,100.00
Iran, Islamic Republic of	Shayan Gostar	Publishing	32,400.00
Iran, Islamic Republic of	UNFPA	Freight forwarders services	32,220.00
Iran, Islamic Republic of	UNFPA	Shipment (Relocation)	70,140.00
Iran, Islamic Republic of	UNICEF	Freight loading or unloading	229,860.00
Iraq	6121705 Canada Inc ProCare Services	Methodology and analysis	94,800.00
Iraq	Abnaa AL-Abduljuly Company	Telecommunication Services	56,780.00
Iraq	ADEA POWER CONSULTING PTY LTD	Electric & electr. engineer	750,100.00
Iraq	Adnan Yassin Mustafa	Local Consultants-Support	48,000.00
Iraq	Ake Gronlund	Learning - training of coun	33,600.00
Iraq	AL JUTHOOR CONTRACTING COMPANY & AJZ, JV	Civil engineering	1,504,970.00
Iraq	Al Wisam Management Consulting Ltd	Training	296,920.00
Iraq	ALBANY ASSOCIATES LTD	Management development	701,670.00
Iraq	Al-Butaila Co. for General Contracts	Civil engineering	45,920.00
Iraq	AL-SAMI GENERAL TRADE COMPANY LTD.	Civil engineering	53,180.00
Iraq	AL-SAMI GENERAL TRADE COMPANY LTD.	Digital Receiver	39,000.00
Iraq	AL-SAMI GENERAL TRADE COMPANY LTD.	Installation of electrical supply/infrastructure to new HVAC units in Fallujah Maternity a	131,400.00
Iraq	Al-LULA Engineering Bureau	Civil engineering	70,610.00
Iraq	Amman Marriott Hotel	Cafeteria services	59,450.00
Iraq	Amman Marriott Hotel	Conference organizing servi	78,970.00
Iraq	Asad Abbas & Co. Chartered Accountants	Audit services	59,540.00
Iraq	AUTOGRAPHICS	SJ Consulting Companies	87,130.00
Iraq	BASRA DEVELOPMENT SERVICES	Local Consultants-Technical	648,900.00
Iraq	BASRA DEVELOPMENT SERVICES	Local Consultants-Technical	299,020.00
Iraq	BASRA DEVELOPMENT SERVICES	Management support services	79,380.00
Iraq	BASRAH EUROLANE CO.	Civil engineering	1,325,780.00
Iraq	BASRAH EUROLANE CO.	Local Consultants-Technical	104,700.00
Iraq	Bright Future Foundation	Micro credit financing	150,000.00
Iraq	Bright White for Trading Services	Handyman services	39,240.00
Iraq	CDGA ENGINEERING CONSULTANTS LTD	Electric & electr. engineer	44,000.00
Iraq	Central Press	Printing	124,890.00
Iraq	CISA S.p.A.	Mechanical engineering	159,540.00
Iraq	CONTINUOUS CARE MEDICAL CO.	Mechanical engineering	94,750.00
Iraq	CROWN AGENTS FOR OVERSEAS GOV.&ADMIN LTD	Learning costs	161,960.00
Iraq	CTG GLOBAL LTD	Electric & electr. engineer	226,590.00
Iraq	CTG GLOBAL LTD	Int'l Consultants - Support	34,380.00
Iraq	CTG GLOBAL LTD	Int'l Consultants-Technical	657,770.00
Iraq	CTG GLOBAL LTD	Int'l Consultants-Technical	253,870.00
Iraq	CTG GLOBAL LTD	Methodology and analysis	47,480.00
Iraq	CTG GLOBAL LTD	Security	105,500.00
Iraq	CYME INTERNATIONAL T&D INC	Learning - training of coun	49,500.00
Iraq	Dahlan Tours and Travel	Cafeteria services	70,970.00
Iraq	Dahlan Tours and Travel	Cafeteria services	38,420.00
Iraq	Dahlan Tours and Travel	Conference organizing servi	774,950.00
Iraq	Dahlan Tours and Travel	Conference organizing servi	600,080.00
Iraq	Dahlan Tours and Travel	Conference organizing services	31,580.00
Iraq	Dahlan Tours and Travel	Hospitality-Special Events	53,260.00
Iraq	Dahlan Tours and Travel	Language interpretation	138,850.00
Iraq	Dahlan Tours and Travel	Learning - training of coun	132,530.00
Iraq	Dahlan Tours and Travel	Meeting facilities	67,220.00
Iraq	Dahlan Tours and Travel	Meeting facilities	32,300.00
Iraq	Dahlan Tours and Travel	Travel agency services	229,960.00
Iraq	DMI Associates	Int'l Consultants-Technical	441,360.00
Iraq	Dr. Gulshan Rai Khatri	Int'l Consultants-Technical	48,000.00
Iraq	DUNDEX Network	Int'l Consultants - Support	76,870.00
Iraq	G4S SECURE SOLUTIONS INT. JORDAN LTD.CO.	Security systems services	150,760.00
Iraq	G4S SECURE SOLUTIONS INT. JORDAN LTD.CO.	Security systems services	52,200.00
Iraq	Global Leadership Academy	Training	32,170.00
Iraq	HEARTLAND ALLIANCES FOR HUMAN NEEDS & HR	Staff recruiting services	341,170.00
Iraq	HEARTLAND ALLIANCES FOR HUMAN NEEDS & HR	Training	548,510.00
Iraq	IDA FOUNDATION	Pharmacists	76,500.00
Iraq	Interdisciplinary Research Consultants	Risk or hazard assessment	46,360.00
Iraq	INTL.INST.OF HIGHER STUD. IN CRIMINAL Sc.	Training	31,310.00
Iraq	Julia Anna Lenney	Int'l Consultants - Support	73,500.00
Iraq	JULIA PATAKI	Int'l Consultants - Support	45,000.00
Iraq	KALPATHY VAIDYANATHAN ESWARA PRASAD	Int'l Consultants - Support	30,000.00
Iraq	KALPATHY VAIDYANATHAN ESWARA PRASAD	Int'l Consultants-Technical	36,510.00
Iraq	KEMPINSKI HOTEL AMMAN	Conference organizing servi	122,570.00
Iraq	KEMPINSKI HOTEL AMMAN	Conference organizing services	59,800.00
Iraq	KHALED MOHEY ELDIN AHMAD	Int'l Consultants - Support	43,500.00
Iraq	KHLEIF AND SAMMAN	Training	604,570.00
Iraq	KPMG S.A.L. (offshore)	Monetary systems and issues	544,970.00
Iraq	Landmark Amman Hotel & Conference Center	Conference organizing servi	59,290.00
Iraq	Landmark Amman Hotel & Conference Center	Learning - training of coun	61,860.00
Iraq	LE MERIDIEN HOTEL	Conference organizing servi	103,990.00
Iraq	Leading Point Management Advisory Service	Conference organizing servi	71,440.00
Iraq	Leading Point Management Advisory Service	Training	171,120.00
Iraq	Leading Point Management Advisory Service	Training	162,200.00
Iraq	Magic Carpet for Media Production Ltd	Audio Visual Productions	31,440.00
Iraq	MAMOURA HUMANITARIAN ESTABLISHMENT	Social development	349,960.00
Iraq	Mark Aiken	Int'l Consultants - Support	52,000.00
Iraq	MAZEN CHOUAIB	Int'l Consultants-Technical	47,000.00
Iraq	MOVENPICK RESORT & SPA DEAD SEA	Conference organizing servi	81,740.00
Iraq	NATIONAL COMPUTER COMPANY	Training	95,000.00
Iraq	PRICEWATERHOUSECOOPERS JORDAN	Monetary systems and issues	301,910.00
Iraq	PROVIDENCE INTERNATIONAL LLC	Training	499,130.00
Iraq	ROBERT GEORGE BOASE	Int'l Consultants-Technical	48,000.00
Iraq	ROLAND BERGER STRATEGY CONSULTANTS GmbH	Social development	60,000.00
Iraq	SGI STUDIO GALLI INGEGNERIA S.P.A	Water quality assessment	1,114,900.00
Iraq	SHOSEI YAMAMOTO	Int'l Consultants - Support	52,830.00
Iraq	SNAFEE COMPANY	Mass communication services	73,850.00
Iraq	SPACETOON KIDS TV REGIONAL OFFICE	Audio Visual Productions	79,250.00

## Major contracts for services and works by UN organization

AGENCY	Location of Supplier	Name of Contractor	Description of Services	Contract Value USD
	<b>UNDP continued</b>			
Iraq		Stars Orbit Consultants and Management De	Civil engineering	70,690.00
Iraq		Stars Orbit Consultants and Management De	Educational Consulting	45,780.00
Iraq		Stars Orbit Consultants and Management De	Local Consultants-Support	159,010.00
Iraq		Stars Orbit Consultants and Management De	Local Consultants-Support	79,430.00
Iraq		Stars Orbit Consultants and Management De	Local Consultants-Technical	186,950.00
Iraq		Stars Orbit Consultants and Management De	Local Consultants-Technical	134,990.00
Iraq		Stars Orbit Consultants and Management De	Management support services	47,040.00
Iraq		SUNIL AYROOKHUZIEL ABRAHAM	Intl Consultants-Technical	34,770.00
Iraq		Sustainable Research and Development Cen	Training	110,530.00
Iraq		Synergy International	Information centers	290,520.00
Iraq		Synergy International	Intl Consultants - Support	67,000.00
Iraq		Synergy International	Provision of technical support for the Kurdistan Development Management System	400,250.00
Iraq		Synergy International	Software maintenance	30,980.00
Iraq		Synergy International	Telecommunication Services	88,800.00
Iraq		TALAL ABU GHAZALEH INTERNATIONAL	Audit services	113,700.00
Iraq		TERADA YU	Intl Consultants - Support	69,300.00
Iraq		Testudo Security consultants Limited	Training	35,940.00
Iraq		THE BANK OF TOKYO MITSUBISHI UFJ.LTD	Learning - training of coun	34,520.00
Iraq		THE MEDICAL EXPORT GROUP B.V	Building Maintenance & Repa	43,500.00
Iraq		The Power consortium PTY Ltd.	Intl Consultants - Support	98,280.00
Iraq		The Power consortium PTY Ltd.	Intl Consultants-Technical	94,220.00
Iraq		Tim Molesworth	Intl Consultants-Technical	36,200.00
Iraq		TSAMOTA LTD	Management development	38,540.00
Iraq		UNAMI - KUWAIT	Residential rental	79,300.00
Iraq		UNAMI - KUWAIT	Residential rental	79,090.00
Iraq		WAFAA JAAFAR AMEEN	Local Consultants-Support	48,000.00
Iraq		WILLIAM HALL SPENCER IV	Intl Consultants-Technical	72,150.00
Iraq		WOMEN EMPOWERMENT ORGANIZATION	Management development	70,000.00
Jamaica		JAMAICA PUBLIC SERVICE CO LTD	Electric utilities	39,600.00
Jamaica		SURREY HOTEL MANAGEMENT LTD	ACCOMMODATION, ROOM RENTAL AND MEALS, 11 - 14 APRIL 2012	31,050.00
Jordan		Al Shamal Consulting Company	Economic analysis	104,400.00
Jordan		AMMAN MARRIOTT HOTEL	Conference organizing servi	36,070.00
Jordan		DAR AL-OMRAN INFRASTRUCTURE & ENVIRONMEN	Risk or hazard assessment	54,020.00
Jordan		ECCO	Risk or hazard assessment 50% payment upon finalization and approval of training ma	64,950.00
Jordan		ERNST & YOUNG/JORDAN	Risk or Hazard assessment 50% payment upon finalization and approval bu UNDP o	30,760.00
Jordan		GCESOFT	IT Installation Hardware for PCB Project (80%) of the total awarded price of the award	45,850.00
Jordan		KHALED YOUSEF ABEDEL MUHSEIN QUBAJAH	Learning costs	180,730.00
Jordan		ROYAL SCIENTIFIC SOCIETY	Risk or hazard assessment	49,790.00
Jordan		SCIENCE TRIANGLE FOR RESEARCH TRAINING	Water quality assessment	100,000.00
Jordan		SPECIAL COMMUNICATIONS COMMISSION / FORE	Telecommunication Services	751,410.00
Jordan		SPECIALIZED TECHNICAL SERVICES (STS)	IT Equipment for the virtual platform for Rio Conventions-related information collectio	167,090.00
Jordan		University of Jordan	Civil engineering	115,290.00
Jordan		VELKO BORISLAVOV MILOEV	Intl Consultants-Technical	60,330.00
Kazakhstan		"VirazhSpetsTechnika" Ltd	100% pmnt to "VirazhSpetsTechnika" LTD upon delivery of required machinery (GAZ "	30,910.00
Kazakhstan		"VirazhSpetsTechnika" Ltd	100% pmnt to "VirazhSpetsTechnika" LTD upon delivery of required machinery (Lo#	30,050.00
Kazakhstan		"Prestige and OC" LTD	Building Maintenance & Repa	82,130.00
Kazakhstan		Design-Centre High technologies CJSC	2nd instl. 50% - upon the analysis, generalization of proposals and development of fina	40,200.00
Kazakhstan		Metropolis Ltd	Final payment 60% to Metropolis for design project of mew Astana CP	41,820.00
Kazakhstan		Mobil Realty Management Company LLP	Commercial facility rental	32,160.00
Kazakhstan		MOORE STEPHENS LLP	Audit services	32,310.00
Kazakhstan		Olympex Advisers LLP	1 tranche under Contract# 2012-069s/a	30,370.00
Kazakhstan		Polyeco S.A.	1st Tranche in amount of USD 63924 according to signed contract 2012-037s/a upon p	63,920.00
Kazakhstan		Polyeco S.A.	2nd Tranche in amount of USD 31962 according to signed contract 2012-037s/a upon	31,960.00
Kazakhstan		Polyeco S.A.	3d Tranche in amount of USD 31962 according to signed contract 2012-037s/a upon p	31,960.00
Kazakhstan		Polyeco S.A.	4th Tranche in amount of USD 95886 according to signed contract 2012-037s/a upon p	95,890.00
Kazakhstan		Polyeco S.A.	5th Tranche in amount of USD 95886 according to signed contract 2012-037s/a upon p	95,890.00
Kazakhstan		Republican Unitary Enterprise	2nd instaln (50%) - Upon the analysis, generalization of proposals and development	49,250.00
Kazakhstan		RESEARCH INSTITUTE OF BUILDING PHYSICS	Civil engineering	66,500.00
Kazakhstan		ROM Transportation Engineering Ltd.	Report on progress with implementation of Task 2.1, Task 3.1;Report on Task 2.2; Re	159,990.00
Kazakhstan		ROM Transportation Engineering Ltd.	Report on Task 1.1	127,940.00
Kazakhstan		SemAZ LLP	100%payment to SemAZ LTD upon submission of required machinery, wheel tractor E	35,590.00
Kazakhstan		Spelstechnika KZ - Aktobe LLP	Purchasing of MotGarder GS-14.0200% payment upon delivery	120,640.00
Kazakhstan		TRADE COMPANY DRAKAR LTD	80% payment to "Trade Company "Drakar" LTD upon delivery of equipment (notebook	78,930.00
Kazakhstan		Veolia ES Field Services LTD	1st Tranche in amount of USD 30 000 according to signed contract upon performing se	30,000.00
Kenya		AINUL QAMAR HOTEL	Hospitality-Special Events	34,180.00
Kenya		ANESON RONALD CADRIBO	Intl Consultants-Technical	65,000.00
Kenya		CASTLE ROYAL HOTEL - SENTRIM GROUP	Hospitality-Special Events	40,440.00
Kenya		DENNIS MUTUKU MUNYALO	Local Consultants-Technical	38,450.00
Kenya		ERNST & YOUNG	60% PAYMENT ON SUBMISSION OF FINAL REPORT OF ORGANIZATIONS AUDIT	48,110.00
Kenya		ERNST & YOUNG	602-3-3RD INSTALMENT 60% PAYMENT OF AUDIT FEE ON FINAL SUBMISSION O	48,680.00
Kenya		FAST-TRACK EVENT ORGANIZERS LTD	Conference organizing servi	48,320.00
Kenya		GREEN HILLS HOTEL	Payment to the Hotel for providing the venue and accommodation of participants for	42,580.00
Kenya		INSULAE AFRICANUS LTD	Conference organizing servi	31,490.00
Kenya		INTERCONTINENTAL NAIROBI	Conference organizing servi	45,930.00
Kenya		JOYCE DELOGE	Local Consultants-Technical	35,550.00
Kenya		Laico Regency Hotel	Conference organizing servi	73,140.00
Kenya		LANTech (Africa) Limited	15 % Payment of LANWAN on receipt and acceptance of inception report comprising	197,330.00
Kenya		LANTech (Africa) Limited	Delivery of equipment,materials and software to IEBG	328,880.00
Kenya		LITHOTECH EXPORTS	Air Freight Cost for Delivery 1 (1 million pouches)	40,500.00
Kenya		LITHOTECH EXPORTS	Air Freight Cost for Delivery 2 (12 million pouches)	374,000.00
Kenya		LITHOTECH EXPORTS	Air Freight Cost for Delivery 3(5 million pouches)	158,000.00
Kenya		MOUNT KENYA SAFARI CLUB LTD	Conference organizing servi	42,060.00
Kenya		MOUNT KENYA SAFARI CLUB LTD	Hospitality-Special Events	32,830.00
Kenya		NORTHEASTERN MEDIA & TELECOMM. LTD	Broadcast advertising - Star FM Radio Programming in Garissa County - 50% paymen	37,700.00
Kenya		OPENWORLD LTD	Payment for the Deployment of the system less 10% as requested by Office of the Pri	38,340.00
Kenya		OPENWORLD LTD	Training and development	31,950.00
Kenya		PANAFRICAN PAPER MILLS	Hospitality-Special Events	59,100.00
Kenya		RAMCO PRINTING WORKS	Printing of the Kenya Constitution A6 size as per quotation specifications Qty. 30,0	32,390.00
Kenya		RAPID RESULTS INN. CONSULTANTS (K) LTD	Public finance services	37,960.00
Kenya		REACHOUT CENTRE TRUST (U.N.O.D.C)	Drug addiction prevention	48,910.00
Kenya		ROYAL CITY HOTEL	Hospitality-Special Events	32,460.00
Kenya		SAFARI PARK HOTEL LTD	Catering services-AFHDR launch-15th May 2012	33,350.00
Kenya		SAFARI PARK HOTEL LTD	Conference organizing servi	35,760.00
Kenya		SAFARI PARK HOTEL LTD	Hospitality-Special Events - Accomodation costs for youth forum participants - 15-18 N	32,240.00
Kenya		SIRIKWA ELDORET HOTEL LTD	Provision of Accommodation for 70 participants and Conference facilities for 260 p	49,000.00
Kenya		SORAIYA SHARIFF	Local Consultants-Technical	31,970.00
Kenya		STRATEGIC PUBLIC RELATIONS & RESEARCH	Audio Visual Productions	32,440.00
Kenya		UNITED NATIONS OFFICE AT NAIROBI(USD)	Conference organizing servi	32,750.00
Kenya		UNITED NATIONS OFFICE AT NAIROBI(USD)	Printing	32,660.00
Kenya		UNITED NATIONS OFFICE AT NAIROBI(USD)	Publishing	35,540.00
Kenya		WHITESANDS HOTEL LTD	Conference organizing servi	73,190.00
Kenya		WINDSOR GOLF HOTEL & COUNTRY CLUB	Conference organizing servi	38,720.00
Kosovo		APPDEC SH.P.K	Software application admin.	133,150.00
Kosovo		ENCOMPASS	Social development	33,470.00
Kosovo		Grafika REZNIQI	Printing	56,780.00
Kosovo		Index Kosova	Social development	54,510.00
Kosovo		Management & Development Associates	Learning costs	30,490.00
Kosovo		N.SH.T "Armeni.P"	Risk or hazard assessment	33,540.00
Kosovo		PRISHTINA REA	Agriculture & forest training	36,590.00
Kosovo		South East Europe Security sh.p.k.	Security systems services	254,340.00
Kyrgyzstan		"ANTI CRIM SERVICE" SECURITY AGENCY LTD	Security systems services	36,090.00
Kyrgyzstan		AIYL DEMILGEST PUBLIC ASSOCIATION	Social development	55,470.00
Kyrgyzstan		AMAL GROUP	Land Transport	67,500.00



## Major contracts for services and works by UN organization

AGENCY	Location of Supplier	Name of Contractor	Description of Services	Contract Value USD
UNDP continued				
Kyrgyzstan		AMEX EXPORT-IMPORT GMBH	Installation and personnel training, local service and maintenance. Spare parts for year	61,940.00
Kyrgyzstan		AMEX EXPORT-IMPORT GMBH	Land Transport -Freight and packing charges CIP Bishkek/ Kyrgyzstan ex Shanghai/ C	79,350.00
Kyrgyzstan		ARAGON LLC	Land Transport	74,280.00
Kyrgyzstan		AZIAINTERSTROY LTD	Prision construction	87,820.00
Kyrgyzstan		DHL Global Forwarding	Truck transport	32,470.00
Kyrgyzstan		ELCAT LTD	Internet services	37,700.00
Kyrgyzstan		FLEISCHHACKER GMBH AND CO KG	Land Transport	35,700.00
Kyrgyzstan		GLOBAL FLEET SALES LIMITED	Land Transport	37,000.00
Kyrgyzstan		IDA FOUNDATION	Land Transport	200,200.00
Kyrgyzstan		IMANBAEV SULAIMAN	Commercial facility rental	48,000.00
Kyrgyzstan		INNOVATIVE SOLUTION INC	Methodology and analysis	38,790.00
Kyrgyzstan		INTERNATIONAL CENTRE FOR MIGRATION POLI	Training	646,090.00
Kyrgyzstan		JACOBS AUDIT COMPANY	Audit services	279,990.00
Kyrgyzstan		JACOBS AUDIT COMPANY	Audit services	66,230.00
Kyrgyzstan		KIRLAND LTD	Printing	95,400.00
Kyrgyzstan		RINEK UPRAVLYAUISHAYA COMPANIYA	Commercial facility rental	382,990.00
Kyrgyzstan		SAYAKAT TRAVEL LTD	Conference organizing servi	69,630.00
Kyrgyzstan		SHER-KURULUSH BUILDING COMPANY LLG	Civil engineering	132,530.00
Kyrgyzstan		SOLTECH Ltd	IT Installation	90,000.00
Kyrgyzstan		TARGET PRODUCTION (PE GUDI)	Broadcast advertising	37,860.00
Kyrgyzstan		THE MEDICAL EXPORT GROUP B.V	Lot 1 all shipments	76,430.00
Kyrgyzstan		UNFPA PROCUREMENT SERVICES BRANCH	Land Transport	98,790.00
Kyrgyzstan		UNICEF DENMARK	Land Transport	175,410.00
Kyrgyzstan		UNISERVICE AST LTD	Civil engineering	65,800.00
Kyrgyzstan		USUPASHVILI DAVID	Int'l Consultants-Technical	70,480.00
Lao People's Democratic Republic		DEVELOPMENT GATEWAY FOUNDATION INC	Technical service and support the impementation of AMP (as per work plan Mar-Jan 201	44,000.00
Lao People's Democratic Republic		ERNST & YOUNG LAO LIMITED	Consultancy fee shall be paid during the audit fieldwork and after completion of service	48,970.00
Lao People's Democratic Republic		GPAR STRENGTHENING CAPACITY & SERVICE DEL	Learning - training of coun	50,000.00
Lao People's Democratic Republic		KP SPARE PARTS SHOP	750-16JS 8pr with iner tube	108,090.00
Lebanon		ABDEL RAOUF CHEBARO CO. ARCC	Civil engineering	266,160.00
Lebanon		AL BONYAN COMPANY FOR ENG.&CONTRACTING	Civil engineering	132,540.00
Lebanon		ALI BERRO	Local Consultants-Support	54,000.00
Lebanon		ALI HASSAN BERRO	Local Consultants-Support	53,960.00
Lebanon		ARAB AFRICAN INTERNATIONAL BANK	Building Maintenance & Repair	82,410.00
Lebanon		ARAB AFRICAN INTERNATIONAL BANK	Building Maintenance & Repair first quarter 2012	82,180.00
Lebanon		ARAB AFRICAN INTERNATIONAL BANK	Building Maintenance & Repair fourth quarter 2011	56,640.00
Lebanon		ARAB AFRICAN INTERNATIONAL BANK	Building Maintenance 2nd quarter 2012	76,310.00
Lebanon		ARAB AFRICAN INTERNATIONAL BANK	Building Maintenance for the fourth quarter 2012	82,070.00
Lebanon		ARAB AFRICAN INTERNATIONAL BANK	VAT (Value Added Tax)	66,460.00
Lebanon		ASACO GENERAL TRADE & CONTRACTING	Mechanical engineering	175,360.00
Lebanon		ASSIYANA SAL	Handyman services	357,210.00
Lebanon		ATAYEB AL-RIF MARKETING COOPERATIVE	2ND PYMT:UPON SATISFACTORY SUBMISSION & APPROVAL OF FIRST PROGR	30,890.00
Lebanon		ATAYEB AL-RIF MARKETING COOPERATIVE	3RD PYMT:UPON SATISFACTORY SUBMISSION&APPROVAL OF SECOND PROGR	30,890.00
Lebanon		B&A THE BEST MCC LTD	Handyman services	112,600.00
Lebanon		BMB SAL	Computer hardware maintenanc	69,180.00
Lebanon		BOUSTANY UNITED MACHINERIES CO. SAL	Vehicle repair	98,950.00
Lebanon		BUREAU HAMID KAIROUZ S.A.L	Excavation of RR 10	52,050.00
Lebanon		BUREAU HAMID KAIROUZ S.A.L	Excavation of RR 11	87,750.00
Lebanon		BUREAU HAMID KAIROUZ S.A.L	Excavation of RR 12	337,160.00
Lebanon		BUREAU HAMID KAIROUZ S.A.L	Excavation of RR 13	172,750.00
Lebanon		BUREAU HAMID KAIROUZ S.A.L	Excavation of RR 14	169,070.00
Lebanon		BUREAU HAMID KAIROUZ S.A.L	Excavation of RR 15	135,830.00
Lebanon		BUREAU HAMID KAIROUZ S.A.L	Excavation of RR 3	103,300.00
Lebanon		BUREAU HAMID KAIROUZ S.A.L	Excavation of RR 4	42,340.00
Lebanon		BUREAU HAMID KAIROUZ S.A.L	Excavation of RR 5	90,260.00
Lebanon		BUREAU HAMID KAIROUZ S.A.L	Excavation of RR 6	109,220.00
Lebanon		BUREAU HAMID KAIROUZ S.A.L	Excavation of RR 7	154,410.00
Lebanon		BUREAU HAMID KAIROUZ S.A.L	Excavation of RR 8	36,750.00
Lebanon		BUREAU HAMID KAIROUZ S.A.L	Excavation of RR 9	139,930.00
Lebanon		BUREAU HAMID KAIROUZ S.A.L	N/A	85,010.00
Lebanon		BUREAU HAMID KAIROUZ S.A.L	N/A	56,680.00
Lebanon		C.I.H.E.A.M-ISTITUTO AGRON.MEDIT.DI BARI	2ND PYMT:UPON SATISFACTORY SUBMISSION & APPROVAL OF TASK 1	40,990.00
Lebanon		CELLIKARI SAL	SIOC repeater rental fees	112,500.00
Lebanon		CHAFIC MOHAMADIEH	Lighting installation: Provision and installation of emergency lights	31,920.00
Lebanon		COOP _DES PECHEURS DE DBAYEH ET BANLIEUX	Building Maintenance & Repa	41,660.00
Lebanon		DATA CONSULT SAL	Computer hardware maintenance	87,080.00
Lebanon		EARTH LINK & ADVANCED RESOURCES	10%-4th Payment	210,090.00
Lebanon		EARTH LINK & ADVANCED RESOURCES	5%-2nd Payment	105,040.00
Lebanon		EARTH LINK & ADVANCED RESOURCES	5%-3rd Payment	95,500.00
Lebanon		EARTH LINK & ADVANCED RESOURCES	N/A	190,990.00
Lebanon		EARTH LINK & ADVANCED RESOURCES	N/A	95,500.00
Lebanon		EARTH LINK & ADVANCED RESOURCES	N/A	72,510.00
Lebanon		EARTH LINK & ADVANCED RESOURCES	VAT (Value Added Tax)	38,200.00
Lebanon		ELECTRICITE DU LIBAN	Electric utilities: Settlement of January and February 2012 office electricity invoices	128,540.00
Lebanon		ELECTRICITE DU LIBAN	Electricity charges for May and June 2012	88,560.00
Lebanon		ELECTRICITE DU LIBAN	Electricity charges for office premises March and April 2012	124,330.00
Lebanon		ELIAS ABOU FADEL	Local Consultants-Support	71,100.00
Lebanon		ENERGY EFFICIENCY GROUP S.A.L	85% of Contract Value	206,670.00
Lebanon		ENTEC AG	2nd Payment upon submission of Deliverable 1	40,900.00
Lebanon		ENTEC AG	3rd Payment upon submission of Deliverable 2	68,160.00
Lebanon		ETABLISSEMENTS SAMIR G. SFEIR & CIE	Commercial facility rental	109,890.00
Lebanon		ETABLISSEMENTS SAMIR G. SFEIR & CIE	Residential rental	52,450.00
Lebanon		FOUAD EL KADI	Local Consultants-Technical	36,000.00
Lebanon		GEOWATT AG	N/A	70,140.00
Lebanon		GEOWATT AG	N/A	52,610.00
Lebanon		GEOWATT AG	N/A	52,610.00
Lebanon		INCONET-DATA MANAGEMENT SAL	Communication Service	36,300.00
Lebanon		INCONET-DATA MANAGEMENT SAL	Internet services	710,700.00
Lebanon		INFOPRO MANAGEMENT SARL	50% of Contract (2nd Payment)	30,250.00
Lebanon		KHATER ENGINEERING AND TRADING SAL	Equipment Repair	42,000.00
Lebanon		KREDO S.A.L	Civil engineering	37,000.00
Lebanon		LACECO SAL	10% of Contract Value	64,460.00
Lebanon		LACECO SAL	N/A	85,940.00
Lebanon		LACECO SAL	N/A	61,530.00
Lebanon		MIDEAST POWER SYSTEMS SAL	Computer hardware maintenanc	45,480.00
Lebanon		NORWEGIAN PEOPLE'S AID - LEBANON	Final Payment	136,220.00
Lebanon		NORWEGIAN PEOPLE'S AID - LEBANON	N/A	476,780.00
Lebanon		NORWEGIAN PEOPLE'S AID - LEBANON	N/A	450,000.00
Lebanon		NORWEGIAN PEOPLE'S AID - LEBANON	N/A	299,220.00
Lebanon		PROTECTRON	Guard services	440,960.00
Lebanon		PROTECTRON	Security services	249,920.00
Lebanon		PROTECTRON	Security systems services	68,160.00
Lebanon		RAWABI ELECTRONIC SYSTEMS & CABLES CO.	Equipment Repair	30,000.00
Lebanon		S2C INTERNATIONAL GROUP INC	Communication Service	44,400.00
Lebanon		SEARCH FOR COMMON GROUND	N/A	38,640.00
Lebanon		SEARCH FOR COMMON GROUND	N/A	38,640.00
Lebanon		SOCIETE LIBAN.POUR L'IND.DU BATIM-ALBINA	Mechanical engineering	38,300.00
Lebanon		SOLARNET	Mechanical engineering	62,280.00
Lebanon		SOUTH FOR CONSTRUCTION SAL	Land use planning	673,450.00
Lebanon		SOUTH FOR CONSTRUCTION SAL	VAT (Value Added Tax)	67,350.00
Lebanon		STE.FOR PROTECTION OF NATURE IN LEBANON	12% of Contract Value (5th Payment)	36,000.00
Lebanon		STE.FOR PROTECTION OF NATURE IN LEBANON	12% of Contract Value (6th Payment)	36,000.00
Lebanon		STE.FOR PROTECTION OF NATURE IN LEBANON	12% of Contract Value (7th Payment)	36,000.00

## Major contracts for services and works by UN organization

AGENCY	Location of Supplier	Name of Contractor	Description of Services	Contract Value USD
<b>UNDP continued</b>				
	Lebanon	T.M. & SONS CONSTR CONSULT.SARL	Civil engineering	80,140.00
	Lebanon	T.M. & SONS CONSTR CONSULT.SARL	N/A	60,090.00
	Lebanon	TALAL ABU GHAZALEH TRANSLATION	Language interpretation	37,500.00
	Lebanon	TALAL TAKLA	Commercial facility rental	92,840.00
	Lebanon	TOTAL LIBAN S.A.L.	Petrol for DSS/SIOC vehicles)	47,620.00
	Lebanon	TRAMA TECNOAMBIENTAL, SL	DELIVERABLE 5	40,000.00
	Lebanon	ZERO EMISSIONS TECHNOLOGIES S.A.	Final Payment	42,790.00
	Lesotho	Emergent Energy (Pty) Ltd	Installation and commissioning	58,410.00
	Lesotho	SageHagan GmbH	Environmental advisory	46,870.00
	Lesotho	SYNERGY INTERNATIONAL SYSTEMS Inc.	Management information syst	33,000.00
	Lesotho	SYNERGY INTERNATIONAL SYSTEMS Inc.	N/A	62,280.00
	Lesotho	SYNERGY INTERNATIONAL SYSTEMS Inc.	N/A	31,140.00
	Liberia	CARE INTERNATIONAL	1st Trench payment to Care International against contract fot the expansion of Village	90,000.00
	Liberia	CARE INTERNATIONAL	2nd Trench payment to Care International against contract fot the expansion of Village	39,760.00
	Liberia	Community Aid Liberia	Construction of a Nine - Room School Building in Gbarta, Kokoya District, Bong Coun	31,710.00
	Liberia	ECO BANK	OKTEN August 2012 salary payment through Eco bank	39,000.00
	Liberia	ECO BANK	SES Beneficiaries payment for January 2012	33,000.00
	Liberia	ECO BANK	TOKTEN Beneficiaries February 2012 payment	52,000.00
	Liberia	ECO BANK	TOKTEN Beneficiaries January 2012 payment	52,000.00
	Liberia	ECO BANK	TOKTEN June 2012 Payments t	43,250.00
	Liberia	ECO BANK	TOKTEN March 2012 Payments for Beneficiaries	74,250.00
	Liberia	ECO BANK	TOKTEN MAY 2012 PAYMENTS	50,000.00
	Liberia	ECO BANK	TOKTEN salaries for april 2012	58,500.00
	Liberia	Educare Liberia	1st Trench payment to Educare Liberia against contract for the expansion of Village Sa	80,000.00
	Liberia	Ernst & Young Chartered Accounts	Audit services under DIM for Elections & JSJP Projects	33,200.00
	Liberia	GENESIS LIBERIA, INC.	The cost of Reinforce concrete pavement at the landfill site	63,810.00
	Liberia	GUINII CREEK UNITED DEV. ASSOCIATION	Construction of Primary School in Dota Kokoya District, Bong County-FIRST MILESTC	31,620.00
	Liberia	LIBERIAN INITIATIVE FOR DEVT SERVICES	1st Trench Payment to Liberia Initiative for Development Services (LIDS) against cont	75,000.00
	Liberia	MDF Training & Consultancy B.V.	Training	50,400.00
	Liberia	MINISTRY OF PLANNING	6 months Salaries for 120 Field Monitors @ \$100.00/month for January - June 2012	72,000.00
	Liberia	MINISTRY OF PLANNING	6 months Salaries for 15 M&E Assistants @ \$500.00/month for January - June 2012	45,000.00
	Liberia	Ministry of Planning & Economic Affairs	Salaries for 120 Field Monitors for the Months of August to November 2012	48,000.00
	Liberia	Ministry of Planning & Economic Affairs	Salaries for 15 M&E Assistants for the months of August to November 2012.	30,000.00
	Liberia	Moore Stephen LLP	Audit services for Project Audit	270,000.00
	Liberia	Moore Stephen LLP	Conducting Micro Capacity Assessment of 16 IPs For UNDP Liberia as per terms of re	38,930.00
	Liberia	Professional Maintenance Contractors	Generator Maintenance Services- November	30,310.00
	Liberia	Professional Maintenance Contractors	Generator Maintenance Services-December	30,310.00
	Liberia	Professional Maintenance Contractors	Generator Maintenance Services-October	30,310.00
	Liberia	Reelin Liberia Inc.	Vehicle repair	43,340.00
	Liberia	UNIQUE MAINTENANCE CLEANING SERVICES	Janitorial Services Payment- October	62,280.00
	Liberia	UNIQUE MAINTENANCE CLEANING SERVICES	Janitorial Services Payment-December	62,280.00
	Liberia	UNIQUE MAINTENANCE CLEANING SERVICES	Janitorial Services Payment-November	62,280.00
	Liberia	Universal Empowerment Mission	1st Trench payment to Universal Empowerment Mission against contract fot the expan	45,000.00
	Libya	AERO VOTE LTD	Air freight costs for 2 deliveries	138,500.00
	Libya	CODE INCORPORATED	EJ Freight forwarding to Mitiga Airport	211,480.00
	Libya	COPENHAGEN ELECTIONS A/S	Freight forwarding to Mitiga Airport	503,920.00
	Libya	EDRAK MARKETING & COMMUNICATION CO	Flipchart: 12 pages, 1 side print, format 58.5 X 81. Process full color CMYK. Paper 114	32,360.00
	Libya	EDRAK MARKETING & COMMUNICATION CO	Printing	67,940.00
	Libya	Haroon Hotel	Hospitality-Special Events	61,420.00
	Libya	Haroon Hotel	Payment for the 2nd BRIDGE taking place between 13-26.10.2012	58,820.00
	Libya	LITHOTECH EXPORTS	AIR FREIGHT -Charter from FCA Billund to DAT Mitiga, Offload@including War Risk I	123,590.00
	Libya	LITHOTECH EXPORTS	AIR FREIGHT DELIVERY TO TRIPOLI	580,000.00
	Libya	LITHOTECH EXPORTS	ROYALY CHARGES (if they cannot be waived)	46,200.00
	Libya	Palm City Limited	LEAP Staff - Villa 70	30,590.00
	Libya	Palm City Limited	Residential rental	77,330.00
	Libya	Reem ERSHEID	Intl Consultants- Technical	49,500.00
	Libya	Shout Communication Agency	Inspirational Cinema Quality Video - 30" (Youth Voting)	32,240.00
	Libya	Shout Communication Agency	Inspirational Cinema Quality Video - 45" (Women Voting)	32,240.00
	Libya	UN LOGISTIC BASE	Residential rental	77,500.00
	Libya	UN LOGISTIC BASE	Residential rental	77,400.00
	Macedonia	BONOR INZENERING LCC	Civil engineering	118,670.00
	Macedonia	Centar za covekovi prava i razresuvanje	Learning - training of coun	37,720.00
	Macedonia	CIRA - Centar za institucionalen razvoj	Learning - training of coun	40,220.00
	Macedonia	Delta Prom Veles	Civil engineering	121,170.00
	Macedonia	Georgia State University Research Founda	Training and development	60,000.00
	Macedonia	IZGRADBA-KOMERC	Civil engineering	213,780.00
	Macedonia	KREACIJA	Training and development	45,720.00
	Macedonia	Makedonsko Ekolosko Drustvo	Landscape protection	47,440.00
	Macedonia	NEOTEL	Internet services	47,230.00
	Macedonia	SALIDA PETROL	Training and development	39,620.00
	Macedonia	UNICEF	Conference organizing servi	47,230.00
	Macedonia	VardarGradba DOO	Civil engineering	208,160.00
	Macedonia	VardarGradba DOO	Civil engineering	68,040.00
	Macedonia	VardarGradba DOO	Installation	50,800.00
	Macedonia	Zdruzenie Nacionalen Romski Centar	Learning - training of coun	40,330.00
	Madagascar	ATW GEOSYSTEM	2ème jalon contrat n° 036/2011-1	48,420.00
	Madagascar	ATW INTERNATIONAL	Social development	54,660.00
	Madagascar	CATHOLIQUE RELIEF SERVICES	Non governmental organizati	73,470.00
	Madagascar	DANOFFICE APS	Property Insurance	59,210.00
	Madagascar	DANOFFICE APS	Shipment (Relocation)	147,710.00
	Madagascar	FACTORIES SARL	Communication Service	86,860.00
	Madagascar	FIRST IMMO	Residential rental	734,510.00
	Madagascar	FIRST IMMO	Residential rental	146,020.00
	Madagascar	FIRST IMMO	Residential rental (Août)	183,630.00
	Madagascar	HOTEL HERMITAGE	Meeting facilities	129,400.00
	Madagascar	INTERTECH BATINORM SARL	Shipment (Relocation)	34,090.00
	Madagascar	LE GROUPE CONSEIL BAASTEL SPRL	Environmental advisory	46,290.00
	Madagascar	OMERT	Telecommunication Services	30,350.00
	Madagascar	SHANGAI KOYO-ANP IMPORT & EXPORT CO, LTD	Shipment (Relocation)	183,240.00
	Madagascar	TELMA MOBILE S.A	Mobile communications servi	47,420.00
	Madagascar	TELMA MOBILE S.A	Telecommunication Services	35,870.00
	Madagascar	VESTA SARL	Security systems services	580,970.00
	Madagascar	VESTA SARL	Security systems services (Avril 12)	70,730.00
	Madagascar	VESTA SARL	Security systems services (Février 12)	66,780.00
	Madagascar	VESTA SARL	Security systems services (Janvier 12)	66,780.00
	Madagascar	VESTA SARL	Security systems services (Mai 12)	66,780.00
	Madagascar	VESTA SARL	Security systems services (Mars 12)	70,730.00
	Malawi	DEVELOPMENT CONSULTING ASSOCIATES	Regional development servic	84,400.00
	Malawi	HANNOCK KUMWENDA	Local Consultants-Technical	62,050.00
	Malawi	INTERNATIONAL CENTRE FOR PARLIAMENTARY	Training and development	43,880.00
	Malawi	MALAWI INSTITUTE OF MANAGEMENT	Local Consultants-Technical	99,200.00
	Malawi	PRICE WATER HOUSE COOPERS PVT LTD	Intl Consultants-Technical	40,900.00
	Malawi	SUNBIRD CAPITAL	Conference organizing servi	42,770.00
	Malaysia	Actuarial Partners Consulting Sdn Bhd	Intl Consultants-Technical	113,620.00
	Malaysia	Actuarial Partners Consulting Sdn Bhd	Local Consultants-Technical	58,770.00
	Malaysia	Berjaya Hospitality Services Sdn Bhd	Learning - training	48,000.00
	Malaysia	CHANG YII TAN	Local Consultants- Technical	48,920.00
	Malaysia	Cooltech Solution Sdn Bhd	Installation	50,560.00
	Malaysia	Ernst & Young Ford Rhodes Sidat Hyder	Audit services	64,010.00
	Malaysia	Imrich Associates (M) Sdn Bhd	Local Consultants-Technical	50,040.00
	Malaysia	ISS Protection (M) Sdn Bhd	Security systems services	96,700.00
	Malaysia	JARING COMMUNICATIONS SDN BHD	Internet services	52,230.00
	Malaysia	Lochan & Co	Audit services	36,210.00



## Major contracts for services and works by UN organization

AGENCY	Location of Supplier	Name of Contractor	Description of Services	Contract Value USD
	<b>UNDP continued</b>			
Malaysia		Rahman Rahman Huq	Audit services	37,750.00
Malaysia		Torco Sales & Service Sdn. Bhd.	Installation	38,280.00
Maldives		CTL Consult Ltd	Intl Consultants-Technical	99,960.00
Maldives		DOMUS PVT LTD	Local Consultants-Technical	56,670.00
Maldives		KURUMBA MALDIVES	Meeting facilities	30,040.00
Maldives		MALDIVIAN DEMOCRACY NETWORK	Grants to Instit & other Be	150,990.00
Maldives		Ministry of Home Affairs	Grants to Instit & other Be	40,000.00
Maldives		Novelty Printers and Publishers	Printing	63,230.00
Mali		HARNET SYSTEM MALI	IT Installation	38,270.00
Mali		KPMG CONSEILS	Projet NEX	31,600.00
Mali		LIVIA BTP	Securisation Bureaux OCHA	39,400.00
Mali		UNICEF SUPPLY DIVISION	Land Transport	33,000.00
Mauritania		BA OUMAR KALIDOU	Local Consultants-Support	32,140.00
Mauritania		BUMEC	Training	32,160.00
Mauritania		DUNDEX Network	Intl Consultants - Support	51,380.00
Mauritania		Lycée de format. Tech. Prof. Poly d'Atar	Training	53,380.00
Mauritania		SOS DESERT	Local Consultants-Support	64,980.00
Mexico		ALMUDENA OCEJO ROJO	Local Consultants-Technical	34,750.00
Mexico		AMELIA HERNANDEZ UGALDE	Printing	46,730.00
Mexico		BIOSFERA TLALLI, A. C.	Environmental information	61,840.00
Mexico		CBRE S.A. DE C.V.	Building Maintenance & Repa	202,300.00
Mexico		CBRE S.A. DE C.V.	Building Maintenance & Repa December 2012	39,050.00
Mexico		CENTRO DE TRANSPORTE SUSTENTABLE MEXICO	Environmental information	69,100.00
Mexico		COMISION FEDERAL DE ELECTRICIDAD	Electric utilities	57,880.00
Mexico		CONSORCIO MEGA-CONST SA DE CV	Civil engineering	72,230.00
Mexico		Constructora Thoga	Civil engineering	46,540.00
Mexico		CORPORATIVO ADFERI CONSULTORES	Risk or hazard assessment	55,370.00
Mexico		DRAKECALL SC	Mass communication services	48,790.00
Mexico		ESTUDIOS Y ESTRATEGIAS PARA EL	Training and development	46,970.00
Mexico		FACTOR CO2 INTEGRAL SERVICES SL	Environmental information	69,860.00
Mexico		FORZA TRAVEL SA DE CV	Conference organizing servi	44,040.00
Mexico		GOBIERNO DEL DISTRITO FEDERAL	Security systems services	140,900.00
Mexico		GRUPO DESARROLLADOR FE	Civil engineering	35,950.00
Mexico		GRUPO INTERDISCIPLINARIO DE TECNOLOGIA R	Environmental information	49,740.00
Mexico		HF CONSTRUCCIONES Y CONSULTORIA SA DE CV	Civil engineering	155,090.00
Mexico		INSTITUTO DE INVESTIGACIONES ELECTRICAS	Environmental information	35,000.00
Mexico		INSTITUTO MEXICANO DE TECNOLOGIA DEL AGU	Environmental information	69,280.00
Mexico		INSTITUTO MEXICANO DEL PETROLEO	Environmental information	89,700.00
Mexico		INSTITUTO NACIONAL DE SALUD PUBLICA	Population services	32,880.00
Mexico		INV. SOC. POL. Y DE OPINION PUBLICA	Educational Consulting	114,190.00
Mexico		INV. SOC. POL. Y DE OPINION PUBLICA	Methodology and analysis	38,800.00
Mexico		JUAN JOSE LI NG	Local Consultants-Support	30,530.00
Mexico		KOCH OVERSEAS DE MEXICO, S.A. DE C.V.	Conference organizing servi	251,160.00
Mexico		KOOTROLLO SA DE CV	Quality control	99,650.00
Mexico		MABASA S.A. DE C.V.	Conference organizing servi	36,750.00
Mexico		MARIA DE LOS ANGELES LOPEZ ROBLEDO	Printing	36,370.00
Mexico		MARIA EUGENIA IBARRARAN VINIEGRA	Local Consultants-Technical	49,570.00
Mexico		MERCADOTECNIA Y COMUNICACION PROFESIONAL	Communication Service	84,390.00
Mexico		MGM INNOVA CONSULTING, LLC	Environmental information	45,000.00
Mexico		MGM INNOVA HR LLC	Environmental information	85,420.00
Mexico		MIFEL FIDEICOMISO 1071/2009 MONTESURALES	Residential rental	731,070.00
Mexico		MIFEL FIDEICOMISO 1071/2009 MONTESURALES	Residential rental	73,110.00
Mexico		NAFIN FIDEICOMISO FONDO BIODIVERSIDAD	Data services	1,143,610.00
Mexico		Pedro Carrasco Rivera	Printing	36,590.00
Mexico		PRONATURA MEXICO AC	Environmental information	40,520.00
Mexico		PRONATURA NORESTE AC	Environmental information	35,750.00
Mexico		RICARTE ASESORES EN COMUNICACION ESTRATE	Communication Service	100,810.00
Mexico		ROMAN GOMEZ GONZALEZ COSIO	Local Consultants-Technical	35,000.00
Mexico		SEM TREDI S.A DE C.V	Soil pollution protection	173,360.00
Mexico		YULIANA GABRIELA ROMAN SANCHEZ	Local Consultants-Technical	30,420.00
Moldova, Republic of		(R) AO ALTERNATIVE INTERNATIONALE DE	Economic analysis	49,890.00
Moldova, Republic of		(R) AO INSTITUTUL IDEA	Social development	33,750.00
Moldova, Republic of		(R) CAMERA DE COMERT SI INDUSTRIE	New business start up Advic	135,290.00
Moldova, Republic of		(R) CI AGROSTOC	Animal nutrition	47,110.00
Moldova, Republic of		(R) CONSOCIVIL SA FILIALA 13	Civil engineering	928,400.00
Moldova, Republic of		(R) DAAC HERMES SA	Vehicle repair	30,290.00
Moldova, Republic of		(R) DIRECTIA GEN ADMINISTRARE CLADIRILOR	Energy conservation	31,420.00
Moldova, Republic of		(R) ELPO SRL	Civil engineering	267,900.00
Moldova, Republic of		(R) IDIS VIITORUL	Training	38,670.00
Moldova, Republic of		(R) IGC CONSTRUCT SRL	Civil engineering	76,150.00
Moldova, Republic of		(R) IM CBS AXA SRL	Methodology and analysis	31,380.00
Moldova, Republic of		(R) IM LIUPAS IMOBIL SRL	Commercial facility rental	103,580.00
Moldova, Republic of		(R) INSTITUTUL DE FORMARE CONTINUA	Training	48,020.00
Moldova, Republic of		(R) IZODROMGAZ SRL	Civil engineering	1,162,580.00
Moldova, Republic of		(R) LAIOLA SRL	Civil engineering	365,540.00
Moldova, Republic of		(R) LOGISTICA SI COMUNICARE SRL	Conference organizing servi	86,480.00
Moldova, Republic of		(R) NOVA IMPRIM SRL	Printing	30,560.00
Moldova, Republic of		(R) ONG EXPERT GRUP	Methodology and analysis	65,190.00
Moldova, Republic of		(R) OO PROTECTIA BIODIVERSITATII	Environmental advisory	48,940.00
Moldova, Republic of		(R) ORANGE MOLDOVA SA	Mobile communications servi	51,800.00
Moldova, Republic of		(R) POLIMER GAZ CONDUCTE SRL	Civil engineering	2,147,690.00
Moldova, Republic of		(R) SA DARNIC GAZ	Civil engineering	2,075,580.00
Moldova, Republic of		(R) SARCO SERVICE SRL	Civil engineering	336,280.00
Moldova, Republic of		(R) SC IT RELAX SRL	Conference organizing services	83,880.00
Moldova, Republic of		(R) SC OWH STUDIO SRL	Broadcast advertising	34,560.00
Moldova, Republic of		(R) TECHNO TEST SRL	Civil engineering	552,430.00
Moldova, Republic of		(R) TRANSNISTRIAN CHAMBER OF COMMERCE	Training	394,760.00
Moldova, Republic of		ALBENA KUYUMDZHIEVA-VENKOVA	Intl Consultants-Technical	36,050.00
Moldova, Republic of		AURELIAN ROTARU	Local Consultants-Technical	33,700.00
Moldova, Republic of		CORPORATE & PUBLIC MANAGEMENT CONSULTING	Economic analysis	49,900.00
Moldova, Republic of		DEVELOPMENT GATEWAY FOUNDATION INC	Information centers	51,610.00
Moldova, Republic of		DW-AKADEMIE	Training	55,630.00
Moldova, Republic of		INESE KALNINA	Intl Consultants-Technical	131,840.00
Moldova, Republic of		PAVLOVA GALJA SPASSOVA	Intl Consultants-Technical	131,840.00
Moldova, Republic of		STUART RICHARD BROWN	Intl Consultants-Technical	82,880.00
Mongolia		MAGICNET COMPANY	Internet services - monthly charge	36,430.00
Mongolia		MILLENNIUM INSTITUTE	N/A	89,200.00
Mongolia		MILLENNIUM INSTITUTE	N/A	76,460.00
Mongolia		MILLENNIUM INSTITUTE	N/A	50,970.00
Mongolia		MILLENNIUM INSTITUTE	N/A	38,230.00
Mongolia		TSAGAAN BURGALTAI LLC	Civil engineering - 5th installment	53,420.00
Montenegro		BEMAX d.o.o.	Civil engineering	109,310.00
Montenegro		Black Mountain Montenegro Ltd	Training	43,960.00
Montenegro		BOMBETON	Civil engineering	177,320.00
Montenegro		Elektroinstitut Milan Vidmar	Civil engineering	90,060.00
Montenegro		ENVIRONMENTAL PROTECTION AGENCY	Environmental information	38,050.00
Montenegro		Ernst&Young	Audit services	41,500.00
Montenegro		Global Investment	Development assistance	39,070.00
Montenegro		Hotel Bianca Resort & Spa	Conference organizing servi	34,250.00
Montenegro		Hotel Bianca Resort & Spa	Conference organizing servi	32,310.00
Montenegro		Hotel Maestral	Conference organizing servi	37,050.00
Montenegro		IPSOS strategic marketing	Methodology and analysis	34,290.00
Montenegro		MELA L.T.D.	Civil engineering	84,120.00

## Major contracts for services and works by UN organization

AGENCY	Location of Supplier	Name of Contractor	Description of Services	Contract Value USD
<b>UNDP continued</b>				
Montenegro		Miross	Conference organizing servi	273,140.00
Montenegro		Miross	Conference organizing servi	32,350.00
Montenegro		NVO Pravni centar	Social development	49,360.00
Montenegro		PRIRODNO MATEMATICKI FAKULTET	Local Consultants-Technical	52,990.00
Montenegro		Siming d.o.o.	Civil engineering	30,060.00
Montenegro		UNIDO	Development assistance	155,040.00
Montenegro		Univerzitats d.o.o	University and colleges	54,450.00
Morocco		AGLIS Consultants	Contrat de service 002/2012/EVALUATION à MI PARCOURS DU PROGRAMME PCB	49,180.00
Morocco		Hotel Golden Tulip Farah Rabat	Conference organizing servi	35,470.00
Morocco		Maroc Telecom	Internet services ( Abonnement internet Via LL Locale à 4 Mb/s2ème semestre 2012)	71,800.00
Morocco		Maroc Telecom	Internet services (abonnement Internet via LL Locale à 4 Mb/S (14755.86 MAD de Fe	119,440.00
Morocco		STRADOM	Building Maintenance & Repa (Contrat nettoyage 2eme semetre 2012)	76,200.00
Morocco		STRADOM	Handyman services ( Service nettoyage Villa PNUD, ONUFEMME, FNUAP, UNDS	135,130.00
Morocco		STRADOM	Security systems services	251,190.00
Morocco		STRADOM	Security systems services ( Contrat de Gardiennage Villa PNUD/UNFPA/UNWOMEN	190,520.00
Morocco		STRADOM	Security systems services (Service Gardiennage Villa (PNUD, ONUFEMMES, FNUAP	85,610.00
Morocco		WANA CORPORATE INWI	Internet services	77,740.00
Morocco		WANA CORPORATE INWI	Internet services (Abonnement Internet WANA / 2ème semestre 2012)	43,570.00
Mozambique		ERNST & YOUNG, LDA	Audit services	44,860.00
Mozambique		QUADRANTE ENGENHARIA LIMITADA	Civil engineering - 3rd Tranche: After completion of Stage 1	46,040.00
Myanmar		Agrusiness and Rural Development	Planting services	42,200.00
Myanmar		Bawga Theiddhi Restaurant & Catering	Cafeteria services	53,870.00
Myanmar		ECCDI	Rural development services	48,040.00
Myanmar		ECODEV GROUP	Risk or hazard assessment	59,570.00
Myanmar		JITENDRA PRASAD JAISWAL	Intl Consultants-Technical	112,920.00
Myanmar		Mekong Economics Ltd.	Economic analysis	42,000.00
Myanmar		Microfinance Risk Management, L.L.C.	Disaster prepare and relief	32,400.00
Myanmar		Myanma Posts & Telecommunications	Internet services	70,080.00
Myanmar		MYANMAR DEVELOPMENT RESEARCH INSTITUTE	Rural development services	30,530.00
Myanmar		Myanmar Marketing Research & Development	Economic analysis	61,260.00
Myanmar		P&D Consulting Services, Inc.	Intl Consultants-Technical	39,000.00
Myanmar		Sedona Hotel	Conference organizing servi	34,690.00
Myanmar		Sedona Hotel	Hospitality-Special Events	30,540.00
Namibia		CITY OF WINDHOEK	SJ Grants - Other Institutions	47,000.00
Namibia		INSTITUTO NACIONAL IVESTGACAO PESQUEIRA	Intl Consultants-Technical	33,750.00
Namibia		SOLITAIRE PRESS cc	Local Consultants-Support	39,390.00
Nepal		ASIAN DISASTER PREPAREDNESS CENTER(ADPC)	10 % by end of September 2012 upon delivery of deliverables II.4,5,6,7, III.5 and IV.3	46,080.00
Nepal		ASIAN DISASTER PREPAREDNESS CENTER(ADPC)	30% by end of June 2012 upon delivery of deliverables I.4, II.3, III.2,3 and IV.2 to UND	138,230.00
Nepal		ASIAN DISASTER PREPAREDNESS CENTER(ADPC)	Training (Technical Services for Strenthening Institutional and Legislative System for	92,150.00
Nepal		COMMUNITY DEV & ENV CONSERVATION FORUM	Risk or hazard assessment	31,790.00
Nepal		DEVELOPMENT GATEWAY FOUNDATION	Information centers	82,910.00
Nepal		DEVELOPMENT GATEWAY FOUNDATION	Libraries	79,780.00
Nepal		DEVELOPMENT GATEWAY FOUNDATION	Mass communication services (Final Payment to DGF as per the Contract 2010/PROF	84,000.00
Nepal		ECARDS-DOLAKHA	Risk or hazard assessment	34,100.00
Nepal		F- SKILL PVT. LTD.	Learning - training of coun	41,300.00
Nepal		F- SKILL PVT. LTD.	Learning costs	57,950.00
Nepal		F- SKILL PVT. LTD.	Learning costs - Skill Training, Startup- Support and Refresher Taining/Business Pro	85,980.00
Nepal		F- SKILL PVT. LTD.	Training and development (Third Quarter payment ) - upto November 2012	56,200.00
Nepal		GARUD SECURITIES PVT LTD	Security systems services	38,730.00
Nepal		GENESIS CONSULTANCY (P) LTD.	Civil engineering - Urban growth (20% upon submission of inception report)	49,220.00
Nepal		GENESIS CONSULTANCY (P) LTD.	Civil engineering (20% upon delivery of final report on study of urban growth pattern a	49,220.00
Nepal		GENESIS CONSULTANCY (P) LTD.	Civil engineering (40% upon delivery of draft report of study of urban growth pattern	98,440.00
Nepal		GENESIS CONSULTANCY (P) LTD.	Civil engineering(20% upon rinal report of multi hazard risk assessment and forecastin	49,220.00
Nepal		GENESIS CONSULTANCY (P) LTD.	VAT (Value Added Tax)	31,990.00
Nepal		INNOVATIVE CREATEERS PVT. LTD.	Civil engineering - 20% upon submission of the inception report	39,890.00
Nepal		INNOVATIVE SOLUTIONS PVT. LTD	Civil engineering - 20% upon submission of inception report	39,890.00
Nepal		INNOVATIVE SOLUTIONS PVT. LTD	Civil engineering - 30% upon delivery of final version of customized software for mana	59,840.00
Nepal		INNOVATIVE SOLUTIONS PVT. LTD	Civil engineering - 40% upon delivery of final report of equipment and logistics need	79,780.00
Nepal		INTEGRATED SUSTAINABLE DEVELOPMENT NEPAL	Social development	37,040.00
Nepal		INTEGRATED SUSTAINABLE DEVELOPMENT NEPAL	Social development	31,700.00
Nepal		INTERDISCIPLINARY ANALYSTS	Methodology and analysis	34,180.00
Nepal		KARMACHARI SANCHAYA KOSH	Commercial facility rental	46,530.00
Nepal		LDC Mahottari Bardibas	Social development	38,760.00
Nepal		MRB & ASSOCIATES	Civil engineering (40% upon submission of draft report of the guidelines)	32,140.00
Nepal		MRB & ASSOCIATES	Civil engineering (40% upon submission of final reort of seismic retrofitting guidelines	32,140.00
Nepal		NATIONAL SOCIETY FR EARTHQUAKE TECH-NPL	Civil engineering	72,100.00
Nepal		NATIONAL SOCIETY FR EARTHQUAKE TECH-NPL	Civil engineering (50% payment upon delivery of deliverables 2,3,4,6 and final report)	50,720.00
Nepal		NATIONAL SOCIETY FR EARTHQUAKE TECH-NPL	Civil engineering (Technical services for Stengthening Risk Sensitive Land Use Plann	38,190.00
Nepal		NEPAL WELFARE SOCIETY	Social development	36,260.00
Nepal		PRACTICAL ACTION CONSULTING	Social development (50% upon completion of second package of deliverables (design	33,650.00
Nepal		Ratauli Yuba Club	Social development	47,720.00
Nepal		Ratauli Yuba Club	Social development - 30% of contract amount upon submission of first quarter report	32,930.00
Nepal		REAL SOLUTIONS PVT. LTD.	Service fee for the provision and management of Traineeship Programme for social e	139,170.00
Nepal		SAFERWORLD	Social development: Research on AVR(25 % upon submission of agreed deliverables	44,700.00
Nepal		SEARCH FOR COMMON GROUND	Social development: Media Strategy (50% upon submission of strategy)	32,450.00
Nepal		TRAINING CENTER NEPAL (P) LTD.	Learning costs	51,330.00
Nepal		TRAINING CENTER NEPAL (P) LTD.	Training and development	65,260.00
Nepal		TRAINING CENTER NEPAL (P) LTD.	Training and development (Third Quarter Progress Payment)	90,920.00
Nepal		TRAINING INSTITUTE FOR TECH. INSTRUCTION	Training	62,800.00
Nepal		TRANSITION INTERNATIONAL	Feasibility studies	73,440.00
Nepal		UDECO PVT. LTD.	VAT (Value Added Tax) of the total amount of the contract	30,810.00
Nepal		UNITED NATIONS CHILDREN'S FUND DENMARK	Shipment (Relocation)	193,920.00
Nicaragua		DISNORTE SA	Electric utilities	151,700.00
Nicaragua		Fiallos y Asociados SA	Environmental advisory	39,470.00
Nicaragua		Janes Eric Soza Gonzalez	Commercial construction	33,930.00
Nicaragua		Manuquinza	Handyman services	65,530.00
Nicaragua		MultiConsult y Cia Ltda	Air quality management	56,000.00
Nicaragua		Trancis SA	Commercial facility rental	71,150.00
Nicaragua		Universidad Nacional de Ingenieria	Civil engineering	46,880.00
Nicaragua		Universidad Thomas More	Training and development	61,270.00
Nicaragua		Vanguard Security SA	Security systems services	61,620.00
Nicaragua		Zeas y Compania Limitada	Commercial construction	92,000.00
Niger		BEC SARL	Audit services	52,080.00
Niger		ETABLISSEMENT NIGER ENERGIE INGENIERIE	Energy conservation	157,360.00
Niger		ORANGE NIGER SA	Mobile communications servi	320,330.00
Niger		SNS - SOCIETE NIGERIENNE DE SECURITE	Handyman services	45,430.00
Nigeria		ABDULLAH BAYERO USMAN	Local Consultants-Technical	73,240.00
Nigeria		ABRAHAM COST ASSOCIATES	Civil engineering	51,590.00
Nigeria		ABUJA SHERATON HOTEL & TOWERS	Conference organizing servi	95,140.00
Nigeria		ALCONTROL UK LIMITED	Environmental information -provision of environmental analysis services to UNEP ogo	132,450.00
Nigeria		ALLIANCE FOR CREDIBLE ELECTIONS	Civil rights movement servi	148,670.00
Nigeria		ALLIANCE FOR CREDIBLE ELECTIONS	Learning - Contract Service	137,650.00
Nigeria		ANTHONY LAWANI	Building Maintenance & Repa	41,240.00
Nigeria		BDO MANAGEMENT CONSULTING LTD	Local Consultants-Technical	164,580.00
Nigeria		BEST WESTERN HOMVILLE HOTEL	Conference organizing servi	62,510.00
Nigeria		BILKISU YUSUF	Local Consultants-Technical	31,780.00
Nigeria		BOLINGO HOTEL	Conference organizing servi	93,420.00
Nigeria		BOLUWAI JACOB AKINAGBE	Local Consultants-Support	64,000.00
Nigeria		CELTIC GLOBAL ENTERPRISES	Installation	262,640.00
Nigeria		CENTRE FOR DEMOCRACY & DEVELOPMENT	Training	69,120.00
Nigeria		CENTRE FOR HUMAN DEVELOPMENT	Training - Upon completion of town hall meetings for women candidates; constitution c	34,820.00
Nigeria		CENTRE FOR HUMAN DEVELOPMENT	Training - Upon convening 3 meetings with 20 key political gatekeepers in each LGA	34,820.00
Nigeria		COFFEY INTERNATIONAL DEVELOPMENT LIMITED	Economic analysis	97,470.00

## Major contracts for services and works by UN organization

AGENCY			Contract Value
Location of Supplier	Name of Contractor	Description of Services	USD
<b>UNDP continued</b>			
Nigeria	COFFEY INTERNATIONAL DEVELOPMENT LIMITED	Intl Consultants-Technical	552,370.00
Nigeria	COLLINS UGOCHUKWU IBEKWE	Local Consultants-Support	63,830.00
Nigeria	EKO HOTEL LIMITED	Conference organizing servi	179,100.00
Nigeria	ENESHIOGBE TITUS MATHIAS	Local Consultants-Support	63,830.00
Nigeria	ERNEST IWUANYANWU EZEOHA	Local Consultants-Support	63,830.00
Nigeria	ERNST & YOUNG	Audit services	164,950.00
Nigeria	FEDERAL RADIO CORPORATION OF NIGERIA	Audio Visual Productions	37,260.00
Nigeria	GRAND HOTEL CONVENTION CENTRE & RESORT	Conference organizing servi	46,190.00
Nigeria	HOTEL PRESIDENTIAL PORT-HARCOURT	Conference organizing servi	56,880.00
Nigeria	IAL NIGERIA LIMITED	Moving Expenses	51,810.00
Nigeria	IBIDAPO OYEWOLE	Local Consultants-Technical	36,530.00
Nigeria	IGNATIUS CHUKWUBUIKE NWACHUKWU	Local Consultants-Support	76,590.00
Nigeria	IKECHUKWU IGNATIUS EZE	Local Consultants-Technical	40,270.00
Nigeria	INDEPENDENT NATIONAL ELECTORAL COMM	Educational Consulting	772,600.00
Nigeria	INTER-GENDER	Training - Upon completion of town hall meetings for women candidates; constitution c	35,120.00
Nigeria	INTER-GENDER	Training - Upon convening 3 meetings with 20 key political gatekeepers in each LGA	35,120.00
Nigeria	JULIUS BERGER NIGERIA PLC	Building Maintenance & Repa	703,860.00
Nigeria	JULIUS BERGER NIGERIA PLC	Building Maintenance & Repairs - for April 2012	334,690.00
Nigeria	JULIUS BERGER NIGERIA PLC	Building Maintenance & Repairs - for May 2012	389,960.00
Nigeria	JULIUS BERGER NIGERIA PLC	Building Maintenance & Repairs - for the month of January 2012.	328,310.00
Nigeria	KAYODE ROBERT IDOWU	Local Consultants-Technical	73,240.00
Nigeria	KIDS AND TEENS RESOURCE CENTRE	Educational Consulting	31,880.00
Nigeria	KIDS AND TEENS RESOURCE CENTRE	Learning - training of coun	63,040.00
Nigeria	KINGS GUARDS NIGERIA LIMITED	Security systems services	7,523,950.00
Nigeria	KINGS GUARDS NIGERIA LIMITED	Security systems services - Payment for February 2012.	737,500.00
Nigeria	KINGS GUARDS NIGERIA LIMITED	Security systems services - Payment to Kings Guards for the Month of January 2012.	724,700.00
Nigeria	LA PORCH HOTEL & SUITES	Conference organizing servi	82,210.00
Nigeria	LE MERIDIEN IBOM HOTEL & GOLF RESORT	Conference organizing servi	138,640.00
Nigeria	LEGAL AWARENESS FOR NIGERIAN WOMEN	Training -Payable upon completion of town hall meetings for women candidates; const	32,660.00
Nigeria	LEGAL AWARENESS FOR NIGERIAN WOMEN	Training -Payable upon convening 3 meetings with 20 key political gatekeepers in each	32,660.00
Nigeria	LOGIC SCIENCE LIMITED	Equipment Repair	34,350.00
Nigeria	LUKMAN JOEL MAGSON	Local Consultants-Support	63,630.00
Nigeria	MAGAJI BABURA MAHMOUD	Local Consultants-Technical	73,240.00
Nigeria	MANTRAC NIGERIA LIMITED	Equipment Repair	56,290.00
Nigeria	MINISTRY OF JUSTICE	Learning - training of coun	283,340.00
Nigeria	MMEZ ENGINEERING LTD.	Equipment Repair	32,410.00
Nigeria	MOHAMMED JUNA KUNA	Local Consultants-Technical	73,240.00
Nigeria	MSWITCH GLOBAL SERVICES LIMITED	System administration	34,550.00
Nigeria	NATIONAL HUMAN RIGHTS COMMISSION	Civil rights movement servi	75,190.00
Nigeria	NATIONAL HUMAN RIGHTS COMMISSION	Human right advocacy & defe	163,580.00
Nigeria	NATIONAL ORIENTATION AGENCY	Learning - Contract Service	238,850.00
Nigeria	NIGERIA CLEANING SERVICE LTD	Handyman services	1,135,620.00
Nigeria	NIGERIA CLEANING SERVICE LTD	Handyman services - GARDENING & LANDSCAPING	73,650.00
Nigeria	NIGERIA CLEANING SERVICE LTD	Handyman services - GARDENING & LANDSCAPING SERVICES FOR UN OFFICE	38,090.00
Nigeria	NIGERIA CLEANING SERVICE LTD	Handyman services - GARDENING & LANDSCAPING	36,820.00
Nigeria	NIGERIA CLEANING SERVICE LTD	Handyman services - Provision of Cleaning Services to the UN. February 2012	161,070.00
Nigeria	NIGERIA CLEANING SERVICE LTD	Handyman services - Provision of Cleaning Services to the UN. March 2012.	161,070.00
Nigeria	NIGERIA CLEANING SERVICE LTD	Handyman services for the month of April 2012	163,420.00
Nigeria	NIGERIA CLEANING SERVICE LTD	Handyman services for the month of June 2012	163,420.00
Nigeria	NIGERIA CLEANING SERVICE LTD	Handyman services for the month of May 2012	163,420.00
Nigeria	NIGERIA CLEANING SERVICE LTD	Handyman services -GARDENING & LANDSCAPING SERVICES FOR UN OFFICE L	38,090.00
Nigeria	NIGERIA CLEANING SERVICE LTD	Handyman services-GARDENING & LANDSCAPING SERVICES FOR UN OFFICE L	38,090.00
Nigeria	NIGERIA CLEANING SERVICE LTD	Handyman services-Provision of Cleaning Services to the UN. January 2012	161,070.00
Nigeria	NIGERIA CLEANING SERVICE LTD	Property management	37,590.00
Nigeria	NIGERIA CLEANING SERVICE LTD	Property management - Provision of Gardening & Landscaping Services - March 2012	42,900.00
Nigeria	NIGERIA CLEANING SERVICE LTD	Property management -Provision of Gardening & Landscaping Services - February 2012	42,900.00
Nigeria	NIGERIA CLEANING SERVICE LTD	Property management Provision of Gardening & Landscaping Services - January 2012	42,900.00
Nigeria	NIGERIA TELEVISION AUTHORITY	Mass communication services	64,410.00
Nigeria	NIGERIA TELEVISION AUTHORITY	Television services	33,610.00
Nigeria	NKECHI JOY AGOSA AH	Local Consultants-Support	802,590.00
Nigeria	NKECHI JOY AGOSA AH	Local Consultants-Technical	837,390.00
Nigeria	OATEC INDUSTRIES LIMITED	Building Maintenance & Repa	95,940.00
Nigeria	OBUDU RANCH HOTEL & RESORT	Conference organizing servi	119,750.00
Nigeria	OKEY IBEANU	Local Consultants-Technical	82,850.00
Nigeria	OKEZIE CHIMELA EZIMA	Local Consultants-Support	53,400.00
Nigeria	OLUSOLA TOLUWANIMI EPHRAIM-OLUWANUGA	Local Consultants-Support	560,050.00
Nigeria	OLUSOLA TOLUWANIMI EPHRAIM-OLUWANUGA	Local Consultants-Technical	380,470.00
Nigeria	PAUL NWABUIKWU	Local Consultants-Technical	83,390.00
Nigeria	PHILOMENA OMONEGHO AYAGHENA	Local Consultants-Support	87,050.00
Nigeria	REFORM OF GOVT.INSTITUTIONS	Learning - training of coun	229,280.00
Nigeria	RICHARD JACKSON AND SONS LIMITED	Local Consultants-Support	265,110.00
Nigeria	ROCKVIEW HOTELS	Conference organizing servi	116,880.00
Nigeria	ROY MSUGH-TER HINGIRYONGO	Local Consultants-Support	109,020.00
Nigeria	SHERATON HOTEL AND TOWERS	Conference organizing servi	32,640.00
Nigeria	SHOLLY-BAY ENTERPRISES	Security systems services	164,830.00
Nigeria	SYNERGY INTERNATIONAL SYSTEMS, Inc	Intl Consultants-Technical	259,060.00
Nigeria	THERESA DIKE	Local Consultants-Support	266,290.00
Nigeria	THERESA DIKE	Local Consultants-Technical	65,410.00
Nigeria	THOMPSON ODEKU	Local Consultants-Technical	164,940.00
Nigeria	TONNISON CONSULT W.A. LTD	Storage	149,650.00
Nigeria	TOYOTA GIBRALTER STOCKHOLDING LTD	Land Transport	99,160.00
Nigeria	TRANSCORP HILTON HOTEL ABUJA	Conference organizing servi	216,870.00
Nigeria	TRANSCORP HILTON HOTEL ABUJA	Hospitality-Special Events	34,530.00
Nigeria	TRANSITION MONITORING GROUP	Training	88,890.00
Nigeria	TRANSITION MONITORING GROUP	Training and development	90,540.00
Nigeria	TRIMM COMMUNICATIONS NIGERIA LIMITED	Audio Visual Productions	72,110.00
Nigeria	UNITED NATIONS CHILDREN FUND	Risk or hazard - Climate change risk assessment & impact	158,000.00
Nigeria	UNITED NATIONS CHILDREN FUND	Temporary admin. assistance	559,000.00
Nigeria	VODACOM BUSINESS AFRICA (NIGERIA) LTD	Internet services	390,000.00
Pakistan	AKHUNZADA FAZAL JAMIL & CO	Civil engineering	759,920.00
Pakistan	ALI BROTHERS	Civil engineering	66,510.00
Pakistan	APEX CONSULTING PAKISTAN	Methodology and analysis	181,920.00
Pakistan	AUTO SPOT	Vehicle repair	32,650.00
Pakistan	COGILENT SOLUTIONS (PVT) LIMITED	Software maintenance	42,260.00
Pakistan	COMSATS Internet Services	Internet services	51,800.00
Pakistan	Ernst & YOUNG FORD RHODES SIDAT HYDER	Audit services	53,880.00
Pakistan	Ernst & YOUNG FORD RHODES SIDAT HYDER	Management development	152,840.00
Pakistan	HADAF INTERNATIONAL	Civil engineering	600,970.00
Pakistan	HAJI PASHAM KHAN GOVT CONTRACTORS	Civil engineering	617,350.00
Pakistan	JMT COMPANY	Moving Expenses	35,460.00
Pakistan	INDUS VALLEY CONSTRUCTION	Civil engineering	194,790.00
Pakistan	ISLAMABAD MARRIOTT HOTEL	Conference organizing servi	34,660.00
Pakistan	KAYBEE CONSTRUCTOR	Civil engineering	428,560.00
Pakistan	KESTRAL SPD (PVT) LIMITED	Civil engineering	228,090.00
Pakistan	KPMG Taseer Hadi & Co.	Professional Services of Audi Firm for Audit of 18 ERF Projects.	39,390.00
Pakistan	KPMG Taseer Hadi & Co.	Professional Services of Audi Firm for Audit of 32 ERF Projects.	145,130.00
Pakistan	KPMG Taseer Hadi & Co.	Professional Services of Audi Firm for Auditing of 17 ERF Projects.	36,040.00
Pakistan	M/S HIDAYATULLAH & BROTHERS	Civil engineering	1,051,460.00
Pakistan	M/S MUHAMMAD AYUB KHAN	Civil engineering	651,910.00
Pakistan	M/S STANDARD ENGINEERING	Civil engineering	775,510.00
Pakistan	Mansour Khan	Apartment building	31,320.00
Pakistan	M-COMMUNICATIONS (PVT) LTD	Mass communication services	64,330.00
Pakistan	MUHAMMAD SALEEM BALOCH GOVT CONTRACTOR	Civil engineering	877,030.00

## Major contracts for services and works by UN organization

AGENCY	Location of Supplier	Name of Contractor	Description of Services	Contract Value USD
	<b>UNDP continued</b>			
	Pakistan	Noor Al Emaar	Civil engineering	111,680.00
	Pakistan	Oxford Policy Management LTD	Economic analysis	82,330.00
	Pakistan	PACIFIC MEDICARE LTD	Learning costs	239,760.00
	Pakistan	PEARL CONTINENTAL HOTEL, MUZAFFARABAD	Conference organizing servi	95,920.00
	Pakistan	PLANSON INTERNATIONAL CORPORATION	Moving Expenses	126,290.00
	Pakistan	Regal ENTERPRIZES	Civil engineering	203,140.00
	Pakistan	Saqib Naik	Commercial facility rental	55,200.00
	Pakistan	SATCOM SYSTEMS	Internet services	44,000.00
	Pakistan	Silla Emilia Ristimaki	Intl Consultants-Technical	34,280.00
	Pakistan	Socio Engeenering Consultants	Staff recruiting services	44,450.00
	Pakistan	Socio Engineering Consultants	Temporary admin. assistance	285,340.00
	Pakistan	Stimulus Private Limited	Learning costs	82,810.00
	Pakistan	STRONG FORCE PRIVATE LIMITED	Civil engineering	277,890.00
	Pakistan	SUPER SOFT COMPUTERS	Internet services	146,020.00
	Pakistan	SUSTAINABLE DEVELOPMENT POLICY INSTITUTE	Training	56,790.00
	Pakistan	TOURISM PROMOTION SERVICES PAKISTAN) LTD	Commercial facility rental	3,085,270.00
	Pakistan	TOURISM PROMOTION SERVICES PAKISTAN) LTD	Electric utilities	48,790.00
	Pakistan	TOYOTA ISLAMABAD MOTORS	Vehicle repair	139,760.00
	Pakistan	UNITED TYRE	Vehicle repair	43,610.00
	Pakistan	WACKENHUT PAKISTAN (PVT)LTD	Handyman services	33,190.00
	Pakistan	WACKENHUT PAKISTAN (PVT)LTD	Personal security to International Staff	43,940.00
	Pakistan	WACKENHUT PAKISTAN (PVT)LTD	Security systems services	764,010.00
	Pakistan	WFP PAKISTAN IMPREST ACCOUNT	Commercial facility rental	161,300.00
	Palestine (State of)	SK SOLAR TRADING & CONTRACTING COMPANY	Civil engineering	37,350.00
	Palestine (State of)	ABNA ALQUDS CLUB	Development assistance	35,000.00
	Palestine (State of)	ACHIM 6 CONTRACTING COMPANY	Balst Assessment	110,720.00
	Palestine (State of)	ACHIM 6 CONTRACTING COMPANY	Development assistance	37,960.00
	Palestine (State of)	AL AMJAD ARABIAN CO	Civil engineering	140,000.00
	Palestine (State of)	AL AMJAD ARABIAN CO	Civil engineering second payment	155,670.00
	Palestine (State of)	AL AMJOUR CONT. & INVESTMENT CO.	Construction of two water reservirs in Tulkerem	39,080.00
	Palestine (State of)	AL ASEEL COMPANY FOR CONTRACTING	Building Maintenance & Repa	68,120.00
	Palestine (State of)	AL ASEEL COMPANY FOR CONTRACTING	KFW V EDWARD SAID	117,730.00
	Palestine (State of)	AL ASEEL COMPANY FOR CONTRACTING	KFW V Edward Said Conservator Pay 4	91,100.00
	Palestine (State of)	AL ASHEQQA COMPANY FOR GENERAL CONTRACT	Building Maintenance & Repa	71,640.00
	Palestine (State of)	AL ASHEQQA COMPANY FOR GENERAL CONTRACT	KFW VII BEIT KAHLEH PAY 3	36,100.00
	Palestine (State of)	AL ASHEQQA COMPANY FOR GENERAL CONTRACT	KFW VII HALHOUL HEALTH CENTER FIRST PAYMENT	55,250.00
	Palestine (State of)	AL ASHEQQA COMPANY FOR GENERAL CONTRACT	KFW VII Halhou Health Center Second Payment	40,230.00
	Palestine (State of)	AL FERDAWS FOR ENGINEERING & CONT. COMP	Building Maintenance & Repa	38,500.00
	Palestine (State of)	AL FERDAWS FOR ENGINEERING & CONT. COMP	KFW VII VTC Yatta Second Payment	66,960.00
	Palestine (State of)	AL FERDAWS FOR ENGINEERING & CONT. COMP	KFW VII Yatta VTC First Payment	83,100.00
	Palestine (State of)	AL FERDAWS FOR ENGINEERING & CONT. COMP	KFW VII Yatta VTC Payment Three	52,350.00
	Palestine (State of)	AL JAWAD OFFICE FOR CONTRACTING	Building Maintenance & Repa	70,030.00
	Palestine (State of)	AL MADI AND AL BATRAN CONTRACTING COMP.	Road maintenance or repairs	1,738,700.00
	Palestine (State of)	AL MADI AND AL BATRAN CONTRACTING COMP.	Rural development services	775,630.00
	Palestine (State of)	AL MAYYAR FOR GENERAL CONTRACTING	KFW VII Al Janieh School First Payment	37,930.00
	Palestine (State of)	AL MUEZ LIDINALLAH RASHID FAHMI NASHASHI	Commercial facility rental	219,000.00
	Palestine (State of)	AL MUEZ LIDINALLAH RASHID FAHMI NASHASHI	Final payment Direct Contracting works OQR Building	70,000.00
	Palestine (State of)	AL MUEZ LIDINALLAH RASHID FAHMI NASHASHI	Leased Building rent for OQR.	73,000.00
	Palestine (State of)	AL MUEZ LIDINALLAH RASHID FAHMI NASHASHI	Rent	360,000.00
	Palestine (State of)	AL NASSER FOR CONTRACTING & INVESTMENT	KFW VII ANZA CENTER PAY 3	38,090.00
	Palestine (State of)	AL NASSER FOR CONTRACTING & INVESTMENT	KFW VII ANZA COMMUNITY CENTER FIRST PAYMENT	32,740.00
	Palestine (State of)	AL SORAGE LTD	Balst Assessment	33,270.00
	Palestine (State of)	AL SORAGE LTD	Balst Assessment Supply & Install of blast resistant mitigation	111,960.00
	Palestine (State of)	AL THABET FOR CONTRACTING COMPANY	KFW VII Deir Jareer Girls School Payment One	36,100.00
	Palestine (State of)	ALBAIAN CO. FOR TRADE INDUSTRY CO. L.T.D	New business start up Advic	118,800.00
	Palestine (State of)	AL-BAYAN MODERN CO FOR CONSTRUCTION &INV	Building Maintenance & Repa	39,310.00
	Palestine (State of)	AL-BAYAN MODERN CO FOR CONSTRUCTION &INV	Civil engineering	48,830.00
	Palestine (State of)	ALNASER ENG. & CONT. INST.	KFW VII Sons of Jericho Final Payment	52,220.00
	Palestine (State of)	ALNAYZAK ORG.FOR SUPPORTIVE EDU. & SCIEN	Development assistance	40,000.00
	Palestine (State of)	ALPHA INTERNATIONAL FOR RESEARCH POLLING	Publishing	43,000.00
	Palestine (State of)	ALPHA INTERNATIONAL FOR RESEARCH POLLING	Social development	38,610.00
	Palestine (State of)	AL-QASABAH FOR GENERAL CONTRACTING	Additional works / Boundary wall - Agro Industrial Pard Project.	88,920.00
	Palestine (State of)	AL-SADIQ AL-TAIEB ASSOCIATION	Development assistance	48,000.00
	Palestine (State of)	ALSAFWA BUILDING AND CONTRACTING COM.	KFW VII Friends School Final payment	31,980.00
	Palestine (State of)	ALSAFWA BUILDING AND CONTRACTING COM.	KFW VII FRIENDS SCHOOL PAY 2	60,510.00
	Palestine (State of)	ALTAIMA COMPANY FOR CONTRACTING	Civil engineering	134,400.00
	Palestine (State of)	AMERICAN COLONY HOTEL JERUSALEM	Hospitality-Special Events	58,280.00
	Palestine (State of)	ANASSE EL HASNAOUI	Intl Consultants - Support	84,380.00
	Palestine (State of)	ARAB CONTRACTING AND CONSTRUCTION COMP.	Building Maintenance & Repa	38,000.00
	Palestine (State of)	ARAB CONTRACTING AND CONSTRUCTION COMP.	Utility building constructi	62,640.00
	Palestine (State of)	ARAB HOTEL ASSOCIATION	Development assistance	40,000.00
	Palestine (State of)	ARMENIAN CATHOLIC PATRIARCHE	Civil engineering	33,020.00
	Palestine (State of)	ARROW COMPANY FOR MODERN TECHNOLOGY	Air quality management	76,800.00
	Palestine (State of)	AWAD SAMIR AWAD DUJABES	Local Consultants-Technical Special Advisor for the OQR	30,750.00
	Palestine (State of)	BCI	Software maintenance: Maintenance and Support Services for UN Routers on the VHF	192,150.00
	Palestine (State of)	BCI	Software maintenance: Maintenance and Support Services for UN Routers onto VHF	84,050.00
	Palestine (State of)	BCI	Telecommunication Services: Hosting of UN Routers onto VHF Towers	1,512,000.00
	Palestine (State of)	BIRZEIT UNIV.CENTRE FOR CONT. EDUCATION	Learning - training of coun	40,200.00
	Palestine (State of)	BIRZEIT UNIV.CENTRE FOR CONT. EDUCATION	Learning - training of coun	37,280.00
	Palestine (State of)	BIRZEIT UNIVERSITY - INSTITUTE OF LAW	Management development	285,850.00
	Palestine (State of)	BROTHERS CONTRACTING COMPANY	Civil engineering	1,057,630.00
	Palestine (State of)	BRUNEL UNIVERSITY	Adult education	46,350.00
	Palestine (State of)	BUILDING TECHNOLOGY CO	KFW VII AL MAQASSSED Hospital final Payment	34,830.00
	Palestine (State of)	BURHAN MOHTASEB FOR CONTRACTING	Building Maintenance & Repa	38,600.00
	Palestine (State of)	CENT.FOR ENVIRO. & CIVIL ENG. STUDIES	Conducting Geotechnical Investigations for Ramallah Courts Complex -Palace of Just	68,780.00
	Palestine (State of)	CENTER FOR WOMEN'S LEGAL RESEARCH & CONS	Temporary admin. assistance	31,200.00
	Palestine (State of)	CENTRAL ELECTIONS COMMISSION	Training	141,640.00
	Palestine (State of)	CONSEIL SANTE S.A.	Health programs: Technical Evaluation of the AFD Mental Health Project	51,430.00
	Palestine (State of)	COOL NET	Internet services	67,200.00
	Palestine (State of)	DANA GENERAL CONTRACTING	Building Maintenance & Repa	54,210.00
	Palestine (State of)	DANA GENERAL CONTRACTING	KFW VII YASOUF SCHOOL PAY 1	53,830.00
	Palestine (State of)	DE MONTFORT UNIVERSITY	Adult education	37,960.00
	Palestine (State of)	DELOITTE & TOUCHE	Audit services	31,200.00
	Palestine (State of)	DHV B.V.	Consultancy Services	119,180.00
	Palestine (State of)	DHV B.V.	Intl Consultants-Technical	223,460.00
	Palestine (State of)	DIRECTORATE OF EDUCATION JERUSALEM	Grants to Instit & other Be	30,000.00
	Palestine (State of)	EASTERN MEDITERRANEAN UNIVERSITY	Adult education	32,500.00
	Palestine (State of)	EASTWARD PALESTINIANS CO. LTD	KFW V AL Aqsa Road GAZA	73,910.00
	Palestine (State of)	EL QA'OD FOR GENERAL TRADING &CONTRACT	KFW V Deir Al Balah Main road GAZA	187,670.00
	Palestine (State of)	ELECTRO CO. FOR TRADE & CONTRACTING	Electric & electr. engineer	52,250.00
	Palestine (State of)	Emad ABU QTEISH	Civil engineering	320,110.00
	Palestine (State of)	Emad ABU QTEISH	VAT (Value Added Tax)	54,240.00
	Palestine (State of)	EMAD HASSOUNA & PARTNERS CO.	Civil engineering	92,000.00
	Palestine (State of)	ENGINEERING & MANAGEMENT CONSULTING CENT	Health screening & assessme	30,000.00
	Palestine (State of)	ENGINEERING BROTHERS FOR CONTRACTING	KFW V JWWTP PAY 10	119,250.00
	Palestine (State of)	ENGINEERING BROTHERS FOR CONTRACTING	KFW V JWWTP Payment 11	126,490.00
	Palestine (State of)	ENGINEERING CONTRACTING OFFICE	KFW VII Arab Women Society Final Paymet	67,210.00
	Palestine (State of)	ENGINEERING PROJECT CO	KFW V AL MADARES STEET GAZA	52,140.00
	Palestine (State of)	ERWIN MESKER	N/A	34,500.00
	Palestine (State of)	EXPLORA SECURITY LIMITED	Balst Assessment OQR Project Management & Certification Services	31,680.00
	Palestine (State of)	EYADCO CONTRACTING COMPANY	KFW VII Kufr Ain First Payment	35,530.00
	Palestine (State of)	FIRST TRADING AND CONTRACTING CO.	Civil engineering	287,980.00
	Palestine (State of)	FIRST TRADING AND CONTRACTING CO.	KFW V GAZA AL KARAMAH ROAD	79,090.00



## Major contracts for services and works by UN organization

AGENCY	Location of Supplier	Name of Contractor	Description of Services	Contract Value USD
	<b>UNDP continued</b>			
	Palestine (State of)	GAZA CULTURE AND DEVELOPMENT GROUP	Facilities management	30,000.00
	Palestine (State of)	GENERAL CONSULTING & TRAINING	Methodology and analysis	36,500.00
	Palestine (State of)	GENERAL CONSULTING & TRAINING	Social development	37,000.00
	Palestine (State of)	GREEN VALLEY FOR TRADING	Farm building construction	41,760.00
	Palestine (State of)	HEALTH WORK COMMITTEES	Development assistance	40,000.00
	Palestine (State of)	HILAL CONSTRUCTION COMPANY	Building Maintenance & Repa	34,400.00
	Palestine (State of)	HORIZON FOR ELECTRO MECHANICAL SUPPLIES	Construction of two water reservoirs in Qalqilia	45,050.00
	Palestine (State of)	HORIZON FOR ELECTRO MECHANICAL SUPPLIES	Farm building construction	56,860.00
	Palestine (State of)	IBRAHIM JAMIL FALTAS(MATRIX ENGINEERING)	Development assistance	49,950.00
	Palestine (State of)	INTER PARLIAMENTARY UNION	Temporary admin. assistance	156,970.00
	Palestine (State of)	INTERNATIONAL ELEVATORS GROUP	Civil engineering	66,080.00
	Palestine (State of)	IRFAN DEEB ABDUL-SALAM RISHEQ	Civil engineering	30,240.00
	Palestine (State of)	ISSA JAMIL ISSA FREIJ	Grants to Instit & other Be	36,850.00
	Palestine (State of)	IYAD AZEEZ MAYYALEH	KFW VII JALOUH CLASSROOMS FINAL PAY	55,560.00
	Palestine (State of)	JACIR PALACE INTERCONTINENTAL BETHLEHEM	Conference organizing servi	49,170.00
	Palestine (State of)	JAFAR ISSA FOR CONTRACTING	Civil engineering	96,450.00
	Palestine (State of)	JAFAR ISSA FOR CONTRACTING	KFW VII MAZARE' AL NOBANI PAY 3 & FINAL	62,070.00
	Palestine (State of)	JAGUM	N/A	30,140.00
	Palestine (State of)	JER. CENTER FOR SOCIAL & ECONOMIC RIGHTS	Development assistance	35,000.00
	Palestine (State of)	JOB CREATION PROGRAM	Governmental credit agence	730,000.00
	Palestine (State of)	JODA SON'S COMPANY FOR TRADING	Civil engineering	44,000.00
	Palestine (State of)	JUBAIL GENERAL CONTRACTING COMPANY	Building Maintenance & Repa	52,230.00
	Palestine (State of)	JUBAIL GENERAL CONTRACTING COMPANY	Finishing works for the MOI - Ramallah	53,240.00
	Palestine (State of)	KHALED BASEM IBRAHEEM HEJAZI	Grants to Instit & other Be	33,000.00
	Palestine (State of)	KIAN CO. FOR GENERAL TRADE	Electrical & Air Condition Works for Maternities and PHCC'S In Gaza Strip	132,190.00
	Palestine (State of)	Latin Patriarchate-Jerusalem	Civil engineering	748,990.00
	Palestine (State of)	MAHMOUD JEBREL RABAE	Civil engineering	78,660.00
	Palestine (State of)	MAJEDCO FOR TRAD. & GENER. CONTR.	KFW V Rehabilitation of Internal Roads - Rafah	62,190.00
	Palestine (State of)	MARTIN LUTHER CENTER FOR ELDERLY	Development assistance	40,000.00
	Palestine (State of)	MAYOTEX LTD	Vehicle repair as per the following:	65,840.00
	Palestine (State of)	MAYTHALOON PULIC CO FOR INVESTMENT	Building Maintenance & Repa	48,860.00
	Palestine (State of)	MAYTHALOON PULIC CO FOR INVESTMENT	KFW VII ATTARAH CLASSROOMS THIRD PAY	31,420.00
	Palestine (State of)	MAYTHALOON PULIC CO FOR INVESTMENT	KFW VII Maithaloun Club Second Payment	34,540.00
	Palestine (State of)	MEDICAL RELIEF SOCIETY	Development assistance	40,000.00
	Palestine (State of)	MINISTRY OF PLANNING	Methodology and analysis	30,000.00
	Palestine (State of)	MIRAGE ELECTROMECHANICAL CONTRACTING	KFW VII AL NAHDA CENTER FINAL PAYMENT	50,190.00
	Palestine (State of)	MOUNT OF OLIVES CLUB	Development assistance	37,600.00
	Palestine (State of)	MUHEEB BASEM IBRAHIM HEJAZI	Civil engineering	35,380.00
	Palestine (State of)	NANCY SUBOH NA'EEM SALHI	Civil engineering	34,720.00
	Palestine (State of)	NATIONAL INSURANCE CO. LTD	Life, health and accident	46,370.00
	Palestine (State of)	NIBRAS ALQUDS SOCIETY	Development assistance	47,800.00
	Palestine (State of)	NIHAD SHAHEEN AND PARTNER COMPANY	Commercial construction	37,550.00
	Palestine (State of)	NOVA- CENTRE PER A LA INNOVACIO SOCIAL	Social development	40,000.00
	Palestine (State of)	OHOOD MOHAMMAD ABDALLAH FAKHOURY	Civil engineering	35,200.00
	Palestine (State of)	OLD CITY YOUTH ASSOCIATION	Development assistance	39,920.00
	Palestine (State of)	ORANGE	Mobile communications servi	45,700.00
	Palestine (State of)	ORCHIDA ADVERTISING & PR	Communication Service	50,140.00
	Palestine (State of)	PAL. INITIATIVE FOR PROMOTION (MIFTAH)	Training	40,000.00
	Palestine (State of)	PALESTINIAN AGRICULTURAL RELIEF COMMITT	Local Consultants-Support	110,590.00
	Palestine (State of)	PALESTINIAN CENTRAL BUREAU OF STATISTICS	Publishing	66,240.00
	Palestine (State of)	PALESTINIAN HYDROLOGY GROUP	PHG Final payment - QC	56,930.00
	Palestine (State of)	PALESTINIAN HYDROLOGY GROUP	PHG- Japan & IDB final Pay.	99,290.00
	Palestine (State of)	PALESTINIAN HYDROLOGY GROUP	Training and development	31,280.00
	Palestine (State of)	RAWHEYA SALEH RABE' KARAKI	Grants to Instit & other Be	30,000.00
	Palestine (State of)	REDA ATTA ABBAS	Civil engineering	36,000.00
	Palestine (State of)	ROYAL HOLLOWAY AND BEDFORD NEW COLLEGE	Adult education	48,140.00
	Palestine (State of)	SABANA CONTRACTING	Building Maintenance & Repa	50,980.00
	Palestine (State of)	SAJIL CENTER FOR DEMOCRATIC RIGHTS	Social development	83,200.00
	Palestine (State of)	SALEM OFFICE FOR ENG. & CONT.	KFW VII BEITA Women Center Final Payment	32,510.00
	Palestine (State of)	SATARCO CO. FOR INDUSTRIAL TRADING	Handyman services	45,740.00
	Palestine (State of)	SERGIO GARCIA - ARCOS	Intl Consultants - Support	65,000.00
	Palestine (State of)	SPAFFORD CHILDREN'S CENTER	Development assistance	40,000.00
	Palestine (State of)	SUNRISE CONTRACTING ESTABLISHMENT	Civil engineering	47,770.00
	Palestine (State of)	SUNRISE CONTRACTING ESTABLISHMENT	Commercial construction- Multipurpose indoor sport hall in Ramallah - IBSA	102,520.00
	Palestine (State of)	TALA CONSTRUCTION	KFW VII construction of Abu Al Ghuzlan classrooms Pay 2	31,080.00
	Palestine (State of)	TAREK MOUSTAFA GENENA	Educational Consulting	154,550.00
	Palestine (State of)	TAWASUL	Training and development	90,940.00
	Palestine (State of)	TERENCE COLEMAN	Intl Consultants - Support	40,250.00
	Palestine (State of)	THE CARTER CENTER	Social development	203,000.00
	Palestine (State of)	THE UNIVERSITY OF SHEFFIELD	Adult education	39,500.00
	Palestine (State of)	UN ECONOMIC & SOCIAL COMMISSION FOR ASIA	Intl Consultants - Support	63,490.00
	Palestine (State of)	UN WOMEN	Staff recruiting services	62,000.00
	Palestine (State of)	UNITED NEW LAND INVESTMENTS LTD	Building Maintenance & Repa	62,780.00
	Palestine (State of)	UNITED NEW LAND INVESTMENTS LTD	KFW VII Iraq Borin Internal Roads Second Payment	98,360.00
	Palestine (State of)	WAF MAHMOUD AHMAD HASAN	Civil engineering	30,450.00
	Palestine (State of)	WAHDAN FOR ENGINEERING & CONSTRUCTION	KFW VII AL JADEERA SCHOOL PAY 1&2	58,990.00
	Palestine (State of)	WAHDAN FOR ENGINEERING & CONSTRUCTION	KFW VII Al Jadeera Third Payment	41,420.00
	Palestine (State of)	WALEED MOHAMMAD DIB	Civil engineering	76,540.00
	Palestine (State of)	WOMEN'S CENTER- SHU'FAT REFUGEE CAMP	Development assistance	60,000.00
	Palestine (State of)	YASER OMRAN ABDELHAFITH DKEIDEK	Grants to Instit & other Be	31,260.00
	Palestine (State of)	ZETA CO. CONTRACTING & PUBLIC UNDERTAKIN	Building Maintenance & Repa	74,450.00
	Palestine (State of)	ZETA CO. CONTRACTING & PUBLIC UNDERTAKIN	KFW VI AL KHOUDORI UNIVERSITY FIRST PAY	83,530.00
	Palestine (State of)	ZETA CO. CONTRACTING & PUBLIC UNDERTAKIN	KFW VI Khodori Univ Pay 2	101,010.00
	Panama	A 3. S.A.	Civil engineering	34,950.00
	Panama	A 3. S.A.	Urban development services	45,040.00
	Panama	A3-AIDICO, S.A.	Civil engineering	272,960.00
	Panama	ALFA OMEGA IMPRESORES	Printing	60,290.00
	Panama	ANA VICTORIA RIOS	Contrato IC-2012-00067 Consultor Gerente de Proyecto.	45,000.00
	Panama	ANA VICTORIA RIOS	Local Consultants-Support	45,000.00
	Panama	BTL EVENTOS Y PROMOCIONES	Advertising agency services	376,420.00
	Panama	CEPSA	Civil engineering	244,750.00
	Panama	CETI, S.A.	CETI Contrato 2011-00153 Pagos finales de contrato. SP 523, 524, 559, 546. Incluye	118,980.00
	Panama	CONSTRUCTORA PACIFICO ATLANTICO, S.A.	Home remodeling and repair	48,490.00
	Panama	CSA GROUP PANAMA INC.	Civil engineering	76,600.00
	Panama	CVM, LLC	Milestone 3- C2011-21 -S) Environmental advisory	40,000.00
	Panama	DELL MARKETING L.P. C/O DELL USA L.P.	Licensing Rights	38,190.00
	Panama	EUROLATIN HOSPITALITY CORP.	Conference organizing servi	32,080.00
	Panama	FACTOR GLOBAL INC.	Water quality management	274,350.00
	Panama	FLAVIO V. COMIM	Intl Consultants-Technical	58,000.00
	Panama	FUNDACION CIUDAD DEL SABER	Residential rental	542,140.00
	Panama	GOLDEN MUTUAL INVESTMENT CORP.	Pagos comida y Hospedaje workshop IPSAS Crown fact. 170948	35,630.00
	Panama	GOMEZ PATINO GOMEZ LTDA.	Civil engineering	934,300.00
	Panama	GRUPO HOWARD, S.A.	Forest resources conservati	224,100.00
	Panama	GRUPO PLAN B, S.A. DE C.V.	Communication Service	70,750.00
	Panama	HERCAL SUPPLIES, S.A.	Local Consultants-Technical	121,100.00
	Panama	INDRA SISTEMAS, S.A.	Pago correspondiente de la Oficina de Soporte por el periodo vencido a enero 2011 fa	55,950.00
	Panama	INDRA SISTEMAS, S.A.	System administration	913,340.00
	Panama	INMOBILIARIA STEHEVALI, SA	Real estate brokers or agen	32,540.00
	Panama	INVERSIONES CH INC	Civil engineering	33,210.00
	Panama	IPSOS APOYO OPINION Y MERCADO, S.A.	Intl Consultants-Technical	32,200.00
	Panama	IPSOS TMG PANAMA, S.A.	Rural development services	50,400.00
	Panama	KEN ELIAS CHEN GARCIA	Local Consultants-Technical	49,560.00
	Panama	LARIO, S.R.L.	Zdo. pago contra entrega producto final	40,070.00

## Major contracts for services and works by UN organization

AGENCY	Location of Supplier	Name of Contractor	Description of Services	Contract Value USD
<b>UNDP continued</b>				
Panama		MARCELO SERGIO BERGMAN	Honorarios por producto	30,000.00
Panama		MATERIALES JOSE MORENO Y CIA. S.A.	Civil engineering	150,880.00
Panama		MIRAFLORES DEVELOPMENT CORPORATION	Learning costs	41,680.00
Panama		PREFA SOLUTION CORP	Civil engineering	116,260.00
Panama		R. J. INVERSIONES, S.A.	Rural development services	112,890.00
Panama		RANDOM HOUSE MONDADORI, S.A.	Publishing	33,500.00
Panama		RODEIBA, S.A.	Civil engineering	606,690.00
Panama		RODEIBA, S.A.	Cuarto pago del veinte por ciento (20%)	134,820.00
Panama		RODEIBA, S.A.	Quinto pago del quince por ciento (15%)	101,120.00
Panama		RODEIBA, S.A.	Segundo pago del quince por ciento (15%)	101,120.00
Panama		RODEIBA, S.A.	Sexto pago del diez por ciento (10%)	67,410.00
Panama		RODEIBA, S.A.	Tercer pago del treinta por ciento (30%)	202,230.00
Panama		RODEIBA, S.A.	Un primer pago del diez por ciento (10%)	67,410.00
Panama		SEGURIDAD PERMANENTE Y PROTECCION, S.A.	Security systems services	54,600.00
Panama		SMART BUSINESS, INC. S.A.	Printing	71,800.00
Panama		STRATEGO COMMUNICATIONS INTERNATIONAL	Telecommunication Services	39,950.00
Panama		TELECARRIER	Internet services	48,020.00
Panama		THE LOUIS BERGER GROUP INC.	Water quality management	160,110.00
Panama		THE LOUIS BERGER GROUP INC.	Water quality management	134,740.00
Panama		TRANSCARIBE TRADING, S.A.	Water quality management	701,760.00
Panama		UNIMER, S.A.	Educational Consulting	35,350.00
Panama		VANDERBILT UNIVERSITY	1ER PAGO CONTRATO ENTREGA CUESTIONARIO APROBADO y comienzo de la	36,470.00
Panama		VANDERBILT UNIVERSITY	3ER PAGO ENTREGA DE DATOS COMPLETOS	91,160.00
Panama		VANDERBILT UNIVERSITY	N/A	54,700.00
Papua New Guinea		G4S SECURE SOLUTIONS PNG LTD	Security systems services	685,120.00
Papua New Guinea		G4S SECURE SOLUTIONS PNG LTD	VAT (Value Added Tax)	50,950.00
Papua New Guinea		L J HOOKER Port Moresby	Commercial facility rental	188,180.00
Papua New Guinea		L J HOOKER Port Moresby	VAT (Value Added Tax)	33,980.00
Papua New Guinea		LAMANA HOTEL	Hospitality-Special Events	53,370.00
Papua New Guinea		NATIONAL SATISTICS OFFICE	GRANT AGREEMENT-25%	49,750.00
Papua New Guinea		NATIONAL SATISTICS OFFICE	Grants to Instit & other Be	157,620.00
Papua New Guinea		PACIFIC MEDICARE LIMITED	Learning costs	38,260.00
Papua New Guinea		PNG Telikom Corporation	Telephone communications	47,580.00
Paraguay		ASESORA SRL	Contrato 011/2011 Consultoría para el fortalecimiento de Capacidades Organizativas y	44,000.00
Paraguay		CARLA CRISTINA CABALLERO LOPEZ	CI 040/2012 x 5 meses - Consultoria en Comunicación - S) Local Consultants-Technic	49,660.00
Paraguay		CARLOS ALBERTO PEREIRA OLMEDO	CI 063/2012 x 8 meses - Especialista para el Desarrollo de Reglamentos y Manuales	50,240.00
Paraguay		CONDOMINIO EDIFICIO FINANSUD	Residential rental	40,930.00
Paraguay		CONSORCIO AIS Y ASOCIADOS	3er Pago Diseño de una Política y Plan Nacional de Agua Potable y Saneamiento en p	56,710.00
Paraguay		CONSORCIO AIS Y ASOCIADOS	4to pago Diseño de una Política y Plan Nacional de Agua Potable y Saneamiento en p	56,710.00
Paraguay		CONSORCIO AIS Y ASOCIADOS	Contrato 10/2011 Diseño y Plan Nacional de Agua Potable y Saneamie	85,060.00
Paraguay		GESTION AMBIENTAL ASO SIN FINES DE LUCRO	CSP 109/2012 para la Elaboración de la Auditoria Social, participación ciudadana y re	32,360.00
Paraguay		MANPOWER PARAGUAY S.R.L.	Employment services	118,240.00
Paraguay		MANPOWER PARAGUAY S.R.L.	Servicio de Tercerización de RRHH correspondiente a Agosto 2012 E) Employment s	38,360.00
Paraguay		MANPOWER PARAGUAY S.R.L.	Servicio de Tercerización de RRHH correspondiente a Julio 2012 E) Employment ser	38,360.00
Paraguay		MANPOWER PARAGUAY S.R.L.	Servicio de Tercerización de RRHH correspondiente a Setiembre 2012 E) Employmer	38,360.00
Paraguay		MIGUEL ANGEL MANZI SANTOS	Int'l Consultants-Technical	41,600.00
Paraguay		MILDA M. RIVAROLA ESPINOZA	Local Consultants-Technical	44,710.00
Paraguay		MILENA ELIANA PEREIRA FUKUOKA	CI 041/2012 x 11 meses - Coordinadora del Equipo técnico de la ENEP - E) Local Cor	317,790.00
Paraguay		PROSEGUR PARAGUAY SA	Handyman services	79,580.00
Paraguay		THYSSENKRUPP ELEVADORES S.R.L.	Building Maintenance & Repa	180,330.00
Peru		AC PUBLICA S.A.C.	Methodology and analysis	64,380.00
Peru		CESAR FELIPE BARRAZA RODRIGUEZ	Civil engineering	64,750.00
Peru		CORP MACAM CONTRATISTAS GENERALES S.A.C.	Civil engineering	60,790.00
Peru		ECORESSOURCES CARBONO S.A.C.	2nd pymt SUB-2012-003	34,000.00
Peru		ECORESSOURCES CARBONO S.A.C.	Third pymt SUB-2012-003	34,000.00
Peru		SODIMAC PERU SA	Civil engineering	41,230.00
Philippines		CEST, INCORPORATED	Training	237,570.00
Philippines		DOTC-TELOF	Security systems services	626,580.00
Philippines		EASTERN TELECOM	Internet services	57,280.00
Philippines		GLOBE TELECOM	Mobile communications servi	53,540.00
Philippines		HAMLIN ITURRALDE CORP	Communication Service	50,220.00
Philippines		INNOVE COMMUNICATIONS, INC.	Internet services	34,280.00
Philippines		INNOVE COMMUNICATIONS, INC.	Telecommunication Services	243,670.00
Philippines		ISS FACILITY SERVICES PHILIPPINES	Handyman services	222,910.00
Philippines		ISS FACILITY SERVICES PHILIPPINES	Handyman services	194,780.00
Philippines		MACROKIOSK PHILIPPINES,INC	Email and messaging service	49,930.00
Philippines		PACIFIC RIM INNOVATION AND MANAGEMENT	Environmental information	30,730.00
Philippines		POYRY IDP CONSULT, INC	Educational Consulting	93,780.00
Philippines		POYRY IDP CONSULT, INC	Training and development	48,210.00
Philippines		RCBC REALTY CORPORATION	Commercial facility rental	6,458,030.00
Philippines		RCBC REALTY CORPORATION	Commercial facility rental	4,663,340.00
Philippines		RCBC REALTY CORPORATION	Electric & electr. engineering	56,030.00
Philippines		RCBC REALTY CORPORATION	Electric utilities	186,360.00
Philippines		RCBC REALTY CORPORATION	Electric utilities	105,170.00
Philippines		RCBC REALTY CORPORATION	Oil and gas utilities	123,080.00
Philippines		RCBC REALTY CORPORATION	Water and sewer utilities	82,030.00
Philippines		RCBC REALTY CORPORATION	Water and sewer utilities	31,960.00
Philippines		SHOOTERS SECURITY SERVICES	Security Services	105,010.00
Philippines		SHOOTERS SECURITY SERVICES	Security systems services	402,480.00
Philippines		SHOOTERS SECURITY SERVICES	Security systems services	349,020.00
Philippines		SMART GARD SECURITY SERVICES	Security systems services	433,220.00
Philippines		SMART GARD SECURITY SERVICES	Security systems services	39,820.00
Philippines		SWN COMMUNICATIONS INC.	Email and messaging service	103,880.00
Philippines		YUTIAM HARDWARE CO. INC.	Security systems services	34,800.00
Romania		ADD MEDIA COMMUNICATION	Audio Visual Productions	38,120.00
Romania		ADD MEDIA COMMUNICATION	Printing	37,060.00
Romania		BORDEI MARILENA CRISTINA PFA	Local Consultants-Technical	36,040.00
Romania		NEXT ADVERTISING SRL	Advertising agency services	138,780.00
Romania		PERFECT TOUR SRL	Learning - training of coun	87,170.00
Romania		World Tourism Organization	Int'l Consultants-Technical	57,600.00
Russian Federation		CNIIPromzdanij	3 instalment	32,340.00
Russian Federation		INNOVATIONNIE TECHNOLOGII ENERGOSBEREZH	Electric & electr. engineer	75,590.00
Russian Federation		MICHAILOV AND PARTNERS CJSC	3 instalment	31,990.00
Russian Federation		STRELA PRIVATE SECURITY COMPANY	Security systems services	56,930.00
Russian Federation		VOLZHSKY INSITUTE OF HUMANITIES (BRANCH)	Civil engineering	46,560.00
Russian Federation		WORLD HEALTH ORGANIZATION	Residential rental	190,840.00
Rwanda		ALPHA OUSMANE DIALLO	Int'l Consultants - Support	100,000.00
Rwanda		ALPHA OUSMANE DIALLO	Local Consultants-Support	100,000.00
Rwanda		ECOMENYA	Water and sewer utilities	95,830.00
Rwanda		HOTEL DES MILLES COLLINES	Accommodation : 45 Single standard roomspcr 9 days including american breakfast ,	70,170.00
Rwanda		HOTEL DES MILLES COLLINES	VAT (Value Added Tax)	33,880.00
Rwanda		HOTEL GORILLAS	Conference organizing servi	50,420.00
Rwanda		KIGALI SERENA HOTEL	Conference organizing servi	62,680.00
Rwanda		KIGALI SERENA HOTEL	Differeents standards room as per the group book agreement	90,890.00
Rwanda		LEMIGO HOTEL	Conference organizing servi	34,400.00
Rwanda		NORDIC CONSULTING GROUP A/S	Int'l Consultants - Support	43,150.00
Rwanda		PRICEWATERHOUSECOOPERS	Local Consultants-Support	142,990.00
Rwanda		SEGATARAMA ABDUL	Local Consultants-Support	44,540.00
Rwanda		SEGATARAMA ABDUL	Local Consultants-Support	40,480.00
Rwanda		Soriano Sevilla Clarence	Int'l Consultants - Support	47,730.00
Rwanda		TETRALINK TAYLOR&ASSOCIATES EAST AFRICA	Management development	30,800.00
Rwanda		TIMOTEO CAETANO FERREIRA	Int'l Consultants-Technical	33,000.00
Rwanda		UNITED NATIONS OFFICE AT NAIROBI	Printing	31,120.00



## Major contracts for services and works by UN organization

AGENCY			Contract Value
Location of Supplier	Name of Contractor	Description of Services	USD
<b>UNDP continued</b>			
Rwanda	William Paton	Intl Consultants - Support	37,580.00
Samoa	ERNST & YOUNG	Audit services	39,100.00
Samoa	Government of Samoa	EJ Small Grants (= \$50,000)	40,000.00
Sao Tome and Principe	LUFTEC-TECNICAS ELECTRICAS.LDA	Electrical power transmissi	84,630.00
Saudia Arabia	almajal G4S Security Services	Building Maintenance & Repa	460,800.00
Saudia Arabia	almajal G4S Security Services	Security systems services	38,240.00
Saudia Arabia	Electro Saudi Services LTD.	Building Maintenance & Repa	30,300.00
Saudia Arabia	MENTOR FZ LLC	Training	42,970.00
Senegal	Demba Fall Diop	Intl Consultants-Technical	31,990.00
Senegal	DIGI-CAO	Decompte entreprise numéro 1	43,100.00
Senegal	KING FAHD PALACE HOTEL	Conferece organizing servi	96,940.00
Senegal	KING FAHD PALACE HOTEL	Meeting facilities	42,190.00
Senegal	KING FAHD PALACE HOTEL	SJ Conference services	102,210.00
Senegal	KPMG AUDIT SENEGAL	Audit services	47,470.00
Senegal	KPMG AUDIT SENEGAL	Local Consultants-Support	34,850.00
Senegal	SCI - WOLLE S.A.	Residential rental	599,880.00
Senegal	Ste Senegalaise de Constr.Travaux Public	Civil engineering	313,930.00
Serbia	Ambasadori zivotne sredine - ENVIRONMENT	Environmental information	64,240.00
Serbia	Belgrade Fund for Political Excellence	Training	47,280.00
Serbia	Centar za Razvoj Jablan i Pcinjsk okruga	Public administration servi	40,000.00
Serbia	covi	Urban development planning	55,000.00
Serbia	Danube Competence Centre	Rural development services	30,830.00
Serbia	E4TECH UK LTD	Environmental advisory	64,500.00
Serbia	Fakultet za medije i komunikacije	Development assistance	60,000.00
Serbia	Ljiljana Obrenovic	Commercial facility rental	37,040.00
Serbia	MIROSS Travel Agency	Conferece organizing servi	32,520.00
Serbia	MIROSS Travel Agency	Conferece organizing servi ConfGFPMMSEESACskopjeHTL081012	34,260.00
Serbia	Orange studio doo	Air quality management	56,240.00
Serbia	Orange studio doo	Urban development planning	42,600.00
Serbia	PARQUE EXPO 98. S.A.	Air quality management	144,950.00
Serbia	POLYECO SA	Chemical engineering	133,650.00
Sierra Leone	ADEL MULLAH	Residential rental	109,630.00
Sierra Leone	AFRICAN FOUNDATION FOR DEV. S/LEONE	New business start up Advic	76,740.00
Sierra Leone	AfriCore (Pty) Ltd	Intl Consultants-Technical	37,500.00
Sierra Leone	CAMPUS VIEW LODGE	Meeting facilities	31,670.00
Sierra Leone	ERNST & YOUNG GHANA	Audit services	47,000.00
Sierra Leone	Face Technologies (Pty) Ltd	Intl Consultants-Technical	439,570.00
Sierra Leone	fatbie enterprise	Utility building constructi	35,430.00
Sierra Leone	HOPE SIERRA LEONE	Social development	78,060.00
Sierra Leone	HOPE SIERRA LEONE	Training	87,400.00
Sierra Leone	INSIGHT TECHNOLOGIES LTD	IT Installation	34,870.00
Sierra Leone	LULOTE BMEP	Learning - training of coun	37,500.00
Sierra Leone	MASS INVESTMENT	Vehicle rental	63,830.00
Sierra Leone	REJOICE CATERING ENTERPRISES	Cafeteria services	52,680.00
Sierra Leone	REN-FORM CC	Air freight delivery for Group 1	235,000.00
Sierra Leone	REN-FORM CC	Air freight delivery for Group 2	320,000.00
Sierra Leone	REN-FORM CC	Freight forwarders services	239,000.00
Sierra Leone	RESTLESS DEVELOPMENT	Training	97,720.00
Sierra Leone	ROKEL COMMERCIAL BANK	Conferece organizing servi	54,500.00
Sierra Leone	ROKEL COMMERCIAL BANK	Learning costs	122,840.00
Sierra Leone	ROKEL COMMERCIAL BANK	Learning costs	55,580.00
Sierra Leone	SIERRA LINX GENERAL SERVICES (SL) LTD.	IT Installation	46,740.00
Sierra Leone	YEANE ENTERPRISES	Cafeteria services	42,880.00
Sierra Leone	ZETES INDUSTRIES	Cost of DAT Freetown Airport Delivery 1 (Voter Cards)	227,060.00
Sierra Leone	ZETES INDUSTRIES	Cost of DAT Freetown Airport Delivery 2 (Voter Cards)	32,940.00
Slovak Republic	AENOR	Intl Consultants - Support	105,620.00
Slovak Republic	AENOR	Intl Consultants-Technical	146,030.00
Slovak Republic	Alliancia Fair Play	Training and development	31,250.00
Slovak Republic	Ceska spolecnost AIDS pomoc	Conferece organizing servi	102,900.00
Slovak Republic	IBRD World Bank	Intl Consultants-Technical	152,700.00
Slovak Republic	Internat. Development Law Organization	Intl Consultants-Technical	164,910.00
Slovak Republic	KPMG Slovensko, s.r.o.	Audit services	70,050.00
Slovak Republic	M.E.S.A. 10 Consulting Group, s.r.o.	Training	30,640.00
Slovak Republic	M.E.S.A. 10, o.z.	Training	36,560.00
Slovak Republic	Masaryk Univ. Faculty of Science.RECETOX	Conferece organizing servi	54,270.00
Slovak Republic	MEPCO, I. I. c.	Conferece organizing servi	56,040.00
Slovak Republic	Moore Stephens LLP	Audit services	79,360.00
Slovak Republic	T.G. Masaryk Water Research Institute	Conferece organizing servi	52,630.00
Slovak Republic	Univerzita Karlova v Praze	Conferece organizing servi	40,000.00
Slovak Republic	VALEUR, s.r.o.	Printing	38,800.00
Slovak Republic	Vodni zdroje, a.s.	Conferece organizing servi	60,670.00
Somalia	ABDINASIR MOHAMED DALMAR	Security systems services	223,290.00
Somalia	ABDIRISAK AHMED DALMAR	Management support services	49,200.00
Somalia	ABDIRISAK AHMED DALMAR	Security Services	182,690.00
Somalia	ACCESS KENYA	Internet services	111,610.00
Somalia	ADVANCED TECHNOLOGY SYSTEMS-IRAQ LLC	Training	81,670.00
Somalia	APOLLO TOURS & TRAVELS LTD	Land Transport	41,790.00
Somalia	AUA INDUSTRIA LIMITED	Security systems services	39,350.00
Somalia	AUDITOR GENERAL	Learning - training of coun	33,800.00
Somalia	BBC MEDIA ACTION	Aids prevention or control	330,700.00
Somalia	BILAL CONSTRUCTION & TRADING COMPANY	Commercial construction	31,530.00
Somalia	BILL BROOKMAN FOUNDATION	Training	47,010.00
Somalia	CAMCO ADVISORY SERVICES KENYA	Civil engineering	99,100.00
Somalia	CHINYELUMUGO OKOH	Intl Consultants-Technical	38,150.00
Somalia	CIVIL SERVICE INSTITUTE SOMALILAND	Learning - training of coun	49,810.00
Somalia	COALITION FOR GRASSROOTS WOMEN ORG.	Social development	42,820.00
Somalia	CROWN SERVICE CO.	Handyman services	31,390.00
Somalia	CTG GLOBAL LIMITED	Intl Consultants-Technical	96,800.00
Somalia	CTG GLOBAL LIMITED	Local Consultants-Support	45,000.00
Somalia	CTG GLOBAL LIMITED	Local Consultants-Technical	52,850.00
Somalia	CTG GLOBAL LIMITED	Police services	45,350.00
Somalia	DANIMEX COMMUNICATION LTD	Moving Expenses	32,160.00
Somalia	DEQSAN GENERAL TRADING & CONTRACTING CO	Civil engineering	61,750.00
Somalia	DELTA PARTNERSHIP SOLUTIONS LIMITED	Training	91,740.00
Somalia	EXMED UK LTD	Health administration servi	136,350.00
Somalia	EXMED UK LTD	Healthcare providers	954,420.00
Somalia	EXMED UK LTD	Healthcare providers	545,380.00
Somalia	FAIZA ABDALLA MOHAMED	Commercial facility rental	684,000.00
Somalia	G4S SECURITY SERVICES KENYA LIMITED	Security Services	90,380.00
Somalia	G4S SECURITY SERVICES KENYA LIMITED	Security systems services	31,740.00
Somalia	GEOPLICITY INC	Regional development	41,970.00
Somalia	GEOPLICITY INC	Regional development servic	237,840.00
Somalia	GLEN EDMUNDS PERFORMANCE DRIVING SCHOOL	Learning costs	49,960.00
Somalia	GLOBAL AIRLIFT LIMITED	Moving Expenses	30,670.00
Somalia	HARGEISA UNIVERSITY	Training and development	183,770.00
Somalia	HMT INSURANCE BROKERS LTD	Life, health and accident	59,850.00
Somalia	HUMAN RECOGNITION SYSTEMS LIMITED	Production planning & contr	36,370.00
Somalia	HUMANITARIAN PEACE SUPPORT SCHOOL	Conferece organizing servi	87,120.00
Somalia	IAG INTERNATIONAL CO.LLC	Land Transport	38,810.00
Somalia	IDAAN CONSULTING INC	Language interpretation	65,760.00
Somalia	INDEPENDENT FEDERAL CONSTITUTION COMMISS	Political officials	101,930.00
Somalia	INTERMEDIA DEVELOPMENT CONSULTANTS LTD	Regional development servic	296,410.00
Somalia	INTERNATIONAL PEACE SUPPORT TRAINING CEN	Conferece organizing servi	154,770.00

## Major contracts for services and works by UN organization

AGENCY			Contract Value
Location of Supplier	Name of Contractor	Description of Services	USD
UNDP continued			
Somalia	INTERSAT AFRICA LTD	Internet services	133,550.00
Somalia	JAPAN CENTER FOR CONFLICT PREVENTION	Training	65,780.00
Somalia	KENYA POWER & LIGHTING Co. Ltd	Electric utilities	47,430.00
Somalia	KUEHNE+NAGEL LTD	Shipment (Relocation)	71,370.00
Somalia	KUEHNE+NAGEL LTD	Shipment (Relocation)	37,450.00
Somalia	LILLA SCHUMICKY	Intl Consultants-Technical	34,200.00
Somalia	MAX PLANCK INSTITUTE FOR COMPARATIVE PUB	Public administration servi	36,560.00
Somalia	MECHEM (PTY) LTD	Commercial facility rental	81,890.00
Somalia	MECHEM (PTY) LTD	Handyman services	275,270.00
Somalia	MECHEM (PTY) LTD	Management support services	730,020.00
Somalia	MINISTRY OF EDUCATION/HARGEISA TECHNICAL	Social development	34,320.00
Somalia	MINISTRY OF INTERIOR	Methodology and analysis	53,260.00
Somalia	MINISTRY OF INTERIOR	Police services	222,430.00
Somalia	MINISTRY OF INTERIOR	Social development	49,870.00
Somalia	MINISTRY OF INTERIOR	Training	47,050.00
Somalia	MINISTRY OF INTERIOR	Travel agency services	157,500.00
Somalia	MINISTRY OF INTERIOR OF TFG	Bank Charges	149,030.00
Somalia	MINISTRY OF INTERIOR OF TFG	Police services	2,237,450.00
Somalia	MINISTRY OF JUSTICE SOMALILAND	Training and development	50,270.00
Somalia	MINISTRY OF LABOUR AND SOCIAL AFFAIRS	Conference organizing servi	39,100.00
Somalia	MINISTRY OF NATIONAL PLANNING & COORDIN	Learning - training of coun	58,800.00
Somalia	MINISTRY OF SECURITY, PUNTLAND	Claims and Adjustments	63,690.00
Somalia	Mohamed Abdi Omer	Electric utilities	348,590.00
Somalia	MULTIPLE SERVICE PRINTING CENTER	Printing	47,050.00
Somalia	NEW WAAMO	Security systems services	121,820.00
Somalia	NEW WAAMO	Security systems services	57,590.00
Somalia	NUR HASSAN IMAN	Commercial facility rental	180,000.00
Somalia	NUR HASSAN IMAN	Security systems services	201,470.00
Somalia	OBSERVATORY OF CONFLICT AND VIOLENCE PRE	Training	97,500.00
Somalia	ON COURSE CONSULTANCY LIMITED	Intl Consultants-Technical	38,800.00
Somalia	PARAPET CLEANING SERVICE	Handyman services	129,550.00
Somalia	PHYSICAL RISK SOLUTIONS	Security Services	105,490.00
Somalia	PHYSICAL RISK SOLUTIONS	Security systems services	208,970.00
Somalia	Professional BLG Co.	Commercial construction	165,650.00
Somalia	Professional BLG Co.	Security systems services	89,620.00
Somalia	PUNTLAND STATE UNIVERSITY	Training and development	39,730.00
Somalia	QARDHO ELECTRICITY POWER STATION	Commercial construction	83,580.00
Somalia	Risk Management Initiatives	EJ Personal Security Measures	33,000.00
Somalia	Risk Management Initiatives	Security systems services	54,900.00
Somalia	SAFARICOM LTD	Internet services	33,660.00
Somalia	SAFARICOM LTD	Mobile communications servi	103,060.00
Somalia	Sight And Sound Computers Ltd	Telecommunication Services	69,000.00
Somalia	SOMALI ENERGY CO	Electric utilities	98,930.00
Somalia	SOMALI WOMEN DEVELOPMENT CENTRE	Social development	32,700.00
Somalia	SOMALI YOUTH DEVELOPMENT NETWORK *SOYDEN	Social development	85,180.00
Somalia	SOMALILAND LAWYER'S ASSOCIATION	Court system	57,180.00
Somalia	SOMALILAND LAWYER'S ASSOCIATION	Training and development	114,360.00
Somalia	SOMALILAND WOMEN LAWYERS ASSOCIATION	Court system	34,150.00
Somalia	SOUTH CENTRAL AIDS COMMISSION	Aids prevention or control	36,550.00
Somalia	SPACE ENGINEERING LTD	Internet services	58,090.00
Somalia	SPRINGETTE PROPERTIES LIMITED	Commercial facility rental	490,780.00
Somalia	SUPACOSM PRODUCTION LIMITED	Water and sewer utilities	48,750.00
Somalia	TELKOM KENYA LTD	Internet services	33,720.00
Somalia	TERREE SOLIDALI	Regional development serv	216,000.00
Somalia	THE UN WORLD FOOD PROGRAMME	Freight forwarders services	88,590.00
Somalia	UNHCR SOMALIA	Residential rental	89,230.00
Somalia	UNON	Printing	206,600.00
Somalia	WAYA ARAG CONSTRUCTION COMPANY	Commercial construction	43,190.00
South Africa	ADT SECURITY	Security Services	74,610.00
South Africa	ADT SECURITY	Security systems services	48,750.00
South Africa	AFRICA GOVERNANCE INSTITUTE	Training	66,040.00
South Africa	BIDVEST MAGNUM	SJ Security Services -Oct 2012	30,610.00
South Africa	BIDVEST MAGNUM	SJ Security Services-Aug 2012	30,610.00
South Africa	BLANDFORD CONSULTING	Intl Consultants-Technical	40,600.00
South Africa	CATHERINE JENNIFER GRANT	Local Consultants-Support	38,870.00
South Africa	CENTURION LAKE HOTEL	Conference organizing servi	54,750.00
South Africa	CMC GLOBAL CONSULTING	Internet services	73,200.00
South Africa	DEVELOPMENT BANK OF SOUTHERN AFRICA	Grants to Instit & other Be	142,070.00
South Africa	DEVELOPMENT BANK OF SOUTHERN AFRICA	Joint Programming Expenditu	218,370.00
South Africa	DEVELOPMENT BANK OF SOUTHERN AFRICA	SJ Grants - APRM	75,800.00
South Africa	ENDEVA UG	Communication Service	99,900.00
South Africa	FAIRCITY QUATERMAIN & FALSTAFF	Conference organizing servi	59,990.00
South Africa	GHANA CENTER FOR DEMOCRATIC DEVELOPMENT	Information centers	31,050.00
South Africa	HEALTH & DEVELOPMENT AFRICA	Local Consultants-Technical	31,000.00
South Africa	HOLIDAY INN SANDTON	Conference organizing servi	35,560.00
South Africa	Imani Development International Limited	Communication Service	54,300.00
South Africa	InCA LTD	Intl Consultants-Technical	121,760.00
South Africa	INDABA HOTEL	Conference organizing servi	31,480.00
South Africa	INTERNET SOLUTIONS PTY LTD	Internet services	30,550.00
South Africa	INTERPARK	Residential rental	48,530.00
South Africa	KIEVITS KROON	Conference organizing servi	66,210.00
South Africa	PAMUZINDA PRODUCTIONS	Conference organizing servi	35,000.00
South Africa	PAN-AFRICAN PARLIAMENT	Conference organizing servi	50,000.00
South Africa	PAN-AFRICAN PARLIAMENT	Grants to Instit & other Be	31,690.00
South Africa	PAN-AFRICAN PARLIAMENT	Learning - training of coun	130,910.00
South Africa	RMB PROPERTIES	Commercial facility rental	661,680.00
South Africa	RMB PROPERTIES	Property management	76,130.00
South Africa	RMB PROPERTIES	Residential rental	30,750.00
South Africa	RMB PROPERTIES	VAT (Value Added Tax)	91,910.00
South Africa	RMB PROPERTIES	VAT (Value Added Tax)	40,420.00
South Africa	RMB PROPERTIES	Water and sewer utilities	73,430.00
South Africa	Royal Tropical Institute	Intl Consultants-Technical	70,400.00
South Africa	STALLION SECURITY	Security systems services	334,990.00
South Africa	SYNERGY INTERNATIONAL SYSTEMS	Intl Consultants-Technical	180,950.00
South Africa	UNECA	Local Consultants-Support	50,000.00
South Africa	UPPER EAST SIDE (PTY) LTD.	SJ Conference services	87,640.00
South Africa	VODACOM SERVICE PROVIDER	Mobile communications servi	94,340.00
South Sudan	AFGAD CONSTRUCTION PVT. LTD. CO.	Building Maintenance & Repa	150,530.00
South Sudan	AL GHURAIR PRINTING & PUBLISHING HOUSE	Popo T shirt Print and back print, six color , print front and back print, message with p	125,000.00
South Sudan	AMEX EXPORT-IMPORT GMBH	Freight Charges	155,780.00
South Sudan	AMOO HOLDINGS INTERNATIONAL LTD	Land Transport	72,720.00
South Sudan	BLACK STARS INVESTMENT GROUP CO LTD	Commercial construction	196,320.00
South Sudan	CAT CONTRACTING & TRADING CO. LTD.	Installation	201,290.00
South Sudan	CICCI APS	Freight cost Denmark -Juba	42,610.00
South Sudan	CICCI APS	Radio services(6 transmitter containers)	173,790.00
South Sudan	CONCRETE WORLD FOR CONSTRUCTION CO.LTD	Prefab accommodation units	88,140.00
South Sudan	CONCRETE WORLD FOR CONSTRUCTION CO.LTD	Procurement of 8 Prefabricated Containers for Field Office Operations	117,520.00
South Sudan	DAN/OFFICE LTD	HP P2000 G3 FC Dual Controller MSA LFF Product No. (1- AP845A, 2-AJ835A, 3-AP	41,980.00
South Sudan	DUNDEX NETWORK	Consultants Fees for Senior Advisor on the South Sudan Development Plan.	47,780.00
South Sudan	DUNDEX NETWORK	Intl Consultants-Technical	40,000.00
South Sudan	EBCOM LIMITED	Freight and Insurance Charges	40,250.00
South Sudan	EMERGING MARKETS COMMUNICATIONS, LLC.	Internet services	69,280.00
South Sudan	Ernst & Young	Audit fees charged to South Sudan Recovery Fund	59,200.00

## Major contracts for services and works by UN organization

AGENCY	Location of Supplier	Name of Contractor	Description of Services	Contract Value USD
	<b>UNDP continued</b>			
South Sudan		Ernst & Young	Audit fees charged to Global Fund - Round 1	69,940.00
South Sudan		FAFO AIS	Intl Consultants-Technical	32,170.00
South Sudan		FEDCOMAN	Tyres for GF project	38,500.00
South Sudan		GAMO ENGINEERING CO LTD	Building Maintenance & Repa	258,180.00
South Sudan		Gasco Limited	80% payment of the total contract amount (excluding contingency)	43,680.00
South Sudan		GROUND WATER CONSULTANT SERVICES LTD	Installation	76,740.00
South Sudan		HEADLINKS GENERAL TRADING LLC	Hesco bags for Aweil UNDP Field Office (600 qty)	59,700.00
South Sudan		HEADLINKS GENERAL TRADING LLC	Hesco bags for Wau UNDP Field Office (600 qty)	59,700.00
South Sudan		HOTEL AFRICANA	Catering and Accommodation for State budget workshop in Wau	34,310.00
South Sudan		Inner Power Ltd	Supply and Installation of a Transformer and Generator repairs	268,110.00
South Sudan		INTEGRATED CONSULTING SERVICES LTD	Upon satisfactory completion of the Drivers Training Courses and acceptance of Repa	30,330.00
South Sudan		JUBA BRIDGE HOTEL	Hospitality-Special Events	38,530.00
South Sudan		JUBA GRAND HOTEL	Conference organizing servi	32,740.00
South Sudan		JUBA REGENCY HOTEL	Conference organizing servi	48,330.00
South Sudan		NEKURA INTERNATIONAL LIMITED	Learning - training of coun	37,500.00
South Sudan		NGIRIS PACK LIMITED	Freight Charges	37,000.00
South Sudan		NHIAL GEW CHOUL	Local Consultants-Technical	71,640.00
South Sudan		NILE BEACH HOTEL LTD	Procurement of conference services for the CSAC AWP planning workshop in Juba	34,430.00
South Sudan		NILE BEACH HOTEL LTD	Provision of Accommodation Facility Half Board with (Bed and Breakfast for UNDP/ L	139,910.00
South Sudan		NILE CONSTRUCTION AND GENERAL TRADING	80% payment of the total contract amount (excluding contingency)	42,040.00
South Sudan		NILE CONSTRUCTION AND GENERAL TRADING	Building Maintenance & Repa	191,290.00
South Sudan		NYAKEK AND SONS Co.Ltd	Civil engineering	143,850.00
South Sudan		NZOU GROUP OF COMPANIES LTD	Printing of the agenda and photocopying of forum reports.	39,150.00
South Sudan		OCEAN CONSTRUCTION CO. LTD	Public structures	152,410.00
South Sudan		Paradise Hotel Ltd	Cafeteria services( Lunch buffet)	41,330.00
South Sudan		PICFARE INDUSTRIES LIMITED	Procurement of Posters(Full color, offset printing, 250GSM Gloss papers A2)	46,400.00
South Sudan		Promotion World (U) Ltd	Assorted round collar/neck T-shirts	48,000.00
South Sudan		Promotion World (U) Ltd	Lesus/wrappers	32,500.00
South Sudan		REVOLUTION ADS AND DESIGN LIMITED	Print advertising	92,800.00
South Sudan		Sarron Construction Ltd	10% contingency and provisional sums payable upon 100% completion of any possible	90,630.00
South Sudan		Sarron Construction Ltd	10% payment of the total contract amount payable upon mobilization of materials and	89,640.00
South Sudan		Sarron Construction Ltd	10% retention money payable upon 100% completion of retention period of 12 months	89,640.00
South Sudan		Sarron Construction Ltd	15% payment of the total contract amount (less contingency) payable upon completion	134,460.00
South Sudan		Sarron Construction Ltd	20% payment of the total contract amount (less contingency) payable upon completion	179,280.00
South Sudan		Sarron Construction Ltd	20% payment of the total contract amount (less contingency) payable upon completion	179,280.00
South Sudan		Sarron Construction Ltd	25% payment of the total contract amount (less contingency) payable upon completion	224,090.00
South Sudan		SELAM CONSTRUCTION COMPANY LIMITED	Prison construction	169,700.00
South Sudan		SKYVISION GLOBAL NETWORKS LTD.	12 Months Subscription @512/256 kbps	50,880.00
South Sudan		SKYVISION GLOBAL NETWORKS LTD.	Bandwidth 1024/768kbps [USD 3,675/MONTH] for the period 3 October 2011 to 2 Oct	44,100.00
South Sudan		Sudafric Enterprises Ltd	GFATM Warehouse Lease Extension (July 2011-Sept 2012)-Amendments No 1, 2, 3 &	630,000.00
South Sudan		Sudafric Enterprises Ltd	Warehouse rent for October,November and December for total amount of USD 63,000	63,000.00
South Sudan		SURVGIS ENGINEERING&CONSTRUCTION CO.LTD	Civil Works for Construction of Prefabs Accommodation in Bor.	30,750.00
South Sudan		SURVGIS ENGINEERING&CONSTRUCTION CO.LTD	Quantification of claims for work done by SurvGis in Bor [Accommodation prefabs fou	43,350.00
South Sudan		THEATRE FACTORY LIMITED	Audio Visual Productions	34,320.00
South Sudan		TOYOTA GIBRALTAR STOCKHOLD LTD	Freight to Juba South Sudan Via Barcelona RORO and Car Carrier	113,010.00
South Sudan		TOYOTA GIBRALTAR STOCKHOLD LTD	Freight to Juba, South Sudan Via Barcelona RORO & Car Carrier	197,000.00
South Sudan		TOYOTA GIBRALTAR STOCKHOLD LTD	Insurance	34,870.00
South Sudan		TRICOMP LTD	Internet services	45,600.00
South Sudan		UAP INSURANCE	Life, health and accident	54,070.00
South Sudan		UAP INSURANCE	Payment of Medical Insurance for 138 CSSOs the 2nd Quarter per attached Contract.	46,060.00
South Sudan		UAP INSURANCE	Payment of Medical Insurance for 138 CSSOs the 3rd Quarter per attached Contract.	46,060.00
South Sudan		UAP INSURANCE	Payment of Medical Insurance for 138 CSSOs the 4th and final Quarter per attached C	46,060.00
South Sudan		UNICEF COPENHAGEN	Freight, insurance & Inspection	32,540.00
South Sudan		UNICEF COPENHAGEN	Freight,insurance & Inspection	71,000.00
South Sudan		WFP UNITED ARAB EMIRATES	Moving Expenses	47,330.00
South Sudan		WORLD TRADE CENTRE-KHARTOUM CO.LTD	Procurement of sixteen Billboards as per UNDP specifications advertised under ITB-S	82,670.00
South Sudan		ZEREGABER GENERAL TRADING LTD	Electrical, Plumbing and Carpentry Materials as per attached copy of request and offer	44,260.00
Sri Lanka		A J S CONTRACTORS	Civil engineering	77,410.00
Sri Lanka		ANCHENEYE CONSTRUCTION	Dam construction	71,880.00
Sri Lanka		Anjana Construction	Civil engineering	49,550.00
Sri Lanka		Anjana Construction	Road maintenance or repairs	77,950.00
Sri Lanka		BABITHAN CONSTRUCTION	Commercial construction	67,890.00
Sri Lanka		CEFE NET SRI LANKA	New business start up Advic	30,490.00
Sri Lanka		CEFE NET SRI LANKA	New business start up Advice	41,310.00
Sri Lanka		HARI CONSTRUCTION	Civil engineering	76,480.00
Sri Lanka		JANAGAN CONSTRUCTION	Road maintenance or repairs	47,460.00
Sri Lanka		K P K CONSTRUCTION WORKS	Commercial construction	112,910.00
Sri Lanka		LUCKY CONSTRUCTION	Civil engineering	30,810.00
Sri Lanka		M.S LATHEEF CONSTRUCTION	Dam construction	80,420.00
Sri Lanka		MEGA CONSTRUCTION & SUPPLIERS (PVT)LTD	Civil engineering	98,350.00
Sri Lanka		NAVAKONAM ASSOCIATES	Commercial construction	35,770.00
Sri Lanka		NGO MANAGEMENT DEVELOPMENT CENTRE	Training	37,480.00
Sri Lanka		OLIVIYA CONSTRUCTION	Civil engineering	31,570.00
Sri Lanka		PREMIUM INTERNATIONAL PRIVATE LIMITED	Commercial construction	90,210.00
Sri Lanka		RAGAL CONSTRUCTION	Road maintenance or repairs	31,960.00
Sri Lanka		RESOURCES DEVELOP AND CONST CO PVT LTD	Civil engineering	105,200.00
Sri Lanka		Resources Development Consultants Pvt	Civil engineering	489,860.00
Sri Lanka		Resources Development Consultants Pvt	VAT (Value Added Tax)	58,370.00
Sri Lanka		Royal Building Material Suppliers	Utility building constructi	40,780.00
Sri Lanka		Sivajini Constructions PVT LTD	Civil engineering	41,930.00
Sri Lanka		SMS CONSTRUCTION	Commercial construction	96,620.00
Sri Lanka		SOCIAL ORGANIZATION NETWORKING FOR DEVE	Accountancy	47,750.00
Sri Lanka		Tharaniya Construction	Dam construction	212,580.00
Sri Lanka		THUSHA CONTRACTORS	Road maintenance or repairs	31,370.00
Sri Lanka		VIJEYA BUILDERS	Road maintenance or repairs	63,800.00
Sri Lanka		VISVAKARMA PVT LTD	Civil engineering	84,630.00
Sri Lanka		WIJETUNGE CONSTRUCTION	Civil engineering	76,190.00
Sri Lanka		ZANU CONSTRUCTION WORKS	Civil engineering	151,570.00
Sudan		ABO SORA CONSTRUCTION CO.LTD.	Prison construction	90,030.00
Sudan		ABRAR ORG. FOR CARE OF WAR DISABLED&	New business start up Advic	175,410.00
Sudan		AC TECHNO ENG.CO.LTD	Apartment building : 20 % advance payment	143,040.00
Sudan		AC TECHNO ENG.CO.LTD	Building Maintenance & Repa	442,090.00
Sudan		AC TECHNO ENG.CO.LTD	Building Maintenance & Repa : Interim payments (spread over 6 months based on de	500,660.00
Sudan		AC TECHNO ENG.CO.LTD	Building Maintenance & Repair: 10% retention (to be released upon issuance of the	71,520.00
Sudan		ACORD FOR ENGINEERING CO.LTD	Prison construction	134,260.00
Sudan		ACTION ENGINEERING	Building Maintenance & Repa	140,000.00
Sudan		AHMED ELBADAWI AWAD ABDEL MAGIED	Residential rental	35,660.00
Sudan		ALKARIB TECHNICAL CONSULTANT(KIC)	Electric & electr. engineering	75,000.00
Sudan		ALSALAM ROTANA	Conference organizing servi	70,830.00
Sudan		AMEX EXPORT-IMPORT GMBH	Shipment (Relocation)	35,090.00
Sudan		BAMUNSIIF FOR ENGINEERING SERVICES	Prison construction	37,500.00
Sudan		BAYER SAS	Freight by air to Khartoum + inland to Wad Madani	139,930.00
Sudan		CENTER FOR DEVELOPMENT SERVICES	Learning costs	48,360.00
Sudan		CHARITY ORG FOR REHABILITATION & DEVELOPM	New business start up Advic	500,800.00
Sudan		CONE STRUCTURAL	Civil engineering	58,560.00
Sudan		CORINTHIA HOTEL KHARTOUM	Cafeteria services	35,050.00
Sudan		CORINTHIA HOTEL KHARTOUM	Conference organizing servi	59,740.00
Sudan		DARKA FOR TRADING & SERVICES CO. LTD	Port Operation	37,740.00
Sudan		DARKA FOR TRADING & SERVICES CO. LTD	Shipment (Relocation)	68,800.00
Sudan		DARKA FOR TRADING & SERVICES CO. LTD	Shipment (Relocation)	42,570.00
Sudan		DHL Global Forwarding	Freight and inland transport 20KVA Generators (5Units)	78,330.00
Sudan		DHL Global Forwarding	Freight and inland transport 250KVA, 350KVA Generators (3Units)	73,840.00
Sudan		DHL Global Forwarding	Freight and inland transport 80KVA Generators (7Units)	106,950.00

## Major contracts for services and works by UN organization

AGENCY	Location of Supplier	Name of Contractor	Description of Services	Contract Value USD
	<b>UNDP continued</b>			
	Sudan	DHL Global Forwarding	Freight forwarders services (plus a 10% buffer from Vienna: 1 x 20' container from China)	41,140.00
	Sudan	DHL Global Forwarding	Freight forwarders services plus a 10% buffer from FCA Jiangsu, China: 20' FC	57,640.00
	Sudan	ELNOURUS REAL ESTATE INVEMENT COMPANY LT	Prefab erection and remodel	221,670.00
	Sudan	ELNOURUS REAL ESTATE INVEMENT COMPANY LT	VAT (Value Added Tax)	267,530.00
	Sudan	ELSADIG ABDALLA ELBAKHEIT FOR CONTRACTIN	Utility building construction	36,170.00
	Sudan	EPAC	Civil engineering	47,840.00
	Sudan	FATEMFAD ENTERPRISE FOR STORING	Residential rental	79,070.00
	Sudan	Fleischhacker GmbH & Co.	Transportation and packing changes	38,600.00
	Sudan	GALMAR ENGINEERING	Building Maintenance & Repa	135,160.00
	Sudan	GENDER& PEACE BUILDING CENTER	Economic analysis	51,020.00
	Sudan	HUMAN SECURITY INITIATIVE ORG. MAMAN	New business start up Advic	490,580.00
	Sudan	IDA FOUNDATION	Shipment (Relocation)	46,420.00
	Sudan	INTERNATIONAL RELIEF & DEVELOPMENT	New business start up Advic	296,800.00
	Sudan	INTERTECH BATINORM SAL	Building Maintenance & Repa	74,800.00
	Sudan	JASMAR HUMAN SECURITY ORGANIZATION	New business start up Advic	1,871,170.00
	Sudan	KUEHNE + NAGEL A/S	Shipment of sprayers from Hong Kong to Khartoum airport	64,020.00
	Sudan	KUEHNE + NAGEL A/S	Transportation for TB drugs under PO - GP405007-2 from Mumbai, India, to Khartoum	36,290.00
	Sudan	M & M INTERNATIONAL	Building Maintenance & Repa	53,440.00
	Sudan	M & M INTERNATIONAL	Building Maintenance & Repair	85,630.00
	Sudan	MAHDOON CONSTRUCTION & CONTRACTING	Building Maintenance & Repa	70,000.00
	Sudan	MANAZIL TRADING & INVESTMENT CO. LTD	Building Maintenance & Repa	207,780.00
	Sudan	MANAZIL TRADING & INVESTMENT CO. LTD	final payment for mazaal as 70%	144,970.00
	Sudan	MANAZIL TRADING & INVESTMENT CO. LTD	Payment for Manazil trading & Investment-Kadugli as amendment for civil work Ref	62,130.00
	Sudan	MANAZIL TRADING & INVESTMENT CO. LTD	Payment for Manazil trading & investment -Kadugli as final completion Ref: CW/MT/10	224,160.00
	Sudan	MANAZIL TRADING & INVESTMENT CO. LTD	Payment for Mazaal Trading & investment as Retention Ref: CW/MT/09/011	56,040.00
	Sudan	MANAZIL TRADING & INVESTMENT CO. LTD	Payment for Mazaal Trading & investment as Retention. Ref: CW/MT/09/011	112,080.00
	Sudan	MEVAC FOR INVESTMENT CO. LTD.	Building Maintenance & Repa	143,880.00
	Sudan	MIAFILMIA FOR FILM PRODUCTION	Audio Visual Productions	41,280.00
	Sudan	MIG AGRICULTURE COMPANY LTD	Installation	144,510.00
	Sudan	MOORE STEPHENS LLP	Audit services	43,080.00
	Sudan	MUBARAK FOR ACCOUNTING, AUDITING & FINANCA	Audit fees for NIM projects 2010	122,710.00
	Sudan	NASR ABDALLA KHAIRI	Payment for Lease agreement Garden City office for six month as second installment	90,000.00
	Sudan	NATIONAL COMPANY FOR MANUFACTURING	Civil engineering	144,580.00
	Sudan	NEAR EAST FOUNDATION	Adult education	152,250.00
	Sudan	NECTAR GROUP	Handyman services	70,610.00
	Sudan	NECTAR INDUSTRIAL & ENGINEERING GROUP LTD	Building Maintenance & Repa	31,910.00
	Sudan	NORTH SOUTH CONSULTANTS EXCHANGE	Int'l Consultants-Technical	67,200.00
	Sudan	NORTH SOUTH CONSULTANTS EXCHANGE	Payment for NSCE (North South consultant) as first payment for phase two October 20	32,880.00
	Sudan	NORTH SOUTH CONSULTANTS EXCHANGE	Payment for NSCE (North South consultant) as Second payment for phase two Decem	76,730.00
	Sudan	PARTEC GmbH	Electric & electr. engineer	31,810.00
	Sudan	PHOENIX DESIGN AID	Printing	45,500.00
	Sudan	PRICEWATERHOUSECOOPERS LIMITED	Audit services	223,230.00
	Sudan	PRICEWATERHOUSECOOPERS LIMITED	Audit services	184,310.00
	Sudan	PRICEWATERHOUSECOOPERS LIMITED	Audit services for CHF projects	197,010.00
	Sudan	PRO CONCEPT CO. LTD.	Toilets Renovations - UNDP Compound Second payment	51,500.00
	Sudan	SAVANA INSURANCE	Property Insurance	218,610.00
	Sudan	SAWAID HEALTH ORGANIZATION	New business start up Advic	438,020.00
	Sudan	Sudanese Development Initiative	Social development	52,800.00
	Sudan	SUDANESE MOBILE COMPANY (ZAIN)	Mobile communications servi	66,940.00
	Sudan	SUDATEL CO. LTD	Telephone communications	47,250.00
	Sudan	TECHNICAL SUPPORT FACILITY	Int'l Consultants-Technical	71,360.00
	Sudan	THE AXIOS FOUNDATION INC	Supply chain management	189,660.00
	Sudan	The Medical Export Group BV	Freight forwarders services (DAT CHARGES)	45,630.00
	Sudan	TOMAK ENGINEERING	Civil engineering	176,590.00
	Sudan	TOUG TRADING & ENGINEERING CO. LTD.	Prison construction	59,050.00
	Sudan	TRADE HOOK LTD	Installation	36,410.00
	Sudan	TRLEILI FOR ENGINEERING & CONTRACTING	Utility building construction	33,630.00
	Sudan	UNICEF - COPENHGEN	Port Operation	672,430.00
	Sudan	UNICEF - COPENHGEN	Shipment (Relocation)	828,710.00
	Sudan	UNICEF - COPENHGEN	Shipment (Relocation), Freight, Insurance and Inspection	55,610.00
	Sudan	WFP KHARTOUM	services	51,060.00
	Suriname	Andrew Sillitoe	N/A	39,800.00
	Suriname	Carel van Hest Architecten NV	Civil engineering	30,000.00
	Suriname	Climate Compatible Development agency	Management development	54,000.00
	Suriname	FHR INSTITUTE FOR SOCIAL STUDIES	Conclusion of the Human Rights Course and submission and acceptance of the final r	39,980.00
	Suriname	Julissa Kasanmoesdiran-Marte Brito	Local Consultants-Support	91,200.00
	Suriname	ORANGE TRAVEL NV	Travel agency services	37,580.00
	Swaziland	Esiyaveni Lodge	Conference organizing servi	75,340.00
	Swaziland	HAPPY VALLEY RESORT & CASINO	Conference organizing servi	32,050.00
	Swaziland	HOPE KEMPE RONALD	Int'l Consultants-Technical	48,100.00
	Swaziland	HOPPE TILMAN	Int'l Consultants-Technical	30,550.00
	Switzerland	Andrea Agostinucci	Int'l Consultants-Technical	71,000.00
	Switzerland	ARMADILLA SCS	First Interim report	35,350.00
	Switzerland	ARMADILLA SCS	Second Interim report	35,350.00
	Switzerland	Centro de Info/Documentación Barcelona	Temporary admin. assistance	148,340.00
	Switzerland	CGI Immobilier	Electric utilities	98,030.00
	Switzerland	CGI Immobilier	Residential rental	430,410.00
	Switzerland	EURADA ASBL	New business start up Advic	96,000.00
	Switzerland	Ferran Perez Ribó	Local Consultants-Support	77,600.00
	Switzerland	ID INTEGRATED DATA SA	System administration	187,960.00
	Switzerland	VERIZON SWITZERLAND AG	Internet services	51,380.00
	Syrian Arab Republic	ERNST & YOUNG MIDDLE EAST (SYRIA)	Mass communication services	125,090.00
	Syrian Arab Republic	MEJANNI & CO CHART. ACCOUNT.&CONSULT LTD	Audit services	591,560.00
	Syrian Arab Republic	SEMPLESOFT-Abdulwhab Alnamus	Management information syst	50,530.00
	Tajikistan	ABDUJALILOV ZAFARJON ABDULAMITOVICH	Local Consultants-Support	42,900.00
	Tajikistan	ACT CENTRAL ASIA -REP. OF CHRISTIAN AID	2d payment after receipt of project update.	56,300.00
	Tajikistan	ACT CENTRAL ASIA -REP. OF CHRISTIAN AID	3d payment within two weeks after receipt and approval by UNDP of the intermediate	40,250.00
	Tajikistan	ACT CENTRAL ASIA -REP. OF CHRISTIAN AID	Rural development services	122,890.00
	Tajikistan	ACTED	2d payment, within two weeks after approval of the intermediate operational report.	40,000.00
	Tajikistan	ACTED	3d payment, within two weeks after receipt of project update.	30,000.00
	Tajikistan	ACTED	Rural development services	179,890.00
	Tajikistan	AMEX EXPORT-IMPORT GMBH	Shipment (Relocation)	58,970.00
	Tajikistan	CARITAS SWITZERLAND IN TAJIKISTAN	Pasture improvement	149,990.00
	Tajikistan	CJSC MDO BOVARI va HAMKORI	First payment	60,000.00
	Tajikistan	DEP. FOR SECURITY PROVISION OF DIP.INSTI	SJ Premise Services	32,740.00
	Tajikistan	DHL Gopal Forwarding (Denmark) AS	Freight forwarders services	38,110.00
	Tajikistan	FONDATION MERIEUX	Building Maintenance & Repa	167,520.00
	Tajikistan	GAZPROMNEFT TAJIKISTAN, LLC	Vehicle repair	106,930.00
	Tajikistan	HUKUMATI NOH KUHISTON MASTCHOH VIL SUGHD	Rural development services	135,060.00
	Tajikistan	HUKUMATI NOH KUHISTON MASTCHOH VIL SUGHD	Rural development services	57,650.00
	Tajikistan	I.T.E.E. FLUIDES	Building Maintenance & Repa	82,440.00
	Tajikistan	I.T.E.E. FLUIDES	Chemical plant construction	2,067,530.00
	Tajikistan	ISFARA STATE WATER RESOURCE DEPARTMENT	Civil engineering	32,370.00
	Tajikistan	KUEHNE + NAGEL A/S	Freight cost	40,050.00
	Tajikistan	KVD SOKHTIMONU MONTAJ RKI	EI Hospital Construction	457,140.00
	Tajikistan	LLC DIANA & CO	Civil engineering	51,550.00
	Tajikistan	LLC MLO RUSHDI VOSE	Disaster prepare and relief	150,000.00
	Tajikistan	LLC MLO RUSHDI VOSE	Investment Management Fees	120,000.00
	Tajikistan	LLC MURODALI	Building Maintenance & Repa	559,980.00
	Tajikistan	LLC MURODALI	Building Maintenance & Repair	140,000.00
	Tajikistan	LLC NAJJOR	Civil engineering	262,950.00
	Tajikistan	LLC NAZRI	Building Maintenance & Repa	38,900.00
	Tajikistan	LLC PANASIA LTD	Chemical plant construction	77,690.00



## Major contracts for services and works by UN organization

AGENCY	Location of Supplier	Name of Contractor	Description of Services	Contract Value USD
	<b>UNDP continued</b>			
Tajikistan		LLC PMK-278	Chemical plant construction	517,230.00
Tajikistan		LLC PULOD-1	Civil engineering	95,650.00
Tajikistan		LLC SAIR	Building Maintenance & Repair	45,360.00
Tajikistan		LLC UMED-A	Civil engineering	98,590.00
Tajikistan		MAQOM JROI HOKIMIYAT DAVL NOHIYAI GONCHI	Rural development services	152,160.00
Tajikistan		MAQOM JROI HOKIMIYATI DAVL NOHIYAI AYN	Rural development	37,500.00
Tajikistan		MAQOM JROI HOKIMIYATI DAVL NOHIYAI AYN	Rural development services	62,500.00
Tajikistan		MAQOMOTI JROI HOKIM DAVL NOH SHAHRISTON	Rural development services	138,520.00
Tajikistan		MARKAZI MANI MINAHOI ZIDDI PIYODAGARD	Cafeteria services	88,650.00
Tajikistan		MEGA BASIM YAYIN SAN. VE TIC A.S.	Printing	180,660.00
Tajikistan		MEGHMANI ORGANICS LIMITED	Air to ocean transportation	150,100.00
Tajikistan		MICROZAEEMNIY FOND SUGHD MICROFIN	Business credit agencies	87,000.00
Tajikistan		MLF IMDODI RUSHD	Commercial fishing operatio	64,000.00
Tajikistan		MLO IMON INTERNATIONAL, LLC	Advance payment	35,000.00
Tajikistan		MLO IMON INTERNATIONAL, LLC	First interim and final payment	35,000.00
Tajikistan		NOHIYAI ZAFAROBOD RAISI NOHIYA	Rural development services	150,070.00
Tajikistan		ORBITA LLC	Publishing	84,680.00
Tajikistan		OZGUN INSHAAT TAAKHKHUT VE TIDZHARET	Residential rental	30,380.00
Tajikistan		PO "Sugdageserv Consulting"	Sales promotion services	216,770.00
Tajikistan		PO CENTER OF INNOVATIVE DEVELOPMENT	Economic analysis	47,900.00
Tajikistan		PO CNTR FOR CLIMATE CHNG & DISASTER REDU	Environmental information	38,480.00
Tajikistan		PO IRRIGATION AGROCONSULTING	Water quality assessment	36,130.00
Tajikistan		POLYGRAPH GROUP LLC	Printing	54,800.00
Tajikistan		PUBLIC ORG CENTER INFORM TECHNOLOGY KOVA	Rural development services	44,970.00
Tajikistan		RAISI JABBOR RASULOV VILOYATI SOUGD	Rural development services	149,200.00
Tajikistan		RAISI NOHIYAI MASTCHOH VILOYATI SOUGD	Rural development services	138,520.00
Tajikistan		RAISI NOHIYAI SPITAMEN	Rural development services	168,460.00
Tajikistan		RAISI NOHIYAI ASHT VILOYATI SUGHD	Rural development services	185,060.00
Tajikistan		RAISI NOHIYAI BOBOJON GAFUROV	Rural development services	138,520.00
Tajikistan		RAISI SHAHRI ISFARA VILOYATI SOUGD	Rural development services	155,060.00
Tajikistan		RAISI SHAHRI ISTARAVSHAN VILOYATI SUGHD	Rural development services	138,520.00
Tajikistan		RAISI SHAHRI KONIBODOM VILOYATI SUGHD	Rural development services	191,390.00
Tajikistan		RAISI SHAHRI PANJAKENT VILOYATI SUGHD	Rural development services	135,060.00
Tajikistan		RAISI SHAHRI PANJAKENT VILOYATI SUGHD	Rural development services	50,000.00
Tajikistan		RED CRESCENT SOCIETY	Conference organizing services	52,520.00
Tajikistan		REP MEDICINES & MED. COMMODITIES PROC CE	Storage	53,090.00
Tajikistan		SAIDINOV OLEG NABIJANOVICH	Office rental payment	118,650.00
Tajikistan		SCAN GLOBAL LOGISTICS A/S	Freight forwarders services	68,730.00
Tajikistan		SWISS FOUNDATION FOR MINE ACTION	Final payment 20% , as per Professional Consulting Services and amendmend	40,000.00
Tajikistan		SWISS FOUNDATION FOR MINE ACTION	Regional development servic	40,000.00
Tajikistan		SWISS FOUNDATION FOR MINE ACTION	Regional development services	160,000.00
Tajikistan		SYNERGY INTERNATIONAL SYSTEMS INC	Development assistance	37,650.00
Tajikistan		SYNERGY INTERNATIONAL SYSTEMS INC	Training	52,000.00
Tajikistan		UNFPA PROCUREMENT SUPPLY UNIT	E; Freight forwarders services	56,510.00
Tajikistan		UNICEF DENMARK	Distribution Cost	57,660.00
Tajikistan		UNICEF DENMARK	Shipment (Relocation)	228,900.00
Tajikistan		UNOPS, DENMARK	Land Transport	40,620.00
Tajikistan		ZORAN MORVAJ	Intl Consultants-Technical	40,800.00
Thailand		ARROWHEAD FILM & VIDEO	APRC 05/2012 2nd Payment to Arrowhead Films & Video Inc., during 8 March - 30 D	76,480.00
Thailand		ARROWHEAD FILM & VIDEO	APRC 05/2012 1st Payment to Arrowhead Films and Video Inc., during 8 March - 30 D	33,980.00
Thailand		ARROWHEAD FILM & VIDEO	APRC 05/2012 3rd Payment to Arrowhead Films & Video Inc., during 8 March - 30 De	33,980.00
Thailand		AUSTRALIAN FEDERAL POLICE	Payment to Australian Federal Police - RLA No. 2009/049-2 for Lump sum payment (A	76,470.00
Thailand		ENERGY FOR ENVIRONMENT FOUNDATION	Fifth payment upon completion of the 2012 - 2nd Quarterly report.	31,670.00
Thailand		ENERGY FOR ENVIRONMENT FOUNDATION	Fourth payment upon completion of the 2011 - 4th Quarterly report	32,080.00
Thailand		ENERGY FOR ENVIRONMENT FOUNDATION	Rural development services	30,280.00
Thailand		OVERSEAS DEVELOPMENT INSTITUTE	APRC#26/2011, OVERSEAS DEVELOPMENT INSTITUTE, 3RD , INSTITUTE, 3RD P	75,000.00
Thailand		OVERSEAS DEVELOPMENT INSTITUTE	APRC#26/2011, OVERSEAS DEVELOPMENT INSTITUTE, 3RD PAYMENT	36,970.00
Thailand		OVERSEAS DEVELOPMENT INSTITUTE	Final payment to Overseas Development Institute Contract No. APRC 26/2011 dd. 18	68,030.00
Thailand		PRESIDENT HOTEL AND TOWER CO LTD	Meeting Package Charges: Joint Learning Seminar, Holiday Inn (Intercontinental Hotel	40,620.00
Thailand		TNT EXPRESS WORLDWIDE (THAILAND) CO LTD	Pouch and courier services during January - June 2012	32,080.00
Thailand		TNT EXPRESS WORLDWIDE (THAILAND) CO LTD	Pouch and courier services during July - December 2012	31,370.00
Thailand		TTT LTD	APRC#03/2012, Fellowship Administration service, fourth payment	31,000.00
Togo		CABINET D'EXPERTISE EN RECHERCHE ACTION	Local Consultants-Technical	45,660.00
Togo		CAPRAD SARL	Intl Consultants-Technical	97,470.00
Togo		CAPRAD SARL	Public administration servi	487,360.00
Togo		DEGBE SYLVAIN THEODULE	Intl Consultants - Support	60,000.00
Togo		DEGBE SYLVAIN THEODULE	Intl Consultants - Support	30,000.00
Togo		HOTEL LE BERCEAU	Conference organizing servi	31,790.00
Togo		HOTEL MERCURE SARAKAWA	Cafeteria services	30,940.00
Togo		IS AFRIC	Vehicle rental	65,090.00
Togo		SOCIETE WATCH SERVICE	Apartment building	66,850.00
Togo		THIAM ALIOUNE TAMCHIR	Intl Consultants-Technical	36,000.00
Togo		UNICEF - SYPPLY DIVISION DANEMARK	Domestic air cargo transpor	68,420.00
Tunisia		ALCOR	Training	204,110.00
Tunisia		APEX CONSEIL	Environmental advisory	35,180.00
Tunisia		BRAHLER ICS KONFERENZTECHNIK AG	80% Du montant de la commande à l'installation du système de vote électronique	97,070.00
Tunisia		BUREAU DE CONSEILS ET ETUDES	Environmental advisory	33,490.00
Tunisia		C.D.C.G.E	Environmental advisory	64,710.00
Tunisia		CABINET SAMI BEN HAJ	Management development	30,630.00
Tunisia		CIVICUS WORLD ALLIANCE CITIZEN PARTICIPA	Grants to Instit & other Be	45,600.00
Tunisia		DELMISTRO PAOLO	Intl Consultants-Technical	69,800.00
Tunisia		ECCOTECH INGENIERIE	Environmental advisory	95,500.00
Tunisia		FUND INST DE HIDR AMBIENTAL DE CANTABRIA	Risk or hazard assessment	60,940.00
Tunisia		IC SECURITY SYSTEMS OF TUNISIA	Security systems services	46,630.00
Tunisia		Ingenierie de Hydrau.Equip.Environmentement	Environmental advisory	138,140.00
Tunisia		Institut Arabe des Droits de l'Homme	Grants to Instit & other Be	97,650.00
Tunisia		INT. C. FOR NOT-FOR- PROFIT LAW,INC	Learning costs	30,000.00
Tunisia		ITALTRENDE C&T SPA	Environmental advisory	84,390.00
Tunisia		LA GENERALE DE L'ENVIRONNEMENT	Civil engineering	138,080.00
Tunisia		MERCADOS ENERGY MARKETS INTERNATIONAL	Environmental advisory	110,360.00
Tunisia		PRO SEMINAIRES & SERVICES	Conference organizing servi	67,620.00
Tunisia		S.P.H KHAMSA	Hospitality-Special Events	48,360.00
Tunisia		Societe EVERGREEN	Civil engineering	176,580.00
Tunisia		STE BATIMENT EDIFICATION DU SUD(BEDIS)	Landscape protection	436,210.00
Tunisia		TEC	a la fin de la mission	31,050.00
Tunisia		TEC	à la remise du plan de formation	31,050.00
Tunisia		TOP EVENTS	Conference organizing servi	79,940.00
Tunisia		TRAVEL CENTER	Conference organizing servi	41,440.00
Tunisia		UNITED NATIONS SYSTEM STAFF COLLEGE	Learning costs	38,490.00
Turkey		ARIC BILG. OFIS MALZ. ELEK. INS. TUR.	Handyman services	575,160.00
Turkey		ARKADAS TURIZM SEYAHAT VE TIC. LTD. STI.	Land Transport	43,930.00
Turkey		BPR BILGI SIS PLAN VE REORG. DAN. HIZ.	Audit services	599,500.00
Turkey		C. SUKRU MELEK	Residential rental	2,311,690.00
Turkey		C. SUKRU MELEK	UN HOUSE RENTAL	3,740,000.00
Turkey		ESER PROJE VE MUHENDISLIK A.S.	Civil engineering	911,270.00
Turkey		Fairmont Helipolis & Towers Cairo	Conference organizing servi	179,570.00
Turkey		G-TECH	Conference organizing servi	33,720.00
Turkey		MEHMET DONMEZ- ESER PROJE VE MUHENDISLIK	Civil engineering	77,160.00
Turkey		MESUT BEDRI ERYILMAZ	Local Consultants-Support	47,500.00
Turkey		MUSTAFA OZBEK	Local Consultants-Support	33,600.00
Turkey		NIELS CHRISTIAN NIELSEN	Signature of the Agreement (Partnership Protocol)	30,000.00
Turkey		ODTU DONER SERMAYE ISLETMESI MUDURLUGU	Local Consultants-Support	124,800.00
Turkey		OPTIMAR DANISMANLIK TANITIM ARASTIRMA VE	Local Consultants-Support	80,700.00

## Major contracts for services and works by UN organization

AGENCY	Location of Supplier	Name of Contractor	Description of Services	Contract Value USD
	<b>UNDP continued</b>			
Turkey		RICHARD WILSON	Intl Consultants-Technical	34,300.00
Turkey		SABIT OLCME DEGERLENDIRME BILISIM VE	Methodology and analysis-Successful Completion of the Assignment	37,550.00
Turkey		SECURITAS GUVENLIK HIZMETLERI A.S.	Security systems services	1,140,040.00
Turkey		TEKSER ELEKTRONIK SISTEMLERI TIC LTD STI	Equipment Repair	92,400.00
Turkey		TOLGA EROGAN	Local Consultants-Technical	60,000.00
Turkey		UNDP TURKEY	Internet services	38,680.00
Turkey		YANKI SEYAHAT VE TURIZM ACENTASI LTD STI	18-20 June 2012 / Trianing of Market Inspectors - 4th Group	46,730.00
Turkey		YANKI SEYAHAT VE TURIZM ACENTASI LTD STI	Conference organizing servi	1,034,180.00
Turkey		YANKI SEYAHAT VE TURIZM ACENTASI LTD STI	Conference organizing servi	955,490.00
Turkey		YANKI SEYAHAT VE TURIZM ACENTASI LTD STI	Energy Efficiency Strategy Document Advisory Committee Meeting in Kizilcahamam b	41,480.00
Turkey		YANKI SEYAHAT VE TURIZM ACENTASI LTD STI	Learning - training of coun	203,040.00
Turkey		YANKI SEYAHAT VE TURIZM ACENTASI LTD STI	Study Visit on IBDA to Germany & UK	40,250.00
Turkey		YANKI SEYAHAT VE TURIZM ACENTASI LTD STI	Training	61,380.00
Turkey		YANKI SEYAHAT VE TURIZM ACENTASI LTD STI	Training and development	63,510.00
Turkey		YANKI SEYAHAT VE TURIZM ACENTASI LTD STI	Training of Market Inspectors - 3rd Group	43,930.00
Turkey		YANKI SEYAHAT VE TURIZM ACENTASI LTD STI	Training of MoSIT Market Inspectors on Implementation of EU Ecodesign and Energy	36,020.00
Turkmenistan		ADVIZING IT	Audio Visual Productions	35,410.00
Turkmenistan		AK BELENT HUSUSY KARHANASY	Building Maintenance & Repa	289,970.00
Turkmenistan		BATAL HOJALYK JEMGYETI	Civil engineering	440,220.00
Turkmenistan		EAURASIA MOTOR COMPANY LIMITED-GIBRALTAR	Transport Service	31,000.00
Turkmenistan		GUNDOGAR YILDIZI COMPANY	Printing	52,250.00
Turkmenistan		JASMINA MUJKANOVIC	Intl Consultants - Support	52,590.00
Turkmenistan		KUEHNE + NAGEL A/S	Shipment (Relocation) - Air transportation for TB drugs from Mumbai, India, to Ashgat	38,720.00
Turkmenistan		MOWWLANA INSAAT PLASTIK TEKSTIL GYDA	Building Maintenance & Repa	103,910.00
Turkmenistan		NATIONAL RED CRESCENT SOCIETY OF TURKMEN	Distribution Cost	35,150.00
Turkmenistan		TEBIGY KUWWAT	Methodology and analysis	61,200.00
Turkmenistan		VXSOFIT LIMITED	Travel agency services	36,980.00
Turkmenistan		YEDILER HUSUSY KARHANASY	Building Maintenance & Repa	138,500.00
Turkmenistan		YEDILER HUSUSY KARHANASY	Civil engineering	340,120.00
Uganda		BUKOS Limited	Repair to Moroto prefabs- UNFPA Contribution	39,520.00
Uganda		CAMCO ADVISORY SERVICES KENYA LTD	Intl Consultants - Support	39,200.00
Uganda		ELGON TERRACE HOTEL LIMITED	Conference facilities for First Aid training UNSSS 11th-12 December 2012	72,300.00
Uganda		LAKE VICTORIA SERENA RESORT	Conference organizing servi	31,850.00
Uganda		LAKE VICTORIA SERENA RESORT	Fullboard Accommodation and Conference Package for 5 days for 90 pax. Cost is incl	34,080.00
Uganda		NEKA INVESTMENTS LTD	Commercial facility rental	30,000.00
Uganda		NEKA INVESTMENTS LTD	OHCHR Rent 20th Sept -31 December 2012	30,000.00
Uganda		NORTHERN UGANDA EARLY RECOVERY	Educational Consulting	385,340.00
Uganda		OZORA GLASS SOLUTIONS LTD	Security systems services	45,270.00
Uganda		RHINO INVESTMENTS LTD	Commercial facility rental	384,000.00
Uganda		SAVIMAXX LIMITED	Local Consultants-Technical	54,320.00
Uganda		SPEKE RESORT & CONFERENCE CENTRE	Conference facilities, Accommodation & Translation Equipment for Economic Govern	114,920.00
Uganda		TIMOTHY GABURUNGYI	Residential rental	363,600.00
Uganda		TRADE FACTORS OVERSEAS LIMITED	TOYOTA LANDCRUISER PRADO TX.5 Door, 7 Seater Model: LJ150R-GKMEE SFX.	43,300.00
Uganda		UNITED PRINTERS LTD	Printing	108,700.00
Uganda		UPIMAC CONSULTANCY SERVICES LTD	60% upon approval of draft report	33,960.00
Ukraine		Deloitte and Touche USK	Audit services	79,950.00
Ukraine		DIW econ GmbH	1st and 2nd tranches(2S) Methodology and analysis	65,220.00
Ukraine		GFK UKRAINE	1st tranche(S) Methodology and analysis	50,790.00
Ukraine		GFK UKRAINE	2nd tranche(S) Methodology and analysis	203,150.00
Ukraine		Kviten V.S. TOV: 34557514	2nd tranche(S) Methodology and analysis	33,860.00
Ukraine		MACKEVIC, ILONA	FEE APR - NOV 2012	90,310.00
Ukraine		MittalService LCC	2nd tranche(S) Civil engineering	43,670.00
Ukraine		MMKG, TOV	1st tranche(S) Sales promotion services	151,790.00
Ukraine		MMKG, TOV	VAT (Value Added Tax)	30,360.00
Ukraine		PE TOLERAN	Conference organizing servi	115,650.00
Ukraine		PE TOLERAN	VAT (Value Added Tax)	35,300.00
Ukraine		PNBK, TOV	2nd tranche(S) Legislative bodies & practice	32,380.00
Ukraine		PRIMADOM Ltd	VAT (Value Added Tax)	76,880.00
Ukraine		THOMSON REUTERS (MARKET) NORGE AS	Methodology and analysis	310,560.00
Ukraine		TOV "Arena Konferentsiyi ta Seminary"	Conference organizing servi	482,110.00
Ukraine		TOV "Arena Konferentsiyi ta Seminary"	Conference organizing servi	79,140.00
Ukraine		TOV "Arena Konferentsiyi ta Seminary"	Conference organizing services	40,780.00
Ukraine		TOV "Arena Konferentsiyi ta Seminary"	VAT (Value Added Tax)	121,940.00
Ukraine		TOV MTIR Asset Management	VAT (Value Added Tax)	44,650.00
Ukraine		TOV Ukrainskiy Tsentr Obslugovuv. Konfer	Conference organizing servi	179,620.00
Ukraine		TOV Ukrainskiy Tsentr Obslugovuv. Konfer	Conference organizing servi	62,460.00
Ukraine		TOV Ukrainskiy Tsentr Obslugovuv. Konfer	VAT (Value Added Tax)	34,890.00
United Arab Emirates		ADSO LLC	Port Operation	46,060.00
United Arab Emirates		Al Fereej Trading	Conference organizing servi	46,280.00
United Arab Emirates		Almoe AV Solutions	Conference organizing servi	49,260.00
United Arab Emirates		Crowne Plaza Doha - The Business Park	Hospitality-Special Events	66,100.00
United Arab Emirates		Doha Marriott Hotel	Conference organizing servi	49,450.00
United Arab Emirates		Expert Promotion Media LLC	Printing	30,260.00
United Arab Emirates		Four and One	Conference organizing servi	34,480.00
United Arab Emirates		Four and One	Hospitality-Special Events	44,420.00
United Arab Emirates		Jamil Mah'd Hamdan Madi	Residential rental	54,950.00
United Arab Emirates		Millennium Hotel Doha	Cafeteria services	99,720.00
United Arab Emirates		Nathalie El Chaaby	Intl Consultants - Support	80,210.00
United Arab Emirates		National Health Insurance Co. - Daman	Life, health and accident	51,860.00
United Arab Emirates		National Health Insurance Co. - Daman	Life, health and accident	39,200.00
United Arab Emirates		ROTANA ORYX	Hospitality-Special Events	77,590.00
United Arab Emirates		Scan Global Logistics	Port Operation	52,330.00
United Arab Emirates		WolfGang Wetzer	Intl Consultants-Technical	46,340.00
United Republic of Tanzania		HODI HOTEL MANAGEMENT CO LTD	Conference organizing servi	37,800.00
United Republic of Tanzania		HYATT REGENCY DAR THE KILIMANJARO	Conference organizing servi	30,930.00
United Republic of Tanzania		KJAEER & KJAEER	FORD EVEREST STW XLT (UK6CRAA) Station Wagon 4WD 2.5TDCI	57,450.00
United Republic of Tanzania		LTS INTERNATIONAL LTD	First installment payment upon completion of detailed AWP (30%)	38,950.00
United Republic of Tanzania		LTS INTERNATIONAL LTD	Last installment upon incorporation of workshop comments (30%)	38,950.00
United Republic of Tanzania		LTS INTERNATIONAL LTD	Second installment payment upon completion capacity need assessment (40%)	51,930.00
United Republic of Tanzania		Ngurudoto Mountain Lodge	Conference organizing servi	49,890.00
United Republic of Tanzania		SYNERGY INTERNATIONAL SYSTEMS INC	Inception report and AWP module delivered and accepted, 30%	33,790.00
United Republic of Tanzania		SYNERGY INTERNATIONAL SYSTEMS INC	Upon delivery and acceptance of Mid-Year Review module, 30%	33,790.00
United Republic of Tanzania		TOYOTA GIBRALTAR STOCKHOLDINGS LTD	Toyota Land Cruiser Hardtop, 10 seater ( with airbags), Model:HJZJ76R-RKMRS, 5 do	37,330.00
United States of America		22nd Century Technologies Inc.	Local Consultants-Technical	177,840.00
United States of America		22nd Century Technologies Inc.	Management information syst	56,890.00
United States of America		304 East 45t Street LLC	Building Maintenance & Repa	61,310.00
United States of America		304 East 45t Street LLC	Electric utilities	423,290.00
United States of America		304 East 45t Street LLC	Property management	62,960.00
United States of America		A-1 INTERNATIONAL, INC.	Courier Charges & Delivery	395,510.00
United States of America		Abovenet Communications, Inc	Data services	67,750.00
United States of America		Abovenet Communications, Inc	Internet services	30,360.00
United States of America		ADDOBE SYSTEMS INCORPORATED	Mass communication services	91,530.00
United States of America		ALAIE Lauren Nasime	Local Consultants-Technical	30,000.00
United States of America		Alexander Wolf & Son A Division Of A.W.	Basement Toilet Access Project	36,430.00
United States of America		Alexander Wolf & Son A Division Of A.W.	Building Maintenance & Repa	1,711,110.00
United States of America		Alissa Marie Collins	Intl Consultants-Technical	72,000.00
United States of America		Alliance for Open Society International	System administration	40,000.00
United States of America		AM ECO Consult	Intl Consultants-Technical	36,000.00
United States of America		Amazon Web Services	Audio Visual Productions	51,630.00
United States of America		Anne FERNQUIST	Local Consultants-Technical	43,500.00
United States of America		Asian Forum of Parliamentarians on	Grants to Insttit & other Be	224,250.00
United States of America		ASTRIUM SERVICES ENTERPRISE A/S	CSU S) Internet services - 2012 VSAT MRC Charges	41,180.00
United States of America		ASTRIUM SERVICES ENTERPRISE A/S	Description: OTC - Service Fees: installation, survey including shipping.	155,240.00



## Major contracts for services and works by UN organization

AGENCY	Location of Supplier	Name of Contractor	Description of Services	Contract Value USD
	<b>UNDP continued</b>			
	United States of America	ASTRIUM SERVICES ENTERPRISE A/S	Internet services	261,330.00
	United States of America	ASTRIUM SERVICES ENTERPRISE A/S	Internet services - DRC - Kinshasa (PACE/BNO). BW: 1024/2048Kbps, VBB 2.4m sol	30,750.00
	United States of America	ASTRIUM SERVICES ENTERPRISE A/S	Internet services 4th Q MRC	167,730.00
	United States of America	ASTRIUM SERVICES ENTERPRISE A/S	Internet services satellite Fact #60974	41,740.00
	United States of America	ASTRIUM SERVICES ENTERPRISE A/S	Internet services with BW of 256/256 kbps (down/unlink). SCPAs per offer and LTA s	63,290.00
	United States of America	ASTRIUM SERVICES ENTERPRISE A/S	Internet services: Somalia- BOSASO 256/512KBPS VBB 2.4m solution, migrating site	72,750.00
	United States of America	ASTRIUM SERVICES ENTERPRISE A/S	IT Installation OTC - Service fees: instalation, survey including shipping	94,250.00
	United States of America	ASTRIUM SERVICES ENTERPRISE A/S	OTC - Service Fees: installation, survey including shipping. USD 20 209.00 per site to	40,420.00
	United States of America	AT&T	Mobile communications servi	146,560.00
	United States of America	ATYPICA INC.	Software maintenance	105,600.00
	United States of America	Bachrach Group LTD	Local Consultants-Support	64,120.00
	United States of America	Bachrach Group LTD	Local Consultants-Technical	78,290.00
	United States of America	baltzell Consulting, LLC	Local Consultants-Support	88,230.00
	United States of America	baltzell Consulting, LLC	Local Consultants-Technical	126,250.00
	United States of America	Basavapunnamma K. RAO	Comp. Payments, IP staff	43,870.00
	United States of America	BAUTAHOJ	Conference organizing servi	88,000.00
	United States of America	Black Box Corporation	Telecommunication Services	205,600.00
	United States of America	Brown Lloyd James, Ltd	12% of the Contract amount payable upon submission of the detailed workplan (calen	115,800.00
	United States of America	Brown Lloyd James, Ltd	30% payable upon submission of a report on the first familiarization trip, 3 Special me	289,500.00
	United States of America	Brown Lloyd James, Ltd	30% payable upon submission of a report on the second familiarization trip, 3 Special	289,500.00
	United States of America	Brown Lloyd James, Ltd	Consulting Services for Public Outreach Strategy for Yasuni ITT Initiative	179,060.00
	United States of America	Brown Lloyd James, Ltd	Public Outreach Strategy for Yasuni ITT Initiative in Ecuador - Brown, Lloyd James (4t	268,130.00
	United States of America	BT Americas Inc.	Information centers	310,600.00
	United States of America	C GLOBAL CONSULTING LLC	Management development	60,000.00
	United States of America	Chartered Institute of Purchasing & Supp	Educational Consulting	84,580.00
	United States of America	Cisco Systems Inc.(C.C.N.F.)	Computer hardware maintenanc	136,910.00
	United States of America	CMC Americas Inc	Local Consultants-Technical	356,960.00
	United States of America	COLORCRAFT OF VIRGINIA INC.	Publishing	75,120.00
	United States of America	Communications Development Inc.	Editorial and support servi	72,760.00
	United States of America	Communications Development Inc.	Publishing	70,000.00
	United States of America	Comwell Roskilde	Meeting facilities	54,180.00
	United States of America	CONSENSUS BUILDING INSTITUTE	Training	42,840.00
	United States of America	Consolidated Graphics	Printing	171,470.00
	United States of America	Cornelius Martinus STEENKEN	Intl Consultants-Technical	49,500.00
	United States of America	Cornerstone Records Managements	Storage	39,420.00
	United States of America	Cornerstone Records Managements	Storage	32,610.00
	United States of America	CORPORATE EXECUTIVE BOARD	Training	31,500.00
	United States of America	Danish Refugee Council	Intl Consultants-Technical	156,000.00
	United States of America	Derek KILNER	Local Consultants-Support	35,550.00
	United States of America	DEVELOPMENT GATEWAY, Inc.	Software application admin.	68,950.00
	United States of America	Development Seed	Mass communication services	237,600.00
	United States of America	DHL - Airborne Express	Distribution Cosworldwide for HDR2012 materials	140,000.00
	United States of America	Dinamus Inovação Sustentabilidade e Negó	New business start up Advic	60,000.00
	United States of America	DLB Associates Consulting Engineers, P.C	Building Maintenance & Repa	72,320.00
	United States of America	DLB Associates Consulting Engineers, P.C	Civil engineering	30,950.00
	United States of America	DLT Solutions, LLC	Licensing Rights	74,620.00
	United States of America	Dolce International/Palisades Inc.	Conference organizing servi	31,940.00
	United States of America	DUNDEX Network	Disaster prepare and relief	87,470.00
	United States of America	DUNDEX Network	Intl Consultants-Technical	138,960.00
	United States of America	DUNDEX Network	Management support services	50,000.00
	United States of America	DUNDEX Network	RLA C2012-009 RCLAC E TORRES SER(6) Environmental advisory	36,750.00
	United States of America	EDEN PALACE AU LAC	Conference organizing servi	95,260.00
	United States of America	EDEN PALACE AU LAC	IAWG VENUE FOR NATURAL RESOURCES MANAGEMENT TRAINING, 27 FEBRU	50,120.00
	United States of America	Elham SHABAHAT	Intl Consultants - Support	76,850.00
	United States of America	Elizabeth Eggerts	Local Consultants-Support	42,000.00
	United States of America	EMC CORPORATION	Computer hardware maintenanc	44,170.00
	United States of America	Emerging Markets Communications Inc.	Internet services	2,176,710.00
	United States of America	Emerging Markets Communications Inc.	QI&T S) Q1-2013 VSAT MRC Charges	667,510.00
	United States of America	EMILIE PRADICHT	Intl Consultants - Support	73,000.00
	United States of America	Ercan MURAT	Intl Consultants - Support	35,950.00
	United States of America	ERP Analysts Inc	Local Consultants-Technical	51,840.00
	United States of America	Estelle Anne Lise AEBERSOLD	Fees for period 27 February to 31 December 2012	42,400.00
	United States of America	Evaluation Personnel Selection Internati	Staff recruiting services	46,500.00
	United States of America	Fitch Consulting LLC	Local Consultants-Technical	56,500.00
	United States of America	Fond. Int. Univ. Hautes Et. Small Arms	Payment 20% upon draft narrative report	34,560.00
	United States of America	Fond. Int. Univ. Hautes Et. Small Arms	Payment 80% upon final report	276,490.00
	United States of America	Fuse IQ	Management information syst	49,450.00
	United States of America	Fusion Associates	Intl Consultants-Technical	42,190.00
	United States of America	Gayle Lee Nelson	Intl Consultants-Technical	40,320.00
	United States of America	Glen Cove Property LLC	Training	41,310.00
	United States of America	GlenCove Mansion Hotel & Confer. Center	Conference organizing servi	32,020.00
	United States of America	Graphics Service Bureau Inc.	Printing	199,790.00
	United States of America	Group W Inc	Social development	75,600.00
	United States of America	Gunlana Ponomaryova	Intl Consultants-Technical	96,000.00
	United States of America	Hanna Cecilia GRAHN	Intl Consultants-Technical	34,340.00
	United States of America	HCL AMERICA INC.	Local Consultants-Technical	176,360.00
	United States of America	HEALTHY BUILDING INTERNATIONAL	Building Maintenance & Repa	106,670.00
	United States of America	Henrik KOLSTRUP	Comp. Payments, IP staff	33,640.00
	United States of America	Hewlett-Packard Company	Software maintenance	77,950.00
	United States of America	Hexaware Technologies UK Ltd.	Intl Consultants-Technical	54,800.00
	United States of America	Hilton Dubai Jumeirah	Conference organizing servi	125,060.00
	United States of America	HOTEL SHILLA	Meeting facilities	104,470.00
	United States of America	HOTEL SPECTRUM	264 rooms for meeting participants	43,540.00
	United States of America	HUAIROU COMMISSION	Information centers	75,000.00
	United States of America	HUAIROU COMMISSION	Social development	60,000.00
	United States of America	HUMAN DEVELOPMENT AND CAPABILITY ASSOCIA	Training and development	45,000.00
	United States of America	Indecomm Holdings Inc	Training and development	51,920.00
	United States of America	Industrial Economics, Inc.	Local Consultants-Technical	30,000.00
	United States of America	INNOVATION N'IDEAS	Intl Consultants-Technical	76,000.00
	United States of America	INSTITUTE OF INTERNAL AUDITORS	Management support services	62,500.00
	United States of America	INTERNATIONAL CENTER FOR RESEARCH ON WOM	SJ Consulting Companies	129,870.00
	United States of America	International Law and Policy Institute	Court system	66,000.00
	United States of America	International Peace Institute	Grants to Instit & other Be	51,500.00
	United States of America	IPM Associates, LLC	Intl Consultants-Technical	49,250.00
	United States of America	Jemima SUAREZ ZABALA	Intl Consultants - Support	54,100.00
	United States of America	JPD SYSTEMS, LLC	Language interpretation	50,070.00
	United States of America	Juliette JAWAD	Comp. Payments, IP staff	50,450.00
	United States of America	Kara ALAIMO	Intl Consultants-Technical	32,380.00
	United States of America	KPMG LLP	Local Consultants-Technical	40,000.00
	United States of America	KRISTEN ELIZABETH LEWIS	Local Consultants-Technical	33,000.00
	United States of America	Linkage	Learning costs	266,820.00
	United States of America	Linkage	Learning Costs - LRC	146,720.00
	United States of America	London School of Economics & Pol. Scienc	Methodology and analysis	50,000.00
	United States of America	Luico SEVERO	Local Consultants-Technical	34,770.00
	United States of America	MACLEAN CONSULTING	Staff recruiting services	102,000.00
	United States of America	Management Systems International	Intl Consultants-Technical	223,740.00
	United States of America	Management Systems International	Local Consultants-Technical	180,140.00
	United States of America	Management Systems International	Local Consultants-Technical	86,590.00
	United States of America	Maria del Mar GALINDO-HERNANDEZ	Local Consultants-Technical	47,100.00
	United States of America	MarieLise KIND	Comp. Payments, IP staff	31,500.00
	United States of America	Marsh and McLennan	Life, health and accident	69,880.00
	United States of America	Massachusetts Institute of Technology	Methodology and analysis	50,000.00
	United States of America	Meister Consultants Group	Intl Consultants-Technical	30,000.00

## Major contracts for services and works by UN organization

AGENCY			Contract Value
Location of Supplier	Name of Contractor	Description of Services	USD
<b>UNDP continued</b>			
United States of America	MELANIE DOHERTY DESIGN	Charts or maps or atlases - graphic design services	48,560.00
United States of America	Michael Page International	Local Consultants-Support	64,520.00
United States of America	MicroSoft Corporation	Software maintenance	794,790.00
United States of America	Millenium UN Plaza Hotel	Conference organizing servi	56,460.00
United States of America	MILLER Advertising Agency Inc	Advertising agency services	69,410.00
United States of America	MJ BOYD LLC	Local Consultants-Support	40,870.00
United States of America	Montrøy Andersen DeMarco Design, Inc	Building Maintenance & Repa	142,800.00
United States of America	Mythics Inc	Software maintenance	2,200,650.00
United States of America	Nancy CATTLE	Local Consultants-Technical	35,700.00
United States of America	NATIONAL AUDIT OFFICE OF TANZANIA	GEF Ext audit fees 2012 Q3 & Q4	34,180.00
United States of America	NATIONAL AUDIT OFFICE OF TANZANIA	UNDP Ext audit fees 2012 Q3 & Q4	461,970.00
United States of America	NESTA OPERATING COMPANY	Learning costs	32,540.00
United States of America	North River Management Services	Local Consultants-Support	30,880.00
United States of America	Norwegian Refugee Council	Feasibility studies	42,050.00
United States of America	NTT AMERICA, INC.	Data services	90,000.00
United States of America	NTT AMERICA, INC.	Management information syst	153,080.00
United States of America	NTT AMERICA, INC.	Software application admin.	437,340.00
United States of America	NTT AMERICA, INC.	System administration	362,950.00
United States of America	OmCom International, Inc.	Local Consultants-Support	77,100.00
United States of America	Open Systems AG	Management information syst	172,040.00
United States of America	Open Systems AG	System administration	795,640.00
United States of America	Optimis HCM Sarl	Dasa Slavic 30Jan-30Aug12	198,900.00
United States of America	Optimis HCM Sarl	Intl Consultants-Technical	292,500.00
United States of America	ORACLE America, Inc.	Local Consultants-Technical	756,080.00
United States of America	ORACLE America, Inc.	Software maintenance	521,320.00
United States of America	ORACLE America, Inc.	Software maintenance - Service Contract for Global Knowledge Pathways and Naviga	40,170.00
United States of America	P & D CONSULTING SERVICES, INC.	Intl Consultants - Support	53,240.00
United States of America	P & D CONSULTING SERVICES, INC.	Intl Consultants-Technical	136,240.00
United States of America	P & D CONSULTING SERVICES, INC.	Local Consultants-Support	326,960.00
United States of America	P.J. Mechanical Service and Maintenance	Building Maintenance & Repa	39,680.00
United States of America	Paschalidis Jenean	Local Consultants-Technical	143,650.00
United States of America	Perspectives GmbH	Intl Consultants-Technical	61,550.00
United States of America	PHOENIX DESIGN AID A/S	Printing	52,050.00
United States of America	PRICE WATER HOUSE COOPERS	Cost Recovery Consultancy 2012	72,500.00
United States of America	PRICE WATER HOUSE COOPERS	Intl Consultants-Technical	153,600.00
United States of America	Prime Production LTD	Language interpretation	50,960.00
United States of America	Primus Telecommunications Group Inc.	Telecommunication Services	55,730.00
United States of America	Primus Telecommunications Group Inc.	Telecommunication Services	45,000.00
United States of America	Primus Telecommunications Group Inc.	Telephone communications	78,000.00
United States of America	Pritchard Industries, Inc.	Building Maintenance & Repa	2,032,920.00
United States of America	Pritchard Industries, Inc.	Handyman services	924,160.00
United States of America	Professional Financial Temporaries INC	Local Consultants-Support	190,470.00
United States of America	Professional Financial Temporaries INC	Local Consultants-Technical	160,670.00
United States of America	PROSPER BANI	Intl Consultants-Technical	30,460.00
United States of America	R E. Gilmore Investments Corp.	Printing - English version & Posters	67,300.00
United States of America	Radha SINGLA	Intl Consultants-Technical	39,000.00
United States of America	Richa MISHRA	Intl Consultants-Technical	49,500.00
United States of America	Robert Half International Inc ( Boston )	Local Consultants-Support	60,780.00
United States of America	Robert Half International Inc ( Boston )	Local Consultants-Technical	73,430.00
United States of America	Samuel Hall Consulting	Regional development servic	88,480.00
United States of America	SANTIAGO MILLAN GARCIA	Intl Consultants-Technical	46,300.00
United States of America	Saville & Holdsworth (SHL) Canada, Inc.	Management development	338,450.00
United States of America	Saville & Holdsworth (SHL) Canada, Inc.	Staff recruiting services	100,910.00
United States of America	SEED MEDIA GROUP LLC	Art design services	85,000.00
United States of America	Serwah A. Asante	Intl Consultants - Support	42,900.00
United States of America	Sheeran Consulting Inc.	Intl Consultants - Technical, Editing and Layout for the 2011 Annual Consolidated Prog	144,050.00
United States of America	SINFIC Sist Industrial, SARL	Intl Consultants-TechnicalDR Angola	55,000.00
United States of America	SITA (Societe Int. DE Telecommunications	Email and messaging service	243,000.00
United States of America	Siteworx, Inc	Information centers	81,080.00
United States of America	Siteworx, Inc	Mass communication services	609,380.00
United States of America	Sivakumaran, Subathirai	Intl Consultants-Technical	52,360.00
United States of America	SKILL SOFT CORPORATION	Learning costs	166,180.00
United States of America	SKILL SOFT CORPORATION	Learning costs -Desktop & Business Courseware Collection for 5000 users French/Spa	46,620.00
United States of America	SLG 220 News Owner LLC	Building Maintenance & Repa	41,890.00
United States of America	SLG 220 News Owner LLC	Electric utilities	51,620.00
United States of America	SLG 220 News Owner LLC	Property management	47,750.00
United States of America	SOCIAL SCIENCE RESEARCH COUNCIL	Global Research	250,000.00
United States of America	SODNET - INFONET	Grants to Instit & other Be	70,000.00
United States of America	SRI Exec. Science & Eng Recruitment Ltd	Advertising agency services	207,060.00
United States of America	STRATMAN LLC	January - March 2012 fee	46,800.00
United States of America	SUMTOTAL SYSTEMS INC	24x7 Support	50,000.00
United States of America	SUMTOTAL SYSTEMS INC	GeoMaestro Licenses (Additional to Staff)	71,500.00
United States of America	SUMTOTAL SYSTEMS INC	GeoMaestro Licenses (Staff)	110,000.00
United States of America	SUMTOTAL SYSTEMS INC	GeoTalent Licenses (Staff)	118,400.00
United States of America	Supreme Systems Inc.	Courier Charges & Delivery	53,420.00
United States of America	SwissPeace KOFF Center for Peacebuilding	Local Consultants-Technical	70,000.00
United States of America	Symantec Corporation	Software maintenance	110,320.00
United States of America	Systems Flow, Inc.	Management information syst	217,500.00
United States of America	Systems Flow, Inc.	Management information system	53,840.00
United States of America	Systems Flow, Inc.	Software maintenance	49,510.00
United States of America	TAMMY SINGER	Intl Consultants-Technical	42,000.00
United States of America	Tarrytown House	Meeting facilities	52,000.00
United States of America	TATA America International Corporation	Local Consultants-Support	40,960.00
United States of America	TATA America International Corporation	Local Consultants-Technical	5,997,220.00
United States of America	TATA America International Corporation	Management information syst	70,080.00
United States of America	Terra Firma Associates	Advertising agency services	45,390.00
United States of America	The Desmond Tutu Center	Conference organizing servi	42,200.00
United States of America	The Gelfond Group, INC	Educational Consulting	77,500.00
United States of America	The Gelfond Group, INC	Mass communication services	200,000.00
United States of America	The KonTerra Group, LLC	Local Consultants-Technical	38,400.00
United States of America	THE PYTHIAN GROUP	Local Consultants-Technical	158,760.00
United States of America	TIMO HENDRIK HOGENHOUT	Intl Consultants-Technical	34,650.00
United States of America	Transparency International	Grants to Instit & other Be	95,000.00
United States of America	Transparency International	International relations	57,500.00
United States of America	Tricorona Climate Partner AB	Building Maintenance & Repa	41,400.00
United States of America	Trigyn Technology Inc	Local Consultants-Technical	358,700.00
United States of America	Trigyn Technology Inc	Software application admin.	31,630.00
United States of America	Trigyn Technology Inc	System administration	40,000.00
United States of America	TRYG FORSIKRING A/S	Property Insurance	108,050.00
United States of America	UN Assistance Mission for Iraq	Learning costs	35,290.00
United States of America	UN Geneva General Fund	Learning costs	36,000.00
United States of America	UN Geneva General Fund	Learning Costs - LRC	49,000.00
United States of America	UN Geneva General Fund	Participation Fees for UNDP Staff in the UNLEADERS Programme at UNSSC.	96,360.00
United States of America	UN Geneva General Fund	UNDP Staff Costs for participation in the UNCT programme for 2012	60,000.00
United States of America	United Nations	Electric utilities	319,640.00
United States of America	United Nations	Property management	1,977,810.00
United States of America	UNITED NATIONS DEVELOPMENT CORPORATION	Property management	271,810.00
United States of America	UNIVERSITY OF OXFORD	Learning - training of coun	48,440.00
United States of America	UNIVERSITY OF OXFORD	Methodology and analysis	48,440.00
United States of America	US Environmental Protection Agency	Intl Consultants-Technical	81,540.00
United States of America	VERIZON	Data services	88,690.00
United States of America	VERIZON	Internet services	45,000.00
United States of America	VERIZON	Telephone communications	209,500.00

## Major contracts for services and works by UN organization

AGENCY	Location of Supplier	Name of Contractor	Description of Services	Contract Value USD
	<b>UNDP continued</b>			
	United States of America	Verizon Business	Telecommunication Services	63,210.00
	United States of America	Wank Adams Slavin Associates LLP	Building Maintenance & Repa	69,710.00
	United States of America	Wank Adams Slavin Associates, LLP	Building Maintenance & Repa	93,780.00
	United States of America	West Publishing Corporation dba Thomson	Software maintenance	40,880.00
	United States of America	West Publishing Corporation dba Thomson	System administration	101,970.00
	United States of America	WILLIS Limited	Life, health and accident	320,690.00
	United States of America	Work Well Partners	Building Maintenance & Repa	86,300.00
	United States of America	World Health Organisation ( ICC)	Data Processing	14,394,570.00
	United States of America	World Health Organisation ( ICC)	Email and messaging service	3,206,030.00
	United States of America	World Health Organisation ( ICC)	Information centers	180,150.00
	United States of America	WYSIWYG Diseño Digital, S.L.	Advertising agency services	62,190.00
	United States of America	ZAPACH Marla Dawn	Intl Consultants-Technical	94,600.00
	United States of America	Zhengzheng GU	Local Consultants-Technical	50,200.00
	Uruguay	BAY, SA	Aids prevention or control	57,100.00
	Uruguay	HOTEL COTTAGE SA	Conference organizing servi	47,030.00
	Uzbekistan	BM ANKLAF LTD	Conference organizing servi	139,360.00
	Uzbekistan	EXPERT FIKR LLC	Economic analysis	55,950.00
	Uzbekistan	FANLAR AKADEMIYASI ENERGETIKA VA AVTOMA	Environmental information	39,570.00
	Uzbekistan	FARMACOM LLC	Storage	37,650.00
	Uzbekistan	FE LLC "INCONEL"	SJ Premise Services	34,040.00
	Uzbekistan	IDA FOUNDATION	Handling fee, Insurance and transportation costs	40,920.00
	Uzbekistan	INSTITUTE FOR MARKET TRANSFORMATION	Environmental advisory	66,020.00
	Uzbekistan	ISKER QURILIS	Civil engineering; BFU Phase II project	35,060.00
	Uzbekistan	KUEHNE + NAGEL A/S	Freight by inland to Tashkent (2 full truck load estimated)	38,830.00
	Uzbekistan	KUEHNE + NAGEL A/S	Freight of blood safety commodities from various FCA points to Tashkent	214,290.00
	Uzbekistan	KUEHNE + NAGEL A/S	Freight of incinerators from Baoshan Shanghai to various cities in Uzbekistan	51,580.00
	Uzbekistan	MEGA BASIM YAYIN TIC.A.S.	Printing	84,670.00
	Uzbekistan	Mercury Service Events and Travel	Conference organizing servi	86,840.00
	Uzbekistan	Mercury Service Events and Travel	Conference organizing servi	70,830.00
	Uzbekistan	Nicolas Witsen Foundation	Training and development	65,080.00
	Uzbekistan	POLITECNICO DI TORINO-DIPARTIMENTO ENER	Training	37,190.00
	Uzbekistan	REPUBLICAN TEST AND CERTIFICATION CENTER	Legislative bodies & practi	217,900.00
	Uzbekistan	STROYMEDREM OOO	Building Maintenance & Repa	40,330.00
	Uzbekistan	Tashkent State Technical University	Environmental information	35,580.00
	Uzbekistan	UNICEF Supply Division	Freight, Insurance, Inspection, Handling Fees	160,620.00
	Uzbekistan	UNICEF Supply Division	Investment Management Fees	88,910.00
	Uzbekistan	UNICEF Supply Division	Shipment, Insurance and handling fee	82,700.00
	Venezuela	De la Vega, Marquez, Perdomo y Asociados	Audit services	450,200.00
	Venezuela	FACEX CONSULTING GROUP C.A.	P3A LEVANTAMIENTO Y ANALISIS DE PROCESOS	36,880.00
	Venezuela	LARA MARAMBIO Y ASOCIADOS	Audit services	38,480.00
	Venezuela	LINDA MANAKA INFANTE SURUTA	Local Consultants-Technical	39,860.00
	Venezuela	PAREDES, ROSA	Local Consultants-Technical	33,460.00
	Vietnam	ALS CANADA LTD.	N/A	90,530.00
	Vietnam	BRIDGES ACROSS BORDERS SOUTHEAST ASIA	Contract 2012-05-02 (2nd and 3rd payment)	58,100.00
	Vietnam	BRIDGES ACROSS BORDERS SOUTHEAST ASIA	Training	89,380.00
	Vietnam	CONG TY TNHH LANGDON & SEAH VIETNAM	Civil engineering - GOUNH-Cost consultant	130,000.00
	Vietnam	CONG TY TNHH LANGDON & SEAH VIETNAM	Cost Consultant contract (amendment 1)	32,480.00
	Vietnam	CT CP NGHIEN CUU VA TU VAN DONG DUONG	Contract 2011-12-08 (2nd payment)	210,020.00
	Vietnam	CT CP NGHIEN CUU VA TU VAN DONG DUONG	Contract 2011-12-08 (3rd payment)	126,100.00
	Vietnam	CTY LIEN DOANH TNHH BERJAYA HO TAY	Conference organizing servi	49,710.00
	Vietnam	CTY LUAT TNHH VIET BID	Contract 2012-10-04	52,940.00
	Vietnam	CTY TNHH MOT THANH VIEN GHD VIET NAM	Civil engineering	1,100,000.00
	Vietnam	CTY TNHH MOT THANH VIEN GHD VIET NAM	VAT cost	55,000.00
	Vietnam	CUC PHUC VU NGOAI GIAO DOAN	Handyman services	77,650.00
	Vietnam	ECOBA VIETNAM JOINT STOCK COMPANY	C. 121206 (progress payment)	963,270.00
	Vietnam	ECOBA VIETNAM JOINT STOCK COMPANY	Contract 121206 -First payment	2,161,480.00
	Vietnam	ECOBA VIETNAM JOINT STOCK COMPANY	VAT (Value Added Tax)	312,470.00
	Vietnam	ENVIRONMENTAL DECONTAMINATION LIMITED	Contract 2011-09-04	470,310.00
	Vietnam	KPMG LIMITED	Audit services	44,980.00
	Vietnam	TAUW BV	Environmental advisory - Contract 2011/07/02- 3th and 4th instalments	283,520.00
	Vietnam	THE MET OFFICE	5th payment (2nd amendment)	101,850.00
	Vietnam	THE MET OFFICE	Contract dated 21 May 2009 (4th payment - Amendment 2)	32,430.00
	Vietnam	TRUONG DAI HOC CAN THO - DAK	Learning - training of coun	55,760.00
	Vietnam	TT NGHIEN CUU PT HO TRO CONG DONG	C. 2012-05-05 (service in 2012)	102,810.00
	Vietnam	TT NGHIEN CUU PT HO TRO CONG DONG	Contract 2011-04-05 (service done in 2012)	112,640.00
	Vietnam	TT NGHIEN CUU PT HO TRO CONG DONG	Contract 2012-04-02 (service in 2012)	380,630.00
	Vietnam	VAN PHONG LUAT SU NHQUANG VA CONG SU	Social development	60,830.00
	Vietnam	VIEN MOI TRUONG NONG NGHIEP	Contract 2012-02-10	52,060.00
	Vietnam	VIEN NGHIEN CUU QUAN LY KINH TE TW	1st & 2nd payment - LOA on the implementation of fossil fuel fiscal reform project (pha	34,650.00
	Yemen	DELOITTE & TOUCHE (M.E) & PARTNER	Audit services	52,080.00
	Yemen	SAM INDUSTRIAL SUPPLIES	Building Maintenance & Repa	62,230.00
	Yemen	SAM INDUSTRIAL SUPPLIES	Security services and equipment for UNDP compound; PO has been issued to facilit	52,530.00
	Yemen	STALLION SECURITY COMPANY	Security Services for the office premises, sana'a for 6 months starting from 1 June t	32,400.00
	Yemen	STALLION SECURITY COMPANY	Security Services for the UNDP premises, Seyoun for 6 months starting from 1 June t	37,800.00
	Yemen	STONE SECURITY ENGINEERING P.C	Blast Assessment	44,110.00
	Yemen	STONE SECURITY ENGINEERING P.C	E; Blast Assessment survey for UN-OCHA Yemen Office	68,880.00
	Yemen	TECHNOSEA MARINE EQUIPMENT	Storage	68,540.00
	Yemen	UNIVERSAL RENT A CAR	Vehicle rental	96,840.00
	Yemen	YEMEN GENERAL RADIO AND TV CORPORATION	Audio Visual Productions	61,470.00
	Zambia	AFRIPANEL	Erection, installation, connection and commissioning	157,650.00
	Zambia	AFRIPANEL	Transport	56,000.00
	Zambia	ARMCOR SECURITY LIMITED	Security systems services - UN Control Room	30,730.00
	Zambia	BBC WORLD SERVICES TRUST	Training	158,830.00
	Zambia	GLOBAL LOGISTICS	Freight forwarders services	53,490.00
	Zambia	GOLFVIEW HOTEL	Conference organizing services - UN-REDD Anti-Corruption Meeting	38,570.00
	Zambia	HUGH WOOD INC	Property Insurance	82,460.00
	Zambia	MEDICAL STORES LIMITED	Distribution Cost	298,990.00
	Zambia	MEDICAL STORES LIMITED	Storage & Distribution Costs for June 2012	65,220.00
	Zambia	NEW HORIZON PRINTING PRESS	Printing of antenatal registers - printed on A3 as per specifications on quote # 30183 d	51,390.00
	Zambia	NEW HORIZON PRINTING PRESS	Printing of child health activity sheets - printed on A3 as per specifications on quote # 3	31,800.00
	Zambia	NEW HORIZON PRINTING PRESS	Printing of family planning register - printed on A3 as per specifications on quote # 30	30,850.00
	Zambia	NEW HORIZON PRINTING PRESS	Printing of health centre service health information aggregation HIA2 - Printed A4 as p	37,690.00
	Zambia	NEW HORIZON PRINTING PRESS	Printing of male children under five clinic cards	35,480.00
	Zambia	NEW HORIZON PRINTING PRESS	Printing of out patient registers - printed on A3 as per specifications on quote # 30183	69,320.00
	Zambia	NEW HORIZON PRINTING PRESS	Printing of postnatal registers - printed on A3 as per specifications on quote # 30183 d	31,700.00
	Zambia	NEW HORIZON PRINTING PRESS	Printing of under five (5) registers - printed on A3 as per specifications on quote # 301	53,170.00
	Zambia	NEW HORIZON PRINTING PRESS	Printing of under five children clinic cards for female	35,480.00
	Zambia	PROTEA HOTEL LUSAKA	Conference organizing servi	63,340.00
	Zambia	SCAN GLOBAL LOGISTICS A/S	Freight forwarders services -Air transportation - Barcelona - Zambia	57,440.00
	Zambia	SMARTNET LIMITED	IT Installation - Installation of Local Area Network (LAN) at the UN House (ground, 1st	35,190.00
	Zambia	TOYOTA TSUSHO AFRICA (PTY) LTD	Freight forwarders services	39,960.00
	Zambia	ZAL ELEVATORS LTD	Installation of new elevator at the UN Annex Building. 55% due upon completion of c	45,690.00
	Zambia	ZAMBIA ASSOCIATION FOR RESEARCH	3rd instalment of fees for the consultancy to conduct a baseline survey of local govern	33,560.00
	Zimbabwe	CLEAN ME CLEAN (PVT) LIMITED	Handyman services	74,690.00
	Zimbabwe	COMPULINK SYSTEMS P/L	Communication Service	58,790.00
	Zimbabwe	DELMA PRINTERS	Printing	148,910.00
	Zimbabwe	DELOITTE & TOUCHE	Audit services	61,980.00
	Zimbabwe	DHL Global Forwarding	Shipment (Relocation) - sea transportation from FCA Fos Sur Mer seaport, containeriz	86,850.00
	Zimbabwe	EBRAHIM, HASENIMIR	Intl Consultants-Technical	118,560.00
	Zimbabwe	ECONET WIRELESS (PVT) LTD	Mobile communications servi	103,310.00
	Zimbabwe	ERNST & YOUNG	Local Consultants-Support	50,000.00
	Zimbabwe	FEDERAL EXPRESS (PVT) LTD	Courier Charges & Delivery	40,020.00
	Zimbabwe	J&P SECURITY	Security systems services	155,980.00

## Major contracts for services and works by UN organization

AGENCY	Location of Supplier	Name of Contractor	Description of Services	Contract Value USD
<b>UNDP continued</b>				
	Zimbabwe	KPMG MANAGEMENT CONSULTING	Audit services	157,020.00
	Zimbabwe	KUEHNE + NAGEL A/S	Freight forwarders services - transportation of TB drugs to Harare, Zimbabwe	81,130.00
	Zimbabwe	KUEHNE + NAGEL A/S	Freight forwarders services -transportation of TB drugs to Harare, Zimbabwe	71,780.00
	Zimbabwe	KUEHNE + NAGEL A/S	Freight of DDT from Mumbai to Harare	258,240.00
	Zimbabwe	KUEHNE + NAGEL A/S	Moving Expenses	48,000.00
	Zimbabwe	KUEHNE + NAGEL A/S	Water transport - Transportation of TB drugs from Mumbai, India, to Harare, Zimbabwe	30,810.00
	Zimbabwe	MANYENA, SIAMBABALA BERNARD	Local Consultants-Technical	51,000.00
	Zimbabwe	NETS FOR AFRICA	Distribution Cost	192,220.00
	Zimbabwe	PEARL PROPERTIES (2006) LIMITED	Building Maintenance & Repa	49,910.00
	Zimbabwe	PEARL PROPERTIES (2006) LIMITED	Commercial facility rental	653,620.00
	Zimbabwe	PEARL PROPERTIES (2006) LIMITED	VAT (Value Added Tax)	98,620.00
	Zimbabwe	SABLE PRESS (PVT.) LTD	Printing	82,620.00
	Zimbabwe	SANDENT TRADING (PVT) LTD TA	Building Maintenance & Repa	32,950.00
	Zimbabwe	TOYOTA GIBRALTAR STOCKHOLDINGS	RHD Hilux Double Cab 5 seater, Turbo Diesel including freight cost	63,740.00
	Zimbabwe	UNICEF Plads	Freight forwarders services	4,372,540.00
	Zimbabwe	UNICEF Plads	Freight, insurance, inspection & handling	1,391,200.00
	Zimbabwe	UNICEF Plads	Freight, Insurance, Inspection & Handling	432,130.00
	Zimbabwe	UNICEF Plads	Freight, Insurance, inspection & Handling	114,960.00
	Zimbabwe	UNICEF Plads	Handling fee	39,450.00
	Zimbabwe	UNICEF Plads	Insurance, Inspection & freight (Air shipment air to Johannesburg; then truck to Harare)	51,250.00
	Zimbabwe	UNICEF Plads	Transportation storage	267,480.00
	Zimbabwe	ZIMBABWE ELECTRICITY SUPPLY AUTHORITY	Electric utilities	89,790.00
<b>UNECA</b>				
	Egypt	Raya Integration	Consultancy	121,419.00
	Ethiopia	EWUNET A GENERAL	Casual Labour	60,000.00
	Ethiopia	M & M TRANS AFRIC	Maintenance and Repairs	124,289.02
	Ethiopia	SAMUEL SAHLEMARIA	Construction Works	2,507,995.43
	Ethiopia	Sherefa Shafi B.C	Construction Works	125,935.53
	Ethiopia	Sherefa Shafi B.C	Construction Works	65,623.00
	Ethiopia	Sherefa Shafi B.C	Construction Works	53,559.00
	India	ADVANCED SOFTWARE SYSTEM INC (ASSYST)	Consultancy Services	71,446.00
	Italy	EURO MEC WATER TR	Plants/ Gardening and Related Services	143,725.00
	Italy	INTERTRADE INTERN	Electro Mechanical Works	74,734.13
	Italy	SIXELEVEN S.R.I	Purchase of the new ECA/website	45,000.00
	Kenya	CAMERAPIX	Photography & Video Recording	73,830.00
	Kenya	CAMERAPIX	Photography & Video Recording	39,162.02
	Netherlands	SWETS Information	Subscriptions & Memberships	133,774.95
	Netherlands	SWETS Information	Subscriptions & Memberships	132,680.83
	South africa	REINERTSEN VALUATION SERVES	Evaluation of ECA building and their conents	39,030.00
	South africa	REINERTSEN SERVICES	Consultancy Services	39,030.00
	Switzerland	PILATUS SERVICE L	Construction Works	446,378.96
	Switzerland	PILATUS SERVICE L	Construction Works	73,800.00
	United Kingdom	TRINITY INTERNATIONAL LLP	A research paper on Building public private	30,000.00
	United Republic of Tanzania	MACRO TECH CO. LTD	Consultancy Services	39,672.00
	United States of America	COMMUNICATION DEV	Printing and Publishing Services	33,750.00
	United States of America	COMMUNICATIONS DE	Consultancy	36,140.00
<b>UNESCO</b>				
	Albania	AD-STAR Sh.p.k	Conservation of historic monuments and sites	121,955.06
	Argentina	CLACSO CONSEJO LATINO AMERICANO	Social studies and surveys	32,000.00
	Argentina	Ediciones Al Arco	Editing services	48,097.94
	Argentina	Instituto Publicaciones Estadistica	Printing, publishing and bookbinding services	37,377.63
	Argentina	TRINANES FOTOCROMOS	Printing, publishing and bookbinding services	69,800.46
	Australia	ASPB AE Australia Ltd	EDUCATION	76,000.00
	Australia	Hart Security Australia Pty Ltd	Project Management	218,037.00
	Australia	In a BoxInnovations/ RukminWijemann	COMMUNITY, SOCIAL AND PERSONAL SERVICES	34,516.00
	Australia	Queensland University of Technology	TRAINING	39,995.00
	Australia	SMALL WORLD STORIES	COMMUNITY, SOCIAL AND PERSONAL SERVICES	56,977.00
	Bangladesh	BRAC Development Institute	Conference organizing services	30,854.00
	Barbados	Association of Music Entrepreneurs	Culture development	100,000.00
	Barbados	Caribbean Broadcast Media Partnersh	Training, media	30,000.00
	Belgium	J. Van Breda & Co International	Insurance claims administration	1,150,000.00
	Belgium	SITA	Operations, maintenance and support for data network	113,523.18
	Belgium	SITA	Operations, maintenance and support for data network	110,609.14
	Belgium	SITA	Operations, maintenance and support for data network	109,799.59
	Belgium	SITA	Operations, maintenance and support for data network	109,060.06
	Belgium	SITA	Operations, maintenance and support for data network	107,974.12
	Belgium	SITA	Operations, maintenance and support for data network	107,330.61
	Belgium	SITA	Operations, maintenance and support for data network	107,105.13
	Belgium	SITA	Operations, maintenance and support for data network	105,825.78
	Belgium	SITA	Operations, maintenance and support for data network	105,480.56
	Belgium	SITA	Operations, maintenance and support for data network	104,426.67
	Belgium	SITA	Operations, maintenance and support for data network	94,531.61
	Belgium	UNIVERSITEIT ANTWERPEN	Evaluation research	76,708.00
	Belgium	Vlaams Instituut voor de Zee	Marine sciences	51,678.91
	Benin	LA MAIRIE DE COTONOU	Culture development	99,900.00
	Bosnia and Herzegovina	GD "Arhitekti" d.o.o. Mostar	Conservation of historic monuments and sites	62,023.65
	Bosnia and Herzegovina	HERING d.d. Siroki Brijeg	Cultural heritage	51,335.23
	Bosnia and Herzegovina	Marusic d.o.o. Jajce	Conservation of historic monuments and sites	40,381.60
	Bosnia and Herzegovina	Porobic doo Trebinje	Conservation of historic monuments and sites	36,600.00
	Bosnia and Herzegovina	Vizart Asocijacija Za Vizuelnu Kult	Culture development	35,700.00
	Botswana	DEPARTMENT OF ARTS AND CULTURE	Cultural heritage	32,500.00
	Brazil	Acao Social Nossa Senhora Do Perpet	External consultancy	70,270.27
	Brazil	Afma - Acao Social Comunitaria	External consultancy	63,945.94
	Brazil	Agencia De Desenvolvimento Economic	External consultancy	48,410.07
	Brazil	Ajax Futebol Clube	External consultancy	51,891.90
	Brazil	Amico- Associacao Amigos Do Coracao	External consultancy	61,240.91
	Brazil	Andi Agencia De Noticias Dos Direit	External consultancy	92,673.92
	Brazil	Andrey Meirelles Hermuche - Epp	Travel	96,648.84
	Brazil	Ass Dos Morad Dos B Frutilandia I E	External consultancy	36,176.74
	Brazil	Assistencia Social Casa Azul Asca	External consultancy	36,816.21
	Brazil	Assoc. Familiar Da Comunidade Negra	External consultancy	73,798.03
	Brazil	Associacao - Acao Mineira Para Educ	External consultancy	48,273.19
	Brazil	Associacao Afro Didara & Companhia	External consultancy	69,247.37
	Brazil	Associacao Artistica Cultural Oi No	External consultancy	40,394.09
	Brazil	Associacao Beneficente Rosanna Catt	External consultancy	45,562.41
	Brazil	Associacao Casa Das Artes De Educac	External consultancy	83,783.79
	Brazil	Associacao Comunitaria De Milagres	External consultancy	63,703.49
	Brazil	Associacao Comunitaria Do Guarani	External consultancy	62,772.61
	Brazil	Associacao Comunitaria Irene Cruz -	External consultancy	78,825.58
	Brazil	Associacao Comunitaria Sao Francisc	External consultancy	59,459.47
	Brazil	Associacao Corpo De Bombeiros Volun	External consultancy	76,293.77
	Brazil	Associacao Cultural Ibarra	External consultancy	86,783.20
	Brazil	Associacao Cultural Imperadores Da	External consultancy	30,105.40
	Brazil	Associacao Cultural Prof Hans Ulric	External consultancy	81,081.08
	Brazil	Associacao Curumins	External consultancy	53,550.02
	Brazil	Associacao Da Escola De Samba Estud	External consultancy	34,090.91
	Brazil	Associacao De Formacao E Reeducacao	External consultancy	81,081.08
	Brazil	Associacao De Futsal Infanto-Juveni	External consultancy	65,010.34
	Brazil	Associacao De Moradores Do Conjunto	External consultancy	89,017.44
	Brazil	Associacao De Moradores Do Conjunto	External consultancy	87,788.18
	Brazil	Associacao De Moradores Do Conjunto	External consultancy	66,400.00
	Brazil	Associacao De Pais E Amigos Dos Exc	External consultancy	36,337.21
	Brazil	Associacao De Promocao Humana E Res	External consultancy	87,839.34



## Major contracts for services and works by UN organization

AGENCY			Contract Value
Location of Supplier	Name of Contractor	Description of Services	USD
UNESCO continued			
Brazil	Associacao De Promocao Para O Cresc	External consultancy	79,440.00
Brazil	Associacao Dos Moradores Do Alto Da	External consultancy	76,023.26
Brazil	Associacao Dos Moradores Do Tabulei	External consultancy	43,856.31
Brazil	Associacao Dos Skatistas De Colider	External consultancy	54,535.13
Brazil	Associacao Eremim: Acao Social De P	External consultancy	85,227.27
Brazil	Associacao Experimental De Midia Co	External consultancy	40,613.27
Brazil	Associacao Humana Povo Para Povo Br	External consultancy	58,369.77
Brazil	Associacao Lar Do Nenen	External consultancy	67,712.10
Brazil	Associacao Luta Pela Paz	External consultancy	73,880.32
Brazil	Associacao Missionaria Evangelica V	External consultancy	32,460.00
Brazil	Associacao Musical Antonio Malato	External consultancy	70,112.43
Brazil	Associacao Musical Uniao Lira Pauli	External consultancy	45,320.20
Brazil	Associacao Nossa Voz Em Acao	External consultancy	67,922.10
Brazil	Associacao Orquestra Pro Musica Do	External consultancy	90,175.60
Brazil	Associacao Os Amigos De Clara Amiza	External consultancy	55,347.50
Brazil	Associacao Palas Athena Do Brasil	External consultancy	38,232.56
Brazil	Associacao Para O Desenvolvimento D	External consultancy	63,107.57
Brazil	Associacao Para O Desenvolvimento I	External consultancy	49,121.97
Brazil	Associacao Partners Do Brasil - Cen	External consultancy	88,127.30
Brazil	Associacao Pestalozzi De Barbalha	External consultancy	63,162.17
Brazil	Associacao Pestalozzi De Goiania	External consultancy	54,054.06
Brazil	Associacao Pestalozzi De Linhares	External consultancy	71,191.27
Brazil	Associacao Porteirense De Assistenc	External consultancy	50,491.08
Brazil	Associacao Pracetum Acao Social-Apa	External consultancy	78,702.42
Brazil	Associacao Pro-Brejaru	External consultancy	78,560.00
Brazil	Associacao Pro-Esporte E Cultura	External consultancy	32,901.08
Brazil	Associacao Projeto Crescer	External consultancy	39,632.98
Brazil	Associacao Projeto Providencia	External consultancy	92,216.74
Brazil	Associacao Recreativa Cultural E Ar	External consultancy	68,045.46
Brazil	Associacao Redes De Desenvolvimento	External consultancy	80,574.28
Brazil	Associacao Sociedade Dos Musicos Do	External consultancy	30,126.17
Brazil	Associacao Toledense Dos Atletas Em	External consultancy	83,372.28
Brazil	Associacao Vidanca Companhia De Dan	External consultancy	34,171.33
Brazil	Associacao Brasileira Interdiscipli	External research	86,218.60
Brazil	Associacao Dos Filhos E Amigos De Vic	External consultancy	89,207.40
Brazil	Bagulhadores Do Mio	External consultancy	78,705.40
Brazil	Bairro Da Juventude Dos Padres Roga	External consultancy	39,343.53
Brazil	Ballet De Santa Teresa	External consultancy	60,271.00
Brazil	Base Maquetes Industria E Servicos	External consultancy	35,953.98
Brazil	Business To Technology Consultoria	External consultancy	33,201.97
Brazil	Campinas Tayo Viagens E Turismo Ltd	Hotel industry	103,278.07
Brazil	Casa Pequeno Davi	External consultancy	55,522.06
Brazil	Cecip Centro De Criacao De Imagem P	External consultancy	83,284.62
Brazil	Cecip Centro De Criacao De Imagem P	External consultancy	81,057.75
Brazil	Central Unica Das Favelas Do Rio De	External consultancy	90,116.28
Brazil	Centro Comunitario Casa Mateus	External consultancy	30,811.33
Brazil	Centro Comunitario Cultural E Ecles	External consultancy	81,081.08
Brazil	Centro Cultural Cartola	External consultancy	80,994.60
Brazil	Centro Cultural E Educacional Mandi	External consultancy	54,365.08
Brazil	Centro De Cultura Negra Do Maranhao	External consultancy	64,864.87
Brazil	Centro De Integracao De Redes Socia	External consultancy	71,487.69
Brazil	Centro De Promocao Da Vida De Crian	External consultancy	81,081.08
Brazil	Centro Educacional E Profissional D	External consultancy	62,068.97
Brazil	Centro Social Mali Martin-Csmm	External consultancy	73,867.24
Brazil	Channel Locacoes E Eventos Ltda - M	External consultancy	70,478.02
Brazil	Cidade Grafica E Editora Ltda	Printing, publishing and bookbinding services	58,162.16
Brazil	Cidade Grafica E Editora Ltda	Printing, publishing and bookbinding services	43,401.74
Brazil	CLADE	Project Management	49,500.00
Brazil	Cleusa De Oliveira Me	Conference organizing services	63,197.80
Brazil	Clube De Maes Mariana	External consultancy	75,675.68
Brazil	Companhia Teatral Spirits	External consultancy	43,243.24
Brazil	Compliance Eventos E Producoes Ltda	Conference organizing services	38,494.59
Brazil	Congregacao Holistica Da Paraiba	External consultancy	37,663.98
Brazil	Cpm Braxis Outsourcing S/A	External consultancy	408,256.74
Brazil	Due Promocoes E Eventos Ltda	Conference organizing services	454,709.79
Brazil	Due Promocoes E Eventos Ltda	Conference organizing services	190,870.05
Brazil	Due Promocoes E Eventos Ltda	Conference organizing services	100,348.51
Brazil	Due Promocoes E Eventos Ltda	Conference organizing services	78,577.40
Brazil	Due Promocoes E Eventos Ltda	Conference organizing services	76,327.25
Brazil	Due Promocoes E Eventos Ltda	Conference organizing services	74,056.28
Brazil	Due Promocoes E Eventos Ltda	Conference organizing services	72,838.37
Brazil	Due Promocoes E Eventos Ltda	Conference organizing services	66,577.45
Brazil	Due Promocoes E Eventos Ltda	Conference organizing services	56,797.40
Brazil	Due Promocoes E Eventos Ltda	Conference organizing services	55,234.93
Brazil	Due Promocoes E Eventos Ltda	Conference organizing services	34,695.95
Brazil	Due Promocoes E Eventos Ltda	Conference organizing services	34,139.94
Brazil	Entidade Pro-Menor Sao Daniel Combo	External consultancy	33,395.13
Brazil	Emani Costa - Epp	External consultancy	146,242.07
Brazil	Espaco Cultural Via Esperanca	External consultancy	32,756.76
Brazil	Faculdades Catolicas	External consultancy	40,540.54
Brazil	Filarmonica 2 De Janeiro De Jacobin	External consultancy	39,097.77
Brazil	Fiotec - Fundacao Para O Desenvolvi	Conference organizing services	81,786.09
Brazil	Formacao - Centro De Apoio A Educac	External consultancy	66,420.46
Brazil	Frost & Sullivan Do Brasil Consulto	External consultancy	71,792.43
Brazil	Fundacao Centro Brasileiro De Prote	External consultancy	45,622.70
Brazil	Fundacao De Desenvolvimento Da Pesq	External consultancy	160,159.08
Brazil	Fundacao De Desenvolvimento Da Pesq	Social research	75,195.47
Brazil	Fundacao De Educacao, Cultura E Des	External consultancy	81,356.90
Brazil	Fundacao Do Caminho	External consultancy	33,772.97
Brazil	Fundacao Fe E Alegria Do Brasil	External consultancy	81,686.04
Brazil	Fundacao Projeto Diferente	External consultancy	56,953.01
Brazil	Grafica E Editora Qualidade Ltda.	Printing, publishing and bookbinding services	66,197.67
Brazil	Grupo De Apoio A Crianca Com Cancer	External consultancy	51,608.82
Brazil	Grupo De Produtores Rurais De Tomba	External consultancy	84,474.42
Brazil	Grupo Mulheres Em Acao	External consultancy	87,353.70
Brazil	Grupo Teatral - Gritos E Risos	External consultancy	31,772.97
Brazil	Gustavo Penna Arquiteto & Associado	External consultancy	32,085.60
Brazil	Hoteis Othon S A	Conference organizing services	38,532.70
Brazil	Indice Pesquisas Do Brasil Ltda.	External consultancy	72,674.42
Brazil	Inspire Gestao Cultural Ltda	External consultancy	44,788.80
Brazil	Instituicao Caruanas Do Marajo Cult	External consultancy	43,070.93
Brazil	Instituto Agronelli De Desenvolvime	External consultancy	32,810.19
Brazil	Instituto Amigos De Santo Andre - I	External consultancy	75,712.81
Brazil	Instituto Amigos De Santo Andre - I	External consultancy	69,775.51
Brazil	Instituto Central De Cidadania - Ic	External consultancy	80,627.90
Brazil	Instituto Central De Cidadania - Ic	External consultancy	70,900.59
Brazil	Instituto Cultural De Arte Educacao	External consultancy	91,958.62
Brazil	Instituto Cultural Flauta Magica	External consultancy	86,236.36
Brazil	Instituto De Desenvolvimento Evange	External consultancy	69,336.56
Brazil	Instituto Educacional Da Guarda Mir	External consultancy	53,139.41
Brazil	Instituto Educacional Social De Art	External consultancy	81,081.08
Brazil	Instituto Educadores Sem Fronteiras	External consultancy	90,116.28
Brazil	Instituto Em Defesa Da Cidadania 3	External consultancy	60,439.55

## Major contracts for services and works by UN organization

AGENCY	Location of Supplier	Name of Contractor	Description of Services	Contract Value USD
UNESCO continued				
Brazil		Instituto Espirita Nosso Lar	External consultancy	79,220.70
Brazil		Instituto Fonte Para O Desenvolvime	External consultancy	483,482.02
Brazil		Instituto Girasol De Desenvolvimento	External consultancy	57,443.71
Brazil		Instituto Ilhas Do Brasil	External consultancy	79,610.81
Brazil		Instituto Lenon Joel Pela Paz	External consultancy	51,055.23
Brazil		Instituto Luiz Braille Do Espirito	External consultancy	74,000.99
Brazil		Instituto Moinho Cultural Sul-Ameri	External consultancy	40,431.90
Brazil		Instituto Pro-Educacao E Saude	External consultancy	80,674.60
Brazil		Instituto Recriando	External consultancy	82,604.41
Brazil		Instituto Rogerio Steinberg	External consultancy	48,465.59
Brazil		Instituto Rumo Nautico	External consultancy	88,669.96
Brazil		Instituto Social Vo Durvina	External consultancy	33,297.30
Brazil		Instituto Sou Da Paz	External consultancy	709,629.55
Brazil		Intechged Servicos De Gerenciamento	External consultancy	43,923.85
Brazil		Kinder Centro De Integracao Da Cria	External consultancy	79,181.76
Brazil		Laboratorio Brasileiro De Cultura D	External consultancy	95,000.00
Brazil		Laboratorio De Educacao	External consultancy	94,558.65
Brazil		Lar Assistencial Maria De Nazare	External consultancy	82,394.77
Brazil		Lar Da Crianca	External consultancy	54,377.66
Brazil		Lar E Abrigo Mater Salvatoris	External consultancy	84,739.53
Brazil		Lar Fabiano De Cristo	External consultancy	32,432.43
Brazil		Legiao De Assistencia Crista	External consultancy	32,463.22
Brazil		Lira Santo Antonio	External consultancy	34,458.13
Brazil		Mitra Da Diocese De Novo Hamburgo	External consultancy	42,218.21
Brazil		Movimento Pro Desenvolvimento Comun	External consultancy	64,884.87
Brazil		Nucleo De Desenvolvimento Social-Nd	External consultancy	92,306.49
Brazil		Nucleo De Informacao E Coordenacao	External consultancy	93,270.26
Brazil		Obras Assistenciais Comunitaria Da	External consultancy	58,867.73
Brazil		Obras Sociais Da Diocese De Santare	External consultancy	32,709.30
Brazil		Observatorio De Favelas Do Rio De J	External consultancy	68,802.33
Brazil		Onki Educacao, Cultura E Arte Ltda	Conference organizing services	40,394.09
Brazil		Pastoral Da Crianca - Organismo De	External consultancy	1,162,790.70
Brazil		Paulista Servicos E Transportes	External consultancy	38,409.25
Brazil		Piramide Eventos E Congressos Ltda	Conference organizing services	42,631.28
Brazil		Programa De Promocao E Assistencia	External consultancy	92,903.93
Brazil		Projeto Aconchego - Grupo De Apoio	External consultancy	90,175.60
Brazil		Projeto Ciranda - Musica E Cidadani	External consultancy	66,437.83
Brazil		Projeto Educacional De Conscientiza	External consultancy	88,823.44
Brazil		Projeto Verde Vida	External consultancy	79,081.08
Brazil		Redeh - Rede De Desenvolvimento Hum	External consultancy	88,700.50
Brazil		Ribeiro Rocha Freire Engenheiros As	External consultancy	37,713.33
Brazil		Rs Paradesporto	External consultancy	89,587.09
Brazil		Sasse Comercio De Confeccoes Ltda -	External consultancy	41,027.03
Brazil		Sb Consultoria Ltda - Me	External consultancy	59,113.32
Brazil		Sbpi Consultoria Ltda	External consultancy	47,460.84
Brazil		Sextante Ltda - Epp	External consultancy	60,911.34
Brazil		Sociedade Cultural Projeto Luar	External consultancy	35,983.79
Brazil		Sociedade De Assistencia A Crianca	External consultancy	46,331.28
Brazil		Sociedade Filarmonica Lira Popular	External consultancy	81,081.08
Brazil		Sociedade Filarmonica Pe Manuel Ara	External consultancy	53,135.13
Brazil		Sociedade Mineira De Cultura	External consultancy	797,195.05
Brazil		Sociedade Professor Heitor Carrilho	External consultancy	31,219.74
Brazil		Sun & Tour Viagens E Eventos Ltda E	Conference organizing services	92,408.77
Brazil		Tda Brasil Comunicacao E Marketing	External consultancy	95,281.25
Brazil		Tda Brasil Comunicacao E Marketing	Printing, publishing and bookbinding services	56,459.30
Brazil		Tda Brasil Comunicacao E Marketing	Printing, publishing and bookbinding services	55,306.82
Brazil		Tda Brasil Comunicacao E Marketing	Printing, publishing and bookbinding services	53,380.81
Brazil		Technocopy Service Ltda.	External consultancy	34,090.91
Brazil		Teixeira Grafica E Editora Ltda.	Printing, publishing and bookbinding services	284,505.50
Brazil		Tudo Em Transporte Editora Ltda	Exhibitions	83,806.42
Brazil		Universidade Catolica De Pernambuco	External consultancy	670,850.72
Brazil		Up Back Terceirizacao De Atividades	Conference organizing services	46,373.95
Brazil		VIDEO NAS ALDEIAS	Culture development	97,580.00
Brazil		Viva Rio	External consultancy	1,060,940.12
Brazil		Wilton Jorge Mattos Neves	Conference organizing services	44,476.74
Bulgaria		ART FEST Ltd	Conference organizing services	50,387.61
Bulgaria		FOUNDATION "BALKANIKA"	Conference organizing services	50,000.00
Bulgaria		Fortuna 7 Tourism TR LTD	TRANSPORT, STORAGE, MANUFACTURING SUPPORT AND COMMUNICATI	32,658.85
Burkina Faso		Association Zed Neéré	EDUCATIONAL FACILITIES AND TECHNOLOGY	35,000.00
Burkina Faso		BURKINA FASO NATIONAL COMMISSION	Conference organizing services	46,553.11
Burkina Faso		GLOBAL VILLAGE BURKINA	EDUCATIONAL FACILITIES AND TECHNOLOGY	35,000.00
Burkina Faso		RESEAU AFRIQUE JEUNESSE	Project Management	30,000.00
Burkina Faso		RESEAU AFRIQUE JEUNESSE	TRADE AND BUSINESS SERVICES	40,000.00
Cameroon		CAMEROON RADIO TELEVISION (CRTV)	RADIO COMMUNICATIONS AND TELEVISION BROADCASTING	31,760.20
Cameroon		Comite National des Sports	Project Management	47,567.00
Canada		6121705 Canada Inc	EDUCATION	99,000.00
Canada		6121705 Canada Inc	TRADE AND BUSINESS SERVICES	393,862.50
Canada		ATHABASCA UNIVERSITY	TRAINING	30,000.00
Canada		Diners Club International	Restaurant services	52,321.60
Canada		Diners Club International	Restaurant services	38,909.64
Canada		Diners Club International	Restaurant services	37,931.76
Canada		Diners Club International	Restaurant services	32,490.28
Canada		Diners Club International	Restaurant services	31,426.29
Canada		Ensemble Systems Inc.	INFORMATION TECHNOLOGY	32,290.62
Canada		Lord Cultural Resources Planning &	Management consultancy	132,200.00
Canada		Lord Cultural Resources Planning &	Management consultancy	132,200.00
Canada		The University of British Columbia	Travel Costs	85,000.00
Canada		UDM (Rent & Other)	General building maintenance	66,242.75
Canada		UDM (Rent & Other)	Office building rental	58,080.67
Canada		UDM (Rent & Other)	Office building rental	37,506.53
Canada		UDM (Rent & Other)	Office building rental	36,527.35
Canada		UDM (Rent & Other)	Office building rental	36,415.99
Canada		UDM (Rent & Other)	Office building rental	36,415.99
Canada		UDM (Rent & Other)	Office building rental	36,122.31
Canada		UDM (Rent & Other)	Office building rental	35,941.15
Canada		UDM (Rent & Other)	Office building rental	35,833.33
Canada		UDM (Rent & Other)	Office building rental	35,690.57
Canada		UDM (Rent & Other)	Office building rental	35,690.57
Canada		UDM (Rent & Other)	Office building rental	35,655.05
Canada		UDM (Rent & Other)	Office building rental	35,655.05
Canada		UDM (Rent & Other)	Office building rental	34,789.64
Canada		UDM (Rent & Other)	Office building rental	34,755.90
Canada		United Nations University	Project Management	216,000.00
Canada		United Nations University	Project Management	60,000.00
Canada		UNIVERSALIA MANAGEMENT GROUP LIMITE	TRADE AND BUSINESS SERVICES	80,000.00
Canada		Yu Centrik	WEBSITE DESIGN	48,115.55
Cape Verde		CAPE VERDEAN NAT COM FOR UNESCO	Conference organizing services	84,137.00
Cape Verde		CAPE VERDEAN NAT COM FOR UNESCO	Conference organizing services	35,302.00
Cape Verde		Instituto da Investigacao e do	Cultural heritage	45,110.00
Chile		Corporación de Derecho Privado	Social research	48,523.21
Chile		CORPORACION PROGRAMA INTER-	Project Management	30,000.00
Chile		DNS SERVICIOS LTDA	Cleaning services	35,701.08
Chile		FUNDACION CHILE	Project Management	40,000.00



## Major contracts for services and works by UN organization

AGENCY			Contract Value
Location of Supplier	Name of Contractor	Description of Services	USD
<b>UNESCO continued</b>			
Chile	Inversiones y Rentas Santa	Conference organizing services	45,137.80
Chile	PPI CHILE SEGURIDAD LTDA.	Security Services in the Field	92,999.09
Chile	PUC PONTIFICIA UNIVERSIDAD	Project Management	95,000.00
Chile	PUC PONTIFICIA UNIVERSIDAD	Project Management	63,760.00
Chile	SERVICIOS INTEGRALES PARA EVENTOS	Conference organizing services	33,180.60
Chile	TURISMO COCHA S.A.	Travel	63,514.27
Chile	TURISMO COCHA S.A.	Travel	39,238.66
Chile	Turismo Costanera Limitada	Travel	41,839.00
Chile	UNIVERSIDAD DE CHILE	Social studies and surveys	30,000.00
China	Beijing Housing Service	Office building rental	78,576.86
China	Beijing Housing Service	Office building rental	39,048.67
China	Beijing Housing Service	Residence rental	39,352.38
China	Biodiversity Committee	TRAINING	38,000.00
China	Chengxiang Guihua Guanlizhongxin	Project Management	75,000.00
China	China Arts and Crafts Association	COMMUNITY, SOCIAL AND PERSONAL SERVICES	41,000.00
China	CTPC CHINA TRANSLATION AND	Translation	37,495.88
China	Gansu Research Institute for Water	TRAINING	32,476.00
China	Inpress International Public Relati	Public relations	75,000.00
China	Inpress International Public Relati	Public relations	36,000.00
China	Institute of Hydrogeology and	Conference organizing services	66,000.00
China	International Union of Geological	OTHER NATURAL RESOURCES SURVEYS AND EARTH SCIENCES	58,000.00
China	Xining Gangjian Education Training	Culture development	39,873.43
Colombia	Fundacion Nuevo Periodismo	Project Management	32,840.00
Comoros	MAEECHA	EDUCATION	33,000.00
Congo	Commission nationale congolaise	N/A	50,000.00
Congo	MINISTERE RECHERCHE SCIENTIFIQUE	Project Management	30,000.00
Costa Rica	Consultores Iberoamericanos	Project identification, preparation and evaluation	30,000.00
Cote d'Ivoire	Commission Nationale Ivoirienne	COMMUNITY, SOCIAL AND PERSONAL SERVICES	31,714.00
Cote d'Ivoire	Commission Nationale Ivoirienne	Urban redevelopment	31,000.00
Cote d'Ivoire	GINTECOM	TRADE AND BUSINESS SERVICES	40,000.00
Cote d'Ivoire	GTK Electric SARL	EDUCATIONAL FACILITIES AND TECHNOLOGY	76,923.00
Cote d'Ivoire	SAA-ENF/Projet UNESCO	EDUCATIONAL SYSTEMS	50,000.00
Cuba	Centro de Coordinacion para la	Conservation of historic monuments and sites	85,120.00
Democratic Republic of the Congo	Parc National de Kahuzi Biega ICCN	URBAN, RURAL AND REGIONAL DEVELOPMENT	91,591.00
Denmark	International Media Support (IMS)	TRAINING	39,687.00
Djibouti	Université de Djibouti (ESSTIC)	EDUCATIONAL SYSTEMS	30,000.00
Ecuador	Comisión Permanente del Pacifico	Conference organizing services	54,004.00
Egypt	Faculty of Mass Communication	TRAINING	30,000.00
Egypt	First class conferences	Conference organizing services	39,578.00
Egypt	International Conference Services	Conference organizing services	36,626.00
Egypt	QABILA MEDIA PRODUCTION	Film and video production	39,000.00
Egypt	Youth & Development Consultancy	Social studies and surveys	37,420.96
El Salvador	COMPLEJO EDUCATIVO CANTON SAMURIA	ENVIRONMENTAL MANAGEMENT	30,000.00
Ethiopia	ECONOMIC COMMISSION FOR AFRICA	Office building rental	50,767.00
Ethiopia	Hilton Hotel Addis Ababa	Conference organizing services	43,985.00
Ethiopia	Oromia Bureau of Finance and	Culture development	30,881.00
Ethiopia	UNECA	Office building rental	66,078.86
France	A.M.L. Bâtiment	Construction work and site management, buildings	66,315.77
France	A.M.L. Bâtiment	Construction work and site management, buildings	30,968.63
France	AMERICAN EXPRESS CARTE FRANCE	Travel	33,798.96
France	ANTEMETA	IT related consultancy	47,180.67
France	APSED Conseil en systèmes et	Delivery services	94,920.00
France	BCES SAS	Construction work and site management, buildings	519,476.03
France	C TEK INGENIERIE	Project Management	62,025.32
France	C2G Conseil	Evaluation	149,980.00
France	CIHEAM IAMM CENTRE INTERNATIONAL	Culture development	55,900.80
France	Cornerstone onDemand	INFORMATION TECHNOLOGY	167,910.30
France	Cour des Comptes	Auditing	351,479.00
France	CPCU	General building equipment lease and rentals	1,139,240.51
France	CRATERRE EAG	Cultural heritage	34,749.00
France	CULTURE ET DEVELOPPEMENT	Culture development	93,984.46
France	DELEGATION PERMANENTE KOREA PDR	Conservation of historic monuments and sites	39,204.60
France	Derichebourg Energie	GENERAL BUILDING MAINTENANCE	373,446.49
France	Derichebourg Energie	Security equipment maintenance and repair	179,676.64
France	DERICHEBOURG ENVIRONNEMENT REVIVAL	GENERAL BUILDING MAINTENANCE	74,165.71
France	E.G.E. FRANCOIS MOREL	Construction work and site management, buildings	74,870.54
France	E.G.E. FRANCOIS MOREL	Construction work and site management, buildings	71,587.68
France	E.G.E. FRANCOIS MOREL	General building maintenance	346,312.22
France	E.G.E. FRANCOIS MOREL	General building maintenance	96,596.87
France	E.G.E. FRANCOIS MOREL	General building maintenance	50,669.74
France	EAU DE PARIS EPIC	General building equipment lease and rentals	148,346.38
France	EDF	Electricity distribution	1,149,617.95
France	ESJ Pro	Management consultancy	35,873.42
France	EUROP GROUPE SARL	Audio visual equipment rental	37,464.71
France	GBA	TRANSPORT, STORAGE, MANUFACTURING SUPPORT AND COMMUNICATI	128,185.59
France	Groupe ADN SARL	CONSTRUCTION	320,767.75
France	GTIE Air § Défense	General building maintenance	239,905.30
France	GTIE Air § Défense	General building maintenance	206,888.42
France	GTIE Air § Défense	General building maintenance	158,529.79
France	GTIE Air § Défense	General building maintenance	48,349.18
France	GTIE Air § Défense	General building maintenance	43,618.18
France	ICOMOS	Cultural heritage	53,902.13
France	ICOMOS	Development advisory services	903,861.29
France	International SOS Assistance	Evacuation	77,350.38
France	International Water Resources	Printing services	36,000.00
France	INTERNEWS EUROPE	TRAINING	615,039.00
France	ISSC-INTL SOCIAL SCIENCE COUNCIL	Project Management	200,000.00
France	KONICA MINOLTA BUSINESS	Photocopiers rental/ lease	56,973.82
France	KONICA MINOLTA BUSINESS	Photocopiers rental/ lease	37,331.92
France	KONICA MINOLTA BUSINESS	Photocopiers rental/ lease	34,041.88
France	KONICA MINOLTA BUSINESS	Printing equipment rental	91,634.73
France	MAISON DES CULTURES DU MONDE	Cultural heritage	90,337.01
France	MARIETTA	Cleaning services	78,524.55
France	METRONOMIC Sarl	Audio-visual services	32,646.23
France	MICROSOFT FRANCE SAS	IT related consultancy	53,261.22
France	MISSION VIDEO	Audio visual equipment rental	36,407.43
France	NISCAYAH	Security equipment maintenance and repair	61,441.81
France	Oracle	COMPUTER RELATED SERVICES N.E.C.	55,670.00
France	ORANGE	Telecommunications	460,299.19
France	ORANGE BUSINESS liaison Internet	Telecommunications	30,096.35
France	OTIS	Elevator installations maintenance and repair	66,932.27
France	PRICewaterHOUSECOOPERS	IT related consultancy	149,491.50
France	Radar Technologies International	Site survey planning	572,900.00
France	Radar Technologies International	Site survey planning	250,000.00
France	RECTO VERSO	Graphic arts design and layout services	59,410.08
France	SAP FRANCE S.A.	IT related consultancy	298,003.58
France	Sarl ATELIER DES 3 COUPS	TRANSPORT, STORAGE, MANUFACTURING SUPPORT AND COMMUNICATI	32,402.57
France	SDV Logistique internationale	TRANSPORT, STORAGE, MANUFACTURING SUPPORT AND COMMUNICATI	37,536.67
France	SFR Business Team	Telecommunications	209,205.98
France	SNEF	General building maintenance	48,020.37
France	SNEF	General building maintenance	46,872.25
France	SoRFluent	System design and development	78,627.44
France	SPIE COMMUNICATIONS	Office, computer and communication equipment maintenance	45,644.58

## Major contracts for services and works by UN organization

AGENCY	Location of Supplier	Name of Contractor	Description of Services	Contract Value USD
<b>UNESCO continued</b>				
	France	STEM PROPRETE	Cleaning Services	1,197,237.38
	France	SUDAC AIR SERVICES	General building equipment lease and rentals	43,673.21
	France	TEP	Cleaning Services	1,019,922.42
	France	TTI TRANSPORT TERTIAIRE INDUSTRIE	General building maintenance	209,598.20
	France	TTI TRANSPORT TERTIAIRE INDUSTRIE	General building maintenance	52,974.66
	France	VERIZON France	Operations, maintenance and support	40,719.24
	France	VERTE ENTREPRISE	ENVIRONMENTAL MANAGEMENT	100,662.72
	France	XEROX	Photocopiers rental/ lease	30,363.14
	France	XEROX FINANCIAL SERVICES	Printing equipment rental	481,151.89
	France	XEROX FINANCIAL SERVICES	Printing equipment rental	272,363.34
	Gabon	DGSE Direction Generale de la	ECONOMICS, STATISTICS, FEASIBILITY, TECHNICAL AND OTHER G	37,791.30
	Germany	ABU CONSULT BERLIN GmbH	ECONOMICS, STATISTICS, FEASIBILITY, TECHNICAL AND OTHER G	269,050.00
	Germany	GEORG ECKERT INSTITUT	Intellectual property	35,000.00
	Germany	ICOMOS DEUTSCHES NATIONALKOMITEE	CONSTRUCTION, ENGINEERING, AGRICULTURE, ENERGY & NATURAL	35,000.00
	Germany	ICON-institute GmbH & Co KG Consult	Technical vocational training	143,614.00
	Germany	Institut für Bildungstransfer	Technical vocational training	53,720.00
	Germany	Westtours Reisen	Air travel	68,854.50
	Germany	Westtours Reisen	Air travel	40,441.17
	Ghana	A Rocha Ghana	ENVIRONMENTAL MANAGEMENT	60,074.00
	Ghana	CSIR - Forestry Research Institute	ENVIRONMENTAL PROTECTION	66,550.00
	Ghana	CSIR WATER RESEARCH INSTITUTE	Evaluation research	80,000.00
	Ghana	FRIENDS OF THE EARTH-GHANA	ENVIRONMENTAL MANAGEMENT	73,800.00
	Grenada	GRENADA NATCOM FOR UNESCO	Cultural heritage	38,900.00
	Guinea	DNEC Direction Nationale de l	EDUCATIONAL SYSTEMS	62,000.00
	Guinea	DNEC Direction Nationale de l	TRADE AND BUSINESS SERVICES	48,520.00
	India	DATAMATICS GLOBAL SERVICES LIMITED	INFORMATION TECHNOLOGY	33,400.00
	India	The Ashok Hotel	Conference organizing services	64,359.72
	Indonesia	TDMRC Unsyiah	Disaster preparedness	34,059.99
	Indonesia	The Sultan Hotel Jakarta	Conference organizing services	38,941.14
	Iraq	AL Mesalla organization	NON-FORMAL EDUCATION	40,000.00
	Iraq	Harikar NGO	NON-FORMAL EDUCATION	40,000.00
	Iraq	NEGOTIATION AND STRATEGIC SCIENCES	Entrepreneurship	49,000.00
	Iraq	PUBLIC AID ORGANIZATION (PAO)	NON-FORMAL EDUCATION	79,916.00
	Iraq	SAAD CONFERENCE CENTER	Conference organizing services	48,210.00
	Iraq	Sorouh for Sustainable	TRAINING	41,200.00
	Iraq	South Youth Organization ( SYO )	COMMUNITY, SOCIAL AND PERSONAL SERVICES	33,000.00
	Italy	A.F. Impiantistica S.n.c.	General building maintenance	60,762.64
	Italy	A.F. Impiantistica S.n.c.	General building maintenance	52,547.45
	Italy	AirPlus International S.r.l.	Travel	81,417.87
	Italy	BUILDING GREEN FUTURES	ARCHITECTURE	30,798.00
	Italy	BV Assicurazioni & Servizi S.r.l	Insurance	80,358.94
	Italy	BV Assicurazioni & Servizi S.r.l	Insurance	72,378.46
	Italy	BV Assicurazioni & Servizi S.r.l	Insurance	31,056.00
	Italy	Centro di Cultura Scientifica	Conference organizing services	43,250.46
	Italy	Centro Italiano Aiuti all'Infanzia	Culture development	81,341.00
	Italy	CINECA	sub contracts	32,175.00
	Italy	Consortium GARR	Data transmission	76,896.28
	Italy	DeAgostini Libri SPA	Publishing services	34,782.72
	Italy	Esatto S.p.A. Tarsu - Trieste	N/A	34,952.23
	Italy	ESTENERGY S.p.A.	Electricity distribution	43,657.83
	Italy	ESTENERGY S.p.A.	Electricity distribution	40,049.32
	Italy	Euro & Promos Group	Cleaning services	36,778.07
	Italy	Euro & Promos Group	Cleaning services	36,407.89
	Italy	Euro & Promos Group	Cleaning services	36,069.47
	Italy	Euro & Promos Group	Cleaning services	36,069.47
	Italy	Euro & Promos Group	Cleaning services	36,013.82
	Italy	Euro & Promos Group	Cleaning services	35,973.88
	Italy	Euro & Promos Group	Cleaning services	35,920.64
	Italy	Euro & Promos Group	Cleaning services	35,689.38
	Italy	Euro & Promos Group	Cleaning services	34,793.95
	Italy	Euro & Promos Group	Cleaning services	34,490.85
	Italy	Euro & Promos Group	Cleaning services	33,983.66
	Italy	Euro & Promos Group	Cleaning services	33,983.66
	Italy	FAO - UN FOOD AND AGRICULTURAL ORG	ENVIRONMENTAL MANAGEMENT	96,050.00
	Italy	Giovanni Cramer & Figli Snc	General building maintenance	32,467.50
	Italy	IBM Italia	Information Technology -IT	51,813.60
	Italy	ICCROM	Cultural heritage	132,095.03
	Italy	ICCROM	Cultural heritage	69,199.93
	Italy	INARCASSA - Cassa Nazionale	Office building rental	359,183.65
	Italy	INTERSOS	Conservation of historic monuments and sites	781,580.87
	Italy	Laboratorio per l'Immaginario Scien	Conference organizing services	44,084.88
	Italy	LERICI FOUNDATION	Conservation of historic monuments and sites	43,500.00
	Italy	OC'E' Italia S.p.a.	Photocopiers rental/ lease	48,527.13
	Italy	PLANARCH S.R.L	CONSTRUCTION, ENGINEERING, AGRICULTURE, ENERGY & NATURAL	150,000.00
	Italy	Serenissima Ristorazione S.p.A.	Restaurant services	34,190.02
	Italy	Serenissima Ristorazione S.p.A.	Restaurant services	31,868.69
	Italy	SINCROTRONE TRIESTE S.C.P.A.	Scientific research	91,518.83
	Italy	SISSA	Scientific research	154,440.00
	Italy	TELECOM ITALIA SPA	Telephone services	54,823.23
	Italy	TELECOM TIM	Telephone services	30,943.74
	Jamaica	JAMAICA NATIONAL COMMISSION	Office building rental	31,500.00
	Jamaica	Jamaica National Heritage Trust	TRADE AND BUSINESS SERVICES	45,000.00
	Jamaica	The Courtleigh Hotel & Suites	TRADE AND BUSINESS SERVICES	43,097.92
	Jamaica	UWI CONSULTING INC.	EDUCATION POLICY AND PLANNING	69,000.00
	Japan	Japan Aerospace Exploration Agency	Project Management	589,500.00
	Japan	JAPAN INSTITUTE OF CONSTRUCTION	WATER RESOURCES DEVELOPMENT	48,810.26
	Japan	JTB Communications Inc.	TRADE AND BUSINESS SERVICES	146,662.84
	Japan	NRICPT	Conservation of historic monuments and sites	96,452.00
	Japan	NRICPT	CONSTRUCTION, ENGINEERING, AGRICULTURE, ENERGY & NATURAL	69,850.00
	Japan	NRICPT	Cultural heritage	74,783.00
	Japan	NRICPT	Cultural heritage	54,970.00
	Jordan	Dr. Marwan Mohamed Hegazi Salah	Office building rental	110,250.00
	Jordan	G4S SECURE SOLUTIONS INT. JORDAN	Security Services in the Field	47,457.63
	Jordan	Magic Carpet for TV Production	MANAGEMENT	32,072.00
	Jordan	Magic Carpet for TV Production	MANAGEMENT	30,030.80
	Jordan	MARNA LEL-TASAMIM ALBADILA	CONSTRUCTION, ENGINEERING, AGRICULTURE, ENERGY & NATURAL	43,814.00
	Jordan	NATIONAL CENTER FOR HUMAN	Conference organizing services	47,924.00
	Jordan	NATIONAL PRESS-H.SAMMAN & CO.	Printing, publishing and bookbinding services	36,370.06
	Jordan	NCHRD -NATIONAL CENTER FOR HUMAN	Conference organizing services	40,000.00
	Jordan	Sami General Trade company Ltd.	Conference organizing services	38,625.00
	Jordan	Sami General Trade company Ltd.	Conference organizing services	36,931.57
	Jordan	Sami General Trade company Ltd.	Conference organizing services	32,465.60
	Jordan	Sami General Trade company Ltd.	Delivery services	86,206.88
	Jordan	Sami General Trade company Ltd.	EDUCATION	42,230.00
	Jordan	Sami General Trade company Ltd.	Recruitment	73,953.49
	Jordan	Sami General Trade company Ltd.	Recruitment	39,490.00
	Jordan	SOC STARS ORBIT CONSULTANTS AND	NON-FORMAL EDUCATION	47,500.00
	Kazakhstan	EZ Solutions LLP	IT related education	34,369.39
	Kazakhstan	UNDP UNITED NATIONS DEVELOPMENT	Office building rental	37,529.00
	Kenya	CHDA-Centre for Heritage Developmen	COMMUNITY, SOCIAL AND PERSONAL SERVICES	39,500.00
	Kenya	Children and Youth Empowerment	TRAINING	43,000.00
	Kenya	Commission for Higher Education	Project Administration	45,523.09
	Kenya	Green Park Golf and Country Complex	Conference organizing services	48,276.19

## Major contracts for services and works by UN organization

AGENCY	Location of Supplier	Name of Contractor	Description of Services	Contract Value USD
<b>UNESCO continued</b>				
	Kenya	IGAD Climate Prediction and	Conference organizing services	33,880.00
	Kenya	InterContinental Nairobi	Conference organizing services	84,300.00
	Kenya	IUCN INTERNATIONAL UNION FOR	Cultural heritage	124,900.00
	Kenya	Kenya Marine and Fisheries Research	Project Management	32,150.00
	Kenya	KENYA NATIONAL COMMISSION	Interdisciplinary scientific research	35,853.18
	Kenya	KENYA SCHOOL OF GOVERNMENT	Travel	39,421.96
	Kenya	Kenya Water Institute	ENVIRONMENTAL MANAGEMENT	85,000.00
	Kenya	Pastoralist Development	Culture development	95,547.00
	Kenya	UNION UNITED NATIONS OFFICE AT NAIRO	INFORMATION TECHNOLOGY	56,855.00
	Kenya	UNION UNITED NATIONS OFFICE AT NAIRO	PUBLIC UTILITIES	77,444.00
	Kenya	UNION UNITED NATIONS OFFICE AT NAIRO	PUBLIC UTILITIES	77,433.00
	Kuwait	UNAMI UNITED NATIONS ASSISTANCE	Hotel industry	50,458.61
	Kuwait	UNAMI UNITED NATIONS ASSISTANCE	Hotel industry	44,408.00
	Kuwait	UNAMI UNITED NATIONS ASSISTANCE	Hotel industry	30,000.00
	Kyrgyz Republic	MEDIAMOST PUBLIC FUND	TRAINING	38,000.00
	Kyrgyz Republic	Secretariat of the Nat. Com.	Conference organizing services	72,000.00
	Kyrgyz Republic	Secretariat of the Nat. Com.	Conference organizing services	72,000.00
	Kyrgyz Republic	Secretariat of the Nat. Com.	Cultural heritage	31,500.00
	Lebanon	IMPACT BBDO SAL	COMMUNITY, SOCIAL AND PERSONAL SERVICES	49,500.00
	Lebanon	PROTECTRON	Security Services in the Field	62,370.00
	Liberia	Female Journalist Association of Li	Conference organizing services	31,000.00
	Liberia	MINISTRY OF YOUTH AND SPORTS	EDUCATIONAL SYSTEMS	31,053.00
	Liberia	WEST AFRICA NETWORK FOR	TRAINING	50,000.00
	Libya	AIDaleel Company for Tourism Servic	Conference organizing services	48,893.00
	Liechtenstein	APUI	Telecommunications	71,401.17
	Liechtenstein	APUI	Telecommunications	64,698.22
	Luxembourg	FABER	Printing services	60,853.43
	Luxembourg	FABER	TRANSPORT, STORAGE, MANUFACTURING SUPPORT AND COMMUNICATI	49,090.86
	Luxembourg	IMPRIMERIE CENTRALE	Printing, publishing and bookbinding services	47,792.51
	Malaysia	Maccaferrí (Malaysia) Sdn Bhd	Conservation of historic monuments and sites	42,641.65
	Maldives	MALDIVES NATIONAL COMMISSION	EDUCATIONAL SYSTEMS	49,337.00
	Mali	DNPC DIRECTION NATIONALE DU	Cultural property	30,500.00
	Mali	Info jeunesse	TRADE AND BUSINESS SERVICES	40,000.00
	Mali	MARD - MOUVEMENT DE REFLEXION	Training and research institutions	35,000.00
	Mali	MEALN	EDUCATIONAL SYSTEMS	36,520.89
	Mali	MEALN	EDUCATIONAL SYSTEMS	33,523.86
	Mali	MUSEE NATIONAL DU MALI	COMMUNITY, SOCIAL AND PERSONAL SERVICES	50,000.00
	Mali	Réseau des Jeunes Leaders pour le	EDUCATIONAL FACILITIES AND TECHNOLOGY	35,000.00
	Malta	Palm City Ltd	Office building rental	81,441.36
	Mauritania	COGER sarl	Solar energy	31,367.75
	Mauritania	Etablissement de Construction et	CONSTRUCTION	144,054.01
	Mauritania	générale de bâtiment et travaux pub	CONSTRUCTION	111,146.95
	Mauritania	générale de bâtiment et travaux pub	CONSTRUCTION	43,314.33
	Mauritius	MAURITIUS INSTITUTE OF EDUCATION	EDUCATIONAL SYSTEMS	51,170.11
	Mexico	UNIVERSIDAD PEDAGÓGICA NACIONAL	Research grants	63,900.00
	Mongolia	Cabinet Secretariat of the Governme	EDUCATIONAL SYSTEMS	61,650.00
	Mongolia	Mongolian National Authority for	Conference organizing services	42,000.00
	Morocco	Clé concept	Graphic arts design and layout services	45,399.06
	Morocco	DIVERSITES & DEVELOPPEMENT	ENVIRONMENTAL MANAGEMENT	30,510.90
	Morocco	Forum des Alternatives Maroc	Project Management	57,270.79
	Morocco	STRADOM GARDIENNAGE	Security Services in the Field	38,025.56
	Mozambique	Comissao Nacional - UNESCO	Culture development	65,000.00
	Mozambique	G4S Security Services	Security Services in the Field	32,480.60
	Mozambique	JOSE FORJAZ ARQUITECTOS LDA	ARCHITECTURE, ENGINEERING, CONSTRUCTION AND OTHER TECHNIC	34,977.50
	Mozambique	UNDP - Mozambique	INFORMATION TECHNOLOGY	38,341.17
	Namibia	Otjozondjupa Regional Council	Project Management	58,200.00
	Namibia	SAFARI HOTELS (Pty) Ltd	TRADE AND BUSINESS SERVICES	96,806.20
	Namibia	UNDP UNITED NATIONS DEVELOPMENT	UN common services	88,363.57
	Nepal	DEPARTMENT OF ARCHAEOLOGY	Conservation of historic monuments and sites	30,000.00
	Netherlands	ELIMAK	Internet, Design and Construction of Websites	33,704.75
	Netherlands	IGRAC Stichting	ENVIRONMENTAL MANAGEMENT	97,914.20
	Netherlands	MDF Training & Consultancy B.V.	Evaluation	98,750.00
	Nicaragua	ASOCIACION PARA EL DESARROLLO DE	Culture development	35,000.00
	Niger	Action Jeunesse féminine du Niger	TRADE AND BUSINESS SERVICES	40,000.00
	Niger	BAL'LAME	Culture development	80,000.00
	Niger	MEN MINISTERE DE L EDUCATION NIGER	EDUCATIONAL FACILITIES AND TECHNOLOGY	314,998.00
	Nigeria	Forestry Research Institute of Nige	Project Management	30,000.00
	Norway	Oslo and Akershus	EDUCATION	52,915.00
	Oman	Michael Jansen ACDC Oman	CONSTRUCTION, ENGINEERING, AGRICULTURE, ENERGY & NATURAL	90,000.00
	Pakistan	Advance Telecom	COMMUNICATIONS	49,559.47
	Pakistan	BLCC Buryad Literacy Community Coun	EDUCATIONAL FACILITIES AND TECHNOLOGY	55,294.00
	Pakistan	DHAKA AHSANIA MISSION PAKISTAN	EDUCATIONAL FACILITIES AND TECHNOLOGY	42,791.98
	Pakistan	Flood Forecasting Division	Project Management	265,000.00
	Pakistan	IUCN	ENVIRONMENTAL MANAGEMENT	62,735.11
	Pakistan	National Vocational and Technical	COMMUNITY, SOCIAL AND PERSONAL SERVICES	32,995.60
	Pakistan	PAKISTAN COUNCIL OF RESEARCH	MANUFACTURING SERVICES: START UP OPERATIONS, PILOT PLANTS, T	95,000.00
	Pakistan	PUBLICIS PAKISTAN (PVT) LTD	Printing, publishing and bookbinding services	49,661.40
	Pakistan	Society for Community Support for	Project Management	30,289.39
	Pakistan	TOURISM PROMOTION SERVICES	Office building rental	102,526.40
	Palestine (State of)	Al Falah Company/Awni Mohammad Alfe	Cultural heritage	48,643.10
	Palestine (State of)	Al-Saleh for building & constructio	Cultural heritage	129,408.06
	Palestine (State of)	BIRZEIT UNIVERSITY-MEDIA DEVELOPMEN	Workshops	31,500.00
	Palestine (State of)	Islamic Awqaf Administration	COMMUNITY, SOCIAL AND PERSONAL SERVICES	60,000.00
	Palestine (State of)	Riwaq - Center for Architectural	CONSTRUCTION, ENGINEERING, AGRICULTURE, ENERGY & NATURAL	49,000.00
	Palestine (State of)	ShamsArd Design Studio	CONSTRUCTION, ENGINEERING, AGRICULTURE, ENERGY & NATURAL	38,125.00
	Panama	Fundacion Comunidad	Project Administration	84,650.00
	Philippines	Center for Disaster Preparedness	Disaster preparedness	47,485.00
	Poland	Municipality of Gliwice	Conference organizing services	30,000.00
	Qatar	ALJAZEERA MEDIA TRAINING	Training and development	30,000.00
	Qatar	LA CIGALE HOTEL	Hotel Industry	43,261.34
	Qatar	LA CIGALE HOTEL	Hotel industry	32,942.55
	Republic of Korea	Better World	Conference organizing services	75,000.00
	Republic of Korea	ICOMOS-KOREA	Conference organizing services	98,986.00
	Republic of Korea	KOREAN NATIONAL COMMISSION FOR	Conference organizing services	50,925.00
	Russian Federation	Global Security LLC CHOP	Security Services in the Field	80,679.12
	Saint Lucia	SAINT LUCIA NATIONAL COMMISSION	TRADE AND BUSINESS SERVICES	42,280.00
	Saint Vincent and the Grenadines	SAINT VINCENT & THE GRENADINES	Culture development	43,605.00
	Samoa	Ministry of Education Sports and Cu	Project Management	50,000.00
	Senegal	BSDA BUREAU SENEGALAIS DU DROIT	Culture development	53,000.00
	Senegal	COOPERATIVE BETE BETE	NON-FORMAL EDUCATION	38,863.00
	Senegal	DALN DIRECTION DE L ALPHABETISATION	NON-FORMAL EDUCATION	72,053.07
	Senegal	FASTEF	Educational assistance	36,279.03
	Senegal	FU Bureau Afrique	Conference organizing services	37,500.00
	Senegal	GROUPE 30 AFRIQUE	Culture development	99,550.00
	Senegal	Les Ateliers du Cap Vert	CONSTRUCTION	84,415.36
	Senegal	MESUCURS/Direction Générale	EDUCATION	30,030.64
	Senegal	Nedje Professional Services	COMMUNICATIONS	40,954.29
	Senegal	NICKEL	Cleaning services	31,169.14
	Senegal	PLANETE TOURS VOYAGES	Travel	30,658.02
	Senegal	Réseau Africain de Formation à dist	Research grants	55,000.00
	Senegal	SENELEC	Electricity distribution	61,938.68
	Senegal	SONATEL	Telephone communications, charges	35,047.70
	Serbia	Akademska Grupa Academica	Culture development	97,250.00

## Major contracts for services and works by UN organization

AGENCY	Location of Supplier	Name of Contractor	Description of Services	Contract Value USD
<b>UNESCO continued</b>				
	Serbia	Koto d.o.o. Beograd	Conservation of historic monuments and sites	370,480.00
	Serbia	Koto d.o.o. Beograd	Conservation of historic monuments and sites	99,450.00
	Serbia	Koto d.o.o. Beograd	Conservation of historic monuments and sites	63,525.00
	Serbia	MIROSS TRAVEL AGENCY	Culture development	31,019.89
	Serbia	RZZSK Institute for the Protection	Conservation of historic monuments and sites	57,300.00
	Sierra Leone	MANO RIVER WOMEN'S PEACE NETWORK	Conference organizing services	36,000.00
	Singapore	Singapore Sports Council	Project Management	45,285.00
	Solomon Islands	SOLOMON ISLANDS NATIONAL COMMISSION	EDUCATION	30,445.81
	South Africa	African Arts Institute	Culture development	84,329.30
	South Africa	Birchwood Hotel & OR Tambo Con. Cen	Conference organizing services	48,453.62
	South Africa	Harlequin Foundation	Culture development	81,000.00
	South Africa	Health and Development Africa	Educational policy	92,627.00
	South Africa	Netcare 911-International Assist	Medical Practice	68,212.77
	South Africa	SANBI (South African National	COMMUNITY, SOCIAL AND PERSONAL SERVICES	32,200.00
	South Africa	THE MOST REVD D M TUTU	Project Management	30,000.00
	South Africa	WISA WATER INSTITUTE OF SOUTHERN	Development advisory services	30,000.00
	South Africa	World Food Programme	UN common services	35,147.00
	South Sudan	Juba Bridge Hotel	Hotel industry	54,894.03
	South Sudan	WAW RIVER LODGE	Hotel Industry	53,274.00
	Spain	Fundación Worldreader.org	Research grants	80,000.00
	Spain	GNEIS S. COOP. MAD.	ENVIRONMENTAL MANAGEMENT	75,870.58
	Spain	Pauchet Mathieu	COMMUNITY, SOCIAL AND PERSONAL SERVICES	33,719.41
	Spain	UNESCO EXTEA	Evaluation research	45,169.56
	Spain	Universidad de Girona	Culture development	55,361.24
	Sri Lanka	National Institute of Education	Project Management	40,000.00
	Switzerland	FIPOI - FOND IMMEUBLES PR ORGA INT	Office building rental	139,498.43
	Switzerland	ILO - OIT - BIT GENEVA	Technical vocational training	111,548.00
	Switzerland	ILO - OIT - BIT GENEVA	UN common services	63,496.00
	Switzerland	Interactive Things GmbH	ECONOMICS, STATISTICS, FEASIBILITY, TECHNICAL AND OTHER G	53,287.35
	Switzerland	IUCN INTERNATIONAL UNION FOR	Environmental protection specialist services	471,239.69
	Switzerland	IUCN INTERNATIONAL UNION FOR	Environmental protection specialist services	415,805.38
	Switzerland	Pädagogische Hochschule Zentralschw	Project Management	35,000.00
	Switzerland	ROSSET ET CIE	Office building rental	46,216.54
	Tajikistan	Cultural Centre Bactria	Culture development	85,000.00
	Thailand	MANDALA INTERNATIONAL TRAVEL &	Air travel	48,270.36
	Thailand	TCC HOTEL COLLECTION CO	Hotel industry	35,705.63
	Timor-Leste	Univ Nacional de Timor Leste (UNTL)	Disaster preparedness	36,855.00
	Togo	Commission Nationale du Patrimoine	Culture development	98,698.00
	Tunisia	Commission Nationale Tunisienne	Conference organizing services	35,926.10
	Tunisia	DPRODS	Film and video production	35,000.00
	United Kingdom	ALBANY ASSOCIATES INTERNATIONAL LTD	TRAINING	301,418.00
	United Kingdom	CAMBRIDGE UNIVERSITY PRESS	Publishing services	49,019.60
	United Kingdom	CBS COMMUNICATIONS LTD	MANAGEMENT TRAINING	41,875.00
	United Kingdom	DNA of Design	Internet, Design and Construction of Websites	40,800.00
	United Kingdom	Global Partners and Associates	External consultancy	95,200.00
	United Kingdom	INSI International News Safety Inst	Project Management	30,000.00
	United Kingdom	MOKORO Ltd	Evaluation research	66,850.00
	United Kingdom	OXFORD POLICY MANAGEMENT LIMITED	Evaluation research	54,268.00
	United Kingdom	SMI DISTRIBUTION SERVICES LTD	International courier services	51,615.01
	United Kingdom	SMI DISTRIBUTION SERVICES LTD	International courier services	44,823.20
	United Kingdom	SMI DISTRIBUTION SERVICES LTD	International courier services	39,501.45
	United Kingdom	SMI DISTRIBUTION SERVICES LTD	International courier services	32,362.80
	United Kingdom	SMI DISTRIBUTION SERVICES LTD	International courier services	38,928.28
	United Kingdom	TECHNOLOGY MANAGEMENT CONSULTANTS	TRAINING	31,000.00
	United Kingdom	The University of Manchester	Conference organizing services	70,000.00
	United Kingdom	University of Brighton	TRAINING	30,000.00
	United Kingdom	Voluntary Service Overseas	Research grants	73,596.00
	United Republic of Tanzania	ECOMRESEARCH GROUP LTD	COMMUNITY, SOCIAL AND PERSONAL SERVICES	48,980.00
	United Republic of Tanzania	Institute of Adult Education	EDUCATIONAL SYSTEMS	87,238.05
	United Republic of Tanzania	MINISTRY OF EDUCATION	EDUCATIONAL SYSTEMS	92,594.00
	United Republic of Tanzania	MINISTRY OF EDUCATION	EDUCATIONAL SYSTEMS	30,000.00
	United Republic of Tanzania	MoEVT MINISTRY OF EDUCATION AND	EDUCATIONAL SYSTEMS	98,807.00
	United Republic of Tanzania	MoEVT MINISTRY OF EDUCATION AND	EDUCATIONAL SYSTEMS	37,460.00
	United Republic of Tanzania	NM-AIST CONFERENCE & SEMINARS	TRAINING	34,000.00
	United Republic of Tanzania	NM-AIST CONFERENCE & SEMINARS	TRAINING	33,000.00
	United Republic of Tanzania	Tanzania Institute of Education	EDUCATIONAL SYSTEMS	73,609.00
	United Republic of Tanzania	Tanzania Institute of Education	EDUCATIONAL SYSTEMS	52,587.00
	United Republic of Tanzania	TANZANIA NAT. COMM. FOR UNESCO	TRAINING	40,300.00
	United Republic of Tanzania	Zanzibar Broadcasting Commission	Conference organizing services	35,758.42
	United States of America	Affinity Macrofinance	Project identification, preparation and evaluation	60,746.00
	United States of America	Deloitte Consulting LLP	TRADE AND BUSINESS SERVICES	58,000.00
	United States of America	Education Training and Research	NON-FORMAL EDUCATION	45,897.00
	United States of America	Global Knowledge Initiative	TRAINING	75,000.00
	United States of America	GULF AND CARIBBEAN FISHERIES INSTIT	CONSTRUCTION, ENGINEERING, AGRICULTURE, ENERGY & NATURAL	49,400.00
	United States of America	Irma S. Mann Strategic Marketing, I	WEBSITE DESIGN	45,000.00
	United States of America	JOHNS HOPKINS UNIVERSITY	Training	62,000.00
	United States of America	RUTGERS UNIVERSITY	OTHER NATURAL RESOURCES SURVEYS AND EARTH SCIENCES	79,989.53
	United States of America	SWA Group	Scientific research	50,000.00
	United States of America	UNIVERSITY OF PUERTO RICO	Film and video production	50,000.00
	United States of America	UNIVERSITY OF PUERTO RICO	Film and video production	50,000.00
	Uruguay	Intendencia Municipal de Montevideo	Culture development	95,115.00
	Viet Nam	Continuing Education Department	EDUCATIONAL SYSTEMS	59,780.06
	Viet Nam	My Son Management Board	Conservation and preservation/display of artefacts	52,545.17
	Viet Nam	Service Department for Diplomatic C	Office building rental	44,100.00
	Viet Nam	TBTD Co Loa Thanh Co HN	Conservation of historic monuments and sites	118,837.00
	Zambia	ZAMBIA NATIONAL COMM FOR UNESCO	Conference organizing services	37,250.00
	Zambia	ZAMBIA NATIONAL COMM FOR UNESCO	Cultural heritage	32,500.00
	Zimbabwe	J&P SECURITY SERVICES	TRADE AND BUSINESS SERVICES, OTHER	71,197.05
	Zimbabwe	REGENCY HOTEL FLAMBOYANT MASVINGO	Conference organizing services	34,728.00
	Zimbabwe	The Culture Fund of Zimbabwe Trust	Culture development	99,023.00
	Zimbabwe	ZIMBABWE NAT COM FOR UNESCO	Cultural heritage	32,500.00
<b>UNFPA</b>				
	Afghanistan	KABUL SERENA HOTEL	Hospitality training purposes	31,800.00
	Afghanistan	RANA PRINTING PRESS	Printing and Publication	37,753.66
	Afghanistan	SAMUEL HALL CONSULTING	Consultants and contractors	45,000.00
	Argentina	FLACSO	Training of counterparts	40,000.00
	Austria	BLANKA HANCILOVA	Int'l Consultants-Sht Term-Tech	57,748.00
	Bangladesh	EXPRESSIONS LTD	Other media costs	39,607.99
	Bangladesh	HUMAN DEVELOPMENT RESEARCH CENTRE	Consultants - Studies/Research	172,375.87
	Bangladesh	SKY TRACKER LTD	Consultants and contractors	74,444.60
	Bangladesh	SUPPORTING THE DEPARTMENT OF POPULATION	Consultants - Studies/Research	74,907.75
	Bangladesh	WINDMILL ADVERTISING LTD	Catering Services/Hospitality	38,543.97
	Belgium	ANNE VAN LANCKER	Int'l Consultants-Sht Term-Tech	56,552.00
	Benin	ABPF IPPF	Consultants and contractors	30,368.31
	Benin	BENIN MARINA HOTEL	Training of counterparts	39,175.42
	Benin	CARE BENIN	Consultants and contractors	97,034.16
	Benin	DIRECTION DE LA SANTE FAMILIALE/MS	Other media costs	40,713.65
	Benin	DSME / MS - FONDS MUSKOKA	Consultants and contractors	121,472.68
	Benin	ESEP ESPERANZA	Printing and Publication	48,578.30
	Benin	FORUM JEUNES	Utilities	100,000.00
	Benin	HOPITAL ST JEAN DE DIEU	Consultants and contractors	50,479.76
	Benin	INSTITUT REGIONAL DE SANTE PUBLIQUE-IRSP	Training of counterparts	73,076.76
	Benin	INSTITUT REGIONAL DE SANTE PUBLIQUE-IRSP	Training of counterparts	39,208.29



## Major contracts for services and works by UN organization

AGENCY			Contract Value
Location of Supplier	Name of Contractor	Description of Services	USD
<b>UNFPA continued</b>			
Benin	JEUNES ENSES/JUNIOR ACHIEVEMENT AF	Consultants and contractors	81,811.21
Benin	JEUNES ENSES/JUNIOR ACHIEVEMENT AF	Training of counterparts	81,811.21
Benin	JEUNES ENSES/JUNIOR ACHIEVEMENT AF	Utilities	42,379.62
Benin	JEUNES ENSES/JUNIOR ACHIEVEMENT AF	Utilities	30,338.13
Benin	MEDIATEUR DE LA REPUBLIQUE	Training of counterparts	50,479.76
Benin	PSI	Training of counterparts	45,906.83
Benin	PSI	Utilities	45,507.21
Benin	URC-CHS/MUSKOKA	Consultants - Studies/Research	81,325.00
Benin	URC-CHS/MUSKOKA	Training of counterparts	40,675.00
Benin	W I P SARL	Printing and Publication	34,804.57
Brazil	COMISSARIA ULTRAMAR DE DESP INT LTDA	Svc Co-Transportation Services	63,469.39
Brazil	DHEMOS CONSULTING	Printing and Publication	35,000.00
Brazil	LUCCAGO MULTIMIDIA LTDA	Other media costs	35,000.00
Brazil	LUCCAGO MULTIMIDIA LTDA	Other media costs	30,000.00
Burkina Faso	ASSOCIATION CELLULE FEMININE CERFI	Travel - Education grant	47,992.12
Burkina Faso	FONDATION POUR L'ETUDE ET LA PROMOTION	Travel - Education grant	42,058.50
Burkina Faso	MWANGAZA ACTION / UNFPA AMP	Consultants and contractors	72,224.22
Burkina Faso	OEUVRE SUISSE D'ENTRAIDE OUVRIERE	Consultants and contractors	78,215.28
Burundi	BANQUE DE CREDIT DE BUJUMBURA S.M	Training of counterparts	40,150.07
Burundi	BANQUE DE CREDIT DE BUJUMBURA S.M	Training of counterparts	30,608.80
Burundi	MAGASIN MEX	Printing and Publication	41,381.87
Cambodia	DAVID WILKINSON	Int'l Consultants-Sht Term-Tech	30,000.00
Cambodia	MSA Marketing Solutions Asia Ltd	Other media costs	50,040.00
Cameroon	IFORD	Training of counterparts	30,805.75
Cameroon	IFORD	Travel - Education grant	33,822.87
Canada	COLLABORATION SANTE INTERNATIONALE	Svc Co-Transportation Services	42,000.00
Canada	GOSS GILROY INC	Consultants - Studies/Research	59,256.56
Canada	NASHCO CONSULTING LTD	Consultants and contractors	49,000.00
Canada	R E GILMORE INVESTMENTS CORPS	Printing and Publication	57,832.50
Canada	Universalia Management Group	Consultants - Studies/Research	93,931.95
Central African Republic	CISJEU - RCA	Training of counterparts	30,000.00
Central African Republic	UNDP/ Multiple Countries	Utilities	30,285.55
Chad	ENTREPRISE NATIONALE DE SERVICE GÉNÉRAUX	Other media costs	98,163.94
Chad	EXPRESS UNION TCHAD	Training of counterparts	37,514.73
Chad	IDT sarl	Printing and Publication	67,482.03
Chad	IDT sarl	Printing and Publication	39,765.68
Chad	ILLUSTRATOR SERVICES	Printing and Publication	31,595.63
Chad	MAHAMAT TAHIR ALI	Consultants and contractors	48,677.03
Chad	POINT FOCAL OPDAS/NGARMBATINA ODJIMBEYE	Training of counterparts	31,939.93
Chile	SISTEMAS INTEGRALES CONSULTING	Training of counterparts	39,500.00
China	GUILIN ZIZHU LATEX CO LTD	Transportation & Handling serv	232,460.00
China	QINGDAO DOUBLE BUTTERFLY GROUP CO. LTD	Transportation & Handling serv	31,900.00
Colombia	ASOCIACION DE CABILDOS INDIGENAS ZONA	Travel tickets - Int'l Staff	30,000.00
Colombia	PASTORAL SOCIAL DIOCESIS DE QUIBDO	Travel tickets - Int'l Staff	30,000.00
Colombia	QUAD GRAPHICS COLOMBIA S A	Printing and Publication	1,098,795.06
Colombia	UNICEF/ Multiple Countries	Travel - Education grant	30,000.00
Congo	GEOSPACE INTERNATIONAL PTY	Consultants and contractors	865,480.92
Congo	GEOSPACE INTERNATIONAL PTY	Consultants and contractors	840,761.12
Congo	GEOSPACE INTERNATIONAL PTY	Consultants and contractors	352,578.09
Congo	GEOSPACE INTERNATIONAL PTY	Consultants and contractors	265,630.86
Congo	MEDECINS D'AFRIQUE	Training of counterparts	30,132.00
Cote d'Ivoire	ONUCI	Maintenance of Vehicles	59,001.18
Cote d'Ivoire	UNIWAX SA	Printing and Publication	60,676.67
Croatia	OPTIMIT D O O	Int'l Consultants-Sht Term-Tech	34,930.00
Cuba	LETICIA ARTILES VISBAL	Consultants and contractors	49,000.00
Democratic Republic of the Congo	ASRAMES	Storage fees	44,386.87
Democratic Republic of the Congo	G T M	Transportation & Handling serv	31,246.95
Democratic Republic of the Congo	PPSSP BENI	Utilities	80,000.00
Democratic Republic of the Congo	PROGRAMME NATIONAL DE SANTE DE LA	Consultants - Studies/Research	42,000.00
Democratic Republic of the Congo	SOFICOM TRANSFERT	Personnel Security Measures	86,468.68
Denmark	DAMCO DENMARK A/S	Transportation & Handling serv	131,230.00
Denmark	DAMCO DENMARK A/S	Transportation & Handling serv	75,800.00
Denmark	DAMCO DENMARK A/S	Transportation & Handling serv	65,960.26
Denmark	KUEHNE AND NAGEL INC	Transportation & Handling serv	632,598.00
Denmark	KUEHNE AND NAGEL INC	Transportation & Handling serv	92,790.00
Denmark	KUEHNE AND NAGEL INC	Transportation & Handling serv	83,700.00
Denmark	KUEHNE AND NAGEL INC	Transportation & Handling serv	55,209.00
Denmark	KUEHNE AND NAGEL INC	Transportation & Handling serv	53,010.00
Denmark	KUEHNE AND NAGEL INC	Transportation & Handling serv	35,160.00
Denmark	KUEHNE AND NAGEL INC	Transportation & Handling serv	34,376.00
Denmark	KUEHNE AND NAGEL INC	Transportation & Handling serv	34,050.00
Denmark	KUEHNE AND NAGEL INC	Transportation & Handling serv	31,250.00
Denmark	PLANSON EUROPE	Transportation & Handling serv	45,000.00
Denmark	SCAN GLOBAL LOGISTICS	Transportation & Handling serv	89,440.00
Denmark	SCAN GLOBAL LOGISTICS	Transportation & Handling serv	68,057.45
Denmark	SCAN GLOBAL LOGISTICS	Transportation & Handling serv	55,658.40
Denmark	SCAN GLOBAL LOGISTICS	Transportation & Handling serv	51,791.00
Denmark	UNDP/ Multiple Countries	Int'l Consultants-Sht Term-Tech	35,591.85
Denmark	UNDP/ Multiple Countries	Int'l Consultants-Sht Term-Tech	34,222.40
Denmark	UNDP/ Multiple Countries	Learning - Subcontracts	46,750.00
Denmark	UNDP/ Multiple Countries	Learning - Subcontracts	34,375.00
Denmark	UNICEF/ Multiple Countries	Transportation & Handling serv	122,500.72
Denmark	UNOPS	Maintenance of Vehicles	172,954.73
Denmark	UNOPS	Maintenance of Vehicles	34,590.94
Denmark	UNOPS	Transportation & Handling serv	162,647.12
Denmark	UNOPS	Transportation & Handling serv	45,993.38
Denmark	UNOPS	Transportation & Handling serv	31,827.01
Dominican Republic	ELBA AMPARO FRANCO	Consultants and contractors	32,168.62
Ecuador	HOTEL COLON INTERNACIONAL C.A.	Training of counterparts	38,783.89
Egypt	FAIRMONT NILE CITY	Training of counterparts	32,484.93
Ethiopia	ADDIS ABABA HILTON	Training of counterparts	44,344.38
Ethiopia	BETA DEVELOPMENT CONSULTING FIRM PLC	Consultants - Studies/Research	107,768.80
Ethiopia	ENTTO-National Travel & Tour Operator	Svc Co-Transportation Services	44,428.63
Fiji	GUARDFORCE (FIJI)	Personnel Security Measures	73,935.74
Fiji	GUARDFORCE (FIJI)	Personnel Security Measures	33,501.07
Fiji	REDOX	Printing and Publication	49,000.00
Finland	M4ID	Other media costs	49,170.00
France	PIERRE CLAQUIN	Int'l Consultants-Sht Term-Tech	60,900.00
Gambia	UNDP/ Multiple Countries	Consultants and contractors	37,687.48
Germany	AGEG CONSULTANTS EG	Consultants - Studies/Research	194,802.50
Germany	AGEG CONSULTANTS EG	Consultants - Studies/Research	49,436.60
Germany	BAYER SCHERING PHARMA AG	Transportation & Handling serv	53,881.44
Germany	BAYER SCHERING PHARMA AG	Transportation & Handling serv	52,785.57
Germany	BAYER SCHERING PHARMA AG	Transportation & Handling serv	45,477.00
Germany	BAYER SCHERING PHARMA AG	Transportation & Handling serv	38,543.89
Germany	GOPA CONSULTANTS	Consultants and contractors	87,116.00
Germany	GOPA CONSULTANTS	Consultants and contractors	87,116.00
Germany	GOPA CONSULTANTS	Consultants and contractors	87,116.00
Germany	GOPA CONSULTANTS	Consultants and contractors	87,116.00
Germany	HELM AG	Transportation & Handling serv	75,300.00
Germany	IMC AG	Int'l Consultants-Sht Term-Tech	39,390.00
Ghana	BAWA FAISAL	Training of counterparts	30,943.37
Ghana	BEDTIME HOTEL	Training of counterparts	35,411.35

## Major contracts for services and works by UN organization

AGENCY	Location of Supplier	Name of Contractor	Description of Services	Contract Value USD
<b>UNFPA continued</b>				
	Ghana	GOLDEN TULIP HOTEL	Training of counterparts	34,303.75
	Ghana	JARIA HOTEL LIMITED	Training of counterparts	103,950.00
	Ghana	JARIA HOTEL LIMITED	Training of counterparts	39,590.00
	Ghana	SCHOOL OF PUBLIC HEALTH	Training of counterparts	110,040.00
	Ghana	Twidan Grafix	Printing and Publication	31,500.00
	Guatemala	LUIS FELIPE ARRIOLA PRETI	Consultants - Studies/Research	42,799.50
	Haiti	ECEM	Consultants and contractors	75,300.25
	Haiti	ECEM	Svc Co-Transportation Services	75,300.25
	Haiti	GROUPE DE SUPPOET EN INFORMATIQUE ET EN	Consultants - Studies/Research	32,400.85
	Haiti	PNUD (Haiti)	Custodial & Cleaning Services	35,875.00
	Haiti	PNUD (Haiti)	Utilities	35,676.00
	Haiti	PNUD (Haiti)	Utilities	30,000.00
	Haiti	SACO FOOD S A	Utilities	36,405.95
	Honduras	UNDP/ Multiple Countries	Utilities	45,000.00
	Honduras	UNDP/ Multiple Countries	Utilities	35,500.00
	India	AC NIELSEN ORG-MARG PVT LTD	Consultants - Studies/Research	54,420.91
	India	DOORHASH INTERNATIONAL	Consultants - Studies/Research	58,221.56
	India	ERNST & YOUNG PVT LTD	Consultants - Studies/Research	65,936.69
	India	E-ZEST SOLUTIONS LTD	Intl Consultants-Sht Term-Tech	34,600.00
	India	HEXAWARE TECHNOLOGIES LTD.	Consultants and contractors	72,215.00
	India	HINDUSTAN THOMPSON ASSOCIATES LIMITED	Consultants and contractors	213,086.30
	India	HINDUSTAN THOMPSON ASSOCIATES LIMITED	Consultants and contractors	135,013.51
	India	IIPS FCRA ACCOUNT	Training of counterparts	31,400.00
	India	IMRB INTERNATIONAL	Consultants - Studies/Research	43,371.71
	India	INDUS MEDICARE LIMITED	Transportation & Handling serv	37,700.00
	India	OED PRODUCTIONS PRIVATE LIMITED	Consultants - Studies/Research	83,669.35
	India	SANGATH	Consultants - Studies/Research	45,841.86
	India	SIFY SOFTWARE LIMITED	Learning - Subcontracts	32,200.00
	India	SURETEX PROPHYLACTICS INDIA LIMITED	Transportation & Handling serv	32,300.00
	India	TALEEM RESEARCH FOUNDATION	Consultants - Studies/Research	35,047.17
	Indonesia	BAYU BUANA	Travel tickets - Int'l Staff	68,755.36
	Indonesia	LEMBAGA DEMOGRAFI FEUI	Consultants and contractors	30,157.99
	Indonesia	PT NUSA DUA INDONESIA	Catering Services/Hospitality	99,457.50
	Indonesia	PT NUSA DUA INDONESIA	Catering Services/Hospitality	49,462.50
	Indonesia	PT NUSA DUA INDONESIA	Catering Services/Hospitality	39,342.57
	Indonesia	ROSILAWATI ANGGRAINI	Travel tickets - Int'l Staff	33,698.80
	Indonesia	TEGUH RAHARDJO S PD	Audio-visual productions	113,541.73
	Indonesia	TEGUH RAHARDJO S PD	Audio-visual productions	96,957.31
	Iran (Islamic Republic of)	ALI ASHRAF MOJTAAHED SHABESTARI	Consultants and contractors	41,312.66
	Iraq	Other UN Agencies/ Multiples Countries	Other Office Security costs	59,780.00
	Iraq	Other UN Agencies/ Multiples Countries	Other Office Security costs	38,590.00
	Ireland	INTUITION PUBLISHING LTD	Consultants and contractors	79,210.40
	Italy	FAZZINI S.R.L.	Transportation & Handling serv	44,000.00
	Italy	FAZZINI S.R.L.	Transportation & Handling serv	44,000.00
	Italy	NOEMI DALMONTE	Consultants and contractors	32,090.10
	Japan	ASIAN URBAN INFORMATION CTR OF KOBE	Consultants and contractors	50,000.00
	Jordan	CROWNE PLAZA AMMAN	Training of counterparts	30,420.62
	Jordan	Dahlan Tours and Travel Company	Consultants and contractors	48,895.00
	Jordan	Dahlan Tours and Travel Company	Training of counterparts	53,190.00
	Jordan	Dahlan Tours and Travel Company	Training of counterparts	50,120.00
	Jordan	Plaza Holidays	Training of counterparts	80,760.65
	Jordan	Plaza Holidays	Training of counterparts	70,938.30
	Jordan	Plaza Holidays	Training of counterparts	38,572.80
	Jordan	Plaza Holidays	Training of counterparts	36,895.88
	Jordan	Plaza Holidays	Training of counterparts	32,433.62
	Kazakhstan	YERKEZHAN TABYLDIYEVA	Staff - detail assignments	34,528.00
	Kenya	DASH MARKETING SERVICES LTD	Printing and Publication	38,176.46
	Kenya	ELIWO AKOTO MANDJALE	Consultants and contractors	48,000.00
	Liberia	OLUREMI G SOGUNRO	Intl Consultants-Sht Term-Tech	33,475.00
	Liberia	ZELINE JATU PRITCHARD	Intl Consultants-Sht Term-Tech	56,803.15
	Madagascar	CROIX-ROUGE MALAGASY	Consultants - Studies/Research	30,000.00
	Malawi	KAMUZU COLLEGE OF NURSING	Learning - Subcontracts	87,838.45
	Malaysia	INNOLATEX SDN BHD	Transportation & Handling serv	89,460.00
	Malaysia	KAREX INDUSTRIES SDN BHD	Transportation & Handling serv	73,670.00
	Mali	BATEX-CI SAU	Utilities	42,016.17
	Mali	MC DECOR	Utilities	46,126.90
	Mauritania	ASSOCIATION DES SAGES FEMMES	Utilities	32,945.09
	Mauritania	ASSOCIATION MAURITANIEENNE POUR LA PROMOT	Consultants and contractors	45,000.00
	Mauritania	ETS MOHAMED HABIBOULAH	Utilities	36,605.66
	Mauritania	SOCOTI imprimerie	Printing and Publication	42,477.35
	Mauritania	SOCOTI imprimerie	Printing and Publication	41,528.23
	Mexico	ELIGE RED DE JOVENES POR LOS DERECHOS	Training of counterparts	95,000.00
	Mexico	GOBIERNO DEL DISTRITO FEDERAL	Other Office Security costs	38,862.07
	Mexico	IMPRESOS PUBLICITARIOS Y COMERCIALES	Consultants and contractors	169,809.52
	Mexico	JOSE JUVENTINO MARTINEZ ARCE	Intl Consultants-Sht Term-Tech	30,000.00
	Mongolia	Airtrans LLC	Travel tickets - local staff	46,154.82
	Mongolia	INDEPENDENT RESEARCH INSTITUTE NGO	Consultants - Studies/Research	35,300.00
	Mongolia	Mongolian Federation of Obstetrics & Gyn	Consultants - Studies/Research	41,358.27
	Mongolia	UNDP/ Multiple Countries	Utilities	96,872.91
	Mongolia	UNDP/ Multiple Countries	Utilities	33,868.30
	Mozambique	LEIMA IMPRESSOES	Printing and Publication	47,780.10
	Mozambique	WFP	Transportation & Handling serv	63,696.00
	Myanmar	MULTI VORTEX TRADING CO., LTD.	Utilities	33,264.89
	Nepal	SOUTH ASIA INITIATIVE TO END VIOLENCE	Consultants and contractors	34,080.00
	Netherlands	IMRES	Printing and Publication	48,945.00
	Netherlands	IMRES	Transportation & Handling serv	77,100.00
	Netherlands	IMRES	Transportation & Handling serv	50,700.00
	Netherlands	IMRES	Transportation & Handling serv	45,825.00
	Netherlands	IMRES	Transportation & Handling serv	37,020.00
	Netherlands	IMRES	Transportation & Handling serv	36,500.00
	Netherlands	IMRES	Transportation & Handling serv	35,740.00
	Netherlands	IMRES	Transportation & Handling serv	30,505.00
	Netherlands	MSD B V	Transportation & Handling serv	99,250.00
	Netherlands	MSD B V	Transportation & Handling serv	53,125.00
	Netherlands	MSD B V	Transportation & Handling serv	38,765.00
	Netherlands	MSD B V	Transportation & Handling serv	37,240.00
	Netherlands	MSD B V	Transportation & Handling serv	31,401.76
	Netherlands	THE MEDICAL EXPORT GROUP BV	Transportation & Handling serv	30,607.27
	Nicaragua	ASOC RED DE MUJERES AFROLATINOAMERICANAS	Training of counterparts	75,000.00
	Nicaragua	ASON/VIHIDA/CWLAC	Training of counterparts	40,000.00
	Nicaragua	CORTE CENTROAMERICANA DE JUSTICIA	Training of counterparts	60,000.00
	Niger	AGENCE MERVEILLES DU SAHEL	Printing and Publication	33,282.46
	Niger	NIGELEC	Consultants and contractors	30,335.78
	Niger	TONDO-LES BEAUX ARTS	Printing and Publication	33,162.61
	Nigeria	INTERNATIONAL TRADING & CONTRACTING LTD	Transportation & Handling serv	244,532.42
	Nigeria	INTERNATIONAL TRADING & CONTRACTING LTD	Transportation & Handling serv	88,519.24
	Nigeria	PENINSULA RESORT LTD	Travel tickets - Int'l Staff	30,713.94
	Nigeria	ROCKVIEW HOTELS LIMITED (ROYALE)	Catering Services/Hospitality	32,289.15
	Nigeria	ROCKVIEW HOTELS LIMITED (ROYALE)	Hospitality training purposes	76,820.45
	Nigeria	ROCKVIEW HOTELS LIMITED (ROYALE)	Travel tickets - Int'l Staff	32,454.11
	Pakistan	QAIS MAHMOOD SIKANDAR	Consultants and contractors	35,750.00
	Pakistan	RAAZIQ INTERNATIONAL PVT LTD	Transportation & Handling serv	39,188.94
	Papua New Guinea	Institute of National Affairs	Travel tickets - local staff	43,031.45



## Major contracts for services and works by UN organization

AGENCY			Contract Value
Location of Supplier	Name of Contractor	Description of Services	USD
<b>UNFPA continued</b>			
Papua New Guinea	LAE INTERNATIONAL HOTEL	Travel tickets - local staff	38,268.38
Papua New Guinea	UNDP/ Multiple Countries	Other Office Security costs	53,580.68
Papua New Guinea	YASKOM RESORT HOTEL LTD	Travel tickets - local staff	30,794.55
Peru	Mariela Andrea CORTES ALIAGA	Consultants and contractors	40,916.16
Peru	Orual Claire ANDINA BARBOZA	Consultants and contractors	31,500.00
Philippines	Foundation for Adolescent Development	Consultants - Studies/Research	33,264.24
Philippines	GOETZ MOVING & STORAGE INC.	Moving Services	31,442.34
Philippines	SAMAHAN NG MAMAYAN ZONE ONE TONDO INC	Consultants - Studies/Research	37,087.92
Philippines	THE PHILIPPINE CHRISTIAN FOUNDATION	Consultants and contractors	34,889.38
Philippines	UNDP/ Multiple Countries	Utilities	54,192.60
Republic of Korea	UNIDUS CORPORATION SEOHUNG	Transportation & Handling serv	37,120.00
Rwanda	MUHIRWA MUKAMASABO JOSEPHINE	Travel tickets - Int'l Staff	32,081.00
Senegal	LES AMARYLLIS HOTEL	Consultants and contractors	37,664.31
Senegal	SILEX GROUP	Consultants and contractors	42,139.60
Sierra Leone	ABUBAKARR TARAWALLY	Training of counterparts	74,743.00
Sierra Leone	ALHASSAN KAMARA	Training of counterparts	36,002.33
Sierra Leone	ALIE BANGURA	Training of counterparts	41,722.24
Sierra Leone	ALIE BANGURA	Training of counterparts	40,082.83
Sierra Leone	Dr. Francis Smart	Training of counterparts	38,916.63
Sierra Leone	FATMATA LANSANA	Training of counterparts	38,199.54
Sierra Leone	JUSU SYLVESTER PAVLOVE SQUIRE	Training of counterparts	64,183.29
Sierra Leone	JUSU SYLVESTER PAVLOVE SQUIRE	Training of counterparts	52,558.00
Sierra Leone	JUSU SYLVESTER PAVLOVE SQUIRE	Training of counterparts	38,900.29
Sierra Leone	LAMIN BANGURA	Training of counterparts	30,697.67
Sierra Leone	MEDICAL EQUIPMENT MANAGEMENT SERVICES	Training of counterparts	49,604.65
Sierra Leone	MICHAEL LANSANA	Training of counterparts	77,485.61
Sierra Leone	MOHAMED MASSAQUOI	Transportation & Handling serv	33,835.85
Sierra Leone	REPRODUCTIVE HEALTH PROJECT	Training of counterparts	36,546.51
Sierra Leone	SATTU ANNMARIE MUSA	Training of counterparts	49,137.07
Sierra Leone	SIERRA LEONE BUSINESS FORUM LTD	Training of counterparts	43,100.00
Sierra Leone	SIGN AFRICA SL LTD	Consultants and contractors	49,820.69
Sierra Leone	SIGN AFRICA SL LTD	Other media costs	50,283.06
Sierra Leone	SIGN AFRICA SL LTD	Printing and Publication	33,213.79
Sierra Leone	SLTU HOTEL 5:10	Training of counterparts	31,945.47
Sierra Leone	STEPHEN TAMBA TENGBEH	Training of counterparts	42,058.78
Sierra Leone	SYLIS DESIGN	Training of counterparts	32,558.14
South Africa	JEAN-FRANCOIS XAVIER AGUILERA	Intl Consultants-Sht Term-Tech	33,000.00
South Africa	MASAZI DEVELOPMENT ASSOCIATES CC	Consultants and contractors	30,864.69
South Africa	Pulane Tlebere	Intl Consultants-Sht Term-Tech	45,150.00
South Sudan	Other UN Agencies/ Multiples Countries	Intl Consultants-Sht Term-Tech	45,331.13
Spain	CARTAY PRODUCTOS ACOGIDA S L	Transportation & Handling serv	61,668.83
Spain	JUNICON EUROPE S L	Intl Consultants-Sht Term-Tech	112,550.00
Spain	JUNICON EUROPE S L	Intl Consultants-Sht Term-Tech	38,400.54
Sri Lanka	UNDP/ Multiple Countries	Custodial & Cleaning Services	34,039.20
Sudan	Black Gold Logistics Co.Ltd	Transportation & Handling serv	41,628.72
Sudan	GLOBAL AID HAND	Training of counterparts	30,000.00
Sudan	MANASE KIMBO LEMI	Training of counterparts	33,018.87
Sudan	Other UN Agencies/ Multiples Countries	Consultants and contractors	55,702.00
Sudan	SIMON MORGAN DADA	Training of counterparts	54,600.00
Sudan	SUNRISE INVESTMENT LTD	Catering Services/Hospitality	33,401.59
Sudan	WFP EMERGENCY OPERATION IN SUDAN	Learning - Subcontracts	30,000.00
Sudan	WFP EMERGENCY OPERATION IN SUDAN	Other Office Security costs	39,901.00
Sudan	WFP EMERGENCY OPERATION IN SUDAN	Travel tickets - local staff	30,000.00
Sudan	WFP SUDAN JUBA IMPREST	Travel tickets - Int'l Staff	30,000.00
Sweden	PERCEPIUM AB	Learning - Subcontracts	32,500.00
Switzerland	DEV-TV	Audio-visual productions	35,000.00
Switzerland	EGON ZEHNDER INTERNATIONAL (SUISSE) SA	Consultants - Studies/Research	150,000.00
Switzerland	EGON ZEHNDER INTERNATIONAL (SUISSE) SA	Consultants - Studies/Research	52,497.40
Switzerland	HENRICA ALEXANDRINA F. M. JANSEN	Intl Consultants-Sht Term-Tech	120,000.00
Syrian Arab Republic	SYRIAN FAMILY PLANNING ASSOCIA	Consultants and contractors	39,857.66
Thailand	ASIAN RESEARCH CENTER FOR MIGRATION	Consultants - Studies/Research	43,915.30
Thailand	COALITION OF ASIA PACIFIC REGIONAL	Consultants and contractors	40,500.00
Thailand	IPSR MAHIDOL UNIVERSITY	Consultants and contractors	54,980.00
Thailand	Other UN Agencies/ Multiples Countries	Consultants and contractors	251,550.00
Thailand	SURETEX LIMITED	Transportation & Handling serv	39,200.00
Thailand	UNDP/ Multiple Countries	Consultants and contractors	125,000.00
Thailand	UNDP/ Multiple Countries	Consultants and contractors	30,000.00
The former Yugoslav Republic of Ma	NEOKOM	Consultants and contractors	46,841.20
Timor-Leste	MINISTRY OF EDUCATION	Training of counterparts	32,606.00
Timor-Leste	MINISTRY OF HEALTH	Training of counterparts	55,941.00
Timor-Leste	MINISTRY OF HEALTH	Training of counterparts	35,698.80
Timor-Leste	PRADET TIMOR LESTE	Training of counterparts	74,500.00
Timor-Leste	PRADET TIMOR LESTE	Training of counterparts	74,500.00
Timor-Leste	PRESIDENCIA DA REPUBLICA	Intl Consultants-Sht Term-Tech	30,470.00
Tunisia	NESRINE JELALIA	Consultants and contractors	42,576.00
Turkey	YANKI SEYAHAT VE TURIZM ACENTASI LTD.STI	Hospitality training purposes	83,271.02
Turkey	YANKI SEYAHAT VE TURIZM ACENTASI LTD.STI	Training of counterparts	97,188.32
Turkey	YANKI SEYAHAT VE TURIZM ACENTASI LTD.STI	Training of counterparts	69,333.89
Turkey	YANKI SEYAHAT VE TURIZM ACENTASI LTD.STI	Travel tickets - Int'l Staff	31,296.31
Uganda	AH CONSULTING LTD	Consultants - Studies/Research	70,450.00
Uganda	AINE PAMELA	Travel tickets - Int'l Staff	31,390.00
Uganda	ELIMERA ENTERPRISES LTD	Printing and Publication	47,246.55
Uganda	HEALTH TUTORS' COLLEGE MULAGO	Travel - Education grant	60,601.94
Uganda	KABIRA COUNTRY CLUB LTD	Training of counterparts	35,056.31
Uganda	MUTITI REGINA	Consultants and contractors	32,873.96
Uganda	NATIONAL ENVIRONMENT FUND	Travel tickets - Int'l Staff	122,130.00
Uganda	PRIMO MADRA	Travel tickets - Int'l Staff	36,584.00
Uganda	TOMUSANGE KYOYAGALA PENNINAH	Consultants and contractors	31,696.39
Uganda	WANYAMA JAMES	Intl Consultants-Sht Term-Tech	37,406.49
Ukraine	CENTRE OF CONFERENCE SERVICES LTD	Consultants and contractors	33,359.04
Ukraine	Ukrainian Center for Social Reforms	Consultants - Studies/Research	64,757.76
Ukraine	Ukrainian Center for Social Reforms	Consultants - Studies/Research	44,250.00
United Arab Emirates	CTG GLOBAL LTD (JLT BRANCH)	Consultants and contractors	161,247.40
United Arab Emirates	CTG GLOBAL LTD (JLT BRANCH)	Consultants and contractors	67,943.88
United Arab Emirates	CTG GLOBAL LTD (JLT BRANCH)	Consultants and contractors	55,939.36
United Arab Emirates	CTG GLOBAL LTD (JLT BRANCH)	Consultants and contractors	48,387.35
United Arab Emirates	CTG GLOBAL LTD (JLT BRANCH)	Consultants and contractors	42,282.93
United Arab Emirates	CTG GLOBAL LTD (JLT BRANCH)	Consultants and contractors	40,904.37
United Arab Emirates	CTG GLOBAL LTD (JLT BRANCH)	Consultants and contractors	37,276.47
United Kingdom	AGENDA CONSULTING LIMITED	Consultants and contractors	34,640.00
United Kingdom	CHESTRAD INTERNATIONAL LTD	Consultants - Studies/Research	100,000.00
United Kingdom	CRANFIELD MANAGEMENT DEVELOPMENT LIMITED	Learning - Subcontracts	86,055.20
United Kingdom	CRANFIELD MANAGEMENT DEVELOPMENT LIMITED	Learning - Subcontracts	86,055.20
United Kingdom	CRANFIELD MANAGEMENT DEVELOPMENT LIMITED	Learning - Subcontracts	86,055.20
United Kingdom	CRANFIELD MANAGEMENT DEVELOPMENT LIMITED	Learning - Subcontracts	86,055.20
United Kingdom	CRANFIELD MANAGEMENT DEVELOPMENT LIMITED	Learning - Subcontracts	68,820.00
United Kingdom	CRANFIELD MANAGEMENT DEVELOPMENT LIMITED	Learning - Subcontracts	41,890.00
United Kingdom	CRANFIELD MANAGEMENT DEVELOPMENT LIMITED	Learning - Subcontracts	41,890.00
United Kingdom	CRANFIELD MANAGEMENT DEVELOPMENT LIMITED	Learning - Subcontracts	41,890.00
United Kingdom	CRANFIELD MANAGEMENT DEVELOPMENT LIMITED	Learning - Subcontracts	41,890.00
United Kingdom	CRANFIELD MANAGEMENT DEVELOPMENT LIMITED	Learning - Subcontracts	30,600.00
United Kingdom	DRS DATA SERVICES LIMITED	Consultants and contractors	666,600.00
United Kingdom	DRS DATA SERVICES LIMITED	Printing and Publication	1,644,900.00
United Kingdom	DRS DATA SERVICES LIMITED	Printing and Publication	729,395.61
United Kingdom	DRS DATA SERVICES LIMITED	Printing and Publication	54,000.00

## Major contracts for services and works by UN organization

AGENCY	Location of Supplier	Name of Contractor	Description of Services	Contract Value USD
<b>UNFPA continued</b>				
	United Kingdom	DRS DATA SERVICES LIMITED	Training of counterparts	38,607.43
	United Kingdom	HEALTH BOOKS UK	Printing and Publication	32,086.06
	United Kingdom	I2D2 LIMITED	Learning - Subcontracts	32,117.00
	United Kingdom	Magnum Photos	Audio-visual productions	49,500.00
	United Kingdom	moore stephens llp	Audit fees	3,472,447.21
	United Kingdom	moore stephens llp	Audit fees	44,150.00
	United Kingdom	moore stephens llp	Intl Consultants-Sht Term-Tech	144,713.00
	United Kingdom	moore stephens llp	Intl Consultants-Sht Term-Tech	119,223.00
	United Kingdom	Moti MacDonald Limited	Consultants and contractors	58,618.90
	United Kingdom	THE FEMALE HEALTH COMPANY	Transportation & Handling serv	43,373.00
	United Kingdom	TSAMOTA LTD	Learning - Subcontracts	77,949.30
	United Republic of Tanzania	CENTRE FOR EDUCATION DEVELOPMENT IN	Training of counterparts	72,450.00
	United Republic of Tanzania	CLOUDS ENTERTAINMENT COMPANY LTD	Consultants and contractors	353,568.48
	United Republic of Tanzania	INNOVEX AUDITORS	Consultants - Studies/Research	30,736.84
	United Republic of Tanzania	THE LIVING ROOM LTD	Consultants and contractors	192,982.46
	United States of America	22ND CENTURY TECHNOLOGIES INC	Intl Consultants-Sht Term-Tech	42,880.00
	United States of America	605 3RD AVE FEE LLC	Utilities	120,000.00
	United States of America	605 3RD AVE FEE LLC	Utilities	34,000.00
	United States of America	BRAD HERBERT ASSOCIATES LLP	Consultants - Studies/Research	106,975.00
	United States of America	COMMUNICATIONS CONSORTIUM MEDIA CENTER	Other media costs	100,000.00
	United States of America	COMMUNITY SYSTEMS FOUNDATION	Consultants - Studies/Research	81,931.00
	United States of America	COMMUNITY SYSTEMS FOUNDATION	Consultants and contractors	102,710.00
	United States of America	CYBER KORP INC.	Consultants and contractors	80,000.00
	United States of America	DENIS CHARLES NGUYEN	Intl Consultants-Sht Term-Tech	37,462.50
	United States of America	FISHER BROTHERS CLEANING SERVICES	Custodial & Cleaning Services	163,000.00
	United States of America	Glen Cove Property LLC/Glen Cove Mansion	Hospitality training purposes	38,312.00
	United States of America	INTERNATIONAL SOS ASSISTANCE INC	Insurance	35,000.00
	United States of America	LAURI ROMANZI	Consultants and contractors	38,300.00
	United States of America	MCKINSEY AND CO INC - UNITED STATES	Consultants - Studies/Research	425,000.00
	United States of America	PERSONNEL DECISIONS INTERNATIONAL	Learning - Subcontracts	150,400.00
	United States of America	PFIZER OVERSEAS LLC (EXPORT DIVISION)	Transportation & Handling serv	39,889.68
	United States of America	PFIZER OVERSEAS LLC (EXPORT DIVISION)	Transportation & Handling serv	32,500.00
	United States of America	POPULATION COUNCIL	Consultants and contractors	32,000.00
	United States of America	PORTLAND PR INC	Other media costs	200,000.00
	United States of America	PROGRAPHICS, INC.	Printing and Publication	255,228.00
	United States of America	PROGRAPHICS, INC.	Printing and Publication	77,426.00
	United States of America	PROGRAPHICS, INC.	Printing and Publication	36,434.24
	United States of America	Tower Innov. Learning Sol d/b/a eCornell	Learning - Subcontracts	130,000.00
	United States of America	VII PHOTO AGENCY LLC	Other media costs	166,200.00
	United States of America	WE CARE SOLAR	Training of counterparts	72,025.00
	Uruguay	CLAEH	Consultants and contractors	41,717.67
	Uruguay	MACADAR DANIEL	Consultants and contractors	56,359.68
	Viet Nam	HA VIET TUNG SHING COMPANY LIMITED	Consultants and contractors	38,527.69
	Viet Nam	TRUONG DAI HOC Y TE CONG CONG	Consultants and contractors	31,053.51
	Yemen	GRANT THORNTON YEMEN COMPANY	Consultants and contractors	35,500.00
	Yemen	UNDP/ Multiple Countries	Other Office Security costs	36,757.36
	Zambia	ABRAHAM KABESHA CHINGALIKA	Consultants and contractors	40,072.46
	Zambia	ANDREW KUMWENDA	Consultants and contractors	34,209.14
	Zambia	MS PRECIOUS ZANDONDA	Consultants and contractors	32,455.01
	Zimbabwe	ANEPHEN INVESTMENTS (PVT) LTD	Catering Services/Hospitality	49,900.00
	Zimbabwe	BINDURA PRIMARY SCHOOL	Training of counterparts	49,900.00
	Zimbabwe	BIRIIRI HIGH SCHOOL	Training of counterparts	62,500.00
	Zimbabwe	CADHILL INVEST	Catering Services/Hospitality	42,016.00
	Zimbabwe	CHAMINUKA TRAINING CENTRE	Training of counterparts	37,968.00
	Zimbabwe	CHEZIYA GOKWE HIGH SCHOOL	Training of counterparts	60,920.00
	Zimbabwe	CHIBUWE HIGH SCHOOL	Training of counterparts	49,900.00
	Zimbabwe	CHIBUWE HIGH SCHOOL	Training of counterparts	49,900.00
	Zimbabwe	CHIKANGWE HIGH SCHOOL	Training of counterparts	49,900.00
	Zimbabwe	CHINDUNDUMA HIGH SCHOOL SDA	Training of counterparts	49,900.00
	Zimbabwe	CHINHOYI HIGH SCHOOL	Training of counterparts	49,900.00
	Zimbabwe	CHIPINGE PRIMARY SCHOOL	Training of counterparts	45,030.00
	Zimbabwe	CHIREZDI CHRISTIAN SEC SCHOOL	Training of counterparts	49,900.00
	Zimbabwe	COLLIGAN TRADIN	Catering Services/Hospitality	43,305.00
	Zimbabwe	DAPP FRONTLINE INSTITUTE	Training of counterparts	49,900.00
	Zimbabwe	DEWURE HIGH SCHOOL	Training of counterparts	49,920.00
	Zimbabwe	EUROP CAR ZIMBABWE	Maintenance of Vehicles	49,292.52
	Zimbabwe	GASCH PRINTING LLC	Printing and Publication	41,648.50
	Zimbabwe	GEORGE SILUNDIKA HIGH SCHOOL	Training of counterparts	49,170.00
	Zimbabwe	GIRLS HIGH SCHOOL SERVICE FUND	Catering Services/Hospitality	36,432.00
	Zimbabwe	GOLD CROWN INVESTMENTS	Catering Services/Hospitality	49,900.00
	Zimbabwe	GOROMONZI HIGH SCHOOL	Training of counterparts	35,273.00
	Zimbabwe	GWERU TECHNICAL COLL	Training of counterparts	49,900.00
	Zimbabwe	INTERZINE INVESTMENTS PRIVATE LTD	Catering Services/Hospitality	35,152.00
	Zimbabwe	KWEKWE POLYTECHNIC COLLEGE	Training of counterparts	51,570.00
	Zimbabwe	LUNDI CHRISTIAN HIGH SCHOOL	Training of counterparts	49,900.00
	Zimbabwe	LUNDI CHRISTIAN HIGH SCHOOL	Training of counterparts	46,800.00
	Zimbabwe	MABHIKWA HIGH SCHOOL	Training of counterparts	41,754.00
	Zimbabwe	MARONDERA HIGH SCHOOL	Training of counterparts	49,900.00
	Zimbabwe	MASVINGO DIOCESE BEREJENA	Training of counterparts	38,680.00
	Zimbabwe	MASVINGO DIOCESE ZAKA COLLEGE ST	Training of counterparts	78,000.00
	Zimbabwe	MASVINGO DIOCESE ZAKA COLLEGE ST	Training of counterparts	49,900.00
	Zimbabwe	MASVINGO POLYTECHNIC	Training of counterparts	168,400.00
	Zimbabwe	MASVINGO POLYTECHNIC	Training of counterparts	49,900.00
	Zimbabwe	MASVINGO POLYTECHNIC	Training of counterparts	45,416.00
	Zimbabwe	MAVHUDZI HIGH SCHOOL	Training of counterparts	35,560.00
	Zimbabwe	MKOKA TEACHERS COLLEGE	Training of counterparts	49,900.00
	Zimbabwe	MUTARE POLYTECHNIC	Training of counterparts	48,000.00
	Zimbabwe	NIBESH INVESTMENTS	Training of counterparts	30,611.70
	Zimbabwe	NYAMUORO BOARDING SCHOOL	Training of counterparts	48,510.00
	Zimbabwe	OPENMARK INVESTMENTS	Training of counterparts	42,450.00
	Zimbabwe	PLUMTREE HIGH SCHOOL	Training of counterparts	37,415.50
	Zimbabwe	PUNGWE LODGES & HOTELS	Training of counterparts	113,400.00
	Zimbabwe	R C Z NYASHANU HIGH SCHOOL	Training of counterparts	50,346.00
	Zimbabwe	SALVATION ARMY HOWARD HIGH SCHOOL	Training of counterparts	49,900.00
	Zimbabwe	SALVATION ARMY HOWARD HIGH SCHOOL	Training of counterparts	39,920.00
	Zimbabwe	SHALBON INVESTMENT	Printing and Publication	43,100.00
	Zimbabwe	ST ALBERTS HIGH SCHOOL	Training of counterparts	46,483.00
	Zimbabwe	ST PHILLIPS MAGWENYA HIGH SCHOOL	Catering Services/Hospitality	49,900.00
	Zimbabwe	STARROLE INVESTMENTS	Training of counterparts	48,959.00
	Zimbabwe	THE BURSAR ST AUGUSTINES HIGH S	Training of counterparts	50,610.00
	Zimbabwe	THE PRIEST IN CHARGE MASVINGO DIOCESE	Training of counterparts	49,900.00
	Zimbabwe	TONGWE GOVT HIGH SCHOOL	Training of counterparts	49,900.00
	Zimbabwe	TWIST ADVERTISING	Audio-visual productions	36,000.00
	Zimbabwe	UZ-MPH	Consultants - Studies/Research	43,635.00
	Zimbabwe	WARNWRIGHT ENTERPRISES	Training of counterparts	49,900.00
	Zimbabwe	WINHOPES INVESTMENTS	Training of counterparts	49,900.00
<b>UNHCR</b>				
	Afghanistan	ABDUL AZIZ	LEASE/RENTAL OF	60,000.00
	Afghanistan	ABDUL RAHIM	LEASE/RENTAL OF	32,400.00
	Afghanistan	ABDUL WALI	LEASE/RENTAL OF	48,340.00
	Afghanistan	AFGHAN BAM	MINOR ALTERATIONS	32,461.00
	Afghanistan	Afghan National	OFFICE SECURITY	119,856.85
	Afghanistan	AFGHAN NATIONAL	SECURITY SYSTEMS	34,487.65

## Major contracts for services and works by UN organization

AGENCY	Location of Supplier	Name of Contractor	Description of Services	Contract Value USD
	<b>UNHCR continued</b>			
Afghanistan		BAKHSTAR ARIA	MINOR ALTERATIONS	119,600.00
Afghanistan		BROMPTON	BUILDING AND	88,638.00
Afghanistan		ENG.IMAM JAN	LEASE/RENTAL OF	66,000.00
Afghanistan		FAJIR TAWHID	BUILDING AND	148,911.54
Afghanistan		FAJIR TAWHID	OFFICE	34,941.00
Afghanistan		FARZAM KAIHAN GEO	SECURITY	40,780.50
Afghanistan		GIZ IS KABUL	WAREHOUSE	40,000.00
Afghanistan		HAJI ABDUL ZAHIR	LEASE/RENTAL OF	45,500.00
Afghanistan		HAJI GUL MOHAMMAD	LEASE/RENTAL OF	36,000.00
Afghanistan		HAJI MOHAMMAD	LEASE/RENTAL OF	36,000.00
Afghanistan		HAMID MIR CONS	BUILDING AND	181,309.62
Afghanistan		HART SECURITY	OFFICE SECURITY	3,088,080.00
Afghanistan		HART SECURITY	OFFICE SECURITY	1,188,000.00
Afghanistan		HART SECURITY	OFFICE SECURITY	50,000.00
Afghanistan		HART SECURITY	OFFICE SECURITY	40,320.00
Afghanistan		HART SECURITY	OFFICE SECURITY	37,520.00
Afghanistan		HART SECURITY	OFFICE SECURITY	32,310.00
Afghanistan		Herat Casual	GUARD SERVICES	61,200.00
Afghanistan		JUBAILI BROS	OFFICE EQUIPMENT	43,605.00
Afghanistan		Kabul Casual	CLEANING	108,900.00
Afghanistan		Kabul Casual	CLEANING	54,000.00
Afghanistan		Kabul Casual	CLEANING	46,700.00
Afghanistan		KALIMULLAH	LEASE/RENTAL OF	97,500.00
Afghanistan		KARBASI, MOHAMMAD	LEASE/RENTAL OF	31,200.00
Afghanistan		KUEHNE & NAGEL	DEMURRAGE CHARGES	232,798.90
Afghanistan		KUEHNE & NAGEL	DEMURRAGE CHARGES	41,659.00
Afghanistan		M.EDRES	LEASE/RENTAL OF	42,500.00
Afghanistan		MULTI NET LTD	INTERNET SERVICES	88,800.00
Afghanistan		MULTI NET LTD	INTERNET SERVICES	44,400.00
Afghanistan		National Afghan	OFFICE SECURITY	63,673.17
Afghanistan		National Afghan	OFFICE SECURITY	57,300.61
Afghanistan		Naveed Associa	OFFICE	41,986.00
Afghanistan		POWER SUPPLY	ELECTRICITY	36,363.64
Afghanistan		SAID FAWAD	TAXI SERVICES	33,720.00
Afghanistan		Service Contract	OFFICE SECURITY	75,900.00
Afghanistan		TELECOM	LONG DISTANCE	134,593.83
Afghanistan		TELECOM	LONG DISTANCE	118,742.43
Afghanistan		TELECOM	LONG DISTANCE	88,888.89
Afghanistan		TELECOM	LONG DISTANCE	69,495.15
Afghanistan		UN PROTECTION	OFFICE SECURITY	40,245.40
Afghanistan		UN Protection	OFFICE SECURITY	32,699.39
Afghanistan		UNDP	OFFICE SECURITY	89,066.99
Afghanistan		UNDP	OFFICE SECURITY	79,389.89
Afghanistan		UNITED NATIONS	LEASE/RENTAL OF	300,000.00
Afghanistan		UNITED NATIONS	LEASE/RENTAL OF	55,446.30
Afghanistan		UNITED NATIONS	LEASE/RENTAL OF	46,500.00
Afghanistan		UNITED NATIONS	LEASE/RENTAL OF	42,000.00
Algeria		AUTORITE DE	RADIO SERVICES	30,270.74
Algeria		COMPAGNIE	OFFICE SECURITY	54,549.84
Algeria		Keina Mustapha	OFFICE	73,148.90
Algeria		Keina Mustapha	OFFICE	44,292.82
Algeria		Ould Yahia Rahim	OFFICE	37,800.91
Algeria		SALI Fatima Vve	LEASE/RENTAL OF	72,347.27
Angola		DANIEL YAGNYE	LEASE/RENTAL OF	165,337.50
Angola		ORGANIZACOES	WAREHOUSE RENTAL	48,000.00
Angola		ORGANIZACOES	WAREHOUSE RENTAL	48,000.00
Angola		SDA Contractor	REHABILITATION	59,755.00
Angola		SDA Contractor	REHABILITATION	41,828.50
Angola		UNDP	UN JOINT ADMIN	32,451.18
Argentina		JORGE LUIS TOPPER	LEASE/RENTAL OF	30,000.00
Australia		CORPORATE	NON-UNHCR STAFF	52,763.52
Australia		DEPARTMENT OF	LEASE/RENTAL OF	203,495.00
Austria		UNODC	UN JOINT ADMIN	94,160.00
Azerbaijan		ABUTALIB BABAYEV	LEASE/RENTAL OF	82,697.20
Azerbaijan		LEGAT LLC	CONTRACT LAW	44,020.34
Bangladesh		Hellen Keller	CONTRACT FEE	48,352.58
Bangladesh		M/S MAA-BABAR DOA	CONTRACT FEE	163,800.00
Bangladesh		M/S. ABDUL	CONTRACT FEE	35,078.95
Bangladesh		M/s. M. R. Co.	CONTRACT FEE	43,972.94
Bangladesh		M/s. N Islam &	CONTRACT FEE	40,821.91
Belgium		AIRPLUS	STAFF TRAVEL	39,318.48
Belgium		AIRPLUS	TRAVEL AGENTS	38,759.69
Belgium		CHANNEL RESEARCH	IN SERVICE	33,345.65
Belgium		CHANNEL RESEARCH	IN SERVICE	32,349.74
Belgium		CHANNEL RESEARCH	IN SERVICE	31,966.71
Belgium		CHANNEL RESEARCH	IN SERVICE	30,176.42
Belgium		DEUXIEME BUREAU	LEASE/RENTAL OF	44,602.60
Belgium		MARKEE NV	CONTRACT FEE	37,267.08
Bosnia and Herzegovina		UNITIC d.o.o.	LEASE/RENTAL OF	47,160.90
Bosnia and Herzegovina		UNITIC d.o.o.	LEASE/RENTAL OF	46,560.33
Bosnia and Herzegovina		UNITIC d.o.o.	LEASE/RENTAL OF	45,702.63
Bosnia and Herzegovina		UNITIC d.o.o.	LEASE/RENTAL OF	44,190.84
Botswana		AT and T Travel	ROAD TRANSPORT	30,304.18
Brazil		CONDOMINIO DO	SECURITY	30,227.03
Brazil		VS INVESTIMENTOS	LEASE/RENTAL OF	116,218.38
Burkina Faso		BFA COBATMO	OFFICE	76,058.07
Burkina Faso		BFA ETS BATHILY	OFFICE	36,370.34
Burkina Faso		FASEM-CONSULT	OFFICE	112,832.36
Burundi		BURUNDI CLEANING	CLEANING	36,065.28
Burundi		FAROOK SALEH	LEASE/RENTAL OF	60,000.00
Burundi		FAROOK SALEH	LEASE/RENTAL OF	30,000.00
Burundi		FAROOK SALEH	LEASE/RENTAL OF	30,000.00
Burundi		P. S. G.	GUARD SERVICES	82,849.08
Burundi		UNITED NATIONS	UN JOINT ADMIN	136,036.94
Cameroon		AES-SONEL	ELECTRICITY	37,254.06
Cameroon		NTSAMA NEE	LEASE/RENTAL OF	50,577.92
Cameroon		TRANSIMEX	TRANSPORT	52,000.00
Cameroon		TRANSIMEX	WAREHOUSE RENTAL	76,531.04
Cameroon		TRANSIMEX	WAREHOUSE RENTAL	73,575.72
Canada		CANADEM	CONSULTANT	105,000.00
Canada		CANADEM	CONSULTANT	93,978.31
Canada		Good Works	MAILING SERVICES	34,212.50
Canada		GOSS GILROY INC.	CONSULTANT	47,445.00
Canada		KPMG LLP	AUDIT SERVICES	30,000.00
Canada		MEDGATE INC	SOFTWARE	223,600.00
Canada		Mohammad Reza	LEASE/RENTAL OF	96,000.00
Canada		Public Outreach	MARKET RESEARCH	59,964.32
Canada		Public Outreach	MARKET RESEARCH	57,372.12
Canada		THE COMMONWEALTH	IN SERVICE	149,394.53
Canada		THE COMMONWEALTH	IN SERVICE	65,412.62
Canada		Threshold	IN SERVICE	34,851.04
Central African Republic		CHINA GEO	BOREHOLE	93,403.88
Central African Republic		EGLISE CATHOLIQUE	BOREHOLE	47,709.41

## Major contracts for services and works by UN organization

AGENCY			Contract Value
Location of Supplier	Name of Contractor	Description of Services	USD
<b>UNHCR continued</b>			
Central African Republic	ETS MAHAMAT	BOREHOLE	43,240.08
Central African Republic	ONG NATIONALE	BUILDING AND	89,378.66
Chad	AGENCE D'AIDE A	ASSESSMENT/SURVER	32,392.86
Chad	AIRTEL	LOCAL TELEPHONE	41,202.42
Chad	BIGEC SARL	BUILDING AND	98,992.85
Chad	BIGEC SARL	BUILDING AND	49,496.42
Chad	EAU TRAVAUX	LAND CLEARING	1,281,036.22
Chad	Ets ABDOULAYE	CUSTOMS SERVICES	59,395.71
Chad	Ets ABDOULAYE	CUSTOMS SERVICES	34,731.45
Chad	GARANTIE	OFFICE SECURITY	53,516.47
Chad	GARANTIE	SECURITY SYSTEMS	63,967.95
Chad	GARANTIE	SECURITY SYSTEMS	47,472.99
Chad	GARANTIE	SECURITY SYSTEMS	44,389.56
Chad	GARANTIE	SECURITY SYSTEMS	36,302.66
Chad	N CONSULTING	AUDIT SERVICES	45,536.71
Chad	PROGRAMME des	UN JOINT ADMIN	76,909.44
Chad	SAFAR S A	THIRD PARTY	59,926.46
Chad	SNASE SARL	CLEANING	34,546.80
Chad	SNASE SARL	OFFICE SECURITY	41,857.53
Chad	SOMANA	BUILDING AND	37,119.08
Chad	UNDP	SECURITY	62,767.00
China	BEIJING HOUSING	LEASE/RENTAL OF	106,704.58
China, Hong Kong Special Administra	CHIN CALVIN GAR	LEASE/RENTAL OF	31,034.93
China, Hong Kong Special Administra	G4S Gurkha	OFFICE SECURITY	88,735.66
China, Hong Kong Special Administra	HONG KONG	MASS	248,320.87
China, Hong Kong Special Administra	HONG KONG	MASS	224,497.62
China, Hong Kong Special Administra	HSIANG TAI	MINOR ALTERATIONS	31,086.52
Colombia	BDO AUDIT S.A.	AUDIT SERVICES	62,761.86
Colombia	CALERO OROZCO,	MEDIA CAMPAIGN	34,426.23
Colombia	COMUNICACION	MOBILE	47,697.88
Colombia	DNA ARQUITECTURA	MINOR ALTERATIONS	52,921.72
Colombia	INMOBILIARIA	LEASE/RENTAL OF	33,626.49
Colombia	JORGE CORTES MORA	LEASE/RENTAL OF	190,222.45
Colombia	MARIO TOBON TOBON	LEASE/RENTAL OF	30,906.08
Colombia	MGC ARQUITECTURA	ELECTRICAL	47,960.31
Colombia	TECNILIMPIO S.A.	CLEANING	170,331.49
Colombia	TELEPORT BUSINESS	LEASE/RENTAL OF	60,527.67
Costa Rica	PASIAURAL, S.A.	LEASE/RENTAL OF	61,740.00
Costa Rica	PASIAURAL, S.A.	LEASE/RENTAL OF	30,870.00
Cote d'Ivoire	ADIABOUAH	LEASE/RENTAL OF	36,815.04
Cote d'Ivoire	MISTRAL VOYAGES	STAFF TRAVEL	30,340.02
Cote d'Ivoire	WFP COTE	AIR TRANSPORT	100,000.00
Democratic Republic of the Congo	G4S SECURITY	GUARD SERVICES	39,600.00
Democratic Republic of the Congo	HDW ANTENNE	OFFICE SECURITY	77,880.00
Democratic Republic of the Congo	HUMAN DIGNITY IN	CLEANING	60,480.00
Democratic Republic of the Congo	KPMG RDC	AUDIT SERVICES	105,000.00
Democratic Republic of the Congo	MAGENYA	SECURITY	51,300.00
Democratic Republic of the Congo	MAGENYA	SECURITY	32,400.00
Democratic Republic of the Congo	NYIRABUZUZA	LEASE/RENTAL OF	91,200.00
Democratic Republic of the Congo	PROGR. INITIAVES	CLEANING	61,344.00
Democratic Republic of the Congo	ROYAL SECURITY	OFFICE SECURITY	30,750.00
Democratic Republic of the Congo	SONAS KASAVUBU	INSURANCE	105,190.00
Democratic Republic of the Congo	SONAS KASAVUBU	THIRD PARTY	30,000.00
Democratic Republic of the Congo	UN INTER AGENCIES	UN JOINT ADMIN	93,784.00
Democratic Republic of the Congo	VODACOM	LOCAL TELEPHONE	55,000.00
Democratic Republic of the Congo	WARRIOR -	OFFICE SECURITY	75,600.00
Denmark	BALTIC CONTROL	INSPECTION	100,000.00
Denmark	DAMCO DENMARK A/S	TRANSPORT	102,772.20
Denmark	DAMCO DENMARK A/S	TRANSPORT	66,000.00
Denmark	DAMCO DENMARK A/S	TRANSPORT	64,930.00
Denmark	DAMCO DENMARK A/S	TRANSPORT	62,500.00
Denmark	DAMCO DENMARK A/S	TRANSPORT	59,602.65
Denmark	DAMCO DENMARK A/S	TRANSPORT	58,760.00
Denmark	DAMCO DENMARK A/S	TRANSPORT	57,141.00
Denmark	DAMCO DENMARK A/S	TRANSPORT	56,422.14
Denmark	DAMCO DENMARK A/S	TRANSPORT	52,920.00
Denmark	DAMCO DENMARK A/S	TRANSPORT	51,624.00
Denmark	DAMCO DENMARK A/S	TRANSPORT	47,578.42
Denmark	DAMCO DENMARK A/S	TRANSPORT	44,924.00
Denmark	DAMCO DENMARK A/S	TRANSPORT	43,674.00
Denmark	DAMCO DENMARK A/S	TRANSPORT	41,423.84
Denmark	DAMCO DENMARK A/S	TRANSPORT	40,839.55
Denmark	DAMCO DENMARK A/S	TRANSPORT	40,516.56
Denmark	DAMCO DENMARK A/S	TRANSPORT	39,675.00
Denmark	DAMCO DENMARK A/S	TRANSPORT	39,626.87
Denmark	DAMCO DENMARK A/S	TRANSPORT	39,605.90
Denmark	DAMCO DENMARK A/S	TRANSPORT	39,200.00
Denmark	DAMCO DENMARK A/S	TRANSPORT	39,020.00
Denmark	DAMCO DENMARK A/S	TRANSPORT	38,910.00
Denmark	DAMCO DENMARK A/S	TRANSPORT	38,400.00
Denmark	DAMCO DENMARK A/S	TRANSPORT	36,950.31
Denmark	DAMCO DENMARK A/S	TRANSPORT	34,703.90
Denmark	DAMCO DENMARK A/S	TRANSPORT	34,416.00
Denmark	DAMCO DENMARK A/S	TRANSPORT	34,060.00
Denmark	DAMCO DENMARK A/S	TRANSPORT	33,822.00
Denmark	DAMCO DENMARK A/S	TRANSPORT	31,696.00
Denmark	DAMCO DENMARK A/S	TRANSPORT	31,600.00
Denmark	DANISH REFUGEE	CONSULTANT FEES	30,866.00
Denmark	DANISH REFUGEE	CONTRACT FEE	185,462.81
Denmark	DANISH REFUGEE	CONTRACT FEE	99,134.95
Denmark	DANISH REFUGEE	CONTRACT FEE	76,540.49
Denmark	DANISH REFUGEE	CONTRACT FEE	56,748.26
Denmark	DANISH REFUGEE	CONTRACT FEE	31,617.29
Denmark	DANISH REFUGEE	STIPEND ALLOWANCE	166,770.00
Denmark	DANISH REFUGEE	STIPEND ALLOWANCE	100,000.00
Denmark	DANOFFICE PLC	AIR TRANSPORT	32,645.00
Denmark	DANOFFICE PLC	CISCO SOFTWARE	46,740.24
Denmark	DANOFFICE PLC	TRANSPORT	37,875.00
Denmark	DHL GLOBAL	TRANSPORT	200,090.80
Denmark	DHL GLOBAL	TRANSPORT	103,397.68
Denmark	DHL GLOBAL	TRANSPORT	96,149.07
Denmark	DHL GLOBAL	TRANSPORT	91,581.37
Denmark	DHL GLOBAL	TRANSPORT	86,380.00
Denmark	DHL GLOBAL	TRANSPORT	76,981.98
Denmark	DHL GLOBAL	TRANSPORT	76,149.35
Denmark	DHL GLOBAL	TRANSPORT	63,629.34
Denmark	DHL GLOBAL	TRANSPORT	49,313.04
Denmark	DHL GLOBAL	TRANSPORT	48,745.34
Denmark	DHL GLOBAL	TRANSPORT	46,319.18
Denmark	DHL GLOBAL	TRANSPORT	42,895.65
Denmark	DHL GLOBAL	TRANSPORT	41,666.67
Denmark	DHL GLOBAL	TRANSPORT	38,191.76
Denmark	DHL GLOBAL	TRANSPORT	37,632.00



## Major contracts for services and works by UN organization

AGENCY	Location of Supplier	Name of Contractor	Description of Services	Contract Value USD
	UNHCR continued			
Denmark		DHL GLOBAL	TRANSPORT	37,020.00
Denmark		DHL GLOBAL	TRANSPORT	34,472.05
Denmark		DHL GLOBAL	TRANSPORT	32,652.99
Denmark		KUEHNE AND NAGEL	AIR CHARTER	629,533.68
Denmark		KUEHNE AND NAGEL	AIR CHARTER	345,000.00
Denmark		KUEHNE AND NAGEL	AIR CHARTER	294,117.65
Denmark		KUEHNE AND NAGEL	AIR CHARTER	235,000.00
Denmark		KUEHNE AND NAGEL	AIR CHARTER	192,857.14
Denmark		KUEHNE AND NAGEL	AIR CHARTER	119,556.44
Denmark		KUEHNE AND NAGEL	AIR CHARTER	119,205.30
Denmark		KUEHNE AND NAGEL	AIR CHARTER	118,921.65
Denmark		KUEHNE AND NAGEL	AIR CHARTER	111,840.99
Denmark		KUEHNE AND NAGEL	AIR CHARTER	111,801.24
Denmark		KUEHNE AND NAGEL	AIR CHARTER	111,801.24
Denmark		KUEHNE AND NAGEL	AIR CHARTER	72,050.00
Denmark		KUEHNE AND NAGEL	AIR TRANSPORT	748,000.00
Denmark		KUEHNE AND NAGEL	AIR TRANSPORT	308,000.00
Denmark		KUEHNE AND NAGEL	AIR TRANSPORT	302,000.00
Denmark		KUEHNE AND NAGEL	AIR TRANSPORT	278,200.00
Denmark		KUEHNE AND NAGEL	AIR TRANSPORT	246,000.00
Denmark		KUEHNE AND NAGEL	AIR TRANSPORT	170,000.00
Denmark		KUEHNE AND NAGEL	CARGO HANDLING	102,960.10
Denmark		KUEHNE AND NAGEL	TRANSPORT	925,000.00
Denmark		KUEHNE AND NAGEL	TRANSPORT	796,500.00
Denmark		KUEHNE AND NAGEL	TRANSPORT	523,000.00
Denmark		KUEHNE AND NAGEL	TRANSPORT	314,000.00
Denmark		KUEHNE AND NAGEL	TRANSPORT	243,770.00
Denmark		KUEHNE AND NAGEL	TRANSPORT	243,425.00
Denmark		KUEHNE AND NAGEL	TRANSPORT	232,740.00
Denmark		KUEHNE AND NAGEL	TRANSPORT	228,150.00
Denmark		KUEHNE AND NAGEL	TRANSPORT	217,377.67
Denmark		KUEHNE AND NAGEL	TRANSPORT	199,810.00
Denmark		KUEHNE AND NAGEL	TRANSPORT	196,500.00
Denmark		KUEHNE AND NAGEL	TRANSPORT	178,600.00
Denmark		KUEHNE AND NAGEL	TRANSPORT	173,397.50
Denmark		KUEHNE AND NAGEL	TRANSPORT	168,075.00
Denmark		KUEHNE AND NAGEL	TRANSPORT	165,480.00
Denmark		KUEHNE AND NAGEL	TRANSPORT	162,750.00
Denmark		KUEHNE AND NAGEL	TRANSPORT	155,760.00
Denmark		KUEHNE AND NAGEL	TRANSPORT	150,000.00
Denmark		KUEHNE AND NAGEL	TRANSPORT	133,690.00
Denmark		KUEHNE AND NAGEL	TRANSPORT	125,120.00
Denmark		KUEHNE AND NAGEL	TRANSPORT	124,000.00
Denmark		KUEHNE AND NAGEL	TRANSPORT	107,250.00
Denmark		KUEHNE AND NAGEL	TRANSPORT	106,375.00
Denmark		KUEHNE AND NAGEL	TRANSPORT	97,750.00
Denmark		KUEHNE AND NAGEL	TRANSPORT	96,870.00
Denmark		KUEHNE AND NAGEL	TRANSPORT	96,861.00
Denmark		KUEHNE AND NAGEL	TRANSPORT	96,701.30
Denmark		KUEHNE AND NAGEL	TRANSPORT	96,275.00
Denmark		KUEHNE AND NAGEL	TRANSPORT	94,800.00
Denmark		KUEHNE AND NAGEL	TRANSPORT	94,050.00
Denmark		KUEHNE AND NAGEL	TRANSPORT	92,700.00
Denmark		KUEHNE AND NAGEL	TRANSPORT	92,500.00
Denmark		KUEHNE AND NAGEL	TRANSPORT	89,700.00
Denmark		KUEHNE AND NAGEL	TRANSPORT	89,430.00
Denmark		KUEHNE AND NAGEL	TRANSPORT	89,250.00
Denmark		KUEHNE AND NAGEL	TRANSPORT	88,900.00
Denmark		KUEHNE AND NAGEL	TRANSPORT	87,000.00
Denmark		KUEHNE AND NAGEL	TRANSPORT	86,455.00
Denmark		KUEHNE AND NAGEL	TRANSPORT	81,040.00
Denmark		KUEHNE AND NAGEL	TRANSPORT	78,191.35
Denmark		KUEHNE AND NAGEL	TRANSPORT	74,550.00
Denmark		KUEHNE AND NAGEL	TRANSPORT	73,964.61
Denmark		KUEHNE AND NAGEL	TRANSPORT	73,500.00
Denmark		KUEHNE AND NAGEL	TRANSPORT	72,860.00
Denmark		KUEHNE AND NAGEL	TRANSPORT	70,500.00
Denmark		KUEHNE AND NAGEL	TRANSPORT	70,150.00
Denmark		KUEHNE AND NAGEL	TRANSPORT	69,425.00
Denmark		KUEHNE AND NAGEL	TRANSPORT	69,020.00
Denmark		KUEHNE AND NAGEL	TRANSPORT	68,250.00
Denmark		KUEHNE AND NAGEL	TRANSPORT	66,470.00
Denmark		KUEHNE AND NAGEL	TRANSPORT	66,240.00
Denmark		KUEHNE AND NAGEL	TRANSPORT	66,200.00
Denmark		KUEHNE AND NAGEL	TRANSPORT	65,900.00
Denmark		KUEHNE AND NAGEL	TRANSPORT	65,750.00
Denmark		KUEHNE AND NAGEL	TRANSPORT	65,750.00
Denmark		KUEHNE AND NAGEL	TRANSPORT	65,600.00
Denmark		KUEHNE AND NAGEL	TRANSPORT	65,095.00
Denmark		KUEHNE AND NAGEL	TRANSPORT	63,120.00
Denmark		KUEHNE AND NAGEL	TRANSPORT	62,900.00
Denmark		KUEHNE AND NAGEL	TRANSPORT	62,790.00
Denmark		KUEHNE AND NAGEL	TRANSPORT	61,370.00
Denmark		KUEHNE AND NAGEL	TRANSPORT	60,135.00
Denmark		KUEHNE AND NAGEL	TRANSPORT	59,850.00
Denmark		KUEHNE AND NAGEL	TRANSPORT	59,580.00
Denmark		KUEHNE AND NAGEL	TRANSPORT	57,600.00
Denmark		KUEHNE AND NAGEL	TRANSPORT	57,306.68
Denmark		KUEHNE AND NAGEL	TRANSPORT	56,025.00
Denmark		KUEHNE AND NAGEL	TRANSPORT	55,250.00
Denmark		KUEHNE AND NAGEL	TRANSPORT	54,740.00
Denmark		KUEHNE AND NAGEL	TRANSPORT	54,600.00
Denmark		KUEHNE AND NAGEL	TRANSPORT	54,298.83
Denmark		KUEHNE AND NAGEL	TRANSPORT	54,285.71
Denmark		KUEHNE AND NAGEL	TRANSPORT	52,785.00
Denmark		KUEHNE AND NAGEL	TRANSPORT	52,045.00
Denmark		KUEHNE AND NAGEL	TRANSPORT	51,275.00
Denmark		KUEHNE AND NAGEL	TRANSPORT	50,830.00
Denmark		KUEHNE AND NAGEL	TRANSPORT	50,830.00
Denmark		KUEHNE AND NAGEL	TRANSPORT	49,475.00
Denmark		KUEHNE AND NAGEL	TRANSPORT	49,100.00
Denmark		KUEHNE AND NAGEL	TRANSPORT	48,720.00
Denmark		KUEHNE AND NAGEL	TRANSPORT	48,425.00
Denmark		KUEHNE AND NAGEL	TRANSPORT	48,250.00
Denmark		KUEHNE AND NAGEL	TRANSPORT	48,250.00
Denmark		KUEHNE AND NAGEL	TRANSPORT	46,340.00
Denmark		KUEHNE AND NAGEL	TRANSPORT	45,750.00
Denmark		KUEHNE AND NAGEL	TRANSPORT	45,641.19
Denmark		KUEHNE AND NAGEL	TRANSPORT	45,600.00
Denmark		KUEHNE AND NAGEL	TRANSPORT	44,652.00
Denmark		KUEHNE AND NAGEL	TRANSPORT	43,455.00
Denmark		KUEHNE AND NAGEL	TRANSPORT	43,200.00
Denmark		KUEHNE AND NAGEL	TRANSPORT	42,828.90

## Major contracts for services and works by UN organization

AGENCY	Location of Supplier	Name of Contractor	Description of Services	Contract Value USD
	<b>UNHCR continued</b>			
	Denmark	KUEHNE AND NAGEL	TRANSPORT	42,135.00
	Denmark	KUEHNE AND NAGEL	TRANSPORT	41,925.00
	Denmark	KUEHNE AND NAGEL	TRANSPORT	39,000.00
	Denmark	KUEHNE AND NAGEL	TRANSPORT	38,920.00
	Denmark	KUEHNE AND NAGEL	TRANSPORT	37,750.00
	Denmark	KUEHNE AND NAGEL	TRANSPORT	36,800.00
	Denmark	KUEHNE AND NAGEL	TRANSPORT	36,800.00
	Denmark	KUEHNE AND NAGEL	TRANSPORT	36,660.00
	Denmark	KUEHNE AND NAGEL	TRANSPORT	36,625.00
	Denmark	KUEHNE AND NAGEL	TRANSPORT	36,625.00
	Denmark	KUEHNE AND NAGEL	TRANSPORT	35,504.58
	Denmark	KUEHNE AND NAGEL	TRANSPORT	35,300.00
	Denmark	KUEHNE AND NAGEL	TRANSPORT	35,300.00
	Denmark	KUEHNE AND NAGEL	TRANSPORT	35,300.00
	Denmark	KUEHNE AND NAGEL	TRANSPORT	35,180.00
	Denmark	KUEHNE AND NAGEL	TRANSPORT	34,775.00
	Denmark	KUEHNE AND NAGEL	TRANSPORT	33,500.00
	Denmark	KUEHNE AND NAGEL	TRANSPORT	32,480.00
	Denmark	KUEHNE AND NAGEL	TRANSPORT	32,380.00
	Denmark	KUEHNE AND NAGEL	TRANSPORT	31,650.00
	Denmark	KUEHNE AND NAGEL	TRANSPORT	31,320.00
	Denmark	KUEHNE AND NAGEL	TRANSPORT	31,320.00
	Denmark	KUEHNE AND NAGEL	TRANSPORT	30,660.00
	Denmark	KUEHNE AND NAGEL	TRANSPORT	30,600.00
	Denmark	Scan Global	AIR TRANSPORT	82,000.00
	Denmark	Scan Global	TRANSPORT	687,121.00
	Denmark	Scan Global	TRANSPORT	69,500.00
	Denmark	Scan Global	TRANSPORT	62,695.00
	Denmark	Scan Global	TRANSPORT	55,586.00
	Denmark	UN OFFICE FOR	CONTRACT FEE	515,269.54
	Denmark	UN OFFICE FOR	CONTRACT FEE	491,250.00
	Denmark	UNICEF SUPPLY	TRANSPORT	31,620.61
	Djibouti	AGS - AGENCE	CLEANING	41,711.76
	Djibouti	AGS - AGENCE	GUARD SERVICES	66,000.00
	Djibouti	AGS - AGENCE	OFFICE SECURITY	146,771.88
	Djibouti	Ahmed ABDOUL	LEASE/RENTAL OF	81,355.92
	Djibouti	DJIBOUTI FREE	LEASE/RENTAL OF	54,628.00
	Dominican Republic	CAMPUSANO &	AUDIT SERVICES	30,000.00
	Ecuador	CORPORACION	DISTRIBUTION	94,840.40
	Ecuador	G4S SECURITY	OFFICE SECURITY	86,480.00
	Ecuador	GALINDO JOHNSON	REFUGEE PROGRAMS	30,000.00
	Ecuador	LAAR CIA. LTDA.	OFFICE SECURITY	89,962.92
	Ecuador	PKF & Co. Cia.	AUDIT SERVICES	45,800.00
	Ecuador	UNDP ECUADOR	OFFICE SECURITY	33,239.83
	Egypt	Abou El Abbas	LEASE/RENTAL OF	70,875.00
	Ethiopia	Abraham Kahsay	LEASE / RENTAL OF	116,057.62
	Ethiopia	Abraham Kahsay	LEASE / RENTAL OF	72,863.84
	Ethiopia	Abraham Kahsay	LEASE / RENTAL OF	41,929.85
	Ethiopia	ABYSSINIAN FLIGHT	AIR CHARTER	34,650.00
	Ethiopia	AFRICAN	OFFICE	50,702.99
	Ethiopia	AFRICAN	OFFICE	50,151.24
	Ethiopia	AFRICAN UNION	CAPACITY BUILDING	30,000.00
	Ethiopia	AHMED ABDI SOHANE	BUILDING AND	54,189.94
	Ethiopia	AKIR CONSTRUCTION	GENERAL BUILDING	140,263.60
	Ethiopia	AL-YUSUF GENERAL	OFFICE	252,622.29
	Ethiopia	BEE FREIGHT	TRANSPORT	169,496.67
	Ethiopia	BEE FREIGHT	TRANSPORT	106,303.97
	Ethiopia	BEE FREIGHT	TRANSPORT	99,692.55
	Ethiopia	BEE FREIGHT	TRANSPORT	65,265.41
	Ethiopia	BEE FREIGHT	TRANSPORT	60,823.94
	Ethiopia	BEE FREIGHT	TRANSPORT	49,871.71
	Ethiopia	BOTOR BUILDING	OFFICE	102,602.84
	Ethiopia	BT ENGINEERING	ASSESSMENT/SURVER	54,623.32
	Ethiopia	Daud Jimale	OFFICE	167,594.12
	Ethiopia	DAWIT MOGES	OFFICE	592,721.73
	Ethiopia	DOVE GENERAL	OFFICE	69,252.08
	Ethiopia	Ethio Telecom	LOCAL TELEPHONE	70,434.02
	Ethiopia	HARED MUHUMED	OFFICE	58,173.16
	Ethiopia	ISAAC ABDULLAHI	LEASE/RENTAL OF	84,000.00
	Ethiopia	JEMAL MOHAMMED	GENERAL BUILDING	107,467.26
	Ethiopia	KABEW	OFFICE	342,931.51
	Ethiopia	KABEW	OFFICE	99,426.32
	Ethiopia	KABEW	OFFICE	77,545.27
	Ethiopia	KASSAHUN DEMISSIE	BUILDING AND	43,087.17
	Ethiopia	MINISTRY OF COMM.	SUBSCRIPTION	200,000.00
	Ethiopia	Packtra PLC	CUSTOMS SERVICES	130,729.14
	Ethiopia	Packtra PLC	CUSTOMS SERVICES	91,898.09
	Ethiopia	Packtra PLC	CUSTOMS SERVICES	53,624.53
	Ethiopia	Packtra PLC	CUSTOMS SERVICES	42,256.73
	Ethiopia	RAPID	WAREHOUSE RENTAL	53,046.90
	Ethiopia	Safe Way	OFFICE	97,522.56
	Ethiopia	SAHLEMARIAM	OFFICE	250,775.29
	Ethiopia	SAHLEMARIAM	OFFICE	60,483.43
	Ethiopia	SHALA ENGINEERING	OFFICE	247,465.97
	Ethiopia	Solomon Beyene	OFFICE	83,800.39
	Ethiopia	Solomon Beyene	OFFICE	75,489.44
	Ethiopia	SOMALI REGION	OFFICE SECURITY	80,909.29
	Ethiopia	UN ECONOMIC	UN JOINT ADMIN	69,600.00
	Ethiopia	UNITED BROTHERS	CLEANING	73,595.60
	Ethiopia	UNITED BROTHERS	GUARD SERVICES	179,492.70
	Ethiopia	UNITED BROTHERS	GUARD SERVICES	100,658.07
	Ethiopia	United Nations	UN JOINT ADMIN	48,512.94
	Ethiopia	Woldu Hiluf	LEASE/RENTAL OF	72,000.00
	Ethiopia	WORLD FOOD	AIR CHARTER	55,283.97
	Ethiopia	WORLD FOOD	AIR CHARTER	35,584.80
	Ethiopia	WORLD FOOD	LIGHT AIRCRAFT	40,900.01
	Ethiopia	WORLD FOOD	LIGHT AIRCRAFT	30,800.00
	Ethiopia	Yeki Computer	IT INSTALLATION	38,989.83
	Ethiopia	Yeki Computer	TECHNICAL	35,401.15
	Ethiopia	Yeki Computer	TECHNICAL	33,705.10
	France	AFIAA	LEASE/RENTAL OF	157,273.92
	France	LA MOUSTACHE	MEDIA CAMPAIGN	144,664.34
	France	National Business	INSTALLATION	35,894.83
	France	NOVACOM SERVICES	SUBSCRIPTION	46,145.45
	France	SA LANCRY	OFFICE SECURITY	40,368.97
	Gambia	SATGURU TRAVEL &	NON-UNHCR STAFF	99,242.11
	Georgia	BUSINESS CENTRE	LEASE/RENTAL OF	132,000.00
	Georgia	JS Insur Company	INSURANCE	50,310.56
	Germany	Aachen Muenchener	LEASE/RENTAL OF	50,820.61
	Germany	Aachen Muenchener	LEASE/RENTAL OF	50,820.61
	Germany	DR. WASFIA RAHIMI	LEASE/RENTAL OF	144,000.00
	Germany	FWW FAHRZEUGWERK	TRANSPORT	99,500.00



## Major contracts for services and works by UN organization

AGENCY			Contract Value
Location of Supplier	Name of Contractor	Description of Services	USD
UNHCR continued			
Germany	GIZ INTERNATIONAL	VEHICLE	2,168,193.97
Germany	GIZ INTERNATIONAL	VEHICLE	1,614,360.84
Germany	International	CONTRACT FEE	35,000.00
Germany	Max P. Institute	CONTRACT LAW	32,425.00
Ghana	Dist. Director of	MEDICAL CARE FOR	32,636.22
Ghana	GHANA IMMIGRATION	REFUGEE PROGRAMS	105,652.40
Ghana	Universal	INTERNET SERVICES	42,000.00
Ghana	UNIVERSAL	INTERNET SERVICES	34,275.00
Ghana	UNIVERSAL	INTERNET SERVICES	34,275.00
Ghana	Universal	INTERNET SERVICES	33,600.00
Ghana	UNIVERSAL	SAT COMMUNICATION	54,080.00
Ghana	Universal	SAT COMMUNICATION	41,200.00
Ghana	UNIVERSAL	SAT COMMUNICATION	34,275.00
Ghana	UNIVERSAL	SAT COMMUNICATION	34,275.00
Ghana	WFP-UNHRD	TRANSPORT	42,491.79
Greece	ORCO SA	TRANSLATION	50,826.52
Greece	ORCO SA	TRANSLATION	39,721.33
Guinea	PNUD CONAKRY	SECURITY SYSTEMS	63,662.00
Guinea	SATGURU	AIR TRANSPORT	37,098.68
Guinea	TAFAGUI SARL	WAREHOUSE RENTAL	72,000.00
Guinea	TAFAGUI SARL	WAREHOUSE RENTAL	64,000.00
Hungary	Magyar Telekom	MOBILE	65,822.23
Hungary	WILLIAMS, RICHARD	EVALUATION	31,788.08
India	CORPORATE	GENERAL BUILDING	41,818.31
India	G4S SECURE	OFFICE SECURITY	89,415.00
India	G4S SECURE	OFFICE SECURITY	60,269.72
India	HCL Technologies	IT CONSULTANTS	492,738.00
India	HCL Technologies	IT CONSULTANTS	308,836.00
India	HCL Technologies	IT CONSULTANTS	125,392.00
India	HCL Technologies	IT CONSULTANTS	76,715.00
India	HCL Technologies	IT CONSULTANTS	60,288.00
India	HCL Technologies	IT CONSULTANTS	53,320.00
India	HCL Technologies	IT CONSULTANTS	48,835.00
India	HCL Technologies	IT CONSULTANTS	34,825.00
India	HCL Technologies	IT CONSULTANTS	33,670.00
India	HCL Technologies	MANAGEMENT	1,701,265.00
India	HCL Technologies	MANAGEMENT	131,292.00
India	MELVIN INTERIORS	MINOR ALTERATIONS	57,736.97
India	RAMADHAR &	LEASE/RENTAL OF	302,419.35
India	SIFY SOFTWARE	E-LEARNING	120,000.00
Indonesia	PT. G4S SECURITY	OFFICE SECURITY	64,301.41
Indonesia	PT. INTI SOLID	OFFICE	44,304.75
Iran (Islamic Republic of)	ALBORZ INSURANCE	INSURANCE	1,445,632.72
Iran (Islamic Republic of)	ALBORZ INSURANCE	INSURANCE	398,111.15
Iran (Islamic Republic of)	BAHONAR	MEDICAL CARE FOR	35,188.57
Iran (Islamic Republic of)	BARIN PENDAR	DATA SERVICES	57,555.36
Iran (Islamic Republic of)	BARIN PENDAR	GUARD SERVICES	110,750.81
Iran (Islamic Republic of)	BARIN PENDAR	OFFICE SECURITY	79,694.64
Iran (Islamic Republic of)	BARIN PENDAR	RECRUITMENT	107,180.20
Iran (Islamic Republic of)	BARIN PENDAR	RECRUITMENT	106,161.28
Iran (Islamic Republic of)	BARIN PENDAR	RECRUITMENT	105,389.52
Iran (Islamic Republic of)	BARIN PENDAR	RECRUITMENT	105,159.06
Iran (Islamic Republic of)	BARIN PENDAR	RECRUITMENT	102,963.34
Iran (Islamic Republic of)	BARIN PENDAR	RECRUITMENT	102,045.18
Iran (Islamic Republic of)	BARIN PENDAR	REFUGEE PROGRAMS	91,383.17
Iran (Islamic Republic of)	Ezatullah Habibi	LEASE/RENTAL OF	57,600.00
Iran (Islamic Republic of)	HEFAZ GOSTAR	RECRUITMENT	291,450.13
Iran (Islamic Republic of)	HEFAZ GOSTAR	REFUGEE PROGRAMS	35,363.46
Iran (Islamic Republic of)	HOSSEIN KHORSAND	WAREHOUSE RENTAL	34,912.65
Iran (Islamic Republic of)	Karoon Khorshan	PLUMBING, HEATING	60,412.72
Iran (Islamic Republic of)	REFUGEEES/ASYLUM	REFUGEE PROGRAMS	63,657.88
Iran (Islamic Republic of)	REFUGEEES/ASYLUM	SPECIALIZED	71,254.57
Iran (Islamic Republic of)	REFUGEEES/ASYLUM	SPECIALIZED	43,097.13
Iran (Islamic Republic of)	SARAM KARAN CO.	ELECTRICAL	31,336.41
Iran (Islamic Republic of)	UNITED NATIONS	MASS	48,702.00
Iraq	Agency Technical	ASSESSMENT/SURVER	102,600.44
Iraq	Aveen Company	TRANSPORT	50,000.00
Iraq	Farhan	WAREHOUSE RENTAL	135,600.00
Iraq	Kara Chok Company	OFFICE SECURITY	114,000.00
Iraq	Khayrat Al	OFFICE	125,137.00
Iraq	Scopesky	INTERNET SERVICES	38,500.00
Iraq	UNHCR - Special	DEVELOPMENT	1,273,800.00
Iraq	Zain Iraqna	LONG DISTANCE	40,000.00
Ireland	Adobe Systems	IT CONSULTANTS	53,417.86
Ireland	Adobe Systems	IT CONSULTANTS	34,675.75
Ireland	Adobe Systems	SOFTWARE	75,750.00
Ireland	Adobe Systems	SOFTWARE	43,569.10
Ireland	Adobe Systems	SOFTWARE	37,111.36
Ireland	LANDesk	SOFTWARE	56,253.50
Ireland	MICROSOFT IRELAND	SOFTWARE	1,821,774.84
Ireland	MICROSOFT IRELAND	SOFTWARE	967,731.18
Ireland	MICROSOFT IRELAND	SOFTWARE	107,275.62
Italy	A PIU SRL	MASS	31,055.90
Italy	APPCO GROUP	MASS	190,909.09
Italy	CEMIT INTERACTIVE	MASS	49,689.44
Italy	CEMIT INTERACTIVE	MASS	49,689.44
Italy	CEMIT INTERACTIVE	MASS	49,689.44
Italy	DIRECT CHANNEL	MASS	57,104.56
Italy	EXACT LEARNING	E-LEARNING	74,750.00
Italy	INTERNATIONAL	PRINTING SERVICES	75,710.45
Italy	INTERNATIONAL	PRINTING SERVICES	55,510.94
Italy	INTERNATIONAL	PRINTING SERVICES	45,891.89
Italy	ISTITUTO	MASS	38,557.21
Italy	Mediaedge:Cia	MASS	97,402.60
Italy	METAMARKETING	MASS	37,313.43
Italy	Numero Blu	MASS	64,935.06
Italy	Numero Blu	MASS	60,321.72
Italy	POSTE ITALIANE	MASS	33,877.03
Italy	STARCOM MEDIAVEST	MEDIA CAMPAIGN	37,818.18
Italy	STARCOM MEDIAVEST	PRINT ADVERTISING	97,571.43
Italy	The UN WORLD FOOD	AIR CHARTER	303,000.00
Italy	The UN WORLD FOOD	TRANSPORT	119,000.00
Italy	The UN WORLD FOOD	TRANSPORT	42,535.80
Italy	The UN WORLD FOOD	TRANSPORT	35,727.30
Italy	The UN WORLD FOOD	TRANSPORT	35,390.25
Italy	The UN WORLD FOOD	TRANSPORT	35,181.60
Italy	The UN WORLD FOOD	WAREHOUSE	45,000.00
Italy	WORLD FOOD	AIR CHARTER	2,080,000.00
Italy	WORLD FOOD	AIR CHARTER	126,967.50
Italy	WORLD FOOD	LIGHT AIRCRAFT	411,650.00
Japan	Alacom Co., Ltd.	OFFICE SECURITY	50,194.80
Japan	IMAJO, Daisuke	CONTRACT FEE	55,824.37
Japan	Ippan Zaidanhojin	LEASE/RENTAL OF	247,027.44

## Major contracts for services and works by UN organization

AGENCY			Contract Value
Location of Supplier	Name of Contractor	Description of Services	USD
UNHCR continued			
Jordan	Abu Al-Fadel	BUILDING AND	116,985.88
Jordan	Alkhyool	INSTALLATION	51,015.55
Jordan	AL-SHARAIA'	LEASE/RENTAL OF	80,000.00
Jordan	AL-SHARAIA'	LEASE/RENTAL OF	33,333.00
Jordan	AL-WASITA FOR	CLEANING	43,602.82
Jordan	Baltic Control	INSPECTION	37,500.00
Jordan	DATACONSULT	IT INSTALLATION	423,176.00
Jordan	G4S SECURE	OFFICE SECURITY	84,237.29
Jordan	G4S Secure	SECURITY SYSTEMS	65,254.24
Jordan	G4S Secure	SECURITY SYSTEMS	32,673.27
Jordan	Graphitee	PRINTING SERVICES	32,902.54
Jordan	Irbid District	UTILITIES	542,729.90
Jordan	Irbid District	UTILITIES	225,988.70
Jordan	Irbid District	UTILITIES	125,355.93
Jordan	ITALIAN HOSPITAL	MEDICAL CARE FOR	41,074.07
Jordan	ITALIAN HOSPITAL	MEDICAL CARE FOR	39,788.13
Jordan	JORDAN	ELECTRICITY	57,203.39
Jordan	JORDAN	ELECTRICITY	50,847.46
Jordan	JORDAN	ELECTRICITY	42,432.81
Jordan	JORDAN DATA	LONG DISTANCE	155,367.23
Jordan	Jordan Mobile	MOBILE	83,333.33
Jordan	Jordan Pioneer	BUILDING AND	35,310.73
Jordan	Jordan Valley	CONFERENCE EVENT	35,733.97
Jordan	Kawasmy &	AUDIT SERVICES	70,650.64
Jordan	Kawasmy &	AUDIT SERVICES	50,105.93
Jordan	Khaled Abdallah	BUILDING AND	49,428.74
Jordan	Kuehne+Nagel	TRANSPORT	141,242.94
Jordan	Kuehne+Nagel	TRANSPORT	141,242.94
Jordan	Kuehne+Nagel	TRANSPORT	107,379.76
Jordan	Kuehne+Nagel	TRANSPORT	97,500.00
Jordan	Kuehne+Nagel	TRANSPORT	42,372.88
Jordan	Kuehne+Nagel	TRANSPORT	41,250.29
Jordan	Kuehne+Nagel	TRANSPORT	35,140.00
Jordan	Kuehne+Nagel	TRANSPORT	33,451.96
Jordan	Kuehne+Nagel	WAREHOUSE	34,000.00
Jordan	Kuehne+Nagel	WAREHOUSE RENTAL	231,563.00
Jordan	Kuehne+Nagel	WAREHOUSE RENTAL	71,173.97
Jordan	Kuehne+Nagel	WAREHOUSE RENTAL	48,825.42
Jordan	Kuehne+Nagel	WAREHOUSE RENTAL	34,500.00
Jordan	Luzmilla Hospital	MEDICAL CARE FOR	100,282.48
Jordan	Luzmilla Hospital	MEDICAL CARE FOR	61,878.36
Jordan	Luzmilla Hospital	MEDICAL CARE FOR	49,796.12
Jordan	Luzmilla Hospital	MEDICAL CARE FOR	49,759.88
Jordan	Luzmilla Hospital	MEDICAL CARE FOR	37,888.24
Jordan	Mahmoud Nassar	TRANSPORT	33,192.09
Jordan	Monawar Yassen	LEASE/RENTAL OF	84,745.76
Jordan	Nidal and Ishaq	LEASE/RENTAL OF	63,559.32
Jordan	Nidal and Ishaq	LEASE/RENTAL OF	52,966.10
Jordan	Plaza Holidays	STAFF TRAVEL	39,039.55
Jordan	Samman & Co.	AUDIT SERVICES	265,287.00
Jordan	SECURITY MASTERS	OFFICE SECURITY	132,796.61
Jordan	Taiem Sons	BUILDING AND	418,079.10
Jordan	Taiem Sons	BUILDING AND	671,186.44
Jordan	Taiem Sons	BUILDING AND	671,186.44
Jordan	Taiem Sons	BUILDING AND	500,990.10
Jordan	Taiem Sons	BUILDING AND	441,867.57
Jordan	Taiem Sons	BUILDING AND	422,084.75
Jordan	Taiem Sons	BUILDING AND	409,322.03
Jordan	Taiem Sons	BUILDING AND	272,288.14
Jordan	Taiem Sons	BUILDING AND	250,495.05
Jordan	Taiem Sons	BUILDING AND	134,087.69
Jordan	Tawlelah for	BUILDING AND	141,242.94
Jordan	Tawlelah for	BUILDING AND	113,154.17
Jordan	UNITED NATIONS	CONTRACT FEE	391,295.00
Jordan	UNITED NATIONS	CONTRACT FEE	195,648.00
Jordan	UNITED NATIONS	CONTRACT FEE	195,647.00
Jordan	Wahat Co. For	BUILDING AND	72,012.02
Kazakhstan	Int'l Association	TRAINING COURSE	30,000.00
Kazakhstan	LTD EXPRESS AIR	STAFF TRAVEL	54,274.08
Kazakhstan	UNDP IN	UN JOINT ADMIN	130,000.00
Kenya	A A KAWIR	ROAD TRANSPORT	46,705.88
Kenya	ACORN MANAGEMENT	MINOR ALTERATIONS	65,250.00
Kenya	AFRICAN	LEASE/RENTAL OF	112,416.57
Kenya	AFRICAN	LEASE/RENTAL OF	81,275.25
Kenya	AFRICAN	LEASE/RENTAL OF	80,414.63
Kenya	AFRICAN	LEASE/RENTAL OF	63,197.56
Kenya	AFRICAN	LEASE/RENTAL OF	30,811.56
Kenya	AFRICAN	LEASE/RENTAL OF	30,811.56
Kenya	ARK CONSTRUCTION	MINOR ALTERATIONS	560,000.00
Kenya	BAKER TILLY	AUDIT SERVICES	40,944.58
Kenya	BERET TWO	BUILDING AND	120,991.79
Kenya	BERET TWO	BUILDING AND	66,650.16
Kenya	BERET TWO	OFFICE	63,308.01
Kenya	BERET TWO	OFFICE	42,205.34
Kenya	BIDCO OIL	TRANSPORT	37,000.00
Kenya	BIDCO OIL	TRANSPORT	33,300.00
Kenya	BOR ALGY	OFFICE	94,085.92
Kenya	CORRUGATED SHEETS	TRANSPORT	71,960.00
Kenya	EARTH WATER	ASSESSMENT/SURVER	55,121.66
Kenya	EARTH WATER	ASSESSMENT/SURVER	35,168.67
Kenya	G4S SECURITY	GUARD SERVICES	50,630.28
Kenya	G4S SECURITY	OFFICE SECURITY	327,548.44
Kenya	G4S SECURITY	OFFICE SECURITY	138,962.50
Kenya	G4S SECURITY	OFFICE SECURITY	54,900.52
Kenya	G4S SECURITY	OFFICE SECURITY	50,159.30
Kenya	G4S SECURITY	OFFICE SECURITY	48,732.94
Kenya	G4S SECURITY	OFFICE SECURITY	42,578.39
Kenya	G4S SECURITY	SECURITY SYSTEMS	423,529.41
Kenya	G4S SECURITY	SECURITY SYSTEMS	299,267.00
Kenya	G4S SECURITY	SECURITY SYSTEMS	230,970.05
Kenya	G4S SECURITY	SECURITY SYSTEMS	142,433.23
Kenya	G4S SECURITY	SECURITY SYSTEMS	140,495.55
Kenya	G4S SECURITY	SECURITY SYSTEMS	137,978.48
Kenya	GALKAYO EDUCATION	LEASE/RENTAL OF	54,000.00
Kenya	HANJO	LEASE/RENTAL OF	36,381.00
Kenya	HIJAZ	BUILDING AND	89,353.48
Kenya	HIJAZ	OFFICE	48,558.33
Kenya	HIJAZ	REHABILITATION	64,772.05
Kenya	JIMCAB SERVICES	TRANSPORT	205,847.95
Kenya	KATE FREIGHT AND	WAREHOUSE RENTAL	160,818.71
Kenya	KAZANA CLEANING	CLEANING	51,211.18
Kenya	KNIGHT FRANK	BUSINESS/CORPORAT	70,305.34
Kenya	KNIGHT FRANK	LEASE/RENTAL OF	141,056.47

## Major contracts for services and works by UN organization

AGENCY			Contract Value
Location of Supplier	Name of Contractor	Description of Services	USD
UNHCR continued			
Kenya	KNIGHT FRANK	LEASE/RENTAL OF	141,056.47
Kenya	KNIGHT FRANK	LEASE/RENTAL OF	62,858.48
Kenya	KNIGHT FRANK	LEASE/RENTAL OF	59,363.88
Kenya	KNIGHT FRANK	OFFICE	138,258.76
Kenya	KUEHNE + NAGEL	CARGO HANDLING	39,316.90
Kenya	KUEHNE + NAGEL	CUSTOMS SERVICES	125,182.61
Kenya	KUEHNE + NAGEL	ROAD TRANSPORT	102,735.60
Kenya	KUEHNE + NAGEL	TRANSPORT	233,600.00
Kenya	KUEHNE + NAGEL	TRANSPORT	113,850.00
Kenya	KUEHNE + NAGEL	TRANSPORT	54,000.00
Kenya	KUEHNE + NAGEL	TRANSPORT	51,100.00
Kenya	KUEHNE + NAGEL	TRANSPORT	45,150.00
Kenya	KUEHNE + NAGEL	TRANSPORT	43,400.00
Kenya	KUEHNE + NAGEL	TRANSPORT	37,500.00
Kenya	KUEHNE + NAGEL	TRANSPORT	35,475.00
Kenya	KUEHNE + NAGEL	WAREHOUSE	52,092.90
Kenya	LODWAR BUILDING	OFFICE	54,726.00
Kenya	MAS AND MAK	OFFICE SECURITY	123,642.79
Kenya	MIKFA	BUILDING AND	80,463.18
Kenya	MIKFA	BUILDING AND	69,415.59
Kenya	MIKFA	BUILDING AND	64,825.76
Kenya	NATURE INVESTORS	CLEANING	43,990.61
Kenya	NORTHERN LIBERTY	OFFICE	138,367.95
Kenya	NORTHERN LIBERTY	OFFICE	41,095.31
Kenya	ORAD LIMITED	TECHNICAL	42,000.00
Kenya	PINNIE AGENCY	REHABILITATION	77,257.36
Kenya	PKF KENYA	AUDIT SERVICES	69,366.00
Kenya	RASHIDA AND	LEASE/RENTAL OF	82,080.88
Kenya	RASHIDA AND	LEASE/RENTAL OF	55,125.00
Kenya	RASHIDA AND	LEASE/RENTAL OF	41,343.75
Kenya	RENTOKIL INITIAL	CLEANING	32,749.80
Kenya	Sabena Building	BUILDING AND	231,124.33
Kenya	Sabena Building	BUILDING AND	45,203.03
Kenya	Sabena Building	SECURITY	86,719.25
Kenya	SABRIN BUS	ROAD TRANSPORT	44,514.25
Kenya	SAFARI PARK HOTEL	CONFERENCE EVENT	45,930.00
Kenya	SAFARI PARK HOTEL	HOTELS/ MOTELS	30,939.42
Kenya	SAROVA PANAFRIC	CONFERENCE EVENT	35,211.27
Kenya	SAROVA PANAFRIC	TRAINING COURSE	37,035.21
Kenya	SIGINON FREIGHT	ROAD TRANSPORT	54,000.00
Kenya	SPECIALIZED	OFFICE	1,136,777.87
Kenya	SPECIALIZED	OFFICE	348,837.21
Kenya	SPECIALIZED	OFFICE	180,259.96
Kenya	SPECIALIZED	OFFICE	154,919.72
Kenya	SYSTECH LIMITED	IT INSTALLATION	71,242.82
Kenya	TELKOM KENYA LTD	INTERNET SERVICES	37,152.90
Kenya	THE KENYA	TRAINING COURSE	44,736.84
Kenya	THE WINDSOR GOLF	MEETING	63,080.50
Kenya	TURKANA TECHNICAL	BUILDING AND	566,242.89
Kenya	TURKANA TECHNICAL	OFFICE	95,156.77
Kenya	UNDP	TRAINING COURSE	50,400.00
Kenya	UNDP	UN JOINT ADMIN	305,206.01
Kenya	UNDP	UN JOINT ADMIN	125,735.00
Kenya	UNDP	UN JOINT ADMIN	123,127.00
Kenya	UNDP	UN JOINT ADMIN	100,000.00
Kenya	UNDP	UN JOINT ADMIN	50,000.00
Kenya	UNITED NATIONS	AUDIT	36,000.00
Kenya	UNITED NATIONS	AUDIT FINANCIAL	914,615.00
Kenya	UNITED NATIONS	TEMPORARY	50,000.00
Kenya	WFP SOMALIA	AIR CHARTER	807,500.00
Kenya	WFP SOMALIA	AIR CHARTER	430,929.30
Kenya	WFP SOMALIA	AIR CHARTER	261,548.35
Kenya	WFP SOMALIA	AIR CHARTER	252,918.71
Kenya	WFP SOMALIA	AIR CHARTER	231,080.04
Kenya	WFP SOMALIA	AIR CHARTER	198,090.36
Kenya	WFP SOMALIA	AIR CHARTER	168,991.54
Kenya	WFP SOMALIA	AIR CHARTER	53,583.55
Kenya	WFP SOMALIA	TRANSPORT	200,000.00
Kuwait	UNITED NATIONS	LIGHT AIRCRAFT	44,857.00
Kuwait	UNITED NATIONS	UN JOINT ADMIN	1,095,593.33
Kuwait	UNITED NATIONS	UN JOINT ADMIN	411,570.00
Kuwait	UNITED NATIONS	UN JOINT ADMIN	287,584.00
Kuwait	UNITED NATIONS	UN JOINT ADMIN	258,570.00
Kuwait	UNITED NATIONS	UN JOINT ADMIN	126,048.00
Kuwait	UNITED NATIONS	UN JOINT ADMIN	111,690.00
Kuwait	UNITED NATIONS	UN JOINT ADMIN	109,480.00
Kuwait	UNITED NATIONS	UN JOINT ADMIN	103,700.00
Kuwait	UNITED NATIONS	UN JOINT ADMIN	100,000.00
Kuwait	UNITED NATIONS	UN JOINT ADMIN	90,270.00
Kuwait	UNITED NATIONS	UN JOINT ADMIN	88,740.00
Kuwait	UNITED NATIONS	UN JOINT ADMIN	78,631.36
Kuwait	UNITED NATIONS	UN JOINT ADMIN	75,480.00
Kuwait	UNITED NATIONS	UN JOINT ADMIN	73,780.00
Kuwait	UNITED NATIONS	UN JOINT ADMIN	57,830.14
Kuwait	UNITED NATIONS	UN JOINT ADMIN	46,860.00
Kuwait	UNITED NATIONS	UN JOINT ADMIN	44,210.00
Kuwait	UNITED NATIONS	UN JOINT ADMIN	41,645.00
Kuwait	UNITED NATIONS	UN JOINT ADMIN	38,080.00
Kuwait	UNITED NATIONS	UN JOINT ADMIN	35,700.00
Kuwait	UNITED NATIONS	UN JOINT ADMIN	35,600.00
Kuwait	UNITED NATIONS	UN JOINT ADMIN	34,697.00
Kuwait	UNITED NATIONS	UN JOINT ADMIN	34,360.00
Kuwait	UNITED NATIONS	UN JOINT ADMIN	32,825.00
Kuwait	UNITED NATIONS	UN JOINT ADMIN	32,550.00
Kyrgyz Republic	M-VECTOR LTD	ASSESSMENT/SURVER	33,377.96
Kyrgyz Republic	UNDP KYRGYZSTAN	UN JOINT ADMIN	40,388.00
Lebanon	AVIS LEBANON/	CAR RENTAL	51,665.53
Lebanon	DALAL STEEL	OFFICE	35,000.00
Lebanon	FASTLINK S.A.L	LEASE/RENTAL OF	500,000.00
Lebanon	KHULUD SIRRI	TRANSPORT	50,000.00
Lebanon	KHULUD SIRRI	WAREHOUSE	50,000.00
Lebanon	KHULUD SIRRI	WAREHOUSE RENTAL	45,408.00
Lebanon	PROTECTRON	OFFICE SECURITY	49,340.00
Lebanon	PROTECTRON	OFFICE SECURITY	32,125.00
Lebanon	PROTECTRON	OFFICE SECURITY	31,635.00
Lebanon	UNDP IN LEBANON	OFFICE SECURITY	30,668.62
Liberia	ANGELA SAAB	LEASE/RENTAL OF	51,000.00
Liberia	ANGELA SAAB	LEASE/RENTAL OF	51,000.00
Liberia	DANFRED	CONTRACT FEE	69,624.08
Liberia	DOCTOR "J"	EQUIPMENT	38,614.08
Liberia	DUFACO	TRANSPORT	80,080.00
Liberia	EFFICIENT	TRANSPORT	117,200.00
Liberia	EXECUTIVE	OFFICE SECURITY	61,500.00

## Major contracts for services and works by UN organization

AGENCY			Contract Value
Location of Supplier	Name of Contractor	Description of Services	USD
<b>UNHCR continued</b>			
Liberia	EXECUTIVE	OFFICE SECURITY	33,600.00
Liberia	KAHA	CONTRACT FEE	62,172.18
Liberia	LIBERIA INLAND	CONTRACT FEE	84,981.00
Liberia	LONESTAR	MOBILE	64,000.00
Liberia	MA-ZOMMO	CONTRACT FEE	83,971.96
Liberia	MA-ZOMMO	CONTRACT FEE	83,971.96
Liberia	MDMC EXPRESS,	LAND CLEARING	142,853.00
Liberia	MINISTRY OF	ELECTRONIC	85,000.00
Liberia	MINISTRY OF	SOFTWARE	30,000.00
Liberia	MOVIC	EQUIPMENT	37,200.00
Liberia	MUNAH HOTEL AND	LEASE/RENTAL OF	91,000.00
Liberia	UNITED NATIONS	AIR CHARTER	152,459.80
Liberia	UNITED NATIONS	AIR CHARTER	152,459.80
Liberia	UNITED NATIONS	LEASE/RENTAL OF	53,178.72
Liberia	UNITED NATIONS	OFFICE SECURITY	71,824.12
Liberia	UNITED NATIONS	TRANSPORT	74,756.85
Liberia	UNITED NATIONS	TRANSPORT	30,876.17
Libya	Akmar aljazeera	IT INSTALLATION	32,426.17
Libya	AlMutahedoon for	AUDIT SERVICES	30,000.00
Libya	ERMIR Insaat	GENERAL BUILDING	98,215.00
Libya	JAMAL MOHAMED	TRAINING COURSE	30,000.00
Libya	KHALED MOHAMMED	LEASE/RENTAL OF	50,079.49
Libya	LIBYA TELECOM &	INTERNET SERVICES	43,730.16
Libya	Ms. Mabruka	LEASE/RENTAL OF	53,375.00
Libya	Nassr Milad Salim	LEASE/RENTAL OF	47,694.75
Libya	Palm City Limited	LEASE/RENTAL OF	186,706.51
Libya	Palm City Limited	LEASE/RENTAL OF	48,092.87
Luxembourg	IMPRIMERIE	PRINTING SERVICES	232,594.81
Luxembourg	IMPRIMERIE	PRINTING SERVICES	156,499.32
Luxembourg	IMPRIMERIE	TRANSPORT	132,576.62
Malawi	AKELO CIVIL AND	OFFICE	33,274.13
Malawi	KNIGHT FRANK	LEASE/RENTAL OF	34,856.56
Malawi	THE TRAVEL CENTRE	AIR TRANSPORT	36,191.65
Malawi	THE TRAVEL CENTRE	TRAVEL AGENTS	31,226.13
Malaysia	SECURE GUARDS	OFFICE SECURITY	102,002.50
Malaysia	SG GLOBAL SUPPORT	MASS	221,171.12
Malaysia	SG GLOBAL SUPPORT	MASS	71,335.50
Malaysia	SG GLOBAL SUPPORT	MASS	45,485.81
Malaysia	TELEKOM MALAYSIA	INTERNET SERVICES	33,255.81
Malaysia	TENAGA NASIONAL	ELECTRICITY	58,139.54
Mali	SECURICOM ACCESS	OFFICE	33,637.77
Mauritania	Entreprise	OFFICE	50,989.26
Mauritania	ETS CHEIKH OULD	TRANSPORT	37,291.91
Mauritania	ETS CHEIKH OULD	TRANSPORT	34,223.98
Mauritania	ETS CHEIKH OULD	TRANSPORT	31,079.73
Mauritania	ETS CHEIKH OULD	TRAVEL RELATED	93,583.56
Mauritania	ETS CHEIKH OULD	TRAVEL RELATED	73,852.05
Mauritania	ETS CHEIKH OULD	TRAVEL RELATED	61,926.03
Mauritania	GCAL	CAR RENTAL	54,934.08
Mauritania	GCAL	CAR RENTAL	46,849.32
Mauritania	GTnTral des	OFFICE	88,805.65
Mauritania	MAURITANO SUISSE	OFFICE SECURITY	138,978.84
Mauritania	MAURITANO SUISSE	OFFICE SECURITY	55,760.13
Mauritania	Mohamed Hafedh	TRANSPORT	61,049.32
Mauritania	Mohamed Hafedh	TRANSPORT	53,281.93
Mauritania	SOGAPRESS	RECRUITMENT	31,176.24
Mauritania	ST Med El Moctar	BUILDING AND	433,830.85
Mexico	FUNDRAISERS	RECRUITMENT	49,725.70
Morocco	FOREMSE	OFFICE SECURITY	52,475.97
Mozambique	KPMG.AUDITORES E	AUDIT SERVICES	32,736.13
Mozambique	MUSSA ABDURRABE	LEASE/RENTAL OF	30,000.00
Mozambique	TMC - Consultoria	BUILDING AND	55,545.34
Myanmar	DAW KHIN AYE	LEASE/RENTAL OF	108,000.00
Myanmar	GISSAPA MYINT	BUILDING AND	191,259.32
Myanmar	Shwe Rakine	BUILDING AND	191,049.91
Myanmar	Zwe Construction	BUILDING AND	191,049.91
Nepal	UNITED NATIONS	UN JOINT ADMIN	47,685.61
Netherlands	ENDEMOL NEDERLAND	CONTRACT FEE	64,902.51
Netherlands	INTERNATIONAL	TRANSPORT	285,311.00
Netherlands	INTERNATIONAL	TRANSPORT	104,875.00
Netherlands	INTERNATIONAL	TRANSPORT	32,355.00
Netherlands	Open Universiteit	E-LEARNING	43,914.68
Netherlands	THE MEDICAL	TRANSPORT	32,150.00
Netherlands	THE MEDICAL	TRANSPORT	30,030.00
Netherlands	Winkelman Van	CONTRACT FEE	124,161.49
Niger	CABINET EFIC	AUDIT SERVICES	63,751.39
Niger	COMPAGNIE C.SERIE	OFFICE	136,444.83
Niger	NOVA TECHNOLOGIES	TECHNICAL	38,190.50
Niger	ORANGE NIGER S.A	MOBILE	44,864.67
Nigeria	UNITED NATIONS	OPERATOR SERVICES	42,869.54
Nigeria	UNITED NATIONS	OPERATOR SERVICES	37,273.46
Pakistan	AMERICAN EXPRESS	CONSULTANT TRAVEL	36,019.72
Pakistan	AMERICAN EXPRESS	STAFF TRAVEL -	33,110.30
Pakistan	AMERICAN EXPRESS	STAFF TRAVEL,	39,356.76
Pakistan	APEX CONSULTING	CONTRACT FEE	41,482.48
Pakistan	BEGUM AFTAB RIAZ	LEASE/RENTAL OF	96,000.00
Pakistan	CAMEOS ARCHITECT	ASSESSMENT/SURVER	107,092.44
Pakistan	CHIP TRAINING &	ASSESSMENT/SURVER	99,896.27
Pakistan	DEV CON	EVALUATION	80,341.41
Pakistan	ENTERPRISE FOR	DATA SERVICES	72,154.38
Pakistan	HOT WHEELS	CAR RENTAL	59,502.52
Pakistan	KUEHNE + NAGEL	DEMURRAGE CHARGES	72,400.00
Pakistan	NASRULLAH KHAN &	ROAD TRANSPORT	49,693.98
Pakistan	NAYA TEL (PVT)	INTERNET SERVICES	34,835.22
Pakistan	PEARL-CONTINENTAL	CONFERENCE EVENT	52,574.87
Pakistan	PESCO	UTILITIES	47,404.06
Pakistan	PROMOTERS	PRINT ADVERTISING	59,951.99
Pakistan	REVENUE OFFICER	UTILITIES	35,553.05
Pakistan	THE WEST PAKISTAN	ROAD TRANSPORT	32,859.54
Pakistan	THE WEST PAKISTAN	TRANSPORT	113,203.92
Pakistan	TOYOTA FRONTIER	VEHICLE	47,058.82
Pakistan	UNDP	OFFICE	113,756.00
Pakistan	UNITED HUMAN	CONTRACT FEE	202,718.39
Pakistan	UNITED HUMAN	CONTRACT FEE	41,732.71
Pakistan	UNITED HUMAN	ROAD TRANSPORT	481,372.60
Pakistan	UNITED HUMAN	ROAD TRANSPORT	149,999.00
Pakistan	WACKENHUT	OFFICE SECURITY	172,372.60
Pakistan	WACKENHUT	OFFICE SECURITY	164,831.89
Pakistan	WACKENHUT	OFFICE SECURITY	141,803.75
Pakistan	WACKENHUT	OFFICE SECURITY	116,870.99
Pakistan	WACKENHUT	OFFICE SECURITY	68,312.37
Pakistan	WACKENHUT	OFFICE SECURITY	42,810.35
Pakistan	WACKENHUT	OFFICE SECURITY	36,008.77

## Major contracts for services and works by UN organization

AGENCY			Contract Value
Location of Supplier	Name of Contractor	Description of Services	USD
UNHCR continued			
Pakistan	WACKENHUT	OFFICE SECURITY	34,062.33
Pakistan	WACKENHUT	OFFICE SECURITY	31,047.62
Pakistan	WACKENHUT	SECURITY SYSTEMS	75,451.67
Panama	FUNDACHI-N CIUDAD	LEASE/RENTAL OF	38,822.40
Peru	INMOBILIARIA DE	CONFERENCE EVENT	40,000.00
Philippines	Pan Pacific Hotel	MEETING	34,071.76
Republic of Korea	Appco Korea Ltd.	MEDIA CAMPAIGN	57,633.76
Republic of Korea	Doum & Nanum Co.,	MEDIA CAMPAIGN	73,310.11
Republic of Korea	Doum & Nanum Co.,	MEDIA CAMPAIGN	73,310.11
Republic of Korea	Doum & Nanum Co.,	MEDIA CAMPAIGN	72,773.04
Republic of Korea	Doum & Nanum Co.,	MEDIA CAMPAIGN	54,638.85
Republic of Korea	Doum & Nanum Co.,	MEDIA CAMPAIGN	54,329.47
Republic of Korea	Doum & Nanum Co.,	MEDIA CAMPAIGN	53,510.31
Republic of Korea	Doum & Nanum Co.,	MEDIA CAMPAIGN	52,772.27
Republic of Korea	Doum & Nanum Co.,	MEDIA CAMPAIGN	51,901.00
Republic of Korea	Doum & Nanum Co.,	MEDIA CAMPAIGN	50,871.32
Republic of Korea	Doum & Nanum Co.,	MEDIA CAMPAIGN	49,912.18
Republic of Korea	Doum & Nanum Co.,	MEDIA CAMPAIGN	48,668.12
Republic of Korea	Doum & Nanum Co.,	MEDIA CAMPAIGN	47,628.30
Republic of Korea	Slowalk Co., Ltd.	PRINTING SERVICES	96,646.45
Romania	REGIONAL	UTILITIES	30,395.14
Russian Federation	ALL RUSSIA	LEASE/RENTAL OF	256,949.72
Russian Federation	GLAVUPDK	LEASE/RENTAL OF	45,069.06
Rwanda	AGESPRO SECURITY	OFFICE SECURITY	63,272.64
Rwanda	AGESPRO SECURITY	OFFICE SECURITY	32,059.68
Rwanda	ECASM	REHABILITATION	38,357.22
Rwanda	EUROWORLD	TRANSPORT	200,000.00
Rwanda	EUROWORLD	TRANSPORT	102,905.72
Rwanda	MUGAMBAGE FRANK	LEASE/RENTAL OF	72,000.00
Rwanda	NATIONAL	REGISTRATION/	116,941.11
Rwanda	SODIMEX LTD	REHABILITATION	151,004.60
Saudi Arabia	AL-TAYER SECURITY	SECURITY SYSTEMS	69,120.00
Saudi Arabia	Retirement	LEASE/RENTAL OF	31,999.98
Saudi Arabia	RETIREMENT	LEASE/RENTAL OF	31,999.98
Senegal	HOTEL SAVANA	MEETING	32,438.92
Senegal	IMMO AZUR SARL	LEASE/RENTAL OF	31,677.71
Senegal	IMMOBILIERE	LEASE/RENTAL OF	100,450.85
Senegal	IMMOBILIERE	LEASE/RENTAL OF	96,702.81
Senegal	KPMG SENEGAL	AUDIT SERVICES	125,950.00
Senegal	PHOENIX STnTgal	SECURITY SYSTEMS	54,041.20
Senegal	PULLMAN TERANGA	MEETING	38,078.68
Senegal	SAGAM - SECURITE	SECURITY SYSTEMS	188,814.33
Senegal	SAGAM - SECURITE	SECURITY SYSTEMS	54,692.74
Senegal	TERANGA HOTEL &	MEETING	31,078.38
Senegal	UNICEF Senegal	WAREHOUSE	55,000.00
Senegal	UNICEF, THE	WAREHOUSE	55,000.00
Serbia	A.L. DUSHI	WAREHOUSE	35,820.90
Serbia	DIPOS DOO	LEASE/RENTAL OF	91,472.87
Serbia	PROTECTA	OFFICE SECURITY	54,489.16
Serbia	YES-PRO D.O.O.	MASS	48,148.61
Serbia	YES-PRO D.O.O.	MASS	43,085.11
Sierra Leone	GOODING,Angela	LEASE/RENTAL OF	68,258.42
Somalia	JUBBA MANAGEMENT	OFFICE	89,339.00
Somalia	KAALMO	OFFICE	71,895.00
Somalia	Mohamoud Yusuf	LEASE/RENTAL OF	66,660.00
Somalia	WALDO	WAREHOUSE RENTAL	30,000.00
South Africa	MTN SERVICE	MOBILE	37,900.91
South Africa	Q-KON (PTY) Ltd	SAT COMMUNICATION	30,800.00
South Africa	SAB&T Chartered	AUDIT SERVICES	56,407.82
South Sudan	ABBARCI DARFUR	ROAD TRANSPORT	313,500.00
South Sudan	ALLIED SERVICES	AIR CHARTER	30,412.70
South Sudan	ALLIED SERVICES	MARINE TRANSPORT	40,571.43
South Sudan	ALLIED SERVICES	WATER TRANSPORT	30,000.00
South Sudan	BASHIR ALI	TRANSPORT	105,850.00
South Sudan	BASHIR ALI	TRANSPORT	101,966.10
South Sudan	BASHIR ALI	TRANSPORT	83,000.00
South Sudan	BETHLEHEM ASFAW	LEASE/RENTAL OF	36,000.00
South Sudan	Coco Travel	AIR CHARTER	45,900.00
South Sudan	Coco Travel	AIR CHARTER	32,342.00
South Sudan	GAR-GAR	ROAD TRANSPORT	90,000.00
South Sudan	GAR-GAR	ROAD TRANSPORT	60,000.00
South Sudan	GAR-GAR	TRANSPORT	140,000.00
South Sudan	GAR-GAR	TRANSPORT	38,000.00
South Sudan	GREAT UPPER NILE	TRANSPORT	78,235.29
South Sudan	MASSIVE	OFFICE	135,000.00
South Sudan	MECTRON	OFFICE	97,027.00
South Sudan	NYAKEK AND SONS	REHABILITATION	999,998.00
South Sudan	OVERSEAS	MARINE TRANSPORT	55,555.56
South Sudan	PEARL	OFFICE	91,995.00
South Sudan	Sagal Investment	ROAD TRANSPORT	36,300.00
South Sudan	TEAM INVESTMENT	OFFICE	573,052.00
South Sudan	TONE (SOUTH SUDAN	BUILDING AND	113,333.00
South Sudan	TONE (SOUTH SUDAN	BUILDING AND	85,400.00
South Sudan	TRANSMA	BUILDING AND	97,362.50
South Sudan	TRANSMA	BUILDING AND	30,000.00
South Sudan	UNITED NATIONS	AIR CHARTER	179,145.95
Spain	DARYL UPSALL	IT CONSULTANTS	61,672.92
Spain	DARYL UPSALL	RECRUITMENT	47,922.25
Spain	FACTARY EUROPE	IT CONSULTANTS	50,600.00
Spain	FACTARY EUROPE	IT CONSULTANTS	31,800.00
Spain	FACTARY EUROPE	IT CONSULTANTS	31,600.00
Sri Lanka	BREN SECURITY	OFFICE SECURITY	258,933.61
Sri Lanka	CEYLON MACHINE	WAREHOUSE RENTAL	43,335.87
Sudan	ABBARCI DARFUR	TRANSPORT	159,800.00
Sudan	Abdel Salam Abdel	WAREHOUSE RENTAL	57,000.00
Sudan	ABDELATIF ALHAG	BUILDING AND	43,721.29
Sudan	ABDULRAHMAN AHMED	BUILDING AND	83,968.52
Sudan	ABDULRAHMAN AHMED	BUILDING AND	61,100.69
Sudan	Adam Hari Boush	LEASE/RENTAL OF	82,752.00
Sudan	Adam Hari Boush	LEASE/RENTAL OF	80,340.00
Sudan	ALI EL SIR AHMED	LEASE/RENTAL OF	39,000.00
Sudan	ALI EL SIR AHMED	LEASE/RENTAL OF	33,000.00
Sudan	ALI EL SIR AHMED	LEASE/RENTAL OF	32,500.00
Sudan	ALKIBRA FOR	BUILDING AND	32,437.15
Sudan	ALTADAMUN	BUILDING AND	37,307.64
Sudan	Aswar Muthi	OFFICE SECURITY	261,628.31
Sudan	AWATIF TAHA &	REFUGEE PROGRAMS	39,062.50
Sudan	AYS FOR	BUILDING AND	53,854.93
Sudan	BANOKA FOR	BUILDING AND	43,721.29
Sudan	CREATIVE	PRINTING SERVICES	32,125.00
Sudan	DALMAR	TRANSPORT	109,900.00
Sudan	DALMAR	TRANSPORT	72,800.00
Sudan	DALMAR	TRANSPORT	54,600.00



## Major contracts for services and works by UN organization

AGENCY	Location of Supplier	Name of Contractor	Description of Services	Contract Value USD
	<b>UNHCR continued</b>			
	Sudan	DAOWD MOHAMED	BUILDING AND	49,344.90
	Sudan	DARKA FOR TRADING	CUSTOMS SERVICES	37,992.28
	Sudan	DIR.OF	PRINTING SERVICES	57,000.00
	Sudan	ELTARHEEB HOTEL	REFUGEE PROGRAMS	34,722.22
	Sudan	IAN DENT & CO.	AUDIT SERVICES	49,116.00
	Sudan	JUBA OFFICE	CLEANING	43,019.05
	Sudan	KEER MARINE FOR	MARINE TRANSPORT	31,501.00
	Sudan	KOSTI AL OBIED	TRANSPORT	46,875.00
	Sudan	MACDOWEL LIMITED	BUILDING AND	264,784.69
	Sudan	MAHIO TECHNO	BUILDING AND	73,166.58
	Sudan	Mohamed Suleiman	BUILDING AND	40,151.58
	Sudan	Mohamed Suleiman	BUILDING AND	31,320.39
	Sudan	MOHAMMED OSMAN	OFFICE	53,406.94
	Sudan	MTN SUDAN SOUTH	LOCAL TELEPHONE	64,516.13
	Sudan	Mubarak For	AUDIT SERVICES	86,900.00
	Sudan	Mubarak For	AUDIT SERVICES	63,000.00
	Sudan	NAZAR ABDUELWHAB	BUILDING AND	67,518.29
	Sudan	NORWEGIAN REFUGEE	CONSULTANT	52,372.00
	Sudan	NORWEGIAN RFUGEE	CONTRACT LAW	56,335.63
	Sudan	OASIS LOGISTICS	OFFICE	39,000.00
	Sudan	OLYMPIA TRAVEL	TRAVEL AGENTS	65,700.00
	Sudan	OSMAN MAHDI ADAM	LEASE/RENTAL OF	30,000.00
	Sudan	Radio & Satellite	SUBSCRIPTION	98,706.00
	Sudan	RADWAN KHALED	BUILDING AND	43,721.29
	Sudan	REGIONAL WOOD	BUILDING AND	90,169.49
	Sudan	SUDAN COUNCIL OF	LEASE/RENTAL OF	42,000.00
	Sudan	SUDAN COUNCIL OF	LEASE/RENTAL OF	42,000.00
	Sudan	UAP	THIRD PARTY	56,208.24
	Sudan	UAP	THIRD PARTY	37,721.01
	Sudan	WARRIOR SECURITY	OFFICE SECURITY	96,542.00
	Sudan	WARRIOR SECURITY	OFFICE SECURITY	94,529.97
	Sudan	WARRIOR SECURITY	OFFICE SECURITY	48,271.00
	Sudan	WARRIOR SECURITY	OFFICE SECURITY	47,386.57
	Sudan	WARRIOR SECURITY	OFFICE SECURITY	36,524.00
	Sudan	WARRIOR SECURITY	OFFICE SECURITY	32,352.00
	Sudan	WARRIOR SECURITY	SECURITY SYSTEMS	42,804.00
	Sudan	WFP Emergency	SECURITY	125,600.01
	Sudan	WFP Emergency	SECURITY	104,855.00
	Sudan	Yassin	BUILDING AND	136,830.00
	Sweden	Andrea Bergstr+m	MASS	38,886.43
	Sweden	FASTIGHETS AB	LEASE/RENTAL OF	138,457.00
	Sweden	MANPOWER	IT CONSULTANTS	74,723.76
	Sweden	MANPOWER	IT CONSULTANTS	49,179.96
	Sweden	MANPOWER	IT CONSULTANTS	41,509.28
	Sweden	MANPOWER	MASS	74,426.91
	Sweden	MANPOWER	MASS	73,648.55
	Sweden	MANPOWER	MASS	73,421.44
	Sweden	Mediaedg+cia	MASS	75,255.87
	Sweden	The Swedish Civil	CONTRACT FEE	935,065.00
	Sweden	The Swedish Civil	MEETING	147,297.10
	Sweden	The Swedish Civil	TRANSPORT	461,635.00
	Switzerland	Abdullah	LEASE/RENTAL OF	192,000.00
	Switzerland	ACAFS	ASSESSMENT/SURVER	119,350.00
	Switzerland	BIO-ID	IRIS RECOGNITION	333,000.00
	Switzerland	BROLLIET	LEASE/RENTAL OF	54,603.17
	Switzerland	BT SWITZERLAND	IT EQUIPMENT	175,224.00
	Switzerland	CABLECOM GMBH	LONG DISTANCE	312,151.62
	Switzerland	CEGOS SWISS AG	E-LEARNING	50,000.00
	Switzerland	CEGOS SWISS AG	E-LEARNING	50,000.00
	Switzerland	CLESTRA SA	OFFICE	270,379.05
	Switzerland	COLT TELECOM AG	DATA SERVICES	34,920.63
	Switzerland	COLT TELECOM AG	LEASE OF	111,747.09
	Switzerland	COLT TELECOM AG	LONG DISTANCE	100,334.45
	Switzerland	Comsoft direct SA	SOFTWARE	47,342.26
	Switzerland	Comsoft direct SA	SOFTWARE	30,625.29
	Switzerland	CONCATUS SARL	IT CONSULTANTS	103,904.68
	Switzerland	CONCATUS SARL	IT CONSULTANTS	70,966.56
	Switzerland	CONCATUS SARL	IT CONSULTANTS	66,912.90
	Switzerland	CWS-boco Suisse	GENERAL UPKEEP OF	63,492.06
	Switzerland	D'ALESSANDRI	CONFERENCE EVENT	93,142.23
	Switzerland	DANOFFICE SA	IT EQUIPMENT	76,074.97
	Switzerland	DANOFFICE SA	IT EQUIPMENT	76,066.15
	Switzerland	DCTI	LEASE/RENTAL OF	73,292.71
	Switzerland	Deloitte SA	IT CONSULTANTS	229,309.00
	Switzerland	Deloitte SA	IT CONSULTANTS	159,685.00
	Switzerland	Deloitte SA	IT CONSULTANTS	31,250.00
	Switzerland	Design2Leam	IN SERVICE	66,011.97
	Switzerland	DGM VERON GRAUER	MAILING SERVICES	112,374.58
	Switzerland	DGM VERON GRAUER	MAILING SERVICES	78,346.03
	Switzerland	DGM VERON GRAUER	OFFICE	101,851.85
	Switzerland	DGM VERON GRAUER	OFFICE	101,449.28
	Switzerland	DGM VERON GRAUER	OFFICE	78,037.90
	Switzerland	DHL Express	COURIER SERVICES	227,513.23
	Switzerland	ELCA INFORMATIQUE	INFORMATION	97,500.00
	Switzerland	ERNST & YOUNG AG	ACCOUNTING	145,100.00
	Switzerland	E-SECURE SARL	SOFTWARE	41,675.73
	Switzerland	ETAVIS TSA SA	IT EQUIPMENT	45,330.45
	Switzerland	FIPOI	LEASE/RENTAL OF	2,720,348.20
	Switzerland	FONDATION DES	LEASE/RENTAL OF	233,142.86
	Switzerland	Gartner	IT CONSULTANTS	76,890.31
	Switzerland	Gartner	SPECIALIZED	134,240.00
	Switzerland	HASSAN KHALIF	OFFICE	47,835.56
	Switzerland	HEWLETT-PACKARD	MANAGEMENT OF	270,000.00
	Switzerland	HEWLETT-PACKARD	MANAGEMENT OF	178,494.62
	Switzerland	HEWLETT-PACKARD	SOFTWARE	1,000,000.00
	Switzerland	IBM Switzerland	IT CONSULTANTS	54,244.90
	Switzerland	IBM Switzerland	IT CONSULTANTS	45,049.61
	Switzerland	IBM Switzerland	MANAGEMENT	81,577.80
	Switzerland	IBM Switzerland	SOFTWARE	90,390.88
	Switzerland	ID INTEGRATED	SOFTWARE	535,368.22
	Switzerland	ID INTEGRATED	SOFTWARE	229,710.14
	Switzerland	ID INTEGRATED	SOFTWARE	34,800.00
	Switzerland	INTEGRALIS SA	SOFTWARE	31,413.75
	Switzerland	ISS FACILITY	CLEANING	513,227.51
	Switzerland	ISS FACILITY	CLEANING	165,631.47
	Switzerland	KPMG SA	AUDIT SERVICES	58,532.26
	Switzerland	KPMG SA	AUDIT SERVICES	34,424.73
	Switzerland	Mercer	CONTRACT FEE	59,395.25
	Switzerland	Microsoft	SOFTWARE	283,873.78
	Switzerland	Microsoft	SOFTWARE	203,331.95
	Switzerland	Microsoft	SOFTWARE	152,750.00
	Switzerland	OPEN TEXT AG -	TECHNICAL	142,613.01
	Switzerland	OPEN TEXT AG -	TECHNICAL	68,000.00

## Major contracts for services and works by UN organization

AGENCY	Location of Supplier	Name of Contractor	Description of Services	Contract Value USD
	<b>UNHCR continued</b>			
	Switzerland	ORACLE SOFTWARE	SOFTWARE	586,488.30
	Switzerland	PLAIN SENSE	LAYOUT/DESIGN	31,032.26
	Switzerland	ProAct Network	ASSESSMENT/SURVER	184,191.00
	Switzerland	REGIE DU RHONE SA	LEASE/RENTAL OF	135,068.32
	Switzerland	RHONE-ELECTRA SA	ELECTRICAL	40,584.83
	Switzerland	RHONE-ELECTRA SA	ELECTRICAL	30,679.29
	Switzerland	S&H SWITZERLAND	IT CONSULTANTS	299,948.10
	Switzerland	S&H SWITZERLAND	IT CONSULTANTS	217,391.30
	Switzerland	S&H SWITZERLAND	IT CONSULTANTS	144,927.54
	Switzerland	S&H SWITZERLAND	IT CONSULTANTS	135,841.17
	Switzerland	S&H SWITZERLAND	IT CONSULTANTS	129,589.63
	Switzerland	S&H SWITZERLAND	IT CONSULTANTS	125,809.94
	Switzerland	S&H SWITZERLAND	IT CONSULTANTS	124,190.06
	Switzerland	S&H SWITZERLAND	IT CONSULTANTS	116,500.00
	Switzerland	S&H SWITZERLAND	IT CONSULTANTS	105,154.36
	Switzerland	S&H SWITZERLAND	IT CONSULTANTS	103,373.23
	Switzerland	S&H SWITZERLAND	IT CONSULTANTS	100,330.76
	Switzerland	S&H SWITZERLAND	IT CONSULTANTS	97,576.53
	Switzerland	S&H SWITZERLAND	IT CONSULTANTS	93,765.16
	Switzerland	S&H SWITZERLAND	IT CONSULTANTS	93,164.28
	Switzerland	S&H SWITZERLAND	IT CONSULTANTS	91,431.56
	Switzerland	S&H SWITZERLAND	IT CONSULTANTS	85,997.79
	Switzerland	S&H SWITZERLAND	IT CONSULTANTS	84,259.26
	Switzerland	S&H SWITZERLAND	IT CONSULTANTS	79,414.84
	Switzerland	S&H SWITZERLAND	IT CONSULTANTS	73,145.25
	Switzerland	S&H SWITZERLAND	IT CONSULTANTS	71,113.56
	Switzerland	S&H SWITZERLAND	IT CONSULTANTS	64,516.13
	Switzerland	S&H SWITZERLAND	IT CONSULTANTS	62,958.96
	Switzerland	S&H SWITZERLAND	IT CONSULTANTS	62,958.96
	Switzerland	S&H SWITZERLAND	IT CONSULTANTS	61,125.00
	Switzerland	S&H SWITZERLAND	IT CONSULTANTS	60,129.03
	Switzerland	S&H SWITZERLAND	IT CONSULTANTS	58,855.29
	Switzerland	S&H SWITZERLAND	IT CONSULTANTS	56,112.31
	Switzerland	S&H SWITZERLAND	IT CONSULTANTS	50,215.98
	Switzerland	S&H SWITZERLAND	IT CONSULTANTS	50,000.00
	Switzerland	S&H SWITZERLAND	IT CONSULTANTS	50,000.00
	Switzerland	S&H SWITZERLAND	IT CONSULTANTS	45,356.37
	Switzerland	S&H SWITZERLAND	IT CONSULTANTS	44,856.91
	Switzerland	S&H SWITZERLAND	IT CONSULTANTS	43,520.52
	Switzerland	S&H SWITZERLAND	IT CONSULTANTS	43,010.75
	Switzerland	S&H SWITZERLAND	IT CONSULTANTS	41,797.28
	Switzerland	S&H SWITZERLAND	IT CONSULTANTS	39,968.65
	Switzerland	S&H SWITZERLAND	IT CONSULTANTS	39,137.38
	Switzerland	S&H SWITZERLAND	IT CONSULTANTS	37,301.59
	Switzerland	S&H SWITZERLAND	IT CONSULTANTS	37,204.30
	Switzerland	S&H SWITZERLAND	IT CONSULTANTS	36,833.86
	Switzerland	S&H SWITZERLAND	IT CONSULTANTS	36,639.78
	Switzerland	S&H SWITZERLAND	IT CONSULTANTS	33,673.47
	Switzerland	S. I. CHAMPS	CONFERENCE EVENT	48,165.77
	Switzerland	S. I. CHAMPS	IN SERVICE	34,136.02
	Switzerland	Safe Host SA	IT - INSTALLATION	107,229.03
	Switzerland	SCHMIDHAUSER &	LEASE/RENTAL OF	219,473.34
	Switzerland	SERVICES	ELECTRICITY	359,788.36
	Switzerland	SERVICES	ELECTRICITY	31,746.03
	Switzerland	SERVICES	LEASE OF	43,634.34
	Switzerland	SERVICES	UTILITIES	116,402.12
	Switzerland	SERVICES	UTILITIES	65,288.36
	Switzerland	SERVICES	UTILITIES	38,183.68
	Switzerland	SITA	INTERNET SERVICES	2,400,000.00
	Switzerland	SITA	INTERNET SERVICES	255,300.00
	Switzerland	SOGETI (SUISSE)	IT CONSULTANTS	385,509.68
	Switzerland	SOGETI (SUISSE)	SOFTWARE	126,960.78
	Switzerland	SOS ASSISTANCE SA	MEDICAL	30,000.00
	Switzerland	SOS ASSISTANCE SA	STAFF TRAVEL -	96,117.57
	Switzerland	STEPHEN KUTENG	BUILDING AND	31,309.00
	Switzerland	SWISSCOM	LONG DISTANCE	239,687.85
	Switzerland	SWISSCOM	TELECOM	133,779.26
	Switzerland	SWISSCOM	TELEPHONE LINES	54,673.87
	Switzerland	SWISSCOM	TELEPHONE LINES	39,018.95
	Switzerland	Terria AG	IT CONSULTANTS	41,587.30
	Switzerland	UN INTERNATIONAL	INFORMATION	2,373,354.00
	Switzerland	UN INTERNATIONAL	INFORMATION	84,609.00
	Switzerland	UN INTERNATIONAL	INFORMATION	61,590.00
	Switzerland	UNDP - DJIBOUTI	UN JOINT ADMIN	37,920.00
	Switzerland	UNITED NATIONS	AUDIT	56,420.00
	Switzerland	UNITED NATIONS	AUDIT FINANCIAL	2,544,710.00
	Switzerland	UNITED NATIONS	AUDIT FINANCIAL	579,434.00
	Switzerland	UNITED NATIONS	CONFERENCE EVENT	226,402.00
	Switzerland	UNITED NATIONS	CONFERENCE EVENT	33,326.26
	Switzerland	UNITED NATIONS	GUARD SERVICES	3,200,000.00
	Switzerland	UNITED NATIONS	IN SERVICE	60,613.15
	Switzerland	UNITED NATIONS	POUCH SERVICES	300,000.00
	Switzerland	UNITED NATIONS	UN JOINT ADMIN	1,017,300.00
	Switzerland	UNITED NATIONS	UN JOINT ADMIN	35,686.76
	Switzerland	WORLD HEALTH	LEASE/RENTAL OF	84,996.23
	Switzerland	WORLD HEALTH	LEASE/RENTAL OF	62,787.65
	Switzerland	WORLD HEALTH	LEASE/RENTAL OF	62,787.65
	Switzerland	XEROX AG	REPRODUCTION	254,380.85
	Switzerland	YOUNG AND RUBICAM	MEDIA CAMPAIGN	41,516.00
	Switzerland	ZIMEX AVIATION	AIR CHARTER	35,952.00
	Switzerland	ZURICH INSURANCE	THIRD PARTY	77,177.60
	Switzerland	ZURICH INSURANCE	THIRD PARTY	44,582.07
	Syrian Arab Republic	Abdulghafour	LEASE/RENTAL OF	65,932.19
	Syrian Arab Republic	ALKASTI, Ebrahim	LEASE/RENTAL OF	52,780.76
	Syrian Arab Republic	ALKASTI, Ebrahim	LEASE/RENTAL OF	30,677.85
	Syrian Arab Republic	ASYLUM	CONTRACT LAW	30,000.00
	Syrian Arab Republic	ASYLUM	SUBSCRIPTION TO	75,000.00
	Syrian Arab Republic	ASYLUM	SUBSCRIPTION TO	39,200.00
	Syrian Arab Republic	CM ALALAMIEA	CLEANING	33,496.97
	Syrian Arab Republic	DAHBAR AMIN	LEASE/RENTAL OF	193,668.00
	Syrian Arab Republic	DAHBAR AMIN	LEASE/RENTAL OF	32,278.06
	Syrian Arab Republic	DAHBAR AMIN	LEASE/RENTAL OF	32,278.06
	Syrian Arab Republic	DAHBAR AMIN	LEASE/RENTAL OF	32,278.06
	Syrian Arab Republic	DAHBAR AMIN	WAREHOUSE RENTAL	96,680.00
	Syrian Arab Republic	DAHBAR AMIN	WAREHOUSE RENTAL	64,454.00
	Syrian Arab Republic	ELECTRICITY	ELECTRICITY	43,315.04
	Syrian Arab Republic	NEW MACHINERY CO.	TRANSPORT	150,000.00
	Syrian Arab Republic	NEW MACHINERY CO.	TRANSPORT	143,150.00
	Syrian Arab Republic	NEW MACHINERY CO.	TRANSPORT	43,157.50
	Syrian Arab Republic	NEW MACHINERY CO.	TRANSPORT	37,970.00
	Syrian Arab Republic	NEW MACHINERY CO.	TRANSPORT	32,167.50
	Syrian Arab Republic	SALESIAN SISTERS	REFUGEE PROGRAMS	44,365.57
	Syrian Arab Republic	Sisters Monique	REFUGEE PROGRAMS	136,291.65
	Syrian Arab Republic	Syrian Computer	INTERNET SERVICES	34,657.04

## Major contracts for services and works by UN organization

AGENCY	Location of Supplier	Name of Contractor	Description of Services	Contract Value USD
	<b>UNHCR continued</b>			
	Syrian Arab Republic	SYRIATEL MOBILE	MOBILE	86,630.09
	Syrian Arab Republic	Walid & Nabil &	WAREHOUSE RENTAL	53,780.04
	Syrian Arab Republic	Walid & Nabil &	WAREHOUSE RENTAL	53,780.04
	Syrian Arab Republic	WORLD COMPANY FOR	REHABILITATION	46,630.25
	Thailand	APPCO LIMITED	MASS	671,026.81
	Thailand	APPCO LIMITED	MASS	125,407.17
	Thailand	APPCO LIMITED	MASS	50,579.72
	Thailand	ASIAWORKS	MEDIA CAMPAIGN	35,035.00
	Thailand	INSTITUTE OF	CONSULTANT	130,000.00
	Thailand	MAE FAH LUANG	POPULATION	128,534.20
	Thailand	QUALITY HOUSES	LEASE/RENTAL OF	55,145.72
	Thailand	SUAN SON	STAFF TRAVEL	31,281.37
	Thailand	UN ESCAP	LEASE/RENTAL OF	200,254.00
	The former Yugoslav Republic of Ma	DELTA-AL DOOEL	BUILDING AND	50,819.66
	The former Yugoslav Republic of Ma	VESNA I ZORAN	LEASE/RENTAL OF	40,214.48
	Togo	AGENCE ITAU	BUILDING AND	58,031.33
	Togo	E.SOU	WATER	38,830.32
	Togo	ETS ECBE	BUILDING AND	33,042.61
	Togo	HIT	BUILDING AND	42,873.40
	Togo	INTER CITY	BUILDING AND	38,581.15
	Tunisia	Consulting en	CONTRACT FEE	46,922.07
	Tunisia	FMBZ KPMG Tunisie	AUDIT SERVICES	39,800.00
	Tunisia	FRIAA NAWFEL	CAR RENTAL	30,455.74
	Tunisia	SOCIETE COTSAR	WAREHOUSE RENTAL	49,393.94
	Tunisia	SONEDE MEDENINE	WATER	67,371.20
	Turkey	MEHMET GULEC	LEASE/RENTAL OF	90,000.00
	Turkey	UNDP	CONTRACT FEE	34,056.94
	Uganda	COMPUTER POINT	INTERNET SERVICES	37,511.60
	Uganda	DATHINE	ASSESSMENT/SURVER	40,700.00
	Uganda	DELOITTE (UGANDA)	AUDIT SERVICES	40,326.91
	Uganda	ELECTRICITY CITY	OFFICE SECURITY	30,979.00
	Uganda	HORIZON COACHES	ROAD TRANSPORT	30,317.16
	Uganda	HORIZON COACHES	TRANSPORT	97,975.71
	Uganda	HORIZON COACHES	TRANSPORT	49,190.28
	Uganda	HORIZON COACHES	TRANSPORT	44,534.41
	Uganda	HORIZON COACHES	TRANSPORT	44,029.85
	Uganda	HORIZON COACHES	TRANSPORT	40,283.40
	Uganda	HORIZON COACHES	TRANSPORT	40,257.65
	Uganda	HORIZON COACHES	TRANSPORT	34,556.21
	Uganda	HORIZON COACHES	TRANSPORT	34,194.17
	Uganda	HORIZON COACHES	TRANSPORT	33,198.38
	Uganda	JINJA NILE RESORT	IN SERVICE	31,688.00
	Uganda	LUBEGA CHARLES	LEASE/RENTAL OF	144,000.00
	Uganda	MALCOM	BUILDING AND	253,634.60
	Uganda	MUKWANO	WAREHOUSE RENTAL	60,000.00
	Uganda	MUKWANO	WAREHOUSE RENTAL	30,000.00
	Uganda	MULTI SPACE	REHABILITATION	32,124.43
	Uganda	NUTRICARE	REHABILITATION	31,694.11
	Uganda	PALORINYA	REHABILITATION	38,320.44
	Uganda	PRIME DEVELOPMENT	OFFICE	106,082.76
	Uganda	SSEKAGO	REHABILITATION	50,213.59
	Uganda	TELAX ENGINEERING	OFFICE	35,545.69
	Uganda	TELTEC	BSC TECH INST	38,503.06
	Ukraine	FILARET	LEASE/RENTAL OF	34,550.00
	Ukraine	PE TOLERAN	CONFERENCE EVENT	40,942.09
	United Arab Emirates	AUTOMOTIVE	TRANSPORT	44,223.11
	United Arab Emirates	CTG Global (JLT	RECRUITMENT	66,800.00
	United Arab Emirates	DHL Global	TRANSPORT	50,000.00
	United Arab Emirates	KUEHNE AND NAGEL	MATERIAL HANDLING	50,824.17
	United Arab Emirates	LHASSA CONSULTINA	ASSESSMENT/SURVER	248,435.00
	United Arab Emirates	Ms. Mahin Assadi	LEASE/RENTAL OF	180,000.00
	United Arab Emirates	Ms. Mahin Assadi	LEASE/RENTAL OF	104,630.20
	United Arab Emirates	Ms. Mahin Assadi	LEASE/RENTAL OF	56,000.00
	United Arab Emirates	Muoj Albahar	LEASE/RENTAL OF	40,000.00
	United Arab Emirates	REZA HAFEZ	LEASE/RENTAL OF	54,000.00
	United Arab Emirates	ROSE RAYHAAN	CONFERENCE EVENT	30,906.59
	United Arab Emirates	SAIF ALI SAIF	LEASE/RENTAL OF	51,089.94
	United Arab Emirates	SAIF ALI SAIF	LEASE/RENTAL OF	42,925.80
	United Arab Emirates	WORLD FOOD	CUSTOMS SERVICES	43,700.00
	United Arab Emirates	WORLD FOOD	TRANSPORT	577,316.00
	United Kingdom	8BUILD LTD	MINOR ALTERATIONS	32,102.73
	United Kingdom	ACW (Artifex	MEDIA CAMPAIGN	40,634.15
	United Kingdom	CAN STUDIOS	E-LEARNING	131,550.00
	United Kingdom	CAN STUDIOS	E-LEARNING	103,150.00
	United Kingdom	CORI	EXTERNAL	99,778.82
	United Kingdom	DEMO TV LTD	BROADCAST	90,318.42
	United Kingdom	DEMO TV LTD	BROADCAST	66,618.09
	United Kingdom	DEMO TV LTD	BROADCAST	65,962.00
	United Kingdom	DEMO TV LTD	BROADCAST	54,421.97
	United Kingdom	DEMO TV LTD	BROADCAST	30,259.89
	United Kingdom	DEMO TV LTD	IT CONSULTANTS	102,642.28
	United Kingdom	DEMO TV LTD	IT CONSULTANTS	102,642.28
	United Kingdom	DEMO TV LTD	IT CONSULTANTS	76,807.13
	United Kingdom	DEMO TV LTD	IT CONSULTANTS	39,314.64
	United Kingdom	DEMO TV LTD	MASS	401,923.83
	United Kingdom	DEMO TV LTD	MASS	264,900.66
	United Kingdom	DEMO TV LTD	MASS	242,326.33
	United Kingdom	DEMO TV LTD	MASS	194,300.52
	United Kingdom	DEMO TV LTD	MASS	130,141.29
	United Kingdom	DEMO TV LTD	MASS	91,381.68
	United Kingdom	DEMO TV LTD	MASS	75,338.39
	United Kingdom	DEMO TV LTD	MASS	47,032.63
	United Kingdom	DEMO TV LTD	MEDIA CAMPAIGN	273,804.52
	United Kingdom	DENTON WILDE	LEASE/RENTAL OF	201,388.89
	United Kingdom	DENTON WILDE	LEASE/RENTAL OF	72,057.13
	United Kingdom	DENTON WILDE	LEASE/RENTAL OF	51,248.02
	United Kingdom	DURBIN PLC	TRANSPORT	404,500.00
	United Kingdom	DURBIN PLC	TRANSPORT	125,256.45
	United Kingdom	Forrester	IT CONSULTANTS	54,409.94
	United Kingdom	HEXAAWARE	IT CONSULTANTS	112,405.00
	United Kingdom	HEXAAWARE	IT CONSULTANTS	66,950.00
	United Kingdom	HEXAAWARE	IT CONSULTANTS	64,000.00
	United Kingdom	HEXAAWARE	IT CONSULTANTS	57,600.00
	United Kingdom	HEXAAWARE	IT CONSULTANTS	44,520.00
	United Kingdom	HEXAAWARE	IT CONSULTANTS	33,660.00
	United Kingdom	ILX GROUP PLC	E-LEARNING	50,000.00
	United Kingdom	MARSH LIMITED	INSURANCE	522,575.13
	United Kingdom	MEDIAEDGE:CIA	IT CONSULTANTS	97,648.00
	United Kingdom	MEDIAEDGE:CIA	IT CONSULTANTS	80,979.00
	United Kingdom	MEDIAEDGE:CIA	IT CONSULTANTS	66,718.03
	United Kingdom	MEDIAEDGE:CIA	MEDIA CAMPAIGN	31,000.00
	United Kingdom	NutritionWorks	EVALUATION	48,187.00
	United Kingdom	Organisation	IN SERVICE	72,500.00

## Major contracts for services and works by UN organization

AGENCY			Contract Value
Location of Supplier	Name of Contractor	Description of Services	USD
<b>UNHCR continued</b>			
United Kingdom	OXFORD UNIVERSITY	PRINTING SERVICES	89,042.06
United Kingdom	PA CONSULTING	IT CONSULTANTS	122,536.35
United Kingdom	PA CONSULTING	IT CONSULTANTS	116,898.73
United Kingdom	PA CONSULTING	IT CONSULTANTS	94,143.78
United Kingdom	PA CONSULTING	IT CONSULTANTS	90,771.03
United Kingdom	SKILLSOFT UK LTD	STAFF DEVELOPMENT	47,042.81
United Kingdom	Social	EVALUATION	32,874.36
United Kingdom	THE RESOURCE	FUNDRAISING	33,739.84
United Kingdom	THINK CONSULTING	IT CONSULTANTS	71,542.13
United Kingdom	THINK CONSULTING	IT CONSULTANTS	67,828.84
United Kingdom	THINK CONSULTING	IT CONSULTANTS	56,550.08
United Kingdom	THINK CONSULTING	MEDIA CAMPAIGN	48,793.55
United Kingdom	WALKGROVE LIMITED	E-LEARNING	73,575.00
United Kingdom	WALKGROVE LIMITED	E-LEARNING	63,115.00
United Republic of Tanzania	ALLIED TRANSPORT	TRANSPORT	161,500.00
United Republic of Tanzania	ANDREW SHARAU	LEASE/RENTAL OF	196,845.02
United Republic of Tanzania	C-NET	BSC TECH INST	51,343.78
United Republic of Tanzania	DELOITTE & TOUCHE	AUDIT SERVICES	98,902.26
United Republic of Tanzania	HYATT REGENCY DAR	MEETING	33,000.00
United Republic of Tanzania	KUEHNE + NAGEL	CUSTOMS SERVICES	120,000.00
United Republic of Tanzania	ULTIMATE SECURITY	OFFICE SECURITY	107,421.83
United Republic of Tanzania	ULTIMATE SECURITY	OFFICE SECURITY	87,671.88
United Republic of Tanzania	UNDP Multi Donor	UN JOINT ADMIN	79,173.94
United Republic of Tanzania	WFP Tanzania	WAREHOUSE	114,000.00
United States of America	CORNERSTONE	E-LEARNING	69,948.19
United States of America	CORNERSTONE	ENTERPRISE	149,068.32
United States of America	Development Seed	IT CONSULTANTS	30,000.00
United States of America	EMERGING MARKETS	SAT COMMUNICATION	7,000,000.00
United States of America	EMERGING MARKETS	SAT COMMUNICATION	1,658,000.00
United States of America	EMERGING MARKETS	TRANSPORT	33,250.00
United States of America	ENCOMPASS LLC	E-LEARNING	363,450.00
United States of America	Environmental	IT CONSULTANTS	51,000.00
United States of America	FAMILY HEALTH	ASSESSMENT/SURVER	260,460.00
United States of America	HUGH WOOD INC	INSURANCE CARGO	275,855.00
United States of America	HUGH WOOD INC	INSURANCE CARGO	240,573.00
United States of America	HUGH WOOD INC	INSURANCE CARGO	187,535.00
United States of America	HUGH WOOD INC	INSURANCE CARGO	170,057.00
United States of America	Integral, LLC	IT CONSULTANTS	78,400.00
United States of America	INTERWORKS LLC	IN SERVICE	57,720.00
United States of America	INTERWORKS LLC	IN SERVICE	56,145.00
United States of America	INTERWORKS LLC	SPECIALIZED	43,675.00
United States of America	IRC/Women's	ELIGIBILITY	40,000.00
United States of America	IRC/Women's	ELIGIBILITY	30,000.00
United States of America	MS. GITI BIJARI	LEASE/RENTAL OF	39,252.00
United States of America	PACIFIC	CONTRACT FEE	9,018,324.00
United States of America	PACIFIC	ROAD MAINTENANCE	2,135,802.00
United States of America	ROSENBLUM TV	IN SERVICE	58,287.00
United States of America	ROSETTA STONE	E-LEARNING	41,740.00
United States of America	S.L. GREEN	LEASE/RENTAL OF	100,000.00
United States of America	S.L. GREEN	LEASE/RENTAL OF	90,000.00
United States of America	S.L. GREEN	LEASE/RENTAL OF	90,000.00
United States of America	S.L. GREEN	LEASE/RENTAL OF	37,002.44
United States of America	TARGET ANALYTICS	MARKET RESEARCH	52,000.00
United States of America	UNFPA	UN JOINT ADMIN	125,332.00
United States of America	United Nation	TEMPORARY	48,964.58
United States of America	United Nation	TEMPORARY	35,073.29
United States of America	UNITED NATIONS	AUDIT FINANCIAL	777,352.50
United States of America	UNITED NATIONS	LANGUAGE	41,400.00
United States of America	UNITED NATIONS	LEASE/RENTAL OF	67,824.43
United States of America	UNITED NATIONS	LEASE/RENTAL OF	62,189.90
United States of America	UNITED NATIONS	LEASE/RENTAL OF	52,076.10
United States of America	UNITED NATIONS	LEASE/RENTAL OF	50,549.56
United States of America	UNITED NATIONS	UN JOINT ADMIN	6,392,734.93
United States of America	UNITED NATIONS	UN JOINT ADMIN	1,400,000.00
United States of America	UNITED NATIONS	UN JOINT ADMIN	367,373.00
United States of America	UNITED NATIONS	UN JOINT ADMIN	161,496.50
Venezuela (Bolivarian Republic of)	HERMES VIAJES Y	CONFERENCE EVENT	30,668.91
Western Sahara	MAROC TELECOM	INTERNET SERVICES	49,366.63
Western Sahara	MINURSO	AIR CHARTER	108,043.45
Western Sahara	MINURSO	AIR CHARTER	62,151.82
Western Sahara	MINURSO	AIR CHARTER	60,066.18
Western Sahara	SOCIETE SOGEGAP	OFFICE SECURITY	30,490.65
Yemen	Abdullah Hussein	LEASE/RENTAL OF	54,000.00
Yemen	ABU SHAER, NAJI	BUILDING AND	46,867.70
Yemen	ABULOHOM, IMAN	LEASE/RENTAL OF	36,000.00
Yemen	Grant Thornton	AUDIT SERVICES	65,150.00
Yemen	Grant Thornton	AUDIT SERVICES	35,520.00
Yemen	ISHTIAQ IBRAHIM	CLEANING	40,274.50
Yemen	IT YEMEN	INTERNET SERVICES	32,400.00
Yemen	MANSOUR,	LEASE/RENTAL OF	38,500.00
Yemen	Mohammed Al-Hadi	WAREHOUSE RENTAL	106,440.00
Yemen	Mohammed Al-Hadi	WAREHOUSE RENTAL	88,700.00
Yemen	Mohammed Al-Hadi	WAREHOUSE RENTAL	53,559.00
Yemen	MUSTAFA KAID	CUSTOMS SERVICES	35,000.00
Yemen	SHARAF EDDIN	BUILDING AND	149,873.60
Yemen	STALLION SECURITY	OFFICE SECURITY	232,800.00
Yemen	STALLION SECURITY	OFFICE SECURITY	39,055.00
Yemen	STALLION SECURITY	OFFICE SECURITY	30,640.00
Zambia	ARMCOR SECURITY	OFFICE SECURITY	33,939.51
Zambia	CHRIST LIFE	CATERING SERVICE	35,418.86
Zambia	G4S SECURITY	OFFICE SECURITY	30,171.43
Zambia	ITalk Africa	EVALUATION	32,948.87
Zambia	NEMCHEM	CLEANING	32,339.76
Zambia	TEDWORTH	LEASE/RENTAL OF	114,000.00
Zimbabwe	ECONET WIRELESS	LOCAL TELEPHONE	45,000.00
Zimbabwe	ILO	LEASE/RENTAL OF	120,938.80
Zimbabwe	J & P SECURITY	GUARD SERVICES	31,953.68
Zimbabwe	UNITED NATIONS	BUILDING AND	43,005.85
Zimbabwe	UNITED NATIONS	LEASE/RENTAL OF	79,441.41
Zimbabwe	ZIMBABWE	ELECTRICITY	90,000.00
Zimbabwe	ZIMBABWE	ELECTRICITY	60,000.00
<b>UNICEF</b>			
Afghanistan	Abdus Saboor	Consulting Services	73,700.00
Afghanistan	Adwso	Consulting Services	81,947.95
Afghanistan	Afghan Business Capacity Developmen	Consulting Services	83,349.00
Afghanistan	Afghanistan Center for Training and Development	Consulting Services	357,692.85
Afghanistan	Afghanistan Reliable Technology Services	Consulting Services	210,625.36
Afghanistan	Albert Spiteri	Consulting Services	43,533.00
Afghanistan	Ayaz Amjad Road & Construction	Consulting Services	97,460.25
Afghanistan	Baheer Haqmal Construction	Other Costs	54,682.89
Afghanistan	Bitsoft It Solutions	Consulting Services	73,655.41
Afghanistan	Brisna Noor Ltd	Consulting Services	56,724.00
Afghanistan	City Wall Dubai International Group	TRANSPORT	75,020.58

## Major contracts for services and works by UN organization

AGENCY	Location of Supplier	Name of Contractor	Description of Services	Contract Value USD
UNICEF continued				
Afghanistan		Danish Assistance to Afghan Rehabilitation & Technical Training	Consulting Services	1,317,275.38
Afghanistan		Feroogh Noor Media Group	Consulting Services	268,861.64
Afghanistan		Fkh Media	Consulting Services	97,366.96
Afghanistan		Io Global Services Pvt Ltd	Equipment & Supplies	63,971.95
Afghanistan		Io Global Services Pvt Ltd	Consulting Services	166,848.04
Afghanistan		Khalid Durrani Auxilliary Service Co	Consulting Services	107,770.43
Afghanistan		Lapis Ltd	Consulting Services	214,841.04
Afghanistan		Moore Marianne	Consulting Services	17,750.00
Afghanistan		Mustafa Shaakhess Logistic Services	Equipment & Supplies	94,581.75
Afghanistan		Nai Supporting Open Media In Afghan	Consulting Services	39,879.00
Afghanistan		New Jabel Saraj Transport	NUTRITION	69,515.91
Afghanistan		New Jabel Saraj Transport	Consulting Services	697,826.65
Afghanistan		Park Star Hotel	Consulting Services	32,228.00
Afghanistan		Pierre Claquin	Consulting Services	44,640.00
Afghanistan		Pixel Entertainment	Consulting Services	272,757.58
Afghanistan		Sahil Middle East, Logistics Ltd	Consulting Services	49,700.61
Afghanistan		Senan Construction Co	Other Costs	247,310.08
Afghanistan		Social and Humanitarian Assistance Organization (SHAO)	Consulting Services	423,299.18
Afghanistan		Society For Sustainable Development	Consulting Services	57,198.00
Afghanistan		Toyota Habib Gulzar Motors Ltd	Consulting Services	43,994.33
Afghanistan		Yousfe Transportation And Transit	Other Costs	51,717.27
Afghanistan		Youth Health And Development	Communication	86,438.36
Afghanistan		Zadran Group Of Company	Consulting Services	557,425.74
Albania		Genljana Sula	Consulting Services	35,088.00
Albania		Mania Card - Free Card Advertising	Consulting Services	70,823.16
Albania		Optima Communication	Child Protection	57,325.21
Albania		Qendra Kombetare Per Studime Social	SOCIAL SERVICES	80,101.80
Albania		Qendra Shqiptare Per Kerkime Ekonom	Evaluation	43,131.90
Algeria		Crasc	Consulting Services	75,201.32
Algeria		Icosnet	IT Comm/Connect Serv	40,000.00
Algeria		Saada Samir - (Archiprest)	Consulting Services	56,108.52
Algeria		Secur	Consulting Services	35,703.65
Angola		ADDP	Consulting Services	111,609.00
Angola		Carin Comercial Comercio Misto E Pr	Consulting Services	78,000.00
Angola		Carla Cristina Vilarinho S.Queiroz	Consulting Services	30,000.00
Angola		Creation Marketing E Comunicaçao,Ld	Equipment & Supplies	65,140.00
Angola		EMP - Trans Lda	Equipment & Supplies	169,713.45
Angola		GB Consultores Reunidos Lda	Consulting Services	184,320.00
Angola		Ines Filipa Jose	Consulting Services	62,000.00
Angola		Jorge Pires	Health and Nutrition	73,333.00
Angola		KPMG	TRAINING	103,600.00
Angola		Lira Link	Equipment & Supplies	37,812.00
Angola		Marina Coelho	Consulting Services	158,000.00
Angola		Mosaiko-Instituto Para A Cidadania	Consulting Services	49,100.00
Angola		Nadia Ferreira	Consulting Services	54,000.00
Angola		Organiz. Joao Osvaldo Gouveia, Lda	Equipment & Supplies	33,880.00
Angola		Salesianos Dom Bosco	Consulting Services	66,948.70
Angola		SLC Servico De Logistica E Carga SA	Consulting Services	145,000.00
Angola		Transquedes Lda	Equipment & Supplies	57,659.00
Argentina		Adecco Specialties SA	Consulting Services	259,057.48
Argentina		Baro, Daniela	Consulting Services	34,500.00
Argentina		Benefits SA	Resource Mobilization	131,919.80
Argentina		CCI - Compañia Comercializadora Integral SRL	Resource Mobilization	214,170.94
Argentina		Cotecsud Sase	Resource Mobilization	440,590.07
Argentina		Cotecsud Sase	Consulting Services	37,462.33
Argentina		Covedisa SA	Resource Mobilization	185,396.64
Argentina		Covedisa SA	Other Costs	168,934.15
Argentina		Dario Abdala	Consulting Services	31,767.17
Argentina		Full Marketing SA	PSD Other Services	431,206.03
Argentina		Golden Company SRL	Other Costs	45,311.34
Argentina		Ides- Inst. De Desarrollo Economico	Other Costs	49,430.26
Argentina		Latinoamerica Dona SA	Consulting Services	514,184.90
Argentina		Lessiver SRL	Consulting Services	72,171.48
Argentina		Leue, Etienne	Consulting Services	44,700.00
Argentina		Mejer, Federico Ricardo	Consulting Services	46,983.79
Argentina		Microcentro De Contacto SA	IT Other Services	31,315.00
Argentina		Mrm Worldwide ArgentinaSRL	PSD Other Services	51,273.26
Argentina		Next Latinoamerica SA	Resource Mobilization	53,908.88
Argentina		Nuevas Fronteras SA	Other Costs	33,129.35
Argentina		Organización Coordinadora	Postal services	197,365.57
Argentina		Paula Del Castillo SRL	Resource Mobilization	347,772.99
Argentina		Proguide SRL	Other Costs	68,550.10
Argentina		Publirevistas, SA	Communication (Publi	30,708.45
Argentina		S.T. Producciones SA	Resource Mobilization	41,030.34
Argentina		Silvina Lagos Gorsky	Consulting Services	37,575.66
Argentina		Soluciones De Contacto SA	PSD Other Services	618,318.09
Argentina		Sprayette SA	PSD Other Services	47,169.22
Argentina		Unidadcom Empresa & Comunidad SA	Resource Mobilization	43,462.35
Argentina		Unidadcom Empresa & Comunidad SA	Consulting Services	72,436.76
Argentina		Uss-Guardia Privada SA	Consulting Services	41,394.91
Australia		Andrew Mills	Consulting Services	65,780.00
Australia		Australian Council For Educational Research	Consulting Services	2,132,126.00
Australia		Australian Council For Educational Research	Consulting Services	499,054.73
Australia		Australian Council For Educational Research	Basic Education	178,020.00
Australia		Casey, Shelley	Consulting Services	32,000.00
Australia		Copland, Michael	Child Protection	35,282.00
Australia		Emma Drew	Consulting Services	57,750.00
Australia		Frank Van Cappelle	Consulting Services	30,600.00
Australia		Griffith University	Child Protection	80,404.00
Australia		Grusovin, Kathryn	Consulting Services	45,000.00
Australia		Ian Douglas Macleod	Consulting Services	33,000.00
Australia		Ian Keith Falconer Birch	Education	62,500.00
Australia		International Council For The Contr	Consulting Services	31,688.00
Australia		Karen Munce	Consulting Services	34,848.00
Australia		Live & Learn ENVIRONMENTAL	Consulting Services	54,563.00
Australia		Patrick Burke	Consulting Services	42,180.00
Australia		Read-Hamilton, Sophie	Consulting Services	45,500.00
Australia		Scott, Larissa	Consulting Services	35,200.00
Australia		Shelley Casey	Child Protection	32,500.00
Australia		Shelly Casey	Child Protection	32,625.00
Australia		Southern Cross University	Consulting Services	176,025.00
Australia		The Albion Centre (Albion)	Child Protection	31,080.00
Australia		University Of Melbourne	Child Protection	48,950.00
Australia		University Of Western Sydney	Consulting Services	83,060.00
Austria		Stefan Bock	Consulting Services	97,650.00
Austria		Windarl, Thomas	Consulting Services	57,500.00
Azerbaijan		Inkishaf Research Center	Consulting Services	92,323.72
Azerbaijan		Tamerlan Rajabov	Consulting Services	37,386.37
Bangladesh		Abu Sayeed Mohammad Hasan	Consulting Services	50,259.07
Bangladesh		Asiatic Marketing Communications	Programme Communicat	44,594.90
Bangladesh		Bitopi Advertising Ltd	Programme Communicat	145,910.95
Bangladesh		Bitopi Advertising Ltd	Advocacy	40,466.99
Bangladesh		Brac University	Maternal, Newborn &	223,648.72



## Major contracts for services and works by UN organization

AGENCY	Location of Supplier	Name of Contractor	Description of Services	Contract Value USD
<b>UNICEF continued</b>				
	Bangladesh	Center For ENvironmental And	Water & Environmenta	54,733.62
	Bangladesh	Dhaka Ahsania Mission	Education	338,232.41
	Bangladesh	Expressions Ltd	Programme Communicat	429,999.84
	Bangladesh	Expressions Ltd	Advocacy	61,189.17
	Bangladesh	Group 4 Securitas Bangladesh	Services	142,744.27
	Bangladesh	Hema Enterprises	Maternal, Newborn &	78,355.99
	Bangladesh	Human Dev. Research Centre (HDRC)	Monitoring & Evaluat	228,762.58
	Bangladesh	icddr,b	Maternal & Child Hea	279,653.39
	Bangladesh	icddr,b	Evaluation	105,691.79
	Bangladesh	Linde Bangladesh Ltd	Programme Supply Man	102,749.55
	Bangladesh	Linde Bangladesh Ltd	Equipment	94,899.83
	Bangladesh	Link3 Technologies Ltd	IT Comm/Connect Serv	64,504.67
	Bangladesh	Md Rafiqul Haider	Consulting Services	34,800.00
	Bangladesh	Md. Ekram Hossain	Consulting Services	34,807.39
	Bangladesh	Md. Gawher Nayeem Wahra	Consulting Services	34,992.50
	Bangladesh	Md. Salequzzaman Selim	Consulting Services	49,427.70
	Bangladesh	Mrc-Mode Ltd	Programme Communicat	78,509.56
	Bangladesh	Muslim Aid Uk	NUTRITION	70,673.50
	Bangladesh	Partners In Health And Development	Maternal, Newborn &	408,298.22
	Bangladesh	Partners In Health And Development	HIV/AIDS	42,448.83
	Bangladesh	Practical Action	Environmental Sanita	258,180.03
	Bangladesh	Practical Action	Consulting Services	175,802.88
	Bangladesh	Prothom Alo	Advocacy	65,145.00
	Bangladesh	Shah Kamal	Consulting Services	36,500.00
	Bangladesh	Shushilan	NUTRITION	70,550.66
	Bangladesh	Smart Services Ltd	Services	317,458.74
	Bangladesh	Technology & Business Solutions	Monitoring & Evaluat	34,313.32
	Bangladesh	Technology & Business Solutions	IT Consultancy Serv	52,855.76
	Bangladesh	The Daily Star	Advocacy	67,687.20
	Bangladesh	The Nielsen Company (Bangladesh)	Monitoring & Evaluat	399,680.46
	Bangladesh	The Nielsen Company (Bangladesh)	Evaluation	186,497.05
	Bangladesh	Toon Bangla Ltd	Programme Communicat	209,050.30
	Bangladesh	Waste Concern	Water & Environmenta	44,200.73
	Bangladesh	Zohora Khatun	Consulting Services	30,627.00
	Barbados	Alexandru Nartea	Misc NonStd NonStock	56,000.00
	Barbados	Denise Tannis	Consulting Services	37,375.00
	Belgium	AEDES - Agence Européenne pour le Développement et la Santé	Consulting Services	1,534,830.00
	Belgium	AEDES (Agence Europeenne pour le Development et la Sante)	Other Costs	46,461.00
	Belgium	BIEF	Consulting Services	124,286.00
	Belgium	Carla Evelyn Hanania De Varela	Consulting Services	52,803.14
	Belgium	Filcheva Marina	Consulting Services	47,808.72
	Belgium	Hera	Consulting Services	249,773.00
	Belgium	Kluykens, Anne	Consulting Services	57,980.00
	Belgium	Kramers	Consulting Services	70,636.59
	Belgium	Sara Van Rompaey	Consulting Services	64,422.85
	Belgium	SITA	IT Comm/Connect Serv	424,416.00
	Belgium	SITA	Consulting Services	63,000.00
	Belgium	Stien Gijssel	Consulting Services	30,400.00
	Belgium	Transtec Sa	Consulting Services	94,038.00
	Belgium	Van Welzenis, Ingrid	Child Protection	59,840.00
	Belgium	Verwilt Karla Eva	Consulting Services	30,450.00
	Belgium	Vilain Heloise	Consulting Services	45,600.00
	Belize	Compass 52	Services	46,070.00
	Benin	Afro Alphonse Mingnimon	Consulting Services	32,500.00
	Benin	Ash Group International	Policy Analysis	77,027.00
	Benin	Basp'96	Consulting Services	55,487.99
	Benin	Cosmos Consulting	Policy Analysis	76,847.40
	Benin	Institut Regional De Sante Publique	Health Systems Mgt (	45,317.82
	Benin	Inter-Con	Residence	47,262.19
	Benin	Inter-Con	Office premises	46,267.20
	Benin	Ogoussan Sabin Gilles	Consulting Services	56,175.00
	Benin	Scen Afrik	Policy Analysis	42,571.50
	Benin	Sotracol Lj Sarl	Basic Education	37,815.56
	Bolivia (Plurinational State of)	Ana Sánchez Quisbert	Consulting Services	39,000.00
	Bolivia (Plurinational State of)	Asisco SRL	Consulting Services	160,661.23
	Bolivia (Plurinational State of)	Axs Bolivia SA	Consulting Services	33,542.15
	Bolivia (Plurinational State of)	Claps	Consulting Services	45,450.79
	Bolivia (Plurinational State of)	Davalos Aruquipa Y Pantoja A	Consulting Services	38,022.67
	Bolivia (Plurinational State of)	Grupo Creminex SRL	Consulting Services	72,656.73
	Bolivia (Plurinational State of)	Juan Carlos Coello	Consulting Services	86,457.02
	Bolivia (Plurinational State of)	Leslie Liliana La Torre Condorcett	Consulting Services	30,670.34
	Bolivia (Plurinational State of)	Nexus Comunicacion Total	Consulting Services	255,916.49
	Bolivia (Plurinational State of)	Podema SRL	Consulting Services	172,022.19
	Bolivia (Plurinational State of)	Praqma Consultores Asociados SRL	Consulting Services	56,794.68
	Bolivia (Plurinational State of)	Ruiz Mier Consulting & Research SRL	Consulting Services	31,694.47
	Bolivia (Plurinational State of)	Servicios Integrales De Seguridad	Consulting Services	42,658.19
	Bolivia (Plurinational State of)	Shultz, James	Consulting Services	51,195.26
	Bolivia (Plurinational State of)	Team Consult	Child Protection	141,075.01
	Bolivia (Plurinational State of)	Tics Empresarial Agencia En Comun	Consulting Services	199,633.71
	Bosnia and Herzegovina	Abdelbasit Ana	Consulting Services	37,519.44
	Bosnia and Herzegovina	Armina Cerik	Consulting Services	33,782.94
	Bosnia and Herzegovina	INNOVA Management Consulting	Consulting Services	120,561.80
	Bosnia and Herzegovina	Nina Kovac	Consulting Services	43,712.08
	Bosnia and Herzegovina	Partner Marketing Consulting Agency	Consulting Services	33,794.04
	Bosnia and Herzegovina	Source Doo	Consulting Services	32,593.78
	Bosnia and Herzegovina	University Of Washington	Consulting Services	93,075.25
	Botswana	Results Botswana Pty Ltd	Evaluation	38,884.80
	Brazil	Ader & Lang Projetos E	Consulting Services	47,634.89
	Brazil	Adventure Tecnologia E Solucoes	Consulting Services	33,269.47
	Brazil	Agencia Devolve Ltda	Consulting Services	32,516.95
	Brazil	Appco Group Brazil	Consulting Services	263,556.50
	Brazil	Benedito Rodrigues Dos Santos	Consulting Services	48,347.32
	Brazil	Bravo Media Marketing Ltda Me	Consulting Services	38,719.15
	Brazil	Caio Goncalves Oliveira	Consulting Services	36,913.03
	Brazil	Carolina Rodrigues Alves R. Furtado	Consulting Services	32,512.26
	Brazil	Cecilie Margrethe Modvar	Consulting Services	38,500.01
	Brazil	Cesar Gomes Victora	Consulting Services	48,840.66
	Brazil	Daniela De Assis Silva	Consulting Services	41,836.19
	Brazil	Dbm Do Brasil Consultoria	Consulting Services	42,000.00
	Brazil	Dga Promocoes Ltda	Consulting Services	47,433.61
	Brazil	Estilo Telemarketing E Consultoria	Consulting Services	79,063.90
	Brazil	Formiga Midia Interativa Ltda - Me	Consulting Services	67,417.98
	Brazil	Grupo De Apoio Aos Povos Kaiowa-Gua	Consulting Services	39,900.30
	Brazil	Ibope Inteligencia Pesquisa E Consultoria Ltda	Consulting Services	115,653.70
	Brazil	Instituto Ensaio Aberto	Consulting Services	94,975.01
	Brazil	International Fundraising	Consulting Services	138,535.03
	Brazil	Maria Alejandra Schulumeyer	Consulting Services	39,892.63
	Brazil	Maria Da Conceicao S. Cardozo	Consulting Services	46,059.03
	Brazil	Maria Do C. S. Adriaes Des. Prof.	Consulting Services	55,470.64
	Brazil	Maria Isabel Ramos Da Silva Abelson	Consulting Services	61,332.18
	Brazil	Melissa Sabbag Abila Steinbruck	Consulting Services	46,176.55
	Brazil	Raimundo Nonato Palhano Silva	Consulting Services	35,273.81
	Brazil	Sos Sat Tecnologia Em Servicos Dirigidos Ltda	Consulting Services	177,374.30

## Major contracts for services and works by UN organization

AGENCY			Contract Value
Location of Supplier	Name of Contractor	Description of Services	USD
<b>UNICEF continued</b>			
Brazil	Universidade Diego Portales	Consulting Services	33,240.00
Brazil	Via Design Projetos De Comunicacao	Consulting Services	48,312.73
Bulgaria	Pedersen, Bo Robert	Consulting Services	69,750.00
Bulgaria	Publicis Ead	Social Mobilization	53,594.01
Bulgaria	Supernova Media	Communication	73,025.79
Bulgaria	Tadem Koman Ltd	Other Costs	57,340.57
Burkina Faso	Accea International Sarl	Evaluation	101,231.42
Burkina Faso	Afrik Consulting	Basic Education	117,445.42
Burkina Faso	Agence Conseil Pour L'Equipement	Basic Education	43,523.10
Burkina Faso	Amd	Policy Analysis	97,535.24
Burkina Faso	Cadis-Burkina Sarl	Basic Education	215,324.72
Burkina Faso	Compaore Martin	Basic Education	38,700.00
Burkina Faso	Crepa	WATER AND SANITATION, WASH Construction	84,406.00
Burkina Faso	E C E E (Entreprise De Construction	Water & Environmenta	57,969.57
Burkina Faso	E.G.C.P. (Entreprise Générale De	Water & Environmenta	57,760.00
Burkina Faso	Entreprise De Construction G&F	Basic Education	617,898.48
Burkina Faso	Entreprise De Construction Woumtaba	Basic Education	152,038.71
Burkina Faso	Entreprise De Gardiennage Et De	Services	59,546.22
Burkina Faso	Entreprise Egce	Early Childhood Dev	62,288.05
Burkina Faso	Entreprise Egce	Basic Education	617,926.84
Burkina Faso	Entreprise Générale De Services	Basic Education	368,098.30
Burkina Faso	Forbat Afrique	WATER AND SANITATION, Water supply	56,420.28
Burkina Faso	Forbat Afrique	Water & Environmenta	45,008.46
Burkina Faso	Hydrass-Burkina	WATER AND SANITATION	42,941.74
Burkina Faso	Hydrass-Burkina	Water & Environmenta	753,597.18
Burkina Faso	Hydrass-Burkina	Basic Education	64,431.37
Burkina Faso	Initiatives Conseil International (	Basic Education	57,880.45
Burkina Faso	Institut De Management Conseils Et	Child Protection	44,704.42
Burkina Faso	Institut Supérieur Des Sciences	Basic Education	919,467.00
Burkina Faso	Inter - Plan Sarl	Basic Education	39,774.45
Burkina Faso	Inter-Realisations	Water & Environmenta	47,507.60
Burkina Faso	Madicom /Tpc	Basic Education	262,147.05
Burkina Faso	Ndao, Makha	Consulting Services	42,302.00
Burkina Faso	Projet Production Internationale	Basic Education	34,459.54
Burkina Faso	Ripama Boureima	WAREHOUSING	38,220.00
Burkina Faso	Saira International (Sarl)	WATER AND SANITATION, Water supply	32,829.30
Burkina Faso	Saira International (Sarl)	Basic Education	100,792.32
Burkina Faso	Sissao Moussa	Basic Education	57,349.50
Burkina Faso	SNTB	Health and Nutrition	74,874.63
Burkina Faso	Societe Generale De Traitement Tran	Health	80,963.04
Burkina Faso	Sogli Panguéba Mohamed	Office premises	70,114.80
Burkina Faso	Temfor	Water & Environmenta	130,863.41
Burkina Faso	Tiendrebego Stanislas Ragnimi	Consulting Services	72,720.00
Burkina Faso	Yannick Pradelles	Consulting Services	64,609.15
Burundi	Abdella Meklit Seido	Consulting Services	31,500.00
Burundi	Association Tubivage	Social Mobilization	93,775.33
Burundi	Channel Research Tanganyika	Consulting Services	110,920.00
Burundi	Delta Construction Sa	Environmental Sanita	97,617.45
Burundi	Delta Construction Sa	Education	580,530.53
Burundi	Gitec	Health	100,546.21
Burundi	Javier Rigoberto Rodriguez Corrales	Consulting Services	60,000.00
Burundi	Mambo Kalubinda, Marcellin	Consulting Services	52,578.00
Burundi	Marc Sommers	Consulting Services	45,780.00
Burundi	Njimbere Alix	Consulting Services	51,408.00
Burundi	Oap	WATER AND SANITATION, WASH Construction	128,500.00
Burundi	Raffaella Boschetti	Child Protection	110,000.00
Burundi	Ruberintwari, Jean	Consulting Services	56,150.00
Burundi	SDV Transami Burundi	WAREHOUSING	70,069.20
Burundi	Thiam Diji	Consulting Services	121,000.00
Burundi	Tramwex	Supply & Logistics	42,241.60
Burundi	Tramwex	Education	35,313.20
Burundi	Tramwex	Education	35,313.20
Cambodia	Anne Lubell	Consulting Services	36,000.00
Cambodia	Bou Da Construction	WATER AND SANITATION, Water collection	38,453.00
Cambodia	Crđ Engineering Co Ltd	WATER AND SANITATION	41,755.20
Cambodia	Fabrice Pascal Laurentin	Consulting Services	56,000.00
Cambodia	Helen Espinar	Basic Education	46,620.00
Cambodia	Him Phannary	Consulting Services	30,492.00
Cambodia	Kim Heang Ung	Consulting Services	36,352.00
Cambodia	Kupfer Gesa	Child Protection	36,000.00
Cambodia	Msa Marketing Solutions Asia Ltd	Other Costs	91,639.44
Cambodia	Plummer, Anthony Stuart	Basic Education	50,400.00
Cambodia	Srun Vanny	WATER AND SANITATION	66,802.00
Cambodia	Thor Rasoka	Early Childhood Dev	80,000.00
Cambodia	Thor Rasoka	Consulting Services	35,200.00
Cameroon	Chrytsantus Alergnui Foncha	Consulting Services	39,000.00
Cameroon	Geofor SA	Consulting Services	58,130.08
Cameroon	Honoré Mimche	Consulting Services	46,467.40
Cameroon	Ngum Wonghi, John	Consulting Services	60,761.47
Cameroon	Ngum Wonghi, John	Consulting Services	38,059.46
Cameroon	Primus Njuh Iii Kum	Misc NonStd NonStock	32,999.99
Cameroon	Sahel Water Sanitarion And	Consulting Services	52,073.01
Cameroon	Transimex SA	Supply & Logistics	156,781.02
Cameroon	Transimex SA	Consulting Services	119,988.00
Canada	Brocklehurst, Clarissa	Consulting Services	37,050.00
Canada	Brown, Terry	Admin/Personnel/Fina	56,834.90
Canada	Capra International Inc	Monitoring & Evaluat	129,625.79
Canada	Chelsey Lepage	Consulting Services	82,500.00
Canada	Christie Communications Ltd	Consulting Services	104,775.00
Canada	David Johnson	Consulting Services	35,588.00
Canada	Deblois, Marie-Josée	Consulting Services	37,500.00
Canada	Don Hubert	Consulting Services	61,000.00
Canada	Dundex	Services	31,500.00
Canada	Dundex	Health	33,035.50
Canada	Dundex	Consulting Services	649,111.50
Canada	Dundex	Admin/Personnel/Fina	51,660.00
Canada	Dundex (North America Office)	Monitoring & Evaluat	63,000.00
Canada	Globescan Inc	Consulting Services	62,921.00
Canada	Guillemot, Melissa Joy	Consulting Services	70,000.00
Canada	IBCR The International Bureau for Children's Rights	Other Costs	126,290.20
Canada	IBCR The International Bureau for Children's Rights	Consulting Services	121,979.00
Canada	Jazy Haboubacar Souleymane	Consulting Services	32,000.00
Canada	Jean Hugo Thivierge-Hotte	Consulting Services	69,300.00
Canada	Keast, Gregory	Consulting Services	106,025.33
Canada	Kimberley Joanna Davis	Consulting Services	46,402.00
Canada	Kouam, Eric	Consulting Services	33,283.00
Canada	Kouande Kokora Herve	Consulting Services	33,000.00
Canada	Lafrenière, Julie	Consulting Services	80,850.00
Canada	Le Groupe-Conseil Baastel Itée	Other Costs	40,415.00
Canada	Mackenzie, Andrew	Consulting Services	41,000.00
Canada	Mccarney, Patricia	Consulting Services	45,000.00
Canada	Michael Bocliurkiw	Consulting Services	41,650.00
Canada	Mooney, Tiarnach	Consulting Services	34,999.86
Canada	Nasim Haque	Consulting Services	49,400.00

## Major contracts for services and works by UN organization

AGENCY			Contract Value
Location of Supplier	Name of Contractor	Description of Services	USD
<b>UNICEF continued</b>			
Canada	Nkusi Gilbert	Consulting Services	80,000.00
Canada	Noelle Rancourt	Consulting Services	52,500.00
Canada	Offord Centre For Child Studies	Consulting Services	33,962.50
Canada	Oumar B. Hamza	Consulting Services	48,289.20
Canada	Rushdy, Sherif	PSD Other Services	37,500.00
Canada	Sandra Manzardo	Child Protection	31,340.00
Canada	Sethna, Zahra	Consulting Services	42,400.00
Canada	The Communication Initiative	Consulting Services	47,882.00
Canada	Theophile Ntambwe	Consulting Services	104,412.00
Canada	Trncic, Nikola	Consulting Services	78,155.00
Canada	Universalia Management Group	Consulting Services	295,883.00
Canada	University Of British Columbia	NUTRITION	70,653.00
Canada	University Of British Columbia	Consulting Services	230,136.00
Canada	Vibert, Jennifer	Consulting Services	37,200.00
Canada	Vibert, Jennifer	Consulting Services	36,697.36
Canada	Wedge, Joanna	Consulting Services	35,100.00
Canada	Yatchoumba Aline, Simen Epse Kapeu	Consulting Services	73,000.00
Cape Verde	Jan Krzysztof Radwan	Consulting Services	96,720.08
Central African Republic	Alpha Constructions	Education	223,744.51
Central African Republic	Asanga Mokom Samuel	Child Protection	39,531.16
Central African Republic	Atelier A3 Sari	Education	91,847.52
Central African Republic	Bcags	Office premises	47,791.20
Central African Republic	Bouzeboudja Ali	Consulting Services	36,503.73
Central African Republic	Chu-Montell, Jacqueline	Services	36,400.00
Central African Republic	Degla Wanignon Brice	Education	34,000.00
Central African Republic	Hoveyda, Priscillia	Services	55,562.00
Central African Republic	Immo Concept Sari	Education	408,082.32
Central African Republic	Interco	Education	406,337.74
Central African Republic	La King Security Service	Services	36,607.05
Central African Republic	Le Maçon	Education	250,410.40
Central African Republic	Mendiguren De La Vega Berta	Services	38,932.21
Central African Republic	Nelly Lima	Services	82,800.00
Central African Republic	Nelly Lima	Consulting Services	68,210.00
Central African Republic	Service Equipement Centrafrique	NUTRITION	34,015.54
Central African Republic	Strother Gay Shannon	Consulting Services	99,990.00
Central African Republic	Tabiojong Mbeng	Services	54,000.00
Chad	Bossou Yao Gaspard Magnifica	Consulting Services	30,000.00
Chad	Mungu Akonkwa Kagayo Jean Luc	Consulting Services	31,600.00
Chad	Abakar Moussa Chaffa	Supply & Logistics	230,376.07
Chad	Abakar Moussa Chaffa	Services	128,658.18
Chad	Abakar Moussa Chaffa	Consulting Services	47,828.84
Chad	Al Amanna Transport	Supply & Logistics	100,525.17
Chad	Al Amanna Transport	Consulting Services	54,033.06
Chad	Balai Magique	Services	61,650.66
Chad	Bandar	Consulting Services	140,005.28
Chad	Complexe	Supply & Logistics	64,755.39
Chad	Complexe	Services	198,549.26
Chad	Complexe	Consulting Services	139,306.75
Chad	Computer Golfe - Tchad	Services	32,517.01
Chad	Cop Gard	Services	205,185.33
Chad	Copois Thierry	Consulting Services	30,000.00
Chad	D&G Production	Consulting Services	126,776.05
Chad	D&G Productions	Consulting Services	51,993.35
Chad	Entreprise De Construction Et	Consulting Services	93,060.00
Chad	Entreprise Etoile Brillante	WATER AND SANITATION	100,825.57
Chad	Entreprise Wail Trading	WATER AND SANITATION, Well digging	49,157.63
Chad	Etoile De Ville	Consulting Services	146,520.00
Chad	ETS Business Center	Services	43,953.00
Chad	ETS Hout-Hout	Supply & Logistics	118,606.52
Chad	ETS Hout-Hout	Services	532,001.80
Chad	ETS Hout-Hout	Consulting Services	294,540.53
Chad	ETS Wadi Moura	Supply & Logistics	110,639.30
Chad	ETS Wadi Moura	Services	60,220.35
Chad	Europ Assistance	Services	31,115.00
Chad	Global Link International	Services	58,843.71
Chad	Grand Garage	Services	56,540.16
Chad	Hotel Le Meridien-Chari	Services	31,406.49
Chad	Hydro Rural	WATER AND SANITATION, WASH Construction	55,225.80
Chad	Hydrofor - Tchad	Consulting Services	49,500.00
Chad	Julie Pudlowski Consulting	PRINTING	107,261.00
Chad	Kempinski Hotel N'Djaména	Services	54,789.40
Chad	Logistics International Tchad	Supply & Logistics	42,723.89
Chad	Mahamadou Coulibaly	Consulting Services	36,000.00
Chad	Malack Sari	Services	120,598.33
Chad	Mara Karifa	Consulting Services	42,000.00
Chad	Mashidimami	WATER AND SANITATION, WASH Construction	38,945.16
Chad	Nchamoun Chouahibou	Consulting Services	46,000.00
Chad	Raphaël Ikima	Consulting Services	32,000.00
Chad	Sdfc(Société De Développement	WATER AND SANITATION, WASH Construction	47,571.30
Chad	Sdfc(Société De Développement	Consulting Services	49,500.00
Chad	Société Algoni Sari	Services	63,630.00
Chad	Sodjinou Vincent Dossou	Consulting Services	36,000.00
Chad	Sotel Tchad	Services	46,134.00
Chad	Yasmine Challoub	Other Costs	45,000.00
Chile	Alejandra Cortazar Valdes	Child Development	31,188.80
Chile	Anuar Yamil Quesille Vera	Legal/Policy	34,311.08
Chile	Asesorias E Inversiones Alinea	Adolescence, Adolesc	43,398.00
Chile	Consultora Azul Limitada	Child Protection	93,276.90
Chile	Consultora Nicolas Espejo Yaksic	Legal/Policy	80,481.00
Chile	Francisco Devoto Fariña	Child Protection	33,335.50
Chile	Jorge Antonio Figueroa Figueroa	Education	32,787.24
Chile	Leiva Escobar Hermanos Limitada	IT Consultancy Serv	46,420.00
Chile	Lorena Valdebenito Herrera	Child Protection	31,188.80
Chile	Luis Vial Recabarren	Legal/Policy	46,320.00
Chile	Maria Francisca Morales Ahumada	Child Development	50,373.00
Chile	Origen Consultores Ltda	Education	40,935.30
Chile	Pontificia Univ. Catolica De Chile	Child Protection	40,572.00
Chile	Punto Ciego Consultores SA	Education	52,164.00
Chile	Sebastian Carrasco Larrere	Social Services/Soci	35,087.40
Chile	Vigo Consultores SA	Services	173,436.12
Chile	Zanzi Y Laso Profesionales	Social Services/Soci	63,304.00
China	Baidu.Com Times	Consulting Services	50,786.94
China	Beijing Andytans Co Ltd	Other Costs	39,640.27
China	Beijing Andytans Co Ltd	Consulting Services	54,069.83
China	Beijing Caac Pioneer	Equipment & Supplies	60,053.82
China	Beijing Landmark Towers Co Ltd	Consulting Services	33,582.43
China	Beijing Sincerity Labour Service	Consulting Services	43,939.15
China	Child Frontiers Ltd	Consulting Services	684,860.80
China	China Agricultural University	Consulting Services	88,397.00
China	China Institute For	Consulting Services	40,586.18
China	Chow Yuen Yee Silla	Consulting Services	32,000.00
China	College Of Educational Sciences	Consulting Services	48,576.61
China	Comparative Education Research	Consulting Services	166,974.00

## Major contracts for services and works by UN organization

AGENCY			Contract Value
Location of Supplier	Name of Contractor	Description of Services	USD
<b>UNICEF continued</b>			
China	Euro RSCG Advertising Co Ltd	Consulting Services	463,362.83
China	Jiangsu Geology and Engineering Co Ltd	Consulting Services	1,249,000.00
China	Lisa Ng Bow	Consulting Services	54,000.00
China	National Center For Educational Technology	Consulting Services	141,528.75
China	Shi, Ying	Consulting Services	72,000.00
China	Sinobase Database Marketing	Consulting Services	30,991.42
Colombia	Acciones Y Servicios De Telemarketi	Consulting Services	48,360.83
Colombia	Adriana Sanchez Sierra	Consulting Services	39,415.80
Colombia	Amanda Arrieta Pinzon	Consulting Services	44,745.60
Colombia	Amanda Sofia Polanco	Consulting Services	31,818.08
Colombia	Angela Maria Perez Mejia	Consulting Services	33,688.80
Colombia	Atento Colombia SA	Consulting Services	158,955.67
Colombia	Beatriz Cespedes	Consulting Services	74,513.42
Colombia	Bitacora Consultores Ltda	Consulting Services	184,433.30
Colombia	Carlos Alviar	Misc NonStd NonStock	72,000.00
Colombia	Centro Nacional De Consultoria	Consulting Services	118,965.25
Colombia	Centro Nacional De Consultoria Ltda	Consulting Services	41,709.44
Colombia	Diana Isabel Ramirez	Consulting Services	73,266.45
Colombia	Diana Maritza Romero	Consulting Services	31,524.00
Colombia	Easy Social Systems Ltd	Consulting Services	48,000.00
Colombia	Econometria SA	Consulting Services	39,415.90
Colombia	Editorial Gente Nueva	Consulting Services	46,359.06
Colombia	Estrategia Atletica Org. Deportiva	Consulting Services	92,723.54
Colombia	Guillermo Navas	Consulting Services	37,338.42
Colombia	Helbert Esteban Muñoz	Consulting Services	31,524.00
Colombia	Inversiones Libra SA	Consulting Services	42,704.53
Colombia	Karol Andrea Sanchez Diaz	Consulting Services	40,033.51
Colombia	Leandro Santamaria Rendon	Consulting Services	35,795.33
Colombia	Lina Maria Lopez	Consulting Services	33,688.80
Colombia	Luz Stella Cataño Henao	Consulting Services	32,033.50
Colombia	Oriando Scoppetta	Consulting Services	163,099.32
Colombia	Oriando Tovar	Consulting Services	42,359.85
Colombia	Paola Pineda	Consulting Services	30,681.73
Colombia	Pedro Quijano Samper	Consulting Services	34,362.58
Colombia	Rodrigo Ivan Sepulveda Lopez De Mes	Consulting Services	38,478.82
Colombia	Sherrytel Soluciones	Consulting Services	252,982.16
Colombia	Soraya Maria Hoyos Pinzon	Consulting Services	43,500.00
Colombia	Union Temporal Gestion Empresas	Consulting Services	84,623.66
Colombia	Universidad De Los Andes	Consulting Services	201,229.04
Colombia	Universidad Nacional De Colombia	Consulting Services	186,099.00
Colombia	Zandra Consuelo Estupiñan	Consulting Services	31,447.90
Comoros	Abicom	Consulting Services	37,085.87
Comoros	Ben Aboubacar	Consulting Services	39,521.02
Comoros	Egobg ( Entreprise Generale De Cons	Consulting Services	49,459.64
Comoros	El Anrif Construction	Consulting Services	31,957.94
Comoros	Graphica Imprimerie	Consulting Services	39,677.99
Comoros	Sameco	Consulting Services	30,395.71
Comoros	Sotrageci	Consulting Services	33,720.06
Congo	AIC	Consulting Services	252,227.56
Congo	BEBATP	Consulting Services	171,896.59
Congo	Cobat	Consulting Services	74,811.54
Congo	Ema Sandra Macia	Consulting Services	32,984.07
Congo	Enock Afrique	Consulting Services	64,987.73
Congo	Julie Pudlowski	Consulting Services	83,160.00
Congo	Residence Elonda De Kintele	Consulting Services	58,117.58
Congo	Scab Congo Sa	Consulting Services	67,846.80
Costa Rica	Dehuel Fernando Pérez Galeas	Consulting Services	36,330.45
Costa Rica	Juliana Martínez Franzoni	Policy Analysis	30,000.00
Costa Rica	Luis Diego Barahona Ortega	Consulting Services	47,051.96
Costa Rica	O'Donnell, Daniel	Child Protection	50,248.00
Costa Rica	Seder	Consulting Services	49,288.00
Costa Rica	Socioanálisis América Latina	Consulting Services	59,895.80
Cote d'Ivoire	2TD	Other Costs	139,097.66
Cote d'Ivoire	2TD	Consulting Services	45,564.43
Cote d'Ivoire	Abeda Sarl	Other Costs	134,375.20
Cote d'Ivoire	Agence Charlestown Location	Other Costs	65,359.55
Cote d'Ivoire	Agence Nationale	Consulting Services	94,742.04
Cote d'Ivoire	Ama Kouman E.L.E	Other Costs	82,000.00
Cote d'Ivoire	Aviso-Côte D'Ivoire Multi-Média	Other Costs	129,678.96
Cote d'Ivoire	Batiment Travaux Publics	Other Costs	148,996.87
Cote d'Ivoire	Bureau National D'Etudes Techniques	Programme Management	96,662.50
Cote d'Ivoire	Cegec	Other Costs	72,365.00
Cote d'Ivoire	Compagnie D'Ingenierie Geologique	Other Costs	124,973.28
Cote d'Ivoire	Compagnie Nationale Des	Other Costs	45,309.73
Cote d'Ivoire	Cotopci Sarl	Other Costs	74,250.42
Cote d'Ivoire	Deriksa	Other Costs	293,722.52
Cote d'Ivoire	Deriksa	Consulting Services	50,811.90
Cote d'Ivoire	Dounam	Other Costs	65,012.10
Cote d'Ivoire	E.B.A.T.E	Consulting Services	33,677.70
Cote d'Ivoire	E.P.T.P	Consulting Services	43,513.62
Cote d'Ivoire	Ecabefo	Other Costs	35,145.00
Cote d'Ivoire	EICA	Other Costs	103,453.30
Cote d'Ivoire	Eirtel - Entreprise Ivoirienne	Other Costs	36,534.79
Cote d'Ivoire	Emc	Services	33,994.00
Cote d'Ivoire	Emeb-Ci	Other Costs	337,592.28
Cote d'Ivoire	EMI	Other Costs	103,820.76
Cote d'Ivoire	Entreprise 2 AA Services	Other Costs	98,005.11
Cote d'Ivoire	Entreprise Somanda	Other Costs	76,028.08
Cote d'Ivoire	Entreprise Akissi Construction	Other Costs	59,733.34
Cote d'Ivoire	Entreprise Eisie	Other Costs	49,867.56
Cote d'Ivoire	Entreprise Ele	Consulting Services	75,565.77
Cote d'Ivoire	Entreprise Le N'Zi	Other Costs	45,319.24
Cote d'Ivoire	Entreprise Yeo Dogatiene (E.Y.D)	Consulting Services	81,319.94
Cote d'Ivoire	Ets Essi Location	Other Costs	64,430.61
Cote d'Ivoire	ETS Fomba Coulibaly	Other Costs	72,382.12
Cote d'Ivoire	ETS Nes	Other Costs	191,530.89
Cote d'Ivoire	ETS Silue Nahouo	Other Costs	150,873.68
Cote d'Ivoire	ETS Silue Nahouo	Consulting Services	30,832.62
Cote d'Ivoire	Express Services	Other Costs	50,670.78
Cote d'Ivoire	Kelemourou Coulibaly	Other Costs	43,270.85
Cote d'Ivoire	Koffi Amani Emmanuel	Consulting Services	39,783.58
Cote d'Ivoire	Konate Abdoulaye	Consulting Services	60,309.34
Cote d'Ivoire	Le Cygne	Other Costs	71,592.84
Cote d'Ivoire	Mbf Entreprise	Other Costs	37,658.34
Cote d'Ivoire	Rti Publicite	Other Costs	39,905.24
Cote d'Ivoire	Sadege - Sté Africaine D'Entreprise	Other Costs	30,699.13
Cote d'Ivoire	Societe Ivoirienne De Construction	Other Costs	41,363.36
Cote d'Ivoire	Sodentour / Hotel President	Training - Other	53,934.00
Cote d'Ivoire	Sodentour / Hotel President	Other Costs	31,618.69
Cote d'Ivoire	Solv-Services	Other Costs	61,992.60
Cote d'Ivoire	Soro Namogo Drissa (Ets Snd)	Other Costs	42,420.00
Cote d'Ivoire	Tyrone Building	Consulting Services	34,749.48
Cote d'Ivoire	Vigassistance	Other Costs	126,223.40

## Major contracts for services and works by UN organization

AGENCY	Location of Supplier	Name of Contractor	Description of Services	Contract Value USD
UNICEF continued				
	Cote d'Ivoire	Yamse	Other Costs	50,755.01
	Croatia	Edukacijsko-Rehabilitacijski F.	Early Childhood Dev	46,396.46
	Croatia	Institut Društvenih Znan. Ivo Pilar	Evaluation	68,975.64
	Croatia	Ipsos Puls D.O.O.	Early Childhood Dev	34,808.80
	Democratic Republic of the Congo	Abdikadir Hassan Haji	Consulting Services	48,006.00
	Democratic Republic of the Congo	Ade Nadege Piniel	Consulting Services	47,080.00
	Democratic Republic of the Congo	Apede	Health	167,690.00
	Democratic Republic of the Congo	Atua Matindii Benjamin	Malaria Control	94,270.00
	Democratic Republic of the Congo	Bagec Sprl	Consulting Services	44,362.80
	Democratic Republic of the Congo	Batiseurs Independants Du Congo	ARCHITECT/ENGINEERING, Construction work	48,628.80
	Democratic Republic of the Congo	Batiseurs Independants Du Congo	Consulting Services	48,628.80
	Democratic Republic of the Congo	Batiseurs Independants Du Congo	Health	192,059.00
	Democratic Republic of the Congo	Bernard Malonga Kitambala	Consulting Services	44,000.00
	Democratic Republic of the Congo	Cconcept	Consulting Services	45,420.00
	Democratic Republic of the Congo	Christian Burgle	Consulting Services	80,006.00
	Democratic Republic of the Congo	Claude Kacil Morj	Consulting Services	36,000.00
	Democratic Republic of the Congo	CMCT Fcb	Consulting Services	147,411.68
	Democratic Republic of the Congo	CNRD	Health	198,486.42
	Democratic Republic of the Congo	Connecteo	Consulting Services	230,400.00
	Democratic Republic of the Congo	Connecteo	IT & OFFICE SUPPLIES	147,300.00
	Democratic Republic of the Congo	Didine Nkinsi Ombel	Consulting Services	57,369.71
	Democratic Republic of the Congo	Drida - Domaine De Rehabilitation	Consulting Services	35,606.30
	Democratic Republic of the Congo	Egmik	Health	42,526.89
	Democratic Republic of the Congo	FDSS (Fonds Dev Serv Sant)	Consulting Services	2,826,196.00
	Democratic Republic of the Congo	Franck Kabangu	Consulting Services	34,997.00
	Democratic Republic of the Congo	Generale D'Etudes Et De Conseils	ARCHITECT/ENGINEERING	37,500.00
	Democratic Republic of the Congo	Generco	Health	66,175.92
	Democratic Republic of the Congo	Getraço	Consulting Services	414,820.71
	Democratic Republic of the Congo	Gonhoueu Mabea Jacques	Consulting Services	86,353.00
	Democratic Republic of the Congo	Hdw Goma	Consulting Services	124,800.00
	Democratic Republic of the Congo	Institut National Des Arts (Ina)	Consulting Services	58,520.00
	Democratic Republic of the Congo	Iriff/Fisa	Health	163,229.40
	Democratic Republic of the Congo	Jean-Pierre Masuku	Consulting Services	37,082.83
	Democratic Republic of the Congo	KPMG Rdc	Consulting Services	548,650.00
	Democratic Republic of the Congo	Lec Sprl	ARCHITECT/ENGINEERING, Construction work	87,411.80
	Democratic Republic of the Congo	Lec Sprl	Health	71,344.98
	Democratic Republic of the Congo	MDF Afrique Centrale	Consulting Services	132,804.45
	Democratic Republic of the Congo	Michael Annett	Consulting Services	49,000.98
	Democratic Republic of the Congo	M/Mbakwa Bienfait	Consulting Services	32,500.00
	Democratic Republic of the Congo	Objectif Demain Au Soleil - O.D.S.	Health	72,577.59
	Democratic Republic of the Congo	Sadi	Health	139,692.60
	Democratic Republic of the Congo	Scmd	Health	34,428.39
	Democratic Republic of the Congo	Societe De Genie Et De Construction	Consulting Services	190,993.50
	Democratic Republic of the Congo	Sogin	Health	122,268.67
	Democratic Republic of the Congo	Solidarites Prestataires Des	Consulting Services	32,976.00
	Democratic Republic of the Congo	Swanepoel Miba Kassai	ARCHITECT/ENGINEERING, Construction work	79,844.41
	Democratic Republic of the Congo	Transcultural Psychosocial	Consulting Services	55,321.00
	Democratic Republic of the Congo	Unico Sprl	ARCHITECT/ENGINEERING, Construction work	98,945.80
	Democratic Republic of the Congo	Winnie Muinga Ilunga	Consulting Services	40,950.00
	Democratic Republic of the Congo	Yao Ngussan Honore Berenger	Consulting Services	83,473.00
	Democratic Republic of the Congo	Yetu	Health	48,697.50
	Denmark	Aage Joergensen	Consulting Services	100,391.00
	Denmark	Allianceplus A/S	Admin/Personnel/Fina	477,036.67
	Denmark	Applicon A/S	Consulting Services	35,999.60
	Denmark	Bravida Danmark A/S	Admin/Personnel/Fina	35,999.60
	Denmark	Christy Dow Hoke	Consulting Services	33,000.00
	Denmark	Damco International A/S	FREIGHT FORWARDING	8,681,902.75
	Denmark	Dhl	Consulting Services	32,173.35
	Denmark	DHL Global Forwarding (Denmark) A/S	FREIGHT FORWARDING	1,581,767.94
	Denmark	Falck Healthcare A/S	Admin/Personnel/Fina	47,765.25
	Denmark	Fc Multiservice Tomrer	LABORATORY SUPPLIES	32,753.56
	Denmark	Freeport Security Aps	Admin/Personnel/Fina	188,278.69
	Denmark	Hewlett -Packard Aps	IT Other Services	100,080.56
	Denmark	Iwgia-International Work Group For	Consulting Services	35,750.00
	Denmark	Jacobsen Catering Service Aps	Admin/Personnel/Fina	128,234.88
	Denmark	Jettes Bus	Admin/Personnel/Fina	112,774.38
	Denmark	Kemp & Lauritzen A/S	Admin/Personnel/Fina	190,498.39
	Denmark	Kuehne & Nagel A/S	Education	124,500.00
	Denmark	Kuehne & Nagel A/S	FREIGHT FORWARDING	37,075,256.01
	Denmark	Kuehne & Nagel A/S	Services	773,502.99
	Denmark	Marius Pedersen A/S	Services	48,986.38
	Denmark	Modulex	Communication (Publi)	71,751.11
	Denmark	Personale-Service Humanizer Aps	Consulting Services	91,840.32
	Denmark	Pricewaterhousecoopers	Consulting Services	38,860.00
	Denmark	Psion Aps	IT Other Services	48,986.38
	Denmark	Samdal Vikene, Ingunn	Consulting Services	40,831.00
	Denmark	Scan Global Logistics A/S	FREIGHT FORWARDING	26,339,172.20
	Denmark	Sharipova Muborak	Consulting Services	33,302.67
	Denmark	TDC A/S	IT & OFFICE SUPPLIES	465,542.24
	Denmark	Unsp - Copenhagen	Profession. training	32,229.00
	Denmark	University Of Copenhagen	OTHER	49,351.00
	Djibouti	Ecopis SA	Consulting Services	117,004.72
	Djibouti	G4S Djibouti Sarl	Other Costs	41,301.39
	Djibouti	G4S Djibouti Sarl	Security	41,301.39
	Dominican Republic	Manfred Ilianoch Tamayo Cruz	Consulting Services	34,199.75
	Dominican Republic	Mirko Rennola	Consulting Services	40,938.00
	Ecuador	Ayala Consulting	Consulting Services	1,459,200.00
	Ecuador	Francesca Mondello	Consulting Services	57,200.00
	Ecuador	Fundacion Observatorio Social	Consulting Services	45,000.00
	Ecuador	Innovaoffice Cia. Ltda.	Consulting Services	46,000.00
	Ecuador	Pmgglobal Cia. Ltda	Consulting Services	45,000.00
	Ecuador	Publicitas Compania Anonima De	Consulting Services	30,000.00
	Ecuador	Roque Iturralde Cia. Ltda.	Consulting Services	40,825.00
	Egypt	Above And Below	Consulting Services	245,128.95
	Egypt	Arab Council For Childhood	Consulting Services	30,250.18
	Egypt	Aspire	Consulting Services	44,719.58
	Egypt	Beit El Karma	Consulting Services	48,768.99
	Egypt	Center For Development Services	Consulting Services	70,413.51
	Egypt	Chemonics Egypt	Consulting Services	69,048.89
	Egypt	Development Works International	Training - Other	32,414.00
	Egypt	Egyptian Society For Population	Consulting Services	61,821.03
	Egypt	Engineering&Management Consultants	Consulting Services	32,206.13
	Egypt	Kasr El Einy Unit For Community	Consulting Services	49,188.14
	Egypt	Moataz Hisham Abdelgawad Ragab	Consulting Services	55,000.69
	Egypt	Naqlaa Ahmed Shawky Arafa	Consulting Services	51,500.12
	Egypt	North South Consultants Exchange	Consulting Services	40,052.18
	Equatorial Guinea	Global Business Supply, SL	Cleaning services	31,361.71
	Eritrea	Almaz Mealo	Office premises	60,000.00
	Ethiopia	Aau Special Fund Account	Consulting Services	152,123.88
	Ethiopia	ABH Services PLC	Consulting Services	579,609.80
	Ethiopia	ABH Services PLC	Monitoring & Evaluat	504,117.16
	Ethiopia	Abitimech Engineering P.L.C	Emergency Programme	54,459.54
	Ethiopia	Abiy Atework Building Contractor	Health	468,004.27



## Major contracts for services and works by UN organization

AGENCY			Contract Value
Location of Supplier	Name of Contractor	Description of Services	USD
UNICEF continued			
Ethiopia	Abyssinian Flight Services P L C	Other Costs	49,999.54
Ethiopia	Akakas Logistics PLC	Other Costs	49,997.86
Ethiopia	Akakas Logistics PLC	Supply & Logistics	86,656.51
Ethiopia	Akakas Logistics PLC	TRANSPORT	55,054.81
Ethiopia	Ameha Addege	Consulting Services	41,517.07
Ethiopia	Aryam Tour & Car Rent	FREIGHT FORWARDING	32,125.21
Ethiopia	Atlantic Freight Transport	Other Costs	149,993.58
Ethiopia	Bds Center For Development	Consulting Services	41,181.29
Ethiopia	Bizuhan Birhanu	Consulting Services	36,000.00
Ethiopia	Breakthrough International Consultancy PLC	Consulting Services	165,744.67
Ethiopia	Cimran General Construction	Other Costs	49,944.96
Ethiopia	Clear Impact Consult	Consulting Services	40,810.63
Ethiopia	Dynamic Development Studies &	Consulting Services	80,864.95
Ethiopia	Ebba Engineering PLC	Other Costs	34,081.44
Ethiopia	Ebyet General Trading PLC	Other Costs	31,922.73
Ethiopia	Edomias International PLC	Other Costs	284,332.18
Ethiopia	Ethioder PLC	Consulting Services	30,186.39
Ethiopia	Ethioder PLC	Health	77,042.37
Ethiopia	Gelebo Sengogo	Consulting Services	40,687.39
Ethiopia	Geshen Transport PLC	Emergency Programme	33,997.95
Ethiopia	Geshen Transport PLC	Health	184,583.12
Ethiopia	Geshen Transport PLC	TRANSPORT	351,135.07
Ethiopia	Getachew Kassaye & Co	Supply & Logistics	46,605.31
Ethiopia	Jarco Consulting PLC	Consulting Services	390,317.52
Ethiopia	KK Building Contractor	Consulting Services	171,237.74
Ethiopia	Lina Jalouqa	Consulting Services	36,000.00
Ethiopia	Lion Security Service PLC	Consulting Services	34,457.10
Ethiopia	Lion Security Service PLC	Other Costs	62,345.48
Ethiopia	Manan Kotak	Consulting Services	49,548.84
Ethiopia	Mekonnen Seid Private Freight	Other Costs	299,987.16
Ethiopia	Merit Management Consult PLC	Admin/Personnel/Fina	146,139.94
Ethiopia	Merit Management Consult PLC	Supply & Logistics	48,919.33
Ethiopia	Orbit Engineering & Construction PLC	Health	226,903.83
Ethiopia	Pacimar Trading & Consultancy PLC	Consulting Services	88,992.96
Ethiopia	Peter Lukwiya	Consulting Services	42,704.72
Ethiopia	Pirkko Liisa Heinonen	Consulting Services	35,200.00
Ethiopia	Rabco General Construction PLC	Consulting Services	277,269.50
Ethiopia	Region 5 Transport & Construction Company	Consulting Services	92,375.92
Ethiopia	Region 5 Transport & Construction Company	Equipment & Supplies	56,192.87
Ethiopia	Region 5 Transport & Construction Company	Health	98,208.33
Ethiopia	Region 5 Transport & Construction Company	Monitoring & Evaluat	85,818.53
Ethiopia	Region 5 Transport & Construction Company	TRANSPORT	62,081.22
Ethiopia	Securicor Ethiopia P L C	Other Costs	68,543.24
Ethiopia	Sof Omar Construction Machinery R	Emergency Programme	59,261.50
Ethiopia	Sophia Nesri	OTHER	45,000.00
Ethiopia	Talawanag Labour Association	Other Costs	36,593.34
Ethiopia	Tewodros Tefera Car Rental	FREIGHT FORWARDING	37,002.86
Ethiopia	Tewodros Tefera Car Rental	Health	319,686.22
Ethiopia	Trust Protection & Personnel	Other Costs	31,673.91
Ethiopia	Wings Education And Media PLC	Consulting Services	74,873.35
Ethiopia	WLP Film Production & Advertising PLC	Consulting Services	370,398.66
Ethiopia	Wondu A. Gebresilasie	NUTRITION	40,710.00
Fiji	Oceanic Communication Ltd	Consulting Services	127,890.38
Fiji	Sofitel Fiji Resort & Spa	Consulting Services	54,598.37
Finland	Hilli, Sylvi	Consulting Services	39,000.00
Finland	Laura Keihäs	Consulting Services	36,000.00
Finland	Tessa Rintala	EPI	41,000.00
France	Amp Services	EPI	75,229.00
France	Anne Berton Rafael	Consulting Services	70,200.00
France	Anne-Celine Delinger	Consulting Services	44,750.00
France	Bal Mamadou	Consulting Services	75,806.00
France	Brigitte Thirus Helali	Consulting Services	203,385.00
France	Brizard, Patrice	Consulting Services	58,800.00
France	Carol Watson	Consulting Services	32,450.00
France	Germain, Galeano Lidia	Consulting Services	62,100.00
France	Grant Angeline Emily	Consulting Services	32,503.38
France	Hydroconseil	Consulting Services	408,867.00
France	IEC Telecom	IT Comm/Connect Serv	71,360.00
France	Jean Claude Hameidat	Consulting Services	51,500.00
France	Kelley, Allison	Consulting Services	44,000.00
France	Laurence, Hugues	Consulting Services	78,540.00
France	Magnum Photos Sarl	Services	170,000.00
France	Marie Wernham	Consulting Services	55,620.00
France	Marion Prats	Consulting Services	34,366.00
France	Mcconnell, Robert	Policy Analysis	30,756.00
France	Melocco, Marie	Consulting Services	30,150.00
France	Mingat, Alain Jean Louis	Consulting Services	33,330.00
France	Mingat, Alain Jean, Louis	Consulting Services	40,745.47
France	Olivier, Marie	Consulting Services	60,200.01
France	Orange Logic Europe Sarl	Consulting Services	120,000.00
France	Pierre Ferry	Consulting Services	38,000.00
France	Plusconsultants	Consulting Services	40,100.00
France	Popotte, Felix	Consulting Services	44,000.00
France	Sanofi Pasteur	Services	23,800,000.00
France	Sardouk	Other Costs	33,993.22
France	Terence John Hart	Consulting Services	80,180.00
France	Tomaszek Rene Bernard Michel	Consulting Services	48,500.00
France	Urgence, Réhabilitation,	Consulting Services	59,949.83
France	Vachon, Marc	Consulting Services	48,006.00
France	Visser-Valfrey, Muriel	Consulting Services	57,025.00
France	Yvan Michel Andre Grayel	Consulting Services	33,300.00
France	Yves Marie Robert Mazard	Consulting Services	30,754.25
Gabon	Bianche Reine Mebaley	Consulting Services	38,500.00
Gabon	Entreprise Y. Nyingone	Services	32,558.40
Gabon	Venant Felicien Boussougou	Consulting Services	32,508.00
Georgia	Act Research	Child Protection	39,636.21
Georgia	Anastasia Mshvidobadze	Consulting Services	48,276.32
Georgia	Gmt Hotels Lic	Services	31,110.75
Georgia	Tea Machaidze	Consulting Services	40,674.35
Germany	Devstats	Consulting Services	58,800.00
Germany	Hartmut Androsch	Consulting Services	66,000.00
Germany	Icon-Institut Public Sector GmbH	Consulting Services	68,000.00
Germany	Karin Seyfert	Consulting Services	64,000.00
Germany	Krug Von Nidda, Helen	Admin/Personnel/Fina	48,700.00
Germany	Mahanty, Binod	Consulting Services	76,600.00
Germany	Majewski, Sebastian	Consulting Services	69,000.00
Germany	Wesche, Peter	IT Consultancy Serv	34,996.00
Germany	Youth Media Consulting	Communication	116,776.24
Ghana	Artexcel	Consulting Services	35,636.59
Ghana	Boampong, Michael	Consulting Services	35,000.00
Ghana	KPMG	Consulting Services	133,711.10
Ghana	Participatory Development Association	Consulting Services	450,175.15
Ghana	Pricewaterhousecoopers (Ghana) Ltd	Child Protection	57,541.00

## Major contracts for services and works by UN organization

AGENCY	Location of Supplier	Name of Contractor	Description of Services	Contract Value USD
<b>UNICEF continued</b>				
	Ghana	Pricewaterhousecoopers (Ghana) Ltd	Consulting Services	104,012.73
	Ghana	Rose Adisenu Doe	Consulting Services	52,960.18
	Ghana	Stephen Ntow	Water & Environmenta	52,763.00
	Ghana	Synovate Market Research Services L	Health	32,290.00
	Greece	Mark Todd	Basic Education	118,350.00
	Guatemala	Centro De Comunicación Para El	Consulting Services	308,303.15
	Guatemala	Jmatute	Consulting Services	86,115.10
	Guatemala	Organismo Indigena Para La	Consulting Services	35,000.00
	Guatemala	Saul Martinez Producciones	Consulting Services	113,197.06
	Guatemala	Triton Imagen & Comunicaciones	Consulting Services	30,314.58
	Guinea	Assistance Publique De	Misc NonStd NonStock	30,000.00
	Guinea	Batir	Consulting Services	141,062.00
	Guinea	Betec	Consulting Services	57,289.00
	Guinea	Build Africa	Consulting Services	51,904.37
	Guinea	Club Amis Du Monde	Other Partnerships	74,193.00
	Guinea	Consortium Nord Sud	Equipment & Supplies	40,908.00
	Guinea	ECB-TP	Consulting Services	146,225.00
	Guinea	ECC	Misc NonStd NonStock	168,030.00
	Guinea	EDF	Misc NonStd NonStock	159,620.00
	Guinea	EHC	Consulting Services	152,963.00
	Guinea	EJC	Consulting Services	175,020.00
	Guinea	Exacts Developpement	Misc NonStd NonStock	40,000.00
	Guinea	G4S Services De Securite Guinee	Consulting Services	35,718.21
	Guinea	Guitrab	Consulting Services	131,127.00
	Guinea	Hassan M. Hotait	Consulting Services	54,000.00
	Guinea	Id2S	Consulting Services	66,648.94
	Guinea	Leader Services	Consulting Services	134,320.00
	Guinea	Moka Express	Misc NonStd NonStock	62,699.01
	Guinea	Moly Travaux	Consulting Services	108,835.00
	Guinea	Pride/Guinée Revenus Locaux	Other Partnerships	198,621.00
	Guinea	Sata Afrique	Consulting Services	73,807.00
	Guinea	Socadi	Misc NonStd NonStock	460,918.00
	Guinea	Stratweg	Misc NonStd NonStock	37,960.00
	Guinea-Bissau	Africa Furo E Construcao	Consulting Services	515,722.20
	Guinea-Bissau	Baga-Baga Construcoes Lda	Consulting Services	116,961.38
	Guinea-Bissau	Camara Facely	Consulting Services	56,017.76
	Guinea-Bissau	Eduardo Garcia Construcoes	Consulting Services	56,382.16
	Guinea-Bissau	Enasac SA	Consulting Services	363,609.60
	Guinea-Bissau	Gregoria Gomes Sarr Keita	Consulting Services	32,046.24
	Guinea-Bissau	Grupo Siper Lda	Consulting Services	239,294.25
	Guinea-Bissau	Obras De Thomas	Consulting Services	163,609.13
	Guinea-Bissau	Pama Construcoes	Consulting Services	318,527.18
	Guinea-Bissau	SAS - Servicio De Agua E Saneamento	Consulting Services	305,816.40
	Haiti	Alain Villard	Leasing & rental	102,000.00
	Haiti	Al-Nammari, Said	Consulting Services	36,500.00
	Haiti	Ameco SA	Security services	45,744.84
	Haiti	Anabelle Royer	Consulting Services	42,247.08
	Haiti	Antoine Hogarth	Other Costs	137,805.97
	Haiti	Arca Communication Marketing	Consulting Services	59,974.00
	Haiti	Archiplus	ARCHITEC/ENGINEERING, Construction work	224,406.84
	Haiti	Batir Et Restaurer	ARCHITEC/ENGINEERING, Construction work	117,608.47
	Haiti	Best Deal Car Rental	Equipment & Supplies	126,451.00
	Haiti	Bourvil SA	ARCHITEC/ENGINEERING, Construction work	250,324.22
	Haiti	Brides	Consulting Services	108,942.33
	Haiti	Centre De Form. Et D'Enc. Techn.	Consulting Services	106,960.00
	Haiti	Centre Pour La Promotion De	Consulting Services	47,205.99
	Haiti	Classic Location	Consulting Services	128,188.81
	Haiti	Clean Rite	Cleaning services	40,926.02
	Haiti	Club Indigo	Consulting Services	31,892.75
	Haiti	Club Indigo	Training - Other	62,029.00
	Haiti	Comcel	IT Comm/Connect Serv	56,880.00
	Haiti	Consultation Plus	Consulting Services	248,968.80
	Haiti	Delog Services	PSD Printing Serv.	51,100.00
	Haiti	Empire Rent A Car And Truck Service	Other Costs	61,606.00
	Haiti	Empire Rent A Car And Truck Service	TRANSPORT	65,500.00
	Haiti	Enaco	ARCHITEC/ENGINEERING, Construction work	164,315.79
	Haiti	Equipement Plus	Equipment & Supplies	79,575.00
	Haiti	Equipement Plus	Leasing & rental	36,900.00
	Haiti	Etienne Jc Company Of Transport	Equipment & Supplies	393,550.00
	Haiti	Etienne Jc Company Of Transport	Other Costs	47,700.00
	Haiti	Etienne Jc Company Of Transport	TRANSPORT	180,500.00
	Haiti	EXL Consulting Group	OTHER	60,700.00
	Haiti	Express Logistics Services	Equipment & Supplies	41,555.00
	Haiti	GB Design	ARCHITEC/ENGINEERING, Construction work	425,704.16
	Haiti	GBS	Other Costs	192,440.32
	Haiti	Hotel Le Plaza	Other Costs	55,821.90
	Haiti	Ihfosed	Consulting Services	80,038.70
	Haiti	Ihfosed	Services	234,712.50
	Haiti	Imprimerie Le Natal	PRINTING	53,500.00
	Haiti	Ingeobras Caribe	Services	48,000.00
	Haiti	Institut Haitien De L'enfance	Consulting Services	450,000.00
	Haiti	Intell Consult	Consulting Services	42,413.32
	Haiti	Jedco SA	Cleaning services	1,778,373.92
	Haiti	Jedco SA	Consulting Services	495,000.00
	Haiti	Le Contracteur SA	ARCHITEC/ENGINEERING, Construction work	241,580.35
	Haiti	Lopas SA	ARCHITEC/ENGINEERING, Construction work	545,248.65
	Haiti	Lutanius Renaudin	Consulting Services	49,436.13
	Haiti	Miyamoto	ARCHITEC/ENGINEERING, Construction work	35,000.00
	Haiti	Pap SA	Security services	229,551.00
	Haiti	Philippe A. Cineas	Other Costs	72,000.00
	Haiti	Pisaco	ARCHITEC/ENGINEERING, Construction work	357,879.67
	Haiti	Silvia Ramos Martinez	Consulting Services	71,500.00
	Haiti	Sodec International	Consulting Services	77,494.57
	Haiti	Sodec International	Other Costs	98,267.71
	Haiti	Sodec International	Services	392,634.00
	Haiti	Stephane Lapiere	Consulting Services	37,613.42
	Haiti	Yves Coles	Leasing & rental	40,000.00
	India	Abc Consultants Pvt Ltd	Admin/Personnel/Fina	44,997.12
	India	Achari Anupj Panchanan	Consulting Services	93,500.00
	India	Agrawal, Dinesh Kumar	Consulting Services	44,667.00
	India	Amar Raj Singh Sehmi	Consulting Services	36,259.65
	India	Anuradha Mundra	Consulting Services	51,000.00
	India	Apt-Progress	Health	61,070.71
	India	Ashirbad Intcon Pvt Ltd	Office premises	32,225.52
	India	Attitude	Advocacy	102,819.80
	India	Attitude	Child Protection	77,999.02
	India	Attitude	Education	50,518.19
	India	Avalon Information Systems Pvt Ltd	Consulting Services	55,599.81
	India	Avalon Information Systems Pvt Ltd	Emergency Programme	105,010.28
	India	Avalon Information Systems Pvt Ltd	Monitoring & Evaluat	55,009.19
	India	Avalon Information Systems Pvt Ltd	Programme Statistics	33,918.97
	India	Bace Marketing Pvt Ltd	Water & Environmenta	45,193.31
	India	Bhabani Print And Publications	Services	45,275.08

## Major contracts for services and works by UN organization

AGENCY			Contract Value
Location of Supplier	Name of Contractor	Description of Services	USD
UNICEF continued			
India	Bharat Krishnan	Consulting Services	45,008.00
India	Bharti Airtel Ltd	Admin/Personnel/Fina	45,064.25
India	Bharti Airtel Ltd	IT Comm/Connect Serv	88,117.51
India	Breastfeeding Promotion	Services	33,802.40
India	Centre For Advocacy and Communication Pvt Ltd	Advocacy	47,759.62
India	Centre For Advocacy and Communication Pvt Ltd	Services	63,245.25
India	Centre For Media Studies	Advocacy	95,270.97
India	Centre For Media Studies	Programme Communicat	168,600.25
India	Centre For Media Studies	Water & Environmenta	76,359.57
India	Community Led Total	Consulting Services	283,459.00
India	Corporate Housekeeping Services	Admin/Personnel/Fina	35,678.03
India	Corporate Housekeeping Services	Services	159,695.17
India	Deloitte Touche Tohmatsu	Evaluation	47,901.98
India	Deloitte Touche Tohmatsu	Health	693,058.85
India	DGM India Internet Marketing	Advocacy	59,211.60
India	DGM India Internet Marketing	Resource Mobilization	71,321.92
India	DRAFTFCB+Ulka Advertising Pvt Ltd	Programme Communicat	48,085.83
India	DRAFTFCB+Ulka Advertising Pvt Ltd	Water & Environmenta	146,204.76
India	Drishit	Programme Communicat	83,608.13
India	Economic Research Foundation	Consulting Services	269,905.00
India	EPS Designs India Pvt Ltd	Services	429,277.68
India	Ernst And Young Private Ltd	NUTRITION	40,777.78
India	Ernst And Young Private Ltd	Social Mobilization	43,306.65
India	Feedback Foundation Trust	Services	44,999.33
India	Feedback Ventures Private Ltd	Water & Environmenta	91,175.18
India	G4S Secure Solutions (India)	Admin/Personnel/Fina	150,358.30
India	G4S Secure Solutions (India)	Security services	47,778.84
India	G4S Secure Solutions (India)	Services	277,448.79
India	Geeta Syamdas Menon	Education	48,844.49
India	Gfk Mode Pvt Ltd	Consulting Services	41,330.23
India	Group M Media India Private Ltd	Services	1,081,259.66
India	Hindustan Latex Family	Health	832,745.02
India	Hindustan Latex Family Planning	Health	40,692.02
India	Hindustan Thompson Associates Pvt	Advocacy	80,135.33
India	Hindustan Thompson Associates Pvt	AIDS/HIV;STD; Youth	265,126.86
India	Hindustan Thompson Associates Pvt	Child Protection	126,693.18
India	Icra Management Consulting	Advocacy	220,775.67
India	Icra Management Consulting	AIDS/HIV;STD; Youth	56,727.13
India	Icra Management Consulting	Child Protection	750,009.47
India	Icra Management Consulting	Child Rights (CRC)	71,551.20
India	Icra Management Consulting	Children & HIV/AIDS	34,373.30
India	Icra Management Consulting	Consulting Services	158,140.90
India	Icra Management Consulting	Education	550,675.60
India	Icra Management Consulting	Health	1,046,941.49
India	Icra Management Consulting	HIV/AIDS	58,253.47
India	Icra Management Consulting	Maternal & Child Hea	102,312.13
India	Icra Management Consulting	Maternal, Newborn &	54,028.06
India	Icra Management Consulting	Monitoring & Evaluat	63,768.90
India	Icra Management Consulting	NUTRITION	495,339.51
India	Icra Management Consulting	OTHER	85,434.00
India	Icra Management Consulting	Planning	43,614.15
India	Icra Management Consulting	Programme Communicat	451,098.47
India	Icra Management Consulting	Services	378,449.80
India	Icra Management Consulting	Social Planning (Soc	67,647.38
India	Icra Management Consulting	Water & Environmenta	343,399.53
India	Icra Management Consulting	Programme Communicat	77,761.52
India	Idiscoveri Education Pvt Ltd	Consulting Services	92,238.00
India	Idiscoveri Education Pvt Ltd	Management training	72,641.78
India	IIHMR The Indian Institute of Health Management Research	Consulting Services	351,583.00
India	II And Fs Education And Technology	Education	141,721.53
India	IMRB International	AIDS/HIV;STD; Youth	46,368.00
India	IMRB International	Child Protection	163,319.54
India	Innovations	Water & Environmenta	65,686.23
India	International Institute for Population Sciences	NUTRITION	189,191.71
India	INTV	Education	51,030.07
India	INTV	Programme Communicat	44,051.00
India	INTV	Services	89,596.65
India	INTV	Water & Environmenta	30,365.62
India	Ipe Global Pvt Ltd	Health	541,820.68
India	Ipe Global Pvt Ltd	NUTRITION	332,626.19
India	Ipe Global Pvt Ltd	Programme Communicat	30,392.31
India	Ipe Global Pvt Ltd	Services	4,588,530.71
India	Ipe Global Pvt Ltd	Social Mobilization	2,503,651.05
India	Ipe Global Pvt Ltd	Water & Environmenta	722,787.41
India	Jayaprakash Institute	Child Protection	30,889.41
India	Kalp Technologies Pvt Ltd	Health	43,679.80
India	KPMG (Registered)	Resource Mobilization	45,925.47
India	Lalit Advertising	Admin/Personnel/Fina	61,483.56
India	Lopez Design Private Ltd	Consulting Services	92,380.00
India	Lopez Design Pvt Ltd	BUILDING MAINTENANCE	78,000.00
India	Lopez Design Pvt Ltd	Services	53,713.57
India	Mary Mendes	Consulting Services	83,000.00
India	Mccann Erickson India Pvt Ltd	NUTRITION	1,501,040.22
India	Metamorphosis Film Junction	Services	166,188.02
India	Miditech Pvt Ltd	Advocacy	43,688.99
India	Mudra Online Technologies Pvt Ltd	Health	36,796.50
India	Mudra Online Technologies Pvt Ltd	Programme Communicat	68,373.00
India	Naresh Chandra Saxena	Consulting Services	42,336.00
India	New Concept Information Systems	Health	130,524.57
India	New Concept Information Systems	NUTRITION	62,020.12
India	New Concept Information Systems	Programme Analysis/P	46,997.88
India	New Concept Information Systems	Programme Communicat	264,130.63
India	Newtek Video Vision	Programme Communicat	54,757.71
India	Nielsen (India) Private Ltd	AIDS/HIV;STD; Youth	77,898.24
India	Nielsen (India) Private Ltd	Programme Communicat	118,499.27
India	Nielsen (India) Private Ltd	Services	664,157.09
India	Nikhil Offset	Emergency Programme	94,260.51
India	Nikhil Offset	Services	228,959.16
India	Nikhil Offset	Social Mobilization	257,263.38
India	Nikhil Offset	Water & Environmenta	59,631.55
India	Octave Events	Services	73,111.12
India	Ogilvy And Mather Private Ltd	Water & Environmenta	142,921.23
India	Ogilvyone Worldwide	Resource Mobilization	173,546.45
India	Ogilvyone Worldwide	Services	44,837.29
India	Papa Productions	Services	32,935.98
India	Population Services International	Children & HIV/AIDS	75,262.98
India	Population Services International	Health	832,257.23
India	Pragati Development Consulting	AIDS/HIV;STD; Youth	92,459.34
India	Pragati Development Consulting	Child Protection	416,593.22
India	Pragati Development Consulting	Communication	85,519.50
India	Pragati Development Consulting	Consulting Services	1,154,595.16
India	Pragati Development Consulting	Education	664,216.71
India	Pragati Development Consulting	Emergency Programme	822,558.42

## Major contracts for services and works by UN organization

AGENCY	Location of Supplier	Name of Contractor	Description of Services	Contract Value USD
<b>UNICEF continued</b>				
India		Pragati Development Consulting	Health	1,114,385.63
India		Pragati Development Consulting	NUTRITION	316,042.52
India		Pragati Development Consulting	Programme Communicat	31,353.08
India		Pragati Development Consulting	Services	3,947,695.65
India		Pragati Development Consulting	Social Planning (Soc	103,388.66
India		Pragati Development Consulting	Water & Environmenta	369,598.36
India		Primove Infrastructure	Water & Environmenta	41,631.57
India		Print Vision Pvt.Ltd	Education	75,784.98
India		Professional Development Associates	Consulting Services	40,000.00
India		Professional Development Associates	Social Planning (Soc	41,193.13
India		Public Health Foundation Of India	Health	60,990.00
India		Quantum Business Management	Resource Mobilization	189,304.62
India		Rajesh Kumar Sharma	Consulting Services	40,500.00
India		Randstad India Ltd	Child Protection	47,497.78
India		Randstad India Ltd	Consulting Services	1,539,907.98
India		Randstad India Ltd	Education	215,228.45
India		Randstad India Ltd	Health	414,544.69
India		Randstad India Ltd	NUTRITION	597,666.73
India		Randstad India Ltd	Programme Analysis/P	34,112.85
India		Randstad India Ltd	Programme Communicat	32,147.90
India		Randstad India Ltd	Programme Management	88,058.09
India		Randstad India Ltd	Services	285,609.03
India		Randstad India Ltd	Social Mobilization	45,722.91
India		Randstad India Ltd	Social Planning (Soc	30,962.59
India		Randstad India Ltd	Water & Environmenta	53,431.66
India		Rehana Begum	Consulting Services	67,500.00
India		Relative Media	Programme Communicat	30,672.95
India		Reliance Communication	IT Comm/Connect Serv	76,320.87
India		Riddhi Management	NUTRITION	579,022.01
India		S.P Chopra And Co	Services	59,191.40
India		Sgs India Private Ltd	OTHER	43,308.00
India		Sharad Advertising P Ltd	Admin/Personnel/Fina	30,998.02
India		Sharma Ruchin	Consulting Services	93,500.00
India		Sheena Advertising	Admin/Personnel/Fina	36,997.63
India		Shiraz Adam Chakera	Education	103,070.55
India		Shri Shakti Alternative	Health	71,441.77
India		Soumya Kapoor	Social Planning (Soc	39,126.30
India		Sparsh Bpo Services Ltd	Resource Mobilization	563,340.18
India		SPC Management Services	Child Protection	174,956.48
India		SPC Management Services	Education	389,408.71
India		SPC Management Services	Emergency Programme	68,989.68
India		SPC Management Services	Health	174,541.19
India		SPC Management Services	Monitoring & Evaluat	30,096.72
India		SPC Management Services	NUTRITION	613,218.89
India		SPC Management Services	Programme Communicat	118,090.26
India		SPC Management Services	Programme Management	594,176.13
India		SPC Management Services	Services	151,682.47
India		SPC Management Services	Social Planning (Soc	486,945.97
India		Swapna Printing Works	NUTRITION	46,543.36
India		Swapna Printing Works	Supply & Logistics	37,465.87
India		Syrex Infoservices India	Resource Mobilization	550,205.26
India		Taru Leading Edge	Water & Environmenta	44,427.04
India		Tata Consultancy Services Ltd	Admin/Personnel/Fina	214,430.00
India		Tata Consultancy Services Ltd	Consulting Services	328,996.00
India		Tata Consultancy Services Ltd	Equipment & Supplies	83,520.00
India		TCI Xps	Consulting Services	35,153.02
India		TCI Xps	Services	190,437.87
India		The Communication Hub	Consulting Services	145,797.12
India		The Offsetters (India) Pvt Ltd	Education	31,186.43
India		Third Eye Qualitative Researchers	Programme Communicat	78,242.76
India		Tuv Sud South Asia Pvt Ltd	Services	57,078.35
India		Vibhuti Builders	Services	36,248.46
India		Vinyas	Water & Environmenta	37,124.16
India		Voyants Solutions Pvt Ltd	Health	38,891.69
India		White Rabbit	Programme Communicat	167,066.91
India		Wipro Ltd	IT Outsourc Serv	91,377.60
Indonesia		Agus Sarwo Edhi	Education	40,618.68
Indonesia		Bahrul Ulum S.E.	Policy Analysis	33,180.80
Indonesia		Bendahara Pengeluaran	Malaria Control	203,699.10
Indonesia		Bpk Mangngi B. Pili Roboh	Social Planning (Soc	32,567.89
Indonesia		Deka Megah Rani Citra_Pt	Communication (Publi	51,797.00
Indonesia		Departemen/Pelmas Fkui	Malaria Control	194,958.58
Indonesia		Dr. Paul S. Manoempil	Child Survival ;CSD	47,955.60
Indonesia		Dra. Maya Triwuri Handayani	Education	30,151.27
Indonesia		Dwi Angkasa Wasis	Education	45,390.82
Indonesia		Fakultas Kesehatan Masyarakat Ui	Consulting Services	36,581.03
Indonesia		Firdaus Maulana	Monitoring & Evaluat	39,214.80
Indonesia		Johan Malonda Mustika & Rekan	Services	67,710.10
Indonesia		Kerjasama Fmipa-Ui	Malaria Control	46,295.24
Indonesia		Lembaga Eijkman	Malaria Control	296,805.32
Indonesia		Markplus Indonesia Pt	Consulting Services	37,711.69
Indonesia		Muhammad Asri Amin	Health	31,589.70
Indonesia		Mus Muallim	Education	30,151.27
Indonesia		Otte Santika M.Sc	Social Services/Soci	40,762.26
Indonesia		Pmpk Fk Ugm	Health Systems Mgt (	198,087.53
Indonesia		PT Aplikasi Lintasarta	IT Other Services	91,322.56
Indonesia		PT Appco Direct	Consulting Services	355,550.09
Indonesia		PT Appco Direct	Equipment & Supplies	282,696.22
Indonesia		Pt Fresh Creative	Equipment & Supplies	37,870.10
Indonesia		Pt Freshkindo Graha Solusi	Services	42,345.22
Indonesia		Pt Indonesia Media Exchange	Consulting Services	88,483.82
Indonesia		PT Santulita Vikasa	Consulting Services	64,155.46
Indonesia		PTKaryaputra Suryagemilang	Consulting Services	81,403.25
Indonesia		Pusat Kajian Perlindungan Anak	Consulting Services	48,950.27
Indonesia		Pusat Riset Epidemiologi	Health	380,708.67
Indonesia		Pusat Studi Kedokteran Tropis Ugm	Malaria Control	130,519.93
Indonesia		Rektor Universitas Hasanuddin	Malaria Control	101,849.54
Indonesia		Roy Morgan Research Pt	Advocacy	89,209.20
Indonesia		Sandra Triatmoko	Education	30,151.27
Indonesia		Seameo - Recfon	Consulting Services	560,001.00
Indonesia		SG Support Services Sdn Bhd	Consulting Services	348,314.60
Indonesia		Ugm-Ps-Pskk-Kerjasama	Programme Analysis/P	40,594.90
Indonesia		Ui R Gang & Ph Seameo	Consulting Services	84,912.50
Iran, Islamic Republic of		Association For Prevention Of	Adolescent & HIV/AIDS	67,498.13
Iran, Islamic Republic of		Eefachy Kar Co	Admin/Personnel/Fina	121,407.71
Iraq		Al Adham Engineering Services Co Ltd	Programme Management	109,564.00
Iraq		Al Sami General Trade Co Ltd	Child Protection	46,080.90
Iraq		Al Sami General Trade Co Ltd	Education	35,980.59
Iraq		Al Sami General Trade Co Ltd	Programme Management	759,321.07
Iraq		Al Sami General Trade Co Ltd	Services	60,009.00
Iraq		Al Sami General Trade Co Ltd	Water & Environmenta	48,241.79
Iraq		Al Tanadhur General Contractor Co	Relief & Rehabilitat	146,660.00
Iraq		Al-Arazal Co	Water & Environmenta	30,000.00

## Major contracts for services and works by UN organization

AGENCY			Contract Value
Location of Supplier	Name of Contractor	Description of Services	USD
UNICEF continued			
Iraq	Al-Farkad Co General Contract. Ltd	Water & Environmenta	36,000.00
Iraq	Al-Nasak Co	Relief & Rehabilitat	75,856.50
Iraq	Al-Taj Al-Murasa'A Co	Programme Management	40,355.00
Iraq	Al-Taj Al-Murasa'A Co	TRANSPORT	31,570.00
Iraq	Azad Mohamad Salih Bureau	Relief & Rehabilitat	100,614.00
Iraq	Bawabat Wassit Company	PHC	30,884.30
Iraq	Burj Al-Dyar	Health and Nutrition	245,345.00
Iraq	Busriyan Company	Education	72,200.00
Iraq	Earthlink Company	IT Comm/Connect Serv	269,431.50
Iraq	Eduard Bonet Porqueras	Consulting Services	47,833.00
Iraq	Geopolicy Inc	Evaluation	63,020.00
Iraq	Geopolicy Inc	Services	36,998.00
Iraq	Golden Summit	Programme Management	76,528.20
Iraq	SECB - Univeristy Of Technology	Policy Analysis	160,000.00
Iraq	Zain Factory	Relief & Rehabilitat	37,096.00
Ireland	Golden, Michael	Consulting Services	57,780.00
Ireland	O'Connell, Ruth	Consulting Services	72,200.00
Ireland	Sri Executive Search	Admin/Personnel/Fina	70,000.00
Israel	Nonwegian Refugee Council	Education	59,710.00
Israel	Philip Hazou	Consulting Services	30,000.00
Israel	Pudlowski Julie	Advocacy	35,040.00
Israel	Pudlowski Julie	Consulting Services	38,400.00
Italy	Alejandro Escalona Agüero	Consulting Services	65,716.67
Italy	Angelo Ghelardi	Consulting Services	108,000.00
Italy	Anna Orlandini	Consulting Services	45,600.00
Italy	Berlanda Toma	Consulting Services	30,000.00
Italy	Bethlehem Moulat	Consulting Services	36,132.00
Italy	Bruno Martorano	Consulting Services	42,635.67
Italy	Calpona Elisa Anna Lucia	Consulting Services	32,868.00
Italy	Center For Economic And Internation	Consulting Services	93,500.00
Italy	Cotto & Co Trattamenti	Consulting Services	35,857.84
Italy	Daria Lisi	Misc NonStd NonStock	47,736.00
Italy	Development Researchers' Network	Child Protection	118,400.02
Italy	Federico Simcic	Consulting Services	38,500.00
Italy	Fondazione Penta Onlus	Consulting Services	96,525.00
Italy	Giovanna Maria Burinato	Consulting Services	37,022.00
Italy	Luca Fraschini	Consulting Services	45,000.00
Italy	Luca Solimeo	Consulting Services	39,003.00
Italy	Luisa Natali	Consulting Services	42,635.67
Italy	Moirra Fratta	Consulting Services	100,999.86
Italy	Planet SRL	Consulting Services	44,266.19
Italy	Retaggi Paola	Consulting Services	35,880.00
Italy	Sabrina Mezzaroma	Health Systems Mgt (	39,000.00
Italy	Securial SRL	Consulting Services	39,162.12
Italy	Stefano Schwarz	Consulting Services	42,000.00
Italy	Tara Susanna Nordh	Consulting Services	41,477.78
Italy	University Of Molise	Consulting Services	98,592.00
Jamaica	The University Of The West	Consulting Services	35,000.00
Japan	Kentaro Shimada	Consulting Services	38,000.00
Japan	Rina Komiya	Consulting Services	33,000.00
Japan	Yuki Takahashi	Consulting Services	42,000.00
Jordan	Abu-Chazaleh & Co Consulting	Consulting Services	49,435.05
Jordan	Alaa Malthas	Consulting Services	30,806.29
Jordan	Alaa Sebeh	Consulting Services	33,000.00
Jordan	Al-Wasita For Support Services	Consulting Services	38,644.08
Jordan	Carmilla Jones	Consulting Services	40,650.00
Jordan	Child Frontiers Ltd	Consulting Services	82,895.60
Jordan	G4S Secure Solutions Int. (Jordan)	Consulting Services	149,556.59
Jordan	G4S Secure Solutions Int. (Jordan)	Security	75,135.60
Jordan	Hotel Inter-Continental Jordan	Consulting Services	50,624.55
Jordan	Kay Kirby Dorji	Education	46,000.00
Jordan	Khawla Fayyad	Consulting Services	41,299.45
Jordan	King Hussein Foundation's Information and Research Centre	Consulting Services	107,796.65
Jordan	Laila Christine Milad	Consulting Services	69,250.00
Jordan	Lina Kamal Jalooua	Consulting Services	47,880.00
Jordan	National Center For Human Resources	Consulting Services	41,705.83
Jordan	Penal Reform International	Child Protection	106,320.00
Jordan	Realsoft Advanced Applications	Consulting Services	166,721.82
Jordan	Safe Environment For Oil & Gas Co	Equipment & Supplies	1,986,869.69
Jordan	Saher Wasfi Shuqaidef	Policy Analysis	31,500.00
Jordan	Sami Hamad Solaiman	Equipment & Supplies	120,762.77
Jordan	Save The Children- Jordan	Misc NonStd NonStock	49,337.59
Jordan	Sharekat Al Ata'a Lil Tajhezat Wa	Equipment & Supplies	252,775.54
Jordan	Shorouq Fakhouri	Consulting Services	41,949.18
Jordan	Tamney	Consulting Services	44,102.00
Jordan	Tasleem Hemani-Tuan	Consulting Services	61,250.00
Jordan	Vesselina Naidenova	Consulting Services	57,880.95
Kazakhstan	Brif Research Group Ltd	Consulting Services	37,565.90
Kazakhstan	Centre For Studying Of Public	Consulting Services	88,203.67
Kazakhstan	Kochevsky Studio Ltd	Other Costs	90,691.66
Kenya	Abdullahi Sora Abagira	Consulting Services	31,209.50
Kenya	Acacia Consultants Ltd	Consulting Services	47,442.31
Kenya	Adan Maalim Ali	Consulting Services	32,010.36
Kenya	Adeline Azrack	Consulting Services	79,900.00
Kenya	Albert Webale	Consulting Services	42,000.00
Kenya	Apa Insurance Company	Consulting Services	36,753.49
Kenya	Attain Enterprise Solutions Ltd	Monitoring & Evaluat	72,010.00
Kenya	Bishendas Brothers Ltd	Supply & Logistics	45,944.00
Kenya	Brown Kanyangi Budambula	Consulting Services	75,336.00
Kenya	CFBT - Education Trust	Evaluation	51,223.00
Kenya	CFBT Education Trust	Consulting Services	397,186.50
Kenya	Comex Holding Ltd	Other Costs	60,000.00
Kenya	Comex Holding Ltd	Other Partnerships	408,550.90
Kenya	Daima Initiative For Peace & Dev	Consulting Services	43,348.89
Kenya	Daniel Kelly	Consulting Services	77,800.00
Kenya	Eido-Rotsa Construction Co Ltd	Consulting Services	51,640.07
Kenya	Fotso, Jean Christophe	Consulting Services	52,000.00
Kenya	George Mutembei Mutwiri	NUTRITION	31,250.00
Kenya	Gina Din Corporate Comm. Ltd	NUTRITION INFORMATION	84,150.00
Kenya	Global Link Trading & Logistics	Other Costs	99,000.00
Kenya	Infotrac Research & Consulting Ltd	Consulting Services	44,585.00
Kenya	Ipsos Synovate Kenya Ltd	Consulting Services	52,422.99
Kenya	Jane Kiragu	Consulting Services	30,556.20
Kenya	Juliana Waithira Muiruri	Consulting Services	52,373.77
Kenya	Kenya Private Sector Alliance	Consulting Services	51,408.73
Kenya	Kuehne & Nagel /A/S	NUTRITION	155,000.00
Kenya	Kuehne & Nagel /A/S	Services	150,253.65
Kenya	Lawrie Green Educ & Consultancy	Consulting Services	47,448.00
Kenya	Leonard Mutuku Matheka	Consulting Services	69,780.00
Kenya	Marie Regnaud De La Soudiere	Consulting Services	34,000.00
Kenya	Marla Kay Stone	Consulting Services	44,427.00
Kenya	Martin Wanjala Ocholi	Consulting Services	47,668.50
Kenya	Michael Thuo	Consulting Services	38,933.60



## Major contracts for services and works by UN organization

AGENCY			Contract Value
Location of Supplier	Name of Contractor	Description of Services	USD
UNICEF continued			
Kenya	Patrick Ndambuki	Consulting Services	79,200.00
Kenya	Perschler-Desai,Viktoria	Consulting Services	45,000.00
Kenya	Peter Olute Okoth	Child Survival ;CSD	32,540.40
Kenya	Peter Olute Okoth	Consulting Services	32,650.80
Kenya	Peter Wambugu King'Or	Consulting Services	53,840.43
Kenya	Polucon Services (K) Ltd	Other Partnerships	398,005.00
Kenya	Pricewaterhousecoopers Ltd	Consulting Services	47,600.00
Kenya	Programme For Appropriate	Consulting Services	197,667.86
Kenya	Radhika Sharma	PRINTING	34,050.00
Kenya	Robert Arthur Johnson	Consulting Services	34,000.00
Kenya	Robert Johnson	Consulting Services	37,000.00
Kenya	Rufus C. E. Eshuchi	Consulting Services	99,000.00
Kenya	Rysbek Kalmyrzaevich Sagyndykov	Consulting Services	33,000.00
Kenya	Said Diaw	Consulting Services	33,000.00
Kenya	Salim Lone And Associates	Consulting Services	40,000.00
Kenya	Salome Mbeyu Mwendar	Consulting Services	33,113.40
Kenya	Synovate Kenya Ltd	Consulting Services	40,681.40
Kenya	Techno Brain Bpo Ites Ltd	Child Protection	135,356.57
Kenya	Techno Relief Services Ltd	Other Costs	87,705.00
Kenya	The Chancellor, Masters And	Malaria Control	36,000.00
Kenya	Voluntary Service Overseas	Consulting Services	49,828.80
Kyrgyzstan	Association On Health Promotion	Consulting Services	101,892.73
Kyrgyzstan	Central Asian Institute Of Applied	Consulting Services	36,279.78
Kyrgyzstan	Door Media Public Foundation	Consulting Services	85,000.00
Kyrgyzstan	EI Med Plus Pf	Consulting Services	44,975.00
Kyrgyzstan	Institute Of Health	Consulting Services	146,472.59
Kyrgyzstan	Iveria Ltd	WATER AND SANITATION, WASH Construction	131,181.31
Kyrgyzstan	Musai Ltd	Consulting Services	98,461.93
Kyrgyzstan	Osh Injstroy Ltd	Consulting Services	85,708.37
Kyrgyzstan	Osh Injstroy Ltd	WATER AND SANITATION, WASH Construction	416,237.32
Kyrgyzstan	Scientific Research And Design	Consulting Services	452,821.50
Kyrgyzstan	Tashpaeva Nazgul	Consulting Services	30,500.00
Lao People's Democratic Republic	Gillian Mcfarland	Consulting Services	34,800.00
Lao People's Democratic Republic	Khin Kyu	Consulting Services	40,000.00
Lao People's Democratic Republic	Pottier Gilles	Consulting Services	56,649.78
Lao People's Democratic Republic	Shane Powell	Consulting Services	103,687.50
Lao People's Democratic Republic	Susan Albone	Consulting Services	47,250.00
Latvia	Ilze Plavgo	Consulting Services	42,174.25
Lebanon	Ali Halawi	Consulting Services	42,266.00
Lebanon	American University Of Beirut	Programme Communicat	37,400.00
Lebanon	Aurelia Ardito	Education	39,600.00
Lebanon	Consultation And Research Institute	Consulting Services	51,400.00
Lebanon	Ghassan G. Khalil	Consulting Services	67,501.01
Lebanon	Ghassan Khalil	Consulting Services	54,000.00
Lebanon	Ghassan Khalil	Other Costs	37,603.00
Lebanon	International Technical Assistance	Consulting Services	66,690.00
Lesotho	Martel, Pierre	Consulting Services	36,000.00
Lesotho	Martel, Pierre	Monitoring & Evaluat	36,000.00
Lesotho	Mofota Griffiths-Shomari	Consulting Services	42,350.00
Liberia	Wonders Inc	Education	99,032.16
Liberia	Adraho Construction Company	Education	105,737.16
Liberia	Africa Development Associates Inc	Monitoring & Evaluat	36,615.00
Liberia	Andrew Dunbrack	Child Protection	32,000.00
Liberia	Atlantic Engineering	Education	125,463.92
Liberia	Bar Engineering & Construction Co	Education	218,205.89
Liberia	Boywe Construction & Engineering	Education	100,718.20
Liberia	Costa Valerio, Alexandra	Emergency Programme	32,500.00
Liberia	CTG Engineering & Construction	Education	118,170.86
Liberia	Emily Louise Garin	Child Protection	42,250.00
Liberia	Exsecon	Office premises	43,000.00
Liberia	Fair Deal Commercial Liberia Inc	Education	63,277.95
Liberia	General Fabrication & Construction	Education	92,267.86
Liberia	Gilgal Construction and Engineering Company	Education	171,520.02
Liberia	Gilsa Construction Company	Education	120,617.53
Liberia	Graceval Construction & Associates	Education	110,974.21
Liberia	Guaranteed Enterprise Ltd	Education	109,858.51
Liberia	Henriao International Inc	Education	107,131.87
Liberia	Jusmat Engineers (Lib) Ltd	Education	121,353.87
Liberia	Kiazawe Construction	Education	89,423.30
Liberia	Lamda Consult Ltd	Education	447,407.40
Liberia	Mulkol Engineering & Construction Company	Education	189,507.59
Liberia	Nafa Construction Company	Education	219,265.73
Liberia	Nuohn River Basin	Education	113,540.00
Liberia	PGL Construction Company	Education	293,199.59
Liberia	Phoenicia Architecture	Education	113,113.92
Liberia	Professional Maintenance Contractor	Education	113,896.44
Liberia	Professional Maintenance Contractor	Office premises	58,065.00
Liberia	Pyramid Group International	Education	122,541.96
Liberia	S. Ofiye Liberia Ltd	Education	97,467.90
Liberia	Thomas Kpoto	EPI Logistics (Cold	47,700.00
Liberia	Transparent Construction	Education	126,453.04
Liberia	Triple W Corporation Inc	Education	105,457.14
Liberia	Urban Builders	Education	123,658.51
Liberia	Venture Liberia Inc	Education	247,381.41
Liberia	Win Builders & Materials	Education	179,400.95
Liberia	Yatta Contractual Services Inc	Education	109,876.26
Liberia	Younkan Contractors	Education	134,676.76
Liberia	Yousa Construction Comapny Inc	Health	45,033.69
Liberia	Zakimah Continental Holding Company	Education	104,590.36
Libya	Atlas Safety And Security	Services	59,666.61
Libya	Diplomatic Service Company	Consulting Services	49,999.80
Lithuania	Center For School Improvement	Consulting Services	35,970.00
Luxembourg	Proman SA	Consulting Services	110,006.00
Madagascar	Atelier Des Techniciens De	Consulting Services	40,587.09
Madagascar	Aurore Delcourt	Consulting Services	41,600.00
Madagascar	Bakoly Andriamihantanirina	Consulting Services	36,000.00
Madagascar	Bernard Bersola	Consulting Services	35,175.00
Madagascar	Bureau D'Etudes Sert	Consulting Services	51,904.48
Madagascar	Bureau D'Etudes Tefy	Consulting Services	56,885.08
Madagascar	Cabinet Lamina	Other Costs	31,983.63
Madagascar	Clemons, Andrea	Consulting Services	94,300.00
Madagascar	Entreprise Cores	Consulting Services	49,258.17
Madagascar	Entreprise Enca	Consulting Services	73,518.42
Madagascar	Entreprise Ex-Tina	Consulting Services	99,421.17
Madagascar	Entreprise Filamatra	Consulting Services	79,821.19
Madagascar	Entreprise Generale De Construction	Consulting Services	209,647.85
Madagascar	Entreprise Generale Tanjona	Consulting Services	522,416.23
Madagascar	Entreprise Haika Construction	Consulting Services	216,731.26
Madagascar	Entreprise Herimanana	Consulting Services	436,863.86
Madagascar	Entreprise Maestria Civil	Consulting Services	69,280.83
Madagascar	Entreprise Mailaka	Consulting Services	299,118.88
Madagascar	Entreprise Niriantsoa	Consulting Services	46,866.80
Madagascar	Entreprise Rabekoto	Consulting Services	211,448.89

## Major contracts for services and works by UN organization

AGENCY	Location of Supplier	Name of Contractor	Description of Services	Contract Value USD
<b>UNICEF continued</b>				
	Madagascar	Entreprise Race	Consulting Services	59,323.32
	Madagascar	Entreprise Rambola	Consulting Services	216,631.75
	Madagascar	Entreprise Razanatoandro	Consulting Services	83,214.52
	Madagascar	Entreprise Soavelo	Consulting Services	480,174.16
	Madagascar	Entreprise Vola	Consulting Services	377,235.67
	Madagascar	ERC	Consulting Services	86,592.05
	Madagascar	ETS Lallah	Consulting Services	94,456.70
	Madagascar	Fc Btp Fenomanana	Consulting Services	83,998.70
	Madagascar	First Immo	Other Costs	36,000.00
	Madagascar	Focus Development Association	Consulting Services	133,762.13
	Madagascar	Gakusi Birikunzira Emery	Consulting Services	36,600.00
	Madagascar	Global Vision Com	Consulting Services	42,301.46
	Madagascar	Global Vision Com	Other Costs	123,229.89
	Madagascar	Groupement Radse	Consulting Services	45,313.72
	Madagascar	Laura Charles	Consulting Services	50,000.00
	Madagascar	Maxime Vieille	Consulting Services	87,200.40
	Madagascar	Moore Stephens Lip	Consulting Services	220,200.00
	Madagascar	Prosesecal	Consulting Services	45,712.58
	Madagascar	Rasolofoarimanana Rene	Consulting Services	30,580.00
	Madagascar	Razafindrakoto Francois Regis	Consulting Services	87,505.26
	Madagascar	Skopeja Jelena	Consulting Services	47,645.00
	Madagascar	Tan 2000 Construction	Consulting Services	321,364.35
	Madagascar	Tarabusi, Deborah	Consulting Services	59,400.00
	Madagascar	Vesta	Other Costs	43,122.29
	Madagascar	Vololonindrina Parfaite	Consulting Services	68,979.90
	Malawi	Airtel Malawi Ltd	Office premises	103,403.74
	Malawi	Amg Global	Consulting Services	55,695.67
	Malawi	Amg Global	Services	49,380.75
	Malawi	Aquabor International Ltd	Consulting Services	234,225.14
	Malawi	Cee-Elo Petroleum Engineering Ltd	Other Costs	80,870.23
	Malawi	Centre For Social Research	Consulting Services	39,743.97
	Malawi	Clinton & Evans	Basic Education	599,928.21
	Malawi	Condie Educational Publications	Basic Education	45,561.11
	Malawi	Country Wide Car Hire	Services	61,790.17
	Malawi	Design Studio Architects	Child Protection	41,066.66
	Malawi	Exp Momentum Ltd	Consulting Services	45,404.75
	Malawi	Form D Graphics	Child Protection	45,192.49
	Malawi	Globe Internet Ltd	IT Comm/Connect Serv	39,350.00
	Malawi	Graham Carr	Consulting Services	37,327.50
	Malawi	Graham Carr	Services	32,130.00
	Malawi	Heag Integrated Systems Ltd	Equipment & Supplies	64,032.38
	Malawi	Ital Business Construction	Basic Education	689,067.40
	Malawi	Kamchedzera Garton	Consulting Services	33,750.00
	Malawi	Keiretsu Construction	Consulting Services	282,931.18
	Malawi	Kenneth Hamwake	Services	30,016.00
	Malawi	Liu Construction Company	ARCHITEC/ENGINEERING, Construction work	869,280.18
	Malawi	Liu Construction Company	Basic Education	43,895.98
	Malawi	Malawi Institute Of Management	Child Protection	34,732.50
	Malawi	Malawi Institute Of Management	Consulting Services	78,361.19
	Malawi	Manolo Cabran	Child Protection	31,999.93
	Malawi	Mantino Ltd	Other Costs	117,022.83
	Malawi	Margaret Thindwa	Basic Education	38,000.00
	Malawi	Nangaunozge Building Contractor	ARCHITEC/ENGINEERING, Construction work	681,464.35
	Malawi	Nkhoma, Phillip Makhumula	NUTRITION	37,060.56
	Malawi	O&M I/US And Management Services	Programme Management	554,214.30
	Malawi	Roja Constructions	Basic Education	103,211.31
	Malawi	Ruth Butao Ayoade	NUTRITION	61,632.29
	Malawi	S.R. Nicholas Ltd	Education	3,060,000.00
	Malawi	Saifro Ltd	Consulting Services	294,230.83
	Malawi	Samson Frackson Ojesi	Consulting Services	30,603.21
	Malawi	SDV Malawi Ltd	Supply & Logistics	380,205.04
	Malawi	SDV Malawi Ltd	WAREHOUSING	51,910.77
	Malawi	Shhiv Collection	PSD Other Services	40,576.50
	Malawi	Short-Banda, Jennifer	Consulting Services	54,000.00
	Malawi	Symon Chizwa	Consulting Services	42,000.00
	Malawi	Union Building Contractors	ARCHITEC/ENGINEERING, Construction work	959,780.01
	Malawi	Union Building Contractors	Basic Education	48,225.65
	Malawi	University Of Brighton	Water & Environmenta	47,495.00
	Malawi	Wadonda Consult	Consulting Services	87,188.90
	Malawi	Wadonda Consult	Services	73,029.53
	Malaysia	Action International Ltd	Services	60,950.00
	Malaysia	Aks Transport Services	Services	41,041.98
	Malaysia	Asian Support Direct Sdn Bhd	Services	1,532,707.59
	Malaysia	Ipg Mediabrands Sdn. Bhd.	IT Outsourc Serv	37,348.38
	Malaysia	Peretakan Osacar Sdn Bhd	Services	53,254.51
	Malaysia	SG Global Support Services Sdn Bhd	Services	656,692.46
	Malaysia	Symphony Bpo Solutions Sdn Bhd	Services	142,901.26
	Malaysia	Tiangchye Tan	Consulting Services	43,200.00
	Malaysia	Uds Direct	Services	53,070.00
	Malaysia	Universiti Malaya	Monitoring & Evaluat	82,636.04
	Malaysia	Vizeum Media Services (M) Sdn Bhd	Services	104,236.16
	Maldives	Educational Initiatives Pvt Ltd	Consulting Services	44,019.00
	Maldives	Marcus Baltzer	Consulting Services	63,300.00
	Mali	Abdoulaye Mohamed Toure	Consulting Services	32,074.40
	Mali	Agence Mali Management	Consulting Services	68,132.09
	Mali	Almamy Toure	Consulting Services	162,169.00
	Mali	Amrad	Consulting Services	78,159.33
	Mali	Cabinet Rokia Toure	Consulting Services	33,405.91
	Mali	Cedref	Consulting Services	120,690.94
	Mali	Cedref Sarl	Consulting Services	59,270.84
	Mali	Ctdif	Consulting Services	59,246.40
	Mali	E/Se De Conctruction N'Tiobala	Consulting Services	345,555.23
	Mali	E/SE Naman Construction	Consulting Services	185,674.25
	Mali	Ebancam	Consulting Services	379,674.57
	Mali	EMCA Sarl	Consulting Services	168,398.48
	Mali	Entreprise Cisse Forage	Consulting Services	250,306.20
	Mali	Entreprise Moulaye Emmanuel Toure	Consulting Services	698,784.38
	Mali	Entreprise Terist	Consulting Services	409,660.90
	Mali	G4S	Consulting Services	45,196.88
	Mali	Groupement D'Entreprises	Consulting Services	463,960.10
	Mali	Groupement Sid/Sertas	Consulting Services	151,988.21
	Mali	Livia Sarl	Consulting Services	39,108.22
	Mali	Matrans	Consulting Services	75,674.41
	Mali	Ousmane Keita	Consulting Services	50,252.05
	Mali	Sahel Travaux	Consulting Services	52,920.00
	Mali	SDV	Consulting Services	112,879.50
	Mali	Siba Construction	Other Costs	70,228.26
	Mali	Wateraid	Consulting Services	92,847.19
	Mauritania	Agence Zemour Voyage	Consulting Services	107,552.41
	Mauritania	Bac - Sante	Consulting Services	33,458.10
	Mauritania	Bureau D'Etudes Et De Conseils En Ingenierie (BECI)	Consulting Services	241,854.83
	Mauritania	Ets Ahmedou O/ Melainine	Consulting Services	143,013.15
	Mauritania	Ets Cheikh Mohamed Ould Babah	Consulting Services	55,542.08

## Major contracts for services and works by UN organization

AGENCY	Location of Supplier	Name of Contractor	Description of Services	Contract Value USD
UNICEF	Mauritius	Risk Managment Initiatives	Consulting Services	70,000.00
	Mexico	Centro De Investigacion Para El	Consulting Services	33,595.92
	Mexico	Ecco Servicios De Personal	Consulting Services	184,047.82
	Mexico	Efinfo, SAP I. De C.V	Consulting Services	36,247.68
	Mexico	Esteban Miguel Székely Pardo	Consulting Services	144,000.00
	Mexico	Francisco Suárez Dávila	Consulting Services	134,825.12
	Mexico	Fundraisers Mexico	Consulting Services	92,182.09
	Mexico	Fundraisers Mexico, S. De R.L. De C	Consulting Services	2,146,192.48
	Mexico	Gobierno Del Distrito Federal	Consulting Services	49,671.74
	Mexico	In & Out, SA De C.V.	Consulting Services	75,697.28
	Mexico	Laura Isabel Athié Juárez	Consulting Services	56,118.57
	Mexico	Louise Noelle Mereles Gras	Consulting Services	31,239.00
	Mexico	Practilim De Mexico, S. A. De C. V.	Consulting Services	50,652.72
	Mexico	Rosa Itandehui Olivera	Consulting Services	52,425.45
	Mexico	Rosa Wolpert Kuri	Consulting Services	51,469.37
	Micronesia	Timothy Robert Fenlon	Consulting Services	32,100.00
	Mongolia	Chandmani Tal Co Ltd	Consulting Services	46,262.74
	Mongolia	Dayar Trade Co Ltd	Consulting Services	35,891.33
	Mongolia	Jam Lic	Consulting Services	43,122.83
	Mongolia	Mongolian Center For Dev. Studies	Consulting Services	41,988.65
	Mongolia	Newcon Lic	Consulting Services	93,055.46
	Mongolia	Orshdos Co Ltd	Consulting Services	33,667.74
	Montenegro	Mama D.O.O.	Consulting Services	51,239.05
	Montenegro	Milena Karisik	Consulting Services	35,232.23
	Montenegro	Vladan Jovanovic C4D	Consulting Services	31,250.00
	Morocco	Manpower	Consulting Services	169,505.04
	Morocco	Miage Rabat	Consulting Services	42,561.79
	Morocco	Mjb Creation	Services	60,221.55
	Morocco	Pierre Varly	Consulting Services	33,000.00
	Mozambique	Anarkaly	Services	42,977.75
	Mozambique	Claudio Andre Fauvrele	Consulting Services	30,000.00
	Mozambique	Dhv Lda	Water & Environmental	70,338.54
	Mozambique	Elsje Ivonne Berghmans	Consulting Services	63,000.00
	Mozambique	Esperanca Munguambe	Consulting Services	51,315.00
	Mozambique	Famod (Forum Das Associacoes	Services	57,630.56
	Mozambique	G4S-Security Services Moc, Lda	Office premises	42,136.23
	Mozambique	Gim - Gabinete Legal Mocambique	Services	67,492.05
	Mozambique	Golo - Publicidade	Services	59,827.03
	Mozambique	Juvenio Salvador Nhaule	Consulting Services	34,363.80
	Mozambique	KPMG	Evaluation	115,534.53
	Mozambique	KPMG	Services	73,495.45
	Mozambique	Lurio Empreendimentos Lda	Services	103,833.00
	Mozambique	Manuel Lobo	Consulting Services	60,000.00
	Mozambique	Movicargo, Lda	Services	62,216.00
	Mozambique	Nelton Harris Martins De Miranda	Consulting Services	50,000.00
	Mozambique	Nemchem Mocambique Lda	Office premises	40,014.91
	Mozambique	Olimpio Michael Zavale	Consulting Services	100,000.00
	Mozambique	Rehana Dauto Capuchande	Services	40,000.00
	Mozambique	Samuel Agostinho Manhica	Consulting Services	35,700.00
	Mozambique	Vasconcelos Mario Muatcalene	Consulting Services	39,000.00
	Mozambique	We Consult	Services	123,151.20
	Myanmar	Aye, Hla	Consulting Services	43,312.50
	Myanmar	Bholat General Services Co Ltd	Security services	51,180.00
	Myanmar	Goldenpond General Services	Services	54,876.00
	Myanmar	Mstf Myanmar Spa Today	Consulting Services	38,545.14
	Myanmar	STWM General Services Co Ltd	Services	134,400.00
	Myanmar	The Worldwide Moving Services	Education	71,488.00
	Myanmar	U Myat Aung	Education	74,600.00
	Myanmar	United IntL Moving	Services	31,200.00
	Namibia	Legal Assistance Centre	Consulting Services	149,780.42
	Namibia	Lifeline/Chldline Namibia	Consulting Services	100,468.94
	Nepal	Aasman Nepal Development Service	NUTRITION	99,186.47
	Nepal	Association Of District Development	Consulting Services	33,059.72
	Nepal	Bhimsen Raut	EPI Logistics (Cold	42,778.00
	Nepal	Bishwakanta Gautam	Basic Education	50,400.00
	Nepal	Catherine Flagothier	Consulting Services	66,000.00
	Nepal	Garud Securities Pvt Ltd	Services	33,611.42
	Nepal	Gaurav Sharma	Consulting Services	31,850.00
	Nepal	Jurgen Gerard Bernard Hulst	Consulting Services	31,893.28
	Nepal	Maxpro P Ltd	Consulting Services	178,301.01
	Nepal	Maxpro P Ltd	NUTRITION	662,041.64
	Nepal	Nepal Public Health And	NUTRITION	50,990.94
	Nepal	Nepal Public Health Foundation	Consulting Services	30,489.83
	Nepal	New Era P Ltd	Consulting Services	69,530.43
	Nepal	New Era P Ltd	NUTRITION	158,898.18
	Nepal	Phidrec	NUTRITION	49,923.41
	Nepal	Research Inputs And Develop. Action	Monitoring & Evaluat	76,791.60
	Nepal	Social Development And Promotion Center	Consulting Services	116,951.97
	Nepal	Subisu Cablenet P Ltd	IT Comm/Connect Serv	53,867.10
	Nepal	Suresh Prasad Mahto	Consulting Services	47,393.00
	Nepal	Valley Research Group (Varg)	Consulting Services	31,318.88
	Nepal	Valley Research Group (Varg)	NUTRITION	38,304.67
	Nepal	V-Chitra	Consulting Services	40,842.70
	Nepal	Youth For World Nepal (Ywn)	NUTRITION	109,215.29
	Netherlands	Boonstoppel Bas	Basic Education	54,000.00
	Netherlands	Civil Registration Centre For Development	Consulting Services	81,512.58
	Netherlands	Civil Registration Centre For Development	OTHER	157,459.00
	Netherlands	International Water And Sanitation	Consulting Services	50,630.73
	Netherlands	Jan Van Ravens	OTHER	52,667.66
	Netherlands	Kit Royal Tropical Institute	Consulting Services	135,000.00
	Netherlands	Maastricht Graduate School Of	Consulting Services	88,333.00
	Netherlands	Maastricht Graduate School Of Gov	Consulting Services	33,000.00
	Netherlands	Maastricht University	Consulting Services	72,896.00
	Netherlands	Maastricht University	Integrated Basic Ser	34,000.00
	Netherlands	Marlous Paula Maria De Milliano	Consulting Services	42,635.67
	Netherlands	Practica Foundation	Consulting Services	70,624.54
	Netherlands	Stradius BV	Consulting Services	77,989.20
	Netherlands	The One Minutes Foundation	Consulting Services	35,442.83
	Netherlands	Van Maanen, Peter	Consulting Services	48,360.00
	New Zealand	Matheson, Don	Consulting Services	76,500.00
	New Zealand	Olele	Consulting Services	30,000.00
	New Zealand	Pacific Medicare Ltd	Consulting Services	79,490.00
	New Zealand	Virginia Dawson	Consulting Services	50,000.00
	New Zealand	Wendy Patricia Griffin	Consulting Services	54,140.00
	Nicaragua	Emma Del Socorro Chavez Acevedo	Consulting Services	31,718.00
	Nicaragua	Indiana Gonzalez	Consulting Services	33,480.00
	Nicaragua	Picado, Janet	Consulting Services	69,600.00
	Niger	Abdou Tankari	TRANSPORT	101,752.48
	Niger	Boa Entreprise	Consulting Services	36,781.02
	Niger	Cat Logistics	Other Costs	86,344.70
	Niger	CGC International	Other Costs	243,006.50
	Niger	Claude Alain Jourdain	Consulting Services	31,500.00
	Niger	Clean House Sarl	Consulting Services	32,966.40

## Major contracts for services and works by UN organization

AGENCY			Contract Value
Location of Supplier	Name of Contractor	Description of Services	USD
UNICEF continued			
Niger	Ecogroup International	NUTRITION	45,907.69
Niger	Ecogroup International	Other Costs	31,572.60
Niger	Entreprise Madeb	Water & Environmenta	149,573.29
Niger	Forum Santé Niger Forsani	Consulting Services	39,390.00
Niger	François Therrien	Consulting Services	39,276.48
Niger	Gadnet Securite	Security services	111,697.92
Niger	Hélène Binta Kouyaté Ballo	Consulting Services	36,000.00
Niger	I Kada	Water & Environmenta	178,487.20
Niger	Loule Commerce	TRANSPORT	98,670.33
Niger	Mahamadou Bagourme	TRANSPORT	100,569.65
Niger	Mwangaza Action	Training - Other	58,017.96
Niger	Ouédraogo Bouraimea	Consulting Services	96,295.69
Niger	Prevost Nathalie	Consulting Services	38,000.00
Niger	Saddi Kemil	Water & Environmenta	59,683.06
Niger	SDV Niger	Other Costs	50,979.60
Niger	Seydou Abdoulaye	TRANSPORT	69,455.15
Niger	Seyni Fati Bagna	Consulting Services	36,307.04
Nigeria	Akintola Williams Deloitte	Consulting Services	8,054,667.80
Nigeria	Alozie Obioma Ananaba	Consulting Services	46,255.45
Nigeria	Assaye Tolla Bulti	Consulting Services	54,000.00
Nigeria	Boltem & Sons Global Services	Consulting Services	44,916.41
Nigeria	Continental Research Ltd	Consulting Services	185,058.98
Nigeria	Dartob Technical Company	Consulting Services	40,468.46
Nigeria	Educational Strategies	DSA	33,923.32
Nigeria	Eshioramhe Kojak Kelobo	Consulting Services	35,452.42
Nigeria	Golden Tulip Hotel & Conference	Other Costs	55,645.45
Nigeria	Halogen Security Company Ltd	Consulting Services	62,628.00
Nigeria	Hi-Tech Security Services & Traing	Consulting Services	41,897.00
Nigeria	Institute Of Public Health, Oau	Consulting Services	79,385.12
Nigeria	Josephine Kamara	Consulting Services	93,931.03
Nigeria	Kings Guards Nig. Ltd	Consulting Services	33,887.25
Nigeria	Living Source Nig. Ltd	Consulting Services	49,225.70
Nigeria	Marvel Allied Service Ltd	Consulting Services	117,300.17
Nigeria	Michael OgameGBunam Anikamadu	Consulting Services	48,000.00
Nigeria	Population Council	Consulting Services	149,885.74
Nigeria	Proton Security Services Ltd	Consulting Services	45,536.07
Nigeria	Ranjit Singh Dhiman	Consulting Services	85,500.00
Nigeria	Research And Marketing Services Ltd	Consulting Services	97,982.11
Nigeria	Timba Objects Technologies Ltd	Consulting Services	33,649.92
Nigeria	Victor Sule	Consulting Services	35,041.20
Norway	Norwegian Refugee Council	Consulting Services	61,780.00
Oman	A'Terhal Global Projects	Consulting Services	35,041.72
Pakistan	Aan Associates	Consulting Services	36,680.24
Pakistan	Abida Aziz	Consulting Services	37,989.00
Pakistan	Ac Nielsen Pakistan	Consulting Services	122,434.55
Pakistan	Adetude Pvt Ltd	Consulting Services	48,076.20
Pakistan	Aga Khan University	Consulting Services	95,284.00
Pakistan	Aga Khan University DePT	Micronutrients (IDD)	360,650.00
Pakistan	Agility Logistics Pvt Ltd	Equipment & Supplies	185,769.57
Pakistan	Ali Brothers	Consulting Services	537,665.17
Pakistan	Al-Waheed & Sons	Consulting Services	221,252.44
Pakistan	Amazon Corporation	Consulting Services	288,435.12
Pakistan	Apex Consulting Paksitan (Acp)	Consulting Services	482,850.27
Pakistan	Apex Consulting Paksitan (Acp)	Monitoring & Evaluat	209,946.56
Pakistan	Askari Carpet Cleaners	Consulting Services	40,564.46
Pakistan	Bajaur Construction Company	Consulting Services	110,483.69
Pakistan	Balach Contractor	Consulting Services	239,372.47
Pakistan	Ce Pak Constructors Pvt Ltd	Consulting Services	165,656.14
Pakistan	Center For Research & Security Stud	Consulting Services	148,556.89
Pakistan	Chip Training And Consulting	Consulting Services	6,053,457.62
Pakistan	Comrade Engineers And Contractors	ARCHITEC/ENGINEERING, Construction work	174,949.31
Pakistan	Comsats Institute Of Information	Consulting Services	165,377.71
Pakistan	Contact Plus Pvt Ltd	Consulting Services	133,092.00
Pakistan	Crystal Engineering Services	ARCHITEC/ENGINEERING, Construction work	481,571.19
Pakistan	EGButa, John	Consulting Services	63,667.00
Pakistan	EGS Pvt Ltd	Consulting Services	158,616.70
Pakistan	Elizabeth Whitney	Consulting Services	45,750.00
Pakistan	Engineering Consultant	ARCHITEC/ENGINEERING, Construction work	43,377.34
Pakistan	Engineering Services Consultants	Consulting Services	98,682.38
Pakistan	Ernst & Young Ford Rhodes	Consulting Services	490,027.55
Pakistan	Famous Electric	ARCHITEC/ENGINEERING, Construction work	318,786.56
Pakistan	Famous Electric	Consulting Services	52,993.06
Pakistan	Farooq Khan	Water & Environmenta	30,002.00
Pakistan	Fazlur Rahman Qureshi	Consulting Services	40,284.00
Pakistan	Friends Co	Consulting Services	31,718.40
Pakistan	Green Hills Associates Pvt Ltd	ARCHITEC/ENGINEERING, Construction work	55,377.91
Pakistan	Greenstar Social Marketing	Consulting Services	1,357,801.30
Pakistan	Haier Pakistan Pvt Ltd	Consulting Services	72,272.39
Pakistan	Haris Enterprises Pvt Ltd	Consulting Services	376,845.43
Pakistan	Hi Star Associates	ARCHITEC/ENGINEERING, Construction work	128,908.45
Pakistan	High Rise Pvt Ltd	ARCHITEC/ENGINEERING, Construction work	89,310.29
Pakistan	Human Resource Development	Consulting Services	42,969.60
Pakistan	Ikan Engineering Services	Consulting Services	82,720.29
Pakistan	Innovative Development Organization	Monitoring & Evaluat	201,663.00
Pakistan	Integrated Health Services	Consulting Services	1,556,646.30
Pakistan	Interflow Communications Pvt Ltd	Consulting Services	2,987,852.97
Pakistan	Iqbal Construction Company,	Consulting Services	36,803.36
Pakistan	Jers Engineering Consultants	Services	77,161.00
Pakistan	Junaidia Enterprises	Consulting Services	49,505.79
Pakistan	Kestral Spd Pvt Ltd	ARCHITEC/ENGINEERING, Construction work	188,157.50
Pakistan	Kestral Spd Pvt Ltd	Consulting Services	38,491.29
Pakistan	Lahore University Of Management	Consulting Services	48,088.70
Pakistan	M/S Badi-Uz-Zaman & Co Pvt Ltd	ARCHITEC/ENGINEERING, Construction work	65,207.56
Pakistan	M/S Ghulam Rasool & Co	ARCHITEC/ENGINEERING, Construction work	219,882.08
Pakistan	M/S Mubarik-Ur-Rehman & Co	ARCHITEC/ENGINEERING, Construction work	48,275.43
Pakistan	M/S Muhammad Tariq Khan & Co	Consulting Services	108,767.14
Pakistan	M/S Multi Mecc	ARCHITEC/ENGINEERING, Construction work	111,622.53
Pakistan	M/S Sajjad Akhtar & Co	ARCHITEC/ENGINEERING, Construction work	120,046.51
Pakistan	M/S Seena Gul Asir	Consulting Services	43,115.32
Pakistan	M/S Widecon	ARCHITEC/ENGINEERING, Construction work	146,807.58
Pakistan	M/S Zardad Khan & Co	ARCHITEC/ENGINEERING, Construction work	49,117.04
Pakistan	M/S Zenith Contruotion	Consulting Services	32,669.57
Pakistan	Ma Engineering Services,	ARCHITEC/ENGINEERING, Construction work	62,646.90
Pakistan	Media Mount	Consulting Services	38,902.50
Pakistan	Mir Salam Khan & Brothers	ARCHITEC/ENGINEERING, Construction work	167,212.43
Pakistan	Mountain Institute For Educational	Consulting Services	210,085.84
Pakistan	Ms. Super Kashmir Rent A Car	Other Costs	41,766.00
Pakistan	Muhammad Parvez Akhter	Consulting Services	110,000.00
Pakistan	Muhammad Saleem Baloch	Consulting Services	33,161.59
Pakistan	Muhammad Saifraz Awan	ARCHITEC/ENGINEERING, Construction work	34,810.75
Pakistan	Mumtaz Ali	Consulting Services	93,500.00
Pakistan	Nasrullah Khan & Company	Equipment & Supplies	132,988.90
Pakistan	National Engineering Services	ARCHITEC/ENGINEERING, Construction work	137,587.01

## Major contracts for services and works by UN organization

AGENCY	Location of Supplier	Name of Contractor	Description of Services	Contract Value USD
<b>UNICEF continued</b>				
	Pakistan	Niaz Ullah Khan	Consulting Services	46,682.82
	Pakistan	Nifza Communication	Consulting Services	53,217.20
	Pakistan	One Ten Pvt Ltd	ARCHITEC/ENGINEERING, Construction work	63,772.06
	Pakistan	Oxford Policy Management Ltd	Consulting Services	199,824.21
	Pakistan	Pak Enterprise	Consulting Services	93,265.98
	Pakistan	Pak Enterprise	Equipment & Supplies	665,070.07
	Pakistan	Pak Enterprise	Services	217,287.10
	Pakistan	Pak Serve Pvt Ltd	ARCHITEC/ENGINEERING, Construction work	286,338.02
	Pakistan	Pak Women	Consulting Services	83,185.92
	Pakistan	Pakistan Institute Of Legislative	Consulting Services	100,701.54
	Pakistan	Pakistan Institute Of Development	Consulting Services	84,050.00
	Pakistan	Prime Services	Consulting Services	1,621,964.07
	Pakistan	Raj Bros Engineering	ARCHITEC/ENGINEERING, Construction work	81,339.64
	Pakistan	Raja Building Contractors	Consulting Services	58,674.82
	Pakistan	Rana Yasir Ifkhar	ARCHITEC/ENGINEERING, Construction work	1,156,232.96
	Pakistan	Rashid Nazir	Consulting Services	60,500.00
	Pakistan	Redr-lhe Pakistan (Redr Uk)	Consulting Services	51,134.59
	Pakistan	Relacom Pakistan Pvt Ltd	Consulting Services	42,515.04
	Pakistan	Riaz Ud Din Engineering Pvt Ltd	ARCHITEC/ENGINEERING, Construction work	242,274.97
	Pakistan	Riz Consulting	Consulting Services	160,602.96
	Pakistan	Sarah Javed	Consulting Services	32,030.00
	Pakistan	Shaheed Zulfiqar Ali Bhutto	Consulting Services	131,978.08
	Pakistan	Shamsi Builders Ltd Islamabad	ARCHITEC/ENGINEERING, Construction work	61,588.96
	Pakistan	Sifco Engineering Services	Consulting Services	67,889.97
	Pakistan	Soc Films	Consulting Services	110,672.35
	Pakistan	Society for Community Support for Primary Education in Balochistan	Consulting Services	130,526.60
	Pakistan	Society For The Advancement Of Educ	Consulting Services	31,155.08
	Pakistan	Sosoc Consulting Services	Consulting Services	276,855.46
	Pakistan	Spectrum Communications	Consulting Services	310,369.76
	Pakistan	Syed Builders	Consulting Services	146,171.78
	Pakistan	Techni-Trade Associates	ARCHITEC/ENGINEERING, Construction work	56,846.73
	Pakistan	Techno Consult International	Consulting Services	604,762.65
	Pakistan	Tenure Constructions Pvt Ltd	ARCHITEC/ENGINEERING, Construction work	113,832.80
	Pakistan	Tenure Constructions Pvt Ltd	Consulting Services	72,324.27
	Pakistan	Ucc Pvt Ltd	ARCHITEC/ENGINEERING, Construction work	197,557.99
	Pakistan	Universal Engineering Services	ARCHITEC/ENGINEERING, Construction work	53,044.55
	Pakistan	Value Resources Pvt Ltd	Consulting Services	31,181.50
	Pakistan	Wackenhut Pakistan Pvt Ltd	Consulting Services	1,303,522.60
	Pakistan	Walkabout Films	Consulting Services	32,092.46
	Pakistan	Zee Brothers Pvt Ltd	ARCHITEC/ENGINEERING, Construction work	149,471.00
	Palestine (State of)	Abu Fulan Company For General Contracting	Water & Environmenta	497,147.43
	Palestine (State of)	Al Barq Transportation & Trading	Supply & Logistics	30,636.89
	Palestine (State of)	Al Hallaq Company	Water & Environmenta	170,471.47
	Palestine (State of)	Al Saleh For Building And Construction Co	Water & Environmenta	283,178.76
	Palestine (State of)	Alpha International For Research	Water & Environmenta	127,110.00
	Palestine (State of)	Al-Shahbaa Company	Education	150,716.39
	Palestine (State of)	Birzeit University	Child Protection	85,890.90
	Palestine (State of)	Dar Al Bina Company	Health	43,892.93
	Palestine (State of)	Jawad Kuhail Company Ltd	Relief & Rehabilitat	60,984.27
	Palestine (State of)	Jawad Kuhail Company Ltd	Services	35,609.78
	Palestine (State of)	Jawad Kuhail Company Ltd	Water & Environmenta	216,906.53
	Palestine (State of)	New Delta Contracting Co	Education	184,604.65
	Palestine (State of)	Falcon Company	Water & Environmenta	176,218.80
	Palestine (State of)	Rihab Sandouka/Akhdar	NUTRITION	36,262.86
	Palestine (State of)	Yaser Office	Water & Environmenta	380,267.63
	Panama	Audrey Delaitre Caushaj	Consulting Services	48,000.00
	Panama	Camazón, Daniel	Consulting Services	30,000.00
	Panama	Janet Lennox	Consulting Services	46,200.00
	Panama	Marco Luque	Consulting Services	33,800.00
	Panama	Mister Klean Overseas	Other business svces	31,980.54
	Panama	Sepprosa	Other business svces	35,040.00
	Panama	Timoteo Gordillo	Consulting Services	38,500.00
	Panama	Veronica Filippeschi	Consulting Services	39,600.00
	Panama	Victoria Colamarco	Consulting Services	46,500.00
	Paraguay	Cira Novara	Water & Environmenta	35,349.12
	Paraguay	Ojo De Pez SA	Communication	71,533.31
	Peru	Advantage Consulting SAC	Services	223,102.76
	Peru	Alcides Mauro Navarro Ramirez	Consulting Services	35,238.18
	Peru	Betsy Lourdes Cartagena Huaman	Consulting Services	30,242.92
	Peru	Cesar Augusto Delgado Pizarro	Consulting Services	47,871.44
	Peru	Corporacion Ludens Comunicaciones	Services	38,333.15
	Peru	Fernando Gerardo Ulloa Rodriguez	Consulting Services	53,600.00
	Peru	Hernan Eliseo Becerra Salazar	Consulting Services	33,492.35
	Peru	Iron Mountain Peru SA	Services	30,704.63
	Peru	Jeanine Marie Anderson Roos	Consulting Services	66,452.86
	Peru	Juan Erasmo Quezada Escobedo	Consulting Services	30,573.09
	Peru	Luis Alfredo Guerrero Ortiz	Consulting Services	30,058.08
	Peru	Maria Del Rosario Rodriguez	Consulting Services	34,943.51
	Peru	Moreno Zavaleta, Maria Teresa	Consulting Services	40,282.83
	Peru	Negron Juarez, Jose Medardo	Consulting Services	32,223.51
	Peru	Olva Courier SAC	TRANSPORT	32,000.13
	Peru	Personnel Advantage SAC	Services	194,724.52
	Peru	Piscoya Magallanes, Carol Rocio	Consulting Services	37,358.98
	Peru	Proseguridad SA	Services	45,560.87
	Peru	Ransa Comercial SA	Services	48,942.58
	Peru	Rossanna Bartra Arevalo De Hidalgo	Consulting Services	30,088.99
	Peru	Walter Huilca Escudero	Consulting Services	30,574.76
	Philippines	Appco Direct International	Consulting Services	563,309.94
	Philippines	Asian Institute Of Journalism	Consulting Services	44,082.22
	Philippines	Goetz Moving & Storage Inc	Consulting Services	118,430.53
	Philippines	Jon Michael Villasenor	Water & Environmenta	58,485.41
	Philippines	Maria Charmaine Gaa	Consulting Services	47,250.00
	Philippines	Maria Mercedes Chavez	Early Childhood Dev	41,460.63
	Philippines	Mediators Network for Sustainable Peace Inc	Consulting Services	120,816.06
	Philippines	Nutrition Center Of The Philippines	Consulting Services	69,559.82
	Philippines	Quantum Solutions Philippines Inc	Consulting Services	117,271.67
	Philippines	Reecs Inc	Consulting Services	88,171.93
	Philippines	Seameo Innotech	Consulting Services	46,320.00
	Philippines	Streams Of Knowledge	Consulting Services	39,997.44
	Philippines	Tauli-Corpus, Victoria	Consulting Services	39,050.00
	Philippines	Up Los Banos Foundation Inc	Consulting Services	46,829.26
	Philippines	UP-CPH Foundation Inc	Consulting Services	153,567.14
	Poland	Thu Phuong Nguyen	Consulting Services	34,366.93
	Portugal	Gabriela Maria Moreira Da Silva	Consulting Services	35,000.00
	Portugal	Jan Anton Leendert Jille	Consulting Services	76,727.19
	Puerto Rico	Producciones Calle 13 Inc	Consulting Services	30,000.00
	Republic of Moldova	Bdr Associates Communication Group	Education	30,000.00
	Republic of Moldova	Foundation For Social And Economic	Policy Analysis	44,910.48
	Republic of Moldova	Miske Witt & Associates Inc	Education	69,096.00
	Republic of Moldova	Resource Center Of Nongovernmental	Child Protection	40,105.88
	Republic of Moldova	Resource Center Of Nongovernmental	Policy Analysis	57,649.40
	Republic of Moldova	Sc Magenta Consulting SRL	Education	40,717.93
	Republic of Moldova	Volare Tur SRL	Child Protection	47,200.00



## Major contracts for services and works by UN organization

AGENCY			Contract Value
Location of Supplier	Name of Contractor	Description of Services	USD
UNICEF continued			
Romania	Sc Field Star S.R.L.	Resource Mobilization	80,867.16
Romania	Centrul Roman De Modelare Economica	Child Protection	45,400.35
Romania	Curs	Health services	62,742.64
Romania	Fanfara Relatii Publice SRL	Health	45,463.79
Romania	Lambru Mihaela	Consulting Services	31,750.00
Russian Federation	Alexander Kovalevsky	Consulting Services	32,250.00
Russian Federation	Institute For Budget Solutions	Consulting Services	46,000.00
Russian Federation	Visantiya Consulting_Ooo	Information services	30,454.72
Rwanda	Agespro Security	Services	99,734.73
Rwanda	Annet Birungi	Consulting Services	33,977.44
Rwanda	E.G.F.J. Cleaning Services	Services	41,056.26
Rwanda	Ipsos Synovate	Services	98,000.00
Rwanda	Ipsos Synovate	Water & Environmenta	46,450.00
Rwanda	Pivot Access Ltd	Consulting Services	39,103.51
Saint Lucia	Applied Research Institute Inc	Consulting Services	33,724.00
Senegal	Aissata Guéda Fall	Consulting Services	32,999.99
Senegal	Alima	Consulting Services	70,610.00
Senegal	Caractere Senegal	NUTRITION	82,820.00
Senegal	Ccad (Cabinet Consultance Add)	Education	76,199.97
Senegal	Gadec/Senegindia	Education	460,823.98
Senegal	Hics/Sciops	Education	186,486.59
Senegal	Hotel Neptune	Consulting Services	30,715.40
Senegal	Insight	Photo frame	32,868.00
Senegal	Intermed Actions Sari	Consulting Services	58,746.91
Senegal	King Fahd Palace Hotel	Consulting Services	200,663.03
Senegal	KPMG Audit Senegal	Admin/Personnel/Fina	123,750.00
Senegal	Lauren Suzanne Blum	Consulting Services	81,000.00
Senegal	Manobi	Education	32,005.57
Senegal	Play Therapy Africa (Pta)	Child Protection	48,880.25
Senegal	Play Therapy Africa (Pta)	Consulting Services	103,553.00
Senegal	Restaurant La Pointe Des Almadies	Consulting Services	56,725.04
Senegal	Sa Hotel Lamantin Beach	Consulting Services	65,682.42
Senegal	Sagam Securite Senegal	Consulting Services	51,929.28
Senegal	Samb Ndiaga	Consulting Services	30,348.00
Senegal	Tns Rms Senegal	Monitoring & Evaluat	55,316.57
Senegal	Vigassistance SA	Office premises	56,999.99
Senegal	World Vision International	Education	350,624.23
Serbia	Balkan International	Other Costs	35,615.32
Serbia	Blinaja	Other Costs	35,928.82
Serbia	Centar Za Liberalno-Demokratske	Consulting Services	44,069.29
Serbia	Fondacioni Together Kosova	Consulting Services	55,208.13
Serbia	Henderson	Other Costs	65,844.48
Serbia	Ipsos Strategic Marketing D.O.O.	Consulting Services	94,673.31
Serbia	Koperativa	Other Costs	50,108.48
Serbia	Marketing & Promotion	Other Costs	46,573.66
Serbia	Nadine Beudeker	Other Costs	34,000.00
Serbia	Peer Educators Network	Other Costs	37,985.75
Serbia	Republika	Other Costs	57,125.70
Serbia	RInvest Institute	Other Costs	56,226.70
Serbia	Vladan Jovanovic	Consulting Services	46,086.78
Serbia	Vladan Jovanovic	OTHER	39,668.67
Serbia	Zero Pozitive Publicis	Other Costs	30,009.20
Sierra Leone	Ahmry Services Construction & Gener	Consulting Services	45,913.69
Sierra Leone	Akal (SI) Ltd	Consulting Services	188,984.06
Sierra Leone	Broad Solutions	Consulting Services	117,007.00
Sierra Leone	Charlie'Sco Enterprises	Consulting Services	76,576.15
Sierra Leone	Charly Cox Communications	Consulting Services	43,950.00
Sierra Leone	Dalan Development Consultant	Consulting Services	41,229.95
Sierra Leone	Dreamperfect Solutions	Consulting Services	186,495.98
Sierra Leone	Khalil Hassan Bahsoon	Consulting Services	106,800.00
Sierra Leone	Nestbuilders International (SI) Ltd	Consulting Services	71,735.40
Sierra Leone	Patrick Katoti	Consulting Services	50,038.20
Sierra Leone	Ramsy Medical Laboratories	Consulting Services	100,345.27
Sierra Leone	Three Brothers Corporation (SI) Ltd	Consulting Services	52,361.18
Sierra Leone	Yassin Uledi Hatibu Mshana	Consulting Services	33,250.00
Singapore	Asia-Pacific Regional Network	Consulting Services	170,000.00
Singapore	Asia-Pacific Regional Network	Education	60,000.00
Singapore	New, Jin Rou	Consulting Services	30,400.00
Slovakia	Kerekrety, Jozef	Consulting Services	32,400.00
Somalia	Abshir Musa & Co	Security services	112,545.00
Somalia	Associated Cooks & Cleaners Company	Services	44,000.00
Somalia	Bulaale General Trading & Construction Co	Health	106,486.00
Somalia	Dayax Security Guards Association	Security services	33,600.00
Somalia	General Engineering Construction Co	Health	135,690.54
Somalia	Goljano Cleaners Company	Services	38,115.00
Somalia	Hodan Construction Company	Services	40,900.80
Somalia	Idman Construction & Gen Serv. Co	Services	87,771.00
Somalia	Idman Construction & General Service Co	Services	59,594.40
Somalia	Kulmiye Workshop	Services	32,400.00
Somalia	Rainbow Security Company	Security services	138,432.00
Somalia	Reality Media Ltd	Other Costs	30,000.00
Somalia	Rmi Somalia	Services	65,000.00
Somalia	Said & Sons Cooking Cooperative Ltd	Catering services	66,972.00
Somalia	Score2	Evaluation	324,167.00
Somalia	Score2	Services	49,600.00
Somalia	Tawakal Security Service Group	Security services	73,920.00
Somalia	Tawhid Engineering And Construction Co	Health	196,063.10
Somalia	Yellow House Company	Security services	91,876.00
Somalia	Yellow House Company	Services	34,453.50
South Africa	African Health System Developers (P	Child Protection	30,599.00
South Africa	Asnath Shai	Consulting Services	30,608.61
South Africa	Boluwaji Onabolu	Consulting Services	37,500.00
South Africa	Business Print Centre	Consulting Services	59,312.20
South Africa	CEPD	Consulting Services	55,270.33
South Africa	CEPD	OTHER	227,835.70
South Africa	Children'S Radio Foundation	Consulting Services	62,168.00
South Africa	Community Agency For Social Enquiry	Consulting Services	90,490.27
South Africa	Cross, Edward Piers W.	Consulting Services	129,084.00
South Africa	De La Porte, Jolani	Child Protection	30,400.00
South Africa	Deloitte & Touche	Consulting Services	42,905.61
South Africa	EPRI: Economic Policy Research Institute	Consulting Services	282,942.00
South Africa	Gloria Ann Britain	Consulting Services	59,284.83
South Africa	Handmade Communications	WATER AND SANITATION, WASH Construction	43,656.71
South Africa	Hasina Banu Ebrahim	Services	39,488.35
South Africa	Health And Development	Consulting Services	47,625.35
South Africa	Hiere, Agnes	Consulting Services	69,300.00
South Africa	Ht. Raubenheimer	EPI Logistics (Cold	56,400.00
South Africa	Institute of Health Programs and Systems (IHPS)	Consulting Services	272,053.41
South Africa	International Fundraising Sa	Consulting Services	298,978.40
South Africa	Kaelo Engage	Consulting Services	140,059.01
South Africa	Kwesi Formson	Consulting Services	30,000.00
South Africa	M Projects Cc	Consulting Services	272,507.31
South Africa	Magic Travel ( Pty ) Ltd	Consulting Services	243,436.12

## Major contracts for services and works by UN organization

AGENCY	Location of Supplier	Name of Contractor	Description of Services	Contract Value USD
UNICEF	continued			
South Africa		Magic Travel ( Pty ) Ltd	Training - Other	65,747.28
South Africa		Michelle Kok	Consulting Services	44,590.54
South Africa		Mvula Trust	Consulting Services	235,422.56
South Africa		Nomampondomise Sihlobo	Consulting Services	54,060.44
South Africa		North-West University	Consulting Services	182,671.09
South Africa		Oxford Policy Management Ltd	Consulting Services	177,370.98
South Africa		Patricia Ann Martin- Wiesner	Consulting Services	70,802.99
South Africa		Pawelczyk, Katarzyna	Consulting Services	30,750.00
South Africa		Phillip Geoffrey Randall	Consulting Services	76,230.00
South Africa		Praekelt Foundation	Consulting Services	141,787.37
South Africa		Rhema Bible Church North	Consulting Services	49,380.41
South Africa		Rubin, Shaun Anton	Consulting Services	64,000.00
South Africa		Rucc Construction Pty Ltd	Consulting Services	262,951.45
South Africa		Sarah Lorraine Kirby	Consulting Services	31,673.55
South Africa		Sarkin, Jeremy	Consulting Services	31,465.25
South Africa		Solstice Human Capital Pty Ltd	Consulting Services	42,775.20
South Africa		Solstice Human Capital Pty Ltd	Services	49,179.00
South Africa		South African Medical Research	Consulting Services	439,047.80
South Africa		Southern Africa Hiv And Aids	Consulting Services	280,647.00
South Africa		Southern African Hiv & Aids	EDUCATION SUPPLIES	49,980.00
South Africa		Southern Hemisphere	OTHER	60,123.97
South Africa		University Of Cape Town (Cider)	Consulting Services	45,721.39
South Africa		University Of Western Cape - Uwc	Consulting Services	58,974.51
South Africa		Uweso	Consulting Services	90,521.81
South Africa		Wings Corporate Travel Pty Ltd	Training - Other	200,006.04
South Sudan		Afex	Services	107,599.68
South Sudan		Aimtonga Amani	Consulting Services	71,500.00
South Sudan		Alfred Stuart Mutiti	Consulting Services	54,600.00
South Sudan		Aron International Hotel	Services	46,840.85
South Sudan		Boom Boom Investments	PSD Other Services	130,030.96
South Sudan		Brand Portal Group Ltd	Consulting Services	63,061.37
South Sudan		Brando Fire Protection Ltd	Services	49,905.85
South Sudan		Canaction Enterprise Ltd	Services	102,820.00
South Sudan		Cephus Diggs	Consulting Services	47,500.00
South Sudan		Decons International Ltd	Services	47,349.41
South Sudan		East Africa Aquatech Drilling Ltd	Water & Environmenta	280,482.85
South Sudan		Ferdinand Von Habsburg-Lothringen	Consulting Services	52,500.00
South Sudan		Gasco Ltd	Consulting Services	51,176.56
South Sudan		Gasco Ltd	OTHER	280,785.04
South Sudan		Gasco Ltd	Services	122,855.37
South Sudan		GIZ (Deutsche Gesellschafts fur Internationale Zusammenarbeit)	PSD Other Services	1,033,172.00
South Sudan		Globecomm Systems Inc	Communication	44,268.00
South Sudan		Greater Upper Nile Company For	Services	56,209.70
South Sudan		Hydro Water Well (SS) Ltd	Services	120,200.00
South Sudan		Hydro Water Well (SS) Ltd	Water & Environmenta	180,300.00
South Sudan		Hydrotech Services Ltd	OTHER	87,710.00
South Sudan		Hydrotech Services Ltd	Water & Environmenta	205,584.59
South Sudan		Juba Regency Hotel	Services	38,033.52
South Sudan		KPMG Kenya	PSD Other Services	43,266.00
South Sudan		KPMG Kenya	Services	79,710.00
South Sudan		Lalibela Res. Company Ltd	Services	31,132.40
South Sudan		Melisse Bedanie Turie	Consulting Services	40,000.00
South Sudan		Muthaiga Travel Ltd	Services	65,526.05
South Sudan		Nelly Badaru	Consulting Services	43,968.00
South Sudan		Omaski Sai Infra Co Ltd	Water & Environmenta	275,000.00
South Sudan		Palmtree Ltd	Consulting Services	44,548.41
South Sudan		Palmtree Ltd	Services	32,976.57
South Sudan		Pnr Services Ltd	Water & Environmenta	622,486.93
South Sudan		Redr Uk	Services	100,997.00
South Sudan		SDV -Logistics (S)	Services	140,654.32
South Sudan		Southern Sudan Drilling Services	Water & Environmenta	179,672.96
South Sudan		Techno Spar Drilling Co Ltd	Water & Environmenta	135,592.00
South Sudan		Tessa Rintala	DSA	32,500.00
South Sudan		Thelma K. Majela	Consulting Services	30,000.00
South Sudan		Tor Gai JioK Construction And	Services	250,622.00
South Sudan		Trojan Enterprises (SS) Ltd	Consulting Services	75,381.77
South Sudan		Trojan Enterprises (SS) Ltd	IT & OFFICE SUPPLIES	760,812.30
South Sudan		Trojan Enterprises (SS) Ltd	Services	1,082,212.81
South Sudan		Trojan Enterprises (SS) Ltd	Water & Environmenta	46,854.00
South Sudan		Universal Hydro Engineers & Contractors	Services	66,445.44
South Sudan		Universal Hydro Engineers & Contractors	Water & Environmenta	163,499.90
South Sudan		UNOPS	CONSTRUCTION NONWASH	1,028,868.00
South Sudan		UNOPS	Services	99,262.83
South Sudan		Vaddiparthi Harapasrad	Water & Environmenta	88,000.00
South Sudan		Veterans Security Services Ltd	PSD Other Services	88,372.09
South Sudan		Warehousing Logistics Company Ltd	OTHER	147,360.00
South Sudan		Warehousing Logistics Company Ltd	Services	61,761.67
South Sudan		Warrior Security Services	Services	290,315.25
South Sudan		Watsan Engineering Services Ltd	Water & Environmenta	144,158.02
Spain		Ardeshir Baiki	Consulting Services	58,500.00
Spain		Centro De Alianzas	Consulting Services	67,283.00
Spain		David Rizzi	NUTRITION	42,900.00
Spain		Eva Duarte Millas	Consulting Services	82,500.00
Spain		Fernando Pascual Martinez	Consulting Services	44,050.00
Spain		Fundacion Dara Internacional	Consulting Services	163,980.00
Spain		Irene Gomez Santos	Consulting Services	42,529.74
Spain		Jorge Caravotta	Consulting Services	60,000.00
Spain		Pablo Llopis Muñoz	Admin/Personnel/Fina	48,493.82
Spain		Peter Vanquaille	Supply & Logistics	65,235.00
Spain		Ricardo Sole Arques	Consulting Services	32,400.00
Sri Lanka		Bobby Construction	Consulting Services	179,518.44
Sri Lanka		Dharmadasa Construction	Consulting Services	1,276,458.67
Sri Lanka		Future Waves Private Ltd	Consulting Services	35,245.43
Sri Lanka		Greentech Consultants Pvt Ltd	Consulting Services	82,000.00
Sri Lanka		Kahawita De Silva & Associates	Consulting Services	60,255.50
Sri Lanka		Mercantile Security Service	Security services	41,601.31
Sri Lanka		MMGS Architects	Consulting Services	111,487.73
Sri Lanka		Ogilvy Action Pvt Ltd	Programme Communicat	97,108.35
Sri Lanka		Prasanna Ariyaratna	Consulting Services	36,991.00
Sri Lanka		Sisira Builders Pvt Ltd	Consulting Services	2,431,122.63
Sri Lanka		Squire Mech Engineering Pvt Ltd	Consulting Services	1,562,013.37
Sri Lanka		Sri Lanka Foundation Institute	Consulting Services	58,790.55
Sri Lanka		The Central Engineering Consultancy Bureau (CECB)	Consulting Services	113,340.44
Sri Lanka		VV Ramanathan & Company	Consulting Services	1,033,078.64
Sri Lanka		Wahid Construction	Consulting Services	1,725,963.10
Sri Lanka		World University Service Of Canada	Consulting Services	39,301.02
Sudan		Globecomm Systems Inc	COMMUNICATION EQUIP.	40,728.00
Sudan		Globecomm Systems Inc	Consulting Services	44,268.00
Sudan		Globecomm Systems Inc	Equipment & Supplies	33,780.00
Sudan		Juan Prawda	Consulting Services	48,600.00
Suriname		Myrthe Lionarons	Education	45,347.86
Swaziland		IBFAN Africa	Consulting Services	168,350.00
Sweden		Essam Ali	Consulting Services	66,000.00

## Major contracts for services and works by UN organization

AGENCY	Location of Supplier	Name of Contractor	Description of Services	Contract Value USD
UNICEF continued				
	Sweden	Ramadan Mamata Fabrice Mickael	Consulting Services	33,950.00
	Switzerland	Atar Roto Presse Sa	Consulting Services	74,175.64
	Switzerland	Atiks SA	Other Costs	168,562.32
	Switzerland	Bettina Schwethelm	Consulting Services	126,000.00
	Switzerland	Bowman Mark	IT Techn Advis Serv	97,932.60
	Switzerland	Christian Voumard	Consulting Services	43,999.92
	Switzerland	Connectis	Consulting Services	35,966.65
	Switzerland	Fehr Advice & Partners Ag	Consulting Services	35,000.00
	Switzerland	Groundwork Llc	Consulting Services	73,500.00
	Switzerland	Hogerzell, Hendrik	Consulting Services	48,000.00
	Switzerland	Holderbeke Elke	Consulting Services	71,652.57
	Switzerland	Huton, Guy P. C.	Consulting Services	60,300.00
	Switzerland	International Social Service	Child Protection	56,079.00
	Switzerland	International Social Service	Consulting Services	60,000.00
	Switzerland	Jerome Louis Delauzun	Consulting Services	36,600.00
	Switzerland	Jetivia Sa	Other Costs	93,360.60
	Switzerland	Kyrillou Androulla	Consulting Services	45,000.59
	Switzerland	Lawry-White Simon	Consulting Services	34,649.91
	Switzerland	Lawry-White, Janey	OTHER	30,800.00
	Switzerland	Mister Robert	Consulting Services	35,819.49
	Switzerland	Open Systems Ag	IT Comm/Connect Serv	906,603.90
	Switzerland	Safe Host Sa	IT Hosting Serv	33,673.53
	Switzerland	Sharp Electronics Schweiz AG	Other Costs	132,687.08
	Switzerland	Solstice Human Capital	Consulting Services	122,212.82
	Switzerland	Ursina Weidkuhn	Consulting Services	51,600.00
	Switzerland	Xerox Ag	Other Costs	60,990.36
	Tajikistan	Cjsc Lex Expert	Early Childhood Dev	138,641.25
	Tajikistan	Llc Binokor	PSD Other Services	83,637.36
	Tajikistan	Llc Farzot	Water & Environmenta	133,738.19
	Tajikistan	Llc Kvarst	PSD Other Services	43,798.54
	Tajikistan	Llc Madadi Bakhtiyor	PSD Other Services	36,779.19
	Tajikistan	Sharifov Khusrav	Programme Management	36,605.00
	Thailand	Adecco Phaholyothin Recruitment Ltd	Consulting Services	53,293.68
	Thailand	Adecco Phaholyothin Recruitment Ltd	Other Costs	111,703.71
	Thailand	Andrew Brown	Consulting Services	92,000.00
	Thailand	Angelo Ortiz-Luis Jacinto	Consulting Services	44,000.00
	Thailand	Appco Ltd	Consulting Services	1,964,641.81
	Thailand	Asia Pacific Network Of People	Consulting Services	36,000.00
	Thailand	Carl Gregory	Adult & Youth Litera	36,000.00
	Thailand	Centara Duangtawan Hotel Chiang Mai	Consulting Services	33,277.27
	Thailand	Codling, Karen	Consulting Services	31,050.00
	Thailand	Godefridus Van Griensven	Consulting Services	31,200.00
	Thailand	Guts Investigation Co Ltd	Consulting Services	60,554.21
	Thailand	Hr Solutions Ltd	Consulting Services	99,130.00
	Thailand	Igg Advertising (Thailand) Ltd	Other Costs	87,700.73
	Thailand	James Shooobridge	Basic Education	60,100.00
	Thailand	Jeanne (Johanna) Lennkh-Saad	Consulting Services	76,860.00
	Thailand	Jill Lawler	Planning	69,900.00
	Thailand	Karl Spence	Consulting Services	61,500.00
	Thailand	Lori Dee Thorell	Consulting Services	117,000.00
	Thailand	Monique Henriette Beun	Consulting Services	45,000.00
	Thailand	Ogilvyone Worldwide Ltd	Consulting Services	1,100,334.04
	Thailand	P. S. Generation Co Ltd	Consulting Services	33,061.79
	Thailand	Public Health Solutions Ltd	Consulting Services	113,209.33
	Thailand	Public Nutrition Solutions, Ltd	Consulting Services	38,455.00
	Thailand	Qimti Zehra Paierjton	Policy Analysis	47,076.20
	Thailand	Robert Mclaughlin	Consulting Services	30,135.00
	Thailand	SG Global Support Services Sdn Bhd	Consulting Services	445,947.20
	Thailand	Shirley Susan Mark Prabhu	Consulting Services	59,400.00
	Thailand	Tns Research International	Consulting Services	42,308.43
	The Former Yugoslav Republic of Ma	Algoritam Centar	Consulting Services	40,697.48
	Timor-Leste	Era Bica Unipessoal, Lda	Consulting Services	43,933.34
	Timor-Leste	Otsoparis UniP Lda	Consulting Services	45,511.88
	Togo	Aristide Kielem	Consulting Services	44,035.26
	Togo	Entreprise Abiki	Other Costs	41,507.41
	Togo	Etradis	Consulting Services	47,873.73
	Togo	Forages Technic-Eau Togo (Sari)	Other Costs	74,332.50
	Togo	Genie Batisseur Ets	Other Costs	63,182.94
	Togo	Grande Menuiserie Alu	Consulting Services	68,950.00
	Togo	Is Afric	Consulting Services	42,223.65
	Togo	Otamari Sarl	Other Costs	37,976.00
	Togo	Sara Business Center Sarl	Other Costs	65,613.63
	Togo	Togotelecom	Consulting Services	63,120.00
	Trinidad and Tobago	Creative Joint Ltd	Consulting Services	43,000.00
	Turkey	Ayhan, Ozias	Consulting Services	35,000.00
	Turkey	Bernard Kennedy	Consulting Services	32,498.00
	Turkey	Berrin Akman	Consulting Services	264,662.00
	Turkey	Eduser Danismanlik/Consultancy	Consulting Services	219,700.22
	Turkey	Eylem Umit Atilgan	Consulting Services	34,000.00
	Turkey	Gelengul Haktanir	Consulting Services	267,782.00
	Turkey	Gencilik Ser.Mer. Turz.Egt.Danis.	Consulting Services	53,083.76
	Turkey	Ikada Ik Gellism Danis. LtdSti	Consulting Services	39,570.76
	Turkey	Iris Iletisim Cozumleri	Programme Communicat	309,637.31
	Turkey	Kulteğin Ogel	Consulting Services	55,246.10
	Turkey	Meşe İletişim Hiz Dan Ve Tic Aş	Consulting Services	168,782.90
	Turkey	Neriman Aral	Consulting Services	126,342.00
	Turkey	Netvizyon Tanitim Org.Basin	Consulting Services	43,169.55
	Turkey	Nur Otaran	Consulting Services	38,889.20
	Turkey	Safiye Serra Muderrisoglu	Consulting Services	31,703.89
	Turkey	Turkiye Ekonomi Pol.Aras.Vkf.	Consulting Services	35,139.17
	Turkey	Ugur Tekin	Consulting Services	30,765.14
	Turkey	Uluslararası Cocuk Merkezi Dernegi	Consulting Services	125,642.63
	Turkey	Wyg International Danis.LtdSti	Consulting Services	34,083.99
	Uganda	Africa Broadcasting (U) Ltd	Consulting Services	349,403.48
	Uganda	Africa Broadcasting (U) Ltd	Other Costs	40,050.64
	Uganda	Akoptio Enterprises	Other Costs	80,915.25
	Uganda	Alfred Assey Mukasa	OTHER	99,000.00
	Uganda	Andrew Kibirige Lutwama	Consulting Services	88,000.00
	Uganda	Aqua Drill Tech Uganda Ltd	Consulting Services	62,713.48
	Uganda	Bosco Bulasio (B.B) Enterprises	WATER AND SANITATION, WASH Construction	33,996.01
	Uganda	Childfund International	Consulting Services	619,731.00
	Uganda	China Geo-Engineering Corp (U) Ltd	Consulting Services	332,998.26
	Uganda	China Geo-Engineering Corp (U) Ltd	WATER AND SANITATION, Water supply	292,331.23
	Uganda	Cnn International	Consulting Services	40,000.00
	Uganda	Communication For Development Foundation	Consulting Services	200,141.81
	Uganda	Craig Joshua Berman	Consulting Services	66,990.00
	Uganda	Daniela Patricia Rojas Chaves	Consulting Services	78,540.00
	Uganda	Denis Matsiko	Consulting Services	33,904.94
	Uganda	Dimagi Inc	Consulting Services	49,808.46
	Uganda	D-Mark Company Ltd	Consulting Services	285,431.60
	Uganda	Draco (U) Ltd	Consulting Services	55,500.32
	Uganda	Farst Africa Ltd	Consulting Services	360,041.00
	Uganda	First Love Ltd	Consulting Services	41,470.00

## Major contracts for services and works by UN organization

AGENCY	Location of Supplier	Name of Contractor	Description of Services	Contract Value USD
UNICEF continued				
Uganda		Frank O'Meara	Consulting Services	69,300.00
Uganda		Galaxy General Supplies	Consulting Services	106,785.08
Uganda		Hippo Technical Services Ltd	Consulting Services	185,259.06
Uganda		Hotel Africana Ltd	Other Costs	36,262.52
Uganda		Hydratech Uganda Ltd	Consulting Services	134,882.20
Uganda		Innovation Africa Ltd	Consulting Services	179,436.92
Uganda		Ipa Africa	Consulting Services	34,925.00
Uganda		James Powell	Consulting Services	80,080.00
Uganda		Jeremy Green	Consulting Services	75,600.00
Uganda		Jojohe Agencies	WATER AND SANITATION, WASH Construction	33,313.23
Uganda		Joy Catherine Birabwa	Consulting Services	58,402.22
Uganda		Kalanga Enterprises	Other Costs	31,200.00
Uganda		Karin Bridger	Consulting Services	37,200.00
Uganda		Keke General Enterprise	Other Costs	77,309.30
Uganda		Kol Services Ltd	Consulting Services	312,693.88
Uganda		Kolele Enterprises Ltd	Consulting Services	63,302.79
Uganda		Kuehne & Nagel A/S	Other Costs	50,789.14
Uganda		Laura Macchione	Consulting Services	49,500.00
Uganda		Lilian Nabunnya	Consulting Services	61,773.50
Uganda		Lorika Yusuf Atef	Consulting Services	41,148.64
Uganda		Makerere University School Of Public Health	Consulting Services	153,710.95
Uganda		Montrose International Associates LLP	Consulting Services	136,901.00
Uganda		Moringa Ltd	Consulting Services	59,223.91
Uganda		Motor Care Clinic Ltd	TRANSPORT	40,000.00
Uganda		Mountbatten Ltd	Consulting Services	54,170.81
Uganda		Mukwaya Douglas Lule	Consulting Services	49,500.00
Uganda		Nathan Nkurunziza Nshakira	Consulting Services	58,500.00
Uganda		Neinah Ltd	Radio communication	35,032.99
Uganda		New Vision Printing & Publishing	PSD Printing Serv.	94,470.19
Uganda		New Vision Printing & Publishing	Radio communication	85,859.83
Uganda		Norema Services (U) Ltd	Other Costs	69,340.70
Uganda		Ojik Consultants Ltd	Consulting Services	40,079.19
Uganda		Omaniman Agencies Supplies Ltd	Other Costs	39,197.53
Uganda		Paradox Alley	Consulting Services	94,000.00
Uganda		Racheal Kadama Kituuka	Consulting Services	42,096.47
Uganda		Radio Management Services Ltd	Radio communication	60,147.78
Uganda		Raising Voices	Consulting Services	44,804.26
Uganda		Robby Muhumuza	Consulting Services	46,454.73
Uganda		Royal Techno Industries Ltd	Consulting Services	391,626.26
Uganda		Sean Blaschke	Consulting Services	143,870.00
Uganda		Service & Computer Industries Ltd	PRINTING	40,693.36
Uganda		Spedag Interfreight Uganda Ltd	Other Costs	71,828.25
Uganda		Spedag Interfreight Uganda Ltd	WAREHOUSING	82,800.00
Uganda		Spedag Interfreight Uganda Ltd	WAREHOUSING	82,800.00
Uganda		Speke Resort Munyonyo	Other Costs	33,078.58
Uganda		Sumadhura Technologies Ltd	Consulting Services	925,794.06
Uganda		Sumadhura Technologies Ltd	Equipment & Supplies	49,514.78
Uganda		Team Initiatives Ltd	Consulting Services	42,600.83
Uganda		Text To Change Mobile Ltd	Consulting Services	144,824.88
Uganda		The Monitor Publications Ltd	PSD Printing Serv.	54,815.69
Uganda		Transcultural Psychosocial Org (Ssa)	Consulting Services	58,784.86
Uganda		Uganda Paediatric Association	Consulting Services	39,375.36
Uganda		Uganda Telecom	Equipment & Supplies	67,948.33
Uganda		Uganda Telecom	Other Costs	230,332.12
Uganda		Ultimate Security Ltd	Other Costs	39,487.14
Uganda		Wamuco Motors (U) Ltd	TRANSPORT	30,000.00
Uganda		Yo! Uganda Ltd	Consulting Services	37,169.33
Ukraine		Arena	Communication	43,057.00
Ukraine		Arena	Services	103,464.72
Ukraine		Fisco Inform Llc	Consulting Services	149,418.00
Ukraine		Inmind	Consulting Services	44,733.72
Ukraine		Rubi Consulting	Communication	39,150.00
Ukraine		Statinformconsulting	Monitoring & Evaluat	523,004.57
Ukraine		Uisr After O. Yaremko	Adolescent & HIV/AIDS	81,866.65
Ukraine		Uisr After O. Yaremko	AIDS/HIV-STD: Youth	80,858.40
Ukraine		Ukrainian Conference Service Center	Services	109,346.31
Ukraine		Upravlinnya Personalom Llc	Admin/Personnel/Fina	45,570.33
United Arab Emirates		Dalia Abdulwahed Haroun	Consulting Services	61,814.25
United Arab Emirates		Mcs Action Fz Llc	Monitoring & Evaluat	43,125.98
United Arab Emirates		Mogadishu Stars General Trading Llc	Other Costs	552,941.94
United Arab Emirates		Mogadishu Stars General Trading Llc	Other Partnerships	1,553,944.54
United Arab Emirates		Nancy Merheb	Consulting Services	32,671.20
United Arab Emirates		Razan Sahuri	Consulting Services	37,980.27
United Kingdom		Alveteg, Thomas	Consulting Services	51,000.00
United Kingdom		Amanda Jane Seel	Consulting Services	45,000.00
United Kingdom		Anis Waljee	Consulting Services	37,600.00
United Kingdom		Bedford, Juliet	Consulting Services	90,000.00
United Kingdom		Boutel, Tamima	Consulting Services	56,600.00
United Kingdom		Bradbury, Meredith	Consulting Services	33,000.00
United Kingdom		Brown, Margaret Jane	Consulting Services	110,175.00
United Kingdom		Carolyn Paula Hamilton	Consulting Services	43,200.00
United Kingdom		Chancellor, Masters and Scholars of University of Oxford	Consulting Services	221,535.06
United Kingdom		Children Legal Center	Consulting Services	78,609.58
United Kingdom		Children'S Legal Center	Consulting Services	41,647.00
United Kingdom		Child-To-Child Trust	Consulting Services	65,749.00
United Kingdom		Christopher Gordon Robertson	Consulting Services	60,600.00
United Kingdom		Claudia Seymour	Consulting Services	32,000.00
United Kingdom		Colliers International	Misc NonStd NonStock	87,000.00
United Kingdom		Consider Solutions Ltd	Consulting Services	137,200.00
United Kingdom		Consider Solutions Ltd	IT Consultancy Serv	99,840.00
United Kingdom		Coram Children's Legal Centre	Consulting Services	207,519.85
United Kingdom		Cranfield Management Development Ltd	Consulting Services	527,884.00
United Kingdom		Delta Partnership	Consulting Services	65,000.00
United Kingdom		Dennis Richard Pain	Education	56,940.00
United Kingdom		Dennis Richard Pain	Programme Analysis/P	54,600.00
United Kingdom		Development Pathways Ltd	Consulting Services	160,300.00
United Kingdom		Dominik Dieter Horneber	Consulting Services	38,100.00
United Kingdom		E.G. Sheppardmoscow Llp	Consulting Services	353,320.00
United Kingdom		Education For Change Ltd	Consulting Services	255,301.00
United Kingdom		Enet Cic	Consulting Services	58,359.65
United Kingdom		Equatel (Uk) Ltd	Consulting Services	30,000.00
United Kingdom		Everychild	Consulting Services	143,241.00
United Kingdom		Fergus Cameron Mcbean	Emergency Programme	46,857.15
United Kingdom		Fieldwork Education Ltd	Consulting Services	35,280.00
United Kingdom		Francis Oluch Odhiambo	Water & Environmenta	55,453.00
United Kingdom		Gandhi, Gian	Consulting Services	59,890.00
United Kingdom		Gerison Lansdown	Consulting Services	48,260.00
United Kingdom		Green Ink Publishing Services Ltd	Consulting Services	37,762.75
United Kingdom		Hamilton Carolyn Paula	Consulting Services	62,560.00
United Kingdom		Hasan, Muhammad Quamrul	Consulting Services	75,200.00
United Kingdom		House, Sarah	Consulting Services	33,000.00
United Kingdom		Humanitarian Outcomes	Evaluation	272,826.00
United Kingdom		Imperial College Consultants Ltd	Consulting Services	235,602.24

## Major contracts for services and works by UN organization

AGENCY			Contract Value
Location of Supplier	Name of Contractor	Description of Services	USD
UNICEF continued			
United Kingdom	Imperial College Of Science,	Consulting Services	32,418.47
United Kingdom	Institute Of Development Studies	Consulting Services	630,986.69
United Kingdom	International Education Partners	Consulting Services	273,115.00
United Kingdom	International Education Partners	Education	53,145.00
United Kingdom	Intrac Ltd	Consulting Services	47,855.00
United Kingdom	Iod/Parc	Consulting Services	71,580.00
United Kingdom	Jbs Executive Education Ltd	Consulting Services	415,159.00
United Kingdom	Jbs Executive Education Ltd	Other Costs	593,333.00
United Kingdom	Jigsaw Consult	Consulting Services	41,040.00
United Kingdom	Jonathan Bradshaw	Consulting Services	50,900.00
United Kingdom	Kifani Solutions Ltd	Monitoring & Evaluat	660,839.97
United Kingdom	Laetitia Antonowicz	Consulting Services	46,600.00
United Kingdom	Lasanowski, Veronica	Consulting Services	56,420.00
United Kingdom	Leonard Cheshire Disability &	Consulting Services	53,887.00
United Kingdom	Liverpool School of Tropical Medicine	Child Survival ;CSD	48,402.97
United Kingdom	Liverpool School of Tropical Medicine	Consulting Services	732,009.38
United Kingdom	Liverpool School of Tropical Medicine	Services	100,439.63
United Kingdom	Logistics Learning Alliance Ltd	Supply & Logistics	55,034.74
United Kingdom	London School of Hygiene & Tropical Medicine	Consulting Services	46,070.00
United Kingdom	London School of Hygiene & Tropical Medicine	Other Costs	149,200.00
United Kingdom	Lse Enterprise	Consulting Services	31,500.00
United Kingdom	Mannion Daniels	Consulting Services	59,864.80
United Kingdom	Mary May Pauline Crawford	Consulting Services	37,500.00
United Kingdom	Masdar (Uk) Ltd	Consulting Services	225,960.00
United Kingdom	Mediatrain	Services	41,440.00
United Kingdom	Murray Iain Colin	Consulting Services	49,479.92
United Kingdom	Naumann Matthew	Consulting Services	72,848.00
United Kingdom	Novelli, Mario	Consulting Services	53,460.00
United Kingdom	O'Gorman, Eleanor	Consulting Services	64,800.00
United Kingdom	Overseas Development Institute	Consulting Services	58,273.00
United Kingdom	Overseas Development Institute	Policy Analysis	257,025.40
United Kingdom	Oxford Policy Management Ltd	Consulting Services	44,565.01
United Kingdom	Oxford Policy Management Ltd	Legal/Policy	82,178.00
United Kingdom	Oxford Policy Management Ltd	OTHER	1,023,253.00
United Kingdom	Oxford Policy Management Ltd	Social Services/Soci	767,729.00
United Kingdom	P & La	Consulting Services	121,650.00
United Kingdom	Penal Reform International	Consulting Services	99,528.00
United Kingdom	Plaskett, Ian	Consulting Services	71,025.50
United Kingdom	Radford, Lorraine	Consulting Services	43,350.00
United Kingdom	Reuters Foundation Consultants Ltd	Consulting Services	30,676.62
United Kingdom	Rieser, Richard	Consulting Services	83,600.00
United Kingdom	Safehands For Mothers	TRAINING	141,431.00
United Kingdom	Scorch London Ltd	Consulting Services	104,223.04
United Kingdom	Shamima Yasmine	Consulting Services	30,000.00
United Kingdom	Shyamol Alam Choudhury	Consulting Services	37,500.00
United Kingdom	Simon Alistair Arthur Lawson	Consulting Services	55,050.00
United Kingdom	Smartlogic Semaphore Ltd	Consulting Services	33,600.00
United Kingdom	Smith, Alan	Consulting Services	39,000.00
United Kingdom	Stephen Kinzett	Consulting Services	42,300.00
United Kingdom	Strategic Agenda Lip	Consulting Services	118,309.95
United Kingdom	Sue Enfield	Consulting Services	46,507.00
United Kingdom	Susan Jones	Consulting Services	42,020.00
United Kingdom	Taliboy Communications Ltd	Consulting Services	37,070.00
United Kingdom	Telespazio Vega Uk Ltd	Misc NonStd NonStock	653,120.70
United Kingdom	The Children's Legal Centre	Consulting Services	93,784.03
United Kingdom	The Northampton Centre for Learning Behaviour Ltd	Consulting Services	125,131.04
United Kingdom	The University of York - PRDU	Education	892,657.00
United Kingdom	Thompson, Hannah	Consulting Services	63,000.00
United Kingdom	University Of Oxford	Consulting Services	135,244.98
United Kingdom	Uppard, Sarah	Consulting Services	116,550.00
United Kingdom	Valid International Ltd	Consulting Services	261,978.00
United Kingdom	Valid International Ltd	NUTRITION	55,438.32
United Kingdom	Valid International Ltd	NUTRITION	47,896.09
United Kingdom	Valid International Ltd	NUTRITION POLICY	33,579.00
United Kingdom	Van De Velde, Martine	Consulting Services	31,350.00
United Kingdom	Walkgrove Ltd	Other Costs	129,980.00
United Kingdom	Zone Ltd	Consulting Services	30,000.00
United Republic of Tanzania	Pharmconsult Africa Ltd	Consulting Services	90,460.00
United Republic of Tanzania	Amca Inter-Consult Ltd	Consulting Services	173,158.30
United Republic of Tanzania	Ardhi University	Services	132,158.64
United Republic of Tanzania	Connal Criana	Consulting Services	38,000.00
United Republic of Tanzania	Ifakara Health Institute	Consulting Services	150,360.34
United Republic of Tanzania	Indigo Mpc Ltd	OTHER	37,321.00
United Republic of Tanzania	Innovex Development Consulting Ltd	Consulting Services	110,112.47
United Republic of Tanzania	Institute Of Development Studies	Consulting Services	161,711.56
United Republic of Tanzania	Mollel Electrical Contractors Ltd	Electrical install.	34,538.81
United Republic of Tanzania	Sheila Aliy	Consulting Services	38,443.20
United Republic of Tanzania	Sokoine University of Agriculture	Consulting Services	349,551.40
United Republic of Tanzania	Synovate Tanzania Ltd	Consulting Services	75,278.76
United States of America	Aba Jebel, Sofia	Consulting Services	55,451.00
United States of America	Abaakil, Zayn	Consulting Services	50,380.00
United States of America	Abdurazakov, Akmal	Consulting Services	49,665.00
United States of America	Abimeri, Krystal	Consulting Services	41,800.00
United States of America	Accenture Lip	Consulting Services	366,288.00
United States of America	AIR: American Institutes For Research	Consulting Services	1,266,290.39
United States of America	AIR: American Institutes For Research	TRAINING	1,117,805.00
United States of America	Al Jbaili, Rami	Consulting Services	46,760.00
United States of America	Ali, Leandra	Consulting Services	45,225.00
United States of America	Alison Raphael	Consulting Services	32,700.00
United States of America	Alliance Sourcing Inc	Consulting Services	116,774.00
United States of America	Allison Lynch	Consulting Services	105,300.00
United States of America	Alta Language Services	Consulting Services	50,000.00
United States of America	Andrew Jc Cunningham	Consulting Services	35,935.00
United States of America	Anna E Knutzen	Consulting Services	31,800.00
United States of America	Antonelli, Steve	Consulting Services	88,660.00
United States of America	Antonello Castaldi	Consulting Services	61,400.00
United States of America	Aptmetrics	Consulting Services	31,500.00
United States of America	Assist2Code Corporation	Consulting Services	66,640.00
United States of America	Atlantic Business Products	Misc NonStd NonStock	151,038.56
United States of America	Avenir Analytics	Consulting Services	497,139.00
United States of America	Babakian, Genine	Consulting Services	68,075.00
United States of America	Bagriansky, Joachim	Consulting Services	46,600.00
United States of America	Bankable Frontiers Associates	Consulting Services	148,374.00
United States of America	Barahona, Maria	Consulting Services	31,920.00
United States of America	Beckford, Alecia	Admin/Personnel/Fina	30,784.00
United States of America	Benmansour, Aicha	Consulting Services	46,200.00
United States of America	Big Yellow Taxi	Consulting Services	76,630.50
United States of America	Black Box Network Services	IT Comm/Connect Serv	95,729.30
United States of America	Bloomberg L.P	Consulting Services	65,880.00
United States of America	Bonded Services	Consulting Services	32,390.03
United States of America	Booz Allen Hamilton	Consulting Services	116,705.98
United States of America	Bornholtz, Steven	Consulting Services	37,601.00
United States of America	Bousri, Arun	IT Consultancy Serv	48,980.00



## Major contracts for services and works by UN organization

AGENCY	Location of Supplier	Name of Contractor	Description of Services	Contract Value USD
UNICEF continued				
United States of America		Boyce, Kwame	Consulting Services	47,025.00
United States of America		BT Ins Inc	Admin/Personnel/Fina	238,001.09
United States of America		Buenaventura, Tyeast	Consulting Services	50,625.00
United States of America		Buildbridge Institute	Other Costs	51,873.77
United States of America		Bujalance Andres, Pedro	Consulting Services	71,700.00
United States of America		Burlyayeva-Norman, Anna	Consulting Services	52,700.00
United States of America		C Global Consulting, Llc.	Consulting Services	55,100.00
United States of America		Cabinet School-To-School	Consulting Services	135,192.00
United States of America		Cactus Consulting Group, Llc	Consulting Services	34,750.00
United States of America		Calderon, Valentina	Consulting Services	92,450.00
United States of America		Carma International Inc	Consulting Services	95,350.00
United States of America		Carner, Mindy	Consulting Services	62,550.00
United States of America		Carrey, David	Consulting Services	81,032.38
United States of America		Cary Mccormick	Consulting Services	69,300.00
United States of America		Castle, Krystal	Consulting Services	71,750.00
United States of America		Cecilia Marie Kline	Consulting Services	31,100.00
United States of America		Chandan, Upjeet	Consulting Services	82,575.00
United States of America		Chemba Srinivasa Raghavan	Consulting Services	50,400.00
United States of America		Chilton Seth	Consulting Services	69,300.00
United States of America		Cisco Systems Inc	Communic. eq. maint.	60,000.00
United States of America		Cisco Webex Llc	IT Comm/Connect Serv	172,130.00
United States of America		Clubwala, Astad	Consulting Services	72,000.00
United States of America		CMC Americas Inc	Consulting Services	288,560.00
United States of America		Code Llc	Consulting Services	168,485.01
United States of America		Coen, Robert	Consulting Services	34,800.00
United States of America		Colin Copeland	Consulting Services	77,000.00
United States of America		Collins Building Services Inc	Misc NonStd NonStock	230,627.16
United States of America		Columbia Group For Children	Consulting Services	101,786.00
United States of America		Columbia Group For Children	Monitoring & Evaluat	128,459.10
United States of America		Communications Development Inc	Other Costs	61,506.00
United States of America		Community Systems Foundation	Consulting Services	875,852.66
United States of America		Community Systems Foundation	Monitoring & Evaluat	1,673,959.61
United States of America		Community Systems Foundation	Programme Statistics	54,419.00
United States of America		Compunnel Software Group Inc	Consulting Services	346,972.50
United States of America		Compwave Co	Consulting Services	50,000.00
United States of America		Consolidated Carpet Tw	Misc NonStd NonStock	870,529.80
United States of America		Cornell University	Consulting Services	69,872.60
United States of America		Cornell University,	Consulting Services	69,986.00
United States of America		Cortellesi, Matthew	Consulting Services	72,765.00
United States of America		Cortina, Jeronimo	Consulting Services	50,000.00
United States of America		Cracked In The Head Films Llc	Consulting Services	55,665.78
United States of America		Cravo, Joseph	Consulting Services	40,000.00
United States of America		Cutter Information Llc	IT Consultancy Serv	80,275.50
United States of America		Dalberg Consulting Us Llc	Consulting Services	134,000.00
United States of America		Dalton, Jessica	Consulting Services	41,800.00
United States of America		Daniel Mont	Consulting Services	31,000.00
United States of America		Dash, Della	Consulting Services	33,000.00
United States of America		David Cownie	Child Protection	56,500.00
United States of America		Dawson, James	Consulting Services	70,000.00
United States of America		De Lornzo-Caceres Cantero, Irene	Consulting Services	85,630.00
United States of America		Della Jill Dash	Consulting Services	58,307.00
United States of America		Dems, Myriam	Consulting Services	77,150.00
United States of America		Denes, Anne E.	Consulting Services	58,500.00
United States of America		Detiger, Erik	Consulting Services	49,400.00
United States of America		Dettori, Elizabeth	Consulting Services	73,850.00
United States of America		Dimagi Inc	Consulting Services	38,497.00
United States of America		DLT Solutions Llc	IT Comm/Connect Serv	110,275.56
United States of America		Docuphile Media, Llc	Consulting Services	86,366.52
United States of America		Domedia	Communication (Publ	45,100.00
United States of America		Donahue, Cody	Consulting Services	71,500.00
United States of America		Donithorn, Bethany	Consulting Services	67,760.00
United States of America		Doogan, Desmond	Communication (Publ	41,100.00
United States of America		Doogan, Desmond	Consulting Services	42,575.00
United States of America		Doris, Aisha	Consulting Services	33,000.00
United States of America		Drexel University	Consulting Services	35,491.00
United States of America		Dyette, Curtis	IT Consultancy Serv	53,703.00
United States of America		E-Cornell	Other Costs	227,500.00
United States of America		Eduardo Cure	Consulting Services	108,400.00
United States of America		Edwards, Rodney	IT Consultancy Serv	48,980.00
United States of America		Ehealth & Information Systems Niger	Consulting Services	30,400.00
United States of America		Elessawi, Rania	Consulting Services	39,312.00
United States of America		Elizabeth Glaser Pediatric Aids Fd	Consulting Services	318,168.00
United States of America		Elma Lorraine Diggs	EPI	71,635.00
United States of America		Emerging Markets Communications	Equipment & Supplies	83,367.00
United States of America		Emerging Markets Communications Llc	Equipment & Supplies	47,939.00
United States of America		Emily Vargas-Baron	Consulting Services	59,600.00
United States of America		Emily Vargas-Baron	Early Childhood Dev	73,500.00
United States of America		Emmanuel Wansi	Consulting Services	85,144.40
United States of America		Engilbertsdottir, Solrun	Consulting Services	85,491.00
United States of America		Entellus Technology Group Inc - C	Consulting Services	65,000.00
United States of America		Eresso Geleta Aga	Consulting Services	31,500.00
United States of America		Evan McArthur Wheeler	Consulting Services	86,625.00
United States of America		Everold Hosein	Consulting Services	39,710.00
United States of America		Family Health International	HIV/AIDS	96,210.00
United States of America		FHI Development 360 Llc	Consulting Services	1,991,000.00
United States of America		FHI Development 360 Llc	Education	500,000.00
United States of America		Forrest Solutions	Communication (Publ	59,450.75
United States of America		Forrest Solutions	IT Other Services	78,330.00
United States of America		Forrest Solutions	Misc NonStd NonStock	797,856.35
United States of America		Gartner Inc	IT Training Serv	109,225.03
United States of America		Gary R. Gleason	Consulting Services	37,133.00
United States of America		Gayanelo, Dennis	Consulting Services	46,200.00
United States of America		Generoux, Anne	Consulting Services	33,000.00
United States of America		George, Daniel	Consulting Services	73,450.00
United States of America		Gesti Canuto, Jose Antonio	Consulting Services	137,037.32
United States of America		Gibson, Jennifer	Consulting Services	36,570.00
United States of America		Glen Cove Mansion Hotel	Consulting Services	65,000.00
United States of America		Global Public Nutrition Services	Consulting Services	60,581.25
United States of America		Globalsource IT	Consulting Services	195,545.00
United States of America		Globecomm Systems Inc	Other Costs	32,610.72
United States of America		Godoy, Alex	Consulting Services	48,825.00
United States of America		Gohar, Mary Ippolito	Admin/Personnel/Fina	32,500.00
United States of America		Goodman, Donna L.	Consulting Services	38,000.00
United States of America		Gorstein, Jonathan	Consulting Services	34,138.00
United States of America		Grace Ann Funnell	NUTRITION	32,408.00
United States of America		Grojec, Anna	Communication (Publ	35,770.00
United States of America		Grynberg, Marc	Consulting Services	30,400.00
United States of America		Gurton, Amanda	Admin/Personnel/Fina	46,200.00
United States of America		Gurbakh Enterprises Llc	Consulting Services	137,408.00
United States of America		Haack Jr, Donald John	Consulting Services	30,000.00
United States of America		Hage, Yasmine	Communication (Publ	69,560.00
United States of America		Hanley, David	IT Consultancy Serv	70,500.00
United States of America		Harvard Business Publishing	Other Costs	150,935.00

## Major contracts for services and works by UN organization

AGENCY			Contract Value
Location of Supplier	Name of Contractor	Description of Services	USD
UNICEF continued			
United States of America	Heather Milkiewicz	Consulting Services	129,720.00
United States of America	Helmore, Kristin	Consulting Services	39,900.00
United States of America	Hewlett Packard	Consulting Services	54,500.00
United States of America	Howe, Caroline	Consulting Services	36,000.00
United States of America	Huntress, Roderick Lowell	Consulting Services	81,200.00
United States of America	Hyperakt	Consulting Services	42,500.00
United States of America	Identserv Inc	Consulting Services	137,875.00
United States of America	Insead	Consulting Services	1,685,200.00
United States of America	Intercall	IT Consultancy Serv	30,000.00
United States of America	Intermedia Survey Institute	Consulting Services	60,000.00
United States of America	International Coach Federation	Consulting Services	116,095.00
United States of America	International Code Council	Services	53,698.26
United States of America	International Food Policy Research	Consulting Services	88,051.00
United States of America	International Food Policy Research	Monitoring & Evaluat	255,695.55
United States of America	International Solutions Group	Consulting Services	257,366.00
United States of America	Intrahealth International Inc	Consulting Services	311,466.00
United States of America	Ipp, Oren	Consulting Services	36,000.00
United States of America	Izarray, Laura	OTHER	37,620.00
United States of America	Jacob Arthur Kersey	Basic Education	66,000.00
United States of America	Jacobs, Lisa	Consulting Services	36,000.00
United States of America	Jawabra, Sobhi	Consulting Services	83,200.00
United States of America	JB Technologies	Consulting Services	635,140.00
United States of America	Jean-Marc Lefebure	Consulting Services	63,000.00
United States of America	Jemine Meyer	Consulting Services	95,900.00
United States of America	Jhuges Development Inc (HDI)	Child Survival ,CSD	731,899.92
United States of America	John Krister Lowe	Admin/Personnel/Fina	103,750.00
United States of America	John Mims	Consulting Services	95,412.50
United States of America	John Snow Incorporated	Consulting Services	126,042.60
United States of America	Johns Hopkins University	AIDS/HIV;STD; Youth	163,816.00
United States of America	Johns Hopkins University	Consulting Services	96,108.92
United States of America	Johnston, Christie	Consulting Services	70,030.00
United States of America	Josephine Cecilia Ferreira	Consulting Services	60,500.00
United States of America	Joyce M. Greene Inc	Consulting Services	72,000.00
United States of America	Kamimura, Mali	Communication (Publ	60,200.00
United States of America	Kamimura, Mali	Consulting Services	89,320.00
United States of America	Kastaris, Penelope	Consulting Services	39,325.00
United States of America	Kathleen Tyre Mitchell	Consulting Services	122,010.00
United States of America	Kaur, Anjali	Consulting Services	73,600.00
United States of America	Kenney, Lisa	Consulting Services	40,866.00
United States of America	Kenyi, Christine	Communication (Publ	66,813.00
United States of America	Khan, Shane Mohammed	Consulting Services	60,000.00
United States of America	Kineo Group Inc	Other Costs	287,395.00
United States of America	Kone, Rhazi	Consulting Services	49,665.00
United States of America	KPMG Llp	Consulting Services	205,282.13
United States of America	Krueger, Sam Quan	Consulting Services	59,600.00
United States of America	Landy, Ruth	Consulting Services	71,198.50
United States of America	Lauren Bienkowski	Child Protection	56,386.00
United States of America	Lee, Jean	Consulting Services	48,600.00
United States of America	Leslie Fox	Consulting Services	40,200.00
United States of America	Leston, Natalie	Consulting Services	36,835.00
United States of America	Lewis, Kristen	Consulting Services	36,000.00
United States of America	Liang, Mengjia	Consulting Services	33,600.00
United States of America	Litchinut Studios Llc	Consulting Services	55,185.00
United States of America	Loos, Ltc	Consulting Services	31,100.00
United States of America	Luc G. Raymond	Leasing & rental	42,999.96
United States of America	Lunze, Karsten	Consulting Services	36,860.00
United States of America	Lynch, Kelley	Consulting Services	31,000.00
United States of America	M. Cooper Associates Inc	IT Consultancy Serv	54,567.40
United States of America	Macnaughton, Gillian	Consulting Services	31,800.00
United States of America	Macro International Inc	Consulting Services	342,365.00
United States of America	Macula, Marie	Consulting Services	50,202.00
United States of America	Madurasoft	Consulting Services	1,025,468.12
United States of America	Maestral International Llc	Child Protection	165,465.00
United States of America	Maestral International Llc	Children & HIV/AIDS	275,399.34
United States of America	Maestral International Llc	Consulting Services	39,602.50
United States of America	Maganti IT Resources Llc	Consulting Services	129,675.00
United States of America	Mahmud, Nuruddin	IT Consultancy Serv	50,694.00
United States of America	Maithya, Tandiwe	Consulting Services	32,662.00
United States of America	Mandorff, Anna Maria	Consulting Services	36,400.00
United States of America	Manhattan Information Systems Inc	Consulting Services	46,144.00
United States of America	Margaret Mccarrell Leiper De Monchy	Consulting Services	33,670.00
United States of America	Mari Denby	Consulting Services	108,642.64
United States of America	Mark Alain Bloch	Consulting Services	30,000.00
United States of America	Martin Masumbuko Muhindi	Consulting Services	38,681.40
United States of America	Martins, Deolinda	Consulting Services	83,308.00
United States of America	Mb Ross Inc	IT Consultancy Serv	48,183.20
United States of America	Meehan, Aoife	Admin/Personnel/Fina	33,250.00
United States of America	Megill, David	Consulting Services	67,950.00
United States of America	Melkjian, Margarita	Consulting Services	48,750.00
United States of America	Melinda Smith	Consulting Services	87,000.00
United States of America	Michaelle Marie Tauson	Consulting Services	37,360.00
United States of America	Michele Messina	Consulting Services	112,534.00
United States of America	Mills, Christine Anne	Consulting Services	80,850.00
United States of America	Miske Witt & Associates Inc	Consulting Services	215,238.00
United States of America	Miske Witt And Associates Inc	Consulting Services	36,298.00
United States of America	Mitra Systems Inc	Consulting Services	64,907.28
United States of America	Molina, Tatiana	Consulting Services	70,675.00
United States of America	Mount, Jeremy	IT Consultancy Serv	41,000.00
United States of America	Mtv Networks Latin America	Consulting Services	60,000.00
United States of America	Mudbhary-Sitaula, Diksha	Consulting Services	72,000.00
United States of America	Murphy, Margaret	Consulting Services	58,750.00
United States of America	Murthy, Sheila	Consulting Services	159,390.00
United States of America	Musselman, Keith	Consulting Services	96,400.00
United States of America	Nasirova, Mamura	Consulting Services	38,250.00
United States of America	Neal, Kelly	Consulting Services	99,450.00
United States of America	Niles, Christine	Consulting Services	63,690.00
United States of America	Nutrition Policy And Practice Llc	Consulting Services	58,963.06
United States of America	Omega World Travel	Other Costs	42,576.42
United States of America	Omnipush Inc	IT Consultancy Serv	55,915.27
United States of America	Orinda, Vincent	Consulting Services	38,080.00
United States of America	Orokotan, Oluokayode	IT Consultancy Serv	48,980.00
United States of America	Osborne, Jared	Consulting Services	35,720.00
United States of America	O'Shea, Deirdre	Consulting Services	32,370.00
United States of America	P & D Consulting Services Inc	Consulting Services	50,800.00
United States of America	Paine, Katherine	Consulting Services	49,350.00
United States of America	Palazzotto, Luca	Consulting Services	70,693.00
United States of America	Palekar, Sunita	Consulting Services	78,050.00
United States of America	Path	Consulting Services	65,551.00
United States of America	Paula De Lemos Martins Hunt	Consulting Services	112,245.00
United States of America	Perez, Laura	Consulting Services	89,310.00
United States of America	Pensic, Mima	Consulting Services	39,028.00
United States of America	Peter John Horjus	Consulting Services	40,000.00
United States of America	Peter Scott	Consulting Services	35,700.00

## Major contracts for services and works by UN organization

AGENCY			Contract Value
Location of Supplier	Name of Contractor	Description of Services	USD
UNICEF continued			
United States of America	Petrowski, Nicole	Consulting Services	60,400.00
United States of America	Phactory Productions Inc	Consulting Services	54,680.00
United States of America	Phumtim, Pornpenn	Consulting Services	50,562.00
United States of America	Pierette James	Consulting Services	127,400.00
United States of America	Plowman, Beth Ann	Consulting Services	75,000.00
United States of America	Pmt Logic Computer Services, Llc	Consulting Services	92,830.00
United States of America	Poling, Drew D.	Consulting Services	68,200.00
United States of America	Porter, Martin	Consulting Services	45,000.00
United States of America	Pradhan, Ami	Communication (Publi	60,685.00
United States of America	President And Fellows Of Harvard Co	Consulting Services	42,118.00
United States of America	Pricewaterhousecoopers Llp	Consulting Services	126,142.00
United States of America	Privat, Christian	Consulting Services	42,000.00
United States of America	Prographics Inc	Communication (Publi	48,935.00
United States of America	Pronyk, Paul	Consulting Services	31,500.00
United States of America	Protos, James	Consulting Services	73,600.00
United States of America	Pruthi, Priyanka	Consulting Services	72,000.00
United States of America	Publishing Technology Inc	Communication (Publi	44,000.00
United States of America	Pudlowski, Julie	Consulting Services	58,280.00
United States of America	Rabin Martin	Consulting Services	124,000.00
United States of America	Rachel Pickel	Consulting Services	51,578.09
United States of America	Rajaraman, Divya	Consulting Services	64,050.00
United States of America	Ramineni, Suresh	Consulting Services	219,136.00
United States of America	Recruit 121 Llc	Consulting Services	106,925.00
United States of America	Reed, Sheila B.	Consulting Services	42,495.00
United States of America	Reilly, Elena	Consulting Services	77,600.00
United States of America	Reilly, Hugh	Consulting Services	35,200.00
United States of America	Reimbeau, Harry	IT Consultancy Serv	41,000.00
United States of America	Resource Search Company Inc	Consulting Services	177,840.00
United States of America	Reza, Regina	Consulting Services	132,827.00
United States of America	Richard Keith Johanson	Education	31,500.00
United States of America	Risen-Robertson, Sarah	Consulting Services	62,100.00
United States of America	Rivasys Inc	Consulting Services	45,360.00
United States of America	Rji Resources Inc	Consulting Services	57,432.00
United States of America	Rji Resources Inc	EMPLOYMENT	118,614.00
United States of America	Robert Half International Inc	Consulting Services	1,163,294.61
United States of America	Robert Half International Inc	Misc NonStd NonStock	81,520.00
United States of America	Robin Haarr	Consulting Services	88,560.00
United States of America	Robin Nancy Haarr	Consulting Services	42,500.00
United States of America	Robinson, Malia	Consulting Services	99,000.00
United States of America	Rochez, Francisco	IT Consultancy Serv	33,940.50
United States of America	Ronberg, Katherine	Consulting Services	67,200.00
United States of America	Rugh, James W.	Consulting Services	45,000.00
United States of America	Rutgers, Catherine	Consulting Services	45,000.00
United States of America	Rwd Technologies	Consulting Services	99,880.00
United States of America	Salesforce Com	Consulting Services	32,640.00
United States of America	Samuel Lazare	IT Consultancy Serv	30,240.00
United States of America	Samyu Associates Llc	Consulting Services	105,420.00
United States of America	Sankaran Venkata Subramanian	Consulting Services	30,000.00
United States of America	SAP America Inc	Consulting Services	722,063.25
United States of America	SAP America Inc	Travel	123,099.00
United States of America	Satish Kumar	Consulting Services	178,500.00
United States of America	Sciortino Lloret, Fidel	Consulting Services	71,600.00
United States of America	Segal, Nina	Consulting Services	33,600.00
United States of America	Seminet, Mariana	Consulting Services	71,300.00
United States of America	Senanayake, Shimal	Consulting Services	129,820.00
United States of America	Serrot Enterprises Inc	IT Consultancy Serv	59,045.00
United States of America	Servranckx, Francois	Consulting Services	81,200.00
United States of America	Sheeran, Anne	Consulting Services	59,000.00
United States of America	Shefner-Rogers, Corinne	Consulting Services	32,500.00
United States of America	Sheido, Yodit	Consulting Services	44,500.00
United States of America	Shmulyian, Svetlana	Admin/Personnel/Fina	44,800.00
United States of America	Shrivastava, Shivangi	Consulting Services	90,880.00
United States of America	Sicard, Carol	IT Consultancy Serv	62,320.00
United States of America	Siew Leo	Consulting Services	121,900.00
United States of America	Silvio Ricardo Waisbord	Consulting Services	40,500.00
United States of America	Skygate Media, Llc	Consulting Services	48,250.00
United States of America	Small, Ann-Drea	Consulting Services	50,562.00
United States of America	Soares, Elisa	Consulting Services	65,520.00
United States of America	Softech International Resources, In	Consulting Services	122,880.00
United States of America	Softeware Inc	IT Other Services	162,700.00
United States of America	Softeware Inc	IT Techn Advls Serv	75,000.00
United States of America	Soriano, Clarence	Consulting Services	37,800.00
United States of America	Ss Infotek Inc	Consulting Services	128,041.00
United States of America	Stanton-Hill Research, Llc.	Consulting Services	120,150.00
United States of America	Stark-Merklein, Brigitte	Communication (Publi	30,360.00
United States of America	Steinhauer, Richard	Consulting Services	115,500.00
United States of America	Stojanovic, Mima	Consulting Services	54,790.00
United States of America	Strecker, Morgan	Consulting Services	64,800.00
United States of America	Struminger, Alex	Consulting Services	114,500.00
United States of America	Studio Say So	Advocacy	46,000.00
United States of America	Studiovertex Incorporated	Communication (Publi	48,200.00
United States of America	Sungard Availability Services Lp	IT Comm/Connect Serv	1,613,730.00
United States of America	Sungard Availability Services Lp	IT Hosting Serv	545,922.00
United States of America	Svi America Corporation	Consulting Services	334,023.00
United States of America	T & G Industries Inc	Misc NonStd NonStock	143,174.98
United States of America	Tabikh, Talal	Consulting Services	36,000.00
United States of America	Tait, Douglas	Consulting Services	63,000.00
United States of America	Tanyag, Emily	Consulting Services	38,400.00
United States of America	Tarekn, Hayalnesh	Consulting Services	35,000.00
United States of America	Taylor, Kristin	Consulting Services	67,740.00
United States of America	Tedesco, Laura	Consulting Services	41,070.00
United States of America	Tempest, Faith	Admin/Personnel/Fina	40,586.00
United States of America	Terra Weikel	Consulting Services	71,820.00
United States of America	The Coaches Training Institute	Admin/Personnel/Fina	293,450.00
United States of America	The Coaches Training Institute	Travel	35,000.00
United States of America	The Development Executive Group	Other Costs	40,795.00
United States of America	The Konterra Group	Consulting Services	67,340.00
United States of America	The Manoff Group Inc	Consulting Services	325,984.00
United States of America	The Population Council Inc	Consulting Services	64,782.00
United States of America	The Trustees Of Columbia University	Health	240,874.00
United States of America	Think Development Systems Inc	Consulting Services	75,000.00
United States of America	Thompson, Andrew	Consulting Services	55,440.00
United States of America	Thompson, Julia	Consulting Services	56,500.00
United States of America	Thoughtworks Inc	Consulting Services	568,868.00
United States of America	Timmins, Caroline	Consulting Services	37,375.00
United States of America	Topper Michele	Consulting Services	35,000.00
United States of America	Tracy W. Harachi	Consulting Services	37,600.00
United States of America	Tsou, Shu-Yu	Admin/Personnel/Fina	34,394.00
United States of America	Tsui, Ling	Consulting Services	78,450.00
United States of America	Tulane University	Consulting Services	91,872.47
United States of America	Tulane University, School Of Public	Consulting Services	32,711.00
United States of America	Typex Inc	Consulting Services	37,338.45
United States of America	University Of California-Davis	Consulting Services	63,900.50

## Major contracts for services and works by UN organization

AGENCY	Location of Supplier	Name of Contractor	Description of Services	Contract Value USD
<b>UNICEF continued</b>				
	United States of America	University Of North Carolina	Consulting Services	621,343.00
	United States of America	Valerie Moore	Consulting Services	121,950.00
	United States of America	Value Consulting Llc	Consulting Services	233,612.00
	United States of America	Vartan, Taleen Marie	Consulting Services	51,900.00
	United States of America	Villa-Real, Melissa	IT Other Services	30,900.00
	United States of America	Vision For Development	Consulting Services	274,877.00
	United States of America	Vojvoda, Rudina	Consulting Services	67,280.00
	United States of America	Vyr Computer Services Inc	IT Consultancy Serv	73,066.80
	United States of America	Waide, Adam	Consulting Services	70,800.00
	United States of America	Waldman, Ronald	Consulting Services	41,580.00
	United States of America	Ward, Jeanne	Consulting Services	128,775.00
	United States of America	Wasserman, Naomi	Consulting Services	46,800.00
	United States of America	Watford, Aaron	IT Consultancy Serv	49,527.80
	United States of America	Wei, Ziru	Consulting Services	47,250.00
	United States of America	Wendy Mae Roberts	Consulting Services	48,000.00
	United States of America	Wenz, Kristen	Consulting Services	70,125.00
	United States of America	Wepplo, Katherine	Consulting Services	63,700.00
	United States of America	Westat, Inc	Consulting Services	49,500.00
	United States of America	White, Julia N.	Consulting Services	33,500.00
	United States of America	Whittaker, Randolph	IT Consultancy Serv	48,980.00
	United States of America	Wils, Anna Elizabeth Josephine	Consulting Services	101,600.00
	United States of America	Winder Rossi, Natalia	Consulting Services	97,440.00
	United States of America	Winn, Jessica	Consulting Services	48,390.94
	United States of America	Woldemariam, Mehret	IT Consultancy Serv	43,940.00
	United States of America	Words For The World Llc	Misc NonStd NonStock	50,985.00
	United States of America	Wulfe, Martin	Consulting Services	35,600.00
	United States of America	Yale University	Consulting Services	80,633.00
	United States of America	Yale University, School Of Medicine	Consulting Services	32,650.00
	United States of America	Yaltech Consulting Inc	Consulting Services	240,640.00
	United States of America	Yankah, Ekuu	Consulting Services	49,500.00
	United States of America	Young, Juliet	Consulting Services	71,500.00
	United States of America	Ytreland, Anne	Communication (Publi	35,670.00
	United States of America	Zerzan, Rebecca	Consulting Services	49,455.00
	United States of America	Zsl Inc	Consulting Services	32,760.00
	Uruguay	Javier Marcelo Palummo Lantes	Consulting Services	32,400.00
	Uruguay	Alejandra Saravia Makowski	Child Protection	45,792.26
	Uruguay	Alejandro Retamoso Pertuso	Education	30,168.73
	Uruguay	Bay SA	Monitoring & Evaluat	233,986.52
	Uruguay	Carmen Rodriguez	Child Protection	47,434.04
	Uruguay	Diego Tosar	Services	47,527.62
	Uruguay	Juan Sebastian Rodriguez	Services	38,523.73
	Uruguay	Mora Podestá Baratta	Child Protection	47,434.04
	Uruguay	Susana Falca	Child Rights (CRC)	34,619.08
	Uruguay	Sysdos SA	Services	35,126.53
	Uruguay	Teomac SA	Services	144,518.50
	Uruguay	Work Office SA	Services	83,534.23
	Uzbekistan	Bm-Anklaff Ltd	PMCT of HIV	47,190.00
	Uzbekistan	Dabana	Consulting Services	102,583.25
	Uzbekistan	Ekspert-Fikri Ltd	Consulting Services	49,181.79
	Uzbekistan	Guzal Kamalova	OTHER	96,560.68
	Uzbekistan	Institute For Social Research	Consulting Services	30,000.15
	Uzbekistan	M.I.C.E. Group International	Consulting Services	95,600.38
	Uzbekistan	Omega Shans	Basic Education	44,726.90
	Uzbekistan	Omega Shans	PMCT of HIV	43,813.69
	Uzbekistan	Ooo Moreinfor	Consulting Services	31,211.81
	Uzbekistan	The Cultural And Creative Center Al	Disease prevention	52,154.87
	Venezuela	A.C. Ucab Servicios	Child Protection	52,468.47
	Venezuela	Artimagen Digital, C.A.	Education	39,160.80
	Venezuela	Dario Agustin Moreno Chirinos	Education	34,466.63
	Venezuela	Fundación Consolidando Valores	Advocacy	36,048.91
	Venezuela	Lopez Jesus Enrique	Consulting Services	102,000.00
	Viet Nam	Community Systems Foundation	Consulting Services	39,096.00
	Viet Nam	Cong Ty TNHH Tu Van Mandala	Consulting Services	51,231.23
	Viet Nam	Samman Jung Thapa	Consulting Services	59,250.00
	Yemen	Al- Hareth Corporation For Trading	OTHER	78,171.48
	Yemen	Ali Abdo Al-Emad	Consulting Services	42,039.00
	Yemen	Ali Fadhle Taha Al-Qubati	Consulting Services	50,400.00
	Yemen	Andrew Musyoki Sammy	Consulting Services	68,497.50
	Yemen	Daoud Suleiman Darawi	Consulting Services	39,600.00
	Yemen	Eyad Abdulaziz Aldubai	Consulting Services	41,205.00
	Yemen	G4S Security Solution Yemen	OTHER	151,599.08
	Yemen	Image Yemen	Consulting Services	66,549.00
	Yemen	Interaction In Development	Consulting Services	1,134,694.57
	Yemen	Stallion Security & Safety Services	Security Services	225,835.79
	Yemen	Sufian Office For General Trading	IT Other Services	64,550.50
	Yemen	Sufian Office For General Trading	Services	75,663.32
	Yemen	Transoceanic Projects	Services	36,628.20
	Zambia	A+ Urban Technics Ltd	Consulting Services	75,261.70
	Zambia	Ansoo Ground Water Ltd	Consulting Services	48,470.00
	Zambia	Ansoo Ground Water Ltd	OTHER	87,451.26
	Zambia	Ansoo Ground Water Ltd	Water & Environmenta	55,672.81
	Zambia	Benard Chisanga	Consulting Services	36,328.00
	Zambia	Bulwani, Gideon	Consulting Services	44,800.00
	Zambia	Caesar Mudondo	Consulting Services	54,155.75
	Zambia	Cheswa Nelly M Vwalika	Consulting Services	78,474.82
	Zambia	China Gansu Engineering Corporation	Consulting Services	1,179,637.59
	Zambia	Dennis K Mukunta	Consulting Services	37,909.03
	Zambia	Goman Advertising Ltd	Consulting Services	221,170.44
	Zambia	Harland Scott, Charlotte	Consulting Services	40,000.00
	Zambia	Image Promotions	Consulting Services	235,288.81
	Zambia	Kegon Services	Consulting Services	46,710.85
	Zambia	Louis Tembo	Consulting Services	39,356.80
	Zambia	Lusaka Labour Services	Cleaning services	41,330.59
	Zambia	Mecb Consulting Ltd	Consulting Services	124,710.30
	Zambia	Media 365	Consulting Services	65,135.39
	Zambia	Mukuka Lawrence	Consulting Services	34,593.00
	Zambia	Phyllis Simasiku	Consulting Services	37,909.03
	Zambia	Protea Safari Lodge	Training - Other	41,750.25
	Zambia	Ruralnet Association Ltd	Consulting Services	239,672.37
	Zambia	Southern Hemisphere	Consulting Services	154,244.50
	Zambia	Stephenson Nawa	Consulting Services	37,909.03
	Zambia	Sumadhura Technologies Ltd	Consulting Services	535,953.48
	Zambia	Unza School Of Education	Consulting Services	74,488.34
	Zambia	Unza, School Of Medicine	Consulting Services	164,772.92
	Zambia	Unza-Dept Of Economics	Consulting Services	59,325.59
	Zambia	Wembira Consultants	Consulting Services	44,830.97
	Zambia	WRC Consultants Ltd	Consulting Services	289,395.23
	Zambia	Yoram Sakala	Consulting Services	37,909.03
	Zambia	Zambezi Drilling & Exploration Ltd	Consulting Services	882,228.56
	Zimbabwe	Afework Assefa Mitiku	Consulting Services	32,400.00
	Zimbabwe	Aloune Diagne	Consulting Services	46,512.00
	Zimbabwe	Andrew Webster	Consulting Services	49,200.00
	Zimbabwe	Bertha Tatenda Shoko	Consulting Services	38,295.00



## Major contracts for services and works by UN organization

AGENCY	Location of Supplier	Name of Contractor	Description of Services	Contract Value USD
<b>UNICEF continued</b>				
	Zimbabwe	Brian Colquhoun Hugh O Donell	Consulting Services	35,536.14
	Zimbabwe	Burco Zimbabwe (Private ) Ltd	Relief & Rehabilitat	262,340.19
	Zimbabwe	China Jx International Engineering	Consulting Services	41,778.51
	Zimbabwe	Chisipite Drilling	Drilling	1,607,727.90
	Zimbabwe	Crown Agents Zimbabwe	Health	8,390,172.17
	Zimbabwe	Deloitte Advisory Services	Child Protection	465,250.00
	Zimbabwe	Destiny Ventures Pvt Ltd	Relief & Rehabilitat	1,163,789.59
	Zimbabwe	Dorothy Duncan Centre Trust	Equipment & Supplies	53,000.00
	Zimbabwe	Dorothy Duncan Centre Trust	PSD Printing Serv.	105,493.04
	Zimbabwe	Enrico Leonardi	Admin/Personnel/Fina	37,800.00
	Zimbabwe	Enrico Leonardi	Consulting Services	34,800.00
	Zimbabwe	Fungisai Maisva	Consulting Services	32,212.32
	Zimbabwe	George Nhunhama	Water & Environmenta	55,000.00
	Zimbabwe	Hydroproject Pvt Ltd	Relief & Rehabilitat	1,752,886.50
	Zimbabwe	Jimat Development Consultants	Consulting Services	128,828.50
	Zimbabwe	KPMG	Consulting Services	153,280.00
	Zimbabwe	Kudakwashe Chimanya	Consulting Services	34,000.00
	Zimbabwe	Lloyd Manyema	Monitoring & Evaluat	69,300.00
	Zimbabwe	Lyod Agere	Relief & Rehabilitat	42,000.00
	Zimbabwe	Mott Macdonald Ltd	Basic Education	41,375.00
	Zimbabwe	Mott Macdonald Ltd	Consulting Services	49,350.00
	Zimbabwe	Musarurwa Doit	Consulting Services	38,000.00
	Zimbabwe	Nozizwe Henrietta Chigonga	Consulting Services	36,749.52
	Zimbabwe	Patricia Darikwa	Consulting Services	99,969.60
	Zimbabwe	Spick & Span Hygienic Services	Cleaning services	85,157.64
	Zimbabwe	Stewart Scott Zimbabwe	Consulting Services	277,176.11
	Zimbabwe	Stewart Scott Zimbabwe	Water & Environmenta	195,057.00
	Zimbabwe	Susan Laver	Consulting Services	122,320.00
	Zimbabwe	The Centre For British Teachers	Consulting Services	880,941.40
	Zimbabwe	The Centre For British Teachers	Education	35,763.00
	Zimbabwe	Thulani Maphosa	Consulting Services	89,142.85
	Zimbabwe	Trium Corporation Pvt Ltd	Relief & Rehabilitat	756,438.80
	Zimbabwe	Volker Huls	Consulting Services	45,000.00
	Zimbabwe	Zol	IT Other Services	110,281.91
<b>UNIDO</b>				
	Angola	Hotel de Mulemba Waxa N'Gola	TRAINING	568,476.94
	Argentina	Carrier UTC	Ozone layer depletion	1,104,129.00
	Armenia	CHIMARDMONTAG LLC	Biogas energy applications	93,662.02
	Armenia	CHIMARDMONTAG LLC	Biogas energy applications	84,472.00
	Austria	AUSTRIAN ENERGY AGENCY	PROCUREMENT SERVICES	390,260.00
	Austria	AUSTRIAN ENERGY AGENCY	RESEARCH AND DEVELOPMENT	98,088.68
	Austria	Digital Fueguina	Ozone layer depletion	296,180.00
	Austria	Energy Changes Projektentwicklung GmbH	PROCUREMENT SERVICES	118,300.00
	Austria	Gerstner Catering BetriebsGMBH	CATERING SERVICES	44,041.45
	Austria	HEALVITA GROUP GmbH	Training, other	116,000.00
	Austria	HILTON International Wien GmbH	Hotels	93,833.78
	Austria	Miscellaneous Obligations	CONSTRUCTION	250,000.00
	Austria	Miscellaneous Obligations	Construction work and site manageme	152,000.00
	Belgium	TRANSTEC	Investment promotion	523,903.14
	Belgium	Viaams Instituut voor Biotechnologie	Biotechnologies	471,584.54
	Bosnia & Herzegovina	ENOVA d.o.o.	PROCUREMENT SERVICES	300,200.00
	Cambodia	Cambodia Cleaning Production Center	Industrial waste advisory services	98,649.50
	Cameroon	ETS J M ET FILS	CONSTRUCTION	361,090.32
	Cameroon	Ministry of Environment and Nature Protection	Contracts	470,000.00
	Cameroon	New Data Solutions (N.D.S.) Sari	Port computer information systems	77,860.00
	Canada	Artisanal Gold Council	Contracts	569,886.00
	Cape Verde	ECREEE Secretariat	ENERGY RESOURCES	786,100.38
	Cape Verde	ECREEE Secretariat	ENERGY RESOURCES	400,000.00
	Chile	Altamira Ltda	Ozone layer depletion	134,732.00
	Chile	IKONS ATN	TRANSFER OF TECHNOLOGY	226,398.00
	China	China National Institute of Standardisation	National food intervention policies	201,520.00
	China	Hangzhou Nannan Hydropower Development Co. Ltd	Turbines, hydraulic and water wheel	140,000.00
	China	International Centre on Small Hydropower	PROCUREMENT SERVICES	84,000.00
	China	Ministry of Environmental Protection	Ozone layer depletion	43,744,000.00
	China	Ministry of Environmental Protection	Ozone layer depletion - refrigerati	72,860,000.00
	China	Ministry of Environmental Protection	Technical requirements studies-cond	1,122,330.00
	China	Ministry of Environmental Protection	TECHNICAL STUDIES	800,000.00
	China	SGS CSTS Standards Technical Services (Shanghai) Co.	ENVIRONMENTAL MANAGEMENT	96,040.00
	Colombia	Colombian National Cleaner Production Centre	Industrial waste advisory services	152,352.94
	Comoros	VINH CHEANG RICE MILL	Generators and generating sets main	116,000.00
	Cote d'Ivoire	Cote d'Ivoire Normalisation CODINORM	Standards	190,049.76
	Cote d'Ivoire	SEPHY	Building construction, other	97,257.58
	Cuba	Compania Fiduciaria	OPERATIONS, MAINTENANCE AND SUPPORT	1,440,000.00
	Democratic Republic of the Congo	KITOLE CONSTRUCTION	Fruit processing installations	431,202.00
	Denmark	JOHS. GRAM-HANSEN A/S	PROCUREMENT SERVICES	617,026.02
	Egypt	Cairo Center for Studies (KATAM)	Thematic mapping	160,000.00
	Egypt	Egypt National Cleaner Production Centre	ENVIRONMENTAL MANAGEMENT	65,069.98
	Egypt	National Institute of Standards	Contracts	74,800.00
	Egypt	Target Group for Performance Improvement	Technical assistance and advisory s	98,100.00
	Finland	Expec Oy AB	Contracts	73,590.00
	France	Application Européen de Technologies et Services (AETS)	Conceptual study and design of work	174,838.14
	France	Bureau Veritas Certification Holding SAS	PROCUREMENT SERVICES	233,112.58
	France	COFRAC	Auditing	216,027.36
	Gambia	Batokunku WCR	Wind power	265,400.00
	Gambia	Mbolo Association	PROCUREMENT SERVICES	105,597.32
	Gambia	QCELL	PROCUREMENT SERVICES	780,000.00
	Germany	AD Solutions UG	Conceptual study and design of work	73,514.00
	Guatemala	Hendrix and Dail Guatemala S A	METHYL BROMIDE	875,000.00
	India	Foundation for MSME Clusters	PROCUREMENT SERVICES	99,650.00
	India	The Energy and Resources Institute	PROCUREMENT SERVICES	80,000.00
	Iran, Islamic Republic of	Iranian Fuel Conservation Co	PROCUREMENT SERVICES	1,000,000.00
	Iraq	AL NASSERiyAH CHAMBER OF COMMERCE	Investment promotion	173,427.98
	Iraq	AL NASSERiyAH CHAMBER OF COMMERCE	Investment promotion	66,666.00
	Iraq	AL SOQQOUR GROUP General Contract Company	Contracts	582,480.00
	Iraq	KRG MINISTRY OF TRADE AND INDUSTRY General Directorate of Planning and	Investment promotion	174,634.00
	Iraq	KRG MINISTRY OF TRADE AND INDUSTRY General Directorate of Planning and	Investment promotion	66,666.00
	Iraq	MINISTRY OF INDUSTRY AND MINERALS	Investment promotion	173,530.00
	Iraq	MINISTRY OF INDUSTRY AND MINERALS	Investment promotion	66,666.00
	Italy	Afros S p A	Ozone layer depletion	140,300.00
	Italy	Afros S p A	Ozone layer depletion - refrigerati	1,841,740.00
	Italy	AREA Science Park	LEASING OR RENTAL SERVICES	434,197.40
	Italy	Centro Regionale di Sperimentazione ed Assistenza	Ozone layer depletion	300,000.00
	Italy	Consorzio Universitario di Pordenone	TRAINING	182,823.06
	Italy	Gasparotto Impianti	Ozone layer depletion	1,913,148.00
	Italy	Impianti OMS Spa	Ozone layer depletion	639,762.00
	Italy	Istituto per la Cooperazione Universitaria	Contracts	1,082,337.66
	Lao People's Democratic Republic	Sunlabob Renewable Energy Ltd	Power plants, solar	308,432.00
	Lao People's Democratic Republic	Sunlabob Renewable Energy Ltd	Solar energy systems	1,206,995.88
	Lebanon	Environment Management Company	Ozone layer depletion	154,046.00
	Malaysia	Institute of Tropical Forestry and Forest Products	Jute, kenaf and other hard fibres p	263,856.04
	Mexico	Ecoltec S.A. de C.V.	ODS (Ozone Depleting Substances) ph	551,439.46
	Montenegro	Institute for Strategic Studies and Prognoses	TRAINING	155,308.32
	Morocco	OKSA MAROC SA	Laboratory testing	509,092.60



## Major contracts for services and works by UN organization

AGENCY	Location of Supplier	Name of Contractor	Description of Services	Contract Value USD
<b>UNIDO continued</b>				
	Morocco	SOCIETE BOURGEON VERT	Soil improvement	553,000.00
	Morocco	SOCIETE BOURGEON VERT	Water management	295,065.60
	Morocco	Société SAGRI	Soil improvement	277,000.00
	Netherlands	ECOFYS	Policy studies	459,020.00
	Nicaragua	BLUEENERGY	Solar energy installations/equipmen	63,260.00
	Nigeria	Edinan Constant Construction Ltd	Civil works rehabilitation	99,000.00
	Norway	Centre for Development Cooperation in Fisheries Institute of Marine Research	TECHNICAL STUDIES	576,180.68
	Norway	Norwegian Accreditation	Technical inspection services	2,128,686.34
	Oman	Ministry of Environment and Climate Affairs	ENVIRONMENTAL PROTECTION	136,534.00
	Pakistan	IN CONSULT Pvt Limited	Ozone layer depletion	75,300.00
	Peru	Centro de Eco Eficiencia y Responsabilidad Social	Industrial waste advisory services	152,348.04
	Philippines	De La Salle University	ENVIRONMENTAL MANAGEMENT	199,322.00
	Philippines	IPM Construction and Development Corp	ENVIRONMENTAL PROTECTION	1,247,696.00
	Philippines	SGS (Philippines) Inc	ENVIRONMENTAL MANAGEMENT	95,852.00
	Romania	SETCAR S.A.	ENVIRONMENT	1,069,120.00
	Saudi Arabia	Pan Gulf Industrial Systems	ENVIRONMENTAL PROTECTION	1,830,000.00
	Saudi Arabia	Pan Gulf Industrial Systems	Ozone layer depletion	330,000.00
	Saudi Arabia	Pan Gulf Industrial Systems	Ozone layer depletion	149,778.00
	South Africa	Automotive Industry Development Centre	TRADE RELATED SERVICES	1,381,207.28
	South Africa	NATIONAL CLEANER PRODUCTION CENTER COUNCIL FOR SCIENTIFIC AND	PROCUREMENT SERVICES	568,639.18
	South Africa	NATIONAL CLEANER PRODUCTION CENTER COUNCIL FOR SCIENTIFIC AND	PROCUREMENT SERVICES	139,570.90
	South Africa	PaarlMedia	PRINTING, PUBLISHING AND BOOKBINDING	75,262.76
	South Sudan	Juba Technical Secondary School	VOCATIONAL TRAINING	199,732.74
	South Sudan	Maliakal Vocational Training Centre	VOCATIONAL TRAINING	174,323.98
	South Sudan	Multi Service Training Center	VOCATIONAL TRAINING	101,510.02
	South Sudan	Saint Vincent de Paul Society	VOCATIONAL TRAINING	219,996.00
	Spain	Trama Tecno Ambiental	Solar energy systems	1,223,250.02
	Spain	Trama Tecno Ambiental	Solar energy systems	1,176,750.02
	Sudan	Higher Council for Environmental and Natural Resou	ENVIRONMENTAL PROTECTION	219,400.00
	Sudan	Toug Trading and Engineering Co Ltd	CONSTRUCTION	99,178.00
	Sweden	ANRIKA QUALITY SERVICES AB	Development policy	505,510.00
	Sweden	SWEDAC	Trade facilitation	1,273,104.00
	Switzerland	CSD Ingenieure und Geologen AG	ENVIRONMENTAL MANAGEMENT	228,291.10
	Switzerland	Fachhochschule Nordwestschweiz	ENVIRONMENT	481,816.14
	Switzerland	SGS S.A.	TRADE AND BUSINESS SERVICES	202,175.62
	Switzerland	SOFIES Sarl	Industrial consulting services	820,264.74
	Switzerland	SOFIES Sarl	Industrial waste advisory services	997,289.84
	Switzerland	Stocker Group Schweiz AG	Industrial consulting services	185,788.66
	Switzerland	Stocker Group Schweiz AG	Training and development	305,503.14
	Switzerland	United Nations Conference on Trade and Development	Trade policy	1,136,000.00
	Syrian Arab Republic	AL HAFEZ GROUP	Ozone layer depletion	770,000.00
	Thailand	SGS THAILAND LTD.	ENVIRONMENTAL MANAGEMENT	160,580.00
	Togo	Direction de L'Environnement, Ministere de l'Environnement et des Ressources F	ENVIRONMENT	180,000.00
	Tunisia	CETTEX Centre Technique du Textile	ENVIRONMENTAL MANAGEMENT	66,000.00
	Tunisia	ECOPARK	Cluster sampling	120,000.00
	Tunisia	MFCPOLE	Cluster sampling	120,000.00
	Tunisia	Tunisian Accreditation Council	Auditing	233,375.14
	Tunisia	Tunisian Accreditation Council	Laboratories	69,408.00
	Tunisia	Tunisian Accreditation Council	Trade facilitation	135,073.72
	Turkey	Bilkent University - UNAM	TRAINING	174,000.00
	Turkey	Commercial Enterprise of Technology Development Foundation of Turkey (Turkiy	TRAINING	134,000.00
	Turkey	Ministry of Environment and Urbanization	ENVIRONMENTAL MANAGEMENT	280,000.00
	Turkey	PAKPEN PLASTIK BORU	Contracts	2,142,932.00
	Turkey	Tubitak, Marmara Research Center	Study Fellowship Travel	164,000.00
	United Arab Emirates	Mentor FZ LLC	MANAGEMENT TRAINING	98,400.00
	United Arab Emirates	Mentor Training&Consulting	FEASIBILITY STUDIES	170,000.00
	United Kingdom	Alfresco Software Ltd	INFORMATION TECHNOLOGY	178,013.24
	United Kingdom	Aqua Action for Water Sports Ltd	TECHNICAL STUDIES	184,582.18
	United Kingdom	BLACKSMITH INITIATIVE U K	Industrial site pollution treatment	445,616.62
	United Kingdom	BLACKSMITH INITIATIVE U K	Industrial site pollution treatment	410,764.08
	United Kingdom	BLACKSMITH INITIATIVE U K	TECHNICAL STUDIES	2,583,892.52
	United Kingdom	CROMWELL International Tools Limited	TRAINING N.E.C.	70,475.92
	United Kingdom	Eco Ltd	PROCUREMENT SERVICES	134,200.00
	United Kingdom	Frost & Sullivan	Project evaluation	237,800.00
	United Kingdom	ICF Consulting Limited	Policy studies	476,198.00
	United Kingdom	NATHAN ASSOCIATES LONDON LIMITED	FEASIBILITY STUDIES	200,000.00
	United Kingdom	National Measurement Office	TRAINING	66,854.66
	United Kingdom	Westech Instrument Services	ENVIRONMENT	88,914.18
	United Republic of Tanzania	H.T. General Enterprises	Construction work and site manageme	122,470.68
	United Republic of Tanzania	Harfre Tech (T) Ltd	Construction work and site manageme	109,797.48
	United States of America	East West Management Institute	Industrial economics and policies	87,996.02
	Vietnam	LEFASO	Workshops	74,313.72
	Vietnam	VEIA	Workshops	74,313.72
	Vietnam	Vietnam Chamber of Commerce and Industry	Workshops	103,112.74
	Vietnam	Vietnam Cleaner Production Centre Company Ltd	Industrial waste advisory services	151,801.48
	Vietnam	Vietnam Textile and Apparel Association	Workshops	74,313.72
	Zambia	Development Bank of Zambia	OPERATIONS, MAINTENANCE AND SUPPORT	310,000.00
	Zambia	Munich Advisors Group GmbH & Co. KG	Economic analysis	113,484.48
	Zambia	Takawira Enterprises	Housing complex construction work	753,464.50
<b>UNOG</b>				
	Afghanistan	AUTOMOTIVE SERVICE CENTER LTD	Processing installations	49,680.70
	Argentina	TGV Excelencia en Soluciones Inform.	System design and development	39,105.33
	Argentina	TGV Excelencia en Soluciones Inform.	System design and development	30,348.50
	Belgium	ONELINER LANGUAGEeBUSINESS SOLUTION	Language	43,400.00
	Belgium	TELEVIC CONFERENCE NV	Office, computer and communication	377,393.28
	China	CHINA TRANSLATION & PUBLISHING CORP	Language	93,433.11
	China	CHINA TRANSLATION & PUBLISHING CORP	Language	85,186.18
	China	CHINA TRANSLATION & PUBLISHING CORP	Language	81,260.45
	China	CHINA TRANSLATION & PUBLISHING CORP	Language	63,395.42
	China	CHINA TRANSLATION & PUBLISHING CORP	Language	37,599.26
	China	CHINA TRANSLATION & PUBLISHING CORP	Language	33,603.65
<b>UNOG continued</b>				
	Denmark	LITEHAUZ Aps	FEASIBILITY STUDIES	69,000.00
	Ethiopia	SHEBELLE ETHIOPIA CONFERENCE SERVIC	Hotel industry	152,785.86
	France	CHATEAU DES COMTES DE CHALLES	Hotel industry	36,150.00
	France	EBSCO INFORMATION SERVICES SAS	Legal specialisms	45,485.35
	France	KREATYS SARL	System design and development	38,586.87
	France	PREZIOSO TECHNILOR	Construction services, n.e.c.	65,000.00
	France	PREZIOSO TECHNILOR	General building maintenance and re	125,099.40
	France	PREZIOSO TECHNILOR	General building maintenance and re	104,000.00
	France	PREZIOSO TECHNILOR	General building maintenance and re	84,105.76
	France	PREZIOSO TECHNILOR	General building maintenance and re	32,988.97
	France	PREZIOSO TECHNILOR	General building maintenance and re	31,566.41
	India	HCL TECHNOLOGIES Ltd.	Management advisory services	65,544.00
	Ireland	MICROSOFT IRELAND OPERATIONS LTD	Vendor-specific software support an	209,725.17
	Ireland	MICROSOFT IRELAND OPERATIONS LTD	Vendor-specific software support an	198,625.99
	Ireland	MICROSOFT IRELAND OPERATIONS LTD	Vendor-specific software support an	136,697.25
	Italy	DIMENSIONE S.P.A	Construction services, n.e.c.	49,229.77
	Italy	DIMENSIONE S.P.A	Locksmiths	69,543.16
	Mozambique	KPMG AUDITORES E CONSULTORES SA	Employment promotion and planning	38,500.00
	Netherlands	VIZADA B.V.	Satellite communications	74,841.86
	Netherlands	VIZADA B.V.	Satellite communications	54,720.78
	Netherlands	VIZADA B.V.	Satellite communications	48,789.35

## Major contracts for services and works by UN organization

AGENCY			Contract Value
Location of Supplier	Name of Contractor	Description of Services	USD
UNOG continued			
Netherlands	VIZADA B.V.	Satellite communications	41,708.24
Netherlands	VIZADA B.V.	Satellite communications	38,122.09
Norway	HOTEL SORIA MORIA CONFERENCE CENTRE	Hotel industry	170,190.96
Norway	LIVework STUDIO LIMITED	Organisational development	105,000.00
Norway	VIZADA NETWORKS AS	Satellite communications	237,582.00
Norway	VIZADA NETWORKS AS	Satellite communications	92,492.91
Norway	VIZADA NETWORKS AS	Satellite communications	57,830.00
Norway	VIZADA NETWORKS AS	Satellite communications	51,546.00
Norway	VIZADA NETWORKS AS	Satellite communications	41,463.00
Norway	VIZADA NETWORKS AS	Satellite communications	39,104.60
Russian Federation	PEOPLE FRIENDSHIP UNIVERSITY RUSSIA	Specialised management training	30,000.00
South Africa	UNIVERSITY OF PRETORIA	System design and development	194,926.00
Spain	FIGUERAS INTERNATIONAL SEATING	Construction services, n.e.c.	341,609.94
Sweden	RAW MATERIALS GROUP RMG AB	Legal specialisms	30,000.00
Switzerland	M. SCHAERER AG	Special purpose equipment maintenanc	32,667.03
Switzerland	AB JARDIN SARL	General building maintenance and re	65,049.61
Switzerland	ABDF - BONADEI T CHASSOT	General building maintenance and re	81,890.85
Switzerland	ADECCO RESSOURCES HUMAINES SA	Employment promotion and planning	122,328.90
Switzerland	ADECCO RESSOURCES HUMAINES SA	Employment promotion and planning	111,482.72
Switzerland	ADECCO RESSOURCES HUMAINES SA	Employment promotion and planning	110,253.58
Switzerland	ADECCO RESSOURCES HUMAINES SA	Employment promotion and planning	30,687.83
Switzerland	AMERICAN EXPRESS Int. Inc. - AMEX Charge	TRAVEL	25,650,503.45
Switzerland	AMI ASSAINISSEMENT SPECIAUX SA	Construction work and site managem	53,440.87
Switzerland	APROTEC SA	Electrical installations maintenanc	48,106.64
Switzerland	ASCENSEURS SCHINDLER SA, Gen?ve	Electrical installations maintenanc	147,791.53
Switzerland	ASCENSEURS SCHINDLER SA, Gen?ve	Electrical installations maintenanc	55,741.36
Switzerland	ASCENSEURS SCHINDLER SA, Gen?ve	Electrical installations maintenanc	31,746.03
Switzerland	B+S INGENIEURS CONSEILS S.A.	Land surveying	129,200.86
Switzerland	B+S INGENIEURS CONSEILS S.A.	Land surveying	31,203.41
Switzerland	BITZ ET SAVOYE SA	Locksmiths	132,780.08
Switzerland	BNP PARIBAS ASSET MANAGEMENT	BANKING AND INVESTMENT	91,970.19
Switzerland	BUEHLER HYDRO-MECANIQUE SARL	Security installations maintenance	73,145.25
Switzerland	BUSINESS SUNRISE ENTERPRISE SOLUTIO	MAINTENANCE AND REPAIR SERVICES	116,736.17
Switzerland	BUSINESS SUNRISE ENTERPRISE SOLUTIO	MAINTENANCE AND REPAIR SERVICES	104,496.91
Switzerland	BUSINESS SUNRISE ENTERPRISE SOLUTIO	Office, computer and communication	215,239.39
Switzerland	CABLEX SA	Construction services, n.e.c.	55,700.53
Switzerland	CABLEX SA	Construction services, n.e.c.	32,636.95
Switzerland	CABLEX SA	Electrical installations maintenanc	71,429.00
Switzerland	CD TRAINING	Technical vocational training	40,133.78
Switzerland	CD TRAINING	Technical vocational training	35,109.72
Switzerland	CGI Immobilier	Real estate services	739,661.65
Switzerland	CGI Immobilier	Real estate services	539,483.60
Switzerland	CGI Immobilier	Real estate services	517,904.94
Switzerland	CGI Immobilier	Real estate services	498,448.79
Switzerland	CGI Immobilier	Real estate services	478,409.77
Switzerland	CGI Immobilier	Real estate services	468,009.55
Switzerland	CGI Immobilier	Real estate services	459,274.20
Switzerland	CGI Immobilier	Real estate services	351,838.99
Switzerland	CGI Immobilier	Real estate services	98,401.32
Switzerland	CGI Immobilier	Real estate services	94,444.44
Switzerland	CGI Immobilier	Real estate services	93,260.19
Switzerland	CGI Immobilier	Real estate services	92,582.99
Switzerland	CGI Immobilier	Real estate services	57,287.62
Switzerland	CGI Immobilier	Real estate services	55,181.75
Switzerland	CGI Immobilier	Real estate services	35,097.83
Switzerland	CGI Immobilier	Real estate services	32,658.45
Switzerland	GJ ENTREPRISE DE BATIMENT SARL	Construction work and site managem	122,925.31
Switzerland	COLT Technology Services GmbH	LEASING OR RENTAL SERVICES	396,792.47
Switzerland	COLT Technology Services Sarl	Office equipment leasing and rental	34,158.73
Switzerland	COMSOFT DIRECT SA (SOFTWARE)	Office automation software	51,330.64
Switzerland	CUNI Lujeta-Blanchisserie Lavolux	Laundry services	47,620.00
Switzerland	DAN OFFICE SA	Data storage	53,400.00
Switzerland	DENTAN ETANCHEITE SA	Construction work and site managem	532,481.36
Switzerland	DIFFINCO S.A.	Vendor-specific software support an	43,500.00
Switzerland	DIFFINCO S.A.	Vendor-specific software support an	30,975.00
Switzerland	D'ORLANDO Claudio SA	Construction work and site managem	161,837.14
Switzerland	DUPONT DE NEMOURS INTERNATIONAL SA	Banking and investment, other	310,000.00
Switzerland	DUPONT DE NEMOURS INTERNATIONAL SA	Banking and investment, other	162,591.84
Switzerland	DUPONT DE NEMOURS INTERNATIONAL SA	Housing	190,000.00
Switzerland	EGG-TELSA SA	Construction services, n.e.c.	35,319.45
Switzerland	EGG-TELSA SA	Electrical installations maintenanc	72,615.00
Switzerland	EMC COMPUTER SYSTEMS SA	Office, computer and communication	58,091.85
Switzerland	EMC COMPUTER SYSTEMS SA	Vendor-specific software support an	34,578.20
Switzerland	E-SECURE SARL	Vendor-specific software support an	30,113.39
Switzerland	ETAVIS TSA SA	Security installations maintenance	443,928.16
Switzerland	ETAVIS TSA SA	Security installations maintenance	287,681.47
Switzerland	ETAVIS TSA SA	Security installations maintenance	66,638.74
Switzerland	FIFOL-FONDATION DES IMMEUB. ORGAN.INTERN.	LEASING OR RENTAL SERVICES	2,563,866.87
Switzerland	FONDATION DES IMMEUB. ORGAN.INTERN.	Real estate services	1,033,021.76
Switzerland	FONDATION DES IMMEUB. ORGAN.INTERN.	Real estate services	334,866.93
Switzerland	FONTANET & ASSOCIES	LEGAL SERVICES	32,397.41
Switzerland	G. CONSTANTIN SA	Construction services, n.e.c.	93,150.38
Switzerland	G. CONSTANTIN SA	Construction services, n.e.c.	54,705.24
Switzerland	G. CONSTANTIN SA	Plumbing maintenance and repair	52,246.60
Switzerland	G. CONSTANTIN SA	Plumbing maintenance and repair	47,619.05
Switzerland	GARTNER SWITZERLAND GMBH	Management advisory services	157,753.00
Switzerland	GREMLICH FRERES SA	Construction services, n.e.c.	344,398.34
Switzerland	GREMLICH FRERES SA	Construction services, n.e.c.	149,462.37
Switzerland	GREMLICH FRERES SA	Construction services, n.e.c.	40,229.89
Switzerland	GREMLICH FRERES SA	Construction work and site managem	110,253.58
Switzerland	HDI-GERLING Industrie Versicherung	Insurance, other	369,297.66
Switzerland	HDI-GERLING Industrie Versicherung	Insurance, other	37,045.20
Switzerland	HEIDELBERG SUISSE SA	Office, computer and communication	36,000.00
Switzerland	HEWLETT PACKARD (SWITZERLAND) AG	Vendor-specific software support an	166,719.20
Switzerland	HEWLETT PACKARD (SWITZERLAND) AG	Vendor-specific software support an	88,342.75
Switzerland	HILL-IMPULSO JV SA	Building engineering	453,884.42
Switzerland	HILL-IMPULSO JV SA	Building engineering	453,884.42
Switzerland	HILL-IMPULSO JV SA	Building engineering	272,328.57
Switzerland	HILL-IMPULSO JV SA	Building engineering	181,553.25
Switzerland	HOTEL INTERCONTINENTAL GENEVE	Hotel industry	33,544.21
Switzerland	HOTEL SUISSE MAJESTIC SA	Hotel industry	80,202.87
Switzerland	HSE CONSEILS SA	Construction services, n.e.c.	60,000.00
Switzerland	IBM (SUISSE)	Software installation	220,660.37
Switzerland	ICVOLUNTEERS	Language	46,432.55
Switzerland	ID INTEGRATED DATA SA	Vendor-specific software support an	37,163.56
Switzerland	ID INTEGRATED DATA SA	Vendor-specific software support an	35,153.80
Switzerland	IFFLAND FRERES SA	Security installations maintenance	33,076.07
Switzerland	IFFLAND FRERES SA	Security installations maintenance	31,746.03
Switzerland	ISS FACILITY SERVICES SA	Cleaning services	1,976,670.29
Switzerland	ISS FACILITY SERVICES SA	Cleaning services	1,923,347.09
Switzerland	ISS FACILITY SERVICES SA	Employment promotion and planning	52,749.72
Switzerland	J&B ENTRETIEN JARDINS BATIMENTS SA	General building maintenance and re	455,026.46
Switzerland	JETIVIA S.A.	POSTAL AND DELIVERY SERVICES	1,088,767.89

## Major contracts for services and works by UN organization

AGENCY	Location of Supplier	Name of Contractor	Description of Services	Contract Value USD
<b>UNOG continued</b>				
	Switzerland	KAECH SA	Construction services, n.e.c.	214,730.29
	Switzerland	LA POSTE SUISSE	POSTAL AND DELIVERY SERVICES	1,068,999.40
	Switzerland	LACHENAL SA	Construction services, n.e.c.	52,904.56
	Switzerland	LACHENAL SA	Construction services, n.e.c.	47,000.00
	Switzerland	MAULINI SA	Construction services, n.e.c.	39,049.69
	Switzerland	MAULINI SA	Construction work and site manage	1,252,040.82
	Switzerland	MAULINI SA	Construction work and site manage	91,792.66
	Switzerland	MAX C. MEISTER AG	General building equipment rental a	67,059.13
	Switzerland	MAX C. MEISTER AG	MAINTENANCE AND REPAIR SERVICES	30,848.95
	Switzerland	MENSCH UND MASCHINE SYSTEMHAUS SA	Software application packages	32,132.61
	Switzerland	MICROSOFT SWITZERLAND Ltd Liab. Co	Vendor-specific software support an	82,698.59
	Switzerland	MICROSOFT SWITZERLAND Ltd Liab. Co	Vendor-specific software support an	82,698.59
	Switzerland	MINO SA	Building maintenance and repair n.e	190,871.37
	Switzerland	MTF QUADRA S.A.	Software installation	99,305.91
	Switzerland	NET4ALL.CH	Data transmission	32,943.92
	Switzerland	OCE (Schweiz) AG	Office equipment leasing and rental	380,374.86
	Switzerland	OCE (Schweiz) AG	Office equipment leasing and rental	375,408.05
	Switzerland	OFAC SOCIETE COOPERATIVE	Office, computer and communication	39,284.39
	Switzerland	ONET (SUISSE) SA	Cleaning services	186,437.24
	Switzerland	ONET (SUISSE) SA	Cleaning services	123,949.63
	Switzerland	ONET (SUISSE) SA	Cleaning services	72,238.90
	Switzerland	ONET (SUISSE) SA	Cleaning services	70,270.33
	Switzerland	ONET (SUISSE) SA	Cleaning services	52,964.19
	Switzerland	ONET (SUISSE) SA	Cleaning services	44,571.88
	Switzerland	OTIS SA	Electrical installations maintenanc	42,679.46
	Switzerland	R. MAZZOLI SA	Construction work and site manage	70,351.94
	Switzerland	R. MORAND ET FILS SA	Locksmiths	688,172.04
	Switzerland	SAP (SCHWEIZ) AG	System design and development	141,458.11
	Switzerland	SAP (SCHWEIZ) AG	System design and development	41,493.78
	Switzerland	SCRASA SA	Construction work and site manage	100,000.00
	Switzerland	SCRASA SA	Transport engineering	72,459.00
	Switzerland	SERVICES INDUSTRIELS DE GENEVE	Data communications systems	84,086.02
	Switzerland	SERVICES INDUSTRIELS DE GENEVE	Data transmission	120,000.00
	Switzerland	SERVICES INDUSTRIELS DE GENEVE	GENERAL BUILDING MAINTENANCE	4,486,263.36
	Switzerland	SHARP ELECTRONICS (SCHWEIZ) AG	Office equipment leasing and rental	227,338.61
	Switzerland	SHARP ELECTRONICS (SCHWEIZ) AG	Office equipment leasing and rental	97,213.55
	Switzerland	SHARP ELECTRONICS (SCHWEIZ) AG	Office equipment leasing and rental	50,000.00
	Switzerland	SHARP ELECTRONICS (SCHWEIZ) AG	Office equipment leasing and rental	40,000.00
	Switzerland	SHARP ELECTRONICS (SCHWEIZ) AG	Office equipment leasing and rental	34,875.18
	Switzerland	SIEMENS SUISSE SA	MAINTENANCE AND REPAIR SERVICES	64,208.24
	Switzerland	SIEMENS SUISSE SA - BUILDING TECH	Construction services, n.e.c.	71,271.22
	Switzerland	SIEMENS SUISSE SA - BUILDING TECH	Construction services, n.e.c.	31,669.24
	Switzerland	SIEMENS SUISSE SA - BUILDING TECH	Security installations maintenance	169,826.69
	Switzerland	SIEMENS SUISSE SA - BUILDING TECH	Security installations maintenance	93,321.01
	Switzerland	SWISSCOM (SUISSE) SA	TELECOMMUNICATIONS	2,295,310.45
	Switzerland	SYMETRIA AG	Specialised communications systems	46,932.00
	Switzerland	TECHNICONGRES MARTANO SA	Audio-visual services	103,105.43
	Switzerland	TECHNICONGRES MARTANO SA	Office, computer and communication	170,807.45
	Switzerland	TNT SWISS POST AG	POSTAL AND DELIVERY SERVICES	665,318.65
	Switzerland	TRAPO KUNG AG	Electrical installations maintenanc	43,607.11
	Switzerland	TRT TRASPORTI E TERRITORIO SRL	Technology	40,000.00
	Switzerland	TYCO FIRE/ INTEGRATED SOLUTIONS SA	Construction services, n.e.c.	35,805.43
	Switzerland	TYCO FIRE/ INTEGRATED SOLUTIONS SA	Office, computer and communication	148,047.01
	Switzerland	TYCO FIRE/ INTEGRATED SOLUTIONS SA	Security installations maintenance	170,570.37
	Switzerland	TYCO FIRE/ INTEGRATED SOLUTIONS SA	BANKING AND INVESTMENT	167,325.32
	Switzerland	ZURICH COMPAGNIE D' ASSURANCE	Insurance	37,327.89
	Switzerland	ZURICH COMPAGNIE D' ASSURANCE	Insurance	30,425.26
	United Kingdom	OVERSEAS DEVELOPMENT INSTITUTE	Investment	40,000.00
	United Kingdom	SAVVIS UK LIMITED	OPERATIONS, MAINTENANCE AND SUPPORT	104,482.80
	United Kingdom	TODAY TRANSLATION BUSINESS SERVICES	Language	64,346.71
	United Kingdom	WILLIS Limited	Insurance, other	196,825.40
	United States of America	ENVIRONMENTAL SYSTEMS RESEARCH INST	Software installation	82,020.00
	United States of America	ENVIRONMENTAL SYSTEMS RESEARCH INST	Software installation	78,100.00
	United States of America	EX LIBRIS (USA) INC	Vendor-specific software support an	54,006.79
	United States of America	EX LIBRIS (USA) INC	Vendor-specific software support an	51,009.44
	United States of America	FXB CENTER FOR HEALTH HUMAN RIGHTS	Business seminars	33,649.00
	United States of America	ICF INCORPORATED LLC	Legal specialisms	78,978.00
	United States of America	TRIGYN Technologies Inc.	COMPUTER RELATED SERVICES N.E.C.	204,380.00
	United States of America	TRIGYN Technologies Inc.	COMPUTER RELATED SERVICES N.E.C.	100,000.00
	United States of America	TRIGYN Technologies Inc.	Management advisory services	181,760.00
	United States of America	TRIGYN Technologies Inc.	Management advisory services	120,000.00
	United States of America	TRIGYN Technologies Inc.	Management advisory services	60,000.00
	United States of America	TRIGYN Technologies Inc.	Management advisory services	49,284.47
<b>UNON</b>				
	Brazil	COMPANHIA HOTEIS PALACE	Hire of cocktail and banquet hall for the UNEP Chamions of the Earth Award ceremony & Gala Dinner, 4 June 2012	87,799.72
	Brazil	Patrick Rameau Mourra	Leasing of office space for UNH Haiti	72,000.00
	Canada	MDA GEOSPATIAL SERVICES INC.	Procurement of Satellite Imageries for UN-Habitat Somalia and Malawi Offices - UN-Habitat	59,661.57
	Denmark	DANISH INTERPRETATION SYSTEMS	DECOMMISSIONING & REINSTALLATION OF THE CONFERENCE AND AUDIO-VISUAL SYSTEMS (CON/UNON/12/014)	122,934.09
	Djibouti	OMINCO GROUP LTD	Construction of New Galkayo Local Government Offices	110,068.05
	Djibouti	OMINCO GROUP LTD	Construction of New Office Building for the Ministry of Labour and Social Affairs (MOLSA) in Hargeisa, Somaliland	65,289.70
	Djibouti	OMINCO GROUP LTD	TAWAKAL SETTLEMENTS	289,223.25
	Djibouti	OMINCO GROUP LTD	Tawakal Settlements - Al-Najah Trading Company - CON/HAB 2011/009	41,590.64
	Djibouti	OMINCO GROUP LTD	TAWAKAL SETTLEMENTS - JIBCONN CONSTRUCTION COMPANY	51,647.01
	Djibouti	OMINCO GROUP LTD	TAWAKAL SETTLEMENTS (AL-NAJAH TRADING COMPANY)	582,268.17
	France	TEAM WORK SAS	Event management services for UNEP's Champion of the Earth Awards in Rio de Janeiro, Brazil	144,329.35
	Germany	DERAG LIVINGHOTEL KANZLER	Payment for conference services at the Derag Living Hotels, Bonn, Germany	31,125.80
	Ireland	MICROSOFT IRELAND OPERATIONS LTD	2100 MICROSOFT LICENCES	141,345.86
	Ireland	MICROSOFT IRELAND OPERATIONS LTD	Microsoft Enterprise Agreement - 2012 payment	401,685.46
	Israel	ORAD CONTROL SYSTEM	Maintenance contract.PACT 1.CON/UNON/10/003 for year 2012	375,000.00
	Italy	ERREZETAUNO S.R.L GEST. HOTEL ROYAL CENTRAL	ACCOMMODATION SERVICES-HOTEL ROYAL	128,738.45
	Italy	FEN CORPORATE SPA - GRAND HOTEL SANTA LUCIA	ACCOMMODATION FOR WUF PARTICIPANTS	57,187.50
	Italy	MOSTRA D'OL TREMARE S.P.A	WUFG VENUE SERVICES	123,234.69
	Italy	S.E.N SPA	ACCOMMODATION SERVICES HOTEL MAJESTIC	86,004.90
	Italy	SERIOUS, SRL	ACCOMMODATION FOR 25 PAX FOR 9 NIGHTS	40,375.94
	Kenya	AMICABRE TRAVEL SERVICES LTD		210,418.30
	Kenya	AMICABRE TRAVEL SERVICES LTD	Obligation for shuttle services for security	187,641.50
	Kenya	APOLLO TOURS & TRAVEL LTD.	Taxi Expenses for the period to December 2011	93,977.40
	Kenya	ASYST INTELLIGENCE (K) LTD	Business Intelligence - Training and Consultancy Services	106,149.00
	Kenya	BEGLIN WOODS ARCHITECTS & INTERIOR DESIGNS	ARCHITECTURAL SERVICES FOR THE CONSTRUCTION OF NEW OFFICE FACILITIES	607,487.42
	Kenya	BEGLIN WOODS ARCHITECTS & INTERIOR DESIGNS	ARCHITECTURAL SERVICES FOR THE CONSTRUCTION OF NEW OFFICE FACILITY (CON/UNON/07/0021)	160,000.00
	Kenya	BURHANI ENGINEERS LIMITED	Electrical maintenance for the period Jan -December 2012.	210,389.00
	Kenya	CENTRAL ELECTRICALS INTERNATIONAL LTD.	Electrical, mechanical and catering equipment maintenance contracts	150,000.00
	Kenya	CHANCERY WRIGHT INSURANCE BROKERS LTD	Insurance for Buildings in the UNON Gigiri complex for the period 01/01/2012-31/12/2012.	83,020.67
	Kenya	DHL WORLDWIDE EXPRESS (KENYA) LTD	Obligate funds for courier services for the period Jan - Dec 2012.ref. Contract no. UNON/CON/10/012.	120,000.00

## Major contracts for services and works by UN organization

AGENCY	Location of Supplier	Name of Contractor	Description of Services	Contract Value USD
<b>UNON continued</b>				
Kenya		DIANI FLOWERS & LANDSCAPING LTD	FMTS maintenance contract for 2012	414,787.35
Kenya		DIANI FLOWERS & LANDSCAPING LTD	Provision of gardening & landscaping Services by DFL	134,498.81
Kenya		EASY COACH LIMITED	PROVISION OF STAFF TRANSPORTATION (CON/UNON/09/0025)	1,352,509.47
Kenya		EASY COACH LIMITED	STAFF BUS TRANSPORT SERVICES	1,012,455.00
Kenya		EGGEN JOINEX LIMITED	DESIGN & CONSTRUCTION OF A MULTI-FUNCTIONAL ASSISTED FOOD SERVICES (CON/UNON/12/005)	78,255.57
Kenya		ELITE COMPUTERS LTD	Service and Maintenance of HP Indigo 5500 Printer for UNON DCS - CON/UNON/2012/022	47,701.86
Kenya		ELITE COMPUTERS LTD	Supply of Consumables (Clicks) for UNON DCS - CON/UNON/2011/035	179,282.87
Kenya		ELITE COMPUTERS LTD	Woodwing Software Maintenance and Support for 2012 - CON/UNON/2012/034	69,073.04
Kenya		FLOORING & INTERIORS LTD	CONFERENCE CENTRE UPGRADE PROJECT AT UNON (UNON/12/004)	922,798.69
Kenya		FLOORING & INTERIORS LTD	UPGRADING WORKS TO ROOF TOP CONFERENCE ROOMS	124,377.24
Kenya		GALLAGHER POWER FENCING (E.A.) LTD.	Automated Gates-( cantelever and Swing Systems)	75,324.55
Kenya		GLORY RENT A CAR	Transport services for Security Personnel	92,000.00
Kenya		HOMEBOYZ ENTERTAINMENT	Event organising services for Sasakawa Prize award ceremony & reception dinner and UNEP's 40th anniversary and Receipt	108,168.71
Kenya		IBM EAST AFRICA LIMITED	Streamlining of IBM software subscription and support renewal dates	48,082.46
Kenya		KENYA MOTORS & EQUIPMENT LTD	Provision of Garage services for UNON vehicles for the period June - December 2012 ref.UNON/CON/2012/010.	48,984.80
Kenya		KENYA SHELL LIMITED	Obligate funds for supply of fuel to the UNRC petrol station for the period Jan - Dec 2012.	5,795,666.07
Kenya		KOMAL CONSTRUCTION COMPANY LTD	Renovation services of Block H3-Komal Construction	77,285.65
Kenya		LAVAGE LAUNDRETTE & DRYCLEANERS	LAUNDRY SERVICES	34,076.17
Kenya		LAXMANBHAI CONSTRUCTION LTD.	CONSTRUCTION OF NEW OFFICE FACILITIES (CON/UNON/09/007)	1,013,248.97
Kenya		MAGENTA (K) LIMITED	Additional items against OBPG 10541 using the current 2012 allotment budget for the X-ray scanners & Bomb Detectors	76,500.00
Kenya		MICHAEL JONES SOFTWARE	DESIGN AND LAYOUT OF STATE OF ARAB CITIES REPORT 2012	36,000.00
Kenya		MICHAEL JONES SOFTWARE	UN-HABITAT/2012/018	76,000.00
Kenya		NAIROBI CITY WATER & SEWERAGE COMPANY LTD	Payment of Water bills for UNON Complex for Jan - Dec 2012.	60,000.00
Kenya		NETWAS INTERNATIONAL LIMITED	CONTRACT NO. CON/UN-HABITAT/2009/0023	32,953.00
Kenya		ORIENTAL CONSTRUCTION COMPANY LTD	CONSTRUCTION OF UNDERGROUND WATER TANK (CON/UNON/11/0030)	211,214.80
Kenya		PARAPET LIMITED	Cleaning services for UNRC for Jan - Dec. 2012	33,282.00
Kenya		PARAPET LIMITED	Cleaning services, sanitary and refuse collection	512,400.00
Kenya		PATHCARE KENYA LTD.	Additional funds FOR PAYMENT OF INVOICE NO. PCK/INV 2941 AND PCK/INV 3007	80,261.25
Kenya		PATHOLOGISTS LANCET KENYA LIMITED	Laboratory services for medical clearance	124,033.00
Kenya		PEGRUME LTD	PABX CONTRACT	53,988.96
Kenya		RAC SERVICES LTD	SUPPLY AND INSTALLATION OF AIR CONDITIONING SYSTEM AT UNON (CON/UNON/12/021)	320,438.71
Kenya		SAFARICOM LIMITED	Provision of Bulk SMS And E1 Voice Gateway	32,499.68
Kenya		SECUREX AGENCIES (K) LTD	Dog and Dog Handlers Services for DSS	101,979.69
Kenya		TELKOM KENYA LTD	Extension of CON/UNON/09/0029 - Contract with Telkom Kenya Ltd. for 6 months from 1July 2012 31 December 2012 (ICTS)	228,000.00
Kenya		TELKOM KENYA LTD	Payment of Telkom (K) Ltd. Invoices for Fibre Optic Connectivity Contract CON/UNON/09/0029	228,000.00
Kenya		TELKOM KENYA LTD	Payment of Telkom Kenya Ltd. invoices for the land line telephone lines for the 2012 period.	100,000.00
Kenya		TELKOM KENYA LTD	Settlement of Nov/Dec 2011 invoices.	80,000.00
Kenya		THE KENYA POWER & LIGHTING CO. LTD	Electricity bill for UNRC	108,648.99
Kenya		THE KENYA POWER & LIGHTING CO. LTD	Obligate funds for the provision of Electricity for the 2012.	1,000,000.00
Kenya		THE KENYA POWER & LIGHTING CO. LTD	Provision For Electricity	1,128,000.00
Kenya		THE KENYA POWER & LIGHTING CO. LTD	Supply of electricity at the UNRC for the period Jan-Dec 2012.	61,988.30
Kenya		TNT EXPRESS WORLDWIDE (K) LTD	Obligate funds for Diplomatic pouch services for the period Jan-Dec 2012.ref.contract no.UNON/CON/2011/01	100,000.00
Kenya		UPANDE LIMITED	Development of GWOPA website	40,000.00
Kenya		VARSANI ENTERPRISES	BUILDING AND EXETNAL WORKS AT UNON (CON/UNON/10/009)	356,608.00
Kenya		VARSANI ENTERPRISES	Building and external services	208,028.00
Kenya		VARSANI ENTERPRISES	RENOVATION OF INTERIOR OFFICE SPACES, PARTITIONING & ADDITIONAL WORKS (CON/UNON/12/006)	289,116.00
Namibia		TECNONAM	Improvement of Memorial site in Omaheke Region, Namibia	164,366.34
Netherlands		INTERMAX BV	Provision of website hosting services by Intermax	38,292.00
Netherlands		MDF TRAINING & CONSULTANCY BV	Consultancy for supporting strategic planning and results-based management in UN-Habitat Nairobi	99,800.00
Netherlands		MDF TRAINING & CONSULTANCY BV	Consultancy for supporting strategic planning and results-based management in UN-Habitat Nairobi	99,800.00
Romania		EAU DE WEB	Implementing recommendations of MEA IKM initiative and further developing the Informea website	64,650.00
Somalia		AL NAJAH TRADING AND CONSTRUCTION COMPANY	Construction of 250 Units of Low Cost Houses - Lot 2	557,104.61
Somalia		TARAN ENGINEERING AND CONSTRUCTION COMPANY	Improvement of five district revenue offices in Hargeisa Somaliland	51,826.02
South Africa		DIMENSION DATA (PTY) LTD	PAYMENT FOR PROVISION OF SUN EQUIPMENT MAINTANANCE SERVICES (CON/UNON/10/0028)	34,996.05
Switzerland		MANNET SARL	UN-Habitat Staff survey 2011 & 2013	112,840.00
United Kingdom		BANSON (WORLDSTAGE PROMOTIONS LTD)	CON/UNEP/2011/015	198,466.00
United Kingdom		BANSON (WORLDSTAGE PROMOTIONS LTD)	CON/UNEP/2011/015	66,152.82
United Kingdom		IBM Ireland Product Distribution Limited	IBM Lotus Domino Software Subscription Renewal	66,480.60
United Kingdom		INFORMA UK LTD.	STATE OF WORLD'S CITIES REPORT 2012-2013	41,989.50
United Kingdom		PUBLIC ZONE LTD.	Development of Phase 2 of the Urban Gateway for UN-Habitat OED/ISS	200,000.00
United Kingdom		SMI (DISTRIBUTION SERVICES) LTD	CON/UNON/2010/020	36,398.30
United Kingdom		SMI (DISTRIBUTION SERVICES) LTD	Distribution of GEO-5 Main Report by SMI (distribution services) Limited, UK.	45,777.96
United Kingdom		TYPE B LTD	UNEP/2012/010	57,047.00
United States of America		AMERICAN MUSEUM OF NATURAL HISTORY	Venue for the 2013 Champions of the Earth Award Ceremony and Gala Dinner	150,000.00
United States of America		ICF International	CON/UNEP/2011/009	57,134.00
United States of America		I-SITE INC.	Production of the Ape APP Mobile Phone app for GRASP	30,000.00
United States of America		VMWARE, INC.	VMware Licensing and Training for ICTS (George Kangethe )	67,597.20
<b>UNOPS</b>				
Afghanistan		3D Company	Security Guard services	70,560.00
Afghanistan		ABASEEN NIAZAI CONS. COM	Construction	384,979.79
Afghanistan		ABASEEN NIAZAI CONS. COM	Construction	259,450.00
Afghanistan		ABRAM GLOBAL CONSTRUCTION CO	Construction, civil engineering	442,336.00
Afghanistan		ABRAM GLOBAL CONSTRUCTION CO	Construction, civil engineering	237,658.08
Afghanistan		ABRAM GLOBAL CONSTRUCTION CO	Construction, civil engineering	228,087.78
Afghanistan		ABRAM GLOBAL CONSTRUCTION CO	Construction, civil engineering	183,950.62
Afghanistan		ABRAM GLOBAL CONSTRUCTION CO	Construction, civil engineering	183,773.52
Afghanistan		ABRAM GLOBAL CONSTRUCTION CO	Construction, civil engineering	154,045.04
Afghanistan		ABRAM GLOBAL CONSTRUCTION CO	Construction, civil engineering	147,673.84
Afghanistan		ABRAM GLOBAL CONSTRUCTION CO	Construction, civil engineering	136,408.56
Afghanistan		ABRAM GLOBAL CONSTRUCTION CO	Construction, civil engineering	133,111.65
Afghanistan		ABRAM GLOBAL CONSTRUCTION CO	Construction, civil engineering	130,909.47
Afghanistan		ABRAM GLOBAL CONSTRUCTION CO	Construction, civil engineering	119,327.66
Afghanistan		ABRAM GLOBAL CONSTRUCTION CO	Construction, civil engineering	116,189.75
Afghanistan		ABRAM GLOBAL CONSTRUCTION CO	Construction, civil engineering	112,806.30
Afghanistan		ABRAM GLOBAL CONSTRUCTION CO	Construction, civil engineering	111,748.91
Afghanistan		ABRAM GLOBAL CONSTRUCTION CO	Construction, civil engineering	109,245.48
Afghanistan		ABRAM GLOBAL CONSTRUCTION CO	Construction, civil engineering	90,915.67
Afghanistan		ABRAM GLOBAL CONSTRUCTION CO	Construction, civil engineering	69,757.09
Afghanistan		ABRAM GLOBAL CONSTRUCTION CO	Construction, civil engineering	66,500.00
Afghanistan		ABRAM GLOBAL CONSTRUCTION CO	Construction, Maintenance or Repairs of Roads	117,809.12
Afghanistan		AFG FAIZ SATELLITE COMMUNICATIONS	Internet services	31,500.00
Afghanistan		AFGHAN GHORI CONSTRUCTION CO.	Construction, civil engineering	107,678.80
Afghanistan		AFGHAN GHORI CONSTRUCTION CO.	Construction, civil engineering	68,264.93
Afghanistan		AFGHAN GHORI CONSTRUCTION CO.	Construction, civil engineering	57,161.91
Afghanistan		AFGHAN GHORI CONSTRUCTION CO.	Construction, civil engineering	55,855.76
Afghanistan		AFGHAN GHORI CONSTRUCTION CO.	Construction, civil engineering	54,669.92



## Major contracts for services and works by UN organization

AGENCY	Location of Supplier	Name of Contractor	Description of Services	Contract Value USD
	<b>UNOPS continued</b>			
Afghanistan		AFGHAN GHORI CONSTRUCTION CO.	Construction, civil engineering	47,847.65
Afghanistan		AFGHAN GHORI CONSTRUCTION CO.	Construction, civil engineering	45,951.47
Afghanistan		AFGHAN GHORI CONSTRUCTION CO.	Construction, civil engineering	44,383.50
Afghanistan		AFGHAN GHORI CONSTRUCTION CO.	Construction, civil engineering	43,825.27
Afghanistan		AFGHAN GHORI CONSTRUCTION CO.	Construction, civil engineering	40,920.62
Afghanistan		AFGHAN KARGAR CONSTRUCTION CO	Construction, civil engineering	132,257.94
Afghanistan		AFGHAN KARGAR CONSTRUCTION CO	Construction, civil engineering	119,590.59
Afghanistan		AFGHAN KARGAR CONSTRUCTION CO	Construction, civil engineering	68,074.90
Afghanistan		AFGHAN KARGAR CONSTRUCTION CO	Construction, civil engineering	62,461.77
Afghanistan		AFGHAN KARGAR CONSTRUCTION CO	Construction, civil engineering	47,794.37
Afghanistan		AFGHAN LUCKY CONSTRUCTION CO.	Construction, civil engineering	77,785.79
Afghanistan		AFGHAN LUCKY CONSTRUCTION CO.	Construction, civil engineering	68,651.22
Afghanistan		AFGHAN LUCKY CONSTRUCTION CO.	Construction, civil engineering	51,278.91
Afghanistan		AFGHAN LUCKY CONSTRUCTION CO.	Construction, civil engineering	33,383.93
Afghanistan		Afghan National Police	Security Guard services	75,826.99
Afghanistan		Afghan National Police	Security Guard services	49,200.00
Afghanistan		Afghan National Police	Security systems services	40,952.06
Afghanistan		AFGHAN RED CRESCENT SOCIETY	Disaster prepare and relief	84,208.00
Afghanistan		AFGHAN RED CRESCENT SOCIETY	Disaster prepare and relief	76,553.00
Afghanistan		AFGHAN RED CRESCENT SOCIETY	Mine Action & rehabilitat.	166,142.00
Afghanistan		AFGHAN TECHNICAL CONSULTANTS (ATC)	Disaster prepare and relief	999,893.00
Afghanistan		AFGHAN TECHNICAL CONSULTANTS (ATC)	Disaster prepare and relief	286,652.00
Afghanistan		AFGHAN TECHNICAL CONSULTANTS (ATC)	Disaster prepare and relief	197,794.00
Afghanistan		AFGHAN TECHNICAL CONSULTANTS (ATC)	Disaster prepare and relief	173,070.00
Afghanistan		AFGHAN TECHNICAL CONSULTANTS (ATC)	Disaster prepare and relief	150,841.00
Afghanistan		AFGHAN TECHNICAL CONSULTANTS (ATC)	Mine Action & rehabilitat.	1,619,826.00
Afghanistan		AFGHAN TECHNICAL CONSULTANTS (ATC)	Mine Action & rehabilitat.	1,578,482.00
Afghanistan		AFGHAN TECHNICAL CONSULTANTS (ATC)	Mine Action & rehabilitat.	346,140.00
Afghanistan		Afghan Wardak & Mega City Construction C	Construction, civil engineering	40,137.71
Afghanistan		Afghan Wardak & Mega City Construction C	Construction, Maintenance or Repairs of Roads	211,756.62
Afghanistan		Afghan Wardak & Mega City Construction C	Construction, Maintenance or Repairs of Roads	77,853.54
Afghanistan		Afghan Wardak & Mega City Construction C	Construction, Maintenance or Repairs of Roads	51,872.92
Afghanistan		Afghan Wardak & Mega City Construction C	Construction, Maintenance or Repairs of Roads	41,874.42
Afghanistan		Afghan Wardak & Mega City Construction C	Farm building construction	31,615.68
Afghanistan		Al- Hooti Construction LLC	Construction	2,000,000.00
Afghanistan		Al- Hooti Construction LLC	Construction, civil engineering	248,640.00
Afghanistan		AMAN AFGHAN CONSTRUCTION COMPANY	Construction, civil engineering	177,762.28
Afghanistan		AMAN AFGHAN CONSTRUCTION COMPANY	Construction, civil engineering	140,399.21
Afghanistan		AMAN AFGHAN CONSTRUCTION COMPANY	Construction, civil engineering	67,858.56
Afghanistan		AMAN AFGHAN CONSTRUCTION COMPANY	Construction, civil engineering	58,482.54
Afghanistan		AMAN AFGHAN CONSTRUCTION COMPANY	Construction, civil engineering	57,530.04
Afghanistan		AMAN AFGHAN CONSTRUCTION COMPANY	Construction, civil engineering	52,816.69
Afghanistan		ANDC/Afghan Telecom Corporation	Data services	35,000.00
Afghanistan		APWO Const. & Const. Materials Company	Construction	330,000.00
Afghanistan		APWO Const. & Const. Materials Company	Construction, Public Building	44,930.71
Afghanistan		AR CONS.PRO MATERIAL CO	Hospital Construction	160,000.00
Afghanistan		Arab Shah Construction Co Ltd	Construction, civil engineering	55,232.40
Afghanistan		Arab Shah Construction Co Ltd	Construction, civil engineering	47,561.55
Afghanistan		Arab Shah Construction Co Ltd	Construction, civil engineering	37,349.14
Afghanistan		Architectural and Engineering Company	Construction	87,982.94
Afghanistan		ARIAN VESA CONSTRUCTION COMPANY	Construction, civil engineering	165,572.13
Afghanistan		ARIAN VESA CONSTRUCTION COMPANY	Construction, civil engineering	165,459.32
Afghanistan		ARIAN VESA CONSTRUCTION COMPANY	Construction, civil engineering	160,623.20
Afghanistan		ARIAN VESA CONSTRUCTION COMPANY	Construction, civil engineering	125,501.26
Afghanistan		ARIAN VESA CONSTRUCTION COMPANY	Construction, civil engineering	34,599.00
Afghanistan		Ariana Asia Construction Unit ( ACU)	Construction, civil engineering	180,472.46
Afghanistan		Ariana Asia Construction Unit ( ACU)	Construction, civil engineering	152,149.67
Afghanistan		Ariana Asia Construction Unit ( ACU)	Construction, civil engineering	133,620.25
Afghanistan		Ariana Asia Construction Unit ( ACU)	Construction, civil engineering	108,945.89
Afghanistan		Ariana Asia Construction Unit ( ACU)	Construction, civil engineering	104,774.91
Afghanistan		Ariana Asia Construction Unit ( ACU)	Construction, civil engineering	100,747.80
Afghanistan		Ariana Asia Construction Unit ( ACU)	Construction, civil engineering	93,775.74
Afghanistan		Ariana Asia Construction Unit ( ACU)	Construction, civil engineering	87,442.34
Afghanistan		Ariana Asia Construction Unit ( ACU)	Construction, civil engineering	80,877.75
Afghanistan		Ariana Asia Construction Unit ( ACU)	Construction, civil engineering	77,273.14
Afghanistan		Ariana Asia Construction Unit ( ACU)	Construction, civil engineering	73,106.97
Afghanistan		Ariana Asia Construction Unit ( ACU)	Construction, civil engineering	67,734.30
Afghanistan		Ariana Asia Construction Unit ( ACU)	Construction, civil engineering	66,081.60
Afghanistan		Ariana Asia Construction Unit ( ACU)	Construction, civil engineering	61,055.43
Afghanistan		Ariana Asia Construction Unit ( ACU)	Construction, civil engineering	59,362.14
Afghanistan		Ariana Asia Construction Unit ( ACU)	Construction, civil engineering	47,178.47
Afghanistan		Ariana Asia Construction Unit ( ACU)	Construction, civil engineering	42,775.29
Afghanistan		Ariana Asia Construction Unit ( ACU)	Construction, civil engineering	32,964.19
Afghanistan		Ariana Bahar Construction and Eng. Co.	Hospital Construction	48,080.00
Afghanistan		ARYAN VESA CONSTRUCTION COMPANY	Construction, civil engineering	81,678.57
Afghanistan		ARYANA MOSHTARAK CONST CO	Construction, civil engineering	74,108.34
Afghanistan		ARYANA MOSHTARAK CONST CO	Construction, civil engineering	67,161.80
Afghanistan		ARYANA MOSHTARAK CONST CO	Construction, civil engineering	64,691.29
Afghanistan		ARYANA MOSHTARAK CONST CO	Construction, civil engineering	45,746.32
Afghanistan		ARYANA MOSHTARAK CONST CO	Construction, civil engineering	42,505.39
Afghanistan		Asia Geo Engineering & Ally Eng. Service	Construction, civil engineering	87,400.00
Afghanistan		Asia Geo Engineering & Ally Eng. Service	Construction, civil engineering	85,300.00
Afghanistan		Asizay Construction Company	Construction, Maintenance or Repairs of Roads	56,341.37
Afghanistan		Asizay Construction Company	Construction, Maintenance or Repairs of Roads	47,489.40
Afghanistan		ATAL AFGHAN & AUTO LINK COM	Construction, civil engineering	171,634.93
Afghanistan		AUTOMOTIVE MANAGEMENT SERVICES	Vehicle maintenanc. & repair	81,997.00
Afghanistan		AZMOON CONSTRUCTION CO	Construction, civil engineering	88,067.31
Afghanistan		BAHAR AFSHAN CONSTRUCTION COMPANY	Construction, civil engineering	117,154.79
Afghanistan		BAHAR CONSTRUCTION CO.LTD	Construction, civil engineering	45,103.61
Afghanistan		Bakhtar Afghan Construction Company	Construction, civil engineering	119,014.24
Afghanistan		Bakhtar Afghan Construction Company	Construction, civil engineering	63,158.05
Afghanistan		Bakhtar Afghan Construction Company	Construction, civil engineering	35,546.62
Afghanistan		Bakhtar Afghan Construction Company	Construction, civil engineering	32,413.42
Afghanistan		Bakhtar Pump Station	Construction	45,450.00
Afghanistan		BAKHTER PAIROUZ CONSTRUCTION	Construction, civil engineering	74,366.07
Afghanistan		BARAKI CONSTRUCTION COMPANY	Construction	490,000.00
Afghanistan		BARAKI CONSTRUCTION COMPANY	Construction, Public Building	165,451.43
Afghanistan		BARICH ROAD AND CONSTRUCTION COMPANY	Construction, civil engineering	152,570.99
Afghanistan		BARICH ROAD AND CONSTRUCTION COMPANY	Construction, civil engineering	84,207.47
Afghanistan		BARICH ROAD AND CONSTRUCTION COMPANY	Construction, civil engineering	71,584.49
Afghanistan		BARICH ROAD AND CONSTRUCTION COMPANY	Construction, civil engineering	36,305.60
Afghanistan		Bashir Ahmad Yarzad	Construction, Maintenance or Repairs of Roads	30,000.00
Afghanistan		Baz Aryoubi Construction Company	Construction, civil engineering	270,353.87
Afghanistan		Baz Aryoubi Construction Company	Construction, civil engineering	89,587.09
Afghanistan		Brilliance Builders Construction Company	Construction	81,800.00
Afghanistan		Buildtech Engineering and Cons Company	Construction, civil engineering	136,753.24
Afghanistan		Buildtech Engineering and Cons Company	Construction, civil engineering	64,708.67
Afghanistan		Buildtech Engineering and Cons Company	Construction, civil engineering	61,653.74
Afghanistan		Buildtech Engineering and Cons Company	Construction, civil engineering	60,352.82
Afghanistan		Buildtech Engineering and Cons Company	Construction, civil engineering	60,194.41
Afghanistan		Buildtech Engineering and Cons Company	Construction, civil engineering	56,128.14
Afghanistan		Buildtech Engineering and Cons Company	Construction, civil engineering	47,256.87
Afghanistan		Buildtech Engineering and Cons Company	Construction, civil engineering	45,450.74



## Major contracts for services and works by UN organization

AGENCY	Location of Supplier	Name of Contractor	Description of Services	Contract Value USD
	<b>UNOPS continued</b>			
Afghanistan		Buildtech Engineering and Cons Company	Construction, civil engineering	35,000.00
Afghanistan		Buildtech Engineering and Cons Company	Construction, civil engineering	34,302.52
Afghanistan		Buildtech Engineering and Cons Company	Construction, civil engineering	32,029.96
Afghanistan		Buildtech Engineering and Cons Company	Construction, civil engineering	31,195.40
Afghanistan		BULJAB COMMUNITY DEVELOPMENT COUNCIL	Construction, civil engineering	47,894.41
Afghanistan		CINDERELLA GHBH CONSTRUCTION COMPANY	Construction, civil engineering	253,909.02
Afghanistan		CINDERELLA GHBH CONSTRUCTION COMPANY	Construction, civil engineering	121,975.91
Afghanistan		CINDERELLA GHBH CONSTRUCTION COMPANY	Construction, civil engineering	81,255.58
Afghanistan		CINDERELLA GHBH CONSTRUCTION COMPANY	Construction, civil engineering	66,561.47
Afghanistan		CONSOLIDATED BUILDERS COMPANY	Construction, civil engineering	78,715.25
Afghanistan		CONSULTANT BUREAU FOR RECONSTRUCTION CBR	Construction, civil engineering	188,201.19
Afghanistan		CONSULTANT BUREAU FOR RECONSTRUCTION CBR	Construction, civil engineering	101,900.14
Afghanistan		CONSULTANT BUREAU FOR RECONSTRUCTION CBR	Construction, civil engineering	95,524.46
Afghanistan		CONSULTANT BUREAU FOR RECONSTRUCTION CBR	Construction, civil engineering	64,414.42
Afghanistan		CONSULTANT BUREAU FOR RECONSTRUCTION CBR	Construction, civil engineering	54,956.60
Afghanistan		CONSULTANT BUREAU FOR RECONSTRUCTION CBR	Construction, civil engineering	49,581.19
Afghanistan		DA HERAT BRESHNA SHERKAT	Electric utilities	38,910.51
Afghanistan		Danish Committee for Aid to Afghan Refug	Water quality assessment	30,000.00
Afghanistan		DARA-E-PASHAI CDC	Construction, civil engineering	30,795.31
Afghanistan		DEMINEING AGENCY FOR AFGHANISTAN (DAFA)	Disaster prepare and relief	101,250.00
Afghanistan		DEMINEING AGENCY FOR AFGHANISTAN (DAFA)	Disaster prepare and relief	65,812.00
Afghanistan		DEMINEING AGENCY FOR AFGHANISTAN (DAFA)	Mine Action & rehabilitati.	658,843.00
Afghanistan		DEMINEING AGENCY FOR AFGHANISTAN (DAFA)	Mine Action & rehabilitati.	102,935.00
Afghanistan		Development & Ability Organization	Disaster prepare and relief	60,821.12
Afghanistan		Development & Ability Organization	Mine Action & rehabilitati.	35,000.00
Afghanistan		Development & Ability Organization	Mine Action & rehabilitati.	30,000.00
Afghanistan		Directorate of Ministry of Public Work	Construction, civil engineering	300,000.00
Afghanistan		Eastern Arrow Construction Compaby	Construction	1,000,000.00
Afghanistan		Eisa Amiry Construction Company	Farm building construction	47,268.00
Afghanistan		Emran Miakhalil Construction Co.	Construction, civil engineering	262,171.30
Afghanistan		Emran Miakhalil Construction Co.	Construction, civil engineering	258,055.72
Afghanistan		Emran Miakhalil Construction Co.	Construction, civil engineering	212,563.53
Afghanistan		Emran Miakhalil Construction Co.	Construction, civil engineering	162,386.16
Afghanistan		Emran Miakhalil Construction Co.	Construction, civil engineering	161,212.33
Afghanistan		Emran Miakhalil Construction Co.	Construction, civil engineering	146,252.61
Afghanistan		Emran Miakhalil Construction Co.	Construction, civil engineering	138,390.24
Afghanistan		Emran Miakhalil Construction Co.	Construction, civil engineering	116,844.11
Afghanistan		Emran Miakhalil Construction Co.	Construction, civil engineering	110,934.43
Afghanistan		Emran Miakhalil Construction Co.	Construction, civil engineering	108,070.09
Afghanistan		Emran Miakhalil Construction Co.	Construction, civil engineering	95,178.79
Afghanistan		Emran Miakhalil Construction Co.	Construction, civil engineering	90,505.72
Afghanistan		Emran Miakhalil Construction Co.	Construction, civil engineering	87,379.99
Afghanistan		Emran Miakhalil Construction Co.	Construction, civil engineering	81,487.38
Afghanistan		Emran Miakhalil Construction Co.	Construction, civil engineering	77,914.53
Afghanistan		Emran Miakhalil Construction Co.	Construction, civil engineering	77,369.22
Afghanistan		Emran Miakhalil Construction Co.	Construction, civil engineering	74,395.90
Afghanistan		Enayet Basir Construction Company	Construction, Maintenance or Repairs of Roads	166,001.40
Afghanistan		Enayet Basir Construction Company	Construction, Maintenance or Repairs of Roads	121,572.00
Afghanistan		Enayet Basir Construction Company	Construction, Maintenance or Repairs of Roads	83,822.40
Afghanistan		Enayet Basir Construction Company	Construction, Maintenance or Repairs of Roads	50,400.00
Afghanistan		Enayet Basir Construction Company	Farm building construction	43,562.93
Afghanistan		Enayet Basir Construction Company	Farm building construction	34,985.69
Afghanistan		Esa Afghan Construction Company	Construction, civil engineering	117,108.16
Afghanistan		Faiz Nawayee Construction Company	Construction, Maintenance or Repairs of Roads	82,068.50
Afghanistan		Faiz Nawayee Construction Company	Construction, Maintenance or Repairs of Roads	54,084.38
Afghanistan		Faiz Nawayee Construction Company	Construction, Maintenance or Repairs of Roads	52,596.00
Afghanistan		Faiz Nawayee Construction Company	Construction, Maintenance or Repairs of Roads	49,773.15
Afghanistan		Faiz Nawayee Construction Company	Construction, Maintenance or Repairs of Roads	45,030.35
Afghanistan		Faiz Nawayee Construction Company	Construction, Maintenance or Repairs of Roads	42,474.36
Afghanistan		Faiz Nawayee Construction Company	Construction, Maintenance or Repairs of Roads	40,554.00
Afghanistan		Faiz Nawayee Construction Company	Construction, Maintenance or Repairs of Roads	37,808.46
Afghanistan		FCEC UIPROJECTS JV COMPANY	Construction, civil engineering	521,472.50
Afghanistan		Ford Construction Company	Construction, civil engineering	1,539,940.76
Afghanistan		Ford Construction Company	Construction, civil engineering	38,826.30
Afghanistan		FROOGH CONSTRUCTION CO	Construction, civil engineering	130,043.33
Afghanistan		FROOGH CONSTRUCTION CO	Construction, civil engineering	121,629.30
Afghanistan		FROOGH CONSTRUCTION CO	Construction, civil engineering	73,731.04
Afghanistan		FROOGH CONSTRUCTION CO	Construction, civil engineering	42,212.06
Afghanistan		FROOGH CONSTRUCTION CO	Construction, civil engineering	39,465.99
Afghanistan		Gama Construction Company	Construction, Maintenance or Repairs of Roads	38,619.86
Afghanistan		Gazi Aminullah Logari Const. Co	Construction, civil engineering	59,728.36
Afghanistan		Gazi Aminullah Logari Const. Co	Construction, civil engineering	32,274.01
Afghanistan		Gazi Aminullah Logari Const. Co	Construction, civil engineering	32,201.37
Afghanistan		German Global Consturction Company	Farm building construction	41,017.82
Afghanistan		Ghorband Asia Int Transit and Forwardin	Land Transport	46,000.00
Afghanistan		Ghoshin Road & Building Construction Co.	Construction, civil engineering	70,988.50
Afghanistan		Ghoshin Road & Building Construction Co.	Construction, Maintenance or Repairs of Roads	64,535.00
Afghanistan		GHULAM HAIDAR MEHER CONSTRUCTION CO	Construction, civil engineering	71,269.27
Afghanistan		GHULAM HAIDAR MEHER CONSTRUCTION CO	Construction, civil engineering	56,580.66
Afghanistan		GHULAM HAIDAR MEHER CONSTRUCTION CO	Construction, civil engineering	47,042.90
Afghanistan		GHULAM HAIDAR MEHER CONSTRUCTION CO	Construction, civil engineering	35,697.49
Afghanistan		Ghulam Nabi Yaqoobi Cont & Rd Cont Co.	Construction, civil engineering	71,400.00
Afghanistan		Ghulam Nabi Yaqoobi Cont & Rd Cont Co.	Construction, civil engineering	41,376.78
Afghanistan		Ghulam Nabi Yaqoobi Cont & Rd Cont Co.	Construction, civil engineering	40,842.68
Afghanistan		Ghulam Nabi Yaqoobi Cont & Rd Cont Co.	Construction, civil engineering	36,796.00
Afghanistan		Ghulam Nabi Yaqoobi Cont & Rd Cont Co.	Construction, civil engineering	34,745.54
Afghanistan		Ghulam Nabi Yaqoobi Cont & Rd Cont Co.	Construction, civil engineering	33,206.47
Afghanistan		Ghulam Nabi Yaqoobi Cont & Rd Cont Co.	Construction, civil engineering	31,225.41
Afghanistan		Ghulam Yahya Dawlat Yare Fuel Seller	Oil and gas utilities	283,500.00
Afghanistan		GOLDEN MIND CONSTRUCTION LTD	Construction, civil engineering	114,838.82
Afghanistan		GOLDEN MIND CONSTRUCTION LTD	Construction, civil engineering	68,651.22
Afghanistan		GOLDEN MIND CONSTRUCTION LTD	Construction, civil engineering	64,595.87
Afghanistan		GOLDEN MIND CONSTRUCTION LTD	Construction, civil engineering	44,840.76
Afghanistan		GOLDEN MIND CONSTRUCTION LTD	Construction, civil engineering	31,584.95
Afghanistan		haji Baqi	Construction, Road Highway	31,268.54
Afghanistan		Haji Khalil construction company	Construction, civil engineering	614,220.00
Afghanistan		Haji Khalil construction company	Construction, civil engineering	334,741.24
Afghanistan		Haji Khalil construction company	Construction, civil engineering	265,358.77
Afghanistan		Haji Khalil construction company	Construction, civil engineering	256,371.00
Afghanistan		Haji Khalil construction company	Construction, civil engineering	216,090.83
Afghanistan		Haji Khalil construction company	Construction, civil engineering	172,667.25
Afghanistan		Haji Khalil construction company	Construction, civil engineering	167,391.97
Afghanistan		Haji Khalil construction company	Construction, Maintenance or Repairs of Roads	339,402.70
Afghanistan		Halim Amin Engineering & Consturcton Co	Construction, civil engineering	338,770.41
Afghanistan		Hamkar Construction Co.	Construction, civil engineering	299,432.21
Afghanistan		Hamkar Construction Co.	Construction, civil engineering	217,951.96
Afghanistan		Hamkar Construction Co.	Construction, civil engineering	182,242.36
Afghanistan		Hamkar Construction Co.	Construction, civil engineering	145,605.52
Afghanistan		Hamkar Construction Co.	Construction, civil engineering	131,899.50
Afghanistan		Hamkar Construction Co.	Construction, civil engineering	130,997.16
Afghanistan		Hamkar Construction Co.	Construction, civil engineering	126,587.17
Afghanistan		Hamkar Construction Co.	Construction, civil engineering	114,670.64
Afghanistan		Hamkar Construction Co.	Construction, civil engineering	111,326.55

## Major contracts for services and works by UN organization

AGENCY	Location of Supplier	Name of Contractor	Description of Services	Contract Value USD
	<b>UNOPS continued</b>			
Afghanistan		Hamkar Construction Co.	Construction, civil engineering	79,943.68
Afghanistan		Hamkar Construction Co.	Construction, civil engineering	74,093.24
Afghanistan		Hamkar Construction Co.	Construction, civil engineering	57,547.86
Afghanistan		Hamkar Construction Co.	Construction, civil engineering	56,527.80
Afghanistan		Hamkar Construction Co.	Construction, civil engineering	41,696.06
Afghanistan		Hamkar Construction Co.	Construction, civil engineering	33,705.00
Afghanistan		Hamkar Construction Co.	Construction, civil engineering	32,593.74
Afghanistan		Hamkar Construction Co.	Construction, civil engineering	30,639.84
Afghanistan		HASEEB FAISAL CONSTRUCTION COMPANY	Construction, civil engineering	216,282.12
Afghanistan		HASEEB FAISAL CONSTRUCTION COMPANY	Construction, civil engineering	199,514.04
Afghanistan		HASEEB FAISAL CONSTRUCTION COMPANY	Construction, civil engineering	108,141.06
Afghanistan		HASEEB FAISAL CONSTRUCTION COMPANY	Construction, civil engineering	75,698.74
Afghanistan		HASEEB FAISAL CONSTRUCTION COMPANY	Construction, civil engineering	34,611.38
Afghanistan		HASEEB FAISAL CONSTRUCTION COMPANY	Construction, civil engineering	30,892.54
Afghanistan		Hasib Zabi Construction Company	Construction, Public Building	300,000.00
Afghanistan		Hero Lucky Builders	Construction, civil engineering	1,139,070.82
Afghanistan		Hero Lucky Builders	Construction, civil engineering	41,253.57
Afghanistan		HERO LUCKY GROUP SERVICES	Construction, civil engineering	239,006.65
Afghanistan		HERO LUCKY GROUP SERVICES	Construction, civil engineering	169,659.62
Afghanistan		HERO LUCKY GROUP SERVICES	Construction, civil engineering	162,714.05
Afghanistan		HERO LUCKY GROUP SERVICES	Construction, civil engineering	111,130.72
Afghanistan		HERO LUCKY GROUP SERVICES	Construction, civil engineering	87,136.46
Afghanistan		HERO LUCKY GROUP SERVICES	Construction, civil engineering	49,288.22
Afghanistan		HERO LUCKY GROUP SERVICES	Construction, civil engineering	36,678.08
Afghanistan		HERO LUCKY GROUP SERVICES	Construction, civil engineering	34,754.74
Afghanistan		HOSHANIAR ROAD BUILDING CONSTRUCTION CO	Construction, civil engineering	68,208.48
Afghanistan		HOSHANIAR ROAD BUILDING CONSTRUCTION CO	Construction, civil engineering	57,196.08
Afghanistan		IO Global Services Private Limited	Internet services	83,525.00
Afghanistan		IO Global Services Private Limited	Internet services	73,475.00
Afghanistan		Itemad Arafat Construction Company	Construction	49,140.00
Afghanistan		JAHAN CONSTRUCTION COMPANY	Construction, civil engineering	65,000.00
Afghanistan		KABUL BEHSUD CONSTRUCTION COMPANY	Construction, civil engineering	240,873.81
Afghanistan		KABUL BEHSUD CONSTRUCTION COMPANY	Construction, civil engineering	98,316.89
Afghanistan		KABUL BEHSUD CONSTRUCTION COMPANY	Construction, civil engineering	97,439.86
Afghanistan		KABUL BEHSUD CONSTRUCTION COMPANY	Construction, civil engineering	93,274.30
Afghanistan		KABUL BEHSUD CONSTRUCTION COMPANY	Construction, Maintenance or Repairs of Roads	142,524.72
Afghanistan		KABUL BEHSUD CONSTRUCTION COMPANY	Construction, Maintenance or Repairs of Roads	126,116.69
Afghanistan		KABUL BEHSUD CONSTRUCTION COMPANY	Construction, Maintenance or Repairs of Roads	98,461.84
Afghanistan		KABUL BEHSUD CONSTRUCTION COMPANY	Construction, Maintenance or Repairs of Roads	90,136.80
Afghanistan		KABUL BEHSUD CONSTRUCTION COMPANY	Construction, Maintenance or Repairs of Roads	79,512.53
Afghanistan		KABUL BEHSUD CONSTRUCTION COMPANY	Construction, Maintenance or Repairs of Roads	72,384.75
Afghanistan		KABUL BEHSUD CONSTRUCTION COMPANY	Construction, Maintenance or Repairs of Roads	72,036.00
Afghanistan		KABUL BEHSUD CONSTRUCTION COMPANY	Construction, Maintenance or Repairs of Roads	64,854.00
Afghanistan		KABUL BEHSUD CONSTRUCTION COMPANY	Construction, Maintenance or Repairs of Roads	44,496.00
Afghanistan		KABUL BEHSUD CONSTRUCTION COMPANY	Construction, Maintenance or Repairs of Roads	44,064.00
Afghanistan		KABUL BEHSUD CONSTRUCTION COMPANY	Construction, Maintenance or Repairs of Roads	36,501.94
Afghanistan		KABUL BEHSUD CONSTRUCTION COMPANY	Construction, Maintenance or Repairs of Roads	36,495.00
Afghanistan		KABUL BLUE SKY CONSTRUCTION CO.	Construction, civil engineering	164,127.15
Afghanistan		KABUL BLUE SKY CONSTRUCTION CO.	Construction, civil engineering	126,705.98
Afghanistan		KABUL BLUE SKY CONSTRUCTION CO.	Construction, civil engineering	111,369.30
Afghanistan		KABUL BLUE SKY CONSTRUCTION CO.	Construction, civil engineering	98,765.73
Afghanistan		KABUL BLUE SKY CONSTRUCTION CO.	Construction, civil engineering	78,647.45
Afghanistan		Kabul Skyscraper services	Handyman services	36,180.00
Afghanistan		Karizma Construction Company	Construction	220,300.08
Afghanistan		Khalid Mahshid Construction Co	Construction	48,675.00
Afghanistan		KHAWAR KARA CONSTRUCTION COMPANY	Construction, civil engineering	394,684.81
Afghanistan		KHAWAR KARA CONSTRUCTION COMPANY	Construction, civil engineering	264,686.40
Afghanistan		KHAWAR KARA CONSTRUCTION COMPANY	Construction, civil engineering	255,148.44
Afghanistan		KHAWAR KARA CONSTRUCTION COMPANY	Construction, civil engineering	159,961.23
Afghanistan		KHAWAR KARA CONSTRUCTION COMPANY	Construction, civil engineering	131,954.03
Afghanistan		KHAWAR KARA CONSTRUCTION COMPANY	Construction, civil engineering	104,450.04
Afghanistan		KHAWAR KARA CONSTRUCTION COMPANY	Construction, civil engineering	94,087.60
Afghanistan		KHAWAR KARA CONSTRUCTION COMPANY	Construction, civil engineering	89,524.33
Afghanistan		KHAWAR KARA CONSTRUCTION COMPANY	Construction, civil engineering	76,511.27
Afghanistan		KHAWAR KARA CONSTRUCTION COMPANY	Construction, civil engineering	57,900.56
Afghanistan		KHAWAR KARA CONSTRUCTION COMPANY	Construction, civil engineering	57,876.64
Afghanistan		KHAWAR KARA CONSTRUCTION COMPANY	Construction, civil engineering	53,549.91
Afghanistan		KHAWAR KARA CONSTRUCTION COMPANY	Construction, civil engineering	34,310.19
Afghanistan		KHAWAR KARA CONSTRUCTION COMPANY	Construction, civil engineering	32,344.10
Afghanistan		Khost International Construction Company	Construction	36,490.00
Afghanistan		KHPALWAK KAZIMI CONSTRUCTION COMPANY	Construction, civil engineering	515,488.56
Afghanistan		KHPALWAK KAZIMI CONSTRUCTION COMPANY	Construction, civil engineering	126,942.86
Afghanistan		KHPALWAK KAZIMI CONSTRUCTION COMPANY	Construction, civil engineering	102,127.77
Afghanistan		KHPALWAK KAZIMI CONSTRUCTION COMPANY	Construction, civil engineering	72,835.20
Afghanistan		KHPALWAK KAZIMI CONSTRUCTION COMPANY	Construction, civil engineering	64,755.00
Afghanistan		KHPALWAK KAZIMI CONSTRUCTION COMPANY	Construction, civil engineering	37,865.00
Afghanistan		KHPALWAK KAZIMI CONSTRUCTION COMPANY	Construction, Maintenance or Repairs of Roads	674,363.00
Afghanistan		KHPALWAK KAZIMI CONSTRUCTION COMPANY	Construction, Maintenance or Repairs of Roads	145,002.06
Afghanistan		Khurshid-e-Naween Construction Co.	Construction	60,031.05
Afghanistan		Khurshid-e-Naween Construction Co.	Construction, Maintenance & Repairs of Roads	138,065.79
Afghanistan		Khurshid-e-Naween Construction Co.	Construction, Maintenance & Repairs of Roads	58,772.31
Afghanistan		Khurshid-e-Naween Construction Co.	Construction, Maintenance & Repairs of Roads	50,667.05
Afghanistan		Khurshid-e-Naween Construction Co.	Dam construction	38,102.59
Afghanistan		Khurshid-e-Naween Construction Co.	Dam construction	32,763.71
Afghanistan		Khurshid-e-Naween Construction Co.	Dam construction	30,431.91
Afghanistan		KOKCHA KABUL NEW CONSTRUCTION CO	Construction, civil engineering	1,305,016.21
Afghanistan		KOKCHA KABUL NEW CONSTRUCTION CO	Construction, civil engineering	60,739.19
Afghanistan		KOKCHA KABUL NEW CONSTRUCTION CO	Construction, civil engineering	49,709.44
Afghanistan		KOKCHA KABUL NEW CONSTRUCTION CO	Construction, civil engineering	43,832.81
Afghanistan		KOKCHA KABUL NEW CONSTRUCTION CO	Construction, civil engineering	40,990.29
Afghanistan		KOREA AFG CONST.ROAD MAKING CO	Construction, civil engineering	98,225.73
Afghanistan		Lhassa Consulting	Monetary systems and issues	70,600.00
Afghanistan		Logan Construction & Road Making Co (A)	Construction, civil engineering	85,665.94
Afghanistan		Logan Construction & Road Making Co (A)	Construction, civil engineering	51,400.06
Afghanistan		Logan Construction & Road Making Co (A)	Construction, civil engineering	46,129.50
Afghanistan		Logan Construction & Road Making Co (A)	Construction, civil engineering	45,050.70
Afghanistan		LOOTAH CONSTRUCTION COMPANY	Construction, civil engineering	71,900.32
Afghanistan		LUQMAN ENGINEERING CONSTRUCTION COMPANY	Construction, civil engineering	68,371.75
Afghanistan		Mahtab Mobil and Furniture Production	Utility building constructi	38,480.00
Afghanistan		MALYAR K CONS. R.M&P.OF.CON.M.CO	Construction, civil engineering	36,624.36
Afghanistan		MALYAR K CONS. R.M&P.OF.CON.M.CO	Construction, civil engineering	35,429.27
Afghanistan		Mansoor Azrakhs Construction Company	Construction, Maintenance & Repairs of Roads	167,905.62
Afghanistan		Mansoor Azrakhs Construction Company	Construction, Maintenance & Repairs of Roads	106,842.40
Afghanistan		Mansoor Azrakhs Construction Company	Construction, Maintenance & Repairs of Roads	102,828.15
Afghanistan		Mansoor Azrakhs Construction Company	Construction, Maintenance & Repairs of Roads	101,024.93
Afghanistan		Mashal Const & Prod Materials Co	Construction	833,000.00
Afghanistan		Mashal Const & Prod Materials Co	Construction, Public Building	97,959.18
Afghanistan		Mashriq Engineering Construction Company	Construction	1,850,000.00
Afghanistan		Mashriq Engineering Construction Company	Construction	550,000.00
Afghanistan		Mashriq Engineering Construction Company	Construction	140,000.00
Afghanistan		Mashriq Engineering Construction Company	Construction, civil engineering	1,290,687.75
Afghanistan		Mashriq Engineering Construction Company	Construction, civil engineering	127,181.10
Afghanistan		Mashriq Engineering Construction Company	Construction, civil engineering	49,848.74

## Major contracts for services and works by UN organization

AGENCY	Location of Supplier	Name of Contractor	Description of Services	Contract Value USD
<b>UNOPS continued</b>				
Afghanistan		Maxim Nawin Construction Company	Construction, Maintenance & Repairs of Roads	61,916.11
Afghanistan		Maxim Nawin Construction Company	Construction, Maintenance & Repairs of Roads	54,194.96
Afghanistan		Maxim Nawin Construction Company	Construction, Maintenance & Repairs of Roads	43,321.43
Afghanistan		MDC-USAUNA	Disaster prepare and relief	161,728.00
Afghanistan		MDC-USAUNA	Disaster prepare and relief	73,972.00
Afghanistan		MDC-USAUNA	Disaster prepare and relief	73,972.00
Afghanistan		MDC-USAUNA	Mine Action & rehabilitati.	116,242.00
Afghanistan		MERAJ CONSTRUCTION CO	Construction, civil engineering	39,727.12
Afghanistan		Middle Tax Payer MoF مایه دهنگان متوسط	Consultants, Individual Service Contract	378,747.04
Afghanistan		Middle Tax Payer MoF مایه دهنگان متوسط	Consultants, Individual Service Contract	40,000.00
Afghanistan		Middle Tax Payer MoF مایه دهنگان متوسط	Consultants, Individual Service Contract	34,856.22
Afghanistan		Middle Tax Payer MoF مایه دهنگان متوسط	Consultants, Individual Service Contract	32,699.33
Afghanistan		MINE CLEARANCE PLANNING AGENCY (AFGHAN	Disaster prepare and relief	1,033,334.00
Afghanistan		MINE CLEARANCE PLANNING AGENCY (AFGHAN	Disaster prepare and relief	595,194.00
Afghanistan		MINE CLEARANCE PLANNING AGENCY (AFGHAN	Disaster prepare and relief	548,347.00
Afghanistan		MINE CLEARANCE PLANNING AGENCY (AFGHAN	Disaster prepare and relief	544,964.00
Afghanistan		MINE CLEARANCE PLANNING AGENCY (AFGHAN	Disaster prepare and relief	448,649.00
Afghanistan		MINE CLEARANCE PLANNING AGENCY (AFGHAN	Mine Action & rehabilitati.	640,978.00
Afghanistan		MINE CLEARANCE PLANNING AGENCY (AFGHAN	Mine Action & rehabilitati.	588,408.00
Afghanistan		MINE CLEARANCE PLANNING AGENCY (AFGHAN	Mine Action & rehabilitati.	361,668.00
Afghanistan		MINE CLEARANCE PLANNING AGENCY (AFGHAN	Mine Action & rehabilitati.	214,408.00
Afghanistan		Ministry of Communication and IT / ANDC	IT Installation	35,000.00
Afghanistan		Mirwais Salihi Construction Company	Construction, civil engineering	73,265.00
Afghanistan		Mirwais Salihi Construction Company	Construction, civil engineering	47,516.59
Afghanistan		Mirwais Salihi Construction Company	Construction, civil engineering	32,108.50
Afghanistan		MIRZAI CONSTRUCTION COMPANY	Security systems services	71,176.50
Afghanistan		Mobile Mini Circus for Children	Disaster prepare and relief	57,601.00
Afghanistan		Mobile Mini Circus for Children	Disaster prepare and relief	57,601.00
Afghanistan		MOHAMMAD NAEEM SON'S CONTS & ROAD CO	Construction, civil engineering	232,294.40
Afghanistan		MOHAMMAD NAEEM SON'S CONTS & ROAD CO	Construction, civil engineering	219,448.11
Afghanistan		MOHAMMAD NAEEM SON'S CONTS & ROAD CO	Construction, civil engineering	179,245.20
Afghanistan		MOHAMMAD NAEEM SON'S CONTS & ROAD CO	Construction, civil engineering	170,374.49
Afghanistan		MOHAMMAD NAEEM SON'S CONTS & ROAD CO	Construction, civil engineering	147,678.88
Afghanistan		MOHAMMAD NAEEM SON'S CONTS & ROAD CO	Construction, civil engineering	142,718.48
Afghanistan		MOHAMMAD NAEEM SON'S CONTS & ROAD CO	Construction, civil engineering	135,975.47
Afghanistan		MOHAMMAD NAEEM SON'S CONTS & ROAD CO	Construction, civil engineering	134,130.18
Afghanistan		MOHAMMAD NAEEM SON'S CONTS & ROAD CO	Construction, civil engineering	129,406.60
Afghanistan		MOHAMMAD NAEEM SON'S CONTS & ROAD CO	Construction, civil engineering	128,470.48
Afghanistan		MOHAMMAD NAEEM SON'S CONTS & ROAD CO	Construction, civil engineering	87,995.75
Afghanistan		Murad Faiz Engineering & Construction Co	Construction	35,530.04
Afghanistan		Mustafa Co.Ltd	Computer hardware mainten	44,550.00
Afghanistan		Mutahid Safi Construction Company	Construction, civil engineering	92,279.43
Afghanistan		Mutahid Safi Construction Company	Construction, civil engineering	33,582.42
Afghanistan		NAWEED BAKHSH CONST & RD BLD CO	Construction, civil engineering	63,904.45
Afghanistan		NAWEED BAKHSH CONST & RD BLD CO	Construction, civil engineering	33,495.98
Afghanistan		NAWEED BAKHSH CONST & RD BLD CO	Construction, civil engineering	32,812.39
Afghanistan		NAWEED BAKHSH CONST & RD BLD CO	Construction, Maintenance & Repairs of Roads	140,451.05
Afghanistan		NAWEED BAKHSH CONST & RD BLD CO	Construction, Maintenance & Repairs of Roads	126,311.82
Afghanistan		Nazeer Mayar Const Co Ltd	Construction, civil engineering	161,756.47
Afghanistan		Nazeer Mayar Const Co Ltd	Construction, civil engineering	35,786.78
Afghanistan		Neda Telecommunications Co.Ltd	Internet services	35,000.00
Afghanistan		NERO ENGINEERING & CONSTRUCTION CO	Construction, civil engineering	82,923.77
Afghanistan		NERO ENGINEERING & CONSTRUCTION CO	Construction, civil engineering	34,888.25
Afghanistan		NEW SAHAK CONSTRUCTION COMPANY	Construction, civil engineering	196,054.62
Afghanistan		NEW SAHAK CONSTRUCTION COMPANY	Construction, civil engineering	178,841.54
Afghanistan		NEW SAHAK CONSTRUCTION COMPANY	Construction, civil engineering	125,728.63
Afghanistan		NEW SAHAK CONSTRUCTION COMPANY	Construction, civil engineering	67,517.30
Afghanistan		NEW SAHAK CONSTRUCTION COMPANY	Construction, civil engineering	53,397.46
Afghanistan		NEW SAHAK CONSTRUCTION COMPANY	Construction, civil engineering	42,896.04
Afghanistan		NEW SAHAK CONSTRUCTION COMPANY	Construction, civil engineering	30,847.09
Afghanistan		NOORZAY BROTHERS CONSTRUCTION CO	Construction, civil engineering	132,872.19
Afghanistan		NOORZAY BROTHERS CONSTRUCTION CO	Construction, civil engineering	37,557.07
Afghanistan		Omar & Emal Construction & Road Const C	Construction	238,900.00
Afghanistan		OMAR-ORG. FOR MINE AWARENESS & AFGHAN	Disaster prepare and relief	250,000.00
Afghanistan		OMAR-ORG. FOR MINE AWARENESS & AFGHAN	Disaster prepare and relief	185,092.00
Afghanistan		OMAR-ORG. FOR MINE AWARENESS & AFGHAN	Mine Action & rehabilitati.	637,500.00
Afghanistan		OMAR-ORG. FOR MINE AWARENESS & AFGHAN	Mine Action & rehabilitati.	595,000.00
Afghanistan		OMAR-ORG. FOR MINE AWARENESS & AFGHAN	Mine Action & rehabilitati.	132,661.00
Afghanistan		OMAR-ORG. FOR MINE AWARENESS & AFGHAN	Mine Action & rehabilitati.	77,128.00
Afghanistan		OMAR-ORG. FOR MINE AWARENESS & AFGHAN	Mine Action & rehabilitati.	39,773.00
Afghanistan		OMAR-ORG. FOR MINE AWARENESS & AFGHAN	Mine Action & rehabilitati.	37,122.00
Afghanistan		Omid Mohmand Construction Company	Construction, Maintenance & Repairs of Roads	114,139.18
Afghanistan		Omid Mohmand Construction Company	Construction, Maintenance & Repairs of Roads	64,191.42
Afghanistan		Omid Mohmand Construction Company	Construction, Maintenance & Repairs of Roads	31,218.82
Afghanistan		OMRAN SABZ CONS AND RECONCS CO	Construction, civil engineering	75,739.35
Afghanistan		OMRAN SABZ CONS AND RECONCS CO	Construction, civil engineering	46,591.32
Afghanistan		OMRAN SABZ CONS AND RECONCS CO	Construction, civil engineering	44,528.51
Afghanistan		OMRAN SABZ CONS AND RECONCS CO	Construction, civil engineering	33,787.77
Afghanistan		OMRAN SABZ CONS AND RECONCS CO	Construction, civil engineering	33,372.00
Afghanistan		Organization for Sustainable Development	Refugee programs	249,232.00
Afghanistan		Organization for Sustainable Development	Refugee programs	249,232.00
Afghanistan		Organization for Sustainable Development	Refugee programs	248,270.00
Afghanistan		Organization for Sustainable Development	Refugee programs	248,216.00
Afghanistan		Organization for Sustainable Development	Refugee programs	243,678.00
Afghanistan		Organization for Sustainable Development	Refugee programs	243,677.00
Afghanistan		Organization for Sustainable Development	Refugee programs	155,815.00
Afghanistan		PAMIR KHORASAN CONST & ROAD CONST CO.	Construction, Maintenance & Repairs of Roads	147,644.46
Afghanistan		PAMIR KHORASAN CONST & ROAD CONST CO.	Construction, Maintenance & Repairs of Roads	128,729.84
Afghanistan		PAMIR KHORASAN CONST & ROAD CONST CO.	Construction, Maintenance & Repairs of Roads	50,095.08
Afghanistan		PAMIR KHORASAN CONST & ROAD CONST CO.	Construction, Maintenance & Repairs of Roads	43,478.86
Afghanistan		Qaneh Karimi Construction Company	Construction	189,000.00
Afghanistan		RAFA SAADAT CONSTRUCTION CO	Construction, civil engineering	31,692.70
Afghanistan		Rahimiy Brotheran Construction Company	Hospital Construction	49,000.00
Afghanistan		RANA TECHNOLOGIES ENTERPRISES	Internet services	39,676.00
Afghanistan		Raqim Construction & Project Services	Construction, civil engineering	31,098.46
Afghanistan		RASIKH CONSTRUCTION CO	Construction, civil engineering	89,036.00
Afghanistan		RASIKH CONSTRUCTION CO	Construction, civil engineering	84,672.00
Afghanistan		RASIKH CONSTRUCTION CO	Construction, civil engineering	79,329.06
Afghanistan		RASIKH CONSTRUCTION CO	Construction, civil engineering	40,207.92
Afghanistan		RASIKH CONSTRUCTION CO	Construction, civil engineering	31,213.08
Afghanistan		REAL BUILDERS NET	Construction, civil engineering	53,417.23
Afghanistan		Reinforcement Const Co	Construction, civil engineering	65,828.48
Afghanistan		Reinforcement Const Co	Construction, civil engineering	43,918.34
Afghanistan		Sadid Construction Company	Dam construction	81,951.21
Afghanistan		Sadid Construction Company	Dam construction	50,205.71
Afghanistan		Safae Building & Road Construction Co.	Construction, civil engineering	97,087.44
Afghanistan		Safae Building & Road Construction Co.	Construction, civil engineering	92,978.88
Afghanistan		Safae Building & Road Construction Co.	Construction, civil engineering	64,815.12
Afghanistan		Safae Building & Road Construction Co.	Construction, civil engineering	43,217.42
Afghanistan		SAFAT CONSTRUCTION COMPANY	Construction, civil engineering	378,055.00
Afghanistan		SAFAT CONSTRUCTION COMPANY	Construction, civil engineering	370,403.25
Afghanistan		SAFAT CONSTRUCTION COMPANY	Construction, civil engineering	223,235.11
Afghanistan		SAFAT CONSTRUCTION COMPANY	Construction, civil engineering	219,278.81



## Major contracts for services and works by UN organization

AGENCY	Location of Supplier	Name of Contractor	Description of Services	Contract Value USD
	<b>UNOPS continued</b>			
	Afghanistan	SAFAT CONSTRUCTION COMPANY	Construction, civil engineering	215,544.68
	Afghanistan	SAFAT CONSTRUCTION COMPANY	Construction, civil engineering	172,934.99
	Afghanistan	SAFAT CONSTRUCTION COMPANY	Construction, civil engineering	160,000.00
	Afghanistan	SAFAT CONSTRUCTION COMPANY	Construction, civil engineering	149,628.63
	Afghanistan	SAFAT CONSTRUCTION COMPANY	Construction, civil engineering	142,602.08
	Afghanistan	SAFAT CONSTRUCTION COMPANY	Construction, civil engineering	121,437.28
	Afghanistan	SAFAT CONSTRUCTION COMPANY	Construction, civil engineering	111,851.10
	Afghanistan	SAFAT CONSTRUCTION COMPANY	Construction, civil engineering	110,852.46
	Afghanistan	SAFAT CONSTRUCTION COMPANY	Construction, civil engineering	90,595.70
	Afghanistan	SAFAT CONSTRUCTION COMPANY	Construction, civil engineering	80,635.07
	Afghanistan	SAFAT CONSTRUCTION COMPANY	Construction, civil engineering	67,803.03
	Afghanistan	SAFAT CONSTRUCTION COMPANY	Construction, civil engineering	54,432.12
	Afghanistan	SAFAT CONSTRUCTION COMPANY	Construction, civil engineering	49,016.20
	Afghanistan	SAFAT CONSTRUCTION COMPANY	Construction, civil engineering	41,441.52
	Afghanistan	SAFAT CONSTRUCTION COMPANY	Construction, civil engineering	39,148.81
	Afghanistan	SAFAT CONSTRUCTION COMPANY	Construction, civil engineering	38,870.46
	Afghanistan	SAFAT CONSTRUCTION COMPANY	Construction, civil engineering	35,973.02
	Afghanistan	SAFAT CONSTRUCTION COMPANY	Construction, Maintenance & Repairs of Roads	136,626.31
	Afghanistan	SAFAT CONSTRUCTION COMPANY	Construction, Maintenance & Repairs of Roads	101,208.01
	Afghanistan	SAFAT CONSTRUCTION COMPANY	Construction, Maintenance & Repairs of Roads	38,268.61
	Afghanistan	SAITA Afghanistan Construction Company	Construction, civil engineering	152,458.72
	Afghanistan	SAITA Afghanistan Construction Company	Construction, civil engineering	137,097.12
	Afghanistan	Sakhi Zahir Zada Constr & Road Works Co.	Farm building construction	40,371.00
	Afghanistan	Sakhi Zahir Zada Constr & Road Works Co.	Farm building construction	40,362.00
	Afghanistan	SAMANDAR SHARIFI CONST GROUP (S.S.C.G)	Construction, civil engineering	347,158.53
	Afghanistan	SAMANDAR SHARIFI CONST GROUP (S.S.C.G)	Construction, civil engineering	253,476.30
	Afghanistan	SAMANDAR SHARIFI CONST GROUP (S.S.C.G)	Construction, civil engineering	240,150.80
	Afghanistan	SAMANDAR SHARIFI CONST GROUP (S.S.C.G)	Construction, civil engineering	171,005.36
	Afghanistan	SAMANDAR SHARIFI CONST GROUP (S.S.C.G)	Construction, civil engineering	164,030.16
	Afghanistan	SAMANDAR SHARIFI CONST GROUP (S.S.C.G)	Construction, civil engineering	128,769.78
	Afghanistan	SAMANDAR SHARIFI CONST GROUP (S.S.C.G)	Construction, civil engineering	121,182.12
	Afghanistan	SAMANDAR SHARIFI CONST GROUP (S.S.C.G)	Construction, civil engineering	112,238.37
	Afghanistan	Samuel Hall Consulting	Disaster prepare and relief	33,592.00
	Afghanistan	Sanjar Construction & M.P.CO.LTD	Construction, civil engineering	115,296.98
	Afghanistan	Sanjar Construction & M.P.CO.LTD	Construction, civil engineering	74,478.93
	Afghanistan	Sanjar Construction & M.P.CO.LTD	Construction, civil engineering	72,767.00
	Afghanistan	Sanjar Construction & M.P.CO.LTD	Construction, civil engineering	47,662.37
	Afghanistan	Sanjar Construction & M.P.CO.LTD	Construction, civil engineering	43,129.54
	Afghanistan	Sanjar Construction & M.P.CO.LTD	Construction, civil engineering	36,402.36
	Afghanistan	SATGURU TRAVEL AND TOURISM LLC	Air Tickets - International	41,980.00
	Afghanistan	SATGURU TRAVEL AND TOURISM LLC	Air Tickets - International	34,679.00
	Afghanistan	Septiuglu INS MAD LTD STI	Construction	197,000.00
	Afghanistan	Septiuglu INS MAD LTD STI	Construction	49,900.00
	Afghanistan	Shahid Nikbeen Const Road Co	Construction, Maintenance & Repairs of Roads	78,444.09
	Afghanistan	Shahid Nikbeen Const Road Co	Construction, Maintenance & Repairs of Roads	67,718.70
	Afghanistan	Shahid Nikbeen Const Road Co	Construction, Maintenance & Repairs of Roads	47,562.12
	Afghanistan	Shahid Nikbeen Const Road Co	Construction, Maintenance & Repairs of Roads	32,143.50
	Afghanistan	SHAMS AFGHAN CONSTRUCTION CO	Construction, civil engineering	55,415.40
	Afghanistan	SHUJA AMEN BUILD & RD CONST CO	Construction, civil engineering	287,199.40
	Afghanistan	SHUJA AMEN BUILD & RD CONST CO	Construction, civil engineering	238,215.40
	Afghanistan	SHUJA AMEN BUILD & RD CONST CO	Construction, civil engineering	232,843.62
	Afghanistan	SHUJA AMEN BUILD & RD CONST CO	Construction, civil engineering	218,712.69
	Afghanistan	SHUJA AMEN BUILD & RD CONST CO	Construction, civil engineering	198,218.85
	Afghanistan	SHUJA AMEN BUILD & RD CONST CO	Construction, civil engineering	196,713.03
	Afghanistan	SHUJA AMEN BUILD & RD CONST CO	Construction, civil engineering	137,519.81
	Afghanistan	SHUJA AMEN BUILD & RD CONST CO	Construction, civil engineering	129,651.04
	Afghanistan	SHUJA AMEN BUILD & RD CONST CO	Construction, civil engineering	118,059.28
	Afghanistan	SHUJA AMEN BUILD & RD CONST CO	Construction, civil engineering	107,140.65
	Afghanistan	SHUJA AMEN BUILD & RD CONST CO	Construction, civil engineering	98,988.26
	Afghanistan	SHUJA AMEN BUILD & RD CONST CO	Construction, civil engineering	96,465.10
	Afghanistan	SHUJA AMEN BUILD & RD CONST CO	Construction, civil engineering	86,287.92
	Afghanistan	SHUJA AMEN BUILD & RD CONST CO	Construction, civil engineering	86,042.38
	Afghanistan	SHUJA AMEN BUILD & RD CONST CO	Construction, civil engineering	67,487.42
	Afghanistan	SHUJA AMEN BUILD & RD CONST CO	Construction, civil engineering	67,246.02
	Afghanistan	SHUJA AMEN BUILD & RD CONST CO	Construction, civil engineering	55,319.65
	Afghanistan	SHUJA AMEN BUILD & RD CONST CO	Construction, civil engineering	51,816.42
	Afghanistan	SHUJA AMEN BUILD & RD CONST CO	Construction, civil engineering	37,354.72
	Afghanistan	SHUJA AMEN BUILD & RD CONST CO	Construction, civil engineering	32,897.54
	Afghanistan	SULTAN ALI CONSTRUCTION CO	Construction, civil engineering	36,727.75
	Afghanistan	SULTAN ALI CONSTRUCTION CO	Construction, civil engineering	30,930.12
	Afghanistan	TAFAKOR TILAEE CONST & ROAD BUILDING CO	Construction, civil engineering	43,926.90
	Afghanistan	Target Travel & Tours	Air Tickets - Domestic	49,900.00
	Afghanistan	TIME LINE CONSTRUCTION CO	Construction, civil engineering	153,465.19
	Afghanistan	TIME LINE CONSTRUCTION CO	Construction, civil engineering	101,873.03
	Afghanistan	TIME LINE CONSTRUCTION CO	Construction, civil engineering	85,717.47
	Afghanistan	TIME LINE CONSTRUCTION CO	Construction, civil engineering	51,858.14
	Afghanistan	UNDP AFGHANISTAN	Security systems services	86,412.63
	Afghanistan	UNDP AFGHANISTAN	Security systems services	78,928.43
	Afghanistan	UNDP AFGHANISTAN	Security systems services	77,517.46
	Afghanistan	UNDP AFGHANISTAN	Security systems services	52,327.74
	Afghanistan	United Asian Construction Company	Construction, Maintenance & Repairs of Roads	108,673.93
	Afghanistan	United Asian Construction Company	Construction, Maintenance & Repairs of Roads	55,097.43
	Afghanistan	United Asian Construction Company	Construction, Maintenance & Repairs of Roads	47,841.84
	Afghanistan	United Asian Construction Company	Construction, Maintenance & Repairs of Roads	41,175.72
	Afghanistan	UNITED NATIONS ASSISTANCE MISSION AFGHAN	Bldg & office clean & maint	342,548.61
	Afghanistan	UNITED NATIONS ASSISTANCE MISSION AFGHAN	Bldg & office clean & maint	112,275.70
	Afghanistan	UNITED NATIONS ASSISTANCE MISSION AFGHAN	Bldg & office clean & maint	108,473.18
	Afghanistan	UNITED NATIONS ASSISTANCE MISSION AFGHAN	Emergency travel assistance	50,000.00
	Afghanistan	UNITED NATIONS ASSISTANCE MISSION AFGHAN	International ICA	34,000.00
	Afghanistan	UNITED NATIONS ASSISTANCE MISSION AFGHAN	Security Guard services	59,641.14
	Afghanistan	United Uniform construction Company	Construction	232,313.00
	Afghanistan	URANUS SAMA CONSTRUCTION CO	Construction, civil engineering	98,546.66
	Afghanistan	URANUS SAMA CONSTRUCTION CO	Construction, civil engineering	84,758.24
	Afghanistan	URANUS SAMA CONSTRUCTION CO	Construction, civil engineering	61,734.58
	Afghanistan	URANUS SAMA CONSTRUCTION CO	Construction, civil engineering	39,780.00
	Afghanistan	WADAN AFGHANISTAN CONSTRUCTION COMPANY	Construction, civil engineering	155,820.00
	Afghanistan	Wadan Ariana CRC and Production	Hospital Construction	98,640.00
	Afghanistan	WOOR CONSTRUCTION COMPANY	Construction, Maintenance & Repairs of Roads	72,105.35
	Afghanistan	WOOR CONSTRUCTION COMPANY	Construction, Maintenance & Repairs of Roads	70,779.73
	Afghanistan	WOOR CONSTRUCTION COMPANY	Construction, Maintenance & Repairs of Roads	70,776.73
	Afghanistan	WOOR CONSTRUCTION COMPANY	Construction, Maintenance & Repairs of Roads	67,390.11
	Afghanistan	WOOR CONSTRUCTION COMPANY	Construction, Maintenance & Repairs of Roads	33,412.31
	Afghanistan	WOOR CONSTRUCTION COMPANY	Construction, Maintenance & Repairs of Roads	31,297.47
	Afghanistan	YAHYA YOSUFI LANDBUILDER & ENGINEERING.	Construction, civil engineering	61,928.29
	Afghanistan	Zahid Safi Construction Company	Construction	1,191,650.00
	Afghanistan	Zahid Safi Construction Company	Construction, Public Building	278,997.24
	Afghanistan	ZERF NEGHAH CONSTRUCTION COMPANY	Construction, civil engineering	66,413.00
	Argentina	Air Liquide Argentina S.A	Hospital Construction	64,508.61
	Argentina	BGH S.A.	Mobile communications servi	2,480,770.50
	Argentina	BORDIGONI Y CIA SRL	Construction, civil engineering	61,677.20
	Argentina	BORDIGONI Y CIA SRL	Construction, civil engineering	48,025.98
	Argentina	BORDIGONI Y CIA SRL	Hospital Construction	553,972.19
	Argentina	BORDIGONI Y CIA SRL	Hospital Construction	461,561.42

## Major contracts for services and works by UN organization

AGENCY			Contract Value
Location of Supplier	Name of Contractor	Description of Services	USD
<b>UNOPS continued</b>			
Argentina	CALLEJAS VEIZAGA Maria Luz	Electric & electr. engineer	73,279.45
Argentina	CENTRO CONSTRUCCIONES S.A.	Construction, civil engineering	154,063.70
Argentina	CENTRO CONSTRUCCIONES S.A.	Construction, civil engineering	153,511.30
Argentina	CIA CENTRAL DE CONTRUCCIONES SRL	Construction, civil engineering	247,013.91
Argentina	constructora calchaqui s.a	Construction, civil engineering	66,557.07
Argentina	constructora calchaqui s.a	Hospital Construction	771,854.56
Argentina	constructora calchaqui s.a	Hospital Construction	34,823.18
Argentina	EINSCHLAG CONST. SA JDA CONST. SRL - UTE	Construction, civil engineering	582,946.10
Argentina	EMINCO S.A	Hospital Construction	325,526.93
Argentina	EMMES DISEÑO SRL	Construction, civil engineering	135,149.51
Argentina	EmprendimientosEnergeticosBinacionalesSA	Project Evaluation Services	318,719.33
Argentina	EMPRESA CONSTRUCTORA TREVISIOL HNOS S.A.	Construction, civil engineering	102,303.53
Argentina	ESTUDIO ING.VILLA SRL DAVID BONALDI UTE	Construction, civil engineering	450,235.63
Argentina	FENBER INGENIERIA SA	Hospital Construction	694,619.54
Argentina	FENBER INGENIERIA SA	Hospital Construction	463,866.09
Argentina	FENBER INGENIERIA SA	Hospital Construction	53,942.55
Argentina	FRANCOSA S.A	Property management	88,380.00
Argentina	IMAK ARGENTINA SRL	Construction, civil engineering	129,295.78
Argentina	Instituto Internacional de Medio	Learning - Contract Service	32,710.00
Argentina	INTERCONNECT S.A	Construction, civil engineering	1,678,563.55
Argentina	MANSERV SRL	Construction, civil engineering	481,770.82
Argentina	MANSERV SRL	Construction, civil engineering	37,338.53
Argentina	SERVI-ANGELES SA	Property management	310,568.81
Argentina	SUNIL S.A	Construction, civil engineering	169,345.85
Argentina	Tala Construcciones S.A	Construction, civil engineering	750,964.64
Argentina	THE FK GROUP SRL	Construction, civil engineering	179,828.53
Argentina	TRIVIALMEDIA S.R.L	Audio Visual Productions	40,788.03
Argentina	Vidogar Construcciones S.A	Construction, civil engineering	356,293.72
Argentina	Vidogar Construcciones S.A	Construction, civil engineering	108,697.41
Argentina	Vidogar Construcciones S.A	Construction, civil engineering	31,569.51
Argentina	WASKO PEDRO	Construction, civil engineering	1,218,935.00
Argentina	WASKO PEDRO	Construction, civil engineering	623,723.06
Argentina	Zefir S A	Commercial facility rental	79,200.00
Argentina	Zefir S A	Commercial facility rental	66,000.00
Australia	BURNET INSTITUTE	Project Evaluation Services	50,288.52
Australia	Oceanic and Coastal Consulting Service	Environmental advisory	37,225.00
Austria	Gerstner Catering Betriebs GmbH	Cafeteria services	71,606.22
Austria	Vienna Interpreting & Translating Agency	Written translation services	49,611.04
Azerbaijan	UNICEF Baku	Commercial facility rental	34,717.56
Barbados	CERMES/University of West Indies	Project Evaluation Services	44,807.00
Belgium	AVOCATS SANS FRONTIERES BELGIQUES	Human right advocacy & defe	79,241.00
Belgium	HERA (Health Research for Action)	Health administration servi	34,188.32
Belgium	Le Groupe-Conseil Baastel s.p.r.l	Methodology and analysis	49,952.00
Belgium	Le Groupe-Conseil Baastel s.p.r.l	Methodology and analysis	49,910.00
Belgium	PwC Belgium	Management support services	82,800.46
Belgium	World Customs Org/Customs Coop Council	International organizations	30,235.77
Belgium	Younited S.A.	Communication Service	30,471.82
Belize	Caribbean Regional Fisheries Mechanism	Environmental advisory	115,000.00
Belize	Caribbean Regional Fisheries Mechanism	Environmental advisory	113,422.00
Benin	HE SYSTEMS	Dedicated telecommunication	53,190.63
Benin	PROJET PNUE FEM VOLTA-BENIN	Educational Consulting	50,000.00
Bhutan	BHUTAN POWER CORPORATION LIMITED	Electrical power transmissi	49,135.04
Bhutan	LHAKI CONSTRUCTION COMPANY	Construction, civil engineering	1,012,669.04
Bhutan	LHAKI CONSTRUCTION COMPANY	Construction, civil engineering	468,724.04
Bosnia and Herzegovina	ENOVA D.O.O. SARAJEVO	Publishing	49,800.00
Brazil	Dos Anjos Entretenimento e Consciencia E	Conference organizing servi	115,502.45
Brazil	GCE S/A	Building Maintenance & Repa	405,139.16
Brazil	GCE S/A	Building Maintenance & Repa	399,520.16
Brazil	GCE S/A	Building Maintenance & Repa	245,921.68
Brazil	GCE S/A	Construction, civil engineering	289,640.79
Brazil	GCE S/A	Construction, civil engineering	200,475.79
Brazil	GCE S/A	Construction, civil engineering	158,725.37
Brazil	GCE S/A	Construction, civil engineering	103,179.43
Brazil	GCE S/A	Construction, civil engineering	61,438.68
Brazil	GCE S/A	Construction, civil engineering	47,783.75
Brazil	GCE S/A	Utility building constructi	428,787.72
Brazil	GCE S/A	Utility building constructi	324,446.05
Brazil	GCE S/A	Utility building constructi	287,937.58
Brazil	GCE S/A	Utility building constructi	68,107.06
Brazil	GLASSEC VIDROS DE SEGURANCA LTDA	Construction, civil engineering	76,894.72
Brazil	METALURGICA VALENCA INDUSTRIA E COMERCIO	Hospital Construction	3,889,135.35
Brazil	PEROLA AZUL SERVICOS AMBIENTAIS	Hospitality-Special Events	111,217.91
Burkina Faso	Softnet Burkina	Dedicated telecommunication	66,715.10
Burkina Faso	UICN-PACO	Methodology and analysis	48,000.00
Burkina Faso	UICN-Programme du Burkina Faso	Ecosystems	134,452.00
Burundi	Lomatec SA	Construction	370,148.99
Cambodia	ICM UNDP/IMO	Training and development	38,600.00
Cambodia	PLAN INTERNATIONAL INC FEES	Management support services	199,375.00
Cambodia	PRICEWATERHOUSE CAMBODIA	Accounting services	40,565.66
Cambodia	PRICEWATERHOUSE CAMBODIA	Management support services	40,565.66
Cameroon	WWF CARPO	Environmental information	125,050.00
Cameroon	WWF CARPO	Environmental information	40,685.00
Canada	AEDIFICA INC.	Construction, civil engineering	2,073,177.50
Canada	Canadian Leaders in International Consul	Training and development	109,624.90
Canada	Centre Hospitalier de l'Universite de Mo	Project Evaluation Services	44,150.00
Canada	Daw Mar Lar THAN	Life, health and accident	51,009.97
Canada	GEOACTIC INC	Environmental advisory	31,849.00
Canada	Parliamentary Centre	Public administration servi	80,000.00
Canada	UNITED NATION UNIVERSITY - INWEH	Environmental advisory	74,000.00
Canada	UNU-INWEH	Environmental advisory	74,000.00
Central African Republic	DIRECTION DES INFRASTRUCTURES	Construction, civil engineering	155,168.56
Central African Republic	DIRECTION DES INFRASTRUCTURES	Construction, Public Building	2,554,873.00
Central African Republic	GEV	Construction, Public Building	514,770.80
Central African Republic	ZO TI KWA (ZTK)	Construction, Public Building	551,807.02
China	CHINA JIANGXI INTERNATIONAL SOUTH SUDAN	Construction of Warrap Mashraar Road Package 2(SSRF Warrap)	3,224,701.00
China	China-Han Technical Development Corporat	Property management	38,742.36
China	GEI	Environmental information	58,005.00
China	NUCTECH COMPANY LIMITED	Equip. maintenance & repair	900,000.00
China	Tianyuan Construction Group Co.Ltd	Construction, Public Building	1,022,879.00
China	Tianyuan Construction Group Co.Ltd	Construction, Public Building	41,409.00
Colombia	UNION TEMPORAL G EXPONENCIAL DE JUSTICIA	Urban development planning	53,287.29
Congo, Republic of the	Tractafic Equipment Congo	Equipment rental	30,564.30
Costa Rica	EUROESTUDIOS	Construction, civil engineering	251,160.00
Costa Rica	EUROESTUDIOS	Construction, civil engineering	131,755.15
Cote d'Ivoire	Orange Cote d'Ivoire SA	Mobile communications servi	42,415.31
Cote d'Ivoire	PNUE/FEM Volta	Educational exchanges	100,000.00
Cote d'Ivoire	PRICEWATERHOUSECOOPERS	Audit services	44,834.00
Cote d'Ivoire	RADIODIFFUSION-TELEVISION DU BURKINA	Audio Visual Productions	32,457.65
Cote d'Ivoire	SOFTNET COTE D'IVOIRE	Dedicated telecommunication	125,330.72
Democratic Republic of the Congo	ACIARD	Construction, Maintenance & Repairs of Roads	31,324.00
Democratic Republic of the Congo	ACIMA ASBL	Construction, Maintenance & Repairs of Roads	65,623.20
Democratic Republic of the Congo	ACRIB ONGD	Construction, Maintenance & Repairs of Roads	37,778.02
Democratic Republic of the Congo	ACRIB ONGD	Construction, Maintenance & Repairs of Roads	35,244.90



## Major contracts for services and works by UN organization

AGENCY			Contract Value
Location of Supplier	Name of Contractor	Description of Services	USD
<b>UNOPS continued</b>			
Democratic Republic of the Congo	ACRIB ONGD	Construction, School	138,957.04
Democratic Republic of the Congo	ACTION DETRAUMATISATION RECONCILIATION	Construction, Maintenance & Repairs of Roads	36,418.00
Democratic Republic of the Congo	ACTION DETRAUMATISATION RECONCILIATION	Construction, Maintenance & Repairs of Roads	33,400.00
Democratic Republic of the Congo	ADAPA Sprl	Construction, School	44,623.80
Democratic Republic of the Congo	ADIMIREC ONGD	Construction, Maintenance & Repairs of Roads	62,802.30
Democratic Republic of the Congo	AEEA	Hospital Construction	45,646.40
Democratic Republic of the Congo	AEO	Construction, Maintenance & Repairs of Roads	60,004.00
Democratic Republic of the Congo	AGEC	Construction	126,673.00
Democratic Republic of the Congo	AGETIP-RDC	Construction, Maintenance & Repairs of Roads	103,335.00
Democratic Republic of the Congo	AGETIP-RDC	Project Evaluation Services	109,563.00
Democratic Republic of the Congo	AMICOR sprl	Construction, Maintenance & Repairs of Roads	339,645.00
Democratic Republic of the Congo	AMICOR sprl	Construction, Maintenance & Repairs of Roads	276,935.00
Democratic Republic of the Congo	AMICOR sprl	Construction, Maintenance & Repairs of Roads	46,028.00
Democratic Republic of the Congo	AMIVHAC	Construction, School	83,229.18
Democratic Republic of the Congo	ARTA Sprl	Construction, School	87,070.89
Democratic Republic of the Congo	ASBL APRAR	Construction, Maintenance & Repairs of Roads	54,469.06
Democratic Republic of the Congo	ASIA CONSTRUCT SPRL	Construction, Maintenance & Repairs of Roads	56,195.20
Democratic Republic of the Congo	ASSADEL	Hospital Construction	123,731.24
Democratic Republic of the Congo	B.E.CONCEPT	Construction, Public Building	100,861.25
Democratic Republic of the Congo	BAGEC	Construction, Maintenance & Repairs of Roads	98,628.00
Democratic Republic of the Congo	BAJAC CONSTRUCT	Construction, Maintenance & Repairs of Roads	55,165.30
Democratic Republic of the Congo	BAJAC CONSTRUCT	Construction, School	77,046.31
Democratic Republic of the Congo	BAK CONSTRUCT SPRL	Construction, Maintenance & Repairs of Roads	62,643.99
Democratic Republic of the Congo	BCM	Construction, Maintenance & Repairs of Roads	141,946.40
Democratic Republic of the Congo	BEC LE CONSTRUCTEUR	Construction, Public Building	41,401.74
Democratic Republic of the Congo	BECE	Construction, School	38,858.70
Democratic Republic of the Congo	BECNK SPRL	Construction, Public Building	71,444.00
Democratic Republic of the Congo	BEGO CONGO	Construction, Maintenance & Repairs of Roads	2,632,800.00
Democratic Republic of the Congo	Best Construct sprl	Construction, prison	118,179.70
Democratic Republic of the Congo	BETECO	Construction, Public Building	87,188.14
Democratic Republic of the Congo	BETECO	Construction, School	40,366.80
Democratic Republic of the Congo	BETPLAN	Hospital Construction	43,537.80
Democratic Republic of the Congo	BRPHA	Construction, Maintenance & Repairs of Roads	50,993.00
Democratic Republic of the Congo	BUILDING AFRICA SPRL	Construction	74,550.00
Democratic Republic of the Congo	BUILDING AFRICA SPRL	Construction	51,190.00
Democratic Republic of the Congo	BUREAU ETRE SPRL	Construction	74,802.00
Democratic Republic of the Congo	BUREAU ETRE SPRL	Construction, Maintenance & Repairs of Roads	43,978.60
Democratic Republic of the Congo	BUREAU ETRE SPRL	Construction, School	124,964.51
Democratic Republic of the Congo	BUREAU ETRE SPRL	Construction, School	75,564.77
Democratic Republic of the Congo	BUREAU ETRE SPRL	Construction, School	39,340.80
Democratic Republic of the Congo	CALYPSON	Apartment building	98,411.40
Democratic Republic of the Congo	Car Station	Vehicle rental	44,635.00
Democratic Republic of the Congo	Caritas Developpement Goma	Construction, Maintenance & Repairs of Roads	59,579.00
Democratic Republic of the Congo	CIC asbl	Construction, Maintenance & Repairs of Roads	33,062.52
Democratic Republic of the Congo	CNCTPC	Construction	188,700.00
Democratic Republic of the Congo	COREMI	Construction, Public Building	76,822.00
Democratic Republic of the Congo	CPADRI	Construction, Public Building	32,880.00
Democratic Republic of the Congo	DECAS	Construction	79,779.00
Democratic Republic of the Congo	DECAS	Construction	50,188.00
Democratic Republic of the Congo	Direction des Voies de desserte agricole	Training	33,952.00
Democratic Republic of the Congo	DIVIGFAE SUD KIVU	Environmental information	43,865.00
Democratic Republic of the Congo	DIVIGFAE SUD KIVU	Environmental information	37,046.00
Democratic Republic of the Congo	DVDA EQUATEUR	Training	43,653.50
Democratic Republic of the Congo	E.B.C.G.	Construction, Maintenance & Repairs of Roads	38,012.70
Democratic Republic of the Congo	ECCR	Construction, Maintenance & Repairs of Roads	51,919.42
Democratic Republic of the Congo	ECDI SPRL	Construction, Maintenance & Repairs of Roads	35,766.13
Democratic Republic of the Congo	ECTP	Construction	33,619.50
Democratic Republic of the Congo	EGCB SPRL	Construction	117,585.00
Democratic Republic of the Congo	EGCEI SPRL	Construction	90,000.00
Democratic Republic of the Congo	EGEBAT SPRL	Hospital Construction	81,880.00
Democratic Republic of the Congo	ENTRASCO sprl	Construction	52,482.80
Democratic Republic of the Congo	ENTREPRISE FULLCOM	Construction, Maintenance & Repairs of Roads	544,000.00
Democratic Republic of the Congo	ENTREPRISE FULLCOM	Construction, Maintenance & Repairs of Roads	58,056.60
Democratic Republic of the Congo	ENTREPRISE FULLCOM	Construction, Public Building	151,317.76
Democratic Republic of the Congo	ENTREPRISE FULLCOM	Construction, School	122,280.15
Democratic Republic of the Congo	ETS AJECOR CONSTRUCTION	Construction, Maintenance & Repairs of Roads	47,502.45
Democratic Republic of the Congo	ETS AJECOR CONSTRUCTION	Construction, Maintenance & Repairs of Roads	34,543.80
Democratic Republic of the Congo	ETS AJECOR CONSTRUCTION	Construction, Maintenance & Repairs of Roads	30,680.00
Democratic Republic of the Congo	ETS BATIROAD	Hospital Construction	55,266.29
Democratic Republic of the Congo	ETS BRPHA	Construction	40,858.00
Democratic Republic of the Congo	ETS BRPHA	Construction, Maintenance & Repairs of Roads	50,993.00
Democratic Republic of the Congo	Ets Creating New Solutions	Construction, School	52,198.74
Democratic Republic of the Congo	Ets KITOLE	Construction, Maintenance & Repairs of Roads	106,317.40
Democratic Republic of the Congo	Ets KITOLE	Construction, School	68,249.90
Democratic Republic of the Congo	Ets. JNG -Restaurant Hacienda	Cafeteria services	234,675.00
Democratic Republic of the Congo	ETS. MTS &CONSTRUCTION	Construction, Maintenance & Repairs of Roads	60,448.00
Democratic Republic of the Congo	ETS. MTS &CONSTRUCTION	Construction, Maintenance & Repairs of Roads	35,449.10
Democratic Republic of the Congo	Extra Construction	Construction, prison	69,403.50
Democratic Republic of the Congo	FEDERATION DES ASSOCIATIONS PAYSANNES	Construction, Maintenance & Repairs of Roads	36,552.97
Democratic Republic of the Congo	GAEC SPRL	Construction	49,586.00
Democratic Republic of the Congo	GAEC SPRL	Construction, Maintenance & Repairs of Roads	42,331.55
Democratic Republic of the Congo	GEPA TECH	Construction, Maintenance & Repairs of Roads	31,635.90
Democratic Republic of the Congo	GILEMBE AIR SOUTENANCE/GISAIR	Domestic air cargo transpor	31,635.60
Democratic Republic of the Congo	GILU TECHNOLOGIES	Construction, School	76,754.42
Democratic Republic of the Congo	GILU TECHNOLOGIES	Construction, School	67,166.80
Democratic Republic of the Congo	Global Broadband Solution Congo	Internet services	44,437.50
Democratic Republic of the Congo	GRANDS HOTELS DU CONGO	Commercial facility rental	96,663.00
Democratic Republic of the Congo	GRATRAD	Construction, School	65,281.45
Democratic Republic of the Congo	GROUBAN	Construction, Maintenance & Repairs of Roads	38,231.32
Democratic Republic of the Congo	GROUBAN	Construction, Maintenance & Repairs of Roads	37,226.35
Democratic Republic of the Congo	GROUFIKI	Construction, Maintenance & Repairs of Roads	39,394.00
Democratic Republic of the Congo	GROUFIKI	Construction, Maintenance & Repairs of Roads	30,040.00
Democratic Republic of the Congo	GROUPE D'ETUDES ET D'INTERVENTIONS	Environmental information	58,005.00
Democratic Republic of the Congo	GROUPE JOMED	Construction, Maintenance & Repairs of Roads	134,027.00
Democratic Republic of the Congo	GROUPE LA COLOMBE	Construction, Maintenance & Repairs of Roads	30,898.00
Democratic Republic of the Congo	GROUPE LA COLOMBE	Construction, Maintenance & Repairs of Roads	30,353.00
Democratic Republic of the Congo	GROUPE SEQUOIA SPRL	Construction, Maintenance & Repairs of Roads	35,191.61
Democratic Republic of the Congo	GROUPE SOUVENIR CONSTRUCT Sprl	Construction, Maintenance & Repairs of Roads	32,806.23
Democratic Republic of the Congo	GROUPEMENT GETRAPU JEPAM SPRL	Construction, Maintenance & Repairs of Roads	43,629.32
Democratic Republic of the Congo	GROUPEMENT GETRAPU JEPAM SPRL	Construction, School	132,749.45
Democratic Republic of the Congo	HANDICAP INTERNATIONAL BELGIQUE	Disaster prepare and relief	30,000.00
Democratic Republic of the Congo	HDA	Construction, prison	37,919.00
Democratic Republic of the Congo	HOUSE CONSTRUCTION SPRL	Construction, School	41,743.32
Democratic Republic of the Congo	HOUSE CONSTRUCTION SPRL	Construction, School	35,979.37
Democratic Republic of the Congo	ISCO-SC	Agriculture & forest traini	168,893.34
Democratic Republic of the Congo	Katembu Ngesera	Rental, building/office	33,300.00
Democratic Republic of the Congo	LA PAIX	Construction, prison	132,720.25
Democratic Republic of the Congo	LA PAIX	Construction, prison	104,849.91
Democratic Republic of the Congo	LABORATOIRE NATIONAL DES TRAVAUX PUBLICS	Construction, Maintenance & Repairs of Roads	561,555.00
Democratic Republic of the Congo	LABYRINTHE DES CONSTRUCTIONS	Construction, Maintenance & Repairs of Roads	56,293.45
Democratic Republic of the Congo	LADECO	Construction, Maintenance & Repairs of Roads	63,987.76
Democratic Republic of the Congo	LINE CONSTRUCTION Sprl	Construction, prison	41,443.00
Democratic Republic of the Congo	LOOK BETON	Apartment building	48,745.40

## Major contracts for services and works by UN organization

AGENCY	Location of Supplier	Name of Contractor	Description of Services	Contract Value USD
<b>UNOPS continued</b>				
	Democratic Republic of the Congo	MAISON GOSHEN	Construction, School	120,129.08
	Democratic Republic of the Congo	MAISON GOSHEN	Construction, School	54,470.99
	Democratic Republic of the Congo	MPENSO CONSTRUCTION	Construction, School	95,698.58
	Democratic Republic of the Congo	NEW A-Z BUILDING	Construction, Public Building	30,343.91
	Democratic Republic of the Congo	New Sight 3D	Construction, Maintenance & Repairs of Roads	326,453.00
	Democratic Republic of the Congo	New Sight 3D	Construction, Maintenance & Repairs of Roads	142,148.00
	Democratic Republic of the Congo	New Sight 3D	Construction, Maintenance & Repairs of Roads	45,432.00
	Democratic Republic of the Congo	OFFICE DES ROUTES - BUKAVU	Construction, Maintenance & Repairs of Roads	70,796.00
	Democratic Republic of the Congo	OKAPI Environnement Conseil Sprl	Environmental information	35,179.00
	Democratic Republic of the Congo	ONGD MAISHA	Construction, Public Building	47,649.32
	Democratic Republic of the Congo	PEDI asbl	Environmental information	30,050.00
	Democratic Republic of the Congo	PNMLS CP/SUD KIVU	Viral diseases prevention	56,400.00
	Democratic Republic of the Congo	PROCOM	Construction	87,438.00
	Democratic Republic of the Congo	PROCOP	Construction, Maintenance & Repairs of Roads	33,150.75
	Democratic Republic of the Congo	PRODECOR	Construction, School	60,046.88
	Democratic Republic of the Congo	RCONSTRUCT Sprl	Construction, School	124,210.93
	Democratic Republic of the Congo	Sedetrav	Construction	111,340.00
	Democratic Republic of the Congo	Sedetrav	Construction, prison	162,072.00
	Democratic Republic of the Congo	SERIC	Construction, Maintenance & Repairs of Roads	37,131.30
	Democratic Republic of the Congo	SERVICE NATIONAL D'HYDROLIQUE RURALE	Construction	49,014.00
	Democratic Republic of the Congo	SESOMO	Environmental information	33,489.00
	Democratic Republic of the Congo	SOCODET	Construction, Maintenance & Repairs of Roads	33,654.00
	Democratic Republic of the Congo	SOGITRAP	Construction, Maintenance & Repairs of Roads	37,074.42
	Democratic Republic of the Congo	SOLEIL PLACE RESTAURANT	Cafeteria services	214,245.00
	Democratic Republic of the Congo	STANBIC BANK CONGO	Bank Charges	85,252.84
	Democratic Republic of the Congo	Star Construction	Construction, School	105,703.52
	Democratic Republic of the Congo	TTRCB CONGO SPRL	Construction, School	58,439.16
	Democratic Republic of the Congo	TTRCB CONGO SPRL	Construction, School	41,714.15
	Democratic Republic of the Congo	UFEDE	Hospital Construction	41,530.00
	Democratic Republic of the Congo	VIFRAN SPRL	Construction	50,360.30
	Democratic Republic of the Congo	VIFRAN SPRL	Construction, Public Building	114,304.34
	Democratic Republic of the Congo	VODACOM	Mobile communications servi	34,490.20
	Democratic Republic of the Congo	VODACOM	Mobile communications servi	30,000.00
	Denmark	ADINA DENMARK APS	Meeting facilities	57,783.97
	Denmark	ADINA DENMARK APS	Meeting facilities	57,229.34
	Denmark	ADINA DENMARK APS	Meeting facilities	51,031.30
	Denmark	ADINA DENMARK APS	Non-sci. vocational trainin	49,308.57
	Denmark	ADINA DENMARK APS	Travel rel. serv.	47,739.81
	Denmark	COMWELL KLARSKOVGAARD A-S	Conference organizing servi	70,065.81
	Denmark	DAMCO Denmark	Land Transport	424,700.00
	Denmark	DAMCO Denmark	Marine cargo transport	30,400.00
	Denmark	DAN OFFICE APS	IT Installation	48,528.16
	Denmark	DANISH DEMINING GROUP	Disaster prepare and relief	2,131,724.00
	Denmark	DANISH DEMINING GROUP	Disaster prepare and relief	1,121,546.28
	Denmark	DANISH DEMINING GROUP	Disaster prepare and relief	37,749.00
	Denmark	DANISH DEMINING GROUP	Mine Action & rehabilitati.	370,795.00
	Denmark	Danish Refugee Council	Training	49,859.00
	Denmark	DELOITTE	Audit services	34,722.22
	Denmark	DHI WATER AND ENVIRONMENT	Educational guidance servic	32,250.00
	Denmark	DHL GLOBAL FORWARDING/DHL DANZAS AIR	Air cargo transport	55,250.00
	Denmark	DUSTIN A/S	Software maintenance & supp	159,585.36
	Denmark	Euro Health Group A/S	Project Evaluation Services	249,768.00
	Denmark	KJAER & KJAER A/S	Construction, civil engineering	53,930.94
	Denmark	KPMG - Denmark	Audit services	49,476.00
	Denmark	KPMG - Denmark	Audit services	38,512.00
	Denmark	KUEHNE & NAGEL A/S	Air cargo transport	68,680.00
	Denmark	KUEHNE & NAGEL A/S	Air cargo transport	40,500.00
	Denmark	KUEHNE & NAGEL A/S	Freight forwarders services	78,580.00
	Denmark	KUEHNE & NAGEL A/S	Marine cargo transport	310,955.89
	Denmark	KUEHNE & NAGEL A/S	Marine cargo transport	220,990.00
	Denmark	KUEHNE & NAGEL A/S	Marine cargo transport	191,135.00
	Denmark	KUEHNE & NAGEL A/S	Marine cargo transport	133,052.77
	Denmark	KUEHNE & NAGEL A/S	Marine cargo transport	127,920.00
	Denmark	KUEHNE & NAGEL A/S	Marine cargo transport	91,831.00
	Denmark	KUEHNE & NAGEL A/S	Marine cargo transport	82,400.00
	Denmark	KUEHNE & NAGEL A/S	Marine cargo transport	73,650.33
	Denmark	KUEHNE & NAGEL A/S	Marine cargo transport	59,360.01
	Denmark	KUEHNE & NAGEL A/S	Marine cargo transport	59,232.00
	Denmark	KUEHNE & NAGEL A/S	Marine cargo transport	55,600.00
	Denmark	KUEHNE & NAGEL A/S	Marine cargo transport	46,217.61
	Denmark	KUEHNE & NAGEL A/S	Marine cargo transport	40,730.00
	Denmark	KUEHNE & NAGEL A/S	Marine cargo transport	39,215.00
	Denmark	KUEHNE & NAGEL A/S	Marine cargo transport	35,443.98
	Denmark	KUEHNE & NAGEL A/S	Marine cargo transport	33,360.00
	Denmark	KUEHNE & NAGEL A/S	Marine cargo transport	32,721.56
	Denmark	KUEHNE & NAGEL A/S	Marine cargo transport	32,629.87
	Denmark	KUEHNE & NAGEL A/S	Marine cargo transport	31,677.51
	Denmark	KUEHNE & NAGEL A/S	Marine cargo transport	31,334.60
	Denmark	KUEHNE & NAGEL A/S	Shipment (Relocation)	530,000.00
	Denmark	KUEHNE & NAGEL A/S	Shipment (Relocation)	213,400.00
	Denmark	KUEHNE & NAGEL A/S	Transportation storage	156,130.00
	Denmark	Net Travel Service A/S	Air Tickets - International	104,954.01
	Denmark	Net Travel Service A/S	Air Tickets - International	82,741.50
	Denmark	Net Travel Service A/S	Air Tickets - International	52,673.69
	Denmark	Net Travel Service A/S	Air Tickets - International	50,500.00
	Denmark	Net Travel Service A/S	Air Tickets - International	48,421.76
	Denmark	Net Travel Service A/S	Air Tickets - International	47,642.01
	Denmark	NIRAS A/S	Management support services	62,300.00
	Denmark	SCAN GLOBAL LOGISTICS A/S	Air cargo transport	95,000.00
	Denmark	SCAN GLOBAL LOGISTICS A/S	Air cargo transport	39,375.00
	Denmark	SCAN GLOBAL LOGISTICS A/S	Marine cargo transport	330,635.00
	Denmark	SCAN GLOBAL LOGISTICS A/S	Marine cargo transport	101,299.90
	Denmark	SCAN GLOBAL LOGISTICS A/S	Marine cargo transport	97,400.00
	Denmark	SCAN GLOBAL LOGISTICS A/S	Marine cargo transport	52,000.00
	Denmark	SCAN GLOBAL LOGISTICS A/S	Marine cargo transport	47,246.30
	Denmark	SCAN GLOBAL LOGISTICS A/S	Marine cargo transport	36,038.96
	Denmark	UNDP Common Services	Building Maintenance & Repa	415,784.00
	Denmark	UNDP Common Services	Property management	50,349.00
	Denmark	UNEP Risoe Centre	Environmental advisory	159,500.00
	Denmark	VEJLE REJSER	Air Tickets - International	34,188.37
	Denmark	VEJLE REJSER	Air Tickets - International	32,458.09
	Djibouti	TELESOM COMPANY-ZAAD Services	Feasibility studies	42,158.00
	Dominica	Archbold Tropical Research & Educ Center	Property management	41,000.00
	Egypt	Alabta For Trading and Contracting	Construction	163,881.96
	Egypt	ARAB OFFICE FOR YOUTH AND ENVIRONMENT	Property management	106,810.00
	Egypt	Co-pACT Infrastructures Co.Ltd	Construction	420,250.00
	Egypt	Co-pACT Infrastructures Co.Ltd	Construction, civil engineering	275,000.00
	Egypt	Neem For Investment & Oil Fields Service	Construction, Maintenance & Repairs of Roads	544,924.00
	Egypt	THAR JATH ENGINEERING Services & Transpo	Construction, Maintenance & Repairs of Roads	702,550.00
	Egypt	THAR JATH ENGINEERING Services & Transpo	Construction, Maintenance & Repairs of Roads	289,383.00
	Egypt	THAR JATH ENGINEERING Services & Transpo	Equipment rental	148,800.00
	Egypt	THAR JATH ENGINEERING Services & Transpo	Equipment rental	82,600.00
	Egypt	THAR JATH ENGINEERING Services & Transpo	Land Transport	236,000.00

## Major contracts for services and works by UN organization

AGENCY	Location of Supplier	Name of Contractor	Description of Services	Contract Value USD
<b>UNOPS continued</b>				
Egypt		Thomas Cook Egypt	Air Tickets - International	92,071.35
Egypt		Thomas Cook Egypt	Air Tickets - International	82,965.00
Egypt		Thomas Cook Egypt	Air Tickets - International	57,035.00
Egypt		Thomas Cook Egypt	Hospitality-Special Events	75,100.20
Egypt		Thomas Cook Egypt	Learning - Ticket/Travel	61,325.00
Egypt		Trade Hook LTD	Construction	506,815.00
Egypt		Trade Hook LTD	Construction	247,013.80
Egypt		Trade Hook LTD	Construction	120,062.25
Egypt		Trade Hook LTD	Construction	43,080.00
Egypt		Trade Hook LTD	Construction, civil engineering	143,605.00
Egypt		Trade Hook LTD	Dam construction	1,100,818.00
Egypt		Trade Hook LTD	Dam construction	241,047.87
El Salvador		INGENIERIA Y TECNOLOGIA S.A. DE C.V.	Construction, civil engineering	165,274.70
El Salvador		INGENIERIA Y TECNOLOGIA S.A. DE C.V.	Construction, civil engineering	94,866.66
El Salvador		Secretaria General SICA/OSPESCA	Environmental advisory	249,699.51
Ethiopia		ADIKI TOUR & TRAVEL PVT. LTD. CO.	Vehicle rental	48,006.64
Ethiopia		ALPHA TOUR AND TRAVEL AGENCY	Vehicle rental	51,762.94
Ethiopia		ALPHA TOUR AND TRAVEL AGENCY	Vehicle rental	51,534.28
Ethiopia		ALPHA TOUR AND TRAVEL AGENCY	Vehicle rental	43,476.27
Ethiopia		ALPHA TOUR AND TRAVEL AGENCY	Vehicle rental	41,298.01
Ethiopia		ALPHA TOUR AND TRAVEL AGENCY	Vehicle rental	32,677.76
Ethiopia		Black Stars Investments Group Co. Ltd	Construction, Public Building	483,912.21
Ethiopia		Black Stars Investments Group Co. Ltd	Construction, Public Building	313,006.52
Ethiopia		DKD International Company Limited	Construction, Public Building	356,852.74
Ethiopia		DKD International Company Limited	Construction, Public Building	122,000.00
Ethiopia		ETHIO DER Pvt.Ltd.Co	Vehicle rental	34,446.31
Ethiopia		Federal Ministry of Health, Ethiopia	Management support services	120,000.00
Ethiopia		Jambo Construction & Trading Ltd	Construction, Public Building	389,814.80
Ethiopia		Jambo Construction & Trading Ltd	Construction, Public Building	290,582.00
Ethiopia		NEW VISION ENGINEERING COMPANY LTD	Construction, Public Building	355,461.10
Ethiopia		NEW VISION ENGINEERING COMPANY LTD	Construction, Public Building	277,723.10
Ethiopia		NYG CONSTRUCTION LIMITED	Construction, Maintenance & Repairs of Roads	145,000.00
Ethiopia		NYG CONSTRUCTION LIMITED	Construction, Public Building	739,882.95
Ethiopia		NYG CONSTRUCTION LIMITED	Construction, Public Building	447,684.08
Ethiopia		Orchid Business Group Plc	Construction	1,528,763.27
France		AUREDI	Communication Service	500,095.08
France		BRL Ingenierie	Environmental advisory	93,001.32
France		CONSEIL SANTE S.A.	Healthcare centers	427,280.00
France		CONSEIL SANTE S.A.	Healthcare centers	213,640.00
France		Franck Caussin	International ICA	84,000.00
France		HANDICAP INTERNATIONAL	Disaster prepare and relief	53,829.00
France		HANDICAP INTERNATIONAL	Disaster prepare and relief	51,302.00
France		HANDICAP INTERNATIONAL	Disaster prepare and relief	51,302.00
France		HANDICAP INTERNATIONAL	Disaster prepare and relief	46,638.00
France		HANDICAP INTERNATIONAL	Mine Action & rehabilitati.	591,137.00
France		HANDICAP INTERNATIONAL	Mine Action & rehabilitati.	35,156.00
France		Messaggio Studios	Communication Service	32,459.41
France		UNESCO	Environmental advisory	150,000.00
France		UNESCO	Project Evaluation Services	90,000.00
France		UNESCO	Water quality assessment	175,000.00
Germany		TVAFFAIRS	Consultants, Individual Service Contract	48,711.26
Ghana		BARCLAYS BANK GHANA LIMITED	Local ICA - Specialist	33,735.34
Ghana		BARCLAYS BANK GHANA LIMITED	Local ICA - Specialist	33,648.46
Ghana		BARCLAYS BANK GHANA LIMITED	Local ICA - Specialist	33,648.46
Ghana		BARCLAYS BANK GHANA LIMITED	Local ICA - Specialist	32,430.56
Ghana		BARCLAYS BANK GHANA LIMITED	Local ICA - Specialist	31,866.26
Ghana		BARCLAYS BANK GHANA LIMITED	Local ICA - Specialist	31,384.88
Ghana		BARCLAYS BANK GHANA LIMITED	Local ICA - Specialist	30,899.47
Ghana		BARCLAYS BANK GHANA LIMITED	Local ICA - Specialist	30,593.91
Ghana		Emmanuel OBUOBIE	International ICA	30,000.00
Ghana		IS INTERNET SOLUTIONS GHANA LIMITED	Dedicated telecommunication	65,907.00
Ghana		WRC-GEF VOLTA - USD FGN	Educational Consulting	75,000.00
Greece		MIO-ECSDE host for GWP MED	Environmental advisory	40,500.00
Guatemala		ARQUITECTOS ASESORES, S.A.	Hospital Construction	147,589.82
Guatemala		CONSTRUCCIONES Y CONSULTORIA, S.A.	Hospital Construction	9,638,316.33
Guatemala		CONSTRUCCIONES Y CONSULTORIA, S.A.	Hospital Construction	2,496,336.03
Guatemala		CONSTRUCCIONES Y CONSULTORIA, S.A.	Hospital Construction	1,315,098.94
Guatemala		CONSTRUCCIONES Y CONSULTORIA, S.A.	Hospital Construction	962,633.20
Guatemala		CONSTRUCCIONES Y CONSULTORIA, S.A.	Hospital Construction	662,741.92
Guatemala		CONSTRUCCIONES Y CONSULTORIA, S.A.	Hospital Construction	462,448.89
Guatemala		CONSTRUCCIONES Y CONSULTORIA, S.A.	Hospital Construction	348,809.88
Guatemala		CONSTRUCCIONES Y CONSULTORIA, S.A.	Hospital Construction	271,670.66
Guatemala		CONSTRUCCIONES Y CONSULTORIA, S.A.	Hospital Construction	172,792.57
Guatemala		CONSTRUCCIONES Y CONSULTORIA, S.A.	Hospital Construction	121,318.41
Guatemala		CONSTRUCCIONES Y CONSULTORIA, S.A.	Hospital Construction	117,825.88
Guatemala		CONSTRUCCIONES Y CONSULTORIA, S.A.	Hospital Construction	83,143.70
Guatemala		CONSTRUCCIONES Y CONSULTORIA, S.A.	Hospital Construction	61,107.65
Guatemala		CONSTRUCCIONES Y CONSULTORIA, S.A.	Hospital Construction	39,239.41
Guatemala		CONSULTORIA Y CONSTRUCTORA DEL KYRIOS	Construction	48,216.30
Guatemala		CORPORATIVA DE SERVICIOS	Construction	49,875.01
Guatemala		CORPORATIVA DE SERVICIOS	Construction	44,608.87
Guatemala		ELEVADORES OTIS, S.A. DE C.V.	Construction	165,639.20
Guatemala		ELEVADORES OTIS, S.A. DE C.V.	Construction	124,229.40
Guatemala		ELEVADORES OTIS, S.A. DE C.V.	Construction	82,819.60
Guatemala		ELEVADORES OTIS, S.A. DE C.V.	Construction	41,409.80
Guatemala		HIDROPOZOS, S.A.	Construction	71,346.96
Guatemala		HIDROPOZOS, S.A.	Hospital Construction	280,746.63
Guatemala		LEONEL AVILES & ASOCIADOS S.A. DE C.V.	Construction, civil engineering	608,160.00
Guatemala		LEONEL AVILES & ASOCIADOS S.A. DE C.V.	Construction, civil engineering	79,515.49
Guatemala		LEONEL AVILES & ASOCIADOS S.A. DE C.V.	Construction, civil engineering	76,020.00
Guatemala		LEONEL AVILES & ASOCIADOS S.A. DE C.V.	Construction, civil engineering	76,020.00
Guatemala		LEONEL AVILES & ASOCIADOS S.A. DE C.V.	Construction, civil engineering	76,020.00
Guatemala		LEONEL AVILES & ASOCIADOS S.A. DE C.V.	Construction, civil engineering	76,020.00
Guatemala		LEONEL AVILES & ASOCIADOS S.A. DE C.V.	Construction, civil engineering	76,020.00
Guatemala		NEGOCIOS ESFERA, S.A.	Construction	49,941.35
Guatemala		OTTO EDGAR SARG GARCIA	Hospital Construction	1,642,031.90
Haiti		Alternative Insurance Company	Property Insurance	59,934.18
Haiti		BELSA DEVELOPMENT S.A.	Construction	85,381.00
Haiti		BELSA DEVELOPMENT S.A.	Land drainage services	152,394.00
Haiti		Betesda Transport Professionel	Vehicle rental	92,366.95
Haiti		Betesda Transport Professionel	Vehicle rental	71,011.42
Haiti		Betesda Transport Professionel	Vehicle rental	55,420.17
Haiti		Betesda Transport Professionel	Vehicle rental	49,941.75
Haiti		BETRACO	Construction	38,460.76
Haiti		Buraco S.A.	Construction, civil engineering	50,489.14
Haiti		BUTERCO	Construction	139,712.14
Haiti		Cellule Du Savoir	Construction	136,842.86
Haiti		Construction Horizon	Hospital Construction	67,818.96
Haiti		CTS CONSTRUCTION	Construction	43,980.28
Haiti		ELMECEN S.A.	Hospital Construction	38,578.71
Haiti		Food and Agriculture Organization	Feasibility studies	100,000.00
Haiti		Food and Agriculture Organization	Project Evaluation Services	100,000.00
Haiti		Food and Agriculture Organization	Technical writing	30,362.00

## Major contracts for services and works by UN organization

AGENCY			Contract Value
Location of Supplier	Name of Contractor	Description of Services	USD
<b>UNOPS continued</b>			
Haiti	G et L Construction	Water quality management	189,380.84
Haiti	GALENCO Engineering & Construction	Construction	59,708.73
Haiti	GOL Sanitation	Toxic substances monitoring	48,872.66
Haiti	IMCO (Ingenierie Moderne et Construction	Water quality management	158,765.42
Haiti	INGCOSA	CONSTRUCTION	66,402.42
Haiti	INGCOSA	Hospital Construction	265,609.68
Haiti	JEAN ROBERT WAWA / ATMORE INTERNATIONAL	Rental, building/office	84,000.00
Haiti	la Sirene de l'Eau	Vehicle rental	99,000.00
Haiti	la Sirene de l'Eau	Vehicle rental	74,250.00
Haiti	Les Chantiers Modernes d'Haiti	Construction, civil engineering	48,969.63
Haiti	Les Chantiers Modernes d'Haiti	Construction, civil engineering	30,465.24
Haiti	LOPAS S.A	CONSTRUCTION	31,333.43
Haiti	LOPAS S.A	Construction, Public Building	42,519.72
Haiti	PADI	Environmental advisory	33,500.00
Haiti	PISACO	Construction, Road Highway	65,969.59
Haiti	Professional Security Services S.A	Security Guard services	52,650.00
Haiti	Professional Security Services S.A	Security Guard services	52,650.00
Haiti	Rentco	Equipment rental	123,855.30
Haiti	RIMEX S A	Equipment rental	61,000.00
Haiti	SAGESS	Construction	138,640.78
Haiti	SAGESS	Construction, civil engineering	30,037.79
Haiti	SERVICE DEAU POTABLE	Water quality assessment	50,000.00
Haiti	Sica	Land drainage services	46,000.00
Haiti	SOCOPROSA	Vehicle rental	54,750.00
Haiti	SOCOPROSA	Vehicle rental	36,750.00
Haiti	SOCOPROSA	Vehicle rental	31,500.00
Haiti	UNDP-HAITI	Rental, building/office	70,040.00
Haiti	UNIGESTION HOLDINGS S.A.	Telecommunication Services	75,494.74
Haiti	UNIGESTION HOLDINGS S.A.	Telecommunication Services	33,338.62
Haiti	UNITRANSFER	Consultants, Individual Service Contract	194,748.36
Haiti	UNITRANSFER	Consultants, Individual Service Contract	141,681.23
Haiti	UNITRANSFER	Consultants, Individual Service Contract	117,603.19
Haiti	UNITRANSFER	Consultants, Individual Service Contract	65,604.27
Haiti	UNITRANSFER	Consultants, Individual Service Contract	62,170.06
Haiti	UNITRANSFER	Consultants, Individual Service Contract	60,533.02
Haiti	UNITRANSFER	Consultants, Individual Service Contract	45,479.86
Honduras	ASOCIACION CIVIL PROYECTO ALDEA GLOBAL	Construction, Maintenance & Repairs of Roads	51,703.41
Honduras	FUNBANHCAFE	Grains harvesting services	39,860.14
Hungary	European Center for Not-for-Profit Law	Non governmental organizati	175,843.20
Hungary	European Center for Not-for-Profit Law	Non governmental organizati	93,215.69
Hungary	European Center for Not-for-Profit Law	Non governmental organizati	45,988.80
Iceland	ISAFOLDARPRENTSMIDJA	Printing	42,448.00
Iceland	ISAFOLDARPRENTSMIDJA	Printing	42,448.00
India	Deil India Pvt Ltd	VAT (Value Added Tax)	57,846.02
India	Envision Biotech	Hospital Construction	205,943.40
India	Envision Biotech	Hospital Construction	35,471.83
India	Indigatech Building Solutions (I) Pvt Lt	Construction, School	134,828.00
India	KPMG REGD	Accounting services	43,003.00
India	LOCHAN&CO	Audit services	137,472.00
India	LOCHAN&CO	Audit services	104,218.00
India	Marudhar Cultivators Pvt. Ltd.	Commercial facility rental	136,363.63
India	Marudhar Theatres Pvt. Ltd.	Commercial facility rental	136,363.63
India	Marudhar Theatres Pvt. Ltd.	Commercial facility rental	125,000.00
India	NR MANAGEMENT CONSULTANTS INDIA Pvt Ltd	Conference organizing servi	81,149.20
India	NR MANAGEMENT CONSULTANTS INDIA Pvt Ltd	Management support services	72,228.00
India	Prognosis Management & Research Consulta	Health administration servi	53,584.58
India	R.K. SWAMY BBDO PRIVATE LTD	Communication Service	109,982.41
India	R.K. SWAMY BBDO PRIVATE LTD	Communication Service	34,308.98
India	R.K. SWAMY BBDO PRIVATE LTD	Communication Service	32,013.66
India	RFCL Ltd	Equip. maintenance & repair	80,201.84
India	SAARTHAK DEVELOPMENT AND BUSINESS SOLUTI	Communication Service	35,887.10
India	SAMRUDHI ENTERPRISE	Hospital Construction	359,540.32
India	SAMRUDHI ENTERPRISE	Hospital Construction	54,329.77
India	TNS India Pvt Ltd	Health administration servi	37,648.70
Indonesia	PT Satria Guna Utama	Hospital Construction	76,302.59
Indonesia	PUSAT PENELITIAN PENGELOLAAN PERIKANAN D	Fishing technology services	77,829.06
Indonesia	YAYASAN BINA USAHA LINGKUNGAN	Property management	108,730.00
Indonesia	YAYASAN BINA USAHA LINGKUNGAN	Property management	43,686.00
Iraq	AL Shamsh Co. Ltd	Apartment building	1,637,187.30
Ireland	SRI EXECUTIVE SEARCH LTD.	Consultants, Individual Service Contract	45,000.00
Israel	Achim 6 for Construction LTD	Construction	47,099.65
Israel	Alami Haitham	Commercial facility rental	75,000.00
Israel	Gilat Satcom Ltd.	Internet services	42,700.00
Israel	Jerusalem District Electricity Company	Electricity	62,368.87
Israel	ORANGE	Mobile communications services	44,702.71
Italy	AVSI	Training and development	212,153.00
Italy	FAO Trust Fund	Training	415,302.00
Italy	INTL FUND FOR AGRICULTURAL DEVELOPMENT	Consultants, Individual Service Contract	300,286.00
Italy	Istituto Nazionale di Statistica - ISTAT	Communication Service	132,802.12
Italy	Marina GULLO	Life, health and accident	53,985.91
Italy	UN World Food Programme (WFP)	International organizations	169,884.97
Italy	UNITED NATIONS LOGISTICS BASE (UNLB)	Claims and Adjustments	38,360.30
Italy	UNITED NATIONS LOGISTICS BASE (UNLB)	Claims and Adjustments	37,707.80
Italy	UNITED NATIONS LOGISTICS BASE (UNLB)	Claims and Adjustments	31,950.95
Italy	UNITED NATIONS LOGISTICS BASE (UNLB)	Rental, building/office	59,400.00
Jamaica	Environmental Foundation of Jamaica	Property management	33,748.00
Jamaica	UNEP Trust Fund	Disaster prepare and relief	99,842.00
Jamaica	UNEP Trust Fund	Environmental information	67,192.00
Jamaica	UNEP Trust Fund	Learning - training of coun	100,000.00
Jordan	Al Munshed Trade Company	Local ICA - Specialist	33,840.73
Jordan	Al Munshed Trade Company	Local ICA - Specialist	30,413.44
Jordan	Al Munshed Trade Company	Non governmental organizati	116,963.14
Jordan	Al Munshed Trade Company	Sewage treatment services	115,710.00
Jordan	Al Munshed Trade Company	Terminal Expenses	42,432.46
Jordan	Al Sami General Trade Company	Building Maintenance & Repa	44,500.00
Jordan	Al Sami General Trade Company	Equip. maintenance & repair	218,000.00
Jordan	AMANINA ADVERTISING SERVICES	Media placement & fulfillme	249,000.00
Jordan	AMMAN MARRIOTT HOTEL	Conference organizing servi	30,482.60
Jordan	AZRAQ ASSOCIATION FOR OLIVE PRODUCTION &	Local Consultants-Support	30,000.00
Jordan	DAHLAN TOURS & TRAVEL COMPANY	Learning - Contract Service	82,840.00
Jordan	DAHLAN TOURS & TRAVEL COMPANY	Learning - Contract Service	62,300.00
Jordan	DAHLAN TOURS & TRAVEL COMPANY	Learning - Contract Service	62,184.68
Jordan	DAHLAN TOURS & TRAVEL COMPANY	Training and development	186,236.15
Jordan	IBIS Amman Hotel	Travel agency services	237,898.31
Jordan	Judicial Institute of Jordan	Training	247,175.14
Jordan	Kawasmy & Partners Co.	Audit services	65,396.89
Jordan	LANDMARK AMMAN HOTEL	Learning - Contract Service	82,389.83
Jordan	Natl Com for Demining & Rehabilitation	Learning - training of coun	32,256.00
Jordan	Nidal, Ishaq, and Ziad Hijazin	Rental, building/office	162,429.38
Jordan	Plaza Holidays	Conference organizing servi	220,166.08
Jordan	Plaza Holidays	Conference organizing servi	66,384.18
Jordan	Plaza Holidays	Conference organizing servi	35,246.60
Jordan	Plaza Holidays	Hospitality-Special Events	71,968.19



## Major contracts for services and works by UN organization

AGENCY	Location of Supplier	Name of Contractor	Description of Services	Contract Value USD
<b>UNOPS continued</b>				
Jordan		Plaza Holidays	Learning - Contract Service	210,598.87
Jordan		Plaza Holidays	Learning - Contract Service	58,899.72
Jordan		Plaza Holidays	Learning - Ticket/Travel	63,017.61
Jordan		Plaza Holidays	Training	76,031.20
Jordan		Plaza Holidays	Training and development	42,372.88
Kenya		748 AIR SERVICES (K) LIMITED	Transport Arranging Service	32,194.71
Kenya		AFRICAN UNION-IBAR	Water and sewer utilities	55,254.38
Kenya		Amen Investment Group Limited	Construction, Public Building	341,333.60
Kenya		Amen Investment Group Limited	Construction, Public Building	268,376.39
Kenya		AMURT International	Construction, Public Building	432,271.54
Kenya		Baker Tilly Merali's CPA	Accounting services	240,100.02
Kenya		Baker Tilly Merali's CPA	Audit services	560,270.00
Kenya		Civicon Limited	Construction, Maintenance & Repairs of Roads	77,810.00
Kenya		DAHABSHIIL MONEY TRANSFER AGENCY.	Adult education	39,267.36
Kenya		DAHABSHIIL MONEY TRANSFER AGENCY.	Bank Charges	50,557.03
Kenya		DAHABSHIIL MONEY TRANSFER AGENCY.	Bank Charges	50,366.25
Kenya		DAHABSHIIL MONEY TRANSFER AGENCY.	Bank Charges	31,695.16
Kenya		DAHABSHIIL MONEY TRANSFER AGENCY.	Bank Charges	30,449.62
Kenya		DAHABSHIIL MONEY TRANSFER AGENCY.	Building Maintenance & Repa	68,311.59
Kenya		DAHABSHIIL MONEY TRANSFER AGENCY.	Conference organizing servi	39,682.50
Kenya		DAHABSHIIL MONEY TRANSFER AGENCY.	Construction, Maintenance & Repairs of Roads	79,314.08
Kenya		DAHABSHIIL MONEY TRANSFER AGENCY.	Construction, Maintenance & Repairs of Roads	55,813.63
Kenya		DAHABSHIIL MONEY TRANSFER AGENCY.	Construction, Maintenance & Repairs of Roads	32,355.89
Kenya		DAHABSHIIL MONEY TRANSFER AGENCY.	Construction, prison	1,360,928.00
Kenya		DAHABSHIIL MONEY TRANSFER AGENCY.	Construction, prison	1,264,147.00
Kenya		DAHABSHIIL MONEY TRANSFER AGENCY.	Construction, prison	1,194,138.00
Kenya		DAHABSHIIL MONEY TRANSFER AGENCY.	Construction, prison	1,056,351.00
Kenya		DAHABSHIIL MONEY TRANSFER AGENCY.	Construction, prison	848,985.72
Kenya		DAHABSHIIL MONEY TRANSFER AGENCY.	Construction, prison	122,201.75
Kenya		DAHABSHIIL MONEY TRANSFER AGENCY.	Construction, prison	95,000.00
Kenya		DAHABSHIIL MONEY TRANSFER AGENCY.	Construction, Public Building	474,778.08
Kenya		DAHABSHIIL MONEY TRANSFER AGENCY.	Construction, Public Building	31,497.01
Kenya		DAHABSHIIL MONEY TRANSFER AGENCY.	Consultants, Individual Service Contract	32,402.18
Kenya		DAHABSHIIL MONEY TRANSFER AGENCY.	Hospital Construction	1,143,578.18
Kenya		DAHABSHIIL MONEY TRANSFER AGENCY.	International ICA	32,763.50
Kenya		DAHABSHIIL MONEY TRANSFER AGENCY.	Land Transport	33,546.98
Kenya		DAHABSHIIL MONEY TRANSFER AGENCY.	Local ICA - Specialist	39,560.40
Kenya		DAHABSHIIL MONEY TRANSFER AGENCY.	Local ICA - Support	48,097.95
Kenya		DAHABSHIIL MONEY TRANSFER AGENCY.	Local ICA - Support	43,500.77
Kenya		DAHABSHIIL MONEY TRANSFER AGENCY.	Local ICA - Support	42,313.50
Kenya		DAHABSHIIL MONEY TRANSFER AGENCY.	Local ICA - Support	33,791.07
Kenya		DAHABSHIIL MONEY TRANSFER AGENCY.	Social development	327,649.96
Kenya		DAHABSHIIL MONEY TRANSFER AGENCY.	Social development	141,116.67
Kenya		DAHABSHIIL MONEY TRANSFER AGENCY.	Temporary admin. assistance	92,666.77
Kenya		DAHABSHIIL MONEY TRANSFER AGENCY.	Training	32,050.23
Kenya		DAHABSHIIL MONEY TRANSFER AGENCY.	Training and development	43,000.00
Kenya		DAHABSHIIL MONEY TRANSFER AGENCY.	Vehicle rental	34,997.93
Kenya		DAHABSHIIL MONEY TRANSFER AGENCY.	Vehicle rental	32,905.97
Kenya		DAHABSHIIL MONEY TRANSFER AGENCY.	Vehicle rental	30,270.63
Kenya		DELUXE CABS	Vehicle rental	45,569.82
Kenya		DELUXE CABS	Vehicle rental	45,210.71
Kenya		DELUXE CABS	Vehicle rental	44,684.49
Kenya		Fineline Systems and Management Ltd	Training	61,990.00
Kenya		GIGIRI PREPARATORY SCHOOL L.T.D	Commercial facility rental	53,606.24
Kenya		GIGIRI PREPARATORY SCHOOL L.T.D	Commercial facility rental	51,764.71
Kenya		GIGIRI PREPARATORY SCHOOL L.T.D	Commercial facility rental	51,162.79
Kenya		Gogni Rajoppe Construction Co. Ltd	Construction, Road Highway	5,499,757.00
Kenya		Goldrock international Ent Co. (K) Ltd.	Telecommunication Services	458,517.53
Kenya		HYDRO-OPTIONS LIMITED	Learning - Contract Service	41,365.00
Kenya		IIMAN TRADING COMPANY	Equip. maintenance & repair	34,960.00
Kenya		ILRI	Project Evaluation Services	457,660.00
Kenya		ILRI	Project Evaluation Services	409,954.00
Kenya		INTERNATIONAL LEADERSHIP AND MANAGEMENT	Social development	66,260.00
Kenya		INTERNATIONAL LEADERSHIP AND MANAGEMENT	Social development	39,200.00
Kenya		INTERNATIONAL LEADERSHIP AND MANAGEMENT	Social development	34,340.00
Kenya		INTN CENTRE RESEARCH AGROFORESTRY- ICRAF	Forest resources conservati	64,136.00
Kenya		IUCN The World Conservation Union E A RO	Environmental advisory	42,514.00
Kenya		JUBALAND TRADING CO.LTD	Land Transport	34,700.00
Kenya		Kirinyaga Construction (K) Limited	Construction, Road Highway	275,000.00
Kenya		KUEHNE NAGEL LIMITED	Air cargo transport	37,855.54
Kenya		KUEHNE NAGEL LIMITED	Freight forwarders services	33,313.50
Kenya		MARKET SERVICE STATION LTD.	Vehicle rental	94,889.67
Kenya		MBF CONSTRUCTION LIMITED	Construction, Public Building	384,339.17
Kenya		MBF CONSTRUCTION LIMITED	Construction, Public Building	285,385.32
Kenya		MBF CONSTRUCTION LIMITED	Construction, Public Building	258,580.30
Kenya		Orech Engineering Construction & Supply	Construction, Maintenance & Repairs of Roads	200,000.00
Kenya		SERENA HOTELS	Conference organizing servi	50,000.00
Kenya		SERENA HOTELS	Conference organizing servi	35,000.00
Kenya		SERENA HOTELS	Meeting facilities	33,327.99
Kenya		UN HABITAT KENYA	Management support services	211,996.34
Kenya		UN HABITAT KENYA	Management support services	96,950.00
Kenya		UNHAS WFP SOMALIA	Air Tickets - Domestic	34,188.00
Kenya		UNITED NATIONS OFFICE AT NAIROBI (UNON)	Legal Fees	82,434.00
Kenya		UNOPS KENYA OPERATIONS CENTRE	Commercial facility rental	114,792.02
Kenya		UNOPS KENYA OPERATIONS CENTRE	Rental, building/office	92,674.92
Kenya		World Health Organization	Facilities management	100,000.00
Kenya		World Health Organization	Rental, building/office	39,200.00
Kenya		WWF Eastern Africa Regional Program. Off	Environmental advisory	525,000.00
Kenya		WWF Eastern Africa Regional Program. Off	Environmental advisory	350,000.00
Kosovo		AL- TRADE	Construction, prison	5,976,095.62
Kosovo		AL- TRADE	Construction, prison	606,503.09
Kosovo		Ideal Projekt	Construction, civil engineering	40,292.15
Kosovo		N.T.SH. RIKON	Printing	44,957.46
Kosovo		Rexhep Hajdari	Rental, building/office	69,268.73
Kuwait		Advanced International Electronic Equipm	Telecommunication Services	122,656.00
Kuwait		United Nations Assistance Mission f Iraq	Terminal Expenses	32,696.00
Kuwait		United Nations Assistance Mission f Iraq	Travel rel. serv.	1,898,616.30
Kuwait		United Nations Assistance Mission f Iraq	Travel rel. serv.	45,560.00
Kuwait		United Nations Assistance Mission f Iraq	Travel rel. serv.	44,896.00
Kuwait		United Nations Assistance Mission f Iraq	Travel rel. serv.	35,528.00
Lebanon		Barakat Travel	Air Tickets - International	41,820.00
Lebanon		International Management for Services	Conference organizing servi	49,031.10
Lebanon		INTRA INVESTMENT CO.	Commercial facility rental	84,880.00
Lebanon		Khathib & Alami Offshore	Telecommunication Services	248,929.00
Lebanon		KURBAN TRAVEL SERVICES	Air Tickets - International	72,818.00
Lebanon		KURBAN TRAVEL SERVICES	Air Tickets - International	43,327.00
Lebanon		KURBAN TRAVEL SERVICES	Air Tickets - International	43,238.00
Lebanon		KURBAN TRAVEL SERVICES	Conference organizing servi	90,000.00
Lebanon		KURBAN TRAVEL SERVICES	Conference organizing servi	90,000.00
Lebanon		KURBAN TRAVEL SERVICES	Conference organizing servi	75,512.25
Lebanon		KURBAN TRAVEL SERVICES	Conference organizing servi	73,882.00
Lebanon		KURBAN TRAVEL SERVICES	Conference organizing servi	49,478.57
Lebanon		KURBAN TRAVEL SERVICES	Conference organizing servi	43,520.00



## Major contracts for services and works by UN organization

AGENCY	Location of Supplier	Name of Contractor	Description of Services	Contract Value USD
<b>UNOPS continued</b>				
	Lebanon	KURBAN TRAVEL SERVICES	Conference organizing servi	38,515.00
	Lebanon	Moubadarat Al-Islah Al-Arabi	Development assistance	52,500.00
	Lebanon	Vent Nouveau s.a.l.	Air Tickets - International	113,385.00
	Lebanon	Vent Nouveau s.a.l.	Air Tickets - International	38,855.00
	Lesotho	Serumula Development Association	Training	41,337.00
	Liberia	ADI CONTRACTORS	CONSTRUCTION	186,433.49
	Liberia	BAR ENGINEERING & CONSTRUCTION COMPANY	Construction	49,559.71
	Liberia	CTG Engineering & Construction Company	Construction, Public Building	240,933.30
	Liberia	Industrial and Commodity Trading Company	Installation	49,600.00
	Liberia	Jay Engineering & Construction Co.	Construction	276,044.62
	Liberia	Jay Engineering & Construction Co.	Construction	160,778.89
	Liberia	Jay Engineering & Construction Co.	Construction	76,885.05
	Liberia	Liberia Engineering & Const. Services	Building Maintenance & Repa	76,414.45
	Liberia	Liberia Equipment Ltd	Equip. maintenance & repair	180,000.00
	Liberia	Nafa Construction Company	Construction, Public Building	163,060.78
	Liberia	Nafa Construction Company	Utility building constructi	72,505.10
	Liberia	Powerline Inc.	Electricity	49,868.00
	Liberia	Total Liberia INC	Equip. maintenance & repair	47,850.00
	Liberia	Union Cargo Handling & Transportation	Port Operation	49,000.00
	Liberia	UNIVERSAL CONSTRUCTION CONTRACTORS	Construction	123,764.04
	Liberia	World Food Programme	Storage	36,700.00
	Libya	PALM CITY LIMITED	Disaster prepare and relief	120,750.99
	Libya	PALM CITY LIMITED	Rental, building/office	129,497.51
	Libya	PALM CITY LIMITED	Rental, building/office	101,148.96
	Libya	PALM CITY LIMITED	Rental, building/office	58,270.77
	Libya	PALM CITY LIMITED	Rental, building/office	46,723.46
	Luxembourg	euroscript Luxembourg S.a.r.l	Written translation services	36,345.36
	Madagascar	FTHM CONSEILS	Accounting services	42,273.77
	Madagascar	FTHM CONSEILS	Business facilities oversig	38,737.20
	Madagascar	Land RESSOURCES SARL	Construction, Maintenance & Repairs of Roads	148,965.00
	Malawi	Crossroads Hotel	Meeting facilities	48,370.00
	Malawi	PLAN INTERNATIONAL MALAWI	Management support services	80,370.00
	Malawi	PRICEWATERHOUSECOOPER MALAWI	Accounting services	67,000.00
	Malaysia	STATE GOVERNMENT OF SABAH	Water quality management	85,750.00
	Mali	PROJET ANCR-GEM	Educational exchanges	46,000.00
	Mali	SOFTNET MALI	Dedicated telecommunication	69,879.88
	Micronesia (Federated States of)	MICRONESIA CONSERVATION TRUST	Property management	31,653.49
	Morocco	G4S MAROC	Security systems services	31,672.18
	Morocco	LABORATOIRES EXPERTS EN GEOTECHNIQUES	Project Evaluation Services	33,352.81
	Morocco	MOHAMED ADDOULA	Construction, civil engineering	32,832.51
	Morocco	SOCIETE ROSE HOTEL	Conference organizing servi	34,574.90
	Myanmar	British Council Burma	Learning costs	30,000.00
	Myanmar	Golden Hawks International Ltd.	Commercial facility rental	49,411.77
	Myanmar	Happy Pest Control & Pesticide	Water and sewer utilities	640,000.00
	Myanmar	Myanmar Development Research	Economic analysis	159,554.20
	Myanmar	Nwe Zin Wint	Travel rel. serv.	360,000.00
	Myanmar	SYSTEM ENGINEERING Co., Ltd.	Construction, civil engineering	86,763.51
	Myanmar	THE WORLDWIDE MOVING SERVICES CO., LTD	Freight forwarders services	93,587.15
	Myanmar	Thynn Lei Swe	Quality control	42,500.00
	Namibia	Jaylo Productions Namibia	Equipment rental	65,606.36
	Namibia	Southern African Institute for Env. Ass	Risk or hazard assessment	47,085.37
	Nepal	CSC AND CO	Accounting services	54,700.00
	Nepal	PAPPU-HULAS J/V	Construction, civil engineering	477,989.77
	Netherlands	Dutch Health	Driving and flying and sail	155,472.64
	Netherlands	METAMETA COMMUNICATIONS	Learning - Contract Service	37,200.00
	Nicaragua	COOPMULSE R.L	Grains harvesting services	47,324.78
	Nicaragua	JUAN JOSE PEREZ BRENES	Local ICA - Specialist	32,748.34
	Nicaragua	JUAN JOSE PEREZ BRENES	Utility building constructi	78,715.60
	Nicaragua	JUAN JOSE PEREZ BRENES	Utility building constructi	55,119.08
	Nicaragua	JUAN JOSE PEREZ BRENES	Utility building constructi	31,147.89
	Niger	Sahel NTIC	Dedicated telecommunication	45,575.43
	Nigeria	Elizade Nig. Ltd	Commercial facility rental	50,000.00
	Nigeria	Elizade Nig. Ltd	Commercial facility rental	50,000.00
	Nigeria	Josa Construction Company Limited	Installation	34,065.56
	Nigeria	MA-FORMS GROUP	Utility building constructi	31,483.14
	Nigeria	Masanete Projects Limited	Electricity	45,743.33
	Nigeria	ONEORITSEBAWO NIGERIA LIMITED	Utility building constructi	34,329.20
	Norway	Nordenfeldske Development Services AS	Management development	45,610.56
	Pakistan	BASIC DEVELOPMENT NEEDS PROGRAMME	Training and development	30,694.17
	Pakistan	Care Enterprises	Construction	127,385.71
	Pakistan	GABZ Associates	Construction	212,767.51
	Pakistan	Goth Sudhar Sangat Sindh	Construction, civil engineering	192,975.91
	Pakistan	Haji Wahid Bux & Sons	Construction	67,242.30
	Pakistan	Human Resource Development Society	Disaster prepare and relief	154,145.05
	Pakistan	Insaf Network Pakistan (INP)	Non governmental organizati	396,835.34
	Pakistan	Insaf Network Pakistan (INP)	Non governmental organizati	167,786.16
	Pakistan	JORDAN	Construction, civil engineering	131,668.91
	Pakistan	Khair Muhammad	Construction	60,931.38
	Pakistan	Muslim Aid Trust	Construction, civil engineering	119,739.08
	Pakistan	Muslim Aid Trust	Disaster prepare and relief	141,654.00
	Pakistan	Mustehkam Construction	Construction, Public Building	265,961.80
	Pakistan	One Window Counter on Domestic Violence	Training and development	31,354.98
	Palestine (State of)	Abu Alsamen for Contracting & Investment	Construction	65,850.53
	Palestine (State of)	Abu Alsamen for Contracting & Investment	Water and sewer utilities	44,097.13
	Palestine (State of)	Al-Awael COMPANY GENERAL CONTRATIONS	Construction	378,114.44
	Palestine (State of)	Al-Eswed Company for General Contracting	Construction	88,976.31
	Palestine (State of)	Al-Eswed Company for General Contracting	Construction	71,888.95
	Palestine (State of)	AlHanani Company for General Contracting	Construction	85,908.84
	Palestine (State of)	AL-Qibab Contracting Company	Construction	141,159.18
	Palestine (State of)	Alsaf contracting company	Construction	529,585.38
	Palestine (State of)	Alsaf contracting company	Construction	230,053.27
	Palestine (State of)	Alsaf contracting company	Construction, prison	130,000.00
	Palestine (State of)	Atlantic Company Ltd	Construction	75,349.22
	Palestine (State of)	AZ International Co.	Construction, Public Building	1,767,276.49
	Palestine (State of)	BCI for Communication & Advanced Technol	Radio services	210,000.00
	Palestine (State of)	Excellent Systems	Consultants, Individual Service Contract	30,000.00
	Palestine (State of)	Inter. Telecom. Elect. Corporation	Construction	164,848.14
	Palestine (State of)	Muntasser Hadiéh	Commercial facility rental	195,483.87
	Palestine (State of)	PALESTINIAN WATER AUTHORITY	Local ICA - Support	47,000.00
	Palestine (State of)	Tubaila Target United For Eng. & Cons.	Construction, prison	106,415.71
	Palestine (State of)	United New Land for Investments Ltd	Construction	418,346.76
	Panama	AVENTURA TOURS S.A	Air Tickets - International	113,025.54
	Panama	FUNDACION CIUDAD DEL SABER	Rental, building/office	35,405.36
	Panama	Grupo Cotrans, S. A.	Construction, civil engineering	48,750.00
	Paraguay	CONSORCIO HIDROCEN-DES.COMUNITARIO	Social development	82,860.47
	Paraguay	Empresa de Construcciones EDIVI S.A.	Construction, civil engineering	114,127.33
	Paraguay	JULIO A. GALLIANO MORAN	Construction, civil engineering	401,034.58
	Peru	ASFALTOS Y PAVIMENTOS CASTILLO EIRL	Construction, civil engineering	117,865.92
	Peru	BM3 OBRAS Y SERVICIOS S.A.	Construction, civil engineering	314,493.49
	Peru	CASAS INGENIEROS CONTRATISTAS S.A.C.	Construction, civil engineering	133,629.30
	Peru	CASAS INGENIEROS CONTRATISTAS S.A.C.	Construction, civil engineering	32,711.13
	Peru	CONSORCIO ACUARIO 37	Construction, civil engineering	367,795.29
	Peru	CONSORCIO ACUARIO 37	Construction, civil engineering	30,375.72

## Major contracts for services and works by UN organization

AGENCY	Location of Supplier	Name of Contractor	Description of Services	Contract Value USD
<b>UNOPS continued</b>				
Peru		CONSORCIO ATA - KUKOVA (CHICLAYO)	Construction, civil engineering	82,408.04
Peru		CONSORCIO CAMPO BELLO	Construction, civil engineering	3,264,119.53
Peru		CONSORCIO CARTEX	Construction, civil engineering	162,475.73
Peru		CONSORCIO CESEL-SALZGITTER	Construction, civil engineering	1,000,000.00
Peru		CONSORCIO CESEL-SALZGITTER	Construction, civil engineering	566,814.64
Peru		CONSORCIO CESEL-SALZGITTER	Construction, civil engineering	70,000.00
Peru		CONSORCIO CONSTRUCTORES ASOCIADOS	Construction, civil engineering	141,784.60
Peru		CONSORCIO CONSTRUCTORES ASOCIADOS	Construction, civil engineering	61,287.16
Peru		CONSORCIO CONSTRUCTORES ASOCIADOS	Construction, civil engineering	60,153.57
Peru		CONSORCIO CORTE SUPERIOR LIMA	Construction, civil engineering	946,386.48
Peru		CONSORCIO CORTE SUPERIOR LIMA	Construction, civil engineering	291,356.35
Peru		CONSORCIO DELTA	Construction, civil engineering	1,333,768.67
Peru		CONSORCIO HOSPITAL ABANCA	Construction, civil engineering	14,294,598.74
Peru		CONSORCIO HOSPITALARIO HUACHO	Construction, civil engineering	2,659,332.12
Peru		CONSORCIO HOSPITALARIO HUACHO	Construction, civil engineering	154,000.00
Peru		CONSORCIO INVERSIONES TRUJILLO	Construction, civil engineering	158,302.77
Peru		CONSORCIO INVERSIONES TRUJILLO	Construction, civil engineering	158,302.76
Peru		CONSORCIO LA HUACA	Construction, civil engineering	861,770.54
Peru		CONSORCIO LAS MERCEDES	Construction, civil engineering	111,941.21
Peru		CONSORCIO LIMA NORTE	Construction, civil engineering	301,206.81
Peru		CONSORCIO PACASMAYO	Construction, civil engineering	128,925.86
Peru		CONSORCIO R&A	Construction, civil engineering	109,604.88
Peru		CONSORCIO SUPERVISIÓN HOSPITAL LAMBAYEQU	Construction, civil engineering	399,277.69
Peru		CONSTRUCT. Y SERVICIOS GRALES INDIA SAC	Construction, civil engineering	71,964.64
Peru		CONSTRUCT. Y SERVICIOS GRALES INDIA SAC	Construction, civil engineering	60,365.52
Peru		CONSTRUCTORA ALDEBARAN S.A.C.	Construction, civil engineering	129,945.90
Peru		CONSTRUCTORA CHIANG S.A. CONTRAT GENERAL	Construction, civil engineering	638,822.18
Peru		CONSTRUCTORA CHIANG S.A. CONTRAT GENERAL	Construction, civil engineering	378,770.03
Peru		CONSTRUCTORA COSTA AZUL SRL	Construction, civil engineering	85,417.18
Peru		CONSTRUCTORA JYM ASOCIADOS SAC	Construction, civil engineering	40,246.64
Peru		CORPORACION PLEYADES S.A.C	Construction, civil engineering	229,001.10
Peru		CORPORACION PLEYADES S.A.C	Construction, civil engineering	38,209.45
Peru		COTECNA DEL PERU S.A.	Electric & electr. engineer	1,036,463.68
Peru		DAG CONTRATISTAS GENERALES S.A.C	Construction, civil engineering	293,687.90
Peru		DAG CONTRATISTAS GENERALES S.A.C	Construction, civil engineering	65,302.11
Peru		DEZA PAVIMENTOS EIRL	Construction, civil engineering	3,671,180.79
Peru		DEZA PAVIMENTOS EIRL	Construction, civil engineering	1,499,715.69
Peru		DEZA PAVIMENTOS EIRL	Construction, civil engineering	1,165,339.96
Peru		DEZA PAVIMENTOS EIRL	Construction, civil engineering	122,164.81
Peru		EDUARDO RAUL DEXTRE MORIMOTO	Healthcare centers	40,461.09
Peru		GEGOLO CONTRATISTAS S.A.C.	Construction, civil engineering	82,397.00
Peru		HEYMOCOL LTDA	Construction, civil engineering	146,649.79
Peru		IBERO PERU S.A.C.	Equip. maintenance & repair	50,129.59
Peru		IMECON S.A.	Construction, civil engineering	79,673.25
Peru		INDUSTRIAS ROLAND PRINT S.A.C.	Elementary and secondary	200,957.15
Peru		JAIMÉ NICANOR MALAVER CASANOVA	Construction, civil engineering	52,079.04
Peru		LA SONORA DIGITAL S.A.C.	Communication Service	41,273.12
Peru		MACROCONSULT S.A.	Printing	47,200.00
Peru		MAQUINARIAS S.A.	Transport Arranging Service	95,785.44
Peru		MAQUINARIAS S.A.	Transport Arranging Service	76,335.88
Peru		MITSUI AUTOMOTRIZ S.A.	Transport Arranging Service	223,048.32
Peru		MITSUI AUTOMOTRIZ S.A.	Transport Arranging Service	148,698.88
Peru		MUNICIPALIDAD DE VILLA MARIA DEL TRIUNFO	Construction, civil engineering	119,053.99
Peru		MUNICIPALIDAD DIST. DE NUEVA CAJAMARCA	Construction, civil engineering	93,529.21
Peru		MUNICIPALIDAD DISTRITAL DE BAMBAMARCA	Construction, civil engineering	655,330.74
Peru		MUNICIPALIDAD DISTRITAL DE HUAYLILLAS	Construction, civil engineering	1,460,064.54
Peru		MUNICIPALIDAD DISTRITAL DE HUAYLILLAS	Construction, civil engineering	1,443,841.60
Peru		MUNICIPALIDAD DISTRITAL DE LA ESPERANZA	Construction, civil engineering	1,066,687.38
Peru		MUNICIPALIDAD DISTRITAL DE PATAZ	Construction, civil engineering	1,677,959.23
Peru		MUNICIPALIDAD DISTRITAL DE PATAZ	Construction, civil engineering	283,988.67
Peru		MUNICIPALIDAD DISTRITAL DE PATAZ	Construction, civil engineering	62,924.35
Peru		MUNICIPALIDAD PROVINCIAL DE ANDAHUAYLAS	Construction, civil engineering	149,202.65
Peru		MUNICIPALIDAD PROVINCIAL DE MOYOBAMBA	Construction, civil engineering	115,749.17
Peru		NISSAN MAQUINARIAS S.A.	Transport Arranging Service	350,000.00
Peru		NISSAN MAQUINARIAS S.A.	Transport Arranging Service	74,626.87
Peru		POSITIVO SERVICIOS GRAFICOS S.A.C.	Communication Service	46,045.35
Peru		SAN GABRIEL INGENIERIA Y CONST. SAC	Construction, civil engineering	108,164.95
Peru		SERVICIOS POSTALES DEL PERU S.A.	National postal delivery	653,123.52
Peru		TELEFONICA DEL PERU S.A.A.	Communication Service	438,119.70
Peru		TOP CONSULT INGENIERIA SAC	Construction, civil engineering	33,874.82
Peru		TRANSPORTES GIRASOLES SAC	Distribution Cost	218,146.15
Peru		UNOPS PERU OPERATIONS CENTRE	Construction, civil engineering	33,874.82
Philippines		CONSERVATION INTERNATIONAL FOUNDATION	Environmental advisory	70,000.00
Philippines		CONSERVATION INTERNATIONAL FOUNDATION	Methodology and analysis	100,000.00
Philippines		NATIONAL FISHERIES RESEARCH AND DEVELOPM	Fishing technology services	81,549.54
Philippines		PEMSEA	Project Evaluation Services	59,540.00
Philippines		PEMSEA	Training	52,020.00
Philippines		PEMSEA	Training and development	54,520.00
Poland		Tricomp Ltd	Construction, Public Building	275,584.00
Qatar		Movenpick Tower & Suites - Doha	Hospitality-Special Events	40,190.93
Qatar		Q-LIVE Events	Conference organizing servi	49,653.12
Qatar		Saleem For Contracting & Trade Co.ltd	Construction	199,206.00
Qatar		Sheraton Doha Resort & Convention Hotel	Conference organizing servi	80,521.58
Russian Federation		Baikal Institute of Nature Management	Water pollution monitoring	43,261.38
Russian Federation		CENTRE FOR INTERNATIONAL PROJECTS	Environmental advisory	42,309.17
Russian Federation		Faculty of Geography, Moscow State Univ.	Water pollution monitoring	43,237.22
Russian Federation		HYDROCHEMICAL INSTITUTE	Water pollution monitoring	34,817.04
Senegal		AGETIP REM. SUR TRAVAUX	Management support services	30,053.00
Senegal		Ibrahim GUEYE	Rental, building/office	76,264.84
Senegal		Ibrahim GUEYE	Rental, building/office	76,261.15
Senegal		IED AFRIQUE	Management support services	49,728.00
Senegal		LAWRENCE STUART FLINT	International consultant	33,000.00
Senegal		MECZOP	Local ICA - Support	43,453.53
Senegal		nedge professional services	Dedicated telecommunication	54,653.00
Senegal		SOTERCO/PROSE	Dedicated telecommunication	341,233.91
Serbia		Balkanska Istrazivacka mreza	Regional development servic	75,781.13
Serbia		G4S Secure Solutions doo	Security systems services	58,127.19
Serbia		GEO-TEST	Regional development servic	34,929.61
Serbia		GROUP GRANIT	Construction	30,512.73
Serbia		IK KONSALTING I PROJEKTOVANJE	Regional development servic	94,605.00
Serbia		INFLEX D.O.O.	Construction, Public Building	40,291.68
Serbia		INSTITUT ZA VODOPRIVREDU JAROSLAV CERNI	Feasibility studies	123,257.17
Serbia		Regionalna agencija za ekonomski razvoj	Regional development servic	66,823.20
Serbia		Regionalna agencija za ekonomski razvoj	Regional development servic	46,172.00
Serbia		SAFEGE D.O.O.	Regional development servic	52,072.54
Serbia		VODOTEHNIKA	Feasibility studies	99,126.34
Serbia		VODOTEHNIKA	Feasibility studies	30,147.90
Seychelles		Le Meridien Barbarons	Conference organizing servi	60,462.82
Seychelles		Ministry of Foreign Affairs	Court system	95,184.88
Seychelles		Qingjian International Seychelles Group	Construction	1,078,067.00
Seychelles		Seychelles National Parks Authority	Environmental information	36,000.00
Singapore		Emily THAN HTAY	Rental, building/office	54,000.00
Singapore		Emily THAN HTAY	Rental, building/office	38,400.00

## Major contracts for services and works by UN organization

AGENCY	Location of Supplier	Name of Contractor	Description of Services	Contract Value USD
<b>UNOPS continued</b>				
	Singapore	Inya Lake Hotel	Commercial facility rental	279,600.00
	South Africa	African Centre for Water Research	Water quality assessment	61,087.36
	South Africa	CSIR - Council for Scientific and	Environmental advisory	157,500.00
	South Africa	Denel (PTY) Ltd	Disaster prepare and relief	1,413,760.60
	South Africa	Denel (PTY) Ltd	Disaster prepare and relief	702,121.00
	South Africa	Denel (PTY) Ltd	Disaster prepare and relief	260,861.26
	South Africa	Elmutasim IBRAHIM Ahmed	Rental, building/office	30,000.00
	South Africa	Handmade Communications	Communication Service	40,446.31
	South Africa	Handmade Communications	Printing & Publishing Svc	48,655.91
	South Africa	International Knowledge Management	Educational Consulting	87,600.00
	South Africa	MBB Consulting	Environmental advisory	175,000.00
	South Africa	MBB Consulting	Environmental advisory	100,000.00
	South Africa	North West University	Water quality assessment	35,000.00
	South Africa	Pegasys Strategy and Development	Environmental information	36,706.00
	South Africa	PRICE WATER HOUSE COOPERS INC	Commercial facility rental	120,000.00
	South Africa	Rivers for Africa eFlows Consulting (Pty	Water quality assessment	370,000.00
	South Africa	WingsNaledi Corporate Travel	Air Tickets - International	30,302.25
	South Sudan	A A Transporters Company Ltd	Construction, Maintenance & Repairs of Roads	37,736.00
	South Sudan	Saidar Trading & Construction Co. Ltd	Equipment rental	215,000.00
	South Sudan	Savanna General Trading Co. Ltd.	Construction, Public Building	236,718.50
	South Sudan	Shap International for Intergrated Solut	Utility building construct	41,419.12
	South Sudan	World Food Programme South Sudan	Air Tickets - Domestic	31,752.00
	South Sudan	Worldwide Movers South Sudan	Land Transport	48,694.80
	Spain	INGENIERIA Y ECONOMIA DEL TRANSPORTE S.A	Trade policy services	57,534.30
	Spain	PINEARQ	Construction, civil engineering	165,274.70
	Spain	PINEARQ	Construction, civil engineering	94,866.66
	Spain	PLANHO CONSULTORES, S.L.P.	Construction, civil engineering	653,916.60
	Spain	PLANHO CONSULTORES, S.L.P.	Construction, civil engineering	400,526.77
	Spain	PLANHO CONSULTORES, S.L.P.	Construction, civil engineering	353,618.31
	Spain	Rufino Javier Hernandez Minguillon	Avionics design	233,817.29
	Spain	Rufino Javier Hernandez Minguillon	Construction, civil engineering	167,623.18
	Spain	Rufino Javier Hernandez Minguillon	Construction, civil engineering	130,178.00
	Spain	Rufino Javier Hernandez Minguillon	Construction, civil engineering	100,178.00
	Spain	Rufino Javier Hernandez Minguillon	Construction, civil engineering	100,000.00
	Spain	Rufino Javier Hernandez Minguillon	Construction, civil engineering	60,939.40
	Spain	UTE HOSPITAL LA PROVIDENCE	Hospital Construction	3,584,971.15
	Spain	UTE HOSPITAL LA PROVIDENCE	Hospital Construction	423,424.00
	Sri Lanka	ANTHONY BUILDERS	Construction, School	81,239.23
	Sri Lanka	ANTHONY BUILDERS	Construction, School	54,157.63
	Sri Lanka	ANTHONY BUILDERS	Construction, School	48,453.73
	Sri Lanka	BRIDGEWAY ENTERPRISES (PVT) LTD.	Construction, civil engineering	30,881.28
	Sri Lanka	Daya Construction (Pvt) Ltd	Construction, School	46,409.84
	Sri Lanka	Daya Construction (Pvt) Ltd	Construction, School	30,052.13
	Sri Lanka	DHARMADASA CONSTUCTION & ENTERPRISE	Construction, School	72,842.26
	Sri Lanka	HAG Construction (Pvt) Ltd	Construction	30,139.05
	Sri Lanka	HAG Construction (Pvt) Ltd	Construction, civil engineering	227,085.40
	Sri Lanka	HAG Construction (Pvt) Ltd	Construction, civil engineering	115,146.15
	Sri Lanka	Laufgs Engineering (Pvt) Ltd	Oil and gas engineering	69,754.80
	Sri Lanka	MANAMPERI ENGINEERING (PVT)LTD.	Construction, civil engineering	46,412.70
	Sri Lanka	MANAMPERI ENGINEERING (PVT)LTD.	Construction, civil engineering	40,996.90
	Sri Lanka	PREMIUM INTERNATIONAL (PVT) LTD.	Construction, School	71,194.68
	Sri Lanka	PREMIUM INTERNATIONAL (PVT) LTD.	Construction, School	38,636.10
	Sri Lanka	Progressive Builders & Resorts Pvt Ltd	Construction	349,810.18
	Sri Lanka	Progressive Builders & Resorts Pvt Ltd	Construction	55,481.47
	Sri Lanka	Progressive Builders & Resorts Pvt Ltd	Construction	41,367.67
	Sri Lanka	Progressive Builders & Resorts Pvt Ltd	Construction	39,829.39
	Sri Lanka	R R Construction (Pvt) Ltd	Construction, civil engineering	367,023.83
	Sri Lanka	R R Construction (Pvt) Ltd	Construction, civil engineering	145,800.61
	Sri Lanka	R R Construction (Pvt) Ltd	Construction, civil engineering	38,604.63
	Sri Lanka	Resources Development Consultants (Pvt)	Construction, civil engineering	48,321.35
	Sri Lanka	THARMALINGAM KALAIVANAN	Consultants, Individual Service Contract	34,484.57
	Sri Lanka	THERMOTEC Engineering (Pvt) Ltd	Construction, civil engineering	39,591.27
	Sri Lanka	UNDP SRI LANKA	Distribution Cost	37,186.88
	Sri Lanka	Unicorn Trading Company	Rental, building/office	73,770.49
	Sri Lanka	Wahid Construction	Construction, School	47,538.89
	Sri Lanka	Weightronics Levli (Pvt) Ltd	Mechanical engineering	32,063.76
	Sudan	ABUETIEB FOR ENGINEERING AND TRADE	Dam construction	76,580.42
	Sudan	ABUETIEB FOR ENGINEERING AND TRADE	Dam construction	48,891.61
	Sudan	Albadri for Submersible Pump and	Construction	265,399.31
	Sudan	Alromany Co. For Car Maintenance	Vehicle repair	38,124.65
	Sudan	Ashraf and salah for Studies & designs	Construction, civil engineering	65,228.60
	Sudan	Atbara Construction for Contracting Co.	Dam construction	65,476.63
	Sudan	SOUTHERN ENGINEERS & BUILDERS CO. LTD	Construction, Public Building	292,655.79
	Sudan	SOUTHERN ENGINEERS & BUILDERS CO. LTD	Construction, School	45,350.35
	Sweden	Myndigheten for Samhallsskydd Och	Disaster prepare and relief	217,945.09
	Sweden	Myndigheten for Samhallsskydd Och	Disaster prepare and relief	91,324.20
	Switzerland	American Express Int. - Swisscard AECS	Air Tickets - International	161,846.28
	Switzerland	American Express Int. - Swisscard AECS	Air Tickets - International	90,640.18
	Switzerland	American Express Int. - Swisscard AECS	Air Tickets - International	49,317.81
	Switzerland	American Express Int. - Swisscard AECS	Air Tickets - International	47,423.49
	Switzerland	American Express Int. - Swisscard AECS	Air Tickets - International	41,561.32
	Switzerland	American Express Int. - Swisscard AECS	Air Tickets - International	40,670.66
	Switzerland	American Express Int. - Swisscard AECS	Air Tickets - International	36,539.20
	Switzerland	CGI Immobilier SA	Commercial facility rental	42,365.80
	Switzerland	CGI Immobilier SA	Commercial facility rental	31,886.66
	Switzerland	CGI Immobilier SA	Commercial facility rental	30,001.24
	Switzerland	COMPTOIR IMMOBILIER SA	Commercial facility rental	204,809.58
	Switzerland	FONDATION SUISSE DE DEMINAGE	Disaster prepare and relief	195,863.00
	Switzerland	GENEVA INTL CENTRE HUMANITARIA DEMINING	Disaster prepare and relief	122,000.00
	Switzerland	GENEVA INTL CENTRE HUMANITARIA DEMINING	Learning - training of coun	31,104.00
	Switzerland	Helvetico Sarl	Environmental information	70,000.00
	Switzerland	Helvetico Sarl	Environmental information	30,000.00
	Switzerland	INTERHYVE SARL	Data Processing	71,242.66
	Switzerland	International Organization for Migration	Social development	66,760.53
	Switzerland	IUCN - THE WORLD CONSERVATION UNION	Environmental information	85,000.00
	Switzerland	MINEWOLF SYSTEMS AG	Disaster prepare and relief	90,000.00
	Switzerland	MINEWOLF SYSTEMS AG	Disaster prepare and relief	72,110.72
	Switzerland	SEECON INTERNATIONAL GMBH	Learning - Contract Service	45,000.00
	Switzerland	SOUTH CENTRE	Environmental information	100,000.00
	Switzerland	Swisscom Mobile	Mobile communications servi	41,279.65
	Switzerland	UNCTAD Trust Fund	Consultants, Individual Service Contract	130,075.00
	Switzerland	United Nations Office at Geneva	Office support services	35,590.00
	Switzerland	United Nations Office at Geneva	Telecommunication Services	42,425.00
	Switzerland	WORLD HEALTH ORGANIZATION	Health administration servi	174,917.96
	Switzerland	WORLD HEALTH ORGANIZATION	Health administration servi	158,805.65
	Switzerland	WORLD HEALTH ORGANIZATION	Health administration servi	127,963.81
	Switzerland	Zoi Environment Network	Publishing	85,000.00
	Switzerland	Zoi Environment Network	Written translation services	39,335.99
	Thailand	UNESCAP	Commercial facility rental	94,683.00
	Thailand	UNESCAP	Commercial facility rental	94,683.00
	Tunisia	SCET/ TUNISIE	Environmental advisory	229,030.14
	Turkey	ARI ARITMA INŞ.SAN.TIC.LTD.ŞTİ.	Sewage treatment services	240,669.24
	Uganda	BRAC International	Training and development	253,989.00

## Major contracts for services and works by UN organization

AGENCY			Contract Value
Location of Supplier	Name of Contractor	Description of Services	USD
UNOPS continued			
Uganda	BRAC International	Training and development	217,041.00
Uganda	deloitte uganda ltd	Accounting services	43,700.00
Uganda	GASCO LIMITED	Construction, Public Building	314,808.42
Uganda	Juba Cheap Stores Co. Ltd	Construction, Public Building	108,750.40
Uganda	Juba Cheap Stores Co. Ltd	Construction, Public Building	38,133.68
Uganda	KAMTEC ENGINEERING SERVICES LTD	Construction	32,672.00
Uganda	MACDOWEL LIMITED	Construction, Maintenance & Repairs of Roads	1,642,609.60
Uganda	MAGECON CONSTRUCTION LTD	Construction, Maintenance & Repairs of Roads	727,672.00
Uganda	MAGECON CONSTRUCTION LTD	Construction, Maintenance & Repairs of Roads	303,800.00
Uganda	MAGECON CONSTRUCTION LTD	Construction, Public Building	702,348.16
Uganda	MAGECON CONSTRUCTION LTD	Equipment rental	563,500.00
Uganda	Ministry of Finance, Planning & Economic	Management support services	109,225.00
Uganda	OCEAN CONSTRUCTION COMPANY LTD	Construction, Public Building	186,078.00
Uganda	OCEAN CONSTRUCTION COMPANY LTD	Construction, Public Building	151,000.00
Uganda	Pan-China Construction Group Co.Ltd	Construction, Public Building	519,871.72
Uganda	Pan-China Construction Group Co.Ltd	Construction, Public Building	205,321.71
Uganda	Prism Construction Co.Ltd	Construction, Maintenance & Repairs of Roads	673,372.00
Uganda	SARRON Construction Ltd.	Construction, Public Building	650,774.78
Uganda	SARRON Construction Ltd.	Construction, Public Building	498,328.05
Uganda	SARRON Construction Ltd.	Construction, Public Building	251,310.17
Uganda	Sun Investment&development co ltd	Construction, Public Building	372,212.56
Uganda	Zhonghao Overseas Const. & Eng. Co. Ltd	CONSTRUCTION	531,454.83
Uganda	Zhonghao Overseas Const. & Eng. Co. Ltd	Construction	465,650.00
Uganda	Zhonghao Overseas Const. & Eng. Co. Ltd	Construction	450,200.00
Uganda	Zhonghao Overseas Const. & Eng. Co. Ltd	Construction, Maintenance & Repairs of Roads	1,719,175.45
Uganda	Zhonghao Overseas Const. & Eng. Co. Ltd	Construction, Public Building	636,833.69
Uganda	Zhonghao Overseas Const. & Eng. Co. Ltd	Construction, Public Building	340,294.90
Uganda	Zhonghao Overseas Const. & Eng. Co. Ltd	Construction, Public Building	254,425.28
Uganda	Zhonghao Overseas Const. & Eng. Co. Ltd	Construction, Public Building	134,045.68
Uganda	Zhonghao Overseas Const. & Eng. Co. Ltd	Construction, Public Building	68,777.00
Uganda	Zhonghao Overseas Const. & Eng. Co. Ltd	Construction, Road Highway	3,137,459.00
Uganda	Zhonghao Overseas Const. & Eng. Co. Ltd	Construction, Road Highway	1,187,824.60
Ukraine	UKROBORONSERVICE State Company	Disaster prepare and relief	940,011.00
Ukraine	UKROBORONSERVICE State Company	Disaster prepare and relief	355,090.00
Ukraine	UKROBORONSERVICE State Company	Disaster prepare and relief	337,299.00
Ukraine	UKROBORONSERVICE State Company	Disaster prepare and relief	278,192.00
Ukraine	UKROBORONSERVICE State Company	Disaster prepare and relief	266,135.00
Ukraine	UKROBORONSERVICE State Company	Disaster prepare and relief	61,129.00
Ukraine	UKROBORONSERVICE State Company	Shipment (Relocation)	467,751.00
United Arab Emirates	ABO SORA CONSTRUCTION CO. LTD.	Construction, civil engineering	318,965.00
United Arab Emirates	ABO SORA CONSTRUCTION CO. LTD.	Construction, civil engineering	138,325.00
United Arab Emirates	ABO SORA CONSTRUCTION CO. LTD.	Dam construction	750,659.00
United Arab Emirates	Al-Ghurair Printing and Publishing House	Printing	47,037.00
United Arab Emirates	Consuda Engineering & Investment Co. LT	Construction, civil engineering	301,076.27
United Arab Emirates	CTG Global Limited	Consultants, Individual Service Contract	164,163.00
United Arab Emirates	CTG Global Limited	Consultants, Individual Service Contract	144,527.00
United Arab Emirates	CTG Global Limited	Consultants, Individual Service Contract	127,088.50
United Arab Emirates	CTG Global Limited	Consultants, Individual Service Contract	55,610.00
United Arab Emirates	CTG Global Limited	Consultants, Individual Service Contract	35,620.00
United Arab Emirates	CTG Global Limited	Consultants, Individual Service Contract	30,000.00
United Arab Emirates	CTG Global Limited	Disaster prepare and relief	211,656.92
United Arab Emirates	CTG Global Limited	Disaster prepare and relief	110,059.09
United Arab Emirates	CTG Global Limited	Disaster prepare and relief	53,951.35
United Arab Emirates	CTG Global Limited	International ICA	105,000.00
United Arab Emirates	CTG Global Limited	International ICA	103,000.00
United Arab Emirates	CTG Global Limited	International ICA	41,414.47
United Arab Emirates	CTG Global Limited	International ICA	36,000.00
United Arab Emirates	CTG Global Limited	International ICA	34,091.95
United Arab Emirates	CTG Global Limited	Intl ICA-client supervised	137,217.21
United Arab Emirates	CTG Global Limited	Intl ICA-client supervised	135,552.14
United Arab Emirates	CTG Global Limited	Intl ICA-client supervised	134,083.23
United Arab Emirates	CTG Global Limited	Intl ICA-client supervised	133,865.52
United Arab Emirates	CTG Global Limited	Intl ICA-client supervised	129,741.25
United Arab Emirates	CTG Global Limited	Intl ICA-client supervised	128,546.48
United Arab Emirates	CTG Global Limited	Intl ICA-client supervised	64,251.84
United Arab Emirates	CTG Global Limited	Local ICA - Specialist	30,710.42
United Arab Emirates	CTG Global Limited	Local ICA - Support	233,899.94
United Arab Emirates	CTG Global Limited	Local ICA - Support	225,287.50
United Arab Emirates	CTG Global Limited	Local ICA - Support	191,510.48
United Arab Emirates	CTG Global Limited	Local ICA - Support	174,825.63
United Arab Emirates	CTG Global Limited	Management support services	106,359.60
United Arab Emirates	CTG Global Limited	Management support services	49,442.93
United Arab Emirates	CTG Global Limited	Mine Action & rehabilitati.	144,961.20
United Arab Emirates	CTG Global Limited	Staff recruiting services	42,439.20
United Arab Emirates	Haji Abdul Hai Mohammad BASHIRI	Rental, building/office	36,600.00
United Arab Emirates	Haji Abdul Hai Mohammad BASHIRI	Rental, building/office	36,600.00
United Arab Emirates	Haji Abdul Hai Mohammad BASHIRI	Rental, building/office	36,600.00
United Arab Emirates	Haji Abdul Hai Mohammad BASHIRI	Rental, building/office	36,600.00
United Arab Emirates	Haji Abdul Hai Mohammad BASHIRI	Rental, building/office	36,600.00
United Arab Emirates	Haji Abdul Hai Mohammad BASHIRI	Rental, building/office	36,600.00
United Arab Emirates	Newtech Consulting Group RAKFTZ Branch	Construction, civil engineering	82,760.00
United Arab Emirates	Park Hyatt Dubai	Conference organizing servi	120,000.00
United Arab Emirates	RA International FZCO	Construction	372,515.00
United Kingdom	A Fish In Sea Ltd	Art design services	36,729.22
United Kingdom	ACTION ON ARMED VIOLENCE (AOAV)	Disaster prepare and relief	1,100,555.72
United Kingdom	ACTION ON ARMED VIOLENCE (AOAV)	Mine Action & rehabilitati.	1,392,014.11
United Kingdom	Anderson Irrigation&Engineering Services	Canal management services	162,205.00
United Kingdom	Chartered Institute Purchasing & Supply	Learning - Contract Service	73,344.11
United Kingdom	Chatham House	Meeting facilities	118,043.76
United Kingdom	Concern Universal	Management support services	202,958.00
United Kingdom	Disaster Waste Recovery Ltd	Construction	252,779.00
United Kingdom	EUROPE ARAB BANK PLC	Claims and Adjustments	38,750.00
United Kingdom	G4S Ordnance Management Limited	Disaster prepare and relief	2,355,597.00
United Kingdom	G4S Ordnance Management Limited	Disaster prepare and relief	1,366,282.00
United Kingdom	G4S Ordnance Management Limited	Disaster prepare and relief	231,061.70
United Kingdom	G4S Ordnance Management Limited	Mine Action & rehabilitati.	2,365,809.00
United Kingdom	G4S Ordnance Management Limited	Mine Action & rehabilitati.	630,000.00
United Kingdom	Gartner UK Limited	Management support services	130,300.27
United Kingdom	Howe Murphy Consulting Limited	Local ICA - Specialist	38,500.00
United Kingdom	Human Recognition Systems Limited	Disaster prepare and relief	267,697.36
United Kingdom	MINE TECH INTERNATIONAL LTD	Disaster prepare and relief	4,139,184.00
United Kingdom	MINE TECH INTERNATIONAL LTD	Disaster prepare and relief	1,858,597.00
United Kingdom	MINE TECH INTERNATIONAL LTD	Disaster prepare and relief	1,197,820.00
United Kingdom	MINE TECH INTERNATIONAL LTD	Disaster prepare and relief	671,410.00
United Kingdom	MINE TECH INTERNATIONAL LTD	Mine Action & rehabilitati.	3,416,344.00
United Kingdom	MINE TECH INTERNATIONAL LTD	Mine Action & rehabilitati.	322,649.00
United Kingdom	MINES ADVISORY GROUP	Disaster prepare and relief	345,384.00
United Kingdom	MINES ADVISORY GROUP	Disaster prepare and relief	110,000.00
United Kingdom	MINES ADVISORY GROUP	Mine Action & rehabilitati.	326,251.30
United Kingdom	Newcastle University	Water quality management	81,600.00
United Kingdom	OVE ARUP & PARTNERS INTERNATIONAL LTD	Construction, civil engineering	37,448.88
United Kingdom	OVE ARUP & PARTNERS INTERNATIONAL LTD	Construction, civil engineering	31,769.82
United Kingdom	OVE ARUP & PARTNERS INTERNATIONAL LTD	Construction, civil engineering	31,367.04
United Kingdom	OVE ARUP & PARTNERS INTERNATIONAL LTD	Electric & electr. engineer	52,321.43



## Major contracts for services and works by UN organization

AGENCY	Location of Supplier	Name of Contractor	Description of Services	Contract Value USD
<b>UNOPS continued</b>				
United Kingdom		OVE ARUP & PARTNERS INTERNATIONAL LTD	Feasibility studies	40,997.28
United Kingdom		OXFORD POLICY MANAGEMENT LIMITED	Methodology and analysis	72,000.00
United Kingdom		RK Harrison Insurance Broker Limited	Staff welfare	125,000.00
United Kingdom		Rosetta Stone (UK) Ltd	Training Materials	41,740.00
United Kingdom		Rosetta Stone (UK) Ltd	Training Materials	38,610.00
United Kingdom		The Economist LTD (UK)	International ICA	30,473.60
United Kingdom		The Economist LTD (UK)	News and publicity services	31,892.39
United Kingdom		THE HALO TRUST	Disaster prepare and relief	3,429,500.00
United Kingdom		THE HALO TRUST	Disaster prepare and relief	3,175,337.00
United Kingdom		THE HALO TRUST	Disaster prepare and relief	793,708.00
United Kingdom		THE HALO TRUST	Disaster prepare and relief	370,870.00
United Kingdom		THE HALO TRUST	Disaster prepare and relief	340,000.00
United Kingdom		THE HALO TRUST	Disaster prepare and relief	220,000.00
United Kingdom		THE HALO TRUST	Disaster prepare and relief	158,000.00
United Kingdom		THE HALO TRUST	Mine Action & rehabilitati.	952,454.00
United Kingdom		THE HALO TRUST	Mine Action & rehabilitati.	596,012.00
United Kingdom		THE HALO TRUST	Mine Action & rehabilitati.	388,063.00
United Kingdom		THE HALO TRUST	Mine Action & rehabilitati.	165,600.00
United Kingdom		THE HALO TRUST	Mine Action & rehabilitati.	93,600.00
United Kingdom		UNEP World ConservationMonitoring Centre	Project Evaluation Services	40,000.00
United Kingdom		Wolters Kluwer Tax and Accounting Limite	Management information syst	39,419.00
United Kingdom		Yellow Railroad	Regional development servc	58,656.33
United Republic of Tanzania		EVEN PROJECT - UNIVERSITY DAR ES SALAAM	Environmental information	41,645.70
United Republic of Tanzania		PRIME CONSULT INTERNATIONAL LIMITED	Project Evaluation Services	34,612.00
United Republic of Tanzania		PRIME CONSULT INTERNATIONAL LIMITED	Social development	38,871.00
United Republic of Tanzania		SimbaNET (T) Limited	Internet services	46,510.53
United Republic of Tanzania		Tanzania Women Land Access Trust	Temporary admin. assistance	46,200.00
United States of America		ACROW CORPORATION OF AMERICA	Construction	38,584.67
United States of America		Bancroft Global Development	Disaster prepare and relief	3,201,369.00
United States of America		Bancroft Global Development	Disaster prepare and relief	1,999,599.00
United States of America		Bancroft Global Development	Disaster prepare and relief	1,785,459.18
United States of America		Bancroft Global Development	Disaster prepare and relief	905,036.00
United States of America		Bancroft Global Development	Disaster prepare and relief	544,482.00
United States of America		Bancroft Global Development	Disaster prepare and relief	541,705.00
United States of America		Bancroft Global Development	Disaster prepare and relief	457,024.30
United States of America		Bancroft Global Development	Disaster prepare and relief	453,321.19
United States of America		Bancroft Global Development	Disaster prepare and relief	444,600.00
United States of America		Bancroft Global Development	Disaster prepare and relief	440,785.00
United States of America		Bestech Environmental Resources, Inc.	Electric & electr. engineer	32,522.30
United States of America		Bluespark Labs	Software application admin.	44,780.00
United States of America		CHOUKRI DOUICHI	Project Evaluation Services	74,494.21
United States of America		CISCO SYSTEMS INC	Equip. maintenance & repair	155,205.63
United States of America		COMMUNITY SYSTEMS FOUNDATION	Printing	57,280.00
United States of America		CONSENSUS BUILDING INSTITUTE, Inc	Methodology and analysis	53,200.00
United States of America		Degenkob Engineers	Construction, civil engineering	45,000.00
United States of America		DENEL (PTY) LIMITED	Disaster prepare and relief	2,732,918.61
United States of America		DENEL (PTY) LIMITED	Disaster prepare and relief	2,142,657.00
United States of America		DENEL (PTY) LIMITED	Disaster prepare and relief	1,993,928.00
United States of America		DENEL (PTY) LIMITED	Disaster prepare and relief	1,746,630.82
United States of America		DENEL (PTY) LIMITED	Disaster prepare and relief	1,298,728.00
United States of America		DENEL (PTY) LIMITED	Disaster prepare and relief	1,245,275.91
United States of America		DENEL (PTY) LIMITED	Disaster prepare and relief	951,249.51
United States of America		DENEL (PTY) LIMITED	Disaster prepare and relief	858,589.92
United States of America		DENEL (PTY) LIMITED	Disaster prepare and relief	623,281.00
United States of America		DENEL (PTY) LIMITED	Disaster prepare and relief	561,324.07
United States of America		DENEL (PTY) LIMITED	Disaster prepare and relief	517,230.05
United States of America		DENEL (PTY) LIMITED	Disaster prepare and relief	358,507.00
United States of America		DENEL (PTY) LIMITED	Disaster prepare and relief	332,167.03
United States of America		DENEL (PTY) LIMITED	Disaster prepare and relief	245,166.08
United States of America		DENEL (PTY) LIMITED	Disaster prepare and relief	167,556.00
United States of America		DENEL (PTY) LIMITED	Mine Action & rehabilitati.	1,561,954.00
United States of America		DENEL (PTY) LIMITED	Mine Action & rehabilitati.	249,990.00
United States of America		DENEL (PTY) LIMITED	Mine Action & rehabilitati.	126,661.04
United States of America		DENEL (PTY) LIMITED	MPV Maintenance, incl. spareparts	232,240.38
United States of America		DESIGN-ONE	Construction, civil engineering	152,024.18
United States of America		EMERGING MARKETS COMMUNICATIONS, INC.	Internet services	76,512.00
United States of America		EMERGING MARKETS COMMUNICATIONS, INC.	Internet services	63,760.00
United States of America		EMERGING MARKETS COMMUNICATIONS, INC.	Internet services	60,288.00
United States of America		EMERGING MARKETS COMMUNICATIONS, INC.	Internet services	41,698.80
United States of America		EMERGING MARKETS COMMUNICATIONS, INC.	Internet services	34,482.00
United States of America		EMERGING MARKETS COMMUNICATIONS, INC.	Telecommunication Services	132,549.12
United States of America		EOS Climate, Inc.	Toxic substances monitoring	90,000.00
United States of America		Estefania SAMPER CARRASCO	Local ICA - Support	33,000.00
United States of America		Farhad Ziaee	Local ICA - Support	40,996.93
United States of America		FRANKLIN COVEY	Learning - Contract Service	52,620.00
United States of America		GLOBAL ENVIRONMENTAL&TECHNOLOGY FOUND.	Environmental advisory	35,000.00
United States of America		HUDSON ETHICS CONSULTING	Legal Fees	86,747.81
United States of America		IBRD Intl Bank for Reconstruction	Methodology and analysis	359,000.00
United States of America		IDG Security	Security Guard services	74,575.00
United States of America		IDG Security	Security systems services	224,260.88
United States of America		IDG Security	Security systems services	43,605.00
United States of America		IDG Security	Security systems services	42,100.00
United States of America		Intec Billing Inc.	Information centers	130,017.00
United States of America		INTERNATIONAL CENTER FOR JOURNALISTS	Educational Consulting	44,969.32
United States of America		INTERNATIONAL CENTER FOR JOURNALISTS	Educational Consulting	44,969.32
United States of America		INTERNATIONAL CENTER FOR JOURNALISTS	Learning costs	44,969.32
United States of America		International Coastal and Ocean Organiza	Environmental advisory	50,000.00
United States of America		Ipsos Public Affairs	Management development	79,150.00
United States of America		Iron Mountain Records Management	Storage	45,000.00
United States of America		Iron Mountain Records Management	Storage	41,530.36
United States of America		Jordi TORRENT	Local ICA - Specialist	99,000.00
United States of America		Karima ZERROU	Local ICA - Specialist	54,000.00
United States of America		MANSEGO INC	Production planning & contr	184,990.00
United States of America		MEDICAL CARE DEVELOPMENT INTERNATIONAL	Environmental advisory	94,940.00
United States of America		MEDICAL CARE DEVELOPMENT INTERNATIONAL	Management support services	94,940.00
United States of America		MuleSoft, Inc.	Learning - Contract Service	35,000.00
United States of America		P&D Consulting Services, Inc	Local ICA - Specialist	39,820.00
United States of America		PCI - Media Impact, Inc.	Communication Service	33,750.00
United States of America		Sherwood 370 Management A/A/F Sherwood	Commercial facility rental	117,466.10
United States of America		Simon James DARKE	International ICA	67,172.41
United States of America		Simon James DARKE	International ICA	46,000.00
United States of America		Simon James DARKE	International ICA	36,000.00
United States of America		SURVEY ACTION CENTER	Disaster prepare and relief	99,826.00
United States of America		Tower Innovative Learning Solutions Inc	Training Materials	52,000.00
United States of America		TS 405 LEXINGTON OWNER , L.L.C .	Commercial facility rental	1,300,000.00
United States of America		TS 405 LEXINGTON OWNER , L.L.C .	Commercial facility rental	1,300,000.00
United States of America		UNDP Somalia	Charts or maps or atlases	42,000.00
United States of America		UNDP Somalia	Meeting facilities	120,527.97
United States of America		United Nations Mission in South Sudan(UN	Construction, Maintenance & Repairs of Roads	180,295.00
United States of America		VERIZON BUSINESS (MCI GOVT)	Telephone communications	35,500.00
United States of America		World Bank	Public administration servi	120,000.00
United States of America		World Bank	Public administration servi	60,000.00
United States of America		World Bank	Public administration servi	55,550.00



## Major contracts for services and works by UN organization

AGENCY	Location of Supplier	Name of Contractor	Description of Services	Contract Value USD
<b>UNOPS continued</b>				
	Uruguay	Alejandro Carbajal Rodriguez	Hospitality-Special Events	33,885.50
	Uruguay	Baluma S.A.	Hospitality-Special Events	140,000.00
	Uruguay	Baluma S.A.	Hospitality-Special Events	114,500.00
	Uruguay	Baluma S.A.	Hospitality-Special Events	64,500.00
	Uruguay	Gabriel Valverde	Cafeteria services	38,604.00
	Uruguay	TRANSHOTEL LTDA.	Hospitality-Special Events	51,997.64
	Uruguay	TRANSIX S.A.	Methodology and analysis	592,740.00
	Uruguay	TRANSIX S.A.	Methodology and analysis	499,500.00
	Uruguay	TRANSIX S.A.	Methodology and analysis	405,260.00
	Virgin Islands (British)	The Development Initiative Limited	Disaster prepare and relief	1,253,116.00
	Virgin Islands (British)	The Development Initiative Limited	Disaster prepare and relief	1,135,675.00
	Virgin Islands (British)	The Development Initiative Limited	Disaster prepare and relief	974,948.00
	Virgin Islands (British)	The Development Initiative Limited	Disaster prepare and relief	721,017.00
	Virgin Islands (British)	The Development Initiative Limited	Disaster prepare and relief	405,212.00
	Virgin Islands (British)	The Development Initiative Limited	Mine Action & rehabilitati.	2,533,028.00
	Virgin Islands (British)	The Development Initiative Limited	Mine Action & rehabilitati.	1,710,225.00
	Virgin Islands (British)	The Development Initiative Limited	Mine Action & rehabilitati.	1,361,401.00
	Virgin Islands (British)	The Development Initiative Limited	Mine Action & rehabilitati.	1,231,411.00
	Virgin Islands (British)	The Development Initiative Limited	Mine Action & rehabilitati.	1,172,948.00
	Virgin Islands (British)	The Development Initiative Limited	Mine Action & rehabilitati.	994,789.00
	Virgin Islands (British)	The Development Initiative Limited	Mine Action & rehabilitati.	99,000.00
	Yemen	WATER RESOURCE ENT YCB A/C50596	Local ICA - Specialist	46,512.00
	Zambia	KEEPERS ZAMBIA FOUNDATION	Property management	40,000.00
	Zimbabwe	BARTONE ENTERPRISES T/A	Construction	31,653.06
	Zimbabwe	SFI CONSTRUCTORS (PVT) LTD	Construction, Hospital	298,086.58
<b>UNOV</b>				
	Afghanistan	Nabi Afghan Construction Company - NACC	Construction Works	91,376.00
	Afghanistan	Sambros International Inc. LLC	Construction of reinforced concrete bunkers	182,053.88
	Australia	Adelaide Research & Innovation PTY Ltd.	Provision of professional services	38,000.00
	Australia	The Wynyard Group	Provision of Investigator software	44,408.16
	Austria	ACP IT Solutions GmbH	HP support for IMIS servers, UNOV Contract No. 12.525	64,033.18
	Austria	ALLBA HANDELS GmbH	Additional funds to line no. 2	82,019.55
	Austria	DHL EXPRESS (AUSTRIA) GMBH	Diplomatic pouches for 2012	36,930.92
	Austria	Falkensteiner Hotel & Spa Bad Waltersdorf	Provision of hotel, conference and catering services	30,668.32
	Austria	G3 WORLDWIDE MAIL SERVICES GMBH / SPRING	Bulk mail charges and services for 2012	118,951.74
	Austria	International Anti Corruption Academy	Conference and related services	32,340.04
	Austria	KAPSCH BUSINESSCOM AG	Maintenance and support of the Video Motion Detection System	65,776.16
	Austria	LB-ELECTRONICS GMBH	1 Year of maintenance and support for UNSSS Security Operational Centre	41,909.81
	Austria	MINERVA WISSENSCHAFTLICHE BUCHHANDLUNG	Renewal of MINERVA subscriptions	39,806.49
	Austria	OMEGA HANDELSGES.M.B.H.	Provision of toner cartridges	66,753.93
	Austria	Orange Austria Telecommunication GmbH	April to December 2012 (Non-BB and BB)	238,252.98
	Austria	Orange Austria Telecommunication GmbH	January to March 2012 (Blackberries)	36,361.16
	Austria	Rudolf Kaiser GmbH & Co KG	Provision of dry cleaning and alteration service	55,001.31
	Austria	UNIVERSITAET FUER BODENKULTUR WIEN	Remote Sensing & Statistical Support	36,000.00
	Austria	Viking Direkt GmbH	Office supplies for UNOV - 2012	32,808.90
	Austria	WNT Telecommunication GmbH	local/long-distance telephone calls/services during Jan to Dec 2012	158,591.17
	Austria	XEROX AUSTRIA GMBH	Lease of Photocopying Machines under Contract 11.518. Lease for 2012.	67,948.39
	Austria	XEROX AUSTRIA GMBH	Provision of network photocopier equipment, printing and scanning solution	183,248.06
	Belgium	Xplanation Language Services	Translation services from English into Russian as per contract No. 12.575	47,578.13
	Bosnia and Herzegovina	Prism Research	Survey on Business in BiH	60,845.55
	Canada	MDA Geospatial Services Inc.	Acquisition of satellite images for the 2012 Cannabis Survey in Afghanistan	203,173.59
	Canada	MDA Geospatial Services Inc.	Acquisition of satellite images in Mexico	49,546.00
	Canada	MDA Geospatial Services Inc.	Satellite imagery	420,688.00
	Canada	MDA Geospatial Services Inc.	Satellite imagery in Bolivia as per the attached FPs 104827 & 104975	114,568.00
	China	China Translation & Publication Corporation	Translation	254,000.00
	Germany	Dermalog Identification Systems GmbH	Provision of support and maintenance services	38,961.04
	Germany	European Space Imaging GmbH	Acquisition of Satellite Images in Myanmar	61,400.00
	Germany	IMC Information Multimedia Communication AG	Provision of distributed learning interactive multimedia training courses	103,403.14
	Germany	IMC Information Multimedia Communication AG	Provision of distributed learning interactive multimedia training courses	44,502.62
	Germany	IMC Information Multimedia Communication AG	Provision of distributed learning interactive multimedia training courses	37,369.11
	Germany	LEXISNEXIS GMBH	Renewal of LexisNexis legal and business database subscription	80,400.00
	Malta	International Translation Agency Limited	Translation services from Arabic into English as per contract No. 12.572	57,375.00
	Nigeria	Galaxy Backbone PLC	Access charges for 1Mbps Bandwidth(via Optical Fibre)	30,898.00
	Nigeria	Micafoty Technologies Limited	Toll Free Service	39,500.00
	Russian Federation	JSC INTERDIALECT PLUS	Additional funds for the provision of translation and related services	299,000.00
	Spain	Celer Pawlowsky, SL	Translation services from Arabic into French as per contract No. 12.577	35,825.01
	Spain	Translator Legal and Financial, S.L.	Translation services from English into Arabic as per contract No. 12.571	79,725.00
	Turkey	Kontas Bilgi Yonetimi Danismanlik ve Tic. A.S.	Purchase of IBM i2 software licenses	172,117.00
	United Kingdom	APCO Worldwide Ltd.	PR Campaign to promote UNCA among the private Sector.	300,000.00
	United Kingdom	Cranfield University	Research & Technical Assistance on Improving Yield Estimates	43,000.00
	United Kingdom	Motorola Solutions UK Limited	Security installations maintenance Tetra Radio System	33,700.00
<b>UNPD</b>				
	Afghanistan	ABDUL BASIR	Real estate services	90,000.00
	Afghanistan	ABDUL WASI	General building maintenance and repair n.e.c.	60,000.00
	Afghanistan	AFAQ CONSTRUCTION CO LTD	Construction services, n.e.c.	69,905.00
	Afghanistan	AFAQ CONSTRUCTION CO LTD	Maintenance and repair services	200,000.00
	Afghanistan	AFGHAN WIRELESS COMMUNICATION COMPANY	Telephone services	140,058.00
	Afghanistan	AHMAD SHAH	Real estate services	62,903.23
	Afghanistan	AHMAD SULAIMAN	General building maintenance and repair n.e.c.	89,142.84
	Afghanistan	Ashor Mohammad S/O Qurban Mohammad	Real estate services	30,000.00
	Afghanistan	DEPARTMENT OF AGRICULTURE	Real estate services	40,490.80
	Afghanistan	DR. AHMAD MOSHAHED	Real estate services	30,000.00
	Afghanistan	GHULAM FAROOQ	Real estate services	66,000.00
	Afghanistan	GHULAM HASSAN	Real estate services	450,000.00
	Afghanistan	Gulf Star Construction Company ltd	Construction services, n.e.c.	35,580.00
	Afghanistan	HAFIZULLAH	Real estate services	42,000.00
	Afghanistan	HAZRAT KHAN S/O HAJI QUBAD	Real estate services	306,000.00
	Afghanistan	IDG Security (Afghanistan) Ltd.	Security services	9,048,452.39
	Afghanistan	IDG Security (Afghanistan) Ltd.	Security services	1,004,915.00
	Afghanistan	IDG Security (Afghanistan) Ltd.	Security services	364,996.50
	Afghanistan	IDG Security (Afghanistan) Ltd.	Security services	218,816.57
	Afghanistan	IDG Security (Afghanistan) Ltd.	Security services	34,800.00
	Afghanistan	Imran Salihzai Construction Company	Construction services, n.e.c.	165,996.48
	Afghanistan	Imran Salihzai Construction Company	Construction services, n.e.c.	94,230.97
	Afghanistan	JV Wasim Nasim Road Construction Company (WNCC) and Humaira Ayoub Logistics Services	Building maintenance and repair n.e.c.	166,320.00
	Afghanistan	KANDAHAR BASTAN CONSTRUCTION COMPANY	Construction services, n.e.c.	61,285.00
	Afghanistan	Khidmat Top Cleaning Services KTC International	Waste disposal	37,345.00
	Afghanistan	KOHDAMAN NAWIN TRADE & TRANSIT COMPANY	Waste disposal	328,046.00
	Afghanistan	KOHKAN CONSTRUCTION CO.	Construction services, n.e.c.	1,284,838.00
	Afghanistan	LUTFULLAH MALANG	Real estate services	42,000.00
	Afghanistan	Maiwand Wardak Intl. Transit & Forwarding Ltd	Freight forwarding	100,545.00
	Afghanistan	MIRAJUDDIN	Real estate services	1,062,000.00
	Afghanistan	MOHAMMAD SALIM	Real estate services	42,000.00
	Afghanistan	MOHAMMAD SHARIF	Real estate services	66,857.16
	Afghanistan	Mohammad Zahir	Real estate services	120,000.00
	Afghanistan	Mohammad Zahir	Real estate services	120,000.00
	Afghanistan	Mohammad Zahir	Real estate services	120,000.00
	Afghanistan	Mohammad Zahir	Real estate services	120,000.00
	Afghanistan	MIR. WAHEDULLAH	Real estate services	32,000.00
	Afghanistan	MIR. FAIZULLAH S/O HAJI MOMIN	Real estate services	66,000.00
	Afghanistan	MIR. HAJI AMANULLAH	Real estate services	36,000.00
	Afghanistan	MR. MOHAMMADDIN S/O HAJI SALAHUDDIN	Real estate services	66,000.00
	Afghanistan	MR. SAYED ABDUL BASHIR	Real estate services	109,200.00

## Major contracts for services and works by UN organization

AGENCY	Location of Supplier	Name of Contractor	Description of Services	Contract Value USD
	<b>UNPD continued</b>			
Afghanistan		Multitrans Logistics Ltd	Freight forwarding	60,000.00
Afghanistan		MULTITRANS LOGISTICS LLC	Freight forwarding	70,000.00
Afghanistan		NEMO AFGHAN AGRICULTURE SERVICES Co.	Construction services, n.e.c.	79,072.00
Afghanistan		NEMO AFGHAN AGRICULTURE SERVICES Co.	Construction work and site management, civil works	63,829.00
Afghanistan		NEW WAVE CINEMA	Television broadcasting	177,600.00
Afghanistan		SAHIL INTERNATIONAL TRANSPORTATION CO	Freight forwarding	514,538.00
Afghanistan		SAMARUDDIN S/O JAMALUDDIN	Real estate services	56,400.00
Afghanistan		SAMBROS INTERNATIONAL INCORPORATION	Construction services, n.e.c.	52,933.38
Afghanistan		SHEKIB NAWED CONSTRUCTION COMPANY (SNCC)	Construction services, n.e.c.	36,478.00
Afghanistan		SHEKIB NAWED CONSTRUCTION COMPANY (SNCC)	Construction work and site management, civil works	38,114.00
Afghanistan		TELECOM DEVELOPMENT CO. AFGHANISTAN (Roshan)	Telephone services	252,100.00
Afghanistan		ZADRAN GROUP OF COMPANIES	Cleaning services	326,251.88
Afghanistan		ZURMAT GROUP	Real estate services	48,854.81
Argentina		EXCELENCIA EN SOLUCIONES	SYSTEM DESIGN AND DEVELOPMENT	227,520.00
Argentina		SIGLO XXI EDITORES ARGENTINA S.A.	PRINTING, PUBLISHING AND BOOKBINDING	35,100.00
Australia		BOX HILL INSTITUTE	Language	52,413.43
Australia		CAPITEQ LIMITED trading as AIR NORTH	Airports	49,927.71
Australia		FAST LANE	Non-formal adult education	57,572.50
Australia		IS Australia	Industrial management, other	93,182.93
Australia		IS Australia	Industrial management, other	53,668.06
Australia		Navitas English PTY LTD - Sydney	Language	139,737.77
Australia		Navitas English PTY LTD - Sydney	Non-formal adult education	55,728.92
Australia		TOLL REMOTE LOGISTICS PTY LTD	SPECIALISED TRANSPORT OPERATIONS	346,913.00
Austria		KREPS	Satellite communications	142,991.15
Austria		KREPS HANDELSGESELLSCHAFT KEG.	Electrical industrial machinery manufacture	56,810.09
Austria		KREPS HANDELSGESELLSCHAFTKEG	Delivery services	38,576.15
Austria		SCHRACK SECONET AG	Security services	34,948.53
Belgium		BELGO-IBERIAN MARITIME	SHIPPING	973,983.20
Belgium		BELGO-IBERIAN MARITIME	SHIPPING	576,875.88
Belgium		GROUPE DE BOECK SA	PRINTING, PUBLISHING AND BOOKBINDING	31,230.39
Belgium		N.V. REIBEL (Belgium) S.A.	Freight forwarding	634,608.00
Belgium		N.V. REIBEL (Belgium) S.A.	Freight forwarding	237,076.00
Belgium		N.V. REIBEL (Belgium) S.A.	Freight forwarding	70,538.00
Belgium		N.V. REIBEL (Belgium) S.A.	Shipping	95,750.00
Belgium		N.V. REIBEL (Belgium) S.A.	Shipping	80,696.00
Belgium		REIBEL (BELGIUM) N.V.	Freight forwarding	97,018.35
Belgium		Reibel SA	Freight forwarding	273,245.10
Belgium		REIBEL SA	FREIGHT FORWARDING	275,852.40
Belgium		REIBEL SA	FREIGHT FORWARDING	171,080.00
Belgium		REIBEL SA	FREIGHT FORWARDING	129,122.40
Belgium		REIBEL SA	FREIGHT FORWARDING	122,200.00
Belgium		REIBEL SA	FREIGHT FORWARDING	63,961.04
Belgium		S.W.I.F.T.	FINANCIAL SERVICES AND INSURANCE	45,220.00
Belgium		SDV Belgium N.V.	Telephone services	81,209.78
Belgium		SDV INTERNATIONAL LOGISTICS	Freight forwarding	171,850.00
Belgium		TDP	Radio communications	36,480.00
Belgium		TELELINGUA INTERNATIONAL	LANGUAGE	350,000.00
Belgium		TELELINGUA INTERNATIONAL	LANGUAGE	287,200.00
Bulgaria		HELI AIR SERVICES	AIRLINE MANAGEMENT AND OPERATIONS	3,000,000.00
Bulgaria		HELI AIR SERVICES	AIRLINE MANAGEMENT AND OPERATIONS	2,826,000.00
Bulgaria		HELI AIR SERVICES	AIRLINE MANAGEMENT AND OPERATIONS	2,589,650.00
Bulgaria		HELI AIR SERVICES	AIRLINE MANAGEMENT AND OPERATIONS	1,780,000.00
Bulgaria		HELI AIR SERVICES	AIRLINE MANAGEMENT AND OPERATIONS	620,000.00
Bulgaria		HELI AIR SERVICES	AIRLINE MANAGEMENT AND OPERATIONS	242,315.62
Bulgaria		PROGRESS CAD R&D CENTER	FINANCIAL SERVICES AND INSURANCE	474,555.00
Burkina Faso		ZIL TELECOM INTERNATIONAL S.A	Delivery services	54,921.39
Burundi		AGE TECHNOLOGIES LIMITED	Machinery, electrical equipment and vehicles maintenance and repair	93,629.61
Burundi		AUTOTECH	Transport engineering	76,999.34
Burundi		BURUNDI CLEANING COMPANY ( BCC)	Cleaning services	45,851.45
Burundi		BURUNDI CLEANING COMPANY ( BCC)	Cleaning services	40,861.67
Burundi		BURUNDI CLEANING COMPANY ( BCC)	Real estate services	143,417.15
Burundi		CHRISTA FLORE	Tradesman's services, other	37,214.00
Burundi		FRANCOIS MAFUREBO	Real estate services	84,132.84
Burundi		MAURIDI AMISSI SIMBA	Real estate services	36,000.00
Burundi		PROTECTION - SURVEILLANCE - GARDIE	Barriers to trade, other	245,827.77
Burundi		REGIE DES SERVICES AERONAUTIQUES (RSA) (PROVISIONAL )	Airports	50,300.00
Burundi		REGIE DES SERVICES AERONAUTIQUES (RSA) (PROVISIONAL )	Airports	48,000.00
Burundi		U-COM	Office equipment leasing and rentals	59,124.39
Canada		AERONAV INC.	Telecommunication, other	30,000.00
Canada		CEM BENCHMARKING INC.	MANAGEMENT ADVISORY SERVICES	70,000.00
Canada		ENAYATULLAH	Real estate services	360,000.00
Canada		GOSS GILROY, INC.	PROJECT IDENTIFICATION, PREPARATION	74,782.00
Canada		IATA (International Air Transport Association)	Professional training	50,000.00
Canada		IATA Training Center	Technical vocational training	33,275.00
Canada		ICAO	INFORMATION SERVICES	63,347.11
Canada		INSCAPE CORPORATION	CONSTRUCTION	636,089.95
Canada		INTERNATIONAL AIR TRANSPORT ASSOCIATION	Training, other	139,000.00
Canada		International Air Transport Association (IATA)	Training, other	30,500.00
Canada		LOWE-MARTIN COMPANY, INC	PRINTING SERVICES	34,148.00
Canada		LOWE-MARTIN COMPANY, INC	PRINTING SERVICES	31,309.00
Canada		MDA Geospatial Services	Pc hardware maintenance and support	253,584.79
Canada		MEDGATE INC.	MAINTENANCE AND REPAIR SERVICES	76,469.40
Canada		MEDGATE INC.	MAINTENANCE AND REPAIR SERVICES	45,516.00
Canada		THE UNIVERSALIA MANAGEMENT GROUP	TECHNICAL REQUIREMENTS STUDIES FOR	299,550.00
Canada		THE UNIVERSALIA MANAGEMENT GROUP	TECHNICAL REQUIREMENTS STUDIES FOR	251,300.00
Canada		TRANS CAPITAL AIR LTD.	AIRLINE MANAGEMENT AND OPERATIONS	5,116,900.00
Canada		TRANS CAPITAL AIR LTD.	AIRLINE MANAGEMENT AND OPERATIONS	3,285,000.00
Canada		TRANS CAPITAL AIR LTD.	AIRLINE MANAGEMENT AND OPERATIONS	1,995,000.00
Canada		TRANS CAPITAL AIR LTD.	AIRLINE MANAGEMENT AND OPERATIONS	1,520,000.00
Canada		TRANS CAPITAL AIR LTD.	AIRLINE MANAGEMENT AND OPERATIONS	1,257,000.00
Canada		TRANS CAPITAL AIR LTD.	AIRLINE MANAGEMENT AND OPERATIONS	1,200,000.00
Canada		TRANS CAPITAL AIR LTD.	AIRLINE MANAGEMENT AND OPERATIONS	1,000,000.00
Canada		TRANS CAPITAL AIR LTD.	AIRLINE MANAGEMENT AND OPERATIONS	408,000.00
Canada		TRANS CAPITAL AIR LTD.	AIRLINE MANAGEMENT AND OPERATIONS	330,487.00
Canada		Viva Voce Reporting Ltd	Language	50,000.00
Canada		VOYAGEUR AIRWAYS LIMITED	AIRLINE MANAGEMENT AND OPERATIONS	5,000,000.00
Canada		VOYAGEUR AIRWAYS LIMITED	AIRLINE MANAGEMENT AND OPERATIONS	4,673,750.00
Canada		VOYAGEUR AIRWAYS LIMITED	AIRLINE MANAGEMENT AND OPERATIONS	3,628,000.00
Canada		VOYAGEUR AIRWAYS LIMITED	AIRLINE MANAGEMENT AND OPERATIONS	3,500,000.00
Canada		VOYAGEUR AIRWAYS LIMITED	AIRLINE MANAGEMENT AND OPERATIONS	3,226,500.00
Canada		VOYAGEUR AIRWAYS LIMITED	AIRLINE MANAGEMENT AND OPERATIONS	2,400,000.00
Canada		VOYAGEUR AIRWAYS LIMITED	AIRLINE MANAGEMENT AND OPERATIONS	2,399,500.00
Canada		VOYAGEUR AIRWAYS LIMITED	AIRLINE MANAGEMENT AND OPERATIONS	2,062,000.00
Canada		VOYAGEUR AIRWAYS LIMITED	AIRLINE MANAGEMENT AND OPERATIONS	2,050,417.00
Canada		VOYAGEUR AIRWAYS LIMITED	AIRLINE MANAGEMENT AND OPERATIONS	2,000,000.00
Canada		VOYAGEUR AIRWAYS LIMITED	AIRLINE MANAGEMENT AND OPERATIONS	1,800,000.00
Canada		VOYAGEUR AIRWAYS LIMITED	AIRLINE MANAGEMENT AND OPERATIONS	1,655,000.00
Canada		VOYAGEUR AIRWAYS LIMITED	AIRLINE MANAGEMENT AND OPERATIONS	1,531,338.00
Canada		VOYAGEUR AIRWAYS LIMITED	AIRLINE MANAGEMENT AND OPERATIONS	1,500,000.00
Canada		VOYAGEUR AIRWAYS LIMITED	AIRLINE MANAGEMENT AND OPERATIONS	1,408,618.41
Canada		VOYAGEUR AIRWAYS LIMITED	AIRLINE MANAGEMENT AND OPERATIONS	1,384,000.00
Canada		VOYAGEUR AIRWAYS LIMITED	AIRLINE MANAGEMENT AND OPERATIONS	1,320,750.00
Canada		VOYAGEUR AIRWAYS LIMITED	AIRLINE MANAGEMENT AND OPERATIONS	1,242,000.00

## Major contracts for services and works by UN organization

AGENCY			Contract Value
Location of Supplier	Name of Contractor	Description of Services	USD
<b>UNPD continued</b>			
Canada	VOYAGEUR AIRWAYS LIMITED	AIRLINE MANAGEMENT AND OPERATIONS	1,008,700.00
Central African Republic	Aviation Handling Services (AHS)	Air transport policy	68,779.22
Central African Republic	BADAMASSY OUSMAN-TRANSPORTS	Vehicle rental	50,000.00
Central African Republic	FOX SECURITE PRIVEE	Security services	76,510.59
Central African Republic	GB1 INTERNATIONAL MULTISERVICES	Construction work and site management, civil works	79,693.10
Central African Republic	GHASSAN FARHAT	Housing	118,177.47
Central African Republic	LYSE GROUPE	Cleaning services	52,293.67
Central African Republic	TRANSIMEX CENTRAFRIQUE	Freight forwarding	114,438.92
China	A. Andrews & Co.(Mail Order) Ltd.	Data storage	40,292.00
China	CHINA TRANSLATION AND PUBLISHING CO	LANGUAGE	400,000.00
China	PCCW GLOBAL (HK) LIMITED	Satellite communications	79,920.00
China	PCCW GLOBAL LTD	Data transmission	48,660.00
China	Peak International Trade (Tianjin) Co. Ltd	Freight forwarding	35,126.00
China	PEAK INTERNATIONAL TRADE (TIANJIN) CO.LTD.	Freight forwarding	69,938.00
China	PEAK INTERNATIONAL TRADE (TIANJIN) CO.LTD.	Payment	69,036.00
Cote d'Ivoire	AF NET INTERNET SERVICES	Data transmission	534,072.00
Cote d'Ivoire	AF NET INTERNET SERVICES	Data transmission	156,982.48
Cote d'Ivoire	AF NET INTERNET SERVICES	Data transmission	48,600.00
Cote d'Ivoire	AFNET/MTN COTE D'IVOIRE	Data transmission	254,054.41
Cote d'Ivoire	AFNET/MTN COTE D'IVOIRE	Data transmission	237,797.39
Cote d'Ivoire	AFNET/MTN COTE D'IVOIRE	Data transmission	90,733.72
Cote d'Ivoire	AFNET/MTN COTE D'IVOIRE	Data transmission	73,064.92
Cote d'Ivoire	Agence Abidjanaise de Gestion	Real estate services	35,316.35
Cote d'Ivoire	AGENCE DAYLIGHT	Audio-visual services	38,972.66
Cote d'Ivoire	AGRO-SERVICES	Waste disposal	39,002.17
Cote d'Ivoire	AROBASE STUDIO	Audio-visual services	61,737.36
Cote d'Ivoire	AXA ASSURANCES	Insurance	33,061.47
Cote d'Ivoire	B. A. T. E. C	Construction work and site management, civil works	46,062.69
Cote d'Ivoire	BOLLORE AFRICA LOGISTICS -CI	Freight forwarding	1,525,259.53
Cote d'Ivoire	BOLLORE AFRICA LOGISTICS -CI	Freight forwarding	550,000.00
Cote d'Ivoire	BOLLORE AFRICA LOGISTICS -CI	Freight forwarding	544,041.21
Cote d'Ivoire	BOLLORE AFRICA LOGISTICS -CI	Freight forwarding	300,000.00
Cote d'Ivoire	BOLLORE AFRICA LOGISTICS -CI	Freight forwarding	234,044.47
Cote d'Ivoire	BOLLORE AFRICA LOGISTICS -CI	Freight forwarding	161,699.31
Cote d'Ivoire	BOLLORE AFRICA LOGISTICS -CI	Freight forwarding	65,601.97
Cote d'Ivoire	BOLLORE AFRICA LOGISTICS -CI	Materials handling	46,734.41
Cote d'Ivoire	CANAL + COTE D'IVOIRE	Audio-visual services	45,001.00
Cote d'Ivoire	CFAO MOTORS COTE D'IVOIRE	Specialist medical practice	46,181.22
Cote d'Ivoire	CLIM AUTO	Machinery, electrical equipment and vehicles maintenance and repair	39,840.63
Cote d'Ivoire	COLAS	Real estate services	143,458.85
Cote d'Ivoire	COLAS	Real estate services	49,496.42
Cote d'Ivoire	COLAS	Real estate services	49,368.19
Cote d'Ivoire	COLAS	Real estate services	49,050.48
Cote d'Ivoire	COLINA	Insurance	267,180.62
Cote d'Ivoire	DHL INTERNATIONAL Côte d'Ivoire	Laundry services	37,700.02
Cote d'Ivoire	Dr Konaté Vassiliki	Real estate services	1,877,172.26
Cote d'Ivoire	EDIPRESSE	Printing services	63,176.49
Cote d'Ivoire	Eglise Protestante CMA	Real estate services	58,849.79
Cote d'Ivoire	Eglise Protestante CMA	Real estate services	47,203.27
Cote d'Ivoire	ENTREPRISE EL-ACHKAR PATRICK	Building maintenance and repair n.e.c.	362,313.82
Cote d'Ivoire	ENTREPRISE EL-ACHKAR PATRICK	Building maintenance and repair n.e.c.	346,933.55
Cote d'Ivoire	ENTREPRISE DES TRAVAUX D'ELECTRICITE (ETELEC)	Real estate services	182,499.76
Cote d'Ivoire	EPSSI(ENTREPRISE DE PRESTATIONS DE SERVICES DE LA SAVANE )	Security services	70,106.59
Cote d'Ivoire	EPSSI(ENTREPRISE DE PRESTATIONS DE SERVICES DE LA SAVANE )	Security services	35,852.08
Cote d'Ivoire	EPSSI(ENTREPRISE DE PRESTATIONS DE SERVICES DE LA SAVANE )	Security services	35,424.68
Cote d'Ivoire	ETS COULIBALY	Waste disposal	105,509.27
Cote d'Ivoire	ETS COULIBALY	Waste disposal	45,911.25
Cote d'Ivoire	ETS EL ACHKAR	Building maintenance and repair n.e.c.	488,220.66
Cote d'Ivoire	EVECHE DE YAMOUSSOUKRO	Real estate services	44,734.04
Cote d'Ivoire	FRATERNITE MATIN	Tradesman's services, other	53,456.14
Cote d'Ivoire	GECI	Real estate services	50,438.64
Cote d'Ivoire	GOLF HOTEL	Hotel industry	32,454.55
Cote d'Ivoire	GRAPHICOLOR	Printing services	34,651.72
Cote d'Ivoire	GSB ( GROUPE SERVICE BATIMENT)	Waste disposal	76,283.31
Cote d'Ivoire	ICSA	Real estate services	960,000.00
Cote d'Ivoire	IMS - CISSE MOUSTAPHA	Tradesman's services, other	54,008.13
Cote d'Ivoire	INTERNATIONAL TECHNOLOGY	Materials handling	41,577.00
Cote d'Ivoire	IPR LOCATION	Insurance	34,741.34
Cote d'Ivoire	IPS-CNPS	Real estate services	35,870.35
Cote d'Ivoire	IVOIRE TRADING TECH	Security services	46,483.14
Cote d'Ivoire	LA LAVANDIERE	Cleaning services	93,107.82
Cote d'Ivoire	LA LAVANDIERE	Cleaning services	82,261.82
Cote d'Ivoire	LA LAVANDIERE	Cleaning services	73,730.39
Cote d'Ivoire	LA LAVANDIERE	Cleaning services	70,534.59
Cote d'Ivoire	LA LAVANDIERE	Cleaning services	67,163.50
Cote d'Ivoire	LA LAVANDIERE	Cleaning services	47,172.10
Cote d'Ivoire	LA LAVANDIERE	Training, other	77,431.09
Cote d'Ivoire	LA MAIN VERTE ENVIRONNEMENT	Tradesman's services, other	192,945.12
Cote d'Ivoire	LA MAIN VERTE ENVIRONNEMENT	Tradesman's services, other	34,061.88
Cote d'Ivoire	LA MAIN VERTE ENVIRONNEMENT	Transport engineering	41,391.66
Cote d'Ivoire	LA MAIN VERTE ENVIRONNEMENT	Transport engineering	36,274.76
Cote d'Ivoire	LA MAIN VERTE ENVIRONNEMENT	Transport engineering	35,247.68
Cote d'Ivoire	LA MAIN VERTE ENVIRONNEMENT	Transport engineering	34,064.04
Cote d'Ivoire	LASSIRE DECHETS SERVICES	Waste disposal	115,385.77
Cote d'Ivoire	LAVEGARDE	Security services	84,915.93
Cote d'Ivoire	LAVEGARDE	Security services	42,907.80
Cote d'Ivoire	LAVEGARDE	Security services	42,457.97
Cote d'Ivoire	LES CENTAURES ROUTIERS	Land transport, general	300,000.00
Cote d'Ivoire	LOSS CONTROL	Security services	580,216.88
Cote d'Ivoire	LOSS CONTROL	Security services	123,574.45
Cote d'Ivoire	MADINGO SARL	Marketing	198,156.84
Cote d'Ivoire	MADINGO SARL	Marketing	61,035.10
Cote d'Ivoire	Meroueh Reda	Real estate services	54,702.29
Cote d'Ivoire	Mme Beniakrou Eugénie Chantal	Real estate services	103,432.16
Cote d'Ivoire	MONSIEUR DIABY INZA	Real estate services	68,260.81
Cote d'Ivoire	MTN	Data transmission	110,176.40
Cote d'Ivoire	MTN	Telephone services	280,237.12
Cote d'Ivoire	MTN	Training, other	201,919.04
Cote d'Ivoire	MULTI STAR	Cleaning services	202,067.78
Cote d'Ivoire	MULTI STAR	Laundry services	245,232.71
Cote d'Ivoire	MULTI STAR	Laundry services	87,882.36
Cote d'Ivoire	MULTI STAR	Tradesman's services, other	98,400.98
Cote d'Ivoire	MULTI STAR	Training, other	213,584.55
Cote d'Ivoire	MULTI STAR	Waste disposal	580,537.76
Cote d'Ivoire	News & Technology SARL	Electricity distribution	171,376.00
Cote d'Ivoire	N'SA HOTEL	Hotel industry	36,739.33
Cote d'Ivoire	Prestimex CI	Tradesman's services, other	48,803.41
Cote d'Ivoire	SAKHIRO ENTREPRISES	Training, other	311,790.36
Cote d'Ivoire	SCI DE LA RIVIERA	Real estate services	280,237.12
Cote d'Ivoire	SCI LA PALME	Real estate services	52,333.29
Cote d'Ivoire	SCI ROBERTSON	Real estate services	720,000.00
Cote d'Ivoire	SCI ROBERTSON	Real estate services	300,000.00
Cote d'Ivoire	SOCIETE AFRICAINE DE FORAGES HYDRAULIQUES ( SOAFH)	Hydraulic structures	62,806.32

## Major contracts for services and works by UN organization

AGENCY			Contract Value
Location of Supplier	Name of Contractor	Description of Services	USD
<b>UNPD continued</b>			
Cote d'Ivoire	SOCIETE CIVIL IMMOBILIERE "AVENIR"	Real estate services	560,474.24
Cote d'Ivoire	SOCIETE IVOIRENNE D' ASSISTANCE ET DE MAINTENANCE D' AVIATION ("SIAMA")	Maintenance and repair services	70,000.00
Cote d'Ivoire	SOCIETE IVOIRENNE D' ASSISTANCE ET DE MAINTENANCE D' AVIATION ("SIAMA")	Office equipment leasing and rentals	250,000.00
Cote d'Ivoire	SOCOPAG	Real estate services	374,396.79
Cote d'Ivoire	SOGAFER	Security services	539,260.39
Cote d'Ivoire	SOGAFER	Security services	114,851.55
Cote d'Ivoire	SOGAFER	Security services	61,858.76
Cote d'Ivoire	SOGAFER	Security services	31,257.07
Cote d'Ivoire	SOGAFER	Security services	30,929.38
Cote d'Ivoire	TOTAL COTE D'IVOIRE	Maintenance and repair services	30,287.86
Cote d'Ivoire	TOTAL COTE D'IVOIRE	Office equipment leasing and rentals	2,340,645.49
Cote d'Ivoire	TOTAL COTE D'IVOIRE	Office equipment leasing and rentals	1,922,269.25
Cote d'Ivoire	VAGNY-LAB	Water resource planning	32,086.86
Cote d'Ivoire	VIGASSISTANCE	Security services	539,715.47
Cote d'Ivoire	VIGASSISTANCE	Security services	114,948.47
Cyprus	A. TSOULFTAS AND SONS LTD	Waste disposal	295,355.82
Cyprus	A. TSOULFTAS AND SONS LTD	Waste disposal	77,220.08
Cyprus	BP EASTERN MEDITERRANEAN LTD.	Machinery, electrical equipment and vehicles maintenance and repair	79,680.00
Cyprus	CYPRUS TELECOMMUNICATIONS AUTHORITY (CYTA)	Telephone services	84,888.06
Cyprus	CYPRUS TELECOMMUNICATIONS AUTHORITY (CYTA)	Telephone services	36,380.60
Cyprus	DIGKRAN OUZOUNIAN & CO. LTD	Machinery, electrical equipment and vehicles maintenance and repair	43,532.34
Cyprus	G & M FRANTZI LTD	Machinery, electrical equipment and vehicles maintenance and repair	50,995.02
Cyprus	G4S SECURE SOLUTIONS (CYPRUS) LIMITED	Security installations maintenance and repair	73,114.93
Cyprus	HABITAT CONSTRUCTION LTD	Maintenance and repair services	59,354.75
Cyprus	HART SECURITY LIMITED	Training, other	1,182,771.50
Cyprus	Joint Venture, Astra Self Drive Cars Public Ltd & Petsas & Sons Public Ltd	Vehicle rental	1,134,795.48
Cyprus	Joint Venture, Astra Self Drive Cars Public Ltd & Petsas & Sons Public Ltd	Vehicle rental	428,703.98
Cyprus	KAYAS CONSTRUCTION LTD.	Construction services, n.e.c.	307,631.00
Cyprus	LAGROME TRADING LTD.	Machinery, electrical equipment and vehicles maintenance and repair	34,002.59
Cyprus	N. BASMAN VE OGULLARI LTD.	Machinery, electrical equipment and vehicles maintenance and repair	91,808.70
Cyprus	NECIP TOZUN	Laundry services	124,378.11
Cyprus	NECIP TOZUN	Laundry services	40,155.44
Cyprus	NECIP TOZUN	Laundry services	32,577.43
Cyprus	One Net Limited	Satellite communications	73,295.00
Cyprus	PETROLINA (HOLDINGS) LTD.	Machinery, electrical equipment and vehicles maintenance and repair	363,184.08
Cyprus	PETROLINA (HOLDINGS) LTD.	Machinery, electrical equipment and vehicles maintenance and repair	140,547.26
Cyprus	VICTOIRE INSURANCE AGENCIES LIMITED	Insurance	30,835.26
Democratic Republic of the Congo	AGENCE MARITIME INTERNATIONALE DU CONGO "AMICONGO"	Real estate services	42,000.00
Democratic Republic of the Congo	ASBL "ASSOCIATION DES PERES BARNABITES"	Real estate services	42,000.00
Democratic Republic of the Congo	BANQUE COMMERCIALE DU CONGO "BCDC"	Real estate services	398,400.00
Democratic Republic of the Congo	BANQUE COMMERCIALE DU CONGO "BCDC"	Real estate services	105,600.00
Democratic Republic of the Congo	BERTRAND BISENGIMANA MUYANGO	Real estate services	123,750.00
Democratic Republic of the Congo	BERTRAND BISENGIMANA MUYANGO	Real estate services	75,000.00
Democratic Republic of the Congo	BRALLOY INC	Real estate services	660,000.00
Democratic Republic of the Congo	BRALLOY INC	Real estate services	380,000.00
Democratic Republic of the Congo	CIKWANANZI PIA	Real estate services	36,000.00
Democratic Republic of the Congo	COMITE DE PROTECTION DES PARCELLES DE LA POPULATION ET LEURS BIENS	Real estate services	65,280.00
Democratic Republic of the Congo	COMMUNAUTE HELLENIQUE DE BUNIA	Real estate services	48,000.00
Democratic Republic of the Congo	CONGOLAISE DES TEXTILES "COTEX"	Real estate services	584,627.27
Democratic Republic of the Congo	CONGOLAISE DES TEXTILES "COTEX"	Real estate services	398,744.04
Democratic Republic of the Congo	DELTA PROTECTION SPRL	Security services	1,911,910.00
Democratic Republic of the Congo	DELTA PROTECTION SPRL	Security services	60,060.00
Democratic Republic of the Congo	DENIS BISHOGO	Real estate services	96,000.00
Democratic Republic of the Congo	DHL INTERNATIONAL CONGO SPRL	Freight forwarding	750,000.00
Democratic Republic of the Congo	DHL INTERNATIONAL CONGO SPRL	Freight forwarding	300,000.00
Democratic Republic of the Congo	DHL INTERNATIONAL CONGO SPRL	Freight forwarding	114,245.00
Democratic Republic of the Congo	DHL INTERNATIONAL CONGO SPRL	Privileges and immunities	150,000.00
Democratic Republic of the Congo	DHL INTERNATIONAL CONGO SPRL	Privileges and immunities	30,000.00
Democratic Republic of the Congo	EDEN HOTEL	Hotel industry	30,000.00
Democratic Republic of the Congo	EDOUARD KITAMBALA AZWATA	Real estate services	57,600.00
Democratic Republic of the Congo	ELLICO	Television broadcasting	52,947.00
Democratic Republic of the Congo	ESSELEN JOSE	Real estate services	105,876.00
Democratic Republic of the Congo	ESSELEN JOSE	Real estate services	35,292.00
Democratic Republic of the Congo	ETABLISSEMENTS KIDOGE MAJAGIRA "ETS K.M."	Inland water transport	198,200.00
Democratic Republic of the Congo	ETABLISSEMENTS KIDOGE MAJAGIRA "ETS K.M."	Inland water transport	162,000.00
Democratic Republic of the Congo	ETABLISSEMENTS PLANET HOTEL	Hotel industry	43,419.50
Democratic Republic of the Congo	ETS IRENE BYAMUNGU	Rubber tyres and tubes industry	75,000.00
Democratic Republic of the Congo	ETS IRENE BYAMUNGU	Vehicle rental	45,000.00
Democratic Republic of the Congo	ETS IRENE BYAMUNGU	Waste disposal	72,000.00
Democratic Republic of the Congo	ETS IRENE BYAMUNGU	Waste disposal	34,800.00
Democratic Republic of the Congo	FNMA	Real estate services	127,500.00
Democratic Republic of the Congo	FNMA	Real estate services	70,000.00
Democratic Republic of the Congo	HOTEL CHEZ BELLE VIE (SUMIR SPRL)	Hotel industry	176,280.00
Democratic Republic of the Congo	HOTEL CHEZ BELLE VIE (SUMIR SPRL)	Hotel industry	165,000.00
Democratic Republic of the Congo	HOTEL CHEZ BELLE VIE (SUMIR SPRL)	Hotel industry	104,160.00
Democratic Republic of the Congo	HOTEL DU CENTRE	Hotel industry	43,174.00
Democratic Republic of the Congo	HOTEL DU CENTRE	Hotel industry	36,826.00
Democratic Republic of the Congo	HOTEL ORDHID'S SAFARI	Real estate services	40,500.00
Democratic Republic of the Congo	ITA _WORKPOWER SPRL	Waste disposal	45,000.00
Democratic Republic of the Congo	KIS-SERVICES "C.G.I.C"	Waste disposal	48,000.00
Democratic Republic of the Congo	KK SECURITY CONGO SPRL	Security services	2,438,514.00
Democratic Republic of the Congo	KK SECURITY CONGO SPRL	Security services	1,397,400.00
Democratic Republic of the Congo	LA JOIE PLAZZA HOTEL	Hotel industry	85,743.50
Democratic Republic of the Congo	La Succession Habou Coulibaly	Real estate services	60,000.00
Democratic Republic of the Congo	LA TEMPETE DES TROPIQUES	Publishing services	30,000.00
Democratic Republic of the Congo	L'ASSOCIATION DES PERES CITERCIENS	Real estate services	60,000.00
Democratic Republic of the Congo	LE DIOCESE DE GOMA	Real estate services	120,000.00
Democratic Republic of the Congo	LE PHARE	Publishing services	30,000.00
Democratic Republic of the Congo	MAMBOLEO MUGHUBA	Real estate services	45,000.00
Democratic Republic of the Congo	Mme LUBALA NAMAVU JEANNETTE	Real estate services	54,000.00
Democratic Republic of the Congo	Mme LUBALA NAMAVU JEANNETTE	Real estate services	36,000.00
Democratic Republic of the Congo	Mr Jacob Adjua Odru Leguma	Real estate services	60,000.00
Democratic Republic of the Congo	MR MWAMI KALINDA NDANDU	Real estate services	61,109.76
Democratic Republic of the Congo	MR. ANTOINE MUSANGANYA LUBONGERA	Real estate services	96,000.00
Democratic Republic of the Congo	MR. BASHIMBE CHIZA MUKE	Real estate services	38,400.00
Democratic Republic of the Congo	MR. DARIO GIA BATTA	Real estate services	46,800.00
Democratic Republic of the Congo	MR. JUSTIN MUSANGANYA KALAMO	Real estate services	42,000.00
Democratic Republic of the Congo	Mr. Tshiaba Mudikolele Elie (Lessor)	Real estate services	33,600.00
Democratic Republic of the Congo	MR. VICTOR NGEZAYO	Real estate services	76,500.00
Democratic Republic of the Congo	MR. VICTOR NGEZAYO	Real estate services	72,000.00
Democratic Republic of the Congo	MR. VICTOR NGEZAYO	Real estate services	40,000.00
Democratic Republic of the Congo	MR. YUMA BIABA	Real estate services	36,000.00
Democratic Republic of the Congo	MR.CHARLES NYUNDA MULINGANYA	Real estate services	129,000.00
Democratic Republic of the Congo	Ntagahwa Mirenga Panda	Waste disposal	62,400.00
Democratic Republic of the Congo	Ntagahwa Mirenga Panda	Waste disposal	33,600.00
Democratic Republic of the Congo	OFFICE DES ROUTES,DIRTECTION PROVINCIALE -SUD KIVU	Real estate services	96,600.00
Democratic Republic of the Congo	OFFICE DES ROUTES,DIRTECTION PROVINCIALE -SUD KIVU	Real estate services	60,000.00
Democratic Republic of the Congo	PIERRE LUMBI OKONGO	General building equipment rental and lease	72,000.00
Democratic Republic of the Congo	PRESSING ABEER 2000	Laundry services	34,855.00
Democratic Republic of the Congo	RANDY MOTORS	Machinery, electrical equipment and vehicles maintenance and repair	150,000.00



## Major contracts for services and works by UN organization

AGENCY			Contract Value
Location of Supplier	Name of Contractor	Description of Services	USD
<b>UNDP continued</b>			
Democratic Republic of the Congo	RANDY MOTORS	Machinery, electrical equipment and vehicles maintenance and repair	100,000.00
Democratic Republic of the Congo	REGIE DES VOIES AERIENNES	Air navigation services	240,000.00
Democratic Republic of the Congo	REGIE DES VOIES AERIENNES	Air navigation services	240,000.00
Democratic Republic of the Congo	REGIE DES VOIES AERIENNES	Air navigation services	240,000.00
Democratic Republic of the Congo	SANI-BEAUTE	Building maintenance and repair n.e.c.	40,000.00
Democratic Republic of the Congo	SANI-BEAUTE	Waste disposal	72,000.00
Democratic Republic of the Congo	SANI-BEAUTE	Waste disposal	39,000.00
Democratic Republic of the Congo	SANI-BEAUTE	Waste disposal	36,000.00
Democratic Republic of the Congo	SCTP Sarl (SOCIETE COMMERCIALE DES TRANSPORTS ET DES PORTS)	Real estate services	94,478.40
Democratic Republic of the Congo	SDV-AGETRAF	Freight forwarding	2,500,000.00
Democratic Republic of the Congo	SDV-AGETRAF	Freight forwarding	2,300,000.00
Democratic Republic of the Congo	SDV-AGETRAF	Freight forwarding	1,000,000.00
Democratic Republic of the Congo	SDV-AGETRAF	Freight forwarding	985,606.75
Democratic Republic of the Congo	SDV-AGETRAF	Freight forwarding	136,679.40
Democratic Republic of the Congo	SOCIETE D' EXPLOITATION AGRICOLE ET COMMERCIALE (SEAC)	Waste disposal	30,240.00
Democratic Republic of the Congo	SOCIETE D' EXPLOITATION AGRICOLE ET COMMERCIALE (SEAC)	Waste disposal	30,240.00
Democratic Republic of the Congo	SUCCESSION PRIGOGINE	Real estate services	345,000.00
Democratic Republic of the Congo	SUCCESSION PRIGOGINE	Real estate services	75,000.00
Democratic Republic of the Congo	SUCCESSION ALPHONSINE LIMBAYA	Real estate services	30,000.00
Democratic Republic of the Congo	TOLINKI (TOLERIE INDUSTRIELLE DU KIVU)	Real estate services	68,400.00
Democratic Republic of the Congo	TRANSPORT FLUVIAL ET COMMERCE (TFCE)	Inland water transport	204,600.00
Democratic Republic of the Congo	TRANSPORT FLUVIAL ET COMMERCE (TFCE)	Inland water transport	52,900.00
Democratic Republic of the Congo	TRANSPORT FLUVIAL ET COMMERCE (TFCE)	Inland water transport	52,500.00
Democratic Republic of the Congo	TSONGO KASEREKA	Real estate services	63,000.00
Democratic Republic of the Congo	UNION IMMOBILIERE DU CONGO "UIC"	Real estate services	508,800.00
Democratic Republic of the Congo	UTEXAFRICA	Real estate services	485,859.74
Democratic Republic of the Congo	UTEXAFRICA	Real estate services	148,372.55
Democratic Republic of the Congo	UTEXAFRICA	Real estate services	41,746.11
Democratic Republic of the Congo	VODACOM CONGO RDC	Communications, other	41,040.00
Democratic Republic of the Congo	WATSON & FRENCH SPRL	Office maintenance and repair	126,000.00
Democratic Republic of the Congo	WATSON & FRENCH SPRL	Office maintenance and repair	116,000.00
Denmark	DAMCO INTERNATIONAL A/S	SHIPPING	215,637.81
Denmark	DAN OFFICE	Freight forwarding	32,305.00
Denmark	Dan Office Ltd	Freight forwarding	89,480.00
Denmark	Dan Office Ltd	Mainframe/mini hardware installation	249,268.00
Denmark	Dan Office Ltd	Training, other	1,587,637.00
Denmark	DAN OFFICE TRADING	Telecommunication, other	31,400.00
Denmark	DANOFFICE	Data storage	30,759.00
Denmark	DANOFFICE	Freight forwarding	47,100.00
Denmark	DANOFFICE	Vendor-specific software support and maintenance	77,473.00
Denmark	DANOFFICE APS	Maintenance and repair services	49,034.00
Denmark	DANOFFICE PLC	INFORMATION TECHNOLOGY	186,546.00
Denmark	DANOFFICE PLC	OFFICE AUTOMATION SOFTWARE	722,064.00
Denmark	DANOFFICE PLC	OFFICE AUTOMATION SOFTWARE	499,409.00
Denmark	DANOFFICE PLC	OFFICE, COMPUTER AND COMMUNICATION	175,548.00
Denmark	DANOFFICE PLC	OFFICE, COMPUTER AND COMMUNICATION	146,830.00
Denmark	DSV AIR & SEA A/S	SHIPPING	156,830.11
Denmark	EMPERION A/S	Data transmission	35,234.00
Denmark	Hecksher Linieagenturer A/S	Freight forwarding	118,000.30
Denmark	Hecksher Linieagenturer A/S	Freight forwarding	99,180.00
Denmark	Hecksher Linieagenturer A/S	Freight forwarding	77,920.00
Denmark	HECKSHER LINIEAGENTURER A/S	Freight forwarding	73,945.00
Denmark	HECKSHER LINIEAGENTURER A/S	Shipping	126,687.34
Denmark	HECKSHER LINIEAGENTURER A/S	FREIGHT FORWARDING	63,340.00
Denmark	HECKSHER LINIEAGENTURER A/S	FREIGHT FORWARDING	31,850.00
Denmark	Kuehne & Nagel A/S	Freight forwarding	74,904.00
Denmark	Kuehne & Nagel A/S	Freight forwarding	66,584.95
Denmark	KUEHNE & NAGEL A/S	SHIPPING	37,904.00
Denmark	Kuehne and Nagel	Freight forwarding	162,012.31
Denmark	Kuehne and Nagel	Freight forwarding	108,125.00
Denmark	Kuehne and Nagel	Freight forwarding	84,088.00
Denmark	Kuehne and Nagel	Freight forwarding	80,275.00
Denmark	Kuehne and Nagel	Freight forwarding	64,825.00
Denmark	Kuehne and Nagel	Freight forwarding	37,545.00
Denmark	Kuehne and Nagel	Freight forwarding	33,848.23
Denmark	SCAN GLOBAL LOGISTICS (ex-MAHE FREIGHT A/S)	Freight forwarding	402,363.00
Denmark	SCAN GLOBAL LOGISTICS A/S	SHIPPING	2,352,645.26
Denmark	SCAN GLOBAL LOGISTICS A/S	SHIPPING	1,690,842.99
Denmark	SCAN GLOBAL LOGISTICS A/S	SHIPPING	1,360,771.81
Denmark	SCAN GLOBAL LOGISTICS A/S	SHIPPING	1,051,244.70
Denmark	SCAN GLOBAL LOGISTICS A/S	SHIPPING	759,241.48
Denmark	SCAN GLOBAL LOGISTICS A/S	SHIPPING	475,410.79
Denmark	SCAN GLOBAL LOGISTICS A/S	SHIPPING	396,126.88
Denmark	SCAN GLOBAL LOGISTICS A/S	SHIPPING	56,640.00
Denmark	SCAN GLOBAL LOGISTICS( PREVIOUSLY MAHE DENMARK FREIGHT)	Freight forwarding	105,465.00
Denmark	UNDP Procurement Support Office	Training, other	45,076.21
Denmark	UNDP/PSO	Training, other	33,364.00
Djibouti	DJIBOUTI PALACE KEMPINSKI	Catering services	46,507.00
Dominican Republic	CEDIMAT	Health care delivery	100,000.00
Dominican Republic	MOLINA GONZALEZ & ASOC., S.A.	Electrical installations maintenance and repair	38,219.16
Dominican Republic	NAP DEL CARIBE, INC.	Electricity distribution	98,560.00
Dominican Republic	NAP DEL CARIBE, INC.	Telecommunication, other	35,624.00
Dominican Republic	NewspaperDirect República Dominicana S.A.	Marketing	38,123.64
Dominican Republic	PARQUE CIBERNETICO SANTO DOMINGO, S.A.	Electricity distribution	50,000.00
Dominican Republic	PARQUE CIBERNETICO SANTO DOMINGO, S.A.	Maintenance and repair services	48,423.00
Dominican Republic	PARQUE CIBERNETICO SANTO DOMINGO, S.A.	Maintenance and repair services	38,812.19
Dominican Republic	PARQUE CIBERNETICO SANTO DOMINGO, S.A.	Real estate services	95,593.89
Dominican Republic	PARQUE CIBERNETICO SANTO DOMINGO, S.A.	Real estate services	46,506.08
Dominican Republic	ROMA S.A.	Vehicle rental	96,194.56
Dominican Republic	SERVAIR S.A	Airports	123,500.00
Dominican Republic	SERVAIR S.A	Airports	73,752.40
Dominican Republic	WIND TELECOM	Telecommunication, other	136,780.65
Egypt	EGYPT AIR	AIRLINE MANAGEMENT AND OPERATIONS	495,000.00
Egypt	EGYPT AIR	AIRLINE MANAGEMENT AND OPERATIONS	206,000.00
Egypt	EGYPT AIR	AIRLINE MANAGEMENT AND OPERATIONS	197,000.00
Egypt	EGYPT AIR	AIRLINE MANAGEMENT AND OPERATIONS	181,000.00
Egypt	EGYPT AIR	AIRLINE MANAGEMENT AND OPERATIONS	130,000.00
Egypt	EGYPT AIR	AIRLINE MANAGEMENT AND OPERATIONS	125,000.00
Egypt	EGYPT AIR	AIRLINE MANAGEMENT AND OPERATIONS	96,000.00
Egypt	Egyptian Multi-Service Company EGMCO	Maintenance and repair services	90,521.00
Egypt	Egyptian Multi-Service Company EGMCO	Maintenance and repair services	60,520.00
Egypt	Egyptian Multi-Service Company EGMCO	Maintenance and repair services	30,559.00
Estonia	ISTROL OU	Building maintenance and repair n.e.c.	1,746,800.00
Ethiopia	Africa Hotel (Kefyalew Tolosa)	Catering services	130,359.55
Ethiopia	Desfa Tesfaye	Real estate services	140,311.80
Ethiopia	ETHIOPIAN AIRLINES	AIRLINE MANAGEMENT AND OPERATIONS	1,654,959.71
Ethiopia	ETHIOPIAN AIRLINES	AIRLINE MANAGEMENT AND OPERATIONS	1,547,891.00
Ethiopia	ETHIOPIAN AIRLINES	AIRLINE MANAGEMENT AND OPERATIONS	1,335,488.00
Ethiopia	ETHIOPIAN AIRLINES	AIRLINE MANAGEMENT AND OPERATIONS	893,294.00
Ethiopia	ETHIOPIAN AIRLINES	AIRLINE MANAGEMENT AND OPERATIONS	431,900.00
Ethiopia	ETHIOPIAN AIRLINES	AIRLINE MANAGEMENT AND OPERATIONS	376,870.00
Ethiopia	ETHIOPIAN AIRLINES	AIRLINE MANAGEMENT AND OPERATIONS	310,096.00



## Major contracts for services and works by UN organization

AGENCY			Contract Value
Location of Supplier	Name of Contractor	Description of Services	USD
UNPD continued			
Ethiopia	ETHIOPIAN AIRLINES	AIRLINE MANAGEMENT AND OPERATIONS	238,600.00
Ethiopia	ETHIOPIAN AIRLINES	AIRLINE MANAGEMENT AND OPERATIONS	199,428.00
Ethiopia	Gidey Fikadu	Real estate services	133,630.29
Ethiopia	Kefyalew Tolossa	Real estate services	267,260.58
Ethiopia	Zemenawi Hotel, (Desta Tesfaye)	Catering services	120,705.84
Finland	INDUFOR OY	ECONOMIC ASPECTS	293,400.00
Finland	STONESOFT CORPORATION	Vendor-specific software support and maintenance	45,984.00
France	AGENCE FRANCAISE DE DEVELOPPEMENT "AFD"	Real estate services	144,000.00
France	AGENCE FRANCE-PRESSE	DATA COMMUNICATIONS SYSTEMS	73,055.00
France	CARTOR SECURITY PRINTING	PRINTING SERVICES	37,160.00
France	DAHER	SHIPPING	960,016.99
France	DAHER	SHIPPING	301,290.06
France	ECONOMAT DES ARMES	Food supply	2,167,029.44
France	E-SAT	Satellite communications	35,251.80
France	GEODIS PROJETS	Shipping	62,099.00
France	GEODIS PROJETS	SHIPPING	272,994.80
France	M. Gerhard PALME et Mme Antonine CORALLO	Real estate services	50,671.64
France	SPOT IMAGE	Office, computer and communication equipment maintenance and repair	95,066.23
France	Spot Image	Photogrammetry	209,959.79
Gabon	ETDE GABON SA	Building maintenance and repair n.e.c.	36,133.20
Germany	BARCO CONTROL ROOMS GMBH	Maintenance and repair services	50,390.44
Germany	BARCO CONTROL ROOMS GMBH	Maintenance and repair services	43,632.71
Germany	FAI RENT-A-JET AKTIENGESELLSCHAFT	AIRLINE MANAGEMENT AND OPERATIONS	2,346,750.00
Germany	FAI RENT-A-JET AKTIENGESELLSCHAFT	AIRLINE MANAGEMENT AND OPERATIONS	2,000,000.00
Germany	FAI RENT-A-JET AKTIENGESELLSCHAFT	AIRLINE MANAGEMENT AND OPERATIONS	1,680,000.00
Germany	FAI RENT-A-JET AKTIENGESELLSCHAFT	AIRLINE MANAGEMENT AND OPERATIONS	1,680,000.00
Germany	FAI RENT-A-JET AKTIENGESELLSCHAFT	AIRLINE MANAGEMENT AND OPERATIONS	1,549,000.00
Germany	FAI RENT-A-JET AKTIENGESELLSCHAFT	AIRLINE MANAGEMENT AND OPERATIONS	593,200.00
Germany	FAI RENT-A-JET AKTIENGESELLSCHAFT	AIRLINE MANAGEMENT AND OPERATIONS	450,000.00
Germany	FAI RENT-A-JET AKTIENGESELLSCHAFT	AIRLINE MANAGEMENT AND OPERATIONS	394,000.00
Germany	FAI RENT-A-JET AKTIENGESELLSCHAFT	AIRLINE MANAGEMENT AND OPERATIONS	300,000.00
Germany	Fleischhacker GmbH & Co. KG	Freight forwarding	63,390.08
Germany	FLEISCHHACKER GMBH & CO. KG	Pc hardware maintenance and support	74,918.60
Germany	Liebherr-Werk Ehingen GmbH	Machinery, electrical equipment and vehicles maintenance and repair	40,155.44
Germany	Motorola Solutions UK Limited	Printing services	135,772.00
Germany	Motorola Solutions UK Limited	Radio communications	1,148,702.00
Germany	Motorola Solutions UK Limited	Radio communications	235,749.50
Germany	Motorola Solutions UK Limited	Radio communications	135,991.40
Germany	Motorola Solutions UK Limited	Radio communications	69,377.68
Germany	NOWAR SECURITY EQUIPMENT GMBH	Shipping	68,141.19
Germany	SUPREME FOODSERVICE GmBh	Catering services	6,307,222.39
Germany	SUPREME FOODSERVICE GmBh	Catering services	515,948.81
Germany	SUPREME FOODSERVICE GmBh	Catering services	247,338.00
Germany	SUPREME FOODSERVICE GmBh	Catering services	204,088.91
Germany	VALLON GMBH	Maintenance of peace and security	56,744.19
Ghana	AVIANCE GHANA LTD. (FORMERLY: AFGO)	Airports	180,000.00
Ghana	BUCK PRESS LIMITED	Data transmission	68,910.00
Greece	POLYECO S.A	Waste disposal	51,480.05
Guinea-Bissau	ASCION Lda	Waterworks/waterways and related construction work	56,626.91
Guinea-Bissau	ERCANO CONSTRUCOES	Construction services, n.e.c.	64,024.49
Guinea-Bissau	ERCANO CONSTRUCOES	Development assistance	51,486.14
Guinea-Bissau	SEABRA INDUSTRIAS & SERVICOS	Cleaning services	34,326.02
Guinea-Bissau	WEST AFRICA SEGURANCA	Security services	40,260.63
Guinea-Bissau	WEST AFRICA SEGURANCA	Security services	37,582.79
Haiti	ACCESS HAITI S.A.	Marketing	271,500.00
Haiti	ACCESS HAITI S.A.	Real estate services	62,448.00
Haiti	ACCESS HAITI S.A.	Telecommunication, other	120,336.00
Haiti	ANEUS JEAN LOUIS	Real estate services	30,000.00
Haiti	ANTOINE HOGARTH S.A.	Freight forwarding	70,276.97
Haiti	ANTOINE HOGARTH S.A.	Freight forwarding	50,000.00
Haiti	ANTOINE HOGARTH S.A.	Machinery, electrical equipment and vehicles maintenance and repair	39,900.00
Haiti	AXXIUM S.A.	Electrical installations maintenance and repair	60,384.66
Haiti	CAPITAL IMMOBILIER S. A.	Real estate services	124,147.90
Haiti	CAPITOL S.A.	Real estate services	320,967.00
Haiti	CAPITOL S.A.	Real estate services	38,500.00
Haiti	Corail S.A.	Building services	312,000.00
Haiti	Corail S.A.	Building services	195,866.56
Haiti	DIGILAB	Employment promotion and planning	78,500.00
Haiti	DIGILAB	Telecommunication, other	570,588.00
Haiti	EDOUARD MOSCOSSO	Real estate services	36,000.00
Haiti	ENTREPRISES GABEL	Real estate services	36,000.00
Haiti	EXPRESS COMMUNICATION	Marketing	35,280.00
Haiti	EXPRESS COMMUNICATION	Telecommunication, other	63,000.00
Haiti	HAITI NETWORKING GROUP S.A. (HAINET)	Communications, other	259,200.00
Haiti	HAYTIAN TRACTOR AND EQUIPMENT Co S.A. (Haytrac)	Electricity distribution	7,264,197.72
Haiti	HAYTIAN TRACTOR AND EQUIPMENT Co S.A. (Haytrac)	Electricity distribution	1,480,000.00
Haiti	HAYTIAN TRACTOR AND EQUIPMENT Co S.A. (Haytrac)	Electricity distribution	838,353.70
Haiti	HAYTIAN TRACTOR AND EQUIPMENT Co S.A. (Haytrac)	Electricity distribution	586,668.00
Haiti	JEAN MARIE THOMAS	Real estate services	60,000.00
Haiti	JEDCO SERVICES S.A	Waste disposal	149,605.43
Haiti	JEDCO SERVICES S.A	Waste disposal	128,465.60
Haiti	LE NOUVEAU MATIN S.A.	Radio communications	62,505.00
Haiti	LEFORT JEAN LOUIS	Real estate services	36,193.80
Haiti	LES ENTREPRISES ANTOINE S.A.	Building services	99,999.96
Haiti	L'Organisation Chretienne pour le Developpement Economique et Social	Real estate services	36,000.00
Haiti	MARGARET DEGAND	Real estate services	120,000.00
Haiti	MARGARET DEGAND	Real estate services	60,000.00
Haiti	MARINETEC & CO TOWING & SALVAGE	Shipping	40,000.00
Haiti	MEDIA & COMMUNICATION (MEDIACOM)	Television broadcasting	107,180.00
Haiti	NADIA R. C. MENELAS	Building services	96,000.00
Haiti	NATCOM	Telecommunication, other	65,652.59
Haiti	NATCOM S.A	Marketing	99,408.28
Haiti	PAP SECURITY SERVICES S.A.	Security services	1,468,681.00
Haiti	RADIO HAITI INTER	Radio communications	120,000.00
Haiti	ROCHE JARDIN SERVICE	Plant protection	110,908.10
Haiti	ROCHE JARDIN SERVICE	Real estate services	92,019.92
Haiti	RONALD DELATOUR	Real estate services	81,000.00
Haiti	ROOSEVELT JACOB CHEMALY	Real estate services	72,000.00
Haiti	ROYAL COMMUNICATIONS	Communication and mass media, other	37,030.72
Haiti	SANCO ENTREPRISES S.A.	Electricity distribution	56,830.00
Haiti	SANCO ENTREPRISES S.A.	Waste disposal	424,649.67
Haiti	SANCO ENTREPRISES S.A.	Waste disposal	53,662.90
Haiti	SEILA KENNELS	Security services	147,276.36
Haiti	SEILA KENNELS	Security services	113,600.00
Haiti	SOCIÉTÉ DU RHUM BARBAN COURT	Real estate services	155,520.00
Haiti	SOCIÉTÉ DU RHUM BARBAN COURT	Real estate services	135,933.60
Haiti	SOCIÉTÉ DU RHUM BARBAN COURT	Real estate services	123,039.00
Haiti	SODEC INTERNATIONAL	Building maintenance and repair n.e.c.	70,540.52
Haiti	TECHNOMOTEUR S.A.	Electricity distribution	1,071,965.00
Haiti	TECHNOMOTEUR S.A.	Electricity distribution	104,330.27
Haiti	UNIBANK	Real estate services	212,494.50
Haiti	UNIBANK	Real estate services	89,796.34
Haiti	UNIGESTION HOLDING S.A. (Digicel Haiti)	Communications, other	34,500.00

## Major contracts for services and works by UN organization

AGENCY			Contract Value
Location of Supplier	Name of Contractor	Description of Services	USD
<b>UNPD continued</b>			
Haiti	UNIGESTION HOLDING S.A. (Digicel Haiti)	Communications, other	34,500.00
Haiti	YVES GERMAIN	Real estate services	48,000.00
India	HCL TECHNOLOGIES LTD.	COMPUTER CENTRES	601,800.00
India	HCL TECHNOLOGIES LTD.	OPERATIONS, MAINTENANCE AND SUPPORT	221,159.84
India	LEARNINGMATE SOLUTIONS PRIVATE LTD	COMPUTER RELATED SERVICES N.E.C.	90,492.50
India	Legal Craft	Software installation	70,000.00
India	SIFY SOFTWARE LIMITED	INFORMATION TECHNOLOGY	80,000.00
India	TRIGYN TECHNOLOGIES INC	Communication and mass media, other	83,667.00
India	TRIGYN TECHNOLOGIES INC	Communication and mass media, other	44,731.00
Indonesia	Poiteknik Negeri Bandung	Professional training	48,300.00
Iraq	77 CONSTRUCTION CONTRACTING AND TRADING COMPANY	Construction work and site management, buildings	229,465.00
Iraq	77 CONSTRUCTION CONTRACTING AND TRADING COMPANY	Construction work and site management, civil works	140,239.15
Iraq	77 CONSTRUCTION CONTRACTING AND TRADING COMPANY	Construction work and site management, general	74,280.00
Iraq	ABILITY WITH INNOVATION GENERAL CONTRACTING LLC	Cleaning services	139,550.40
Iraq	ABNA AL ABDULY COMPANY	Construction work and site management, buildings	179,840.00
Iraq	ABNA AL ABDULY COMPANY	Maintenance and repair services	296,483.00
Iraq	ABNA AL ABDULY COMPANY	Vehicle rental	39,150.00
Iraq	AHMED JASSIM PRESAM OFFICE	Barbering services	31,300.00
Iraq	AHMED SHOP	Building maintenance and repair n.e.c.	66,000.00
Iraq	AISG, INC	Building maintenance and repair n.e.c.	543,921.04
Iraq	AISG, INC	Electrical installations maintenance and repair	481,282.94
Iraq	AL NISR COMPANY	Vehicle rental	60,000.00
Iraq	AL NISR COMPANY	Water supply and sanitation	33,900.00
Iraq	AL SAMI GENERAL TRADE COMPANY LTD.	Construction services, n.e.c.	48,300.00
Iraq	AL SAMI GENERAL TRADE COMPANY LTD.	Construction work and site management, civil works	43,945.00
Iraq	AL SAMI GENERAL TRADE COMPANY LTD.	Construction work and site management, general	49,819.00
Iraq	AL SAMI GENERAL TRADE COMPANY LTD.	Laundry services	92,500.00
Iraq	AL SAMI GENERAL TRADE COMPANY LTD.	Maintenance and repair services	350,978.00
Iraq	AL SAMI GENERAL TRADE COMPANY LTD.	Maintenance and repair services	247,418.00
Iraq	AL SAMI GENERAL TRADE COMPANY LTD.	Maintenance and repair services	53,108.00
Iraq	AL SAMI GENERAL TRADE COMPANY LTD.	Oil and gas distribution	83,980.00
Iraq	AL SAMI GENERAL TRADE COMPANY LTD.	Special purpose equipment maintenance and repair n.e.c.	43,200.00
Iraq	AL-FADHLI COMPANY FOR GENERAL TRADING AND CONSTRUCTIONAL, MECHANICAL AND ELECTRICAL CONTRACTING	Machinery, electrical equipment and vehicles maintenance and repair	31,817.00
Iraq	ALHARITH PALACE COMPANY FOR GENERAL TRADE AND CONTRACTS	Tradesman's services, other	32,800.00
Iraq	ALMCO LIMITED	Catering services	3,440,284.00
Iraq	ALMCO LIMITED	Catering services	980,000.00
Iraq	ALMCO LIMITED	Catering services	647,463.28
Iraq	ALMCO LIMITED	Catering services	268,310.00
Iraq	ALWAND COMPANY FOR RECONSTRUCTION AND DEVELOPMENT LTD	Construction work and site management, general	712,312.50
Iraq	AREEB AL-IRAQ COMPANY FOR GENERAL TRADING AND CONTRACTING	Security services	55,000.00
Iraq	DALO CONSTRUCTION COMPANY	Building maintenance and repair n.e.c.	214,818.05
Iraq	DALO CONSTRUCTION COMPANY	Cleaning services	104,793.00
Iraq	DALO CONSTRUCTION COMPANY	Construction work and site management, civil works	409,950.00
Iraq	DALO CONSTRUCTION COMPANY	Construction work and site management, civil works	257,630.00
Iraq	DALO CONSTRUCTION COMPANY	Machinery, electrical equipment and vehicles maintenance and repair	203,228.00
Iraq	DYAKO GROUP	Electrical installations maintenance and repair	492,307.69
Iraq	DYAKO GROUP	Laundry services	47,400.00
Iraq	DYAKO GROUP	Plumbing maintenance and repair	42,735.04
Iraq	FARDOUS AL JANOUB FOR SERVICES & GENERAL TRANSPORT	Laundry services	35,046.30
Iraq	FARDOUS AL JANOUB FOR SERVICES & GENERAL TRANSPORT	Waste disposal	134,000.00
Iraq	FASTIRAQ	Data transmission	33,000.00
Iraq	QATAR IRAQI TRADING ( QIT )	Laundry services	134,265.00
Iraq	QATAR IRAQI TRADING ( QIT )	Waste disposal	190,000.00
Iraq	QATAR IRAQI TRADING ( QIT )	Waste disposal	81,500.00
Iraq	SERKA INSAAT VE TICARET A.S. (IRAQI BRANCH)	Laundry services	41,288.00
Iraq	TOIFOR GENERAL TRADING & SERVICES LTD	Waste disposal	64,625.04
Ireland	Microsoft Ireland Operational	Vendor-specific software support and maintenance	125,616.63
Ireland	Microsoft Ireland Operational	Vendor-specific software support and maintenance	66,601.65
Ireland	MMI GROUP LTD.	Freight forwarding	68,060.29
Ireland	SOLARWINDSSOFTWARE	Vendor-specific software support and maintenance	36,672.20
Israel	770- Project Management	Construction services, n.e.c.	87,000.00
Israel	770- Project Management	Construction technology, equipment and materials	368,438.45
Israel	A. DINAMIKA AHZAKOT 2002 Ltd.	Cleaning services	161,725.12
Israel	Achim 6 for Constructions Ltd.	Construction technology, equipment and materials	44,447.00
Israel	BEZEQ INTERNATIONAL LTD.	Engineering services n.e.c.	73,347.45
Israel	C.M.C COMPUTER MEDIA CENTER LTD.	Telephone services	45,418.64
Israel	CLAL INSURANCE CO	Insurance	54,566.49
Israel	DELEK -ISRAEL FUEL CORPORATION LTD.	Machinery, electrical equipment and vehicles maintenance and repair	162,101.80
Israel	Ebraheem Kamal	Tradesman's services, other	52,733.95
Israel	Eithar Insurance Agency Co. Ltd.	Insurance	48,897.14
Israel	ELBILIA HANAN LTD	Construction services, n.e.c.	199,652.34
Israel	GILAT SATCOM LTD.	Data communications systems	284,203.23
Israel	JOHN BRYCE TRAINING LTD.	Technical vocational training	52,500.00
Israel	KARAT ISRAEL LTD.	Office, computer and communication equipment maintenance and repair	33,460.11
Israel	M.S.Or Ltd.	Construction technology, equipment and materials	105,248.74
Israel	MR. KOBY ZITONI	Real estate services	61,776.00
Israel	Najeeb Zahwa & Sons	Engineering services n.e.c.	34,818.66
Israel	ODIS FILTERING LTD	Electricity distribution	205,629.20
Israel	OPHIR - MIZRAHI YOUSEF	Tradesman's services, other	68,134.79
Israel	PARTNER COMMUNICATIONS LTD.	Radio communications	60,804.29
Israel	PARTNER COMMUNICATIONS LTD.	Telephone services	60,000.00
Israel	RAMI HOVALOT LTD	Waste disposal	39,633.82
Israel	SHIN YESHUA LTD	Construction services, n.e.c.	486,979.17
Israel	Swantech	Construction technology, equipment and materials	58,000.00
Israel	YOUSEF I. MAJLATON ENGINEERING & CONTRACTING	Engineering services n.e.c.	132,229.88
Italy	APRILE SPA	Shipping	318,000.00
Italy	APRILE SPA	Shipping	227,390.00
Italy	APRILE SPA	Shipping	217,763.68
Italy	BRINDEDIL SRL	Building engineering	72,049.69
Italy	BRINDEDIL SRL	Construction services, n.e.c.	475,459.66
Italy	BRINDEDIL SRL	Engineering services n.e.c.	74,534.16
Italy	CAMER PETROLEUM EUROPA SRL	Oil and gas distribution	42,032.62
Italy	CAVED SRL	Engineering services n.e.c.	54,037.27
Italy	COELNA SPA	Construction services, n.e.c.	60,690.81
Italy	Delexport Italia S.R.L	Construction work and site management, general	393,264.25
Italy	DHL Express (Italy) Srl	Shipping	49,751.24
Italy	EMC Computer Systems Italia Spa	Wide area network (wan) maintenance and support	242,897.00
Italy	EMC Computer Systems Italia Spa	Wide area network (wan) maintenance and support	242,897.00
Italy	EMC Computer Systems Italia Spa	Wide area network (wan) maintenance and support	75,434.14
Italy	EMERSON NETWORK POWER SRL	Maintenance and repair services	30,302.60
Italy	EMERSON NETWORK POWER SRL	Office, computer and communication equipment maintenance and repair	37,426.27
Italy	ENGINEERING INGEGNERIA INFORMATICA SPA	Technical vocational training	42,399.74
Italy	ENI SPA	Oil and gas distribution	74,626.87
Italy	ERRECI SRL	Freight forwarding	32,244.36
Italy	Fagioli S.p.A.	Customs administration	60,368.00
Italy	Fagioli S.p.A.	Freight forwarding	266,400.00
Italy	Fagioli S.p.A.	Freight forwarding	220,500.00
Italy	Fagioli S.p.A.	Freight forwarding	193,200.00
Italy	Fagioli S.p.A.	Freight forwarding	136,651.00
<b>UNPD continued</b>			

## Major contracts for services and works by UN organization

AGENCY			Contract Value
Location of Supplier	Name of Contractor	Description of Services	USD
Italy	Fagioli S.p.A.	Freight forwarding	89,950.00
Italy	FAGIOLI S.P.A.	Freight forwarding	53,520.00
Italy	Fagioli S.P.A.	Freight forwarding	47,300.00
Italy	Fagioli S.p.A.	Shipping	107,100.00
Italy	FASTWEB SPA	Telephone services	57,532.05
Italy	GIUSEPPE VETRUGNO AMBIENTE SRL	Cleaning services	57,307.21
Italy	GIUSEPPE VETRUGNO AMBIENTE SRL	Waste disposal	63,161.48
Italy	GIUSEPPE VETRUGNO AMBIENTE SRL	Waste disposal	30,067.75
Italy	GORGONI SRL	Shipping	243,293.49
Italy	GORGONI SRL	Shipping	180,913.91
Italy	GORGONI SRL	Shipping	62,990.00
Italy	GORGONI SRL	Shipping	37,715.80
Italy	GORGONI SRL	Shipping	32,093.02
Italy	GORGONI SRL	Shipping	30,397.35
Italy	GORGONI SRL	SHIPPING	265,253.60
Italy	GREEN SRL	Plant protection	190,150.56
Italy	GREEN SRL	Plant protection	98,119.08
Italy	GRUPPO CADINI SRL	Building maintenance and repair n.e.c.	361,778.00
Italy	GRUPPO CADINI SRL	Laundry services	45,444.00
Italy	GRUPPO CADINI SRL	Laundry services	44,604.00
Italy	GRUPPO CADINI SRL	Security installations maintenance and repair	104,861.00
Italy	GRUPPO GORLA SPA	Cleaning services	242,248.06
Italy	GRUPPO GORLA SPA	Cleaning services	76,849.50
Italy	Helioswatt Srl	Electricity distribution	39,220.78
Italy	INTERTRADE INTERNATIONAL SERVICES	Telecommunication industry	267,067.00
Italy	INTERTRADE INTERNATIONAL SERVICES (IIS)	Catering services	44,810.46
Italy	INTERTRADE INTERNATIONAL SERVICES SRL	Pc hardware maintenance and support	65,533.21
Italy	INTERTRADE INTERNATIONAL SERVICES Srl	Printing services	32,483.73
Italy	ITALPULIZIE SRL	Cleaning services	379,901.96
Italy	J. A. S. SPA Forwarding Worldwide	Freight forwarding	75,966.00
Italy	J. A. S. SPA Forwarding Worldwide	Freight forwarding	45,310.00
Italy	J. A. S. SPA Forwarding Worldwide	Freight forwarding	44,738.00
Italy	J.A.S. - S.P.A. FORWARDING WORLDWIDE	FREIGHT FORWARDING	48,720.00
Italy	J.A.S. - S.P.A. FORWARDING WORLDWIDE	FREIGHT FORWARDING	36,000.00
Italy	J.A.S. - S.P.A. FORWARDING WORLDWIDE	SHIPPING	871,266.04
Italy	J.A.S. - S.P.A. FORWARDING WORLDWIDE	SHIPPING	799,381.56
Italy	JAS FORWARDING WORLDWIDE S.p.A	Freight forwarding	74,840.64
Italy	JAS FORWARDING WORLDWIDE S.p.A	Freight forwarding	63,745.00
Italy	JAS FORWARDING WORLDWIDE SPA	Freight forwarding	645,750.00
Italy	JAS FORWARDING WORLDWIDE SPA	Freight forwarding	384,300.00
Italy	JAS FORWARDING WORLDWIDE SPA	Freight forwarding	103,700.00
Italy	JAS FORWARDING WORLDWIDE SPA	Freight forwarding	83,842.50
Italy	JAS FORWARDING WORLDWIDE SPA	Freight forwarding	77,600.00
Italy	JAS FORWARDING WORLDWIDE SPA	Freight forwarding	66,330.00
Italy	JAS FORWARDING WORLDWIDE SPA	Freight forwarding	61,000.00
Italy	JAS FORWARDING WORLDWIDE SPA	Freight forwarding	53,389.64
Italy	JAS FORWARDING WORLDWIDE SPA	Freight forwarding	50,198.76
Italy	JAS FORWARDING WORLDWIDE SPA	Freight forwarding	44,021.12
Italy	JAS FORWARDING WORLDWIDE SPA	Office equipment leasing and rentals	46,936.42
Italy	JAS FORWARDING WORLDWIDE SPA	Shipping	33,795.00
Italy	JAS JET AIR SERVICE SPA	Shipping	64,950.00
Italy	JAS- Jet Air Services S.p.A	Shipping	34,167.00
Italy	JAS- Jet Air Services S.p.A	Shipping	30,177.00
Italy	JAS S.p.A - Forwarding Worldwide	Freight forwarding	109,280.00
Italy	JAS S.p.A - Forwarding Worldwide	Freight forwarding	95,070.00
Italy	JAS S.p.A - Forwarding Worldwide	Freight forwarding	55,386.00
Italy	JAS S.p.A - Forwarding Worldwide	Freight forwarding	38,470.00
Italy	JAS S.p.A - Forwarding Worldwide	Freight forwarding	35,780.00
Italy	JAS S.P.A FORWARDING WORLDWIDE	Freight forwarding	112,112.00
Italy	JAS S.P.A FORWARDING WORLDWIDE	Freight forwarding	57,930.00
Italy	JAS S.P.A FORWARDING WORLDWIDE	Freight forwarding	53,660.00
Italy	JAS S.P.A FORWARDING WORLDWIDE	Freight forwarding	33,628.00
Italy	JAS S.P.A FORWARDING WORLDWIDE	Freight forwarding	31,745.00
Italy	JUMBO SRL	Construction services. n.e.c.	37,765.56
Italy	MAGNA GRECIA COSTRUZIONI DI CERVELLERA ANTONIA	Building engineering	223,602.48
Italy	MAGNA GRECIA COSTRUZIONI DI CERVELLERA ANTONIA	Building engineering	65,000.00
Italy	MASTERMAR SPEDIZIONI E CONTROLLI INTERNAZ. SRL	Shipping	124,485.00
Italy	MASTERMAR SPEDIZIONI E CONTROLLI INTERNAZ. SRL	Shipping	88,900.00
Italy	MASTERMAR SPEDIZIONI E CONTROLLI INTERNAZ. SRL	Shipping	51,000.00
Italy	MELORIO IMPIANTISTICA S.R.L.	Building services	126,320.19
Italy	MELORIO IMPIANTISTICA S.R.L.	General building maintenance and repair n.e.c.	32,175.03
Italy	NEW STAR SRL	General building maintenance and repair n.e.c.	74,534.16
Italy	NEW STAR SRL	General building maintenance and repair n.e.c.	39,840.64
Italy	PAOLO SCERNI S.R.L. (former S.P.A.)	Shipping	58,441.56
Italy	PRAS TECNICA EDILIZIA SRL	Engineering design	598,200.00
Italy	PRES SRL	Technical vocational training	73,766.23
Italy	R.A. COSTRUZIONI SRL	Building engineering	54,037.27
Italy	SDV ITALIA SPA	Shipping	192,788.07
Italy	SICURA SAS DI M. BOVE & C. (Cattolica Assicurazioni)	Insurance	51,123.23
Italy	SOVAD SRL	Maintenance and repair services	32,978.13
Italy	TI AUTO S.R.L. - Concessionaria Toyota (BR)	Maintenance and repair services	31,094.53
Italy	TRACTEBEL ENGINEERING SPA	Building engineering	74,534.16
Italy	UNITED NATIONS SYSTEM STAFF COLLEGE	Non-formal adult education	240,000.00
Italy	VECCARI S.R.L.	Building services	49,264.71
Italy	VODAFONE OMNITEL N.V.	Telephone services	74,626.87
Italy	VODAFONE OMNITEL N.V.	Telephone services	46,916.89
Italy	VODAFONE OMNITEL N.V.	Telephone services	45,871.56
Italy	WIND TELECOMUNICAZIONI S.P.A.	Data transmission	158,117.65
Italy	WIND TELECOMUNICAZIONI S.P.A.	Telephone services	241,808.65
Italy	WIND TELECOMUNICAZIONI S.P.A.	Telephone services	112,104.48
Italy	WIND TELECOMUNICAZIONI S.p.A.	Telephone services	87,286.82
Italy	WIND TELECOMUNICAZIONI S.P.A.	Telephone services	31,094.53
Italy	WIND TELECOMUNICAZIONI S.P.A.	Training, other	105,970.86
Japan	NIKKO ASSET MANAGEMENT CO. LTD.	FINANCIAL SERVICES AND INSURANCE	1,117,295.00
Japan	NIKKO ASSET MANAGEMENT CO. LTD.	FINANCIAL SERVICES AND INSURANCE	372,501.00
Japan	Toyota Motor Corporation	Maintenance and repair services	30,323.59
Jordan	AHMAD AWAD ABD AL-HALIM AL-HUSSEIN	Construction work and site management, general	169,401.13
Jordan	AHMAD AWAD ABD AL-HALIM AL-HUSSEIN	Real estate services	115,762.50
Jordan	GLOBAL SHIELD FOR TRADE & SECURITY	Security services	196,207.63
Jordan	JORDAN AVIATION	AIRLINE MANAGEMENT AND OPERATIONS	4,247,028.00
Jordan	JORDAN AVIATION	AIRLINE MANAGEMENT AND OPERATIONS	3,654,510.00
Jordan	JORDAN AVIATION	AIRLINE MANAGEMENT AND OPERATIONS	3,473,220.00
Jordan	JORDAN AVIATION	AIRLINE MANAGEMENT AND OPERATIONS	3,357,210.00
Jordan	JORDAN AVIATION	AIRLINE MANAGEMENT AND OPERATIONS	3,247,230.00
Jordan	JORDAN AVIATION	AIRLINE MANAGEMENT AND OPERATIONS	2,703,630.00
Jordan	JORDAN AVIATION	AIRLINE MANAGEMENT AND OPERATIONS	2,613,280.00
Jordan	JORDAN AVIATION	AIRLINE MANAGEMENT AND OPERATIONS	2,537,310.00
Jordan	JORDAN AVIATION	AIRLINE MANAGEMENT AND OPERATIONS	2,467,110.00
Jordan	JORDAN AVIATION	AIRLINE MANAGEMENT AND OPERATIONS	2,114,700.00
Jordan	JORDAN AVIATION	AIRLINE MANAGEMENT AND OPERATIONS	2,087,220.00
Jordan	JORDAN AVIATION	AIRLINE MANAGEMENT AND OPERATIONS	1,973,100.00
Jordan	JORDAN AVIATION	AIRLINE MANAGEMENT AND OPERATIONS	1,971,060.00
Jordan	JORDAN AVIATION	AIRLINE MANAGEMENT AND OPERATIONS	1,907,220.00

UNPD continued

## Major contracts for services and works by UN organization

AGENCY	Location of Supplier	Name of Contractor	Description of Services	Contract Value USD
Jordan	JORDAN AVIATION	JORDAN AVIATION	AIRLINE MANAGEMENT AND OPERATIONS	1,873,200.00
Jordan	JORDAN AVIATION	JORDAN AVIATION	AIRLINE MANAGEMENT AND OPERATIONS	1,467,210.00
Jordan	JORDAN AVIATION	JORDAN AVIATION	AIRLINE MANAGEMENT AND OPERATIONS	1,434,906.00
Jordan	JORDAN AVIATION	JORDAN AVIATION	AIRLINE MANAGEMENT AND OPERATIONS	1,297,200.00
Jordan	JORDAN AVIATION	JORDAN AVIATION	AIRLINE MANAGEMENT AND OPERATIONS	1,274,700.00
Jordan	JORDAN AVIATION	JORDAN AVIATION	AIRLINE MANAGEMENT AND OPERATIONS	1,267,230.00
Jordan	JORDAN AVIATION	JORDAN AVIATION	AIRLINE MANAGEMENT AND OPERATIONS	1,213,710.00
Jordan	JORDAN AVIATION	JORDAN AVIATION	AIRLINE MANAGEMENT AND OPERATIONS	1,155,120.00
Jordan	JORDAN AVIATION	JORDAN AVIATION	AIRLINE MANAGEMENT AND OPERATIONS	1,034,610.00
Jordan	JORDAN AVIATION	JORDAN AVIATION	AIRLINE MANAGEMENT AND OPERATIONS	1,009,740.00
Jordan	JORDAN AVIATION	JORDAN AVIATION	AIRLINE MANAGEMENT AND OPERATIONS	980,008.00
Jordan	JORDAN AVIATION	JORDAN AVIATION	AIRLINE MANAGEMENT AND OPERATIONS	917,310.00
Jordan	JORDAN AVIATION	JORDAN AVIATION	AIRLINE MANAGEMENT AND OPERATIONS	873,210.00
Jordan	JORDAN AVIATION	JORDAN AVIATION	AIRLINE MANAGEMENT AND OPERATIONS	873,210.00
Jordan	JORDAN AVIATION	JORDAN AVIATION	AIRLINE MANAGEMENT AND OPERATIONS	827,310.00
Jordan	JORDAN AVIATION	JORDAN AVIATION	AIRLINE MANAGEMENT AND OPERATIONS	807,230.00
Jordan	JORDAN AVIATION	JORDAN AVIATION	AIRLINE MANAGEMENT AND OPERATIONS	785,190.00
Jordan	JORDAN AVIATION	JORDAN AVIATION	AIRLINE MANAGEMENT AND OPERATIONS	767,100.00
Jordan	JORDAN AVIATION	JORDAN AVIATION	AIRLINE MANAGEMENT AND OPERATIONS	707,610.00
Jordan	JORDAN AVIATION	JORDAN AVIATION	AIRLINE MANAGEMENT AND OPERATIONS	707,600.00
Jordan	JORDAN AVIATION	JORDAN AVIATION	AIRLINE MANAGEMENT AND OPERATIONS	637,410.00
Jordan	JORDAN AVIATION	JORDAN AVIATION	AIRLINE MANAGEMENT AND OPERATIONS	637,230.00
Jordan	JORDAN AVIATION	JORDAN AVIATION	AIRLINE MANAGEMENT AND OPERATIONS	587,100.00
Jordan	JORDAN AVIATION	JORDAN AVIATION	AIRLINE MANAGEMENT AND OPERATIONS	578,100.00
Jordan	JORDAN AVIATION	JORDAN AVIATION	AIRLINE MANAGEMENT AND OPERATIONS	495,060.00
Jordan	JORDAN AVIATION	JORDAN AVIATION	AIRLINE MANAGEMENT AND OPERATIONS	476,310.00
Jordan	JORDAN AVIATION	JORDAN AVIATION	AIRLINE MANAGEMENT AND OPERATIONS	447,510.00
Jordan	JORDAN AVIATION	JORDAN AVIATION	AIRLINE MANAGEMENT AND OPERATIONS	387,750.00
Jordan	JORDAN AVIATION	JORDAN AVIATION	AIRLINE MANAGEMENT AND OPERATIONS	367,410.00
Jordan	JORDAN AVIATION	JORDAN AVIATION	AIRLINE MANAGEMENT AND OPERATIONS	247,620.00
Jordan	JORDAN AVIATION	JORDAN AVIATION	AIRLINE MANAGEMENT AND OPERATIONS	197,310.00
Jordan	JORDAN AVIATION	JORDAN AVIATION	AIRLINE MANAGEMENT AND OPERATIONS	174,660.00
Jordan	ROYAL JORDANIAN AIRLINE	ROYAL JORDANIAN AIRLINE	AIRLINE MANAGEMENT AND OPERATIONS	343,784.00
Jordan	ROYAL JORDANIAN AIRLINE	ROYAL JORDANIAN AIRLINE	AIRLINE MANAGEMENT AND OPERATIONS	142,596.00
Jordan	ROYAL WINGS	ROYAL WINGS	Airports	220,000.00
Jordan	W. COM INTERNATIONAL CO. W. L.L.	W. COM INTERNATIONAL CO. W. L.L.	Satellite communications	66,130.00
Kenya	AFRICA EXPEDITIONS LTD	AFRICA EXPEDITIONS LTD	Catering services	241,468.64
Kenya	AFRICA EXPEDITIONS LTD	AFRICA EXPEDITIONS LTD	Catering services	204,494.40
Kenya	AFRICA EXPEDITIONS LTD	AFRICA EXPEDITIONS LTD	Catering services	139,921.66
Kenya	AFRICA EXPEDITIONS LTD	AFRICA EXPEDITIONS LTD	Catering services	63,279.86
Kenya	AFRICA EXPEDITIONS LTD	AFRICA EXPEDITIONS LTD	Catering services	61,579.80
Kenya	AFRICA EXPEDITIONS LTD	AFRICA EXPEDITIONS LTD	Satellite communications	343,715.84
Kenya	AFRICA EXPEDITIONS LTD	AFRICA EXPEDITIONS LTD	Satellite communications	207,334.60
Kenya	African Medical & Research Foundation (AMREF)	African Medical & Research Foundation (AMREF)	Airline management and operations	597,600.00
Kenya	African Medical & Research Foundation (AMREF)	African Medical & Research Foundation (AMREF)	Airline management and operations	368,520.00
Kenya	AGH KHAN HEALTH SERVICE KENYA t/a AGA KHAN UNIVERSITY HOSPITAL NAIROBI	AGH KHAN HEALTH SERVICE KENYA t/a AGA KHAN UNIVERSITY HOSPITAL NAIROBI	Health care delivery	216,023.74
Kenya	AGH KHAN HEALTH SERVICE KENYA t/a AGA KHAN UNIVERSITY HOSPITAL NAIROBI	AGH KHAN HEALTH SERVICE KENYA t/a AGA KHAN UNIVERSITY HOSPITAL NAIROBI	Health care delivery	130,563.80
Kenya	Aircraft Contracts Kenya Ltd	Aircraft Contracts Kenya Ltd	Real estate services	103,928.24
Kenya	Aircraft Contracts Kenya Ltd	Aircraft Contracts Kenya Ltd	Real estate services	31,646.16
Kenya	Allied Wharfage Limited	Allied Wharfage Limited	Legal specialisms	1,468,020.00
Kenya	Allied Wharfage Limited	Allied Wharfage Limited	Materials handling	110,710.50
Kenya	Alpha Logistics Services (EPZ) Ltd	Alpha Logistics Services (EPZ) Ltd	Construction services, n.e.c.	1,104,718.00
Kenya	Alpha Logistics Services (EPZ) Ltd	Alpha Logistics Services (EPZ) Ltd	Construction work and site management, buildings	500,000.00
Kenya	Alpha Logistics Services (EPZ) Ltd	Alpha Logistics Services (EPZ) Ltd	Construction work and site management, buildings	500,000.00
Kenya	Alpha Logistics Services (EPZ) Ltd	Alpha Logistics Services (EPZ) Ltd	Construction work and site management, civil works	896,253.24
Kenya	Alpha Logistics Services (EPZ) Ltd	Alpha Logistics Services (EPZ) Ltd	Construction work and site management, civil works	556,800.83
Kenya	Alpha Logistics Services (EPZ) Ltd	Alpha Logistics Services (EPZ) Ltd	Construction work and site management, civil works	340,555.29
Kenya	Alpha Logistics Services (EPZ) Ltd	Alpha Logistics Services (EPZ) Ltd	Construction work and site management, general	533,800.14
Kenya	Alpha Logistics Services (EPZ) Ltd	Alpha Logistics Services (EPZ) Ltd	Construction work and site management, general	468,000.00
Kenya	Alpha Logistics Services (EPZ) Ltd	Alpha Logistics Services (EPZ) Ltd	Construction work and site management, general	433,320.00
Kenya	Alpha Logistics Services (EPZ) Ltd	Alpha Logistics Services (EPZ) Ltd	Construction work and site management, general	400,000.00
Kenya	Alpha Logistics Services (EPZ) Ltd	Alpha Logistics Services (EPZ) Ltd	Construction work and site management, general	258,540.00
Kenya	Alpha Logistics Services (EPZ) Ltd	Alpha Logistics Services (EPZ) Ltd	Construction work and site management, general	240,000.00
Kenya	Alpha Logistics Services (EPZ) Ltd	Alpha Logistics Services (EPZ) Ltd	Construction work and site management, general	210,000.00
Kenya	Alpha Logistics Services (EPZ) Ltd	Alpha Logistics Services (EPZ) Ltd	Construction work and site management, general	199,999.94
Kenya	Alpha Logistics Services (EPZ) Ltd	Alpha Logistics Services (EPZ) Ltd	Construction work and site management, general	134,766.00
Kenya	Alpha Logistics Services (EPZ) Ltd	Alpha Logistics Services (EPZ) Ltd	Construction work and site management, general	95,000.00
Kenya	Alpha Logistics Services (EPZ) Ltd	Alpha Logistics Services (EPZ) Ltd	Construction work and site management, general	72,159.19
Kenya	Alpha Logistics Services (EPZ) Ltd	Alpha Logistics Services (EPZ) Ltd	Construction work and site management, general	70,000.00
Kenya	Alpha Logistics Services (EPZ) Ltd	Alpha Logistics Services (EPZ) Ltd	Construction work and site management, general	68,930.82
Kenya	Alpha Logistics Services (EPZ) Ltd	Alpha Logistics Services (EPZ) Ltd	Construction work and site management, general	30,463.84
Kenya	Alpha Logistics Services (EPZ) Ltd	Alpha Logistics Services (EPZ) Ltd	Freight forwarding	953,850.00
Kenya	Alpha Logistics Services (EPZ) Ltd	Alpha Logistics Services (EPZ) Ltd	Freight forwarding	917,650.00
Kenya	Alpha Logistics Services (EPZ) Ltd	Alpha Logistics Services (EPZ) Ltd	Freight forwarding	127,800.00
Kenya	Alpha Logistics Services (EPZ) Ltd	Alpha Logistics Services (EPZ) Ltd	Freight forwarding	102,509.80
Kenya	Alpha Logistics Services (EPZ) Ltd	Alpha Logistics Services (EPZ) Ltd	Freight forwarding	41,000.00
Kenya	ALPHA LOGISTICS SERVICES (EPZ) LTD	ALPHA LOGISTICS SERVICES (EPZ) LTD	SHIPPING	202,135.60
Kenya	ALS Limited	ALS Limited	Airline management and operations	45,539.38
Kenya	Amref Flying Doctor Service	Amref Flying Doctor Service	Evacuation	93,100.00
Kenya	Amref Flying Doctor Service	Amref Flying Doctor Service	Health care delivery	50,760.00
Kenya	BRAINSTORM MANAGEMENT CONSULTANTS	BRAINSTORM MANAGEMENT CONSULTANTS	Training, other	101,010.00
Kenya	BROADBAND COMMUNICATION NETWORKS LTD.	BROADBAND COMMUNICATION NETWORKS LTD.	Freight forwarding	231,910.60
Kenya	CENTRE FOR AFRICAN FAMILY STUDIES(CAFS)	CENTRE FOR AFRICAN FAMILY STUDIES(CAFS)	Professional training	57,597.80
Kenya	CENTRE FOR AFRICAN FAMILY STUDIES(CAFS)	CENTRE FOR AFRICAN FAMILY STUDIES(CAFS)	Professional training	57,597.80
Kenya	CENTRE FOR AFRICAN FAMILY STUDIES(CAFS)	CENTRE FOR AFRICAN FAMILY STUDIES(CAFS)	Professional training	57,597.80
Kenya	Deeqa Construction and Water Well Drilling Co. Ltd	Deeqa Construction and Water Well Drilling Co. Ltd	Construction services, n.e.c.	475,000.00
Kenya	Deeqa Construction and Water Well Drilling Co. Ltd	Deeqa Construction and Water Well Drilling Co. Ltd	Hydraulic structures	1,739,917.50
Kenya	DHL Global Forwarding Kenya Ltd	DHL Global Forwarding Kenya Ltd	Airports	40,351.31
Kenya	East African School of Aviation	East African School of Aviation	Hotel industry	57,170.00
Kenya	East African School of Aviation	East African School of Aviation	Hotel industry	33,520.00
Kenya	EVERETT AVIATION (CHARTER) LIMITED	EVERETT AVIATION (CHARTER) LIMITED	AIRLINE MANAGEMENT AND OPERATIONS	14,436,021.00
Kenya	EVERETT AVIATION CHARTER LIMITED	EVERETT AVIATION CHARTER LIMITED	Technical vocational training	210,470.00
Kenya	Freight Forwarders (Kenya) Ltd.	Freight Forwarders (Kenya) Ltd.	Freight forwarding	676,099.01
Kenya	Freight Forwarders (Kenya) Ltd.	Freight Forwarders (Kenya) Ltd.	Freight forwarding	350,000.00
Kenya	Freight Forwarders (Kenya) Ltd.	Freight Forwarders (Kenya) Ltd.	Freight forwarding	122,300.99
Kenya	Freight Forwarders (Kenya) Ltd.	Freight Forwarders (Kenya) Ltd.	Freight forwarding	87,600.00
Kenya	G4S Security Services Kenya Ltd	G4S Security Services Kenya Ltd	Security services	115,197.66
Kenya	G4S Security Services Kenya Ltd	G4S Security Services Kenya Ltd	Security services	68,540.35
Kenya	GLOBAL LINK TRADING & LOGISTICS LTD	GLOBAL LINK TRADING & LOGISTICS LTD	Security installations maintenance and repair	299,270.00
Kenya	Glory Hotels & Investment Ltd	Glory Hotels & Investment Ltd	Housing	53,374.17
Kenya	Glory Rent A Car of Kenya	Glory Rent A Car of Kenya	Vehicle rental	48,865.62
Kenya	Glory Rent A Car of Kenya	Glory Rent A Car of Kenya	Vehicle rental	32,577.08
Kenya	Interdata Limited	Interdata Limited	Radio communications	335,200.00
Kenya	Jaman Engineering Works Limited	Jaman Engineering Works Limited	Construction services, n.e.c.	46,845.96
Kenya	JIM CAB SERVICES LIMITED	JIM CAB SERVICES LIMITED	Vehicle rental	49,882.63
Kenya	JIM CAB SERVICES LIMITED	JIM CAB SERVICES LIMITED	Vehicle rental	49,549.02
Kenya	Jim Cab Services LTD	Jim Cab Services LTD	Road transport	86,767.90
Kenya	John Bernard Properties Limited	John Bernard Properties Limited	Real estate services	38,519.23
Kenya	KENFREIGHT (EA) LTD	KENFREIGHT (EA) LTD	Freight forwarding	195,600.00
Kenya	KENFREIGHT (EA) LTD	KENFREIGHT (EA) LTD	Freight forwarding	195,400.00
Kenya	KENKAL SHIPS AND GENERAL	KENKAL SHIPS AND GENERAL	FREIGHT FORWARDING	34,500.00

UNPD continued



## Major contracts for services and works by UN organization

AGENCY	Location of Supplier	Name of Contractor	Description of Services	Contract Value USD
Kenya	Kenya	Kenson and Company Limited	Telephone services	41,600.00
Kenya	Kenya	MARA SHABBA (K) LTD	Customs administration	150,000.00
Kenya	Kenya	MARA SHABBA (K) LTD	Customs administration	65,000.00
Kenya	Kenya	MARA SHABBA (K) LTD	Customs administration	35,000.00
Kenya	Kenya	MARA SHABBA (K) LTD	Customs administration	35,000.00
Kenya	Kenya	MARA SHABBA (K) LTD	Freight forwarding	375,199.50
Kenya	Kenya	MARA SHABBA (K) LTD	Freight forwarding	266,750.00
Kenya	Kenya	MARA SHABBA (K) LTD	Freight forwarding	198,107.00
Kenya	Kenya	MARC INVESTMENTS	Machinery, electrical equipment and vehicles maintenance and repair	37,978.60
Kenya	Kenya	MARC INVESTMENTS	Maintenance and repair services	30,270.18
Kenya	Kenya	Meditec System Limited	Maintenance and repair services	69,000.00
Kenya	Kenya	Mogadishu Stars General Trading Co Ltd	Construction services, n.e.c.	33,468.00
Kenya	Kenya	Mogadishu Stars General Trading Co Ltd	Construction work and site management, buildings	124,036.25
Kenya	Kenya	Mogadishu Stars General Trading Co Ltd	Training, other	699,215.10
Kenya	Kenya	Phoenix Aviation Ltd	Airline management and operations	238,000.00
Kenya	Kenya	Phoenix Aviation Ltd	Airline management and operations	200,000.00
Kenya	Kenya	Phoenix Aviation Ltd	Airline management and operations	192,200.00
Kenya	Kenya	Professional Clean Care Ltd	Cleaning services	381,384.00
Kenya	Kenya	PROMED PHARMACEUTICALS LTD	Health care delivery	75,759.28
Kenya	Kenya	SDV Transami Limited	Freight forwarding	68,880.00
Kenya	Kenya	SDV Transami Limited	Freight forwarding	47,779.92
Kenya	Kenya	Seven Four Eight Air Services (K) Ltd	Airline management and operations	600,000.00
Kenya	Kenya	Seven Four Eight Air Services (K) Ltd	Airline management and operations	468,950.00
Kenya	Kenya	Seven Four Eight Air Services (K) Ltd	Airline management and operations	400,000.00
Kenya	Kenya	Seven Four Eight Air Services (K) Ltd	Airline management and operations	336,000.00
Kenya	Kenya	Shanema Homes	Air navigation services	42,000.00
Kenya	Kenya	Telkom Kenya	Data transmission	191,766.61
Kenya	Kenya	Telkom Kenya	Satellite communications	140,206.40
Kenya	Kenya	THE KAREN HOSPITAL	Health care delivery	121,517.45
Kenya	Kenya	THE KAREN HOSPITAL	Medical practice n.e.c.	1,650,943.40
Kenya	Kenya	THE MATER HOSPITAL	Health care delivery	423,738.87
Kenya	Kenya	The Nairobi Hospital	Health care delivery	614,457.83
Kenya	Kenya	The Nairobi Hospital	Health care delivery	474,777.45
Kenya	Kenya	Toppoint (K) Limited	Inspection and testing of equipment	65,000.00
Kenya	Kenya	Toyota East Africa Limited	Machinery, electrical equipment and vehicles maintenance and repair	48,732.94
Kenya	Kenya	Toyota East Africa Limited	Machinery, electrical equipment and vehicles maintenance and repair	48,100.05
Kenya	Kenya	Toyota East Africa Limited	Machinery, electrical equipment and vehicles maintenance and repair	38,072.58
Kenya	Kenya	Toyota East Africa Limited	Maintenance and repair services	46,511.63
Kenya	Kenya	Ufanisi Freighters (K) Ltd.	Freight forwarding	660,900.00
Kenya	Kenya	UNOPS (NAO)	Rehabilitation	70,000.00
Kenya	Kenya	VAJA'S MANUFACTURERS LTD	Printing services	39,123.26
Kuwait	Kuwait	AMERICAN GENERAL TRADING & CONTRACTING W.L.L	Construction work and site management, general	80,071.17
Kuwait	Kuwait	DANA & BERKELEY TRADING CO. W.L.L	Cleaning services	161,830.36
Kuwait	Kuwait	DHL EXPRESS (DHL INTERNATIONAL TRANSPORTATION WLL)	Delivery services	69,148.94
Kuwait	Kuwait	DHL EXPRESS (DHL INTERNATIONAL TRANSPORTATION WLL)	Freight forwarding	133,290.39
Kuwait	Kuwait	DHL EXPRESS (DHL INTERNATIONAL TRANSPORTATION WLL)	Freight forwarding	37,732.21
Kuwait	Kuwait	DHL EXPRESS (DHL INTERNATIONAL TRANSPORTATION WLL)	Freight forwarding	33,884.48
Kuwait	Kuwait	FAST TELECOMMUNICATION CO. W.L.L	Data transmission	31,914.89
Kuwait	Kuwait	GULFNET COMMUNICATIONS CO.	Data transmission	112,309.00
Kuwait	Kuwait	GULFNET COMMUNICATIONS CO.	Data transmission	94,835.00
Kuwait	Kuwait	INTEGRATED TECHNICAL SERVICES GEN. TRADING & CONT. CO.	Building maintenance and repair n.e.c.	58,297.87
Kuwait	Kuwait	INTEGRATED TECHNICAL SERVICES GEN. TRADING & CONT. CO.	Electrical installations maintenance and repair	52,626.33
Kuwait	Kuwait	INTEGRATED TECHNICAL SERVICES GEN. TRADING & CONT. CO.	Plumbing maintenance and repair	41,631.21
Kuwait	Kuwait	KGL LOGISTICS K.S.C. C.	Freight forwarding	66,000.00
Kuwait	Kuwait	KUWAIT AL SOQOOR FOR SECURITY AND PROTECTION CO. W.L.L.	Security services	236,047.04
Kuwait	Kuwait	KUWAIT AVIATION FUELLING CO. (KAFCO)	Airports	146,294.33
Kuwait	Kuwait	MERGATO DEL GOLFO (GULF MARKETS GENERAL TRADING CO.WLL)	Freight forwarding	533,300.00
Kuwait	Kuwait	MOHAMMED ABDULMOHSIN AL-KHARAFI & NATIONAL AVIATION SERVICES (NAS)	ENGINEERING PLANNING SERVICES	615,232.00
Kuwait	Kuwait	NATIONAL AVIATION SERVICES (NAS)	Airports	104,000.00
Lebanon	Lebanon	A TO Z SERVICES	Environmental protection specialists	290,000.00
Lebanon	Lebanon	Abdul Magid Dabbous Trading Est.	Freight forwarding	31,120.27
Lebanon	Lebanon	Abdul Magid Dabbous Trading Est.	Telephone services	94,390.00
Lebanon	Lebanon	ALL TRANSPORT AGENCY (ATA)	Freight forwarding	140,000.00
Lebanon	Lebanon	ALL TRANSPORT AGENCY (ATA)	Freight forwarding	36,750.00
Lebanon	Lebanon	ALL TRANSPORT AGENCY (ATA)	Freight forwarding	33,540.00
Lebanon	Lebanon	Arab Lebanese Media (ALMedia) SAL	Television broadcasting	80,000.00
Lebanon	Lebanon	Astra Radio Communications	Real estate services	45,347.50
Lebanon	Lebanon	BMACOM Sari	Printing services	33,220.18
Lebanon	Lebanon	Build Well SAL	Construction work and site management, buildings	845,650.00
Lebanon	Lebanon	DALAL STEEL INDUSTRIES	Civil works rehabilitation	51,227.95
Lebanon	Lebanon	DALAL STEEL INDUSTRIES	Construction work and site management, buildings	327,250.00
Lebanon	Lebanon	Danash Est. for Constructions & Logistics	Construction work and site management, general	89,370.00
Lebanon	Lebanon	Danash Est. for Constructions & Logistics	Construction work and site management, general	59,580.00
Lebanon	Lebanon	Engineer Maroun Assaf Establishment	General building maintenance and repair n.e.c.	40,000.00
Lebanon	Lebanon	Engineer Maroun Assaf Establishment	General building maintenance and repair n.e.c.	32,768.00
Lebanon	Lebanon	Engineer Maroun Assaf Establishment	Pre-erection and general erection work	55,000.00
Lebanon	Lebanon	FARHAT GROUP TRADING & CONTRACTING CO.	Construction work and site management, general	63,700.00
Lebanon	Lebanon	Ghorayeb Clearing & Forwarding Co. (GIFCO)	Vehicle rental	79,274.00
Lebanon	Lebanon	Habber & El Bitar	Real estate services	41,679.57
Lebanon	Lebanon	Haidar Trading Est	Construction services, n.e.c.	36,500.00
Lebanon	Lebanon	Haidar Trading Est	Construction work and site management, civil works	200,000.00
Lebanon	Lebanon	Haidar Trading Est	Construction work and site management, civil works	64,824.50
Lebanon	Lebanon	Haidar Trading Est	Construction work and site management, civil works	49,167.50
Lebanon	Lebanon	Haidar Trading Est	Construction work and site management, general	812,925.00
Lebanon	Lebanon	Haidar Trading Est	Construction work and site management, general	541,950.00
Lebanon	Lebanon	Haidar Trading Est	Construction work and site management, general	223,916.00
Lebanon	Lebanon	Halal Rent A Car	Vehicle rental	325,077.40
Lebanon	Lebanon	Halal Rent A Car	Vehicle rental	54,208.05
Lebanon	Lebanon	HAMMOUD HOSPITAL UNIVERSITY MEDICAL CENTER SAL	Health care delivery	195,000.00
Lebanon	Lebanon	HAMMOUD HOSPITAL UNIVERSITY MEDICAL CENTER SAL	Health care delivery	75,000.00
Lebanon	Lebanon	HAMMOUD HOSPITAL UNIVERSITY MEDICAL CENTER SAL	Health care delivery	30,000.00
Lebanon	Lebanon	HANNA KHOURY AND BROTHERS CO.	Civil works rehabilitation	48,560.00
Lebanon	Lebanon	HANNA KHOURY AND BROTHERS CO.	Construction work and site management, civil works	897,400.00
Lebanon	Lebanon	HANNA KHOURY AND BROTHERS CO.	Construction work and site management, civil works	204,150.00
Lebanon	Lebanon	Helen Salem El Bitar & Kamal Saad El Haber	Real estate services	128,763.38
Lebanon	Lebanon	Helen Salem El Bitar & Kamal Saad El Haber	Real estate services	79,294.80
Lebanon	Lebanon	HUSSEIN DIAB	Water supply and sanitation	69,000.00
Lebanon	Lebanon	Information International sal	Statistical services	56,500.00
Lebanon	Lebanon	Marina Fayad	Language	32,976.05
Lebanon	Lebanon	Middle East Airlines Ground Handling (MEAG)	Airports	66,000.00
Lebanon	Lebanon	MIRAGE Co. Sari	Waste disposal	35,000.00
Lebanon	Lebanon	MIRAGE Co. Sari	Waste disposal	35,000.00
Lebanon	Lebanon	MTC Touch	Telephone services	61,141.14
Lebanon	Lebanon	National Broadcasting Network sal (NBN)	Television broadcasting	62,100.00
Lebanon	Lebanon	NEW TRADING AND CONTRACTING COMPANY (NTCC)	Waste disposal	282,000.00
Lebanon	Lebanon	ONE WORLD - LEBANON	Construction work and site management, buildings	59,000.00
Lebanon	Lebanon	ONE WORLD - LEBANON	Construction work and site management, general	254,001.79
Lebanon	Lebanon	ONE WORLD - LEBANON	General building maintenance and repair n.e.c.	183,120.00
Lebanon	Lebanon	ONE WORLD - LEBANON	Maintenance and repair services	212,150.40
Lebanon	Lebanon	PROTECTRON	Security services	89,934.24
Lebanon	Lebanon	PROTECTRON	Security services	89,934.24
Lebanon	Lebanon	PROTECTRON	Security services	76,725.45
Lebanon	Lebanon	Rafic Issa Trading	Machinery, electrical equipment and vehicles maintenance and repair	35,000.00

UNPD continued



## Major contracts for services and works by UN organization

AGENCY	Location of Supplier	Name of Contractor	Description of Services	Contract Value USD
Lebanon		Rafik Hariri University Hospital	Health care delivery	100,000.00
Lebanon		Rafik Hariri University Hospital	Health care delivery	50,000.00
Lebanon		Saint George Hospital-University Medical Center	Health care delivery	50,000.00
Lebanon		Sawa Est	Cleaning services	40,000.00
Lebanon		SECURITY & SAFETY SOLUTIONS SAL	Special purpose equipment maintenance and repair n.e.c.	77,708.37
Lebanon		SIDACO S.A.L.	Special purpose equipment maintenance and repair n.e.c.	44,944.00
Lebanon		SODEXO SERVICES LIBAN SAL	Catering services	438,010.53
Lebanon		SODEXO SERVICES LIBAN SAL	Catering services	114,599.10
Lebanon		SODEXO SERVICES LIBAN SAL	Cleaning services	605,895.00
Lebanon		SODEXO SERVICES LIBAN SAL	Cleaning services	105,832.14
Lebanon		SODEXO SERVICES LIBAN SAL	Cleaning services	51,448.71
Lebanon		SODEXO SERVICES LIBAN SAL	Environmental protection specialisms	144,790.00
Lebanon		Tree AD SAL	Television broadcasting	74,825.00
Liberia		ANDALUCIA ESTATE CORP.	Plumbing maintenance and repair	104,300.00
Liberia		ANOTHER LEVEL INC.	Data transmission	45,000.00
Liberia		ATLANTIC LIFE & GENERAL INSURANCE COMPANY	Insurance, other	37,500.00
Liberia		CENTER FOR THE PROMOTION OF DEMOCRACY IN LIBERIA (CPD)	Data transmission	39,000.00
Liberia		CONSOLIDATED GROUP INC.	Satellite communications	47,388.00
Liberia		CONSOLIDATED GROUP INC.	Satellite communications	41,382.00
Liberia		COVENANT VENTURES SERVICES	Security services	756,956.50
Liberia		DENNIS THELMA AND GABRIELLE	Real estate services	33,000.00
Liberia		DERICK S. PRODUCTION	Television broadcasting	35,000.00
Liberia		DHL INTERNATIONAL LTD.	Freight forwarding	50,000.00
Liberia		DHL INTERNATIONAL LTD.	Freight forwarding	40,000.00
Liberia		DIAMOND PRINTING ELECTRICAL SERVICES	Marketing	37,315.00
Liberia		ELIAS ANTOINE MOTORS	Data transmission	50,000.00
Liberia		EXECUTIVE SECURITY CONSULTANCY (EXSECON)	Security services	432,471.24
Liberia		EXECUTIVE SECURITY CONSULTANCY (EXSECON)	Security services	309,937.72
Liberia		EXECUTIVE SECURITY CONSULTANCY (EXSECON)	Security services	122,533.52
Liberia		GEORGE RAHEB	Real estate services	63,750.00
Liberia		GEORGE RAHEB	Real estate services	38,533.38
Liberia		GLOBE-X INC.	Water management	64,262.50
Liberia		GOOD HEALTH FITNESS CENTER INC.	Welfare and social services n.e.c.	31,500.00
Liberia		INTER-CON SECURITY SYSTEMS OF LIBERIA LTD.	Security services	740,712.77
Liberia		INTER-CON SECURITY SYSTEMS OF LIBERIA LTD.	Security services	517,967.31
Liberia		INTER-CON SECURITY SYSTEMS OF LIBERIA LTD.	Security services	455,424.18
Liberia		INTER-CON SECURITY SYSTEMS OF LIBERIA LTD.	Security services	207,743.32
Liberia		INTERNATIONAL INSURANCE COMPANY (LIBERIA) LTD.	Insurance	123,900.00
Liberia		ISSAM ABDALLAH	Real estate services	36,000.00
Liberia		KIASON GENERAL CONSTRUCTION CONTRACTORS	Water supply and sanitation	51,255.00
Liberia		LIBERIA HUMANITARIAN RESOURCE CENTER (LHRC)	Art, literature and music	33,000.00
Liberia		LIBERIA IMPORT & EXPORT COMPANY (LIEXCO)	Real estate services	126,061.24
Liberia		MATELCO INC.	Wood-based panels (plywood, particle board) manufacturing	65,260.00
Liberia		MEDIA IN ACTION FOR DEVELOPMENT & REHABILITATION	Data transmission	47,500.00
Liberia		MR. TONY T. HAGE	Real estate services	75,000.00
Liberia		NEW DEMOCRAT	Marketing	36,081.00
Liberia		NO LEMON LIBERIA, INC.	Machinery, electrical equipment and vehicles maintenance and repair	96,498.30
Liberia		NO LEMON LIBERIA, INC.	Maintenance and repair services	108,000.00
Liberia		NO LEMON LIBERIA, INC.	Maintenance and repair services	30,000.00
Liberia		PAGS BODY REPAIR & MAINTENANCE SERVICES	Machinery, electrical equipment and vehicles maintenance and repair	103,000.00
Liberia		PAGS BODY REPAIR & MAINTENANCE SERVICES	Maintenance and repair services	60,000.00
Liberia		RASHPAL SINGH	Real estate services	420,000.00
Liberia		RASHPAL SINGH	Real estate services	210,000.00
Liberia		REELIN (LIBERIA) INC.	Maintenance and repair services	50,000.00
Liberia		ROBERTS INTERNATIONAL AIRPORT	Airports	386,627.16
Liberia		ROBERTS INTERNATIONAL AIRPORT	Airports	96,656.79
Liberia		SAMER S. HALABI	Real estate services	42,525.00
Liberia		THE DAILY OBSERVER	Marketing	37,620.00
Liberia		THE PAN AFRICAN REAL ESTATE CORP. (PAREC)	Real estate services	1,267,875.00
Liberia		TOTAL LIBERIA INC.	Economic development	55,200.00
Liberia		ULTIMATE INVESTMENT & HOLDING COMPANY	Plant protection	113,440.00
Liberia		ULTIMATE INVESTMENT & HOLDING COMPANY	Plant protection	64,160.00
Liberia		UNIQUE FUMIGATION & ENGINEERING SERVICES	Cleaning services	840,044.61
Liberia		W. R. MAINTENANCE & JANITORIAL CO.	Waste disposal	94,135.13
Liberia		WONDERS INC.	Maintenance and repair services	448,224.00
Libya		ARASAM CONTRACTORS	Electrical installations maintenance and repair	276,518.14
Libya		ASSAHER	Building maintenance and repair n.e.c.	141,631.50
Libya		ASSAHER	Construction work and site management, general	40,196.00
Libya		ASSAHER	Security installations maintenance and repair	37,000.00
Malaysia		Institute of Training and Development (ITD)	Training, other	103,800.00
Malaysia		MALAYSIA AIRLINE SYSTEM	AIRLINE MANAGEMENT AND OPERATIONS	50,069.00
Malta		PALM CITY LIMITED	Real estate services	788,841.56
Malta		PALM CITY LIMITED	Real estate services	779,919.69
Malta		PALM CITY LIMITED	Real estate services	698,398.96
Malta		PALM CITY LIMITED	Real estate services	675,786.36
Malta		PALM CITY LIMITED	Real estate services	674,043.76
Malta		PALM CITY LIMITED	Real estate services	672,818.53
Malta		PALM CITY LIMITED	Real estate services	654,839.12
Malta		PALM CITY LIMITED	Real estate services	599,783.78
Malta		PALM CITY LIMITED	Real estate services	565,990.99
Malta		PALM CITY LIMITED	Real estate services	468,291.45
Malta		PALM CITY LIMITED	Real estate services	410,455.60
Malta		PALM CITY LIMITED	Real estate services	309,613.90
Mauritius		RMI Somalia	Training, other	138,834.00
Mexico		NON SEQUITUR ENGINEERING WORLDWIDE	General project management	33,500.00
Morocco		ASSURANCES MARRACHE & DOR	Insurance	76,925.16
Morocco		ASSURANCES MARRACHE & DOR	Insurance	72,150.80
Morocco		G4S (MAROC)	Cleaning services	209,507.91
Morocco		GIBAS CEMENT ET MARBRE	Real estate services	144,000.00
Morocco		GIBAS CEMENT ET MARBRE	Real estate services	72,000.00
Morocco		Office National de l'Electricite, Direction Regionale de Laayoune	Engineering services n.e.c.	88,683.57
Morocco		SAHARA HOSPITALITY (PARADOR - AL MASSIRA)	Maintenance and repair services	47,345.28
Morocco		SAHARA HOSPITALITY (PARADOR - AL MASSIRA)	Materials handling	35,502.10
Morocco		SAHARA HOSPITALITY (PARADOR - AL MASSIRA)	Materials handling	35,170.78
Morocco		SOMATIME	Freight forwarding	59,952.04
Morocco		SOMATIME	Freight forwarding	56,363.43
Morocco		STE SOUDURE TAGOUNITE sari	Manufacture of fabricated metal products (excluding machinery) n.e.c.	35,046.73
N/A		LTA AUTO LTD	Machinery, electrical equipment and vehicles maintenance and repair	61,941.18
N/A		AGUEK MAJOK DEL	Real estate services	84,210.53
N/A		FORKS & FINGERS RESTAURANT & CLEANING SERVICES	Catering services	78,019.20
N/A		FORKS & FINGERS RESTAURANT & CLEANING SERVICES	Catering services	55,100.00
N/A		SATELLITE VISION COMPANY LTD	Satellite communications	35,526.00
Nepal		SHREE AIRLINES (P) LTD.	AIRLINE MANAGEMENT AND OPERATIONS	4,210,000.00
Nepal		SHREE AIRLINES (P) LTD.	AIRLINE MANAGEMENT AND OPERATIONS	3,900,000.00
Nepal		SHREE AIRLINES (P) LTD.	AIRLINE MANAGEMENT AND OPERATIONS	3,200,000.00
Nepal		SHREE AIRLINES (P) LTD.	AIRLINE MANAGEMENT AND OPERATIONS	2,709,000.00
Nepal		SHREE AIRLINES (P) LTD.	AIRLINE MANAGEMENT AND OPERATIONS	2,201,000.00
Nepal		SHREE AIRLINES (P) LTD.	AIRLINE MANAGEMENT AND OPERATIONS	1,312,700.00
Netherlands		Akxifo	Printing services	38,000.00
Netherlands		Asito	Cleaning services	315,087.78
Netherlands		Asito	Cleaning services	301,912.56
Netherlands		Croon Electrotechniek	Special purpose equipment maintenance and repair n.e.c.	147,837.00
Netherlands		Croon Electrotechniek	Special purpose equipment maintenance and repair n.e.c.	100,000.00

UNPD continued

## Major contracts for services and works by UN organization

AGENCY			Contract Value
Location of Supplier	Name of Contractor	Description of Services	USD
Netherlands	Dalkia	Maintenance and repair services	71,110.00
Netherlands	Dalkia	Maintenance and repair services	51,600.00
Netherlands	DataExpert	Vendor-specific software support and maintenance	49,430.25
Netherlands	EMC Computer Systems	Data storage	84,898.45
Netherlands	EMC Computer Systems	Software installation	93,000.00
Netherlands	EMC Computer Systems	System design and development	41,040.00
Netherlands	EMC Computer Systems	Vendor-specific software support and maintenance	124,323.55
Netherlands	EMC Computer Systems	Vendor-specific software support and maintenance	46,879.83
Netherlands	Esprit Telecom	Telephone services	44,390.00
Netherlands	Esprit Telecom	Telephone services	40,600.00
Netherlands	Esprit Telecom	Telephone services	36,400.00
Netherlands	Hoogendoorn	Construction work and site management, buildings	60,000.00
Netherlands	JMRES BV	Drugs and medicines industry	47,459.49
Netherlands	JMRES BV	Pc hardware maintenance and support	73,540.50
Netherlands	JMRES BV	Telecommunication, other	41,004.00
Netherlands	INTERNATIONAL INSTITUTE OF SOCIAL	HOTEL INDUSTRY	34,303.00
Netherlands	IP Planet Network Ltd.	Satellite communications	54,558.00
Netherlands	IP Planet Network Ltd.	Telephone services	136,395.00
Netherlands	Millson BV	Telephone services	361,349.50
Netherlands	NFGD Zoetermeer BV	Vendor-specific software support and maintenance	38,885.18
Netherlands	NFGD Zoetermeer BV	Vendor-specific software support and maintenance	36,700.00
Netherlands	RICOH INTERNATIONAL B.V	Office equipment leasing and rentals	76,757.59
Netherlands	RICOH INTERNATIONAL B.V.	Office equipment leasing and rentals	329,286.76
Netherlands	RICOH INTERNATIONAL B.V.	Office equipment leasing and rentals	204,508.62
Netherlands	RICOH INTERNATIONAL B.V.	Office equipment leasing and rentals	179,894.12
Netherlands	Ricoh International B.V.	Office equipment leasing and rentals	120,386.10
Netherlands	RICOH INTERNATIONAL B.V.	Office equipment leasing and rentals	52,507.46
Netherlands	RICOH INTERNATIONAL B.V.	Office equipment leasing and rentals	48,419.22
Netherlands	Ricoh International BV.	Office equipment leasing and rentals	104,562.72
Netherlands	Ricoh International BV.	Office equipment leasing and rentals	70,129.87
Netherlands	Ricoh International BV.	Office equipment leasing and rentals	45,767.57
Netherlands	Sait Zenitel Netherlands B.V.	Telecommunication, other	31,416.00
Netherlands	Sait Zenitel Netherlands B.V.	Telecommunication, other	31,416.00
Netherlands	SANTPOORT PROJECT SUPPLIES BV	Maintenance and repair services	36,814.18
Netherlands	TNT INTERNATIONAL MAIL	DELIVERY SERVICES	79,000.00
Netherlands	Uni Business Centre	Vendor-specific software support and maintenance	31,824.06
Netherlands	Vodafone Libertel BV	Telephone services	45,200.00
New Zealand	4RF COMMUNICATIONS	Satellite communications	54,130.00
New Zealand	4RF COMMUNICATIONS LTD	Telecommunication, other	331,941.00
New Zealand	4RF COMMUNICATIONS LTD	Telecommunication, other	34,080.00
Norway	GEOCAP AS	VENDOR-SPECIFIC SOFTWARE SUPPORT AN	59,103.00
Norway	GEOCAP AS	VENDOR-SPECIFIC SOFTWARE SUPPORT AN	56,646.00
Norway	Vizada Networks AS	Information services	33,500.00
Oman	RENAISSANCE SERVICES SAOG	Catering services	57,750.00
Pakistan	AIRBLUE LIMITED	AIRLINE MANAGEMENT AND OPERATIONS	360,642.00
Pakistan	HAJI GHULAM RASOOL & SONS FILLING STATION	Oil and gas resources n.e.c.	46,949.69
Pakistan	INFORMATION ARCHITECTS (SMC-PVT)	INFORMATION SERVICES	105,000.00
Pakistan	KESTRAL SPD (PVT) Ltd	Construction work and site management, buildings	149,935.88
Pakistan	KOHSAR FILLING STATION	Oil and gas resources n.e.c.	68,749.04
Pakistan	MIR & SONS PETROLEUM SERVICES	Oil and gas resources n.e.c.	46,784.06
Pakistan	NOBAL FILLING STATION	Oil and gas resources n.e.c.	35,680.14
Pakistan	OCEAN AIR INTERNATIONAL	Trade restrictions	56,167.87
Pakistan	PAKISTAN INTERNATIONAL AIRLINES	AIRLINE MANAGEMENT AND OPERATIONS	1,357,959.00
Pakistan	PAKISTAN INTERNATIONAL AIRLINES	AIRLINE MANAGEMENT AND OPERATIONS	502,212.00
Pakistan	PAKISTAN INTERNATIONAL AIRLINES	AIRLINE MANAGEMENT AND OPERATIONS	358,654.00
Pakistan	PAKISTAN STATE OIL COMPANY LIMITED	Oil and gas resources n.e.c.	113,920.09
Pakistan	SHAHZEB & WASIF FILLING STATION	Oil and gas resources n.e.c.	45,387.74
Pakistan	SHAMA SERVICE STATION	Oil and gas resources n.e.c.	41,585.42
Pakistan	SKARDU FILLING STATION	Oil and gas resources n.e.c.	50,358.52
Pakistan	Wackenhut Pakistan (Pvt) Ltd	Security services	209,932.28
Palestine (State of)	MUSA NAMMAR	Real estate services	42,000.00
Panama	ES-KO INTERNATIONAL INC.	Factory management	757,339.08
Panama	ES-KO International Inc.	Food supply	14,997,921.72
Panama	ES-KO International Inc.	Food supply	4,373,873.00
Panama	ES-KO International Inc.	Food supply	2,952,293.05
Panama	ES-KO INTERNATIONAL INC.	Food supply	2,862,724.29
Panama	ES-KO INTERNATIONAL INC.	Food supply	1,936,003.08
Panama	ES-KO INTERNATIONAL INC.	Food supply	871,908.46
Panama	ES-KO INTERNATIONAL INC.	Food supply	690,527.50
Panama	ES-KO INTERNATIONAL INC.	Food supply	508,448.45
Panama	ES-KO INTERNATIONAL INC.	Food supply	253,589.03
Panama	ES-KO INTERNATIONAL INC.	Marketing	11,527,662.96
Panama	ES-KO INTERNATIONAL INC.	Road transport	114,646.42
Panama	ES-KO INTERNATIONAL INC.	Road transport	32,054.09
Panama	ES-KO INTERNATIONAL INC.	Rural and non-farm production	1,433,517.82
Panama	ES-KO INTERNATIONAL INC.	Rural and non-farm production	377,208.92
Panama	ES-KO INTERNATIONAL INC.	Warehouse management	893,027.90
Panama	ES-KO INTERNATIONAL INC.	Warehouse management	710,877.32
Panama	ES-KO INTERNATIONAL INC.	Warehouse management	681,072.00
Panama	ES-KO INTERNATIONAL INC.	Warehouse management	616,128.00
Panama	ES-KO INTERNATIONAL INC.	Warehouse management	72,841.44
Portugal	EURO ATLANTIC AIRWAYS	AIRLINE MANAGEMENT AND OPERATIONS	1,157,826.00
Portugal	EURO ATLANTIC AIRWAYS	AIRLINE MANAGEMENT AND OPERATIONS	918,497.00
Portugal	EURO ATLANTIC AIRWAYS	AIRLINE MANAGEMENT AND OPERATIONS	549,123.00
Portugal	LEADERSHIP BUSINESS CONSULTING -	MANAGEMENT TRAINING	90,115.65
Qatar	Fox Transport Operation Team	Vehicle rental	39,549.57
Qatar	Retaj Al Rayyan Hotel	Real estate services	98,901.10
Qatar	Retaj Al Rayyan Hotel	Real estate services	98,873.94
Republic of Korea	CARAVAN ENGINEERED STRUCTURES, INC.	Freight forwarding	45,000.00
Republic of Korea	Caravan Engineered Structures, Inc	Freight forwarding	97,500.00
Russian Federation	AEROSPETSERVICE AIRLINES	FREIGHT FORWARDING	720,000.00
Russian Federation	AVIACON ZITOTRANS AIR COMPANY	AIRLINE MANAGEMENT AND OPERATIONS	2,400,000.00
Russian Federation	JSC "ABAKAN AVIA"	AIRLINE MANAGEMENT AND OPERATIONS	3,755,000.00
Russian Federation	JSC "ABAKAN AVIA"	AIRLINE MANAGEMENT AND OPERATIONS	3,272,014.50
Russian Federation	JSC INTERDIALECT PLUS	LANGUAGE	200,000.00
Russian Federation	JSC VOSTOK AVIATION COMPANY	AIRLINE MANAGEMENT AND OPERATIONS	6,200,000.00
Russian Federation	JSC VOSTOK AVIATION COMPANY	AIRLINE MANAGEMENT AND OPERATIONS	4,000,000.00
Russian Federation	JSC VOSTOK AVIATION COMPANY	AIRLINE MANAGEMENT AND OPERATIONS	3,055,000.00
Russian Federation	JSC VOSTOK AVIATION COMPANY	AIRLINE MANAGEMENT AND OPERATIONS	1,750,000.00
Russian Federation	JSC VOSTOK AVIATION COMPANY	AIRLINE MANAGEMENT AND OPERATIONS	600,000.00
Russian Federation	JSC VOSTOK AVIATION COMPANY	AIRLINE MANAGEMENT AND OPERATIONS	316,000.00
Russian Federation	NEFTYUGANSK UNITED AIRLINE	AIRLINE MANAGEMENT AND OPERATIONS	6,430,000.00
Russian Federation	NEFTYUGANSK UNITED AIRLINE	AIRLINE MANAGEMENT AND OPERATIONS	3,900,000.00
Russian Federation	NEFTYUGANSK UNITED AIRLINE	AIRLINE MANAGEMENT AND OPERATIONS	3,500,000.00
Russian Federation	NEFTYUGANSK UNITED AIRLINE	AIRLINE MANAGEMENT AND OPERATIONS	2,330,650.00
Russian Federation	NEFTYUGANSK UNITED AIRLINE	AIRLINE MANAGEMENT AND OPERATIONS	2,147,000.00
Russian Federation	NEFTYUGANSK UNITED AIRLINE	AIRLINE MANAGEMENT AND OPERATIONS	1,155,000.00
Russian Federation	NEFTYUGANSK UNITED AIRLINE	AIRLINE MANAGEMENT AND OPERATIONS	1,000,000.00
Russian Federation	NEFTYUGANSK UNITED AIRLINE	AIRLINE MANAGEMENT AND OPERATIONS	708,000.00
Russian Federation	NEFTYUGANSK UNITED AIRLINE	AIRLINE MANAGEMENT AND OPERATIONS	600,163.00
Russian Federation	NEFTYUGANSK UNITED AIRLINE	AIRLINE MANAGEMENT AND OPERATIONS	600,000.00
Russian Federation	NEFTYUGANSK UNITED AIRLINE	AIRLINE MANAGEMENT AND OPERATIONS	113,561.00
Russian Federation	NEFTYUGANSK UNITED AIRLINE	AIRLINE MANAGEMENT AND OPERATIONS	86,199.93

UNPD continued

## Major contracts for services and works by UN organization

AGENCY			Contract Value
Location of Supplier	Name of Contractor	Description of Services	USD
Russian Federation	NORD WIND LIMITED LIABILITY COMPANY	AIRLINE MANAGEMENT AND OPERATIONS	469,272.00
Russian Federation	OJSC "NIZHNEVARTOVSKAVIA"	AIRLINE MANAGEMENT AND OPERATIONS	10,000,000.00
Russian Federation	OJSC "NIZHNEVARTOVSKAVIA"	AIRLINE MANAGEMENT AND OPERATIONS	9,700,000.00
Russian Federation	OJSC "NIZHNEVARTOVSKAVIA"	AIRLINE MANAGEMENT AND OPERATIONS	7,708,000.00
Russian Federation	OJSC "NIZHNEVARTOVSKAVIA"	AIRLINE MANAGEMENT AND OPERATIONS	6,150,000.00
Russian Federation	OJSC "NIZHNEVARTOVSKAVIA"	AIRLINE MANAGEMENT AND OPERATIONS	4,920,000.00
Russian Federation	OJSC "NIZHNEVARTOVSKAVIA"	AIRLINE MANAGEMENT AND OPERATIONS	4,700,000.00
Russian Federation	OJSC "NIZHNEVARTOVSKAVIA"	AIRLINE MANAGEMENT AND OPERATIONS	3,600,000.00
Russian Federation	OJSC "NIZHNEVARTOVSKAVIA"	AIRLINE MANAGEMENT AND OPERATIONS	2,425,000.00
Russian Federation	OJSC "NIZHNEVARTOVSKAVIA"	AIRLINE MANAGEMENT AND OPERATIONS	2,014,733.00
Russian Federation	OJSC "NIZHNEVARTOVSKAVIA"	AIRLINE MANAGEMENT AND OPERATIONS	1,584,391.96
Russian Federation	OJSC "NIZHNEVARTOVSKAVIA"	AIRLINE MANAGEMENT AND OPERATIONS	800,000.00
Russian Federation	OJSC "NIZHNEVARTOVSKAVIA"	AIRLINE MANAGEMENT AND OPERATIONS	698,188.45
Russian Federation	OJSC "NIZHNEVARTOVSKAVIA"	AIRLINE MANAGEMENT AND OPERATIONS	125,000.00
Russian Federation	OJSC "NIZHNEVARTOVSKAVIA"	AIRLINE MANAGEMENT AND OPERATIONS	56,005.00
Russian Federation	POLET AIRLINES	FREIGHT FORWARDING	920,000.00
Russian Federation	SKOL AIRLINE, LLC	AIRLINE MANAGEMENT AND OPERATIONS	6,800,500.00
Russian Federation	SKOL AIRLINE, LLC	AIRLINE MANAGEMENT AND OPERATIONS	6,600,000.00
Russian Federation	SKOL AIRLINE, LLC	AIRLINE MANAGEMENT AND OPERATIONS	5,000,000.00
Russian Federation	SKOL AIRLINE, LLC	AIRLINE MANAGEMENT AND OPERATIONS	4,910,000.00
Russian Federation	SKOL AIRLINE, LLC	AIRLINE MANAGEMENT AND OPERATIONS	2,265,000.00
Russian Federation	SKOL AIRLINE, LLC	AIRLINE MANAGEMENT AND OPERATIONS	2,103,000.00
Russian Federation	SKOL AIRLINE, LLC	AIRLINE MANAGEMENT AND OPERATIONS	1,500,000.00
Russian Federation	SKOL AIRLINE, LLC	AIRLINE MANAGEMENT AND OPERATIONS	713,622.00
Russian Federation	UTAIR AVIATION, JSC	AIRLINE MANAGEMENT AND OPERATIONS	22,365,000.00
Russian Federation	UTAIR AVIATION, JSC	AIRLINE MANAGEMENT AND OPERATIONS	19,854,200.00
Russian Federation	UTAIR AVIATION, JSC	AIRLINE MANAGEMENT AND OPERATIONS	17,800,000.00
Russian Federation	UTAIR AVIATION, JSC	AIRLINE MANAGEMENT AND OPERATIONS	9,527,000.00
Russian Federation	UTAIR AVIATION, JSC	AIRLINE MANAGEMENT AND OPERATIONS	9,447,155.40
Russian Federation	UTAIR AVIATION, JSC	AIRLINE MANAGEMENT AND OPERATIONS	8,505,000.00
Russian Federation	UTAIR AVIATION, JSC	AIRLINE MANAGEMENT AND OPERATIONS	6,900,000.00
Russian Federation	UTAIR AVIATION, JSC	AIRLINE MANAGEMENT AND OPERATIONS	6,200,000.00
Russian Federation	UTAIR AVIATION, JSC	AIRLINE MANAGEMENT AND OPERATIONS	5,700,000.00
Russian Federation	UTAIR AVIATION, JSC	AIRLINE MANAGEMENT AND OPERATIONS	5,284,000.00
Russian Federation	UTAIR AVIATION, JSC	AIRLINE MANAGEMENT AND OPERATIONS	5,159,500.00
Russian Federation	UTAIR AVIATION, JSC	AIRLINE MANAGEMENT AND OPERATIONS	5,075,000.00
Russian Federation	UTAIR AVIATION, JSC	AIRLINE MANAGEMENT AND OPERATIONS	4,458,000.00
Russian Federation	UTAIR AVIATION, JSC	AIRLINE MANAGEMENT AND OPERATIONS	4,300,000.00
Russian Federation	UTAIR AVIATION, JSC	AIRLINE MANAGEMENT AND OPERATIONS	4,135,200.00
Russian Federation	UTAIR AVIATION, JSC	AIRLINE MANAGEMENT AND OPERATIONS	3,900,000.00
Russian Federation	UTAIR AVIATION, JSC	AIRLINE MANAGEMENT AND OPERATIONS	3,800,000.00
Russian Federation	UTAIR AVIATION, JSC	AIRLINE MANAGEMENT AND OPERATIONS	3,546,000.00
Russian Federation	UTAIR AVIATION, JSC	AIRLINE MANAGEMENT AND OPERATIONS	3,440,000.00
Russian Federation	UTAIR AVIATION, JSC	AIRLINE MANAGEMENT AND OPERATIONS	3,376,000.00
Russian Federation	UTAIR AVIATION, JSC	AIRLINE MANAGEMENT AND OPERATIONS	3,300,000.00
Russian Federation	UTAIR AVIATION, JSC	AIRLINE MANAGEMENT AND OPERATIONS	3,264,800.00
Russian Federation	UTAIR AVIATION, JSC	AIRLINE MANAGEMENT AND OPERATIONS	3,227,000.00
Russian Federation	UTAIR AVIATION, JSC	AIRLINE MANAGEMENT AND OPERATIONS	3,098,000.00
Russian Federation	UTAIR AVIATION, JSC	AIRLINE MANAGEMENT AND OPERATIONS	3,000,000.00
Russian Federation	UTAIR AVIATION, JSC	AIRLINE MANAGEMENT AND OPERATIONS	2,961,500.00
Russian Federation	UTAIR AVIATION, JSC	AIRLINE MANAGEMENT AND OPERATIONS	2,800,000.00
Russian Federation	UTAIR AVIATION, JSC	AIRLINE MANAGEMENT AND OPERATIONS	2,482,900.00
Russian Federation	UTAIR AVIATION, JSC	AIRLINE MANAGEMENT AND OPERATIONS	2,320,000.00
Russian Federation	UTAIR AVIATION, JSC	AIRLINE MANAGEMENT AND OPERATIONS	2,300,000.00
Russian Federation	UTAIR AVIATION, JSC	AIRLINE MANAGEMENT AND OPERATIONS	2,009,852.00
Russian Federation	UTAIR AVIATION, JSC	AIRLINE MANAGEMENT AND OPERATIONS	2,000,000.00
Russian Federation	UTAIR AVIATION, JSC	AIRLINE MANAGEMENT AND OPERATIONS	1,758,000.00
Russian Federation	UTAIR AVIATION, JSC	AIRLINE MANAGEMENT AND OPERATIONS	1,734,350.00
Russian Federation	UTAIR AVIATION, JSC	AIRLINE MANAGEMENT AND OPERATIONS	1,640,000.00
Russian Federation	UTAIR AVIATION, JSC	AIRLINE MANAGEMENT AND OPERATIONS	1,624,861.60
Russian Federation	UTAIR AVIATION, JSC	AIRLINE MANAGEMENT AND OPERATIONS	1,600,000.00
Russian Federation	UTAIR AVIATION, JSC	AIRLINE MANAGEMENT AND OPERATIONS	1,562,371.00
Russian Federation	UTAIR AVIATION, JSC	AIRLINE MANAGEMENT AND OPERATIONS	1,513,000.00
Russian Federation	UTAIR AVIATION, JSC	AIRLINE MANAGEMENT AND OPERATIONS	1,340,000.00
Russian Federation	UTAIR AVIATION, JSC	AIRLINE MANAGEMENT AND OPERATIONS	1,060,000.00
Russian Federation	UTAIR AVIATION, JSC	AIRLINE MANAGEMENT AND OPERATIONS	1,000,000.00
Russian Federation	UTAIR AVIATION, JSC	AIRLINE MANAGEMENT AND OPERATIONS	941,000.00
Russian Federation	UTAIR AVIATION, JSC	AIRLINE MANAGEMENT AND OPERATIONS	924,500.00
Russian Federation	UTAIR AVIATION, JSC	AIRLINE MANAGEMENT AND OPERATIONS	853,475.00
Russian Federation	UTAIR AVIATION, JSC	AIRLINE MANAGEMENT AND OPERATIONS	756,500.00
Russian Federation	UTAIR AVIATION, JSC	AIRLINE MANAGEMENT AND OPERATIONS	753,994.00
Russian Federation	UTAIR AVIATION, JSC	AIRLINE MANAGEMENT AND OPERATIONS	636,000.00
Russian Federation	UTAIR AVIATION, JSC	AIRLINE MANAGEMENT AND OPERATIONS	501,378.00
Russian Federation	UTAIR AVIATION, JSC	AIRLINE MANAGEMENT AND OPERATIONS	463,500.00
Russian Federation	UTAIR AVIATION, JSC	AIRLINE MANAGEMENT AND OPERATIONS	438,000.00
Russian Federation	UTAIR AVIATION, JSC	AIRLINE MANAGEMENT AND OPERATIONS	404,305.78
Russian Federation	UTAIR AVIATION, JSC	AIRLINE MANAGEMENT AND OPERATIONS	396,700.00
Russian Federation	UTAIR AVIATION, JSC	AIRLINE MANAGEMENT AND OPERATIONS	392,200.00
Russian Federation	UTAIR AVIATION, JSC	AIRLINE MANAGEMENT AND OPERATIONS	362,553.87
Russian Federation	UTAIR AVIATION, JSC	AIRLINE MANAGEMENT AND OPERATIONS	340,000.00
Russian Federation	UTAIR AVIATION, JSC	AIRLINE MANAGEMENT AND OPERATIONS	326,685.98
Russian Federation	UTAIR AVIATION, JSC	AIRLINE MANAGEMENT AND OPERATIONS	301,136.58
Russian Federation	UTAIR AVIATION, JSC	AIRLINE MANAGEMENT AND OPERATIONS	300,000.00
Russian Federation	UTAIR AVIATION, JSC	AIRLINE MANAGEMENT AND OPERATIONS	292,045.00
Russian Federation	UTAIR AVIATION, JSC	AIRLINE MANAGEMENT AND OPERATIONS	160,726.00
Russian Federation	UTAIR AVIATION, JSC	AIRLINE MANAGEMENT AND OPERATIONS	120,000.00
Rwanda	BELVEDERE LINES	Laissez passers	200,000.00
Rwanda	COMMERCIAL BANK OF RWANDA	Real estate services	196,627.76
Rwanda	COMMERCIAL BANK OF RWANDA	Real estate services	101,600.00
Rwanda	ECOTE CONSTRUCTION ENTERPRISE	Building maintenance and repair n.e.c.	61,364.10
Rwanda	MUNYANGANIZI BIKORO	Real estate services	41,300.00
Rwanda	RECO & RWASCO	Electricity distribution	81,996.00
Rwanda	SATGURU TRAVEL & TOURS SERVICES	Travel agencies	89,880.00
Rwanda	SATGURU TRAVEL & TOURS SERVICES	Travel agencies	44,940.00
Rwanda	SHINE RWANDA LIMITED	Cleaning services	39,604.25
Rwanda	TOP SEC INTERNATIONAL	Security services	89,392.31
Saudi Arabia	TAMIMI GLOBAL COMPANY LTD (TAFGA)	Real estate services	9,024,000.00
Senegal	ASECNA	Inspection and testing of equipment	363,043.48
Senegal	SAGAM INTERNATIONAL SA	Security services	41,520.45
Serbia	BALKAN INTERNATIONAL	Security services	235,786.19
Serbia	DIPOS	Legal specialisms	81,000.00
Serbia	G4S Secure Solutions	Security services	39,202.66
Serbia	HENDERSON ASSET PROTECTION LLC	Security services	252,984.95
Serbia	JKPO Telecommunications L.L.C	Satellite communications	32,627.70
Serbia	KUJTESA - NET L.L.C	Satellite communications	130,129.87
Serbia	N.P.N. "UNI-PROJECT"	Cleaning services	162,935.32
Serbia	N.P.N. "UNI-PROJECT"	Cleaning services	39,791.04
Serbia	New York Trade D.O.O.	Cleaning services	59,649.79
Serbia	Voltek	Legal specialisms	62,411.94
Sierra Leone	BAIMTECH ENGINEERING SERVICES	Communication and mass media, other	62,999.30
Sierra Leone	CAC HOLDINGS (SL) LTD	Cleaning services	30,546.00
Sierra Leone	ELMAN'S Holdings	General management, other	82,340.00
Sierra Leone	KAPRI ENTERPRISES LTD	Machinery, electrical equipment and vehicles maintenance and repair	59,227.00

UNPD continued

## Major contracts for services and works by UN organization

AGENCY	Location of Supplier	Name of Contractor	Description of Services	Contract Value USD
Sierra Leone		OLUFEMI BOYLE-HEBRON (Owner of Hotel Cabenda)	Cleaning services	30,960.92
Sierra Leone		OLUFEMI BOYLE-HEBRON (Owner of Hotel Cabenda)	Real estate services	337,500.00
Sierra Leone		SECURITY SUPPORT GROUP INTERNATIONAL (SSGI)	Security services	167,000.00
Sierra Leone		TECHNICAL SECURITY GROUP INTERNATIONAL LIMITED	Security services	48,000.00
Sierra Leone		UNIFY SOLUTIONS SYSTEM COMPANY LTD	Communication and mass media, other	73,150.00
Somalia		Huruse & Brothers Property Limited	General building equipment lease and rentals	128,000.00
Somalia		I.A.G International Co. L.L.C	Construction services, n.e.c.	490,000.00
Somalia		I.A.G International Co. L.L.C	Construction work and site management, buildings	452,612.02
Somalia		I.A.G International Co. L.L.C	Construction work and site management, buildings	40,069.40
Somalia		I.A.G International Co. L.L.C	Construction work and site management, civil works	479,227.50
Somalia		MR. AHMED HASSAN EGAL	General building equipment lease and rentals	55,000.00
Somalia		STAR GENERAL TRADING COMPANY	Construction work and site management, general	200,000.00
South Africa		AFRICAN MANAGEMENT DEVELOPMENT (AMADI)	Professional training	42,000.00
South Africa		BT CAPE(BRIDGING TECHNOLOGIES CAPE)	Processing installations	91,462.32
South Africa		C AND G AIR	AIRLINE MANAGEMENT AND OPERATIONS	1,800,000.00
South Africa		C AND G AIR	AIRLINE MANAGEMENT AND OPERATIONS	1,641,000.00
South Africa		C AND G AIR	AIRLINE MANAGEMENT AND OPERATIONS	1,454,175.00
South Africa		C AND G AIR	AIRLINE MANAGEMENT AND OPERATIONS	1,200,000.00
South Africa		C AND G AIR	AIRLINE MANAGEMENT AND OPERATIONS	1,174,565.00
South Africa		C AND G AIR	AIRLINE MANAGEMENT AND OPERATIONS	1,029,800.00
South Africa		C AND G AIR	AIRLINE MANAGEMENT AND OPERATIONS	1,000,000.00
South Africa		C AND G AIR	AIRLINE MANAGEMENT AND OPERATIONS	1,000,000.00
South Africa		C AND G AIR	AIRLINE MANAGEMENT AND OPERATIONS	992,200.00
South Africa		C AND G AIR	AIRLINE MANAGEMENT AND OPERATIONS	925,000.00
South Africa		C AND G AIR	AIRLINE MANAGEMENT AND OPERATIONS	850,000.00
South Africa		C AND G AIR	AIRLINE MANAGEMENT AND OPERATIONS	831,000.00
South Africa		C AND G AIR	AIRLINE MANAGEMENT AND OPERATIONS	760,000.00
South Africa		C AND G AIR	AIRLINE MANAGEMENT AND OPERATIONS	729,000.00
South Africa		C AND G AIR	AIRLINE MANAGEMENT AND OPERATIONS	600,000.00
South Africa		C AND G AIR	AIRLINE MANAGEMENT AND OPERATIONS	280,000.00
South Africa		C AND G AIR	AIRLINE MANAGEMENT AND OPERATIONS	174,800.00
South Africa		C AND G AIR	AIRLINE MANAGEMENT AND OPERATIONS	126,500.00
South Africa		Dangerous goods Management(PTY) LTD	Safety training	41,000.00
South Africa		Frankline Engineering	Maintenance and repair services	81,209.19
South Africa		KING AIR SERVICES	AIRLINE MANAGEMENT AND OPERATIONS	422,482.00
South Africa		Mechem (Pty) Ltd	Cleaning services	359,492.44
South Africa		NATIONAL AIRWAYS CORPORATION	AIRLINE MANAGEMENT AND OPERATIONS	1,151,580.00
South Africa		NATIONAL AIRWAYS CORPORATION	AIRLINE MANAGEMENT AND OPERATIONS	844,000.00
South Africa		NATIONAL AIRWAYS CORPORATION	AIRLINE MANAGEMENT AND OPERATIONS	587,236.25
South Africa		NATIONAL AIRWAYS CORPORATION	AIRLINE MANAGEMENT AND OPERATIONS	239,000.00
South Africa		NATURELINK AVIATION	AIRLINE MANAGEMENT AND OPERATIONS	4,732,500.00
South Africa		NATURELINK AVIATION	AIRLINE MANAGEMENT AND OPERATIONS	1,880,000.00
South Africa		NATURELINK AVIATION	AIRLINE MANAGEMENT AND OPERATIONS	721,200.00
South Africa		SAFAIR OPERATIONS (PTY) LTD	AIRLINE MANAGEMENT AND OPERATIONS	4,450,000.00
South Africa		SAFAIR OPERATIONS (PTY) LTD	AIRLINE MANAGEMENT AND OPERATIONS	3,114,600.00
South Africa		SAFAIR OPERATIONS (PTY) LTD	AIRLINE MANAGEMENT AND OPERATIONS	2,500,000.00
South Africa		SAFAIR OPERATIONS (PTY) LTD	AIRLINE MANAGEMENT AND OPERATIONS	1,244,606.32
South Africa		SAFAIR OPERATIONS (PTY) LTD	AIRLINE MANAGEMENT AND OPERATIONS	1,017,150.00
South Africa		SCHAERER INVESTMENTS CC. TRADING AS TRACEABILITY SOLUTIONS	Disarmament and military questions	246,730.00
South Sudan		JUBA GRAND HOTEL	Catering services	228,250.00
South Sudan		STAR HOTEL - JUBA South Sudan	Satellite communications	238,177.19
Spain		AIR EUROPA LINEAS AEREAS S.A.U.	AIRLINE MANAGEMENT AND OPERATIONS	2,846,666.00
Spain		AIR EUROPA LINEAS AEREAS S.A.U.	AIRLINE MANAGEMENT AND OPERATIONS	2,450,000.00
Spain		AIR EUROPA LINEAS AEREAS S.A.U.	AIRLINE MANAGEMENT AND OPERATIONS	1,508,868.25
Spain		AIR EUROPA LINEAS AEREAS S.A.U.	AIRLINE MANAGEMENT AND OPERATIONS	1,484,333.00
Spain		AIR EUROPA LINEAS AEREAS S.A.U.	AIRLINE MANAGEMENT AND OPERATIONS	1,368,160.00
Spain		AIR EUROPA LINEAS AEREAS S.A.U.	AIRLINE MANAGEMENT AND OPERATIONS	1,110,558.30
Spain		AIR EUROPA LINEAS AEREAS S.A.U.	AIRLINE MANAGEMENT AND OPERATIONS	975,000.00
Spain		AIR EUROPA LINEAS AEREAS S.A.U.	AIRLINE MANAGEMENT AND OPERATIONS	835,000.00
Spain		AIR EUROPA LINEAS AEREAS S.A.U.	AIRLINE MANAGEMENT AND OPERATIONS	620,600.00
Spain		AIR EUROPA LINEAS AEREAS S.A.U.	AIRLINE MANAGEMENT AND OPERATIONS	361,500.00
Spain		COMUNICACION MULTILINGUE, SL	LANGUAGE	120,000.00
Spain		CSD COMPANY FOR SOFTWARE AND DEVELOPMENT S.A.	Information services	929,985.07
Spain		EMERSON NETWORK POWER S.A.	Building maintenance and repair n.e.c.	32,662.86
Spain		FUNDACION DARA INTERNACIONAL	TECHNICAL REQUIREMENTS STUDIES FOR	226,590.00
Spain		HEWLETT PACKARD ESPANOLA S.L	Technical vocational training	59,950.31
Spain		INGENIERIA IDOM INTERNACIONAL, S.A.	ARCHITECTURE, ENGINEERING, CONSTRUC	547,058.46
Spain		INGENIERIA IDOM INTERNACIONAL, S.A.	ARCHITECTURE, ENGINEERING, CONSTRUC	236,153.00
Spain		INGENIERIA IDOM INTERNACIONAL, S.A.	CONSTRUCTION SERVICES, N.E.C.	190,580.00
Spain		SCHNEIDER ELECTRIC IT SPAIN S.L	Electrical installations maintenance and repair	41,860.47
Spain		SCHNEIDER ELECTRIC IT SPAIN S.L	Office, computer and communication equipment maintenance and repair	216,214.94
Spain		SEGURISA, SERVICIOS INTEGRALES DE SEGURIDAD S.A.	Security services	354,456.66
Spain		SWIFTAIR	AIRLINE MANAGEMENT AND OPERATIONS	3,907,000.00
Spain		SWIFTAIR	AIRLINE MANAGEMENT AND OPERATIONS	3,600,000.00
Spain		SWIFTAIR	AIRLINE MANAGEMENT AND OPERATIONS	2,868,423.03
Spain		SWIFTAIR	AIRLINE MANAGEMENT AND OPERATIONS	2,737,400.00
Spain		SWIFTAIR	AIRLINE MANAGEMENT AND OPERATIONS	1,900,000.00
Spain		SWIFTAIR	AIRLINE MANAGEMENT AND OPERATIONS	178,740.00
Spain		TEFRALUX S.L.	Electrical installations maintenance and repair	87,526.81
Spain		TELEFONICA DE ESPANA	Data communications systems	34,036.27
Spain		TELEFONICA DE ESPANA	Telephone services	98,453.38
Sudan		Aden Ltd.	Electrical installations maintenance and repair	74,632.00
Sudan		Agila Abdel Bagi Omar Attia	Real estate services	90,000.00
Sudan		Agricultural Research Corporation(ARC)	Real estate services	84,000.00
Sudan		Ahba Air Handling Co. Ltd.	Airports	822,932.70
Sudan		Ahba Air Handling Co. Ltd.	Airports	362,000.00
Sudan		Ahba Air Handling Co. Ltd.	Airports	300,000.00
Sudan		Ahba Air Handling Co. Ltd.	Airports	215,083.80
Sudan		Ahba Air Handling Co. Ltd.	Airports	76,921.79
Sudan		Ahba Air Handling Co. Ltd.	Airports	36,175.80
Sudan		Aisha Hussain Ibrahim	Real estate services	48,000.00
Sudan		AL BARAKA INSURANCE COMPANY (SUDAN) LTD	Insurance	175,537.55
Sudan		Al Fadil Awadalla Dalla	Real estate services	31,680.00
Sudan		Al Fashir University Investment Unit	Water supply and sanitation	120,056.50
Sudan		Al Gurashi International Services & Investment Co. Ltd.	Freight forwarding	1,000,000.00
Sudan		Azbar for Industry, Transportation and Services Ltd. Co.	Pc hardware maintenance and support	44,747.00
Sudan		Bairy for Engineering Services	Construction work and site management, civil works	75,000.00
Sudan		Bidi Steel Building Company	Construction work and site management, civil works	1,400,200.00
Sudan		Bori Development Committee	Payment	133,966.10
Sudan		CHOL ANGOK ARTHUR AKIEN	Real estate services	163,800.00
Sudan		CHOL ANGOK ARTHUR AKIEN	Real estate services	79,800.00
Sudan		CLEOPATRA CONSTRUCTION & LOGISTICS CO. LTD.	Construction work and site management, buildings	135,125.99
Sudan		Consuda Engineering Investment Co. Ltd.	Construction work and site management, buildings	246,522.00
Sudan		CROWN AUTO TRADE LIMITED	Machinery, electrical equipment and vehicles maintenance and repair	317,460.32
Sudan		DARKA FOR TRADING & SERVICES	Freight forwarding	30,202.61
Sudan		DND for Trading and Construction	Water supply and sanitation	208,173.96
Sudan		DND for Trading and Construction	Water supply and sanitation	181,250.00
Sudan		EL BARKAL ENGINEERING LTD.	Construction work and site management, civil works	37,958.00
Sudan		Elnawa for Services & Investment CO. Ltd. (ECSI)	Freight forwarding	1,000,000.00
Sudan		Global Candles Multi Activities	Water supply and sanitation	121,879.92
Sudan		Global Candles Multi Activities	Water supply and sanitation	47,755.61
Sudan		Glyas Trading and Services	Machinery, electrical equipment and vehicles maintenance and repair	50,400.00

UNPD continued



## Major contracts for services and works by UN organization

AGENCY			Contract Value
Location of Supplier	Name of Contractor	Description of Services	USD
Sudan	GOLDEN ARROW CO. LTD	Machinery, electrical equipment and vehicles maintenance and repair	215,277.78
Sudan	Hawadin Stores	Telephone services	57,782.00
Sudan	JUBA AUTO CO. LTD	Machinery, electrical equipment and vehicles maintenance and repair	262,669.84
Sudan	JUBA BRIDGE HOTEL	Professional training	424,000.00
Sudan	JUBA STAR CAR WASH COMPANY	Cleaning services	44,240.00
Sudan	Kalzac Consolidated Services (Hellmann Worldwide Logistics -Sudan)	Passenger transport	100,000.00
Sudan	MACHOK MAJONG JONG ((OWNER OF APATHDIT HOTEL))	Banking and investment, other	81,000.00
Sudan	MACHOK MAJONG JONG ((OWNER OF APATHDIT HOTEL))	Real estate services	81,000.00
Sudan	MACHOK MAJONG JONG ((OWNER OF APATHDIT HOTEL))	Real estate services	81,000.00
Sudan	MACHOK MAJONG JONG ((OWNER OF APATHDIT HOTEL))	Satellite communications	81,000.00
Sudan	Mercur International For Development Co. Ltd	Freight forwarding	57,510.00
Sudan	Mercur International For Development Co. Ltd	Freight forwarding	40,440.00
Sudan	Mercur International For Development Co. Ltd	Freight forwarding	38,082.00
Sudan	Ministry of Interior - Republic of Sudan	Security services	40,754.72
Sudan	Ministry of Interior - Republic of Sudan	Security services	31,250.00
Sudan	Mohamed & Sayed Abdelgadir Elkhabir	Real estate services	64,858.18
Sudan	Mr. Abdalla Ahmed Abudasha	Real estate services	38,000.00
Sudan	Nectar Agriculture Group	Cleaning services	93,664.26
Sudan	Nectar Agriculture Group	Cleaning services	70,636.38
Sudan	NECTAR GROUP	Cleaning services	106,944.00
Sudan	NECTAR GROUP	Cleaning services	57,811.28
Sudan	NICE PRINT LTD	Printing services	53,450.00
Sudan	Niemat Salem Ahmed	Real estate services	264,000.00
Sudan	Non-Stop Transport Enterprise	Freight forwarding	5,000,000.00
Sudan	Non-Stop Transport Enterprise	Freight forwarding	458,350.00
Sudan	Non-Stop Transport Enterprise	Freight forwarding	350,000.00
Sudan	Non-Stop Transport Enterprise	Freight forwarding	245,098.06
Sudan	Non-Stop Transport Enterprise	Passenger transport	6,400,000.00
Sudan	Northern Bari Payam	Payment	40,791.67
Sudan	Nyakek and Sons Ltd, South Suda	Vehicle rental	986,150.00
Sudan	Oneport Management & Services Co. Ltd	Freight forwarding	192,000.00
Sudan	Oneport Management & Services Co. Ltd	Freight forwarding	120,000.00
Sudan	Oneport Management & Services Co. Ltd	Freight forwarding	65,000.00
Sudan	Osman Abdallah El Nazeer	Real estate services	102,000.00
Sudan	Osman Abdallah El Nazeer	Real estate services	102,000.00
Sudan	PAN- CHINA CONSTRUCTION GROUP CO. LTD	Construction work and site management, general	544,320.00
Sudan	PAN- CHINA CONSTRUCTION GROUP CO. LTD	Construction work and site management, general	229,580.13
Sudan	Pancrop Commercial CO. Ltd	Catering services	159,379.54
Sudan	Pancrop Commercial CO. Ltd	Catering services	111,600.00
Sudan	Pancrop Commercial CO. Ltd	Catering services	71,189.22
Sudan	Pancrop Commercial CO. Ltd	Catering services	61,000.00
Sudan	Petronas Marketing Sudan Ltd	Maintenance and repair services	7,620,870.42
Sudan	Petronas Marketing Sudan Ltd	Maintenance and repair services	79,864.52
Sudan	Petronas Marketing Sudan Ltd	Maintenance and repair services	58,714.52
Sudan	Petronas Marketing Sudan Ltd	Specialised transport operations	44,516,891.95
Sudan	Petronas Marketing Sudan Ltd	Specialised transport operations	6,047,066.66
Sudan	Petronas Marketing Sudan Ltd	Specialised transport operations	746,891.13
Sudan	Rafieg Faig Obied	Real estate services	51,600.00
Sudan	Raiba Trans. Co. Ltd.	Freight forwarding	1,000,000.00
Sudan	Regal for Construction, Contracting and Transportation	Road transport	54,449.55
Sudan	Regal for Construction, Contracting and Transportation	Water supply and sanitation	355,402.60
Sudan	Regal for Construction, Contracting and Transportation	Water supply and sanitation	155,937.50
Sudan	SAVANNA INSURANCE	Insurance	45,061.12
Sudan	SAVANNA INSURANCE	Insurance	41,886.69
Sudan	Savanna Insurance Company Ltd.	Insurance	156,003.77
Sudan	Savanna Insurance Company Ltd.	Insurance	120,013.60
Sudan	Silver Star Printing Press	Printing services	59,722.22
Sudan	SOUTH SUDAN MINING & INVESTMENT Co. Ltd	Vehicle rental	527,040.00
Sudan	SOUTH SUDAN MINING & INVESTMENT Co. Ltd	Vehicle rental	387,000.00
Sudan	Sudan Airways	Airports	36,000.00
Sudan	Sudan Airways	Airports	36,000.00
Sudan	Sudanese Tractor Company Ltd (SUTRAC)	Technical inspection services	81,452.51
Sudan	SUSMA SERVICES INTERNATIONAL CO.LTD	Hydraulic structures	150,000.00
Sudan	THE GREAT RUAHA DRILLING (SS) LTD	Hydraulic structures	97,830.00
Sudan	TRISTAR ENERGY	Factory management	4,885,731.00
Sudan	TRISTAR ENERGY	Inland water transport	33,300.00
Sudan	TRISTAR ENERGY	Maintenance and repair services	4,137,180.49
Sudan	TRISTAR ENERGY	Maintenance and repair services	1,430,000.00
Sudan	WAU GRAND HOTEL	Hotel industry	74,000.00
Sudan	Xpress Service Centre Ltd	Cleaning services	32,589.47
Sudan	Xpress Service Centre Ltd	Cleaning services	30,960.00
Sweden	Saab AB	Construction services, n.e.c.	704,841.68
Sweden	STOCKHOLM INTERNATIONAL PEACE	INFORMATION SERVICES	45,585.00
Switzerland	EGON ZEHNDER INTRNATIONAL SA	Personnel research	77,500.00
Switzerland	HENRY DUNANT CENTRE FOR HUMANITARIAN DIALOGUE	Management advisory services	33,817.17
Switzerland	JAHIA SOLUTIONS GROUP SA	MAINTENANCE AND REPAIR SERVICES N.E	37,728.00
Switzerland	MANNET SARL	Technical vocational training	34,563.56
Switzerland	UNOPS	PROCUREMENT SERVICES	34,000.00
Syrian Arab Republic	AHMAD MUTAZ AL HELO	Construction services, n.e.c.	171,410.00
Syrian Arab Republic	Al Salam Hospital	Health care delivery	46,073.65
Syrian Arab Republic	CSB for Telecommunications & IT Services (Corporation of Seirawan Brothers)	Local area network (lan) maintenance and support	44,856.50
Syrian Arab Republic	Dama Rose Hotel	General building equipment lease and rentals	185,176.00
Syrian Arab Republic	Dama Rose Hotel	General building equipment lease and rentals	53,667.00
Syrian Arab Republic	Electricity Co. (Qunaitra)	Construction services, n.e.c.	130,552.09
Syrian Arab Republic	Electricity Co. (Qunaitra)	Construction services, n.e.c.	40,199.85
Syrian Arab Republic	ENG. AMMAR AL-ASSEH	Construction services, n.e.c.	44,500.00
Syrian Arab Republic	Grandoqa Trading & Contracting Establishment	Construction services, n.e.c.	33,366.26
Syrian Arab Republic	MOHAMMED MAHER AL-MADFAI	Customs administration	55,000.00
Syrian Arab Republic	MOHAMMED MAHER AL-MADFAI	Freight forwarding	35,000.00
Syrian Arab Republic	NAMEER TECHNICAL CENTER	Construction services, n.e.c.	30,000.00
Syrian Arab Republic	VALENTINA KHALAFKA	Construction services, n.e.c.	38,452.00
Thailand	ORIENT THAI AIRLINES	AIRLINE MANAGEMENT AND OPERATIONS	864,663.00
Thailand	ORIENT THAI AIRLINES	AIRLINE MANAGEMENT AND OPERATIONS	730,408.00
Thailand	ORIENT THAI AIRLINES	AIRLINE MANAGEMENT AND OPERATIONS	727,555.00
Thailand	ORIENT THAI AIRLINES	AIRLINE MANAGEMENT AND OPERATIONS	581,104.00
Thailand	ORIENT THAI AIRLINES	AIRLINE MANAGEMENT AND OPERATIONS	566,600.00
Thailand	ORIENT THAI AIRLINES	AIRLINE MANAGEMENT AND OPERATIONS	397,174.00
Thailand	ORIENT THAI AIRLINES	AIRLINE MANAGEMENT AND OPERATIONS	355,487.00
Timor-Leste	Anteater Metal Fabrication Unipessoal, Lda	Special purpose equipment maintenance and repair n.e.c.	37,108.12
Timor-Leste	ASIA PACIFIC ASSURANCE COMPANY UNIPESAOAL Lda - APAC.	Security services	474,800.00
Timor-Leste	ASIA PACIFIC ASSURANCE COMPANY UNIPESAOAL Lda - APAC.	Security services	441,000.00
Timor-Leste	ASIA PACIFIC ASSURANCE COMPANY UNIPESAOAL Lda - APAC.	Security services	354,000.00
Timor-Leste	ASIA PACIFIC ASSURANCE COMPANY UNIPESAOAL Lda - APAC.	Security services	231,600.00
Timor-Leste	ASIA PACIFIC ASSURANCE COMPANY UNIPESAOAL Lda - APAC.	Security services	134,603.90
Timor-Leste	ASIA PACIFIC ASSURANCE COMPANY UNIPESAOAL Lda - APAC.	Security services	129,970.28
Timor-Leste	ASIA PACIFIC ASSURANCE COMPANY UNIPESAOAL Lda - APAC.	Security services	123,000.00
Timor-Leste	ASIA PACIFIC ASSURANCE COMPANY UNIPESAOAL Lda - APAC.	Security services	39,790.87
Timor-Leste	ASIA PACIFIC ASSURANCE COMPANY UNIPESAOAL Lda - APAC.	Security services	33,200.00
Timor-Leste	DIAMOND WORKSHOP	Maintenance and repair services	50,000.00
Timor-Leste	GRAFICA PATRIA	Printing services	100,000.00
Timor-Leste	Kasmani Iron Works & Engineering	Tradesman's services, other	52,316.30
Timor-Leste	MUKUM TIMUR DIAK, UNIPESAOAL LDA.	Cleaning services	200,000.00

UNPD continued



## Major contracts for services and works by UN organization

AGENCY			Contract Value
Location of Supplier	Name of Contractor	Description of Services	USD
Timor-Leste	MUKUM TIMUR DIAK, UNIPESAOAL LDA.	Cleaning services	33,750.00
Timor-Leste	MUKUM TIMUR DIAK, UNIPESAOAL LDA.	Waste disposal	144,975.00
Timor-Leste	RMS ENGINEERING & CONSTRUCTION PTY LTD	Construction work and site management, civil works	50,000.00
Timor-Leste	SDV LOGISTICS I, Lda.	Freight forwarding	88,000.00
Timor-Leste	T.I.C Lda	Cleaning services	140,490.00
Timor-Leste	T.I.C Lda	Cleaning services	60,000.00
Timor-Leste	T.I.C Lda	Plant protection	160,000.00
Timor-Leste	TIC, UNIPESAOAL LDA	Waste disposal	57,600.00
Turkey	FREEBIRD AIRLINES	AIRLINE MANAGEMENT AND OPERATIONS	116,400.00
Turkey	KULAK INSAAT TICARET VE SANAYI A.S	Cleaning services	295,165.00
Turkey	KULAK INSAAT TICARET VE SANAYI A.S	Construction work and site management, civil works	82,965.00
Turkey	MEHMET GOKDEMIR INSAAT SANAYI VE TICARET LIMITED SIRKETI	Construction work and site management, general	1,111,750.00
Turkey	YAPIT-URK INSAAT MUHENDISLIK SANAYI VE TICARET LIMITED SIRKETI	Maintenance and repair services	240,302.00
Turkey	YAPIT-URK INSAAT MUHENDISLIK SANAYI VE TICARET LIMITED SIRKETI	Maintenance and repair services	234,195.68
Uganda	A & M Executive Cleaning Services Co. Ltd.	Cleaning services	383,233.32
Uganda	A & M Executive Cleaning Services Co. Ltd.	Forest resources	302,028.50
Uganda	A & M Executive Cleaning Services Co. Ltd.	General building maintenance and repair n.e.c.	408,633.87
Uganda	A & M Executive Cleaning Services Co. Ltd.	Waste disposal	39,402.90
Uganda	ASKAR SECURITY SERVICES LIMITED	Security services	191,468.00
Uganda	CHEMIPHAR (U) LTD	Materials testing	37,480.42
Uganda	ENTEBBE HANDLING SERVICES LTD	Airports	1,380,984.00
Uganda	ENTEBBE HANDLING SERVICES LTD	Airports	995,573.22
Uganda	ENTEBBE HANDLING SERVICES LTD	Airports	995,116.70
Uganda	ENTEBBE HANDLING SERVICES LTD	Airports	736,800.00
Uganda	ENTEBBE HANDLING SERVICES LTD	Airports	690,490.00
Uganda	ENTEBBE HANDLING SERVICES LTD	Airports	690,490.00
Uganda	ENTEBBE HANDLING SERVICES LTD	Airports	471,350.00
Uganda	Entebbe Handling Services Ltd ( ENHAS )	Technical vocational training	268,524.00
Uganda	Entebbe Handling Services Ltd ( ENHAS )	Technical vocational training	111,883.00
Uganda	ENTEBBE HANDLING SERVICES LTD (ENHAS)	Airports	162,000.02
Uganda	ENTEBBE HANDLING SERVICES LTD (ENHAS)	Airports	95,000.00
Uganda	ENTEBBE HANDLING SERVICES LTD (ENHAS)	Airports	92,500.00
Uganda	GEORGIOS CHOREATELLIS	Office maintenance and repair	57,140.00
Uganda	GRAPHIC SYSTEMS (U) LTD	Printing services	58,096.50
Uganda	HOME MADE COMMODITIES (U) LTD.	Machinery, electrical equipment and vehicles maintenance and repair	249,600.00
Uganda	IMPERIAL BOTANICAL BEACH HOTEL	Hotel industry	49,000.00
Uganda	IMPERIAL BOTANICAL BEACH HOTEL	Hotel industry	45,000.00
Uganda	KIREKA LORRY DRIVERS ENTERPRISES	Concrete, sand, aggregates and stone products industry	85,066.50
Uganda	KWIK BUILD CONSTRUCTORS &	Construction services, n.e.c.	1,929,990.60
Uganda	MONITOR PUBLICATIONS LTD	Publishing services	56,978.06
Uganda	MONITOR PUBLICATIONS LTD	Publishing services	37,635.63
Uganda	Mr Emmanuel Tumusiime	Real estate services	48,000.00
Uganda	Mr Emmanuel Tumusiime	Real estate services	36,000.00
Uganda	NATION MEDIA GROUP LIMITED	Publishing services	50,103.54
Uganda	NATION MEDIA GROUP LIMITED	Publishing services	42,226.32
Uganda	PROCURE SERVICES LTD	Printing services	174,600.00
Uganda	PROTEA HOTEL ENTEBBE	Hotel industry	51,023.00
Uganda	PROTEA HOTEL ENTEBBE	Hotel industry	50,000.00
Uganda	RITE-WAY SOLUTIONS LTD.	Construction work and site management, general	182,225.00
Uganda	Saahib Enterprises Limited	Plumbing maintenance and repair	45,000.04
Uganda	Saahib Enterprises Limited	Plumbing maintenance and repair	45,000.04
Uganda	SAFI CLEANING SERVICES	Cleaning services	143,066.16
Uganda	SDV Transami (Uganda) Ltd	Freight forwarding	1,000,000.00
Uganda	SEROMA LTD	Cement, lime and plaster industry	124,255.32
Uganda	SHORE LIMITED	Catering services	287,120.50
Uganda	SHORE LIMITED	Catering services	51,841.50
Uganda	SPEDAG INTERFREIGHT UGANDA LIMITED.	Freight forwarding	291,755.00
Uganda	SPEDAG INTERFREIGHT UGANDA LIMITED.	Freight forwarding	100,000.00
Uganda	SPEDAG INTERFREIGHT UGANDA LIMITED.	Freight forwarding	50,000.00
Uganda	SPEDAG INTERFREIGHT UGANDA LTD	Freight forwarding	78,136.00
Uganda	SPEDAG INTERFREIGHT UGANDA LTD	Freight forwarding	43,443.10
Uganda	SUPERCLEAN LIMITED	Cleaning services	30,601.20
Uganda	THE CENTRE FOR LIFELONG LEARNING, COLLEGE OF EDUCATION AND EXTERNAL STUDIES	Training, other	74,584.00
Uganda	UGANDA TELECOM LTD	Data communications systems	143,880.00
Uganda	Unifreight Trucking Services Ltd.	Road transport	43,500.00
Uganda	VICTORIA PUMPS	Hydraulic structures	332,200.00
Uganda	VICTORIA PUMPS	Hydraulic structures	100,000.00
Uganda	ZHONGHAO OVERSEAS CONSTRUCTION	Construction services, n.e.c.	2,981,945.02
Uganda	Zhonghao Overseas Construction ENG. Co. Ltd.	Construction work and site management, buildings	60,291.87
Uganda	Zhonghao Overseas Construction ENG. Co. Ltd.	Construction work and site management, general	139,663.20
Uganda	Zhonghao Overseas Construction ENG. Co. Ltd.	Construction work and site management, general	70,048.08
Ukraine	ANTONOV COMPANY	FREIGHT FORWARDING	865,000.00
Ukraine	ANTONOV COMPANY	FREIGHT FORWARDING	712,000.00
Ukraine	ANTONOV COMPANY	FREIGHT FORWARDING	158,000.00
Ukraine	ANTONOV COMPANY	FREIGHT FORWARDING	54,000.00
Ukraine	INTERNATIONAL JOINT STOCK AVIATION COMPANY (URGA)	Air navigation services	62,233.38
Ukraine	INTERNATIONAL JOINT STOCK AVIATION COMPANY (URGA)	Air navigation services	35,572.39
Ukraine	PJSC AVIATION COMPANY UKRAINIAN	AIRLINE MANAGEMENT AND OPERATIONS	18,340,000.00
Ukraine	PJSC AVIATION COMPANY UKRAINIAN	AIRLINE MANAGEMENT AND OPERATIONS	14,415,500.00
Ukraine	PJSC AVIATION COMPANY UKRAINIAN	AIRLINE MANAGEMENT AND OPERATIONS	7,401,832.00
Ukraine	PJSC AVIATION COMPANY UKRAINIAN	AIRLINE MANAGEMENT AND OPERATIONS	7,000,000.00
Ukraine	PJSC AVIATION COMPANY UKRAINIAN	AIRLINE MANAGEMENT AND OPERATIONS	6,562,500.00
Ukraine	PJSC AVIATION COMPANY UKRAINIAN	AIRLINE MANAGEMENT AND OPERATIONS	6,200,000.00
Ukraine	PJSC AVIATION COMPANY UKRAINIAN	AIRLINE MANAGEMENT AND OPERATIONS	5,151,000.00
Ukraine	PJSC AVIATION COMPANY UKRAINIAN	AIRLINE MANAGEMENT AND OPERATIONS	5,091,000.00
Ukraine	PJSC AVIATION COMPANY UKRAINIAN	AIRLINE MANAGEMENT AND OPERATIONS	4,820,000.00
Ukraine	PJSC AVIATION COMPANY UKRAINIAN	AIRLINE MANAGEMENT AND OPERATIONS	2,500,000.00
Ukraine	PJSC AVIATION COMPANY UKRAINIAN	AIRLINE MANAGEMENT AND OPERATIONS	2,000,000.00
Ukraine	PJSC AVIATION COMPANY UKRAINIAN	AIRLINE MANAGEMENT AND OPERATIONS	1,920,000.00
Ukraine	PJSC AVIATION COMPANY UKRAINIAN	AIRLINE MANAGEMENT AND OPERATIONS	1,900,000.00
Ukraine	PJSC AVIATION COMPANY UKRAINIAN	AIRLINE MANAGEMENT AND OPERATIONS	1,579,037.62
Ukraine	PJSC AVIATION COMPANY UKRAINIAN	AIRLINE MANAGEMENT AND OPERATIONS	81,500.00
Ukraine	PRIVATE CORPORATION INTERNATIONAL	AIRLINE MANAGEMENT AND OPERATIONS	3,100,000.00
Ukraine	PRIVATE CORPORATION INTERNATIONAL	AIRLINE MANAGEMENT AND OPERATIONS	1,376,000.00
Ukraine	PRIVATE CORPORATION INTERNATIONAL	AIRLINE MANAGEMENT AND OPERATIONS	1,000,000.00
Ukraine	PRIVATE CORPORATION INTERNATIONAL	AIRLINE MANAGEMENT AND OPERATIONS	933,792.79
Ukraine	PRIVATE CORPORATION INTERNATIONAL	AIRLINE MANAGEMENT AND OPERATIONS	800,000.00
Ukraine	PRIVATE CORPORATION INTERNATIONAL	AIRLINE MANAGEMENT AND OPERATIONS	723,555.00
Ukraine	PRIVATE CORPORATION INTERNATIONAL	AIRLINE MANAGEMENT AND OPERATIONS	500,000.00
Ukraine	PRIVATE CORPORATION INTERNATIONAL	AIRLINE MANAGEMENT AND OPERATIONS	310,000.00
Ukraine	PRIVATE CORPORATION INTERNATIONAL	AIRLINE MANAGEMENT AND OPERATIONS	250,000.00
Ukraine	UKRAINIAN HELICOPTERS	AIRLINE MANAGEMENT AND OPERATIONS	3,248,000.00
Ukraine	UKRAINIAN HELICOPTERS	AIRLINE MANAGEMENT AND OPERATIONS	2,670,000.00
Ukraine	UKRAINIAN HELICOPTERS	AIRLINE MANAGEMENT AND OPERATIONS	1,170,000.00
Ukraine	UKRAINIAN HELICOPTERS	AIRLINE MANAGEMENT AND OPERATIONS	532,000.00
Ukraine	UKRAINIAN HELICOPTERS	AIRLINE MANAGEMENT AND OPERATIONS	233,160.00
United Arab Emirates	ACTCO Gulf Freight LLC	Freight forwarding	115,000.00
United Arab Emirates	CMC Network Middle East	Data transmission	62,388.54
United Arab Emirates	CMC Network Middle East	Data transmission	52,463.09
United Arab Emirates	Fast Lane Computer Consultancy	Training, other	30,500.00

UNPD continued

## Major contracts for services and works by UN organization

AGENCY			Contract Value
Location of Supplier	Name of Contractor	Description of Services	USD
United Arab Emirates	GLOBAL LOGISTIC SERVICES CO. LLC	Catering services	1,370,536.30
United Arab Emirates	Golden Relief Resources LLC	Television broadcasting	106,000.00
United Arab Emirates	GULF SUPPLIES & COMMERCIAL SERVICES	Data transmission	187,671.26
United Arab Emirates	GULF SUPPLIES & COMMERCIAL SERVICES	Specialised communications systems	336,000.00
United Arab Emirates	Headlinks General Trading LLC	Telephone services	77,918.00
United Arab Emirates	O.K.I General Trading	Maintenance and repair services	83,656.00
United Arab Emirates	O.K.I GENERAL TRADING LLC	Construction services, n.e.c.	57,342.50
United Arab Emirates	O.K.I. General Trading LLC	Disaster prevention	52,103.00
United Arab Emirates	O.K.I. General Trading LLC	Road transport	1,093,123.00
United Arab Emirates	RA INTERNATIONAL	Construction work and site management, general	78,905.97
United Arab Emirates	RA INTERNATIONAL	Construction work and site management, general	78,897.00
United Arab Emirates	RA International FCZO	Construction services, n.e.c.	50,134.85
United Arab Emirates	RA International FCZO	Construction services, n.e.c.	50,134.75
United Arab Emirates	RA International FCZO	Construction services, n.e.c.	33,080.36
United Arab Emirates	RA International FCZO	Construction work and site management, civil works	1,611,467.72
United Arab Emirates	RA International FCZO	Construction work and site management, civil works	1,213,876.43
United Arab Emirates	RA International FCZO	Construction work and site management, general	531,145.69
United Arab Emirates	RA International FCZO	Construction work and site management, general	505,358.47
United Arab Emirates	RA International FCZO	Construction work and site management, general	499,593.15
United Arab Emirates	RA International FCZO	Construction work and site management, general	152,974.86
United Arab Emirates	RA International FCZO	Construction work and site management, general	132,350.36
United Arab Emirates	RA International FCZO	Construction work and site management, general	124,373.16
United Arab Emirates	RA International FCZO	Construction work and site management, general	100,411.30
United Arab Emirates	RA International FCZO	Construction work and site management, general	96,497.05
United Arab Emirates	RA International FCZO	Construction work and site management, general	75,195.91
United Arab Emirates	RA International FCZO	Construction work and site management, general	60,888.60
United Arab Emirates	RA International FCZO	Construction work and site management, general	60,888.60
United Arab Emirates	RA International FCZO	Construction work and site management, general	56,538.72
United Arab Emirates	RA International FCZO	Construction work and site management, general	54,285.30
United Arab Emirates	RA International FCZO	Construction work and site management, general	51,984.06
United Arab Emirates	RA International FCZO	Construction work and site management, general	40,661.70
United Arab Emirates	RA International FCZO	Construction work and site management, general	38,215.50
United Arab Emirates	RA International FCZO	Construction work and site management, general	33,080.36
United Arab Emirates	RA International FCZO	Maintenance and repair services	516,525.00
United Arab Emirates	RA International FCZO	Plumbing maintenance and repair	789,981.64
United Arab Emirates	RA International FCZO	Plumbing maintenance and repair	95,979.92
United Arab Emirates	RA International FCZO	Plumbing maintenance and repair	38,266.58
United Arab Emirates	RA International FCZO	Satellite communications	909,840.99
United Arab Emirates	RA International FCZO	Water supply and sanitation	95,303.96
United Arab Emirates	RMSI Holdings FZC	Evacuation	85,250.00
United Arab Emirates	SKA International Group (Skylink Arabia)	Shipping	40,000.00
United Arab Emirates	SKA INTERNATIONAL GROUP LIMITED	Machinery, electrical equipment and vehicles maintenance and repair	56,350.00
United Arab Emirates	SKY GULF TRADING	Electrical industrial machinery manufacture	49,370.00
United Arab Emirates	Supreme Foodservice GmbH	Cleaning services	186,567.16
United Arab Emirates	Supreme Foodservice GmbH	General management, other	764,998.98
United Arab Emirates	Supreme Foodservice GmbH	Specialised transport operations	10,304,151.71
United Arab Emirates	Supreme Foodservice GmbH	Specialised transport operations	10,135,620.33
United Arab Emirates	Supreme Foodservice GmbH	Specialised transport operations	4,440,259.86
United Arab Emirates	TRISTAR TRANSPORT LLC	General project management	25,519,605.00
United Arab Emirates	TRISTAR TRANSPORT LLC	General project management	9,165,000.00
United Arab Emirates	TRISTAR TRANSPORT LLC	General project management	2,841,544.00
United Arab Emirates	TRISTAR TRANSPORT LLC	General project management	1,882,468.00
United Arab Emirates	TRISTAR TRANSPORT LLC	General project management	1,191,205.32
United Arab Emirates	UNITED AVIATION SERVICES	Materials handling	150,948.00
United Arab Emirates	UNITED AVIATION SERVICES	Materials handling	112,779.20
United Kingdom	AIR CHARTER SERVICE PLC	FREIGHT FORWARDING	224,500.00
United Kingdom	BAILLIE GIFFORD OVERSEAS, LTD.	FINANCIAL SERVICES AND INSURANCE	2,400,000.00
United Kingdom	BAILLIE GIFFORD OVERSEAS, LTD.	FINANCIAL SERVICES AND INSURANCE	2,400,000.00
United Kingdom	BARRETT EUROPE LIMITED	Foreign exchange	44,910.74
United Kingdom	Cable Telecommunications Technical Services	Training, other	42,374.22
United Kingdom	CHAPMAN FREEBORN AIRCHARTERING	FREIGHT FORWARDING	3,571,900.00
United Kingdom	CHAPMAN FREEBORN AIRCHARTERING	FREIGHT FORWARDING	2,562,000.00
United Kingdom	CHAPMAN FREEBORN AIRCHARTERING	FREIGHT FORWARDING	846,500.00
United Kingdom	CHAPMAN FREEBORN AIRCHARTERING	FREIGHT FORWARDING	808,792.39
United Kingdom	CHAPMAN FREEBORN AIRCHARTERING	FREIGHT FORWARDING	540,000.00
United Kingdom	THE CHARTERED INSTITUTE OF LOGISTICS & TRANSPORT IN THE UK	Professional training	49,394.70
United Kingdom	THE CHARTERED INSTITUTE OF LOGISTICS & TRANSPORT IN THE UK	Professional training	47,957.21
United Kingdom	THE CHARTERED INSTITUTE OF LOGISTICS & TRANSPORT IN THE UK	Professional training	35,126.05
United Kingdom	THE CHARTERED INSTITUTE OF LOGISTICS & TRANSPORT IN THE UK	Professional training	34,535.04
United Kingdom	Codan Ltd.	Radio communications	660,780.00
United Kingdom	CTEQ LTD	Groundwater development	38,361.10
United Kingdom	CTEQ LTD	Satellite communications	130,117.54
United Kingdom	CTEQ LTD	Satellite communications	39,699.80
United Kingdom	CTEQ LTD	Telephone services	110,920.45
United Kingdom	DHL Global Forwarding (UK) Ltd.	Freight forwarding	46,604.90
United Kingdom	DHL GLOBAL FORWARDING UK LTD.	Freight forwarding	48,571.58
United Kingdom	DOMINO TELECOM SOLUTIONS LTD	Pc hardware maintenance and support	73,300.00
United Kingdom	DOMINO TELECOM SOLUTIONS LTD	Telephone services	46,754.00
United Kingdom	ES-KO (UK) LTD	Catering services	2,053,523.61
United Kingdom	Euro Controls Automation	Telecommunication industry	52,849.00
United Kingdom	EuroControls Automation Inc	Construction work and site management, general	57,718.15
United Kingdom	EuroControls Automation Inc.	Telecommunication industry	41,132.00
United Kingdom	I2 Limited	Vendor-specific software support and maintenance	38,496.74
United Kingdom	INFORMA UK LTD.	VENDOR-SPECIFIC SOFTWARE SUPPORT AN	33,600.00
United Kingdom	Jankel Armouring Limited	Maintenance and repair services	34,145.25
United Kingdom	Mindworks Inc Ltd.	Technical vocational training	30,934.96
United Kingdom	MOTOROLA INC	Freight forwarding	72,000.00
United Kingdom	MOTOROLA INC	Freight forwarding	50,000.00
United Kingdom	MOTOROLA INC	Radio communications	5,173,302.20
United Kingdom	MOTOROLA SOLUTIONS UK LIMITED	Communications, other	399,706.05
United Kingdom	MOTOROLA SOLUTIONS UK LIMITED	Communications, other	76,417.20
United Kingdom	MOTOROLA SOLUTIONS UK LIMITED	Communications, other	58,665.60
United Kingdom	Motorola Solutions UK Limited	Radio communications	91,773.80
United Kingdom	Motorola Solutions UK Limited	Software installation	113,520.00
United Kingdom	MOTOROLA SOLUTIONS UK LIMITED	Technical vocational training	39,567.00
United Kingdom	MOTOROLA SOLUTIONS UK LIMITED	OFFICE, COMPUTER AND COMMUNICATION	164,403.48
United Kingdom	MOTOROLA SOLUTIONS UK LIMITED	OFFICE, COMPUTER AND COMMUNICATION	104,100.00
United Kingdom	MOTOROLA SOLUTIONS UK LTD.( FORMERLY MOTOROLA INC.)	Supervision/inspection of equipment installation	47,400.00
United Kingdom	Motorola Solutions UK Ltd	Banking and investment, other	82,887.77
United Kingdom	Motorola Solutions UK Ltd	Communications, other	147,377.15
United Kingdom	Motorola Solutions UK Ltd	Language	55,000.00
United Kingdom	Motorola Solutions UK Ltd	Radio communications	37,000.00
United Kingdom	Motorola Solutions UK Ltd	Training, other	31,863.88
United Kingdom	OXFORD ANALYTICA INC.	DATA COMMUNICATIONS SYSTEMS	155,000.00
United Kingdom	OXFORD UNIVERSITY PRESS	DATA COMMUNICATIONS SYSTEMS	89,808.00
United Kingdom	QA LIMITED	Professional training	49,314.79
United Kingdom	QA LIMITED	Professional training	49,037.97
United Kingdom	RAINBO SUPPLIES AND SERVICES LTD	Construction work and site management, general	410,932.00
United Kingdom	Rainbo Supplies and Services Ltd	Pc hardware maintenance and support	31,223.06
United Kingdom	RICOH INTERNATIONAL B.V.	Office equipment leasing and rentals	1,102,708.07
United Kingdom	RICOH INTERNATIONAL B.V.	Office equipment leasing and rentals	341,610.94
United Kingdom	RICOH INTERNATIONAL B.V.	Office equipment leasing and rentals	270,929.14
United Kingdom	RICOH INTERNATIONAL B.V.	Office equipment leasing and rentals	219,362.75

UNPD continued

## Major contracts for services and works by UN organization

AGENCY			Contract Value
Location of Supplier	Name of Contractor	Description of Services	USD
United Kingdom	RICOH INTERNATIONAL B.V.	Office equipment leasing and rentals	213,013.90
United Kingdom	RICOH INTERNATIONAL B.V.	Office equipment leasing and rentals	195,270.80
United Kingdom	RICOH INTERNATIONAL B.V.	Office equipment leasing and rentals	170,526.04
United Kingdom	RICOH INTERNATIONAL B.V.	Office equipment leasing and rentals	146,256.48
United Kingdom	RICOH INTERNATIONAL B.V.	Office equipment leasing and rentals	119,683.82
United Kingdom	Ricoh International B.V.	Office equipment leasing and rentals	93,110.29
United Kingdom	RICOH INTERNATIONAL B.V.	Office equipment leasing and rentals	41,300.31
United Kingdom	RICOH INTERNATIONAL B.V.	Office equipment leasing and rentals	38,616.64
United Kingdom	RICOH INTERNATIONAL B.V.	Office equipment leasing and rentals	36,003.97
United Kingdom	RICOH INTERNATIONAL B.V.	Office equipment leasing and rentals	34,689.92
United Kingdom	Ricoh International B.V.	Satellite communications	1,217,694.15
United Kingdom	RICOH International BV	Office equipment leasing and rentals	128,704.66
United Kingdom	RICOH INTERNATIONAL BV	Office equipment leasing and rentals	74,501.99
United Kingdom	RSM Tenon	Auditing	100,455.86
United Kingdom	S Koronka (Manufacturing) Ltd.	Storage	132,833.71
United Kingdom	STAKEHOLDER FORUM FOR A SUSTAINABLE FUTURE	Management advisory services	573,563.00
United Kingdom	THE HEIGHTEC GROUP LTD	Telecommunication, other	72,814.08
United Kingdom	The National Access and Rescue Centre (NARC) (The Heightec Group Limited)	Technical vocational training	40,877.40
United Kingdom	The National Access and Rescue Centre (NARC) (The Heightec Group Limited)	Technical vocational training	31,281.33
United Kingdom	Winchester Procurement Limited	Disaster prevention	99,422.29
United Republic of Tanzania	ARUSHA ART LIMITED	Maintenance and repair services	100,000.00
United Republic of Tanzania	ARUSHA FREIGHT & TRANSPORT AGENCY LTD	Freight forwarding	35,000.00
United Republic of Tanzania	ARUSHA INTERNATIONAL CONFERENCE CENTRE	Housing	1,277,415.21
United Republic of Tanzania	HABARI NODE LIMITED	Information services	86,000.00
United Republic of Tanzania	HABARI NODE LIMITED	Office, computer and communication equipment maintenance and repair	43,000.00
United Republic of Tanzania	MFI OFFICE SOLUTIONS (TZ) LIMITED	Office equipment leasing and rentals	110,800.00
United Republic of Tanzania	MOLLEL ELECTRICAL CONTRACTORS LTD	Construction work and site management, buildings	126,253.13
United Republic of Tanzania	PECUNIA HOLDINGS (T) LTD	Maintenance and repair services	71,157.34
United Republic of Tanzania	SimbaNET (T) Ltd	Data communications systems	204,768.00
United Republic of Tanzania	SimbaNET (T) Ltd	Data communications systems	128,375.00
United Republic of Tanzania	SimbaNET (T) Ltd	Data communications systems	103,686.00
United Republic of Tanzania	SimbaNET (T) Ltd	Data communications systems	84,500.00
United Republic of Tanzania	SimbaNET (T) Ltd	Data communications systems	64,190.00
United Republic of Tanzania	Simbanet (T) Ltd	Satellite communications	45,300.00
United Republic of Tanzania	TANZANIA ELECTRIC SUPPLY COMPANY	Electricity distribution	280,045.54
United Republic of Tanzania	TANZANIA TELECOMMUNICATIONS CO. LTD	Telephone services	41,250.00
United Republic of Tanzania	THE JUBILEE INSURANCE COMPANY	Insurance, other	46,581.00
United Republic of Tanzania	ULTIMATE SECURITY LTD	Security services	141,792.00
United Republic of Tanzania	Unicoil (East Africa) Company Limited	Construction work and site management, civil works	1,168,516.56
United Republic of Tanzania	Unicoil (East Africa) Company Limited	Construction work and site management, civil works	1,155,801.22
United Republic of Tanzania	Unicoil (East Africa) Company Limited	Construction work and site management, civil works	828,660.08
United States of America	(E-CORNELL) TOWER INNOVATIVE	TRAINING	350,000.00
United States of America	304 E. 45th STREET ASSOCIATES	Real estate services	2,181,995.98
United States of America	304 E. 45th STREET ASSOCIATES	Real estate services	1,863,964.95
United States of America	304 E. 45th STREET ASSOCIATES	Real estate services	683,109.60
United States of America	304 E. 45th STREET ASSOCIATES	Real estate services	554,838.74
United States of America	304 E. 45th STREET ASSOCIATES	Real estate services	500,858.64
United States of America	304 E. 45th STREET ASSOCIATES	Real estate services	461,789.44
United States of America	304 E. 45th STREET ASSOCIATES	Real estate services	115,000.00
United States of America	304 E. 45th STREET ASSOCIATES	Real estate services	95,000.00
United States of America	304 E. 45th STREET ASSOCIATES	Real estate services	78,000.00
United States of America	31-00 47TH AVENUE, LLC C/O KND	Real estate services	253,413.00
United States of America	4G DATA SYSTEMS, INC.	PC HARDWARE MAINTENANCE AND SUPPORT	404,082.67
United States of America	7CITY LEARNING INC.	TRAINING	36,000.00
United States of America	866 UN PLAZA ASSOCIATES LLC	Real estate services	1,661,561.71
United States of America	866 UN PLAZA ASSOCIATES LLC	Real estate services	284,000.00
United States of America	A R RICHBURG, LLC	OFFICE, COMPUTER AND COMMUNICATION	62,400.00
United States of America	A&A CONSULTING GROUP, LLC	MARKETING	43,755.50
United States of America	A&A CONSULTING GROUP, LLC	MARKETING	40,563.00
United States of America	A&A CONSULTING GROUP, LLC	MARKETING	32,936.00
United States of America	A&A CONSULTING GROUP, LLC	MARKETING	32,208.00
United States of America	A&A CONSULTING GROUP, LLC	MARKETING	32,208.00
United States of America	A-1 INTERNATIONAL, INC.	CLEANING SERVICES	438,615.56
United States of America	A-1 INTERNATIONAL, INC.	CLEANING SERVICES	37,090.55
United States of America	A-1 INTERNATIONAL, INC.	VEHICLE PARKING SERVICES	103,930.56
United States of America	AASTRA TELECOM SWEDEN AB	Satellite communications	78,064.49
United States of America	AASTRA USA INC.	SPECIALISED COMMUNICATIONS SYSTEMS	140,024.69
United States of America	ABM JANITORIAL SERVICES	CLEANING SERVICES	4,101,570.85
United States of America	ABM JANITORIAL SERVICES	CLEANING SERVICES	1,879,852.67
United States of America	ABM JANITORIAL SERVICES	CLEANING SERVICES	770,440.17
United States of America	ABM JANITORIAL SERVICES	CLEANING SERVICES	240,000.00
United States of America	ABM JANITORIAL SERVICES	CLEANING SERVICES	101,050.00
United States of America	ABM JANITORIAL SERVICES	CLEANING SERVICES	74,134.63
United States of America	ACCENTURE LLP	COMPUTER PROGRAMMING	160,000.00
United States of America	ACCENTURE LLP	INFORMATION TECHNOLOGY	218,000.00
United States of America	ACCENTURE LLP	SYSTEM DESIGN AND DEVELOPMENT	5,101,512.00
United States of America	ACCENTURE LLP	SYSTEM DESIGN AND DEVELOPMENT	4,010,000.00
United States of America	ACCENTURE LLP	SYSTEM DESIGN AND DEVELOPMENT	3,609,322.60
United States of America	ACCENTURE LLP	SYSTEM DESIGN AND DEVELOPMENT	2,231,080.00
United States of America	ACCENTURE LLP	SYSTEM DESIGN AND DEVELOPMENT	1,524,699.00
United States of America	ACCENTURE LLP	SYSTEM DESIGN AND DEVELOPMENT	372,511.00
United States of America	ACCENTURE LLP	SYSTEM DESIGN AND DEVELOPMENT	299,000.00
United States of America	ACCENTURE LLP	SYSTEM DESIGN AND DEVELOPMENT	295,172.00
United States of America	ACCESS IT GROUP, INC.	OFFICE, COMPUTER AND COMMUNICATION	300,000.00
United States of America	ACCESS IT GROUP, INC.	OFFICE, COMPUTER AND COMMUNICATION	166,678.20
United States of America	ACCESS IT GROUP, INC.	OFFICE, COMPUTER AND COMMUNICATION	125,427.25
United States of America	ACCUIY, INC.	SYSTEM DESIGN AND DEVELOPMENT	90,960.00
United States of America	ACoustiguide, Inc.	AUDIO-VISUAL SERVICES	455,752.28
United States of America	ACQUIRE MEDIA VENTURES INC.	DATA COMMUNICATIONS SYSTEMS	98,400.00
United States of America	ADVANCED COMPUTER CONSULTING	PC HARDWARE MAINTENANCE AND SUPPORT	35,000.00
United States of America	AJ IMAGES, INC.	PRINTING SERVICES	31,604.60
United States of America	ALEXANDER WOLF + SON	ARCHITECTURE, ENGINEERING, CONSTRUC	407,994.00
United States of America	ALEXANDER WOLF + SON	ARCHITECTURE, ENGINEERING, CONSTRUC	114,375.00
United States of America	ALEXANDER WOLF + SON	ARCHITECTURE, ENGINEERING, CONSTRUC	66,918.00
United States of America	ALEXANDER WOLF + SON	CONSTRUCTION	154,290.00
United States of America	ALEXANDER WOLF + SON	CONSTRUCTION	37,220.00
United States of America	ALEXANDER WOLF + SON	CONSTRUCTION	34,713.00
United States of America	ALEXANDER WOLF + SON	GENERAL BUILDING MAINTENANCE	50,338.00
United States of America	ALEXANDER WOLF + SON	SECURITY SERVICES	54,248.00
United States of America	ALSTOM POWER RENTALS LLC	Electricity distribution	1,774,911.45
United States of America	ALSTOM POWER RENTALS LLC	Electricity distribution	1,150,333.00
United States of America	ALSTOM POWER RENTALS LLC	Electricity generation	4,000,000.00
United States of America	ALYX & YEYI LLC	Radio communications	63,120.00
United States of America	AMERICAN EXPRESS	CREDIT	38,000.00
United States of America	AMERICAN EXPRESS TRAVEL RELATED SVC	Travel	48,524,730.00
United States of America	AMERICAN EXPRESS TRAVEL RELATED SVC	TRAVEL AGENCIES	1,492,500.95
United States of America	AMERICAN EXPRESS TRAVEL RELATED SVC	TRAVEL AGENCIES	449,999.00
United States of America	APC - AMERICAN POWER CONVERSION	CONSTRUCTION	568,285.84
United States of America	ARAMEX INTERNATIONAL	POSTAL AND DELIVERY SERVICES	54,000.00
United States of America	ARAMEX INTERNATIONAL	PRIVILEGES AND IMMUNITIES	41,440.04
United States of America	ARAMEX INTERNATIONAL	SHIPPING	332,000.00

UNPD continued

## Major contracts for services and works by UN organization

AGENCY			Contract Value
Location of Supplier	Name of Contractor	Description of Services	USD
United States of America	ARAMEX INTERNATIONAL	SHIPPING	66,470.14
United States of America	ARGUS INVESTORS' COUNSEL, INC.	FINANCIAL SERVICES AND INSURANCE	550,000.00
United States of America	ARGUS INVESTORS' COUNSEL, INC.	FINANCIAL SERVICES AND INSURANCE	550,000.00
United States of America	ARISTA AIR CONDITIONING CORP.	SPECIAL PURPOSE EQUIPMENT MAINTENAN	774,039.26
United States of America	ARISTA AIR CONDITIONING CORP.	SPECIAL PURPOSE EQUIPMENT MAINTENAN	48,791.97
United States of America	ARTEX INC.	ARCHITECTURE, ENGINEERING, CONSTRU	35,600.00
United States of America	ASSET INVENTORIES INC.	GENERAL MANAGEMENT SERVICES	141,600.00
United States of America	AT&T CORP.	COMMUNICATIONS	279,000.00
United States of America	AT&T CORP.	COMMUNICATIONS	93,000.00
United States of America	AT&T CORP.	COMPUTER RELATED SERVICES N.E.C.	48,912.00
United States of America	AT&T CORP.	TELECOMMUNICATION INDUSTRY	50,049.00
United States of America	AT&T CORP.	TELECOMMUNICATIONS	2,426,380.00
United States of America	AT&T CORP.	TELECOMMUNICATIONS	124,608.00
United States of America	AT&T CORP.	TELECOMMUNICATIONS	51,525.00
United States of America	AUTOMATED GRAPHIC SYSTEMS, LLC	PRINTING SERVICES	66,452.00
United States of America	Aviat U.S. Inc.	Communications, other	50,977.88
United States of America	AVIAT US INC.	OFFICE, COMPUTER AND COMMUNICATION	128,180.00
United States of America	BANCROFT GLOBAL DEVELOPMENT	Legal specialisms	388,800.00
United States of America	BEERS ENTERPRISES, INC.	SATELLITE COMMUNICATIONS	40,800.00
United States of America	Bell Pottinger Communication USA LLC	Communication process	3,452,263.48
United States of America	Bell Pottinger Communication USA LLC	Communication process	1,355,173.06
United States of America	Bell Pottinger Communication USA LLC	Communication process	1,159,991.56
United States of America	Bell Pottinger Communication USA LLC	Communication process	735,600.00
United States of America	Bell Pottinger Communication USA LLC	Machinery, electrical equipment and vehicles maintenance and repair	984,477.00
United States of America	BLACKMESH, INC.	DATA TRANSMISSION	45,900.00
United States of America	BLOOMBERG FINANCE L.P.	COMPUTER RELATED SERVICES N.E.C.	150,000.00
United States of America	BLOOMBERG FINANCE L.P.	COMPUTER RELATED SERVICES N.E.C.	105,999.00
United States of America	BLOOMBERG FINANCE L.P.	MARKET RESEARCH	800,000.00
United States of America	BLOOMBERG FINANCE L.P.	MARKET RESEARCH	730,000.00
United States of America	BLOOMBERG FINANCE L.P.	MARKET RESEARCH	72,000.00
United States of America	BMS CAT INC.	CLEANING SERVICES	1,500,000.00
United States of America	BNP PARIBAS ASSET MANAGEMENT INC.	FINANCIAL SERVICES AND INSURANCE	2,350,000.00
United States of America	BNP PARIBAS ASSET MANAGEMENT INC.	FINANCIAL SERVICES AND INSURANCE	2,350,000.00
United States of America	BNP PARIBAS ASSET MANAGEMENT INC.	FINANCIAL SERVICES AND INSURANCE	1,700,001.00
United States of America	BNP PARIBAS ASSET MANAGEMENT INC.	FINANCIAL SERVICES AND INSURANCE	1,416,667.00
United States of America	BRIGHTCOVE INC.	CHANNELS OF COMMUNICATION	112,100.00
United States of America	BRILL ACADEMIC PUBLISHERS	DATA COMMUNICATIONS SYSTEMS	32,448.56
United States of America	BUCK CONSULTANTS, LLC	CONDITIONS OF EMPLOYMENT	176,000.00
United States of America	BUREAU VAN DIJK ELECTRONIC	INFORMATION SERVICES	45,000.00
United States of America	BUREAU VAN DIJK ELECTRONIC	INFORMATION SERVICES	45,000.00
United States of America	CAMBER CORPORATION	TRAINING	33,775.00
United States of America	CDW GOVERNMENT, INC.	OFFICE, COMPUTER AND COMMUNICATION	74,212.00
United States of America	CENTRAL MOVING & STORAGE CO., INC.	TRANSPORTATION, STORAGE AND MATERIA	100,355.50
United States of America	CERTIFIED MOVING & STORAGE LLC	TRANSPORTATION, STORAGE AND MATERIA	148,052.00
United States of America	CHARLES RIVER SYSTEMS, INC.	RESEARCH AND DEVELOPMENT	39,150.00
United States of America	CHARRIER, GIBSON & ASSOCIATES, INC.	SHIPPING	4,293,216.00
United States of America	CHARRIER, GIBSON & ASSOCIATES, INC.	SHIPPING	398,892.00
United States of America	CISCO SYSTEMS	Specialised communications systems	40,767.60
United States of America	CISCO SYSTEMS INC	Maintenance and repair services	59,107.18
United States of America	CISCO SYSTEMS INC	Office, computer and communication equipment maintenance and repair	275,774.52
United States of America	CISCO SYSTEMS INC	Office, computer and communication equipment maintenance and repair	193,483.48
United States of America	CISCO SYSTEMS INC	Office, computer and communication equipment maintenance and repair	157,583.56
United States of America	CISCO SYSTEMS INC	Technical vocational training	150,000.00
United States of America	CISCO SYSTEMS INC	Technical vocational training	40,000.00
United States of America	Cisco Systems Inc.	Communications, other	66,085.20
United States of America	Cisco Systems Inc.	Educational technology	90,000.00
United States of America	Cisco Systems Inc.	Educational technology	60,000.00
United States of America	Cisco Systems Inc.	Educational technology	60,000.00
United States of America	CISCO SYSTEMS INC.	Software installation	64,629.00
United States of America	Cisco Systems Inc.	Telecommunication, other	492,378.40
United States of America	Cisco Systems Inc.	Training, other	307,846.60
United States of America	Cisco Systems Inc.	Training, other	282,946.68
United States of America	Cisco Systems Inc.	Training, other	94,233.56
United States of America	Cisco Systems Inc.	Training, other	90,000.00
United States of America	Cisco Systems, Inc.	Local area network (lan) maintenance and support	1,596,562.00
United States of America	CISCO SYSTEMS, INC.	COMPUTER RELATED SERVICES N.E.C.	1,936,360.89
United States of America	CISCO SYSTEMS, INC.	COMPUTER RELATED SERVICES N.E.C.	982,583.35
United States of America	CISCO SYSTEMS, INC.	COMPUTER RELATED SERVICES N.E.C.	301,318.12
United States of America	CISCO SYSTEMS, INC.	COMPUTER RELATED SERVICES N.E.C.	120,293.32
United States of America	CISCO SYSTEMS, INC.	LEASING OR RENTAL SERVICES	52,676.00
United States of America	CISCO SYSTEMS, INC.	OFFICE, COMPUTER AND COMMUNICATION	230,700.40
United States of America	CISCO SYSTEMS, INC.	OFFICE, COMPUTER AND COMMUNICATION	82,083.29
United States of America	CISCO SYSTEMS, INC.	OFFICE, COMPUTER AND COMMUNICATION	81,401.72
United States of America	CISCO SYSTEMS, INC.	OFFICE, COMPUTER AND COMMUNICATION	81,401.72
United States of America	CISCO SYSTEMS, INC.	OFFICE, COMPUTER AND COMMUNICATION	66,889.84
United States of America	CISCO SYSTEMS, INC.	SPECIALISED COMMUNICATIONS SYSTEMS	60,120.00
United States of America	CISCO SYSTEMS, INC.	Conditions of employment	173,101.00
United States of America	CISCO SYSTEMS, INC.	Conditions of employment	168,205.80
United States of America	CISCO SYSTEMS, INC.	Conditions of employment	91,857.50
United States of America	CISCO WEBEX LLC	DATA TRANSMISSION	46,440.00
United States of America	CITIBANK N.A.	FINANCIAL SERVICES AND INSURANCE	1,320,000.00
United States of America	CITRIX SYSTEMS	COMPUTER RELATED SERVICES N.E.C.	67,032.00
United States of America	CITRIX SYSTEMS	COMPUTER RELATED SERVICES N.E.C.	40,960.00
United States of America	CITRIX SYSTEMS	OFFICE, COMPUTER AND COMMUNICATION	296,389.50
United States of America	CITRIX SYSTEMS	OFFICE, COMPUTER AND COMMUNICATION	205,890.00
United States of America	CITRIX SYSTEMS	OFFICE, COMPUTER AND COMMUNICATION	119,719.24
United States of America	CITRIX SYSTEMS	VENDOR-SPECIFIC SOFTWARE SUPPORT AN	294,075.00
United States of America	CIVOLUTION USA, INC.	PRODUCT SUPPORT SERVICES	38,000.00
United States of America	COFFEY INTERNATIONAL	SPECIALISED MANAGEMENT TRAINING	125,625.00
United States of America	COMMUNITY SYSTEMS FOUNDATION	TECHNOLOGY	167,639.00
United States of America	COMMUNITY SYSTEMS FOUNDATION	TECHNOLOGY	31,218.00
United States of America	COMP-U-FIELD	OFFICE, COMPUTER AND COMMUNICATION	134,572.00
United States of America	CROWNE PLAZA TIMES SQUARE MANHATTAN	LEGAL SPECIALISMS	75,514.50
United States of America	CSU INDUSTRIES, INC.	OFFICE, COMPUTER AND COMMUNICATION	378,468.00
United States of America	CSU INDUSTRIES, INC.	OFFICE, COMPUTER AND COMMUNICATION	182,282.00
United States of America	CSU INDUSTRIES, INC.	OFFICE, COMPUTER AND COMMUNICATION	150,882.54
United States of America	CUSHMAN AND WAKEFIELD, INC.	ARCHITECTURE, ENGINEERING, CONSTRU	50,000.00
United States of America	DAIWA SB INVESTMENTS (USA) LTD.	FINANCIAL SERVICES AND INSURANCE	400,000.00
United States of America	DAIWA SB INVESTMENTS (USA) LTD.	FINANCIAL SERVICES AND INSURANCE	250,000.00
United States of America	DEBEVOISE AND PLIMPTON	LEGAL SERVICES	200,000.00
United States of America	DELOITTE CONSULTING LLP	INDUSTRIAL ORGANIZATION AND ADMINIS	527,160.00
United States of America	DELOITTE CONSULTING LLP	INDUSTRIAL ORGANIZATION AND ADMINIS	314,964.00
United States of America	DELOITTE CONSULTING LLP	INDUSTRIAL ORGANIZATION AND ADMINIS	148,824.00
United States of America	DELOITTE CONSULTING LLP	INDUSTRIAL ORGANIZATION AND ADMINIS	141,219.00
United States of America	DELOITTE FINANCIAL ADVISORY	MANAGEMENT	445,000.00
United States of America	DHL EXPRESS (USA) INC.	Freight forwarding	300,000.00
United States of America	DHL EXPRESS (USA) INC.	Freight forwarding	48,005.56
United States of America	DHL EXPRESS (USA) INC.	DELIVERY SERVICES	42,000.00
United States of America	DHL EXPRESS (USA) INC.	PRIVILEGES AND IMMUNITIES	1,210,000.00
United States of America	DI DOMENICO + PARTNERS LLP	ARCHITECTURE, ENGINEERING, CONSTRU	2,410,610.40
United States of America	DIEBOLD ENTERPRISE SECURITY SYSTEMS	SECURITY SERVICES	418,750.05
United States of America	DIEBOLD ENTERPRISE SECURITY SYSTEMS	SECURITY SERVICES	61,396.53
United States of America	DIGITAL PISCATAWAY, LLC (DRT)	Real estate services	1,059,014.95

UNPD continued



## Major contracts for services and works by UN organization

AGENCY			Contract Value
Location of Supplier	Name of Contractor	Description of Services	USD
United States of America	DROGAS LLC	AUDIO-VISUAL SERVICES	1,500,000.00
United States of America	DUANE MORRIS LLP	LEGAL SERVICES	53,746.83
United States of America	DUN AND BRADSTREET, INC.	RISK MANAGEMENT	90,129.00
United States of America	DUN AND BRADSTREET, INC.	RISK MANAGEMENT	30,043.00
United States of America	EAGLE ASSET MANAGEMENT INC.	FINANCIAL SERVICES AND INSURANCE	1,540,000.00
United States of America	EBSCO/PUBLISHERS PUB. AND FULFILLME	DATA COMMUNICATIONS SYSTEMS	86,095.16
United States of America	EINHORN YAFFEE PRESCOTT ARCHITECTUR	ARCHITECTURE, ENGINEERING, CONSTRUC	1,781,617.82
United States of America	EINHORN YAFFEE PRESCOTT ARCHITECTUR	ARCHITECTURE, ENGINEERING, CONSTRUC	785,261.67
United States of America	EINHORN YAFFEE PRESCOTT ARCHITECTUR	ARCHITECTURE, ENGINEERING, CONSTRUC	675,016.59
United States of America	EINHORN YAFFEE PRESCOTT ARCHITECTUR	ARCHITECTURE, ENGINEERING, CONSTRUC	200,177.48
United States of America	EMC CORPORATION	COMPUTER RELATED SERVICES N.E.C.	48,261.00
United States of America	EMC CORPORATION	DATA STORAGE	42,014.00
United States of America	EMC CORPORATION	DATA STORAGE	32,148.00
United States of America	EMC CORPORATION	LEASING OR RENTAL SERVICES	1,246,687.21
United States of America	EMC CORPORATION	LEASING OR RENTAL SERVICES	187,524.00
United States of America	EMC CORPORATION	LEASING OR RENTAL SERVICES	82,572.00
United States of America	EMC CORPORATION	LEASING OR RENTAL SERVICES	52,676.00
United States of America	EMC CORPORATION	MANAGEMENT ADVISORY SERVICES	50,400.00
United States of America	EMC CORPORATION	OFFICE, COMPUTER AND COMMUNICATION	956,115.15
United States of America	EMC CORPORATION	OFFICE, COMPUTER AND COMMUNICATION	218,810.00
United States of America	EMC CORPORATION	OFFICE, COMPUTER AND COMMUNICATION	138,028.00
United States of America	EMC CORPORATION	OFFICE, COMPUTER AND COMMUNICATION	119,261.00
United States of America	EMC CORPORATION	OFFICE, COMPUTER AND COMMUNICATION	90,851.01
United States of America	EMC CORPORATION	VENDOR-SPECIFIC SOFTWARE SUPPORT AN	408,864.00
United States of America	EMERGING MARKETS COMMUNICATIONS INC. (EMC)	Data transmission	1,322,889.60
United States of America	Encompass LLC	Training, other	60,535.85
United States of America	ENCOMPASS, LCC	Professional training	70,964.00
United States of America	ENCOMPASS, LCC	Specialised management training	78,602.75
United States of America	Encompass, LLC	Training, other	88,495.00
United States of America	ENCOMPASS, LLC	MANAGEMENT TRAINING	1,189,790.94
United States of America	ENCOMPASS,LLC	Specialised management training	93,249.00
United States of America	ENCOMPASS,LLC	Tradesman's services, other	60,455.00
United States of America	ENTRUST, INC	SECURITY SERVICES	120,000.00
United States of America	ENVIRONMENTAL SYSTEMS RESEARCH	OFFICE, COMPUTER AND COMMUNICATION	32,250.00
United States of America	ENVIRONMENTAL SYSTEMS RESEARCH	VENDOR-SPECIFIC SOFTWARE SUPPORT AN	39,900.00
United States of America	Environmental Systems Research Institute, Inc. (ESRI)	Pc hardware maintenance and support	66,721.00
United States of America	Environmental Systems Research Institute, Inc. (ESRI)	Pc hardware maintenance and support	62,300.00
United States of America	Environmental Systems Research Institute, Inc. (ESRI)	Pc hardware maintenance and support	39,008.20
United States of America	Environmental Systems Research Institute, Inc. (ESRI)	Telephone services	49,400.00
United States of America	ENVIRONMENTAL SYSTEMS RESEARCH INSTITUTE,INC (ESRI)	Pc hardware maintenance and support	30,800.00
United States of America	EPLUS SYSTEMS INC.	VENDOR-SPECIFIC SOFTWARE SUPPORT AN	202,920.00
United States of America	EPLUS SYSTEMS INC.	VENDOR-SPECIFIC SOFTWARE SUPPORT AN	36,000.00
United States of America	EVERGREEN HELICOPTERS OF ALASKA INC	AIRLINE MANAGEMENT AND OPERATIONS	2,686,694.00
United States of America	FACTIVA	DATA COMMUNICATIONS SYSTEMS	362,199.00
United States of America	FARRAR FILTER CO., INC.	AIR POLLUTION	152,236.21
United States of America	FIDUCIARY TRUST COMPANY	FINANCIAL SERVICES AND INSURANCE	450,000.00
United States of America	FIDUCIARY TRUST COMPANY	FINANCIAL SERVICES AND INSURANCE	450,000.00
United States of America	FIRECOM, INC.	FIRE INSTALLATIONS MAINTENANCE AND	81,180.00
United States of America	FISHER ASSET MANAGEMENT LLC	FINANCIAL SERVICES AND INSURANCE	2,778,912.68
United States of America	FITCH SOLUTIONS, INC.	FINANCIAL SERVICES AND INSURANCE	87,775.00
United States of America	FIVE STAR CARTING, INC.	CLEANING SERVICES	79,940.04
United States of America	FIVE STAR CARTING, INC.	CLEANING SERVICES	35,532.12
United States of America	FORREST SOLUTIONS, INC.	PRINTING SERVICES	393,838.24
United States of America	FORRESTER RESEARCH	MANAGEMENT ADVISORY SERVICES	39,900.00
United States of America	FORRESTER RESEARCH	MANAGEMENT ADVISORY SERVICES	35,515.40
United States of America	FRED WEIDNER & SON PRINTERS, INC	PRINTING SERVICES	50,210.00
United States of America	FRED WEIDNER & SON PRINTERS, INC	PRINTING SERVICES	33,825.00
United States of America	FRED WEIDNER & SON PRINTERS, INC	PRINTING, PUBLISHING AND BOOKBINDIN	34,000.00
United States of America	FRONT PORCH DIGITAL INC.	It related consultancy	35,757.50
United States of America	FRONT PORCH DIGITAL INC.	Office, computer and communication equipment maintenance and repair	71,318.00
United States of America	FRONTIERMEDEX INC	Health care delivery	70,000.00
United States of America	FULBRIGHT & JAWORSKI, LLP	LEGAL SERVICES	1,225,000.00
United States of America	FULBRIGHT & JAWORSKI, LLP	LEGAL SERVICES	193,623.86
United States of America	GARDINER & THEOBALD INC	ARCHITECTURE, ENGINEERING, CONSTRUC	9,965,088.99
United States of America	GARDINER & THEOBALD INC	GENERAL MANAGEMENT SERVICES	147,297.60
United States of America	GARTNER, INC.	OFFICE, COMPUTER AND COMMUNICATION	186,280.00
United States of America	GATEKEEPER, INC.	MAINTENANCE AND REPAIR SERVICES	31,353.68
United States of America	GIMCO	Electrical installations maintenance and repair	31,440.00
United States of America	GIMCO	Freight forwarding	34,775.00
United States of America	GIMCO	Telecommunication, other	51,894.00
United States of America	GLEN COVE PROPERTY LLC/GLEN COVE	HOTEL INDUSTRY	38,058.00
United States of America	GLEN COVE PROPERTY LLC/GLEN COVE	MANAGEMENT TRAINING	35,673.00
United States of America	Global Cargo Logistics Limited	Freight forwarding	2,330,700.00
United States of America	Global Cargo Logistics Limited	Freight forwarding	107,793.00
United States of America	GLOBAL CARGO LOGISTICS LIMITED	Shipping	1,315,600.00
United States of America	GLOBAL CARGO LOGISTICS LIMITED	Shipping	1,301,300.00
United States of America	GLOBAL CARGO LOGISTICS LIMITED	Shipping	1,294,150.00
United States of America	GLOBAL CARGO LOGISTICS LIMITED	SHIPPING	3,362,996.45
United States of America	GLOBAL CARGO LOGISTICS LIMITED	SHIPPING	2,318,031.20
United States of America	GLOBAL CARGO LOGISTICS LIMITED	SHIPPING	2,285,071.96
United States of America	GLOBAL CARGO LOGISTICS LIMITED	SHIPPING	2,002,658.65
United States of America	GLOBAL CARGO LOGISTICS LIMITED	SHIPPING	1,791,910.88
United States of America	GLOBAL CARGO LOGISTICS LIMITED	SHIPPING	1,485,815.10
United States of America	GLOBAL CARGO LOGISTICS LIMITED	SHIPPING	1,402,357.73
United States of America	GLOBAL CARGO LOGISTICS LIMITED	SHIPPING	925,177.61
United States of America	GLOBAL CARGO LOGISTICS LIMITED	SHIPPING	496,952.43
United States of America	GLOBAL CARGO LOGISTICS LIMITED	SHIPPING	437,028.93
United States of America	GLOBAL CARGO LOGISTICS LIMITED	SHIPPING	418,117.50
United States of America	GLOBAL CARGO LOGISTICS LIMITED	SHIPPING	358,907.64
United States of America	GLOBAL CARGO LOGISTICS LIMITED	SHIPPING	311,673.99
United States of America	GLOBAL CARGO LOGISTICS LIMITED	SHIPPING	64,759.52
United States of America	GLOBAL CARGO LOGISTICS LIMITED	SHIPPING	34,272.67
United States of America	GLOBAL CARGO LOGISTICS LIMITED ("GCL")	Customs administration	862,474.90
United States of America	Globecom System Inc.	Radio communications	913,434.00
United States of America	Globecom System Inc.	Satellite communications	51,912.00
United States of America	Globecom Systems Inc.	Satellite communications	132,720.00
United States of America	Globecom Systems Inc.	Satellite communications	75,840.00
United States of America	GNU ASSOCIATES, INC.	PRINTING SERVICES	30,310.50
United States of America	Gossamer Crossing	Construction services, n.e.c.	102,120.67
United States of America	GPT PROPERTIES TRUST	LEASING OR RENTAL SERVICES	8,963,018.31
United States of America	GRANT THORNTON LLP	MANAGEMENT ADVISORY SERVICES	85,760.00
United States of America	GRAPHNET INC	TELECOMMUNICATIONS	116,000.00
United States of America	GREYHART ENVIRONMENTAL SERVICES	CLEANING SERVICES	36,000.00
United States of America	GSI BUSINESS SERVICES INC.	Building maintenance and repair n.e.c.	699,012.00
United States of America	GSI BUSINESS SERVICES INC.	Cleaning services	98,400.00
United States of America	GSI BUSINESS SERVICES INC.	Maintenance and repair services	1,245,055.00
United States of America	HARVARD MAINTENANCE, INC.	CLEANING SERVICES	205,678.80
United States of America	HEALTHY BUILDINGS INT'L, INC.	ENVIRONMENTAL IMPACT ASSESSMENT	69,000.00
United States of America	HIRO REAL ESTATE CO.	Real estate services	1,058,602.46
United States of America	HIRO REAL ESTATE CO.	Real estate services	180,000.00
United States of America	HLW INTERNATIONAL	ARCHITECTURE, ENGINEERING, CONSTRUC	711,437.00
United States of America	HLW INTERNATIONAL	ARCHITECTURE, ENGINEERING, CONSTRUC	545,596.00
United States of America	HLW INTERNATIONAL	ARCHITECTURE, ENGINEERING, CONSTRUC	512,709.50

UNPD continued



## Major contracts for services and works by UN organization

AGENCY			Contract Value
Location of Supplier	Name of Contractor	Description of Services	USD
United States of America	HLW INTERNATIONAL	CONSTRUCTION	57,915.00
United States of America	HORIZON ENGINEERING ASSOCIATES, LLP	ARCHITECTURE, ENGINEERING, CONSTRUC	44,571.97
United States of America	IBM CORPORATION	COMPUTER RELATED SERVICES N.E.C.	824,552.00
United States of America	IBM CORPORATION	COMPUTER RELATED SERVICES N.E.C.	733,371.00
United States of America	IBM CORPORATION	COMPUTER RELATED SERVICES N.E.C.	46,500.00
United States of America	IBM CORPORATION	MANAGEMENT ADVISORY SERVICES	583,276.00
United States of America	IBM CORPORATION	OFFICE, COMPUTER AND COMMUNICATION	3,501,190.00
United States of America	IBM CORPORATION	OFFICE, COMPUTER AND COMMUNICATION	350,000.00
United States of America	IBM CORPORATION	OFFICE, COMPUTER AND COMMUNICATION	231,694.00
United States of America	IBM CORPORATION	OFFICE, COMPUTER AND COMMUNICATION	116,180.86
United States of America	IBM CORPORATION	OFFICE, COMPUTER AND COMMUNICATION	40,752.00
United States of America	IHS GLOBAL INC	DATA COMMUNICATIONS SYSTEMS	175,000.00
United States of America	IKNOW LLC	OFFICE, COMPUTER AND COMMUNICATION	31,200.00
United States of America	IKNOW LLC	OFFICE, COMPUTER AND COMMUNICATION	31,200.00
United States of America	INFOR GLOBAL SOLUTIONS (MICHIGAN),	OFFICE, COMPUTER AND COMMUNICATION	291,641.42
United States of America	INFOR GLOBAL SOLUTIONS (MICHIGAN),	OFFICE, COMPUTER AND COMMUNICATION	70,646.14
United States of America	INTERNATIONAL MONETARY FUND	DATA COMMUNICATIONS SYSTEMS	52,365.00
United States of America	INTERNATIONAL TRANSPORT SOLUTIONS	POSTAL AND DELIVERY SERVICES	151,000.00
United States of America	INTERNATIONAL TRANSPORT SOLUTIONS	POSTAL AND DELIVERY SERVICES	133,000.00
United States of America	IRON MOUNTAIN INFORMATION	DATA STORAGE	49,400.00
United States of America	JACO MECHANICAL INC.	GENERAL BUILDING MAINTENANCE	47,389.00
United States of America	JAMESTOWN 47TH AVENUE, LP	Real estate services	433,874.75
United States of America	JAMESTOWN 47TH AVENUE, LP	Real estate services	130,000.00
United States of America	JEAN FENIO DICETTE	Real estate services	72,000.00
United States of America	KARAGOZIAN & CASE	Engineering services n.e.c.	60,000.00
United States of America	KELCO CONSTRUCTION INC.	MAINTENANCE AND REPAIR SERVICES N.E	87,218.75
United States of America	KELCO CONSTRUCTION INC.	MAINTENANCE AND REPAIR SERVICES N.E	40,476.25
United States of America	KONE INC.	ELECTRICAL INSTALLATIONS MAINTENANC	371,400.00
United States of America	KPMG LLP	INFORMATION TECHNOLOGY	40,800.00
United States of America	KROLL SCHIFF & ASSOCIATES	MAINTENANCE AND REPAIR SERVICES	63,241.62
United States of America	KROLL SECURITY GROUP INC.	ARCHITECTURE, ENGINEERING, CONSTRUC	176,330.90
United States of America	KROLL SECURITY GROUP INC.	ARCHITECTURE, ENGINEERING, CONSTRUC	136,090.76
United States of America	KUEHNE & NAGEL INC	Freight forwarding	459,160.00
United States of America	KUEHNE & NAGEL INC	Freight forwarding	111,060.00
United States of America	KUEHNE & NAGEL INC	Freight forwarding	106,300.00
United States of America	KUEHNE & NAGEL INC	Freight forwarding	43,590.00
United States of America	KUEHNE & NAGEL INC	Freight forwarding	32,510.00
United States of America	KUEHNE & NAGEL INC.	Food supply	140,194.81
United States of America	KUEHNE & NAGEL INC.	Freight forwarding	177,478.26
United States of America	KUEHNE & NAGEL INC.	Freight forwarding	135,700.00
United States of America	KUEHNE & NAGEL INC.	Freight forwarding	104,485.00
United States of America	KUEHNE & NAGEL INC.	Freight forwarding	95,380.00
United States of America	KUEHNE & NAGEL INC.	Freight forwarding	92,700.00
United States of America	KUEHNE & NAGEL INC.	Freight forwarding	84,175.00
United States of America	KUEHNE & NAGEL INC.	Freight forwarding	60,320.00
United States of America	KUEHNE & NAGEL INC.	Freight forwarding	58,140.00
United States of America	KUEHNE & NAGEL INC.	Freight forwarding	52,472.05
United States of America	KUEHNE & NAGEL INC.	Freight forwarding	39,920.00
United States of America	KUEHNE & NAGEL INC.	Freight forwarding	34,986.00
United States of America	KUEHNE & NAGEL INC.	Freight forwarding	33,000.00
United States of America	KUEHNE & NAGEL INC.	Shipping	98,100.00
United States of America	KUEHNE & NAGEL INC.	Shipping	47,660.00
United States of America	KUEHNE & NAGEL INC.	Shipping	34,877.00
United States of America	KUEHNE & NAGEL INC.	FREIGHT FORWARDING	31,560.00
United States of America	KUEHNE & NAGEL INC.	SHIPPING	46,954.32
United States of America	KUEHNE AND NAGEL INC.	Freight forwarding	54,724.58
United States of America	LAWSON SOFTWARE AMERICAS INC.	OFFICE, COMPUTER AND COMMUNICATION	143,019.42
United States of America	LEXIS-NEXIS	DATA COMMUNICATIONS SYSTEMS	140,940.00
United States of America	LR ARCHITECTS P.C.	ARCHITECTURE, ENGINEERING, CONSTRUC	53,850.52
United States of America	LR ARCHITECTS P.C.	ARCHITECTURE, ENGINEERING, CONSTRUC	39,629.76
United States of America	LUMAL CLEANERS INC.	LAUNDRY SERVICES	30,000.00
United States of America	MAIN ATTRACTIONS	LEASING OR RENTAL SERVICES	77,415.00
United States of America	MAIN ATTRACTIONS	OFFICE EQUIPMENT LEASING AND RENTAL	34,956.00
United States of America	MASNER BEAUPLAN	Real estate services	78,000.00
United States of America	MASSACHUSETTS INSTITUTE OF	TRAINING, OTHER	75,000.00
United States of America	MCAFFEE INC.	OFFICE, COMPUTER AND COMMUNICATION	65,291.96
United States of America	MCAFFEE INC.	OFFICE, COMPUTER AND COMMUNICATION	33,523.78
United States of America	MCAFFEE INC.	OFFICE, COMPUTER AND COMMUNICATION	32,670.00
United States of America	MERCEDES-BENZ	PASSENGER TRANSPORT	36,000.00
United States of America	MERIDIAN PARTNERS, LLC	INDUSTRIAL ORGANIZATION AND ADMINIS	178,000.00
United States of America	MERIDIAN PARTNERS, LLC	PROCUREMENT SERVICES	165,000.00
United States of America	MIAMI AIR INTERNATIONAL	AIRLINE MANAGEMENT AND OPERATIONS	900,072.50
United States of America	MIAMI AIR INTERNATIONAL	AIRLINE MANAGEMENT AND OPERATIONS	245,652.98
United States of America	MIAMI AIR INTERNATIONAL	AIRLINE MANAGEMENT AND OPERATIONS	109,427.50
United States of America	MICROSOFT CORPORATION	OFFICE, COMPUTER AND COMMUNICATION	3,476,905.00
United States of America	MICROSOFT CORPORATION	OFFICE, COMPUTER AND COMMUNICATION	592,082.00
United States of America	MICROSOFT CORPORATION	OFFICE, COMPUTER AND COMMUNICATION	519,970.88
United States of America	MICROSOFT CORPORATION	OFFICE, COMPUTER AND COMMUNICATION	161,220.00
United States of America	MICROSOFT CORPORATION	OFFICE, COMPUTER AND COMMUNICATION	68,267.69
United States of America	MILLENIUM UN PLAZA HOTEL	CATERING SERVICES	33,888.00
United States of America	MISYS INTERNATIONAL BANKING SYSTEMS	COMPUTER RELATED SERVICES N.E.C.	126,651.50
United States of America	MOTIVATORS INC.	PRINTING SERVICES	99,873.41
United States of America	MOTIVATORS INC.	PRINTING SERVICES	65,000.00
United States of America	MOTIVATORS INC.	PRINTING SERVICES	41,333.76
United States of America	Motorola Inc	Radio communications	263,787.28
United States of America	Motorola Solutions	Radio communications	81,546.85
United States of America	Motorola Solutions	Satellite communications	41,940.00
United States of America	MSCI, INC.	MARKET RESEARCH	116,122.00
United States of America	MUREX NORTH AMERICA, INC.	COMPUTER PROGRAMMING	256,250.00
United States of America	MUREX NORTH AMERICA, INC.	SOFTWARE INSTALLATION	514,355.49
United States of America	NASCO CONSTRUCTION SERVICES INC.	ENGINEERING PLANNING SERVICES	53,600.00
United States of America	NASCO CONSTRUCTION SERVICES INC.	ENGINEERING PLANNING SERVICES	50,000.00
United States of America	NAVIGIS INTERNATIONAL LLC	Professional training	35,000.00
United States of America	ND Satcom Inc	Satellite communications	185,160.00
United States of America	NEVA GROUP INC.	INFORMATION TECHNOLOGY	77,600.00
United States of America	NEW HORIZONS CLC OF NEW YORK	TECHNICAL VOCATIONAL TRAINING	45,000.00
United States of America	NEW HORIZONS CLC OF NEW YORK	TECHNICAL VOCATIONAL TRAINING	33,350.00
United States of America	NEW WAVE PEOPLE INC.	TELECOMMUNICATIONS	497,868.00
United States of America	NEW WAVE PEOPLE INC.	TELECOMMUNICATIONS	124,467.00
United States of America	NEWPOINT TECHNOLOGIES INC	OFFICE, COMPUTER AND COMMUNICATION	58,200.00
United States of America	NICE SYSTEMS, INC.	OPERATIONS, MAINTENANCE AND SUPPORT	50,351.00
United States of America	NOVELL, INC.	OFFICE, COMPUTER AND COMMUNICATION	164,627.20
United States of America	OCEUS NETWORKS, INC.	TELECOMMUNICATIONS	107,826.00
United States of America	OCE-USA, INC.	OFFICE EQUIPMENT LEASING AND RENTAL	390,000.00
United States of America	OPNET TECHNOLOGIES, INC.	OFFICE, COMPUTER AND COMMUNICATION	97,165.00
United States of America	ORACLE AMERICA, INC.	DATABASE MANAGEMENT SYSTEMS	3,023,160.00
United States of America	ORACLE AMERICA, INC.	DATABASE MANAGEMENT SYSTEMS	116,019.20
United States of America	ORACLE AMERICA, INC.	SYSTEM DESIGN AND DEVELOPMENT	591,654.50
United States of America	ORACLE AMERICA, INC.	SYSTEM DESIGN AND DEVELOPMENT	285,158.10
United States of America	ORACLE AMERICA, INC.	SYSTEM DESIGN AND DEVELOPMENT	155,724.73
United States of America	ORACLE AMERICA, INC.	SYSTEM DESIGN AND DEVELOPMENT	142,190.48
United States of America	ORACLE AMERICA, INC.	SYSTEM DESIGN AND DEVELOPMENT	51,945.08
United States of America	ORACLE AMERICA, INC.	SYSTEM DESIGN AND DEVELOPMENT	41,980.00

UNPD continued

## Major contracts for services and works by UN organization

AGENCY			Contract Value
Location of Supplier	Name of Contractor	Description of Services	USD
United States of America	ORACLE AMERICA, INC.	VENDOR-SPECIFIC SOFTWARE SUPPORT AN	476,904.32
United States of America	ORACLE AMERICA, INC.	VENDOR-SPECIFIC SOFTWARE SUPPORT AN	339,999.59
United States of America	OTIS ELEVATOR COMPANY	ELECTRICAL INSTALLATIONS MAINTENANC	43,370.00
United States of America	P & D CONSULTING SERVICES, INC.	DEVELOPMENT, GENERAL N.E.C.	49,500.00
United States of America	PACIFIC ARCHITECTS & ENGINEERS INCO	Airports	1,883,247.00
United States of America	PAE/ ES-KO	Airports	1,883,247.00
United States of America	PAE/ ES-KO	Airports	1,883,247.00
United States of America	PAE/ ES-KO	Airports	1,255,498.00
United States of America	PAE/ ES-KO	Airports	627,749.00
United States of America	PAE/ ES-KO	Airports	627,749.00
United States of America	PERKINS & WILL, INC.	ARCHITECTURE, ENGINEERING, CONSTRUC	615,139.00
United States of America	PETROCELLI ELECTRIC COMPANY, INC.	CONSTRUCTION	195,000.00
United States of America	PETROCELLI ELECTRIC COMPANY, INC.	ELECTRICAL INSTALLATIONS MAINTENANC	1,687,676.94
United States of America	PETROCELLI ELECTRIC COMPANY, INC.	ELECTRICAL INSTALLATIONS MAINTENANC	778,875.30
United States of America	PETROCELLI ELECTRIC COMPANY, INC.	ELECTRICAL INSTALLATIONS MAINTENANC	718,666.00
United States of America	PITNEY BOWES	GENERAL BUILDING EQUIPMENT RENTAL A	31,674.06
United States of America	PLANSON INTERNATIONAL CORPORATION	DATA TRANSMISSION	53,915.00
United States of America	PLANSON INTERNATIONAL CORPORATION	DATA TRANSMISSION	39,420.00
United States of America	PLATT'S, A DIV. OF MCGRAW-HILL, INC	INFORMATION SERVICES	42,735.00
United States of America	PREFERRED MEDIA, INC.	TRANSPORT, STORAGE, MANUFACTURING S	100,000.00
United States of America	PRICEWATERHOUSECOOPERS LLP	ACCOUNTANCY	350,300.00
United States of America	PRICEWATERHOUSECOOPERS LLP	AUDITING	1,500,000.00
United States of America	PRICEWATERHOUSECOOPERS LLP	INDUSTRIAL ORGANIZATION AND ADMINIS	864,881.15
United States of America	PRICEWATERHOUSECOOPERS LLP	INFORMATION TECHNOLOGY	300,000.00
United States of America	PRICEWATERHOUSECOOPERS LLP	INFORMATION TECHNOLOGY	182,136.00
United States of America	PRICEWATERHOUSECOOPERS LLP	INFORMATION TECHNOLOGY	145,000.00
United States of America	PRICEWATERHOUSECOOPERS LLP	INFORMATION TECHNOLOGY	138,000.00
United States of America	PRICEWATERHOUSECOOPERS LLP	INFORMATION TECHNOLOGY	138,000.00
United States of America	PRICEWATERHOUSECOOPERS LLP	INFORMATION TECHNOLOGY	100,000.00
United States of America	PRICEWATERHOUSECOOPERS LLP	MANAGEMENT ADVISORY SERVICES	431,507.78
United States of America	PRICEWATERHOUSECOOPERS LLP	MANAGEMENT ADVISORY SERVICES	228,510.00
United States of America	PRICEWATERHOUSECOOPERS LLP	MANAGEMENT ADVISORY SERVICES	215,721.00
United States of America	PRICEWATERHOUSECOOPERS LLP	SYSTEM DESIGN AND DEVELOPMENT	6,247,738.53
United States of America	PRICEWATERHOUSECOOPERS LLP	SYSTEM DESIGN AND DEVELOPMENT	121,621.50
United States of America	PRIORITY PRODUCTION SERVICES LLC	AUDIO-VISUAL SERVICES	4,029,879.92
United States of America	PRIORITY PRODUCTION SERVICES LLC	ENGINEERING SERVICES	3,765,100.00
United States of America	PROQUEST INFORMATION AND LEARNING	DATA COMMUNICATIONS SYSTEMS	338,649.00
United States of America	PROTECTION ENGINEERING CONSULTANTS LLC	Construction work and site management, general	114,066.00
United States of America	QED CONSULTING	TRAINING	153,000.00
United States of America	QED CONSULTING	TRAINING	71,499.00
United States of America	R. A. HEINTGES & ASSOCIATES	ARCHITECTURE, ENGINEERING, CONSTRUC	291,444.09
United States of America	R.SIRGANIAN	Real estate services	180,000.00
United States of America	RAMAC CORPORATION (US)	CLEANING SERVICES	37,800.64
United States of America	RENE ST. VICTOR	Real estate services	48,000.00
United States of America	REUTERS NEW MEDIA	DATA COMMUNICATIONS SYSTEMS	85,212.00
United States of America	REVERE GROUP	COMPUTER RELATED SERVICES N.E.C.	295,680.00
United States of America	RICHARD L.HOFFMAN & ASSOCIATES INC	GENERAL MANAGEMENT SERVICES	608,915.66
United States of America	RISKMETRICS GROUP, INC.	SOFTWARE INSTALLATION	798,000.00
United States of America	ROBOTECH CAD SOLUTIONS, INC.	OFFICE SUPPORT SERVICES	486,085.03
United States of America	RODEN INDUSTRIES, INC.	Communications, other	31,365.00
United States of America	RONCO CONSULTING CORPORATION	Maintenance and repair services	763,756.28
United States of America	RONCO CONSULTING CORPORATION	Security services	633,968.53
United States of America	SAP PUBLIC SERVICES, INC.	COMPUTER RELATED SERVICES N.E.C.	40,625.00
United States of America	SAP PUBLIC SERVICES, INC.	OFFICE AUTOMATION SOFTWARE	2,779,899.67
United States of America	SAP PUBLIC SERVICES, INC.	OFFICE, COMPUTER AND COMMUNICATION	77,219.60
United States of America	SAP PUBLIC SERVICES, INC.	SYSTEM DESIGN AND DEVELOPMENT	900,000.00
United States of America	SAP PUBLIC SERVICES, INC.	SYSTEM DESIGN AND DEVELOPMENT	868,011.66
United States of America	SAP PUBLIC SERVICES, INC.	SYSTEM DESIGN AND DEVELOPMENT	746,647.10
United States of America	SAP PUBLIC SERVICES, INC.	SYSTEM DESIGN AND DEVELOPMENT	150,000.00
United States of America	SAVVIS FEDERAL SYSTEMS	COMPUTER RELATED SERVICES N.E.C.	85,831.30
United States of America	SDL GLOBAL SOLUTIONS (IRELAND) LTD.	VENDOR-SPECIFIC SOFTWARE SUPPORT AN	52,275.00
United States of America	SDV (USA) INC	Freight forwarding	30,000.00
United States of America	SDV (USA) Inc.	Passenger transport	75,000.00
United States of America	SDV USA Inc	Freight forwarding	84,400.00
United States of America	SDV USA Inc	Freight forwarding	73,850.00
United States of America	SDV USA INC.	Freight forwarding	77,000.00
United States of America	SDV USA INC.	Freight forwarding	40,300.00
United States of America	SECURITY DETECTION INC.	LEASING OR RENTAL SERVICES	118,740.00
United States of America	SKAE POWER SOLUTIONS LLC	Electrical Maintenance & Repair	245,683.00
United States of America	SKANSKA USA BUILDING INC.	CONSTRUCTION	50,098,327.63
United States of America	SKANSKA USA BUILDING INC.	CONSTRUCTION	49,688,199.75
United States of America	SKANSKA USA BUILDING INC.	CONSTRUCTION	30,413,917.02
United States of America	SKANSKA USA BUILDING INC.	CONSTRUCTION	23,227,058.00
United States of America	SKANSKA USA BUILDING INC.	CONSTRUCTION	16,215,506.00
United States of America	SKANSKA USA BUILDING INC.	CONSTRUCTION	13,854,293.00
United States of America	SKANSKA USA BUILDING INC.	CONSTRUCTION	5,806,334.00
United States of America	SKANSKA USA BUILDING INC.	CONSTRUCTION	5,295,608.00
United States of America	SKANSKA USA BUILDING INC.	CONSTRUCTION	5,145,322.22
United States of America	SKANSKA USA BUILDING INC.	CONSTRUCTION	3,568,851.00
United States of America	SKANSKA USA BUILDING INC.	CONSTRUCTION	3,379,980.00
United States of America	SKANSKA USA BUILDING INC.	CONSTRUCTION	3,375,358.00
United States of America	SKANSKA USA BUILDING INC.	CONSTRUCTION	2,633,458.00
United States of America	SKANSKA USA BUILDING INC.	CONSTRUCTION	2,102,611.51
United States of America	SKANSKA USA BUILDING INC.	CONSTRUCTION	2,087,159.00
United States of America	SKANSKA USA BUILDING INC.	CONSTRUCTION	1,771,989.17
United States of America	SKANSKA USA BUILDING INC.	CONSTRUCTION	1,526,728.00
United States of America	SKANSKA USA BUILDING INC.	CONSTRUCTION	1,251,836.47
United States of America	SKANSKA USA BUILDING INC.	CONSTRUCTION	199,260.00
United States of America	SKANSKA USA BUILDING INC.	CONSTRUCTION	137,490.00
United States of America	SKANSKA USA BUILDING INC.	CONSTRUCTION	122,728.16
United States of America	SKANSKA USA BUILDING INC.	CONSTRUCTION	32,902.00
United States of America	SKANSKA USA BUILDING INC.	FIRE INSTALLATIONS MAINTENANCE AND	48,015.00
United States of America	SKANSKA USA BUILDING INC.	MAINTENANCE AND REPAIR SERVICES	50,625.00
United States of America	SKANSKA USA BUILDING INC.	TELEVISION BROADCASTING	1,418,629.32
United States of America	SKANSKA USA BUILDING INC.	TELEVISION BROADCASTING	211,331.00
United States of America	SKIDMORE, OWINGS & MERRILL, LLP	ARCHITECTURE, ENGINEERING, CONSTRUC	325,012.18
United States of America	SKILLSOFT CORPORATION	TRAINING, OTHER	357,300.00
United States of America	SKILLSOFT CORPORATION	TRAINING, OTHER	30,383.20
United States of America	SLG 220 NEWS OWNER LLC	Real estate services	2,254,773.39
United States of America	SLG 220 NEWS OWNER LLC	Real estate services	372,000.00
United States of America	SOCIAL SCIENCE RESEARCH COUNCIL	Social research	90,000.00
United States of America	SPRINGER SCIENCE AND BUSINESS MEDIA	DATA COMMUNICATIONS SYSTEMS	150,242.00
United States of America	STEVEN WINTER ASSOCIATES, INC.	ENGINEERING SERVICES	84,403.00
United States of America	STONESOFT CORP.	OFFICE, COMPUTER AND COMMUNICATION	97,600.77
United States of America	STRATFOR STRATEGIC FORECASTING LLC	DATA COMMUNICATIONS SYSTEMS	32,711.00
United States of America	SUPREME SYSTEMS, INC.	DELIVERY SERVICES	83,542.55
United States of America	SUPREME SYSTEMS, INC.	OFFICE SUPPORT SERVICES	307,460.70
United States of America	SUPREME SYSTEMS, INC.	OFFICE SUPPORT SERVICES	46,191.18
United States of America	SURROUNDART LLC	ART, LITERATURE AND MUSIC	37,812.65
United States of America	SYBASE, INC.	OFFICE, COMPUTER AND COMMUNICATION	233,717.58
United States of America	SYMANTEC CORPORATION	OFFICE, COMPUTER AND COMMUNICATION	682,977.83
United States of America	SYMANTEC CORPORATION	OFFICE, COMPUTER AND COMMUNICATION	548,898.00
United States of America	SYMANTEC CORPORATION	OFFICE, COMPUTER AND COMMUNICATION	194,951.97

UNPD continued

## Major contracts for services and works by UN organization

AGENCY			Contract Value
Location of Supplier	Name of Contractor	Description of Services	USD
United States of America	SYMANTEC CORPORATION	OFFICE, COMPUTER AND COMMUNICATION	83,388.27
United States of America	SYMANTEC CORPORATION	OFFICE, COMPUTER AND COMMUNICATION	50,112.00
United States of America	SYMANTEC CORPORATION	OFFICE, COMPUTER AND COMMUNICATION	47,586.10
United States of America	SYSKA & HENNESSY, INC. ENGINEERS	ARCHITECTURE, ENGINEERING, CONSTRU	331,607.27
United States of America	SYSKA & HENNESSY, INC. ENGINEERS	ARCHITECTURE, ENGINEERING, CONSTRU	215,635.99
United States of America	SYSKA & HENNESSY, INC. ENGINEERS	BUILDING ENGINEERING	405,739.48
United States of America	SYSKA & HENNESSY, INC. ENGINEERS	CONSTRUCTION	2,150,000.00
United States of America	TAG 380 LLC	LEASING OR RENTAL SERVICES	24,125,189.92
United States of America	TAG 380 LLC	Real estate services	3,258,792.51
United States of America	TAG 380 LLC	Real estate services	590,000.00
United States of America	TCS SUPPLY CO	Data storage	33,850.00
United States of America	TEACHERS INSURANCE AND ANNUITY ASSO	LEASING OR RENTAL SERVICES	1,263,306.80
United States of America	TEACHERS INSURANCE AND ANNUITY ASSO	Real estate services	3,218,067.97
United States of America	TEACHERS INSURANCE AND ANNUITY ASSO	Real estate services	465,000.00
United States of America	TEAM TRADE USA LLC	SOFTWARE INSTALLATION	30,008.00
United States of America	TELERIK, INC.	OFFICE, COMPUTER AND COMMUNICATION	34,079.00
United States of America	TGI OFFICE AUTOMATION	LEGAL SPECIALISMS	836,200.00
United States of America	TGI OFFICE AUTOMATION	LEGAL SPECIALISMS	125,784.00
United States of America	THACHER ASSOCIATES, LLC	MANAGEMENT ADVISORY SERVICES	260,000.00
United States of America	THE ECONOMIST INTELLIGENCE UNIT	DATA COMMUNICATIONS SYSTEMS	324,000.00
United States of America	THE ECONOMIST INTELLIGENCE UNIT	DATA COMMUNICATIONS SYSTEMS	72,000.00
United States of America	THE ECONOMIST INTELLIGENCE UNIT	DATA COMMUNICATIONS SYSTEMS	36,000.00
United States of America	THE ECONOMIST INTELLIGENCE UNIT	GENERAL MANAGEMENT, OTHER	79,000.00
United States of America	THE EDGE WORLDWIDE, INC.	Channels of communication	103,137.28
United States of America	THE EDGE WORLDWIDE, INC.	Communications, other	205,137.28
United States of America	The MacGraw-Hill Companies, Inc.	Printing services	31,653.00
United States of America	THE NEWBERRY GROUP, INC.	OFFICE, COMPUTER AND COMMUNICATION	315,360.00
United States of America	THE NORTHERN TRUST COMPANY	FINANCIAL SERVICES AND INSURANCE	2,000,000.00
United States of America	THE NORTHERN TRUST COMPANY	FINANCIAL SERVICES AND INSURANCE	950,000.00
United States of America	THE NORTHERN TRUST COMPANY	FINANCIAL SERVICES AND INSURANCE	250,000.20
United States of America	THE TOWNSEND GROUP, INC.	FINANCIAL SERVICES AND INSURANCE	450,000.00
United States of America	THE TOWNSEND GROUP, INC.	FINANCIAL SERVICES AND INSURANCE	150,000.00
United States of America	THE WINTHROP GROUP, INC	INFORMATION SERVICES	100,000.00
United States of America	THOMAS CRAVEN FILM CORP.	MANAGEMENT TRAINING	71,355.00
United States of America	TIME MOVING AND STORAGE	TRADE AND BUSINESS SERVICES N.E.C.	303,374.28
United States of America	T-MOBILE USA, INC.	TELECOMMUNICATION, OTHER	377,400.00
United States of America	T-MOBILE USA, INC.	TELECOMMUNICATION, OTHER	377,400.00
United States of America	T-MOBILE USA, INC.	TELECOMMUNICATION, OTHER	227,228.99
United States of America	T-MOBILE USA, INC.	TELECOMMUNICATIONS	54,000.00
United States of America	TORREY POINT GROUP, LLC	OFFICE, COMPUTER AND COMMUNICATION	105,553.39
United States of America	TORREYCOVE CAPITAL PARTNERS LLC	FINANCIAL SERVICES AND INSURANCE	1,200,000.00
United States of America	TOWER PLAZA ASSOCIATES, L.P.	REAL ESTATE SERVICES	6,245,353.20
United States of America	TOWER PLAZA ASSOCIATES, L.P.	REAL ESTATE SERVICES	1,012,839.12
United States of America	TOWNSEND HOLDINGS LLC	FINANCIAL SERVICES AND INSURANCE	300,000.00
United States of America	TRIGYN TECHNOLOGIES INC	Communication and mass media, other	111,010.00
United States of America	TRIGYN TECHNOLOGIES INC	Communications, other	250,000.00
United States of America	TRIGYN TECHNOLOGIES INC	Communications, other	108,000.00
United States of America	TRIGYN TECHNOLOGIES INC	Communications, other	106,900.00
United States of America	TRIGYN TECHNOLOGIES INC	Communications, other	106,900.00
United States of America	TRIGYN TECHNOLOGIES INC	Communications, other	106,900.00
United States of America	TRIGYN TECHNOLOGIES INC	Communications, other	38,523.00
United States of America	TRIGYN TECHNOLOGIES INC	Communications, other	38,523.00
United States of America	TRIGYN TECHNOLOGIES INC	Communications, other	38,523.00
United States of America	TRIGYN TECHNOLOGIES INC	Data processing services	48,000.00
United States of America	Trigyn Technologies Inc	Local area network (lan) maintenance and support	203,447.00
United States of America	Trigyn Technologies Inc	Local area network (lan) maintenance and support	110,558.04
United States of America	TRIGYN TECHNOLOGIES INC	Office support services	559,741.90
United States of America	TRIGYN TECHNOLOGIES INC	Office support services	478,216.02
United States of America	TRIGYN TECHNOLOGIES INC	Office support services	310,420.00
United States of America	TRIGYN TECHNOLOGIES INC	Office support services	249,228.21
United States of America	TRIGYN TECHNOLOGIES INC	Office support services	138,902.00
United States of America	TRIGYN TECHNOLOGIES INC	Office support services	123,649.66
United States of America	Trigyn Technologies Inc	Office, computer and communication equipment maintenance and repair	2,573,342.00
United States of America	Trigyn Technologies Inc	Office, computer and communication equipment maintenance and repair	2,458,352.00
United States of America	Trigyn Technologies Inc	Office, computer and communication equipment maintenance and repair	866,536.00
United States of America	Trigyn Technologies Inc	Office, computer and communication equipment maintenance and repair	765,776.00
United States of America	Trigyn Technologies Inc	Office, computer and communication equipment maintenance and repair	564,484.64
United States of America	Trigyn Technologies Inc	Office, computer and communication equipment maintenance and repair	492,255.20
United States of America	Trigyn Technologies Inc	Office, computer and communication equipment maintenance and repair	381,464.00
United States of America	Trigyn Technologies Inc	Office, computer and communication equipment maintenance and repair	381,464.00
United States of America	Trigyn Technologies Inc	Office, computer and communication equipment maintenance and repair	190,828.00
United States of America	Trigyn Technologies Inc	Office, computer and communication equipment maintenance and repair	190,828.00
United States of America	Trigyn Technologies Inc	Office, computer and communication equipment maintenance and repair	131,516.00
United States of America	Trigyn Technologies Inc	Office, computer and communication equipment maintenance and repair	120,472.00
United States of America	Trigyn Technologies Inc	Office, computer and communication equipment maintenance and repair	120,472.00
United States of America	Trigyn Technologies Inc	Office, computer and communication equipment maintenance and repair	85,708.00
United States of America	TRIGYN TECHNOLOGIES INC	Pc hardware maintenance and support	32,000.00
United States of America	TRIGYN TECHNOLOGIES INC	Pc hardware maintenance and support	30,000.00
United States of America	Trigyn Technologies Inc	Satellite communications	128,374.00
United States of America	Trigyn Technologies Inc	Satellite communications	110,558.00
United States of America	TRIGYN TECHNOLOGIES INC	System design and development	58,500.00
United States of America	TRIGYN TECHNOLOGIES INC	Telecommunication, other	465,596.00
United States of America	TRIGYN TECHNOLOGIES INC	Telecommunication, other	242,934.00
United States of America	TRIGYN TECHNOLOGIES INC	Telecommunication, other	190,000.00
United States of America	TRIGYN TECHNOLOGIES INC	Telecommunication, other	154,600.00
United States of America	TRIGYN TECHNOLOGIES INC	Telecommunication, other	151,000.00
United States of America	TRIGYN TECHNOLOGIES INC	Telecommunication, other	88,000.00
United States of America	TRIGYN TECHNOLOGIES INC	Telecommunication, other	84,500.00
United States of America	TRIGYN TECHNOLOGIES INC	Telecommunication, other	56,100.00
United States of America	Trigyn Technologies Inc	Training, other	181,412.00
United States of America	Trigyn Technologies Inc	Training, other	105,841.32
United States of America	Trigyn Technologies Inc	Training, other	94,260.00
United States of America	Trigyn Technologies Inc	Training, other	69,321.00
United States of America	Trigyn Technologies Inc	Training, other	45,552.00
United States of America	Trigyn Technologies Inc	Training, other	45,340.00
United States of America	Trigyn Technologies Inc	Training, other	39,060.00
United States of America	TRIGYN TECHNOLOGIES INC	INFORMATION TECHNOLOGY	33,000.00
United States of America	TRIGYN TECHNOLOGIES INC	MANAGEMENT ADVISORY SERVICES	3,409,127.34
United States of America	TRIGYN TECHNOLOGIES INC	MANAGEMENT ADVISORY SERVICES	1,847,416.99
United States of America	TRIGYN TECHNOLOGIES INC	MANAGEMENT ADVISORY SERVICES	1,668,432.00
United States of America	TRIGYN TECHNOLOGIES INC	MANAGEMENT ADVISORY SERVICES	1,184,516.67
United States of America	TRIGYN TECHNOLOGIES INC	MANAGEMENT ADVISORY SERVICES	1,105,693.34
United States of America	TRIGYN TECHNOLOGIES INC	MANAGEMENT ADVISORY SERVICES	734,622.00
United States of America	TRIGYN TECHNOLOGIES INC	MANAGEMENT ADVISORY SERVICES	712,669.73
United States of America	TRIGYN TECHNOLOGIES INC	MANAGEMENT ADVISORY SERVICES	657,192.43
United States of America	TRIGYN TECHNOLOGIES INC	MANAGEMENT ADVISORY SERVICES	508,917.53
United States of America	TRIGYN TECHNOLOGIES INC	MANAGEMENT ADVISORY SERVICES	400,716.45
United States of America	TRIGYN TECHNOLOGIES INC	MANAGEMENT ADVISORY SERVICES	284,599.99
United States of America	TRIGYN TECHNOLOGIES INC	MANAGEMENT ADVISORY SERVICES	265,000.00
United States of America	TRIGYN TECHNOLOGIES INC	MANAGEMENT ADVISORY SERVICES	111,160.00
United States of America	TRIGYN TECHNOLOGIES INC	MANAGEMENT ADVISORY SERVICES	91,632.03
United States of America	TRIGYN TECHNOLOGIES INC	MANAGEMENT ADVISORY SERVICES	43,145.70
United States of America	TRIGYN TECHNOLOGIES INC	MANAGEMENT ADVISORY SERVICES	41,435.00

UNPD continued



## Major contracts for services and works by UN organization

AGENCY	Location of Supplier	Name of Contractor	Description of Services	Contract Value USD
	United States of America	TRIGYN TECHNOLOGIES INC	OFFICE, COMPUTER AND COMMUNICATION	565,520.00
	United States of America	TRIGYN TECHNOLOGIES INC	OFFICE, COMPUTER AND COMMUNICATION	523,636.99
	United States of America	TRIGYN TECHNOLOGIES INC	OFFICE, COMPUTER AND COMMUNICATION	483,840.00
	United States of America	TRIGYN TECHNOLOGIES INC	OFFICE, COMPUTER AND COMMUNICATION	432,800.00
	United States of America	TRIGYN TECHNOLOGIES INC	OFFICE, COMPUTER AND COMMUNICATION	362,543.67
	United States of America	TRIGYN TECHNOLOGIES INC	OFFICE, COMPUTER AND COMMUNICATION	352,727.99
	United States of America	TRIGYN TECHNOLOGIES INC	OFFICE, COMPUTER AND COMMUNICATION	332,558.00
	United States of America	TRIGYN TECHNOLOGIES INC	OFFICE, COMPUTER AND COMMUNICATION	277,962.00
	United States of America	TRIGYN TECHNOLOGIES INC	OFFICE, COMPUTER AND COMMUNICATION	148,386.02
	United States of America	TRIGYN TECHNOLOGIES INC	OFFICE, COMPUTER AND COMMUNICATION	136,160.00
	United States of America	TRIGYN TECHNOLOGIES INC	OFFICE, COMPUTER AND COMMUNICATION	127,345.00
	United States of America	TRIGYN TECHNOLOGIES INC	OFFICE, COMPUTER AND COMMUNICATION	109,392.00
	United States of America	TRIGYN TECHNOLOGIES INC	OFFICE, COMPUTER AND COMMUNICATION	106,036.00
	United States of America	TRIGYN TECHNOLOGIES INC	OFFICE, COMPUTER AND COMMUNICATION	84,000.00
	United States of America	TRIGYN TECHNOLOGIES INC	OFFICE, COMPUTER AND COMMUNICATION	77,841.00
	United States of America	TRIGYN TECHNOLOGIES INC	SYSTEM DESIGN AND DEVELOPMENT	136,000.00
	United States of America	TRIGYN TECHNOLOGIES INC	SYSTEM DESIGN AND DEVELOPMENT	90,255.00
	United States of America	TRIGYN TECHNOLOGIES INC	VENDOR-SPECIFIC SOFTWARE SUPPORT AN	65,000.00
	United States of America	TRIGYN TECHNOLOGIES INC.	Communications, other	32,160.00
	United States of America	TRIGYN TECHNOLOGIES INC.	Communications, other	30,000.00
	United States of America	TRIGYN TECHNOLOGIES INC.	Conditions of employment	148,500.00
	United States of America	TRIGYN TECHNOLOGIES INC.	Conditions of employment	148,500.00
	United States of America	TRIGYN TECHNOLOGIES INC.	Conditions of employment	69,300.00
	United States of America	TRIGYN TECHNOLOGIES INC.	Conditions of employment	49,500.00
	United States of America	TRIGYN TECHNOLOGIES INC.	Conditions of employment	30,000.00
	United States of America	TRIGYN TECHNOLOGIES INC.	Conditions of employment	30,000.00
	United States of America	TRIGYN TECHNOLOGIES INC.	Employment promotion and planning	69,300.00
	United States of America	TRIGYN TECHNOLOGIES INC.	Employment promotion and planning	69,300.00
	United States of America	TRIGYN TECHNOLOGIES INC.	Hotel industry	63,600.00
	United States of America	TRIGYN TECHNOLOGIES INC.	Maintenance and repair services	122,588.00
	United States of America	TRIGYN TECHNOLOGIES INC.	Maintenance and repair services	122,588.00
	United States of America	TRIGYN TECHNOLOGIES INC.	Maintenance and repair services	109,152.69
	United States of America	TRIGYN TECHNOLOGIES INC.	Maintenance and repair services	94,864.52
	United States of America	TRIGYN TECHNOLOGIES INC.	Marketing	1,420,000.00
	United States of America	TRIGYN TECHNOLOGIES INC.	Payment	1,032,152.00
	United States of America	TRIGYN TECHNOLOGIES INC.	Payment	962,412.00
	United States of America	TRIGYN TECHNOLOGIES INC.	Payment	850,000.00
	United States of America	TRIGYN TECHNOLOGIES INC.	Payment	850,000.00
	United States of America	Trigyn Technologies Inc.	Pc hardware maintenance and support	2,257,673.26
	United States of America	Trigyn Technologies Inc.	Pc hardware maintenance and support	2,228,292.53
	United States of America	Trigyn Technologies Inc.	Pc hardware maintenance and support	1,087,000.00
	United States of America	TRIGYN TECHNOLOGIES INC.	Project administration	180,000.00
	United States of America	TRIGYN TECHNOLOGIES INC.	Project administration	93,011.26
	United States of America	Trigyn Technologies Inc.	Radio communications	79,952.00
	United States of America	Trigyn Technologies Inc.	Radio communications	59,232.00
	United States of America	Trigyn Technologies Inc.	Satellite communications	1,087,000.00
	United States of America	TRIGYN TECHNOLOGIES INC.	Telecommunication, other	1,390,953.00
	United States of America	UCAID	COMPUTER RELATED SERVICES N.E.C.	33,600.00
	United States of America	ULM II HOLDING CORP.	Real estate services	6,746,685.78
	United States of America	ULM II HOLDING CORP.	Real estate services	184,418.25
	United States of America	UNFCU FINANCIAL SERVICES, LLC	Real estate services	806,620.81
	United States of America	UNFCU FINANCIAL SERVICES, LLC	Real estate services	275,000.00
	United States of America	UNIFIRST CORPORATION	LAUNDRY SERVICES	67,300.00
	United States of America	UNITED NATIONS DEVELOPMENT CORP.	Real estate services	13,088,048.84
	United States of America	UNITED NATIONS DEVELOPMENT CORP.	Real estate services	7,357,514.40
	United States of America	UNITED NATIONS DEVELOPMENT CORP.	Real estate services	5,377,523.64
	United States of America	UNITED NATIONS DEVELOPMENT CORP.	Real estate services	900,000.00
	United States of America	UNITED NATIONS DEVELOPMENT CORP.	Real estate services	65,692.70
	United States of America	UNITED NATIONS FEDERAL CREDIT UNION	LEASING OR RENTAL SERVICES	1,623,554.02
	United States of America	UNITED NATIONS FEDERAL CREDIT UNION	Real estate services	830,766.17
	United States of America	UNITED NATIONS HEADQUARTERS	Information services	56,040.00
	United States of America	UPTIME INSTITUTE PROFESSIONAL SERVICES LLC	Management advisory services	79,988.00
	United States of America	URSANAV, INC.	Vendor-specific software support and maintenance	49,759.05
	United States of America	VERA INSTITUTE OF JUSTICE	OPERATION STUDIES	163,390.00
	United States of America	VERIZON BUSINESS NETWORK SERVICES	COMPUTER RELATED SERVICES N.E.C.	117,091.27
	United States of America	VERIZON BUSINESS NETWORK SERVICES	TELECOMMUNICATIONS	247,000.00
	United States of America	VERIZON BUSINESS NETWORK SERVICES	TELECOMMUNICATIONS	53,000.00
	United States of America	VERIZON WIRELESS	TELECOMMUNICATION MANAGEMENT	129,600.00
	United States of America	VERIZON WIRELESS	TELECOMMUNICATION MANAGEMENT	30,000.00
	United States of America	VERIZON WIRELESS	TELECOMMUNICATIONS	222,300.00
	United States of America	VERIZON WIRELESS	TELECOMMUNICATIONS	74,100.00
	United States of America	VITECH SYSTEMS GROUP, INC	SYSTEM DESIGN AND DEVELOPMENT	4,609,963.00
	United States of America	VOCALITY INC.	OFFICE, COMPUTER AND COMMUNICATION	35,100.03
	United States of America	VOVICI CORPORATION	OFFICE, COMPUTER AND COMMUNICATION	45,000.01
	United States of America	W2001 METROPOLITAN HOTEL OPERATING	HOTEL INDUSTRY	75,280.00
	United States of America	W2001 METROPOLITAN HOTEL OPERATING	MANAGEMENT TRAINING	30,000.00
	United States of America	W2001 METROPOLITAN HOTEL OPERATING	TRAINING	43,974.50
	United States of America	WAMAR INTERNATIONAL, LLC	Cleaning services	295,651.42
	United States of America	WESTLAW	COMMUNICATION AND MASS MEDIA, OTHER	69,740.00
	United States of America	WESTLAW	COMMUNICATION AND MASS MEDIA, OTHER	42,671.00
	United States of America	WILLIAM S. HEIN & CO., INC.	DATA COMMUNICATIONS SYSTEMS	94,156.75
	United States of America	WILSHIRE ASSOCIATES INC	MARKET RESEARCH	84,000.00
	United States of America	WILSHIRE ASSOCIATES INC	MARKET RESEARCH	56,000.00
	United States of America	WOODWING SOLUTIONS LLC	VENDOR-SPECIFIC SOFTWARE SUPPORT AN	41,061.00
	United States of America	WORLD BANK PUBLICATIONS	DATA COMMUNICATIONS SYSTEMS	35,947.00
	<b>UNRWA</b>			
	Belgium	Chili con Carne	DEVELOPMENT, GENERAL	35,586.76
	Belgium	TMAB Business Events	Conference organizing services	279,430.01
	Belgium	Transec Project Management	TRAVEL	168,850.00
	Belgium	Van Breda International NV	INSURANCE AND PENSION FUND SERVICES	773,649.27
	Belgium	Van Breda International NV	INSURANCE AND PENSION FUND SERVICES	755,570.27
	Belgium	Van Breda International NV	INSURANCE AND PENSION FUND SERVICES	677,966.10
	Belgium	Van Breda International NV	INSURANCE AND PENSION FUND SERVICES	677,966.10
	Belgium	Van Breda International NV	INSURANCE AND PENSION FUND SERVICES	677,966.10
	Belgium	Van Breda International NV	INSURANCE AND PENSION FUND SERVICES	677,966.10
	Belgium	Van Breda International NV	INSURANCE AND PENSION FUND SERVICES	677,966.10
	Belgium	Van Breda International NV	INSURANCE AND PENSION FUND SERVICES	532,788.63
	Belgium	Van Breda International NV	INSURANCE AND PENSION FUND SERVICES	338,983.05
	Belgium	Van Breda International NV	INSURANCE AND PENSION FUND SERVICES	338,983.05
	Belgium	Van Breda International NV	INSURANCE AND PENSION FUND SERVICES	338,983.05
	Belgium	Van Breda International NV	INSURANCE AND PENSION FUND SERVICES	338,983.05
	Belgium	Van Breda International NV	INSURANCE AND PENSION FUND SERVICES	338,983.05
	Canada	Capra International Inc	TRADE AND BUSINESS SERVICES N.E.C.	99,750.00
	Denmark	UNDP/INTER AGENCY PROCUREMENT SERVICES OFFICE(IAPSO)	TRAINING	61,215.00
	Denmark	UNDP/INTER AGENCY PROCUREMENT SERVICES OFFICE(IAPSO)	TRAINING	32,410.00
	Germany	Frankfurt School of Finance & Management	DEVELOPMENT FINANCE	35,202.00
	Germany	Frankfurt School of Finance & Management	DEVELOPMENT FINANCE	32,368.00
	India	Ramco Systems Limited	SOFTWARE, COMPUTER, INCLUDING MANUALS	350,000.00
	Israel	DIocese of Jerusalem-Episcopal Church	LEASING OR RENTAL SERVICES	33,000.00
	Italy	Cappgemini Italia Spa	SOFTWARE, COMPUTER, INCLUDING MANUALS	2,629,533.68
	Italy	Cappgemini Italia Spa	SOFTWARE, COMPUTER, INCLUDING MANUALS	2,252,324.04
	Italy	SAP Italian S.P.A	Office automation software	3,058,603.64
	Italy	The World Food Programme	DEVELOPMENT, GENERAL	37,314.58
	Italy	United Nations Logistics Base (UNLB)	COMPUTER RELATED SERVICES N.E.C.	218,000.00
	Jordan	Abu-Hijleh Contracting Est.	MAINTENANCE AND REPAIR SERVICES N.E.C.	90,269.15
	<b>UNRWA continued</b>			

## Major contracts for services and works by UN organization

AGENCY			Contract Value
Location of Supplier	Name of Contractor	Description of Services	USD
Jordan	Ahmad Mohammed Abdel-Aziz	CONSTRUCTION	74,936.72
Jordan	Ahmad Mohammed Abdel-Aziz	MAINTENANCE AND REPAIR SERVICES N.E.C.	81,949.46
Jordan	AL - RUSAIFA MUNICIPALITY	REGIONAL DEVELOPMENT	60,000.00
Jordan	Al-Ashhab Contracting Establishment	MAINTENANCE AND REPAIR SERVICES N.E.C.	115,548.02
Jordan	Al-Ashhab Contracting Establishment	MAINTENANCE AND REPAIR SERVICES N.E.C.	104,024.29
Jordan	Al-Ashhab Contracting Establishment	MAINTENANCE AND REPAIR SERVICES N.E.C.	92,254.10
Jordan	Al-Ashhab Contracting Establishment	MAINTENANCE AND REPAIR SERVICES N.E.C.	82,927.40
Jordan	Al-Ashhab Contracting Establishment	MAINTENANCE AND REPAIR SERVICES N.E.C.	64,927.97
Jordan	Al-Kattan for Advertising & Marketing	COMMUNICATIONS AND MASS MEDIA	31,034.66
Jordan	Arab Orient Insurance	INSURANCE AND PENSION FUND SERVICES	460,153.80
Jordan	Arab Orient Insurance	INSURANCE AND PENSION FUND SERVICES	460,153.80
Jordan	Arab Orient Insurance	INSURANCE AND PENSION FUND SERVICES	460,153.80
Jordan	Arabian Office Automation Co. W.L.L	Office equipment leasing and rentals	410,477.90
Jordan	Beyond Excellence For training and consu	TRAINING	40,000.00
Jordan	Central Press Co.	PRINTING, PUBLISHING AND BOOKBINDING	56,380.50
Jordan	Dicarti for GIS	DEVELOPMENT, GENERAL	35,437.85
Jordan	Eagle Transport Services Co.	TRANSPORTATION, STORAGE AND MATERIALS HANDLING	154,080.51
Jordan	European Arab Institute for Manag & Tech	TRAINING	64,067.80
Jordan	General Center for Software Develop	Office automation software	51,500.00
Jordan	General Computers & Electronics Co Amman	COMPUTER RELATED SERVICES N.E.C.	35,449.72
Jordan	General Service Section -HQ Amman	Office equipment leasing and rentals	125,000.00
Jordan	General Service Section -HQ Amman	Office equipment leasing and rentals	83,665.13
Jordan	Infinity for Construction Co.	Construction work and site management, civil works	252,210.31
Jordan	JAMAL AL_BAZLAMIT EST FOR CONTR.	MAINTENANCE AND REPAIR SERVICES N.E.C.	108,315.18
Jordan	JAMAL AL_BAZLAMIT EST FOR CONTR.	MAINTENANCE AND REPAIR SERVICES N.E.C.	48,048.09
Jordan	Jordan Data Communications Ltd. (Orange)	COMPUTER RELATED SERVICES N.E.C.	55,181.36
Jordan	Jordan Data Communications Ltd. (Orange)	COMPUTER RELATED SERVICES N.E.C.	37,455.51
Jordan	Jordan Post Company	POSTAL AND DELIVERY SERVICES	40,000.00
Jordan	Jordanian Clean Service Co- JASCCO	DEVELOPMENT, GENERAL	92,627.12
Jordan	Kempinski Hotel (Amman)	TRAVEL	68,432.60
Jordan	MOH'D ODEH ABU HAMMAD	MAINTENANCE AND REPAIR SERVICES N.E.C.	157,769.07
Jordan	Moh'd Salim & Moh'd Adawi Co.	MAINTENANCE AND REPAIR SERVICES N.E.C.	104,194.83
Jordan	Moh'd Salim & Moh'd Adawi Co.	MAINTENANCE AND REPAIR SERVICES N.E.C.	79,877.54
Jordan	MONZER AZMI ATA NASER EDDIN	DEVELOPMENT, GENERAL	86,187.85
Jordan	Mousa Salman Ibrahim Allouh	ENGINEERING SERVICES	91,689.20
Jordan	Mustafa Jamil Mah'd	MAINTENANCE AND REPAIR SERVICES N.E.C.	117,642.66
Jordan	Mustafa Jamil Mah'd	MAINTENANCE AND REPAIR SERVICES N.E.C.	36,127.72
Jordan	OMAR NAFE' HARDAN	MAINTENANCE AND REPAIR SERVICES N.E.C.	66,247.39
Jordan	PETRA JORDANIAN MOBILE TELECOM. CO.	TELECOMMUNICATIONS	215,200.98
Jordan	PETRA JORDANIAN MOBILE TELECOM. CO.	TELECOMMUNICATIONS	75,406.52
Jordan	PETRA JORDANIAN MOBILE TELECOM. CO.	TELECOMMUNICATIONS	68,434.16
Jordan	SALEM & AHMAD SHATARAT CO. CONTRACTING	Construction work and site management, civil works	68,567.51
Jordan	Specialized Technical Services (STS)	OPERATIONS, MAINTENANCE AND SUPPORT	64,223.16
Jordan	SUHALF FOR CLEANING & MAINTENANCE SERVICES	DEVELOPMENT, GENERAL	33,898.31
Jordan	WA'EL & MOHD AL-SHARIF CO.	CONSTRUCTION	75,063.28
Jordan	WA'EL & MOHD AL-SHARIF CO.	MAINTENANCE AND REPAIR SERVICES N.E.C.	118,264.41
Jordan	Yasin & Abu Shameh Cont. Co.	Construction work and site management, civil works	49,858.76
Jordan	ZAIN	TELECOMMUNICATIONS	63,712.02
Jordan	ZAWATI BROTHERS CO.	DEVELOPMENT, GENERAL	164,331.92
Jordan	Zuhdi & Wajeeh Kar'an Contracting Co.	Construction work and site management, civil works	1,178,420.91
Jordan	Zuhdi & Wajeeh Kar'an Contracting Co.	Construction work and site management, civil works	482,701.90
Jordan	Zuhdi & Wajeeh Kar'an Contracting Co.	Construction work and site management, civil works	61,214.69
Jordan	Zuhdi & Wajeeh Kar'an Contracting Co.	MAINTENANCE AND REPAIR SERVICES N.E.C.	125,436.81
Lebanon	Abdelwahed Chehab Consulting Engineering	GENERAL MANAGEMENT SERVICES	224,375.00
Lebanon	Al-Jaili Pharmacy	MEDICAL AND SURGICAL EQUIPMENT AND ORTHOPAEDIC APPLIANCES	379,418.33
Lebanon	Al-Jaili Pharmacy	MEDICAL AND SURGICAL EQUIPMENT AND ORTHOPAEDIC APPLIANCES	202,467.19
Lebanon	Al-Jaili Pharmacy	MEDICAL AND SURGICAL EQUIPMENT AND ORTHOPAEDIC APPLIANCES	111,768.90
Lebanon	AQUARIUS S.A.L	CONSTRUCTION	809,133.00
Lebanon	Carrosserie Abillama S.A.L	TRANSPORT EQUIPMENT, OTHER AND PARTS THEREOF	32,850.00
Lebanon	DAR AL AJAZEH AL ISLAMIEH HOSPITAL	DEVELOPMENT, GENERAL	35,588.98
Lebanon	Dar Sabil Al-Rashad	DEVELOPMENT, GENERAL	55,183.66
Lebanon	DIAB SAID SAID	Construction work and site management, civil works	108,394.00
Lebanon	Engineer Khaled Al Sarout	Construction work and site management, civil works	1,181,165.44
Lebanon	ETUDES TECHNIQUES S.A.L (ETEC)	DEVELOPMENT, GENERAL	307,008.00
Lebanon	Fadi Mohamad Abou Jmeih	DEVELOPMENT, GENERAL	49,996.00
Lebanon	George B. Yammine for General Contracting	ENGINEERING SERVICES	2,757,847.05
Lebanon	Globalcom Data Services	TELECOMMUNICATIONS	370,518.00
Lebanon	Globalcom Data Services	TELECOMMUNICATIONS	45,590.00
Lebanon	IMAD AHMAD EL HAJ	TRANSPORTATION, STORAGE AND MATERIALS HANDLING	32,497.60
Lebanon	IMADCO	Construction work and site management, civil works	87,988.00
Lebanon	IMADCO	MAINTENANCE AND REPAIR SERVICES N.E.C.	201,197.00
Lebanon	IMADCO	MAINTENANCE AND REPAIR SERVICES N.E.C.	55,954.30
Lebanon	KHALED MOH'D MOSLEH	Construction work and site management, civil works	70,279.00
Lebanon	KHALED MOH'D MOSLEH	DEVELOPMENT, GENERAL	62,040.00
Lebanon	KHODOR SHAKIB AL-KHATIB	CONSTRUCTION	676,819.00
Lebanon	Marwan Abdel Al Akar	Construction work and site management, civil works	31,814.08
Lebanon	MORES S.A.R.L	DEVELOPMENT, GENERAL	49,200.00
Lebanon	Multiframes	Office, computer and communication equipment maintenance and repair	58,000.00
Lebanon	Mustapha S.E.Adada Est.	Construction work and site management, civil works	678,954.09
Lebanon	Naba'a Action without Borders	TRAINING	101,638.78
Lebanon	STAR CONTRACTORS STARCOM	Construction work and site management, civil works	98,775.00
Lebanon	TAWFIC MOHD EL-ZOGHBI	Construction work and site management, civil works	41,850.00
Lebanon	The Mediterranean and Gulf Insurance & Reinsurance	INSURANCE AND PENSION FUND SERVICES	273,073.84
Lebanon	The Mediterranean and Gulf Insurance & Reinsurance	INSURANCE AND PENSION FUND SERVICES	271,417.84
Lebanon	The Mediterranean and Gulf Insurance & Reinsurance	INSURANCE AND PENSION FUND SERVICES	270,997.16
Lebanon	The Mediterranean and Gulf Insurance & Reinsurance	INSURANCE AND PENSION FUND SERVICES	270,033.92
Lebanon	The Mediterranean and Gulf Insurance & Reinsurance	INSURANCE AND PENSION FUND SERVICES	269,671.92
Lebanon	The Mediterranean and Gulf Insurance & Reinsurance	INSURANCE AND PENSION FUND SERVICES	269,600.90
Lebanon	The Mediterranean and Gulf Insurance & Reinsurance	INSURANCE AND PENSION FUND SERVICES	269,416.76
Lebanon	The Mediterranean and Gulf Insurance & Reinsurance	INSURANCE AND PENSION FUND SERVICES	269,331.80
Lebanon	The Mediterranean and Gulf Insurance & Reinsurance	INSURANCE AND PENSION FUND SERVICES	268,679.88
Lebanon	The Mediterranean and Gulf Insurance & Reinsurance	INSURANCE AND PENSION FUND SERVICES	268,658.64
Lebanon	The Mediterranean and Gulf Insurance & Reinsurance	INSURANCE AND PENSION FUND SERVICES	268,291.40
Lebanon	The Mediterranean and Gulf Insurance & Reinsurance	INSURANCE AND PENSION FUND SERVICES	255,975.75
Lebanon	The Mediterranean and Gulf Insurance & Reinsurance	INSURANCE AND PENSION FUND SERVICES	255,698.55
Lebanon	THE NATIONAL ASSOCIATION FOR VOCATIONAL	TRAINING	47,400.00
Lebanon	THE SOCIAL WELFARE INSTITUTION	DEVELOPMENT, GENERAL	35,220.90
Lebanon	THUNDER LIFT	Construction work and site management, civil works	50,861.00
Lebanon	WORLD ENGINEERING AND TECHNOLOGY	CONSTRUCTION	62,000.00
Norway	VIZADA AS	TELECOMMUNICATIONS	406,044.00
Palestine (State of)	A/Aziz Khalil Bashir	DEVELOPMENT, GENERAL	64,600.00
Palestine (State of)	Abu Fulan Company / General Contracting	CONSTRUCTION	90,893.75
Palestine (State of)	Abu Olba Co. for Tourism and Transport.	MOTOR VEHICLES AND PARTS AND ACCESSORIES THEREOF	38,289.54
Palestine (State of)	Abu Salah Brothers Co.	CONSTRUCTION	1,079,490.36
Palestine (State of)	Abu Salah Brothers Co.	CONSTRUCTION	951,147.00
Palestine (State of)	Abu Wardah Co. for Trading & Contracting	CONSTRUCTION	925,501.00
Palestine (State of)	Abu Wardah Co. for Trading & Contracting	CONSTRUCTION	899,275.39
Palestine (State of)	Abu Zeyada Contracting Company	CONSTRUCTION	7,767,537.00
Palestine (State of)	Ahleia Insurance Group-AIG	Insurance	42,500.00
Palestine (State of)	Ahleia Insurance Group-AIG	Insurance	42,500.00
Palestine (State of)	Ahli Arab Hospital	Health care delivery	521,119.00
Palestine (State of)	Ahli Arab Hospital	Health care delivery	224,060.46
Palestine (State of)	Ahmad El Masri CO for General Trading	CONSTRUCTION	6,663,798.00

UNRWA continued



## Major contracts for services and works by UN organization

AGENCY	Location of Supplier	Name of Contractor	Description of Services	Contract Value USD
	Palestine (State of)	Ahmad Hamad Ahmad	LEASING OR RENTAL SERVICES	68,000.00
	Palestine (State of)	Aisha Association Woman & Child Protec.	WELFARE AND SOCIAL SERVICES	856,800.00
	Palestine (State of)	AL - QUDS FOR CONTRACTING & BUILDING	Construction work and site management, civil works	116,249.36
	Palestine (State of)	Al Aqra For Contracting Co.	CONSTRUCTION	33,214.10
	Palestine (State of)	Al Hallaq CO for General Trading & Cont.	Construction work and site management, civil works	1,421,114.00
	Palestine (State of)	AL HANA TRADING INDUSTRIAL COMPANY	Food, Beverages And Tobacco Processing Machinery And Parts Thereof	42,422.37
	Palestine (State of)	Al Qibab Contracting Co.	Construction work and site management, civil works	2,290,728.35
	Palestine (State of)	AL QUDS FOR ENGINEERING CONST. & CONT.	MAINTENANCE AND REPAIR SERVICES N.E.C.	126,859.19
	Palestine (State of)	Al Shadh Water Station	DEVELOPMENT, GENERAL	35,997.00
	Palestine (State of)	Al Shadh Water Station	DEVELOPMENT, GENERAL	31,931.14
	Palestine (State of)	AL TAHER UNITED COMPANY FOR CONTRACTING	Construction work and site management, civil works	884,467.57
	Palestine (State of)	Al-Burj Al Faddi Co.	MAINTENANCE AND REPAIR SERVICES N.E.C.	31,751.33
	Palestine (State of)	Al-Ferdous Office for Eng. & Contracting	ENGINEERING SERVICES	54,453.70
	Palestine (State of)	Al-Haddad Bros. Co. Ltd for Industr	Construction work and site management, civil works	304,820.13
	Palestine (State of)	Al-Imad Co. for Building & Construction	MAINTENANCE AND REPAIR SERVICES N.E.C.	133,072.92
	Palestine (State of)	AL-MOTAMAD COPMANY FOR INDUSTRY TRADING	CONSTRUCTION	552,677.00
	Palestine (State of)	Al-Mubayed Brothers Co.	MAINTENANCE AND REPAIR SERVICES N.E.C.	67,643.67
	Palestine (State of)	Al-Multaqa Co. for Contracting	ENGINEERING SERVICES	210,587.30
	Palestine (State of)	Al-Rabita Company	CONSTRUCTION	587,852.00
	Palestine (State of)	Al-Rabita Company	CONSTRUCTION	200,799.50
	Palestine (State of)	Al-Rabita Company	Construction work and site management, civil works	2,142,277.00
	Palestine (State of)	Al-Rabita Company	Construction work and site management, civil works	1,427,193.31
	Palestine (State of)	Al-Shayyah Co. for Building & Construct.	Construction work and site management, civil works	1,574,011.00
	Palestine (State of)	Al-Shayyah Co. for Building & Construct.	Construction work and site management, civil works	1,417,641.00
	Palestine (State of)	Al-Shayyah Co. for Building & Construct.	Construction work and site management, civil works	1,409,591.61
	Palestine (State of)	Al-Shayyah Co. for Building & Construct.	Construction work and site management, civil works	105,207.00
	Palestine (State of)	Altamayoz For General Contracts Co.	CONSTRUCTION	66,132.78
	Palestine (State of)	Altamayoz For General Contracts Co.	MAINTENANCE AND REPAIR SERVICES N.E.C.	58,696.29
	Palestine (State of)	AMJAD FUAD MOHD FROUKH	LEASING OR RENTAL SERVICES	61,800.00
	Palestine (State of)	Artificial Limbs Polio & Physiotherapy	Health care delivery	70,188.17
	Palestine (State of)	ASY Company	MAINTENANCE AND REPAIR SERVICES N.E.C.	88,222.79
	Palestine (State of)	Atta Sons Co.	Construction work and site management, civil works	1,182,178.00
	Palestine (State of)	Awni Saftawi & Partners Co.	Construction work and site management, civil works	131,016.00
	Palestine (State of)	Awni Saftawi & Partners Co.	Construction work and site management, civil works	112,438.64
	Palestine (State of)	Bahloul & Salah Co. for Petrol	TRANSPORTATION, STORAGE AND MATERIALS HANDLING	36,448.88
	Palestine (State of)	Bait Darass Company For Trade	CONSTRUCTION	531,516.00
	Palestine (State of)	Bait Darass Company For Trade	CONSTRUCTION	458,278.00
	Palestine (State of)	Bajes Mahmoud Al Hmouz	MAINTENANCE AND REPAIR SERVICES N.E.C.	68,379.03
	Palestine (State of)	BCI Communication & Advanced Technology	DEVELOPMENT, GENERAL	227,075.00
	Palestine (State of)	Beir Zait University	DEVELOPMENT, GENERAL	53,880.00
	Palestine (State of)	Dar El-Arqam Bookshop	PRINTING, PUBLISHING AND BOOKBINDING	115,085.00
	Palestine (State of)	Eiffel Contracting Co.	CONSTRUCTION	1,293,131.79
	Palestine (State of)	Eiffel Contracting Co.	CONSTRUCTION	1,271,123.00
	Palestine (State of)	EI Khaesi Co for Ind. & Gen. Trading	CONSTRUCTION	1,640,422.50
	Palestine (State of)	EL MANAR COMPANY FOR ENGINEERING CONT.	MAINTENANCE AND REPAIR SERVICES N.E.C.	33,716.74
	Palestine (State of)	Electrical Industries Co.	Construction work and site management, civil works	87,271.00
	Palestine (State of)	Electrical Industries Co.	ENGINEERING SERVICES	37,164.00
	Palestine (State of)	EI-Yarmouk Engennering Co.	Construction work and site management, civil works	1,225,870.00
	Palestine (State of)	EI-Yarmouk Engennering Co.	Construction work and site management, civil works	1,190,420.91
	Palestine (State of)	EI-Yarmouk Engennering Co.	Construction work and site management, civil works	1,085,003.69
	Palestine (State of)	EI-Yarmouk Engennering Co.	Construction work and site management, civil works	118,902.00
	Palestine (State of)	FUSION FOR INTERNET & COMMUNICATION SYS.	COMPUTER RELATED SERVICES N.E.C.	87,000.00
	Palestine (State of)	Future Bridge Co.	MAINTENANCE AND REPAIR SERVICES N.E.C.	31,219.00
	Palestine (State of)	Gaza & Southern Villages Cars Co.	MOTOR VEHICLES AND PARTS AND ACCESSORIES THEREOF	70,931.22
	Palestine (State of)	Gaza & Southern Villages Cars Co.	MOTOR VEHICLES AND PARTS AND ACCESSORIES THEREOF	34,639.61
	Palestine (State of)	GAZA MUNICIPALITY, LANDFILL	REGIONAL DEVELOPMENT	114,606.98
	Palestine (State of)	Ghataseh Public Co. for Undertaking	DEVELOPMENT, GENERAL	42,411.86
	Palestine (State of)	Global United Insurance Ltd	INSURANCE AND PENSION FUND SERVICES	664,797.13
	Palestine (State of)	Golden Jump Company for Building & Const	CONSTRUCTION	456,773.00
	Palestine (State of)	Golden Jump Company for Building & Const	MAINTENANCE AND REPAIR SERVICES N.E.C.	40,910.96
	Palestine (State of)	Hafil Tours & Travelling Co.	MOTOR VEHICLES AND PARTS AND ACCESSORIES THEREOF	48,419.31
	Palestine (State of)	Handala Company for Engineering	CONSTRUCTION	885,124.00
	Palestine (State of)	Handala Company for Engineering	CONSTRUCTION	815,003.00
	Palestine (State of)	IBRAHIM ABDALLAH AWEIDAH	MAINTENANCE AND REPAIR SERVICES N.E.C.	148,904.59
	Palestine (State of)	IBRAHIM ABDALLAH AWEIDAH	MAINTENANCE AND REPAIR SERVICES N.E.C.	32,717.13
	Palestine (State of)	Ilfaf Co.	CONSTRUCTION	665,863.00
	Palestine (State of)	Illa Al Tyba Co.	MOTOR VEHICLES AND PARTS AND ACCESSORIES THEREOF	31,968.25
	Palestine (State of)	IMAD AL-ASHQAR & PARTNERS	Construction work and site management, civil works	1,421,167.97
	Palestine (State of)	IMAD AL-ASHQAR & PARTNERS	Construction work and site management, civil works	1,346,896.85
	Palestine (State of)	Imad Amin Mohd Ashour	LEASING OR RENTAL SERVICES	38,333.00
	Palestine (State of)	Jammal Ismail Eid El Essi	LEASING OR RENTAL SERVICES	66,000.00
	Palestine (State of)	Joint Services Council /Solid Waste-Beth	REGIONAL DEVELOPMENT	41,935.48
	Palestine (State of)	Joint Services Council /Solid Waste-Hebr	REGIONAL DEVELOPMENT	44,000.00
	Palestine (State of)	Joint Services Council /Solid Waste-Tulk	REGIONAL DEVELOPMENT	45,000.00
	Palestine (State of)	Joint Services Council/Solid Waste-Jenin	REGIONAL DEVELOPMENT	60,000.00
	Palestine (State of)	Juma Yousef Abdullah Al Safadi	LEASING OR RENTAL SERVICES	40,000.00
	Palestine (State of)	KHALIL AHMAD MOHD HASANI	Construction work and site management, civil works	585,135.14
	Palestine (State of)	KHALIL AHMAD MOHD HASANI	DEVELOPMENT, GENERAL	81,374.32
	Palestine (State of)	KHALIL AHMAD MOHD HASANI	MAINTENANCE AND REPAIR SERVICES N.E.C.	118,912.70
	Palestine (State of)	Khatib & Anbar Co.	Construction work and site management, civil works	1,166,294.00
	Palestine (State of)	Khatib & Anbar Co.	Construction work and site management, civil works	1,138,172.00
	Palestine (State of)	Khatib & Anbar Co.	Construction work and site management, civil works	1,062,011.00
	Palestine (State of)	Khatib & Anbar Co.	Construction work and site management, civil works	141,573.00
	Palestine (State of)	KHOURY FAMILY	LEASING OR RENTAL SERVICES	38,698.50
	Palestine (State of)	Kuwait Charity Specialized Hospital.	Health care delivery	105,505.50
	Palestine (State of)	Mansour Bookshop & Press	Books, brochures, leaflets and similar printed matter	63,218.95
	Palestine (State of)	Masoud & Ali Contracting Co.	Construction work and site management, civil works	735,811.57
	Palestine (State of)	MEDA Co. Middle East Development Associa	Construction work and site management, civil works	1,436,536.00
	Palestine (State of)	MEDA Co. Middle East Development Associa	Construction work and site management, civil works	1,420,993.00
	Palestine (State of)	MOHD ABU OLBA & SONS CO.	MOTOR VEHICLES AND PARTS AND ACCESSORIES THEREOF	51,756.03
	Palestine (State of)	MOHD HAMDHI OMAR MARZOUQ	MOTOR VEHICLES AND PARTS AND ACCESSORIES THEREOF	300,226.56
	Palestine (State of)	MOHD HAMDHI OMAR MARZOUQ	MOTOR VEHICLES AND PARTS AND ACCESSORIES THEREOF	148,613.76
	Palestine (State of)	MOHD HAMDHI OMAR MARZOUQ	MOTOR VEHICLES AND PARTS AND ACCESSORIES THEREOF	82,425.09
	Palestine (State of)	MOHD HAMDHI OMAR MARZOUQ	TRANSPORTATION, STORAGE AND MATERIALS HANDLING	302,337.07
	Palestine (State of)	MOHD HAMDHI OMAR MARZOUQ	TRANSPORTATION, STORAGE AND MATERIALS HANDLING	126,482.46
	Palestine (State of)	MOHD MUNEEB ANSARI	LEASING OR RENTAL SERVICES	47,519.77
	Palestine (State of)	Mustafa Hunaideq & Partners Co.	MAINTENANCE AND REPAIR SERVICES N.E.C.	86,645.51
	Palestine (State of)	N. Y. BARAZANI COMPANY	DEVELOPMENT, GENERAL	32,972.97
	Palestine (State of)	National Insurance Co Ltd	Insurance	118,000.00
	Palestine (State of)	National Insurance Co Ltd	INSURANCE AND PENSION FUND SERVICES	3,101,573.95
	Palestine (State of)	National Unity Company	DEVELOPMENT, GENERAL	209,000.00
	Palestine (State of)	Noorsat Global Satellite Communication	DEVELOPMENT, GENERAL	46,000.00
	Palestine (State of)	NUSEIRAT TRANSPORTATION CO	MOTOR VEHICLES AND PARTS AND ACCESSORIES THEREOF	37,763.59
	Palestine (State of)	Orchida Company	Construction work and site management, civil works	1,419,437.00
	Palestine (State of)	Orchida Company	Construction work and site management, civil works	1,016,637.45
	Palestine (State of)	PALESTINE TELECOMMUNICATIONS CO.	COMPUTER RELATED SERVICES N.E.C.	52,580.04
	Palestine (State of)	PIEDCO	LEASING OR RENTAL SERVICES	525,243.57
	Palestine (State of)	Public Aid Society.	Health care delivery	266,105.40
	Palestine (State of)	QUBBAT AL SAKHRA COMPANY	Construction work and site management, civil works	101,866.00
	Palestine (State of)	RAFAH MUNICIPALITY	REGIONAL DEVELOPMENT	41,518.87
	Palestine (State of)	RAMALLAH MUNICIPALITY	LEASING OR RENTAL SERVICES	33,000.00
	Palestine (State of)	Ready System Trading Co.	TRADE RELATED SERVICES, OTHER	48,303.93
	Palestine (State of)	SADI SHUHAIBER SONS CO.	DEVELOPMENT, GENERAL	72,286.93

UNRWA continued

## Major contracts for services and works by UN organization

AGENCY			Contract Value
Location of Supplier	Name of Contractor	Description of Services	USD
Palestine (State of)	Saeed Kassab Company for General Trading	Construction work and site management, civil works	1,150,589.79
Palestine (State of)	SALAH ALDEAN COMPANY	Construction work and site management, civil works	1,243,237.00
Palestine (State of)	SALAH ALDEAN COMPANY	Construction work and site management, civil works	1,183,982.00
Palestine (State of)	Salama Aleamar Co.	CONSTRUCTION	7,414,539.00
Palestine (State of)	Salama Aleamar Co.	CONSTRUCTION	7,113,335.00
Palestine (State of)	Saleem Abu Kumail Sons Co.	CONSTRUCTION	7,486,115.00
Palestine (State of)	Sama Al-Madenah CO	Construction work and site management, civil works	1,162,981.63
Palestine (State of)	SHAWA TRADING & GENERAL CONTRACTING CO.	CONSTRUCTION	519,438.00
Palestine (State of)	Solid Waste Management Council	REGIONAL DEVELOPMENT	171,473.63
Palestine (State of)	SPARK TECHNOLOGY	MAINTENANCE AND REPAIR SERVICES N.E.C.	31,571.08
Palestine (State of)	Sweetie Tours Co.	MOTOR VEHICLES AND PARTS AND ACCESSORIES THEREOF	129,476.19
Palestine (State of)	Tabareiya Company	Construction work and site management, civil works	47,302.79
Palestine (State of)	Tal El Eslam Company	Construction work and site management, civil works	78,843.00
Palestine (State of)	Tal El Eslam Company	MAINTENANCE AND REPAIR SERVICES N.E.C.	33,182.00
Palestine (State of)	TAWFIQ TAHER ABU KISHEK	MAINTENANCE AND REPAIR SERVICES N.E.C.	127,586.22
Palestine (State of)	THAFER TUFFAHA OPTICAL MEDICAL CENTER	Health care delivery	36,500.00
Palestine (State of)	The Society of Women Graduates	WELFARE AND SOCIAL SERVICES	99,600.00
Palestine (State of)	Top Build Co. for General Contracting	Construction work and site management, civil works	1,271,689.00
Palestine (State of)	Twaqif Qeshta & Sons Company	MOTOR VEHICLES AND PARTS AND ACCESSORIES THEREOF	37,393.60
Palestine (State of)	Union of Health Work Committees	Health care delivery	638,228.30
Palestine (State of)	WADI HUNAIN CO.	CONSTRUCTION	290,295.00
Palestine (State of)	WADI HUNAIN CO.	MAINTENANCE AND REPAIR SERVICES N.E.C.	35,984.97
Palestine (State of)	Women's Affairs Center	WELFARE AND SOCIAL SERVICES	84,224.50
Palestine (State of)	Women's Affairs Center	WELFARE AND SOCIAL SERVICES	55,500.00
Palestine (State of)	Zeqar Co. for General Trading & Contract	Construction work and site management, civil works	1,494,280.74
Palestine (State of)	Zeqar Co. for General Trading & Contract	ENGINEERING SERVICES	1,301,330.01
Switzerland	INTERNATIONAL COMPUTING CENTRE(ICC)	Transmitting and communicating equipment for EDP	134,196.00
Switzerland	Satscan Sarl	DEVELOPMENT, GENERAL	42,080.65
Syrian Arab Republic	Abdulhay Sayed	DEVELOPMENT, GENERAL	57,012.99
Syrian Arab Republic	ASSAD UNIVERSITY HOSPITAL	Health care delivery	109,999.97
Syrian Arab Republic	Assad University Hospital	Health care delivery	38,362.28
Syrian Arab Republic	Attn:Wael Adnan Ibech	DEVELOPMENT, GENERAL	30,120.00
Syrian Arab Republic	Bassam Madallah Hajeer	MAINTENANCE AND REPAIR SERVICES N.E.C.	57,400.45
Syrian Arab Republic	Bassam Madallah Hajeer	MAINTENANCE AND REPAIR SERVICES N.E.C.	49,806.89
Syrian Arab Republic	DHL Global Forwarding	TRANSPORTATION, STORAGE AND MATERIALS HANDLING	83,140.00
Syrian Arab Republic	FAYEZ HALAWEH HOSPITAL	Health care delivery	72,199.98
Syrian Arab Republic	Helen Songe	TRAINING	42,162.00
Syrian Arab Republic	HIKMEH HOSPITAL	Health care delivery	40,799.99
Syrian Arab Republic	IBRAHIM KHALIL SAQER	MAINTENANCE AND REPAIR SERVICES N.E.C.	36,218.07
Syrian Arab Republic	IBRAHIM KHALIL SAQER	MAINTENANCE AND REPAIR SERVICES N.E.C.	33,505.15
Syrian Arab Republic	PALESTINE HOSPITAL	Health care delivery	99,999.97
Syrian Arab Republic	SAMI MAD ALLAH HAJEER	MAINTENANCE AND REPAIR SERVICES N.E.C.	78,807.97
Syrian Arab Republic	Wael Nabil Al-Kiwan (Maya Trading)	TRADE RELATED SERVICES, OTHER	60,762.76
United Kingdom	Chevin Fleet Solutions	Office automation software	246,250.00
United Kingdom	Global Telecom & Technology GTT-EMEA Ltd	COMPUTER RELATED SERVICES N.E.C.	615,412.00
United Kingdom	Hawki Worldwide Limited	TRAINING	51,767.65
United Kingdom	Hawki Worldwide Limited	TRAINING	41,440.00
United Kingdom	Hawki Worldwide Limited	TRAINING	30,100.00
United Kingdom	Terra Firma Associates	COMMUNICATIONS AND MASS MEDIA	117,617.89
<b>UNU</b>			
Belgium	College of Europe	Employment	399,203.74
Belgium	CHG/Buro center	Leasing hard/software	34,520.24
<b>UNV</b>			
Denmark	PHOENIX DESIGN AID	Printing Annual Report Pho5046	31,806.11
Germany	BECHTLE GMBH IT SYSTEMHAUS	Training ConsServicesReq 4847	54,275.24
Germany	DFN-VEREIN	UNBONN InternetServiceReq 4929	41,366.21
Germany	Dieter Rohrbeck	LE kitchen supplies Req 5325	38,542.72
Germany	Hotel Continental	Field Unit WShop HotelContinen	39,660.93
Germany	ITConcepts Professional GmbH	Quest User Mgmt Software R5350	46,554.48
Germany	Konica Minolta BONN	Online Src From Req 0000005380	71,396.72
Germany	P.O.T. Beratungsteam GmbH	CampusRelSupportConsu Req 5372	31,470.83
Germany	P.O.T. Beratungsteam GmbH	CampusRelSupportConsuReq 5373	80,412.51
Germany	W.I.S. Sicherheit GmbH & Co.KG	SecServHC 01/2012 Req 4776	95,096.37
Germany	W.I.S. Sicherheit GmbH & Co.KG	SecServHCSeptember2012Req5516	94,429.97
Germany	W.I.S. Sicherheit GmbH & Co.KG	SecServices HC 08/2012 Req5461	92,231.24
Germany	W.I.S. Sicherheit GmbH & Co.KG	SecServices HC July2012Req5399	71,870.17
Germany	W.I.S. Sicherheit GmbH & Co.KG	SecServices LE 01/12 Req 4775	74,102.65
Germany	W.I.S. Sicherheit GmbH & Co.KG	SecServices LE 08/2012 Req5462	71,870.17
Germany	W.I.S. Sicherheit GmbH & Co.KG	SecServices LE July2012Req5400	92,231.24
Germany	W.I.S. Sicherheit GmbH & Co.KG	SecServices02/12 HC Req 4940	98,665.67
Germany	W.I.S. Sicherheit GmbH & Co.KG	SecServices02/12LE Req 4939	76,884.12
Germany	W.I.S. Sicherheit GmbH & Co.KG	SecServices04/2012 LE Req 5174	77,676.90
Germany	W.I.S. Sicherheit GmbH & Co.KG	SecServicesHC 03/2012Req 5053	97,748.46
Germany	W.I.S. Sicherheit GmbH & Co.KG	SecServicesHC05/06/2012Req5331	186,983.08
Germany	W.I.S. Sicherheit GmbH & Co.KG	SecServicesHCApril2012Req 5173	99,683.03
Germany	W.I.S. Sicherheit GmbH & Co.KG	SecServicesHCOct-DecReq5617	290,581.82
Germany	W.I.S. Sicherheit GmbH & Co.KG	SecServicesLE03/2012 Req 5052	76,169.39
Germany	W.I.S. Sicherheit GmbH & Co.KG	SecServicesLE05&06/2012Req5332	145,704.50
Germany	W.I.S. Sicherheit GmbH & Co.KG	SecServicesLESept2012Req5515	73,583.51
Germany	W.I.S. Sicherheit GmbH & Co.KG	SecServicesUNFCCC SB36Req 5138	154,959.26
Germany	W.I.S. Sicherheit GmbH & Co.KG	SecServLEUOct-Dec2012, Req5618	226,432.67
Poland	Bastian Kuntzel	Online Src From Req 0000005423	40,903.38
Switzerland	UPWELLING	Online Src From Req 0000004920	76,500.00
Switzerland	UPWELLING	Online Src From Req 0000005476	58,630.00
United Kingdom	Glow Labs	Online Src From Req 0000004808	57,500.82
United States of America	Kallick Russell Consulting, LLC	Online Src From Req 0000005473	40,650.00
<b>UNWOMEN</b>			
Afghanistan	CHILD FUND AFGHANISTAN	Agreements - Other Institut	60,000.00
Afghanistan	COOPERATION CENTER FOR AFGHANISTAN	Agreements - Other Institut	31,369.00
Afghanistan	MUBASHER FATIH LOGISTICS SERVICES Co.MAF	Short-term Rental Vehicles	70,000.00
Afghanistan	TOLO TV LIMITED	Other Media Costs	31,429.65
Afghanistan	United Nations Assistance Mission in Afg	Premises Services	221,881.41
Afghanistan	United Nations Assistance Mission in Afg	Premises Services	221,881.41
Afghanistan	United Nations Assistance Mission in Afg	Premises Services	72,976.93
Afghanistan	United Nations Assistance Mission in Afg	Premises Services	45,410.38
Afghanistan	United Nations Assistance Mission in Afg	Premises Services	34,406.90
Afghanistan	UNITED NATIONS OFFICE for PROJECT SERVIC	Premises Services	216,247.20
Afghanistan	UNITED NATIONS OFFICE for PROJECT SERVIC	Premises Services	216,247.20
Afghanistan	UNITED NATIONS OFFICE for PROJECT SERVIC	Premises Services	121,739.64
Albania	Instituti Shqiptar per Inovacion Social	Consulting Companies	36,293.58
Albania	N/A Individual Consultant	Internat Indiv Consultant	50,000.00
Albania	Qendra Aleanca Gjimore per Zhvillim	Consulting Companies	58,080.00
Antigua and Barbuda	N/A Individual Consultant	Local Consultants-Support	76,125.00
Argentina	ALICIA NOEMI ZIFFER	Consulting Companies	42,412.50
Argentina	N/A Individual Consultant	Local Consultants-Support	39,000.00
Australia	Fergus, Finucane and Green	Consulting Companies	99,900.00
Australia	N/A Individual Consultant	Internat Indiv Consultant	39,000.00
Australia	N/A Individual Consultant	Internat Indiv Consultant	33,000.00
Australia	N/A Individual Consultant	Local Consultants-Support	38,551.70
Australia	N/A Individual Consultant	Service Contract - Individu	47,328.00
Australia	University of Canberra	Int'l Consultants-Technical	31,955.00
Barbados	N/A Individual Consultant	Service Contract - Individu	37,777.46
Barbados	N/A Individual Consultant	Service Contract - Individu	37,621.64

UNWOMEN continued

## Major contracts for services and works by UN organization

AGENCY			Contract Value
Location of Supplier	Name of Contractor	Description of Services	USD
Bolivia (Plurinational State of)	CIES INTERNACIONAL SRL	Consulting Companies	33,021.58
Bolivia (Plurinational State of)	DIAGNOSIS S.R.L.	Consulting Companies	33,661.58
Brazil	LCC CONSTRUTORA LTDA	Premises Services	59,523.50
Brazil	PROMUNDO-US	Conference organizing Svc	44,500.00
Burkina Faso	AGENCY FOR COOPERATION & RESEARCH IN DEV	Agreements - Other Institut	35,797.00
Burundi	SUCCESS VALUABLE PARTNER	Consulting Companies	54,431.00
Cambodia	DOMREI RESEARCH AND CONSULTING LTD.	Consulting Companies	39,000.00
Cambodia	N/A Individual Consultant	Internat Indiv Consultant	31,625.00
Cambodia	N/A Individual Consultant	Internat Indiv Consultant	30,000.00
Cambodia	N/A Individual Consultant	Service Contract - Individu	38,048.04
Cameroon	CAISSE NATIONALE DE PREVOYANCE SOCIALE	Premises Services	45,507.21
Canada	ANTHONY MACAULEY & ASSOCIATES (VICTORIA)	Consulting Companies	126,715.50
Canada	DUNDEX NETWORK	Consulting Companies	60,742.50
Canada	N/A Individual Consultant	Internat Indiv Consultant	45,000.00
Canada	N/A Individual Consultant	Internat Indiv Consultant	42,892.00
Canada	N/A Individual Consultant	Intl Consultants - Support	74,750.00
Canada	N/A Individual Consultant	Local Consultants-Technical	52,150.00
Canada	UNIVERSALIA MANAGEMENT GROUP LTD.	Consulting Companies	192,005.45
Canada	UNIVERSALIA MANAGEMENT GROUP LTD.	Consulting Companies	162,466.15
Canada	UNIVERSALIA MANAGEMENT GROUP LTD.	Consulting Companies	153,955.44
Cape Verde	INSTITUTO NACIONAL DE PREVIDENCIA SOCIAL	Insurance	33,468.96
Chile	CORPORACION RIMISP	Consulting Companies	44,160.00
Chile	N/A Individual Consultant	Local Consultants-Technical	65,901.76
China	N/A Individual Consultant	Service Contract - Individu	52,156.75
China	N/A Individual Consultant	Service Contract - Individu	40,002.40
Colombia	CENTRO NACIONAL DE CONSULTORIA S.A.	Consulting Companies	49,586.13
Colombia	CORPORACION HUMANAS	Agreements - Other Institut	75,066.80
Colombia	INVERSIONES Y CONSTRUCCIONES 79 LTDA	LJ Leased Building	69,578.72
Colombia	LICH PRINT	Printing and Publications	38,454.80
Colombia	N/A Individual Consultant	Local Consultants-Technical	33,615.82
Colombia	N/A Individual Consultant	Service Contract - Individu	58,741.92
Colombia	N/A Individual Consultant	Service Contract - Individu	49,625.58
Colombia	N/A Individual Consultant	Service Contract - Individu	44,757.61
Colombia	N/A Individual Consultant	Service Contract - Individu	44,757.61
Colombia	N/A Individual Consultant	Service Contract - Individu	38,944.25
Colombia	N/A Individual Consultant	Service Contract - Individu	38,607.40
Colombia	N/A Individual Consultant	Service Contract - Individu	32,636.36
Colombia	N/A Individual Consultant	Service Contract - Individu	31,593.06
Colombia	N/A Individual Consultant	Service Contract - Individu	31,593.06
Colombia	RAQUEL SOFIA AMAYA PRODUCCIONES CIA. LTD	Audio Visual Productions	93,119.50
Costa Rica	N/A Individual Consultant	Local Consultants-Support	64,000.00
Cote d'Ivoire	UNDP REPRESENTATIVE	Building Maintenance Svc	33,962.66
Denmark	N/A Individual Consultant	Local Consultants-Support	61,280.64
Dominican Republic	SINERGIT S.A.	TeleCommunication Service	57,707.48
Dominican Republic	UNITRADE SRL	Premises Services	38,114.59
Ecuador	CORPORACION DEVELOPMENT SERVICE CORPORAT	Consulting Companies	68,608.00
Ecuador	FLACSO/FACULTAD LATINOAMERICANA	Consulting Companies	35,260.00
Ecuador	FUNDACION MARIA AMOR	Consulting Companies	34,632.00
Ecuador	N/A Individual Consultant	Local Consultants-Support	45,715.00
Ecuador	N/A Individual Consultant	Local Consultants-Technical	80,550.00
Ecuador	N/A Individual Consultant	Service Contract - Individu	38,770.03
Ecuador	N/A Individual Consultant	Service Contract - Individu	36,497.43
Ecuador	N/A Individual Consultant	Service Contract - Individu	36,090.39
Ecuador	N/A Individual Consultant	Service Contract - Individu	35,412.00
Ecuador	N/A Individual Consultant	Service Contract - Individu	33,210.00
Ecuador	N/A Individual Consultant	Service Contract - Individu	32,196.78
Egypt	AMERICAN EXPRESS OF EGYPT LTD	Conference organizing Svc	74,555.41
Egypt	AMERICAN EXPRESS OF EGYPT LTD	Conference organizing Svc	37,701.50
Egypt	IMAM ALI SOLIMAN AL-RIFAEY	LJ Leased Building	38,500.00
Egypt	N/A Individual Consultant	Internat Indiv Consultant	30,000.00
Egypt	N/A Individual Consultant	Local Consultants-Support	54,393.30
Egypt	N/A Individual Consultant	Local Consultants-Support	32,250.00
Egypt	N/A Individual Consultant	Local Consultants-Technical	50,447.00
Egypt	THE EGYPTIAN CENTER FOR PUBLIC OPINION	Consulting Companies	99,042.00
Egypt	UNODC-REGIONAL OFFICE FOR THE MIDDLE	Premises Services	31,765.51
Egypt	ZERO PRODUCTION	Printing and Publications	41,642.00
Ethiopia	IDRIS ABDULHAMID	LJ Leased Building	42,000.00
Ethiopia	N/A Individual Consultant	Local Consultants-Support	34,250.00
Fiji	ADI SIVIA TOKADEI QORO	Consulting Companies	71,678.34
Fiji	KADAVU HOLDINGS LTD	LJ Leased Building	50,152.64
Fiji	KADAVU HOLDINGS LTD	LJ Leased Building	38,459.73
Fiji	KADAVU HOLDINGS LTD	LJ Leased Building	38,459.73
Fiji	NAN FENG INDUSTRIAL (Fiji) CO LTD	UN premise construction	107,651.09
Fiji	NAN FENG INDUSTRIAL (Fiji) CO LTD	UN premise construction	95,859.08
Fiji	PACIFIC FOUNDATION FOR THE ADVANCEMENT /	Consulting Companies	99,000.00
Fiji	Radisson Resort Fiji Denarau Island	Conference organizing Svc	52,988.84
France	KNOWINGS SA	Consulting Companies	40,500.00
France	N/A Individual Consultant	Internat Indiv Consultant	31,610.88
France	N/A Individual Consultant	Local Consultants-Support	59,000.00
France	N/A Individual Consultant	Local Consultants-Support	37,365.00
Grenada	GRENADA NATIONAL ORGANISATION OF WOMEN	Agreements - Other Institut	52,498.80
Haiti	ASOSYASYON FANM SOLEY DAYITI	Agreements - Other Institut	31,980.16
Haiti	ASOSYASYON FANM SOLEY DAYITI	Agreements - Other Institut	31,980.16
Haiti	ASSOCIATION FANM DESIDE	Agreements - Other Institut	73,906.00
Haiti	JEAN LAVAUD	LJ Leased Building	30,000.00
Haiti	JEAN LAVAUD	LJ Leased Building	30,000.00
Haiti	MOUFHED	Agreements - Other Institut	43,360.00
Haiti	N/A Individual Consultant	Service Contract - Individu	51,451.26
Haiti	N/A Individual Consultant	Service Contract - Individu	46,766.71
Haiti	N/A Individual Consultant	Service Contract - Individu	37,270.53
Haiti	TAMISE	Consulting Companies	47,430.60
India	ALTERNATIVE FOR INDIA DEVELOPMENT	Consulting Companies	38,652.40
India	Basix Consulting and Training Services Ltd	Consulting Companies	52,619.09
India	CECOEDECON	Consulting Companies	80,907.70
India	Director General, IGPR&GVS	Consulting Companies	49,433.76
India	ERNST & YOUNG PRIVATE LTD	Consulting Companies	39,020.12
India	FXB INDIA SURAKSHA	Consulting Companies	34,764.16
India	IDEOSYNC	Consulting Companies	105,354.44
India	INSTITUTE OF SOCIAL SCIENCES	Conference organizing Svc	59,177.11
India	INTERNATIONAL CENTER FOR RESEARCH ON WOMEN	Consulting Companies	33,497.20
India	IPE GLOBAL PRIVATE LIMITED	Consulting Companies	97,707.99
India	JAN JAGRAN SANSTHAN	Consulting Companies	43,250.09
India	MANAV SEVA SANSTHAN (SEVA)	Consulting Companies	61,937.75
India	N/A Individual Consultant	Local Consultants-Technical	56,381.60
India	N/A Individual Consultant	Local Consultants-Technical	31,572.60
India	National Foundation For India	Consulting Companies	76,000.00
India	RURAL DEVELOPMENT INSTITUTE INDIA	Consulting Companies	39,388.04
India	RURAL DEVELOPMENT INSTITUTE INDIA	Consulting Companies	33,559.23
India	SEWA BHARAT	Consulting Companies	37,104.64
India	SUDARSHANA S. CHAND	LJ Leased Building	334,107.24
India	THE COMMUNICATION HUB	Consulting Companies	36,981.30
India	WORLD HEALTH ORGANIZATION	Computer Services	441,836.00
Indonesia	CENTER FOR POPULATION AND POLICY STUDIES	Consulting Companies	39,348.46

UNWOMEN continued

## Major contracts for services and works by UN organization

AGENCY			Contract Value
Location of Supplier	Name of Contractor	Description of Services	USD
Indonesia	CENTER FOR POPULATION AND POLICY STUDIES	Consulting Companies	30,251.54
Indonesia	N/A Individual Consultant	Internat Indiv Consultant	100,653.55
Indonesia	N/A Individual Consultant	Internat Indiv Consultant	58,494.83
Indonesia	N/A Individual Consultant	Internat Indiv Consultant	45,000.00
Indonesia	N/A Individual Consultant	Service Contract - Individu	36,999.91
Indonesia	N/A Individual Consultant	Service Contract - Individu	32,242.64
Iraq	AL SAMI GENERAL TRADE COMPANY LTD.	Conference organizing Svc	85,330.00
Iraq	AL SAMI GENERAL TRADE COMPANY LTD.	Conference organizing Svc	72,408.20
Iraq	AL SAMI GENERAL TRADE COMPANY LTD.	Conference organizing Svc	41,870.00
Iraq	AYADI ALRAHMA GROUP ALINSANIYA	Consulting Companies	38,882.00
Iraq	IRAQI AL-AMAL ASSOCIATION	Conference organizing Svc	31,900.70
Iraq	IRAQI INDEPENDENT WOMEN GROUP (IIWG)	Printing and Publications	40,000.00
Iraq	IRAQI LOCAL GOVERNMENT ASSOCIATION	Consulting Companies	98,000.00
Iraq	IRAQI WOMEN JOURNALISTS FORUM	Consulting Companies	96,000.00
Iraq	START SOCIAL DEVELOPMENT ORGANIZATION	Consulting Companies	99,025.00
Iraq	THE INTERNATIONAL RESCUE COMMITTEE	Consulting Companies	86,310.00
Iraq	WOMEN EMPOWERMENT ORGANIZATION	Consulting Companies	50,895.00
Israel	N/A Individual Consultant	Local Consultants-Technical	30,000.00
Italy	UNITED NATIONS SYSTEM STAFF COLLEGE	Consulting Companies	93,950.00
Italy	UNOG GENERAL FUND	Conference organizing Svc	54,000.00
Jamaica	NATIONAL HIV/STI PROGRAMME	Agreements - Government	53,037.38
Japan	N/A Individual Consultant	Local Consultants-Support	56,935.50
Jordan	JORDAN VALLEY MARRIOTT HOTEL	Conference organizing Svc	39,086.15
Jordan	LEADING POINT FOR MANAGEMENT ADVISORY	Consulting Companies	99,490.00
Jordan	UNITED NATIONS OFFICE FOR PROJECT	Premises Services	46,906.47
Kenya	BOMAS OF KENYA LIMITED	Conference organizing Svc	31,796.13
Kenya	FLAMINGO BEACH RESORT & SPA	Conference organizing Svc	39,240.36
Kenya	GREEN PARK GOLF & COUNTRY COMPLEX LTD	Conference organizing Svc	31,711.60
Kenya	MAYFAIR HOLDINGS LTD - IMPERIAL HOTEL	Conference organizing Svc	36,597.39
Kenya	PANN PRINTERS LTD	Printing and Publications	31,799.92
Kenya	SAFARI PARK HOTEL & CASINO	Conference organizing Svc	54,273.11
Kenya	SERENA BEACH HOTEL & SPA	Conference services	32,220.54
Kenya	THE NORFOLK HOTEL	Conference organizing Svc	37,324.59
Kenya	UNITED NATIONS OFFICES AT NAIROBI	Conference organizing Svc	40,892.38
Kenya	UNITED NATIONS OFFICES AT NAIROBI	Premises Services	142,490.00
Kosovo	Kadri Metaj	Premises Services	31,007.75
Kyrgyz Republic	"Community Development Alliance" (CDA)	Consulting Companies	30,521.00
Liberia	H.G. PLAZA	LJ Leased Building	45,624.00
Liberia	UNDP Liberia	Premises Services	64,870.39
Madagascar	HERMES CONSEILS	Agreements - Other Institut	50,323.89
Madagascar	HERMES CONSEILS	Consulting Companies	51,117.00
Malawi	N/A Individual Consultant	Local Consultants-Support	50,000.00
Malawi	UNFPA Malawi	Consulting Companies	40,000.00
Malaysia	International Women's Rights ActionWatch	Consulting Companies	34,000.00
Malaysia	International Women's Rights ActionWatch	Consulting Companies	30,000.00
Mali	UNDP MALI	Premises Services	63,053.41
Mexico	ANALITICA CONSULTORES SA DE CV	Consulting Companies	95,880.15
Mexico	N/A Individual Consultant	Local Consultants-Support	36,225.00
Mexico	N/A Individual Consultant	Service Contract - Individu	34,110.24
Morocco	AS2COM	Audio Visual Productions	47,114.41
Morocco	AS2COM	Printing and Publications	70,926.53
Morocco	BMH Coach	Consulting Companies	54,942.05
Morocco	INTERPRETERS MOROCCO	Conference organizing Svc	43,486.32
Morocco	L EVENEMENTIEL SARL	Conference organizing Svc	35,200.56
Morocco	LMS CSA MARKETING SONDAGES	Consulting Companies	45,340.75
Morocco	N/A Individual Consultant	Internat Indiv Consultant	42,655.00
Morocco	NADACOM DESIGN	Audio Visual Productions	35,191.84
Morocco	REGIE 3	Audio Visual Productions	36,810.28
Morocco	STOURS VOYAGES	Conference organizing Svc	99,571.74
Morocco	VALORIS CONSEIL	Consulting Companies	45,981.30
Mozambique	N/A Individual Consultant	Internat Indiv Consultant	39,130.20
Nepal	N/A Individual Consultant	Local Consultants-Support	61,280.64
Netherlands	N/A Individual Consultant	Internat Indiv Consultant	40,567.00
Nigeria	R T BRISCOE NIGERIA PLC	Vehicle Maintenance Service	33,258.00
Nigeria	UNDP REPRESENTATIVE IN NIGERIA	Premises Services	33,046.91
Norway	NORWEGIANINSTITUTEFORURBAN&REGIONALRESEA	Consulting Companies	350,000.00
Pakistan	Khwend Kor	Consulting Companies	223,349.51
Pakistan	Paiman Alumni Trust Project - IV	Consulting Companies	84,988.92
Pakistan	RESULT BASED CONSULTING	Consulting Companies	70,790.07
Pakistan	RESULT BASED CONSULTING	Consulting Companies	42,474.04
Pakistan	RESULT BASED CONSULTING	Consulting Companies	42,474.04
Pakistan	SHAZIA ABBASI CONSULTING (SMC-Pvt)Ltd	Consulting Companies	77,257.35
Pakistan	SHAZIA ABBASI CONSULTING (SMC-Pvt)Ltd	Consulting Companies	38,764.98
Palestine (State of)	AGILITY MANAGEMENT AND FINANCIAL	Consulting Companies	38,000.00
Palestine (State of)	HD VISION MEDIA & BROADCASTING SERVICES	TeleCommunication Service	30,925.00
Palestine (State of)	MA'AN DEVELOPMENT CENTER	Consulting Companies	50,000.00
Palestine (State of)	N/A Individual Consultant	Internat Indiv Consultant	35,194.46
Palestine (State of)	N/A Individual Consultant	Local Consultants-Technical	62,000.00
Palestine (State of)	N/A Individual Consultant	Local Consultants-Technical	33,750.00
Palestine (State of)	WORLD FOOD PROGRAMME - OPT	LJ Leased Building	45,366.29
Palestine (State of)	WORLD FOOD PROGRAMME - OPT	LJ Leased Building	36,642.27
Papua New Guinea	Catholic Women Associatlion	Consulting Companies	60,000.00
Papua New Guinea	HOPE PNG & NAC (POM)	Grants - Other Institutions	39,600.00
Papua New Guinea	KISERE RANUNA LIMITED	Conference organizing Svc	38,428.02
Papua New Guinea	N/A Individual Consultant	Local Consultants-Support	35,125.75
Papua New Guinea	THE UNITED CHURCH IN PNG	LJ Leased Building	38,030.13
Paraguay	ASOCIACION COLECTIVO DE CULTURA Y	Consulting Companies	31,566.66
Paraguay	N/A Individual Consultant	Local Consultants-Support	35,125.00
Peru	N/A Individual Consultant	Internat Indiv Consultant	74,000.00
Peru	N/A Individual Consultant	Internat Indiv Consultant	45,000.00
Peru	N/A Individual Consultant	Service Contract - Individu	40,026.67
Peru	N/A Individual Consultant	Service Contract - Individu	33,333.34
Republic of Moldova	(R) Asociatia Presei Independente	Consulting Companies	92,025.00
Republic of Moldova	(R) CreDO	Consulting Companies	59,372.00
Republic of Moldova	Gender-Centru AO	Consulting Companies	55,082.83
Rwanda	INSTIT OF POLICY ANALYSIS & RESEARCH	Consulting Companies	39,043.28
Rwanda	LAKE NAIVASHA SIMBA LODGE	Catering Services	56,158.11
Rwanda	RWANDA ACCURACY DEVELOPMENT CONSULT Ltd	Consulting Companies	71,812.00
Saint Lucia	EASTERN CARIBBEAN SUPREME COURT	Agreements - Other Institut	32,000.00
Senegal	N/A Individual Consultant	Internat Indiv Consultant	45,000.00
Serbia	Helsinki Committee for Human Rights Serb	Consulting Companies	30,720.00
Serbia	MIROSS	Conference organizing Svc	50,719.57
Serbia	TNS Medium Gallup	Consulting Companies	37,701.65
Sierra Leone	BINTUMANI HOTEL	Conference organizing Svc	35,387.23
Sierra Leone	UNHCR	LJ Leased Building	33,142.53
South Africa	INDENGE BALI ETSANGWA ALEXIS	LJ Leased Building	234,000.00
South Africa	WORLD FOOD PROGRAMME	Premises Services	30,000.00
Spain	FUNDACIO CIREM	Consulting Companies	35,388.60
Spain	IDEABORN SL	Consulting Companies	35,860.00
Spain	N/A Individual Consultant	Internat Indiv Consultant	38,700.00
Sudan	SAHARA RESORT HOTEL	Conference organizing Svc	37,606.27
Swaziland	UNDP Swaziland	Consulting Companies	96,000.00
Switzerland	N/A Individual Consultant	Internat Indiv Consultant	35,350.00

UNWOMEN continued



## Major contracts for services and works by UN organization

AGENCY			Contract Value
Location of Supplier	Name of Contractor	Description of Services	USD
Switzerland	N/A Individual Consultant	Local Consultants-Support	77,266.88
Switzerland	S & H SARL	Consulting Companies	52,812.50
Thailand	ASIA PACIFIC FORUM ON WOMEN, LAW AND	Conference organizing Svc	82,999.00
Thailand	Asian Forum of Parliamentarians on	Conference organizing Svc	43,120.00
Thailand	N/A Individual Consultant	Service Contract - Individu	109,991.00
Thailand	N/A Individual Consultant	Service Contract - Individu	61,347.05
Thailand	N/A Individual Consultant	Service Contract - Individu	45,232.70
Thailand	N/A Individual Consultant	Service Contract - Individu	45,216.29
Thailand	N/A Individual Consultant	Service Contract - Individu	44,698.59
Thailand	N/A Individual Consultant	Service Contract - Individu	43,365.72
Thailand	N/A Individual Consultant	Service Contract - Individu	39,321.51
Thailand	N/A Individual Consultant	Service Contract - Individu	39,273.52
Thailand	N/A Individual Consultant	Service Contract - Individu	35,263.14
Thailand	N/A Individual Consultant	Service Contract - Individu	30,909.58
Trinidad and Tobago	N/A Individual Consultant	Service Contract - Individu	40,629.75
Tunisia	COXSWAIN SOCIAL INVESTMENT PLUS	Consulting Companies	118,030.00
Turkey	N/A Individual Consultant	Service Contract - Individu	40,449.25
Uganda	RAISING VOICES	Agreements - Other Institut	233,100.00
United Arab Emirates	N/A Individual Consultant	Internat Indiv Consultant	43,300.00
United Kingdom	CHILDREN'S LEGAL CENTRE LTD	Consulting Companies	85,834.00
United Kingdom	CHILDREN'S LEGAL CENTRE LTD	Consulting Companies	61,159.00
United Kingdom	INTERNATIONAL ORGANISATION DEVELOP. LTD	Consulting Companies	295,877.40
United Kingdom	N/A Individual Consultant	Internat Indiv Consultant	81,236.25
United Kingdom	N/A Individual Consultant	Internat Indiv Consultant	42,655.00
United Kingdom	N/A Individual Consultant	Internat Indiv Consultant	37,000.00
United Kingdom	N/A Individual Consultant	Internat Indiv Consultant	31,950.00
United Kingdom	N/A Individual Consultant	Internat Indiv Consultant	31,798.00
United Kingdom	N/A Individual Consultant	Internat Indiv Consultant	31,200.00
United Kingdom	N/A Individual Consultant	Local Consultants-Support	33,930.00
United Kingdom	N/A Individual Consultant	Local Consultants-Support	31,500.00
United Kingdom	OVERSEAS DEVELOPMENT INSTITUTE	Consulting Companies	149,749.60
United Kingdom	SOCIAL DEVELOPMENT DIRECT	Consulting Companies	159,650.00
United States of America	22ND CENTURY TECHNOLOGIES, INC	Computer Services	56,390.00
United States of America	ACC CONSTRUCTION CORPORATION	Premises Services	99,125.13
United States of America	AT&T MOBILITY	Mobile Telephone Charges	162,500.00
United States of America	AT&T MOBILITY	Mobile Telephone Charges	35,292.77
United States of America	CHILDREN'S LEGAL CENTRE LTD	Consulting Companies	171,668.00
United States of America	CHILDREN'S LEGAL CENTRE LTD	Consulting Companies	122,318.00
United States of America	COMMERCIAL FURNITURE INTERIORS, INC	Premises Services	41,331.17
United States of America	Community System Foundation	Consulting Companies	54,345.00
United States of America	Community System Foundation	Consulting Companies	40,976.00
United States of America	CONSOLIDATED GRAPHICS, INC.	Printing and Publications	73,000.00
United States of America	DALBERG CONSULTING US LLC	Consulting Companies	249,450.00
United States of America	DALBERG CONSULTING US LLC	Consulting Companies	30,000.00
United States of America	DALBERG CONSULTING US LLC	Consulting Companies	30,000.00
United States of America	DAMMSAVAGE STUDIO	Audio Visual Productions	30,000.00
United States of America	EMPIRE OFFICE, INC	Premises Services	41,331.17
United States of America	JBS INTERNATIONAL, Inc.	Consulting Companies	52,621.00
United States of America	LH TARRYTOWN OPERATION, LLC CREDIT CARD	Conference organizing Svc	82,749.98
United States of America	MASKAR DESIGN INC.	Audio Visual Productions	30,000.00
United States of America	MELANIE DOHERTY DESIGN	Printing and Publications	33,730.00
United States of America	MONTROY ANDERSEN DEMARCO	Consulting Companies	36,176.55
United States of America	N/A Individual Consultant	Internat Indiv Consultant	66,000.00
United States of America	N/A Individual Consultant	Internat Indiv Consultant	48,000.00
United States of America	N/A Individual Consultant	Internat Indiv Consultant	35,750.00
United States of America	N/A Individual Consultant	Internat Indiv Consultant	30,000.00
United States of America	N/A Individual Consultant	Local Consultants-Support	110,653.18
United States of America	N/A Individual Consultant	Local Consultants-Support	77,700.00
United States of America	N/A Individual Consultant	Local Consultants-Support	71,412.50
United States of America	N/A Individual Consultant	Local Consultants-Support	68,250.00
United States of America	N/A Individual Consultant	Local Consultants-Support	65,250.00
United States of America	N/A Individual Consultant	Local Consultants-Support	60,875.00
United States of America	N/A Individual Consultant	Local Consultants-Support	60,812.00
United States of America	N/A Individual Consultant	Local Consultants-Support	59,600.00
United States of America	N/A Individual Consultant	Local Consultants-Support	50,242.50
United States of America	N/A Individual Consultant	Local Consultants-Support	48,000.00
United States of America	N/A Individual Consultant	Local Consultants-Support	46,653.75
United States of America	N/A Individual Consultant	Local Consultants-Support	46,562.50
United States of America	N/A Individual Consultant	Local Consultants-Support	46,475.00
United States of America	N/A Individual Consultant	Local Consultants-Support	45,675.00
United States of America	N/A Individual Consultant	Local Consultants-Support	45,675.00
United States of America	N/A Individual Consultant	Local Consultants-Support	44,859.38
United States of America	N/A Individual Consultant	Local Consultants-Support	44,370.00
United States of America	N/A Individual Consultant	Local Consultants-Support	43,065.00
United States of America	N/A Individual Consultant	Local Consultants-Support	43,000.00
United States of America	N/A Individual Consultant	Local Consultants-Support	42,412.50
United States of America	N/A Individual Consultant	Local Consultants-Support	42,000.00
United States of America	N/A Individual Consultant	Local Consultants-Support	41,868.75
United States of America	N/A Individual Consultant	Local Consultants-Support	41,868.75
United States of America	N/A Individual Consultant	Local Consultants-Support	41,107.50
United States of America	N/A Individual Consultant	Local Consultants-Support	40,716.00
United States of America	N/A Individual Consultant	Local Consultants-Support	39,204.35
United States of America	N/A Individual Consultant	Local Consultants-Support	38,171.25
United States of America	N/A Individual Consultant	Local Consultants-Support	38,000.00
United States of America	N/A Individual Consultant	Local Consultants-Support	37,425.00
United States of America	N/A Individual Consultant	Local Consultants-Support	36,270.00
United States of America	N/A Individual Consultant	Local Consultants-Support	36,173.48
United States of America	N/A Individual Consultant	Local Consultants-Support	35,647.50
United States of America	N/A Individual Consultant	Local Consultants-Support	35,125.75
United States of America	N/A Individual Consultant	Local Consultants-Support	35,000.00
United States of America	N/A Individual Consultant	Local Consultants-Support	34,800.00
United States of America	N/A Individual Consultant	Local Consultants-Support	34,650.00
United States of America	N/A Individual Consultant	Local Consultants-Support	34,582.50
United States of America	N/A Individual Consultant	Local Consultants-Support	34,500.00
United States of America	N/A Individual Consultant	Local Consultants-Support	31,842.50
United States of America	N/A Individual Consultant	Local Consultants-Support	30,450.00
United States of America	N/A Individual Consultant	Local Consultants-Support	30,145.50
United States of America	N/A Individual Consultant	Local Consultants-Technical	52,862.07
United States of America	N/A Individual Consultant	Local Consultants-Technical	37,350.00
United States of America	NTT AMERICA	Consulting Companies	40,320.00
United States of America	P & D CONSULTING SERVICES, INC.	Consulting Companies	84,700.00
United States of America	P & D CONSULTING SERVICES, INC.	Consulting Companies	54,340.00
United States of America	P & D CONSULTING SERVICES, INC.	Consulting Companies	45,375.00
United States of America	P & D CONSULTING SERVICES, INC.	Consulting Companies	39,171.00
United States of America	P & D CONSULTING SERVICES, INC.	Consulting Companies	38,500.00
United States of America	P & D CONSULTING SERVICES, INC.	Consulting Companies	36,844.50
United States of America	REDGLASS PICTURES INCORPORATED	Audio Visual Productions	40,500.00
United States of America	RIGHT CONSULTING INC.	Consulting Companies	49,550.00
United States of America	ROBERT HALF INTERNATIONAL INC	Consulting Companies	68,275.02
United States of America	SECURE DNA CONSULTING, INC.	Consulting Companies	73,500.00
United States of America	SIERRA BRAVO CORPORATION	Computer Services	188,877.00
United States of America	SIERRA BRAVO CORPORATION	Telecommunication Service	151,000.00
United States of America	SITCORE USA, INC	Software Maintenance	73,500.00

UNWOMEN continued



## Major contracts for services and works by UN organization

AGENCY			Contract Value
Location of Supplier	Name of Contractor	Description of Services	USD
United States of America	SLG 220 NEWS OWNER LLC	Premises Services	3,549,005.00
United States of America	SOCIAL SCIENCE CONSULTANTS	Consulting Companies	60,350.00
United States of America	TELCO EXPERTS LLC	Telecommunication Service	68,748.79
United States of America	TRIGYN TECHNOLOGIES INC.	Consulting Companies	338,500.00
United States of America	TRIGYN TECHNOLOGIES INC.	Consulting Companies	137,722.00
United States of America	TRIGYN TECHNOLOGIES INC.	Consulting Companies	135,072.00
United States of America	TRIGYN TECHNOLOGIES INC.	Consulting Companies	73,500.00
United States of America	TRIGYN TECHNOLOGIES INC.	Consulting Companies	39,000.00
United States of America	UNITED NATIONS GENERAL FUND	Audio Visual Productions	100,000.00
United States of America	VNO RENT RECEIPT	Premises Services	1,112,034.00
United States of America	WILLIAMS USA REALTY SERVICES CO INC.	Premises Services	368,994.70
Uruguay	N/A Individual Consultant	Local Consultants-Support	54,000.00
Uzbekistan	Women's Committee of Uzbekistan	Consulting Companies	50,000.00
Yemen	N/A Individual Consultant	Internat Indiv Consultant	79,987.50
<b>WFP</b>			
Afghanistan	AHMAD SAFI TRANSPORT	IT LANDSIDE TRANSPORT - MT	72,450.37
Afghanistan	ALLAH DAD TRANSPORT - KABUL	IT LANDSIDE TRANSPORT - MT	85,128.08
Afghanistan	ALLAH DAD TRANSPORT - KABUL	IT LANDSIDE TRANSPORT - MT	34,930.81
Afghanistan	BAHADURI TRANSPORT - KANDAHAR	IT LANDSIDE TRANSPORT - MT	59,987.21
Afghanistan	BAHADURI TRANSPORT - KANDAHAR	IT LANDSIDE TRANSPORT - MT	51,138.17
Afghanistan	BAHADURI TRANSPORT - KANDAHAR	IT LANDSIDE TRANSPORT - MT	47,640.59
Afghanistan	BAHADURI TRANSPORT - KANDAHAR	IT LANDSIDE TRANSPORT - MT	44,262.53
Afghanistan	BAHADURI TRANSPORT - KANDAHAR	IT LANDSIDE TRANSPORT - MT	41,451.81
Afghanistan	BAHADURI TRANSPORT - KANDAHAR	IT LANDSIDE TRANSPORT - MT	39,444.17
Afghanistan	BAHADURI TRANSPORT - KANDAHAR	IT LANDSIDE TRANSPORT - MT	38,634.16
Afghanistan	BAHADURI TRANSPORT - KANDAHAR	IT LANDSIDE TRANSPORT - MT	37,837.55
Afghanistan	BAHADURI TRANSPORT - KANDAHAR	IT LANDSIDE TRANSPORT - MT	35,482.30
Afghanistan	BAHADURI TRANSPORT - KANDAHAR	IT LANDSIDE TRANSPORT - MT	34,450.04
Afghanistan	BAHADURI TRANSPORT - KANDAHAR	IT LANDSIDE TRANSPORT - MT	33,039.50
Afghanistan	BAHADURI TRANSPORT - KANDAHAR	IT LANDSIDE TRANSPORT - MT	33,011.73
Afghanistan	BAHADURI TRANSPORT - KANDAHAR	IT LANDSIDE TRANSPORT - MT	33,010.85
Afghanistan	Big International Transport Ltd	IT LANDSIDE TRANSPORT - MT	506,767.75
Afghanistan	Big International Transport Ltd	IT LANDSIDE TRANSPORT - MT	138,266.63
Afghanistan	Big International Transport Ltd	IT SHIP WAREHOUSE RENTAL - MT	39,233.58
Afghanistan	Chahryar Transitional co	IT LANDSIDE TRANSPORT - MT	32,449.97
Afghanistan	Ethadia Barbari Haji M. Jalmash Tr	IT LANDSIDE TRANSPORT - MT	34,130.64
Afghanistan	Etefaq Balkh Loading and Transport	IT LANDSIDE TRANSPORT - MT	30,764.55
Afghanistan	ETEFAQ BAMYAN INTERNATIONAL TRANS. CO	IT LANDSIDE TRANSPORT - MT	60,813.02
Afghanistan	ETEFAQ BAMYAN INTERNATIONAL TRANS. CO	IT LANDSIDE TRANSPORT - MT	51,820.04
Afghanistan	FAIZABAD LABOURS ASSOCIATION	IT EDP STORAGE - MT	30,523.11
Afghanistan	FARKHAR TRANSPORT	IT LANDSIDE TRANSPORT - MT	45,544.70
Afghanistan	GHARIB ABAD TRANSPORT	IT LANDSIDE TRANSPORT - MT	169,769.76
Afghanistan	GHARIB ABAD TRANSPORT	IT LANDSIDE TRANSPORT - MT	149,920.59
Afghanistan	GHARIB ABAD TRANSPORT	IT LANDSIDE TRANSPORT - MT	125,106.58
Afghanistan	GHARIB ABAD TRANSPORT	IT LANDSIDE TRANSPORT - MT	99,412.75
Afghanistan	GHARIB ABAD TRANSPORT	IT LANDSIDE TRANSPORT - MT	85,366.27
Afghanistan	GHARIB ABAD TRANSPORT	IT LANDSIDE TRANSPORT - MT	81,544.62
Afghanistan	GHARIB ABAD TRANSPORT	IT LANDSIDE TRANSPORT - MT	62,917.13
Afghanistan	GHARIB ABAD TRANSPORT	IT LANDSIDE TRANSPORT - MT	59,778.90
Afghanistan	GHARIB ABAD TRANSPORT	IT LANDSIDE TRANSPORT - MT	51,723.67
Afghanistan	GHARIB ABAD TRANSPORT	IT LANDSIDE TRANSPORT - MT	45,889.53
Afghanistan	GHARIB ABAD TRANSPORT	IT LANDSIDE TRANSPORT - MT	44,143.29
Afghanistan	GHARIB ABAD TRANSPORT	IT LANDSIDE TRANSPORT - MT	40,063.89
Afghanistan	GHARIB ABAD TRANSPORT	IT LANDSIDE TRANSPORT - MT	38,491.54
Afghanistan	GHARIB ABAD TRANSPORT	IT LANDSIDE TRANSPORT - MT	38,416.60
Afghanistan	GHARIB ABAD TRANSPORT	IT LANDSIDE TRANSPORT - MT	35,407.54
Afghanistan	GHARIB ABAD TRANSPORT COMPANY	IT LANDSIDE TRANSPORT - MT	48,373.93
Afghanistan	GHORMACH TRANSPORT CO.	IT LANDSIDE TRANSPORT - MT	46,367.42
Afghanistan	GHORMACH TRANSPORT CO.	IT LANDSIDE TRANSPORT - MT	34,354.34
Afghanistan	GHORMACH TRANSPORT CO.	IT LANDSIDE TRANSPORT - MT	30,708.24
Afghanistan	Halim Sadat Transport Limited	IT LANDSIDE TRANSPORT - MT	55,029.33
Afghanistan	Halim Sadat Transport Limited	IT LANDSIDE TRANSPORT - MT	51,297.34
Afghanistan	Halim Sadat Transport Limited	IT LANDSIDE TRANSPORT - MT	43,589.20
Afghanistan	Halim Sadat Transport Limited	IT LANDSIDE TRANSPORT - MT	41,630.65
Afghanistan	Halim Sadat Transport Limited	IT LANDSIDE TRANSPORT - MT	35,541.36
Afghanistan	Halim Sadat Transport Limited	IT LANDSIDE TRANSPORT - MT	30,078.03
Afghanistan	HAMZA UNION TRUCK TRANSPORT	IT LANDSIDE TRANSPORT - MT	86,917.86
Afghanistan	HAMZA UNION TRUCK TRANSPORT	IT LANDSIDE TRANSPORT - MT	59,236.46
Afghanistan	HEAD OF DAILY LABORS - KBL WH	IT EDP STORAGE - MT	48,151.75
Afghanistan	HEAD OF DAILY LABORS - KBL WH	IT EDP STORAGE - MT	30,303.03
Afghanistan	Jahan Paima Inter Transportation CO	IT LANDSIDE TRANSPORT - MT	53,110.18
Afghanistan	Jahan Paima Inter Transportation CO	IT LANDSIDE TRANSPORT - MT	35,242.82
Afghanistan	KAKOZAI INTERNATIONAL GOODS AND TRA	IT LANDSIDE TRANSPORT - MT	36,339.53
Afghanistan	KHOSHAL AFGHAN TRNSPORT	IT LANDSIDE TRANSPORT - MT	85,143.02
Afghanistan	KHUWAJA ABUL WALID TRANSPORTATION C	IT LANDSIDE TRANSPORT - MT	39,375.27
Afghanistan	KHUWAJA ABUL WALID TRANSPORTATION C	IT LANDSIDE TRANSPORT - MT	32,944.78
Afghanistan	Nasserri Transport Company	IT LANDSIDE TRANSPORT - MT	164,250.10
Afghanistan	Nasserri Transport Company	IT LANDSIDE TRANSPORT - MT	42,113.91
Afghanistan	Nasserri Transport Company	IT LANDSIDE TRANSPORT - MT	39,122.27
Afghanistan	Nawe Bamyan Transport	IT LANDSIDE TRANSPORT - MT	60,576.68
Afghanistan	Nawe Bamyan Transport	IT LANDSIDE TRANSPORT - MT	34,986.26
Afghanistan	NAWE QADRI TRANSPORT	IT LANDSIDE TRANSPORT - MT	37,700.25
Afghanistan	Noor Sadat International Transport	IT LANDSIDE TRANSPORT - MT	66,766.33
Afghanistan	Noor Sadat International Transport	IT LANDSIDE TRANSPORT - MT	60,526.82
Afghanistan	Noor Sadat International Transport	IT LANDSIDE TRANSPORT - MT	55,034.20
Afghanistan	Noor Sadat International Transport	IT LANDSIDE TRANSPORT - MT	54,204.17
Afghanistan	Noor Sadat International Transport	IT LANDSIDE TRANSPORT - MT	38,632.85
Afghanistan	Noor Sadat International Transport	IT LANDSIDE TRANSPORT - MT	36,419.66
Afghanistan	Noor Sadat International Transport	IT LANDSIDE TRANSPORT - MT	35,605.68
Afghanistan	Noor Sadat International Transport	IT LANDSIDE TRANSPORT - MT	30,935.00
Afghanistan	ORIAKHIL ETEMAD INT TRANSIT AND FOR	IT LANDSIDE TRANSPORT - MT	35,671.75
Afghanistan	ROOJ TRANSIT AND FORWARDING LTD	IT LANDSIDE TRANSPORT - MT	111,139.07
Afghanistan	ROOJ TRANSIT AND FORWARDING LTD	IT LANDSIDE TRANSPORT - MT	71,709.42
Afghanistan	ROOJ TRANSIT AND FORWARDING LTD	IT LANDSIDE TRANSPORT - MT	54,652.63
Afghanistan	ROOJ TRANSIT AND FORWARDING LTD	IT LANDSIDE TRANSPORT - MT	33,759.86
Afghanistan	Tameem Sahib Transport	IT LANDSIDE TRANSPORT - MT	31,345.93
Algeria	AGEFAL - SPA	IT LANDSIDE TRANSPORT - MT	50,870.23
Algeria	ALGERIAN RED CRESCENT	IT LANDSIDE TRANSPORT - MT	107,021.73
Algeria	ALGERIAN RED CRESCENT	IT LANDSIDE TRANSPORT - MT	87,141.53
Algeria	ALGERIAN RED CRESCENT	IT LANDSIDE TRANSPORT - MT	85,106.21
Algeria	ALGERIAN RED CRESCENT	IT LANDSIDE TRANSPORT - MT	52,935.48
Algeria	ALGERIAN RED CRESCENT	IT LANDSIDE TRANSPORT - MT	47,359.48
Algeria	ALGERIAN RED CRESCENT	IT LANDSIDE TRANSPORT - MT	46,633.54
Algeria	ALGERIAN RED CRESCENT	IT LANDSIDE TRANSPORT - MT	46,175.26
Algeria	ALGERIAN RED CRESCENT	IT LANDSIDE TRANSPORT - MT	43,807.29
Algeria	ALGERIAN RED CRESCENT	IT LANDSIDE TRANSPORT - MT	39,634.63
Algeria	ALGERIAN RED CRESCENT	IT LANDSIDE TRANSPORT - MT	39,630.95
Algeria	ALGERIAN RED CRESCENT	IT LANDSIDE TRANSPORT - MT	31,434.22
Algeria	ALGERIAN RED CRESCENT	IT LANDSIDE TRANSPORT - MT	30,026.23
Algeria	SARL TMT	IT LANDSIDE TRANSPORT - MT	110,530.54
Algeria	SARL TMT	IT LANDSIDE TRANSPORT - MT	62,574.85
Bangladesh	Director General of Food	IT EDP STORAGE - MT	31,592.39
Bangladesh	MINISTRY OF FOOD & DISAS.MANAGEMENT	IT LANDSIDE TRANSPORT - MT	364,606.41

WFP continued



## Major contracts for services and works by UN organization

AGENCY	Location of Supplier	Name of Contractor	Description of Services	Contract Value USD
	Bulgaria	HELI AIR SERVICES	AV AIRCRAFT CONTRACT/CHARTER - MT	180,600.00
	Bulgaria	HELI AIR SERVICES	AV AIRCRAFT CONTRACT/CHARTER - MT	180,600.00
	Bulgaria	HELI AIR SERVICES	AV AIRCRAFT CONTRACT/CHARTER - MT	180,600.00
	Bulgaria	HELI AIR SERVICES	AV AIRCRAFT CONTRACT/CHARTER - MT	180,600.00
	Bulgaria	HELI AIR SERVICES	AV AIRCRAFT CONTRACT/CHARTER - MT	180,600.00
	Bulgaria	HELI AIR SERVICES	AV AIRCRAFT CONTRACT/CHARTER - MT	180,600.00
	Bulgaria	HELI AIR SERVICES	AV AIRCRAFT CONTRACT/CHARTER - MT	180,600.00
	Burkina Faso	ATM/C Dori	IT LANDSIDE TRANSPORT - MT	88,157.28
	Burkina Faso	ATM/C Dori	IT LANDSIDE TRANSPORT - MT	47,886.90
	Burkina Faso	Bathily Seydina Oumar	IT LANDSIDE TRANSPORT - MT	34,627.68
	Burkina Faso	CCIA-BF	IT EDP STORAGE - MT	67,193.48
	Burkina Faso	DAMCO BURKINA FASO SA	IT LANDSIDE TRANSPORT - MT	202,869.63
	Burkina Faso	ECOMOU	IT LANDSIDE TRANSPORT - MT	90,271.09
	Burkina Faso	ECOSAF -ENTREPRISE DE CONSTRUCTION	IT LANDSIDE TRANSPORT - MT	168,084.55
	Burkina Faso	ENTREPRISE BENEWENDE	IT LANDSIDE TRANSPORT - MT	30,592.30
	Burkina Faso	MAIGA HAMIDOU MOUSSA	IT LANDSIDE TRANSPORT - MT	55,069.55
	Burkina Faso	MAIGA HAMIDOU MOUSSA	IT LANDSIDE TRANSPORT - MT	50,422.14
	Burkina Faso	Meunerie et Emballage de Legumes Se	BLENDING - MT	87,767.47
	Burkina Faso	Meunerie et Emballage de Legumes Se	BLENDING - MT	68,044.91
	Burkina Faso	NAVITRANS BURKINA	IT LANDSIDE TRANSPORT - MT	48,448.60
	Burkina Faso	Quattara Baba Malick	IT LANDSIDE TRANSPORT - MT	55,042.42
	Burkina Faso	Quattara Baba Malick	IT LANDSIDE TRANSPORT - MT	44,581.12
	Burkina Faso	QUEDRAOGO ABDOLAYE	IT LANDSIDE TRANSPORT - MT	77,913.78
	Burkina Faso	QUEDRAOGO ABDOLAYE	IT LANDSIDE TRANSPORT - MT	52,852.75
	Burkina Faso	SOCIETE QUANOGO ET FRERES / QUANOGO	IT LANDSIDE TRANSPORT - MT	62,464.75
	Burkina Faso	SOTRACOF	IT EDP STORAGE - MT	104,026.39
	Burkina Faso	SP/PAM ( Activite de base PAM-BKF)	IT EDP STORAGE - MT	41,105.56
	Burkina Faso	SP/PAM ( Activite de base PAM-BKF)	IT EDP STORAGE - MT	30,065.61
	Burkina Faso	SP/PAM ( Activite de base PAM-BKF)	IT LANDSIDE TRANSPORT - MT	74,677.48
	Burkina Faso	YADGO ALEXANDRE	IT LANDSIDE TRANSPORT - MT	30,991.37
	Burundi	GARAGE CITY MOTORS	IT LANDSIDE TRANSPORT - MT	252,000.00
	Burundi	GARAGE CITY MOTORS	IT LANDSIDE TRANSPORT - MT	157,248.00
	Burundi	GARAGE CITY MOTORS	IT LANDSIDE TRANSPORT - MT	101,010.10
	Burundi	GARAGE CITY MOTORS	IT LANDSIDE TRANSPORT - MT	77,490.78
	Burundi	GARAGE CITY MOTORS	IT LANDSIDE TRANSPORT - MT	35,893.75
	Burundi	GARAGE CITY MOTORS	IT LANDSIDE TRANSPORT - MT	33,210.33
	Burundi	Global Consulting Group s.a	IT TSHIP WAREHOUSE RENTAL - MT	49,218.75
	Burundi	Global Consulting Group s.a	IT TSHIP WAREHOUSE RENTAL - MT	49,218.75
	Burundi	HASSAN JUMA	IT TSHIP WAREHOUSE RENTAL - MT	47,652.92
	Burundi	SOTREXCO International Burundi	IT TSHIP WAREHOUSE RENTAL - MT	67,567.57
	Cambodia	KHMER FOOD CO LTD.	IT EDP STORAGE - MT	73,297.58
	Cambodia	L H A IMPORT EXPORT AND TRANSPORTAT	IT LANDSIDE TRANSPORT - MT	120,057.55
	Cambodia	MPA International Ltd.,	IT OTHER - MT	32,373.00
	Cambodia	RTC COMPANY LTD.	IT LANDSIDE TRANSPORT - MT	38,847.16
	Cambodia	SMK CO LTD	IT LANDSIDE TRANSPORT - MT	252,280.97
	Cambodia	SMK CO LTD	IT LANDSIDE TRANSPORT - MT	104,903.37
	Cambodia	Y & N TRANSPORT CO, LTD	IT LANDSIDE TRANSPORT - MT	333,058.13
	Cambodia	Y & N TRANSPORT CO, LTD	IT LANDSIDE TRANSPORT - MT	159,972.07
	Cambodia	Y & N TRANSPORT CO, LTD	IT LANDSIDE TRANSPORT - MT	96,526.61
	Cameroon	BOLLORE AFRICA LOGISTICS	IT LANDSIDE TRANSPORT - MT	808,240.71
	Cameroon	BOLLORE AFRICA LOGISTICS	IT LANDSIDE TRANSPORT - MT	589,065.67
	Cameroon	BOLLORE AFRICA LOGISTICS	IT LANDSIDE TRANSPORT - MT	232,593.28
	Cameroon	BOLLORE AFRICA LOGISTICS	IT LANDSIDE TRANSPORT - MT	229,795.02
	Cameroon	BOLLORE AFRICA LOGISTICS	IT LANDSIDE TRANSPORT - MT	199,083.44
	Cameroon	BOLLORE AFRICA LOGISTICS	IT LANDSIDE TRANSPORT - MT	149,508.39
	Cameroon	BOLLORE AFRICA LOGISTICS	IT LANDSIDE TRANSPORT - MT	143,259.40
	Cameroon	BOLLORE AFRICA LOGISTICS	IT LANDSIDE TRANSPORT - MT	84,129.44
	Cameroon	BOLLORE AFRICA LOGISTICS	IT LANDSIDE TRANSPORT - MT	80,202.08
	Cameroon	BOLLORE AFRICA LOGISTICS	IT LANDSIDE TRANSPORT - MT	66,453.09
	Cameroon	BOLLORE AFRICA LOGISTICS	IT LANDSIDE TRANSPORT - MT	49,890.38
	Cameroon	BOLLORE AFRICA LOGISTICS	IT LANDSIDE TRANSPORT - MT	47,533.80
	Cameroon	BOLLORE AFRICA LOGISTICS	IT LANDSIDE TRANSPORT - MT	45,512.07
	Cameroon	BOLLORE AFRICA LOGISTICS	IT LANDSIDE TRANSPORT - MT	42,946.93
	Cameroon	BOLLORE AFRICA LOGISTICS	OV LANDSIDE TRANSPORT - MT	2,574,993.53
	Cameroon	BOLLORE AFRICA LOGISTICS	OV LANDSIDE TRANSPORT - MT	2,171,669.53
	Cameroon	BOLLORE AFRICA LOGISTICS	OV LANDSIDE TRANSPORT - MT	1,853,913.28
	Cameroon	BOLLORE AFRICA LOGISTICS	OV LANDSIDE TRANSPORT - MT	1,474,779.78
	Cameroon	BOLLORE AFRICA LOGISTICS	OV LANDSIDE TRANSPORT - MT	885,878.21
	Cameroon	BOLLORE AFRICA LOGISTICS	OV LANDSIDE TRANSPORT - MT	696,174.93
	Cameroon	BOLLORE AFRICA LOGISTICS	OV LANDSIDE TRANSPORT - MT	585,983.65
	Cameroon	BOLLORE AFRICA LOGISTICS	OV LANDSIDE TRANSPORT - MT	566,462.33
	Cameroon	BOLLORE AFRICA LOGISTICS	OV LANDSIDE TRANSPORT - MT	529,511.15
	Cameroon	BOLLORE AFRICA LOGISTICS	OV LANDSIDE TRANSPORT - MT	431,110.99
	Cameroon	BOLLORE AFRICA LOGISTICS	OV LANDSIDE TRANSPORT - MT	393,589.32
	Cameroon	BOLLORE AFRICA LOGISTICS	OV LANDSIDE TRANSPORT - MT	353,849.68
	Cameroon	BOLLORE AFRICA LOGISTICS	OV LANDSIDE TRANSPORT - MT	328,630.76
	Cameroon	BOLLORE AFRICA LOGISTICS	OV LANDSIDE TRANSPORT - MT	328,001.19
	Cameroon	BOLLORE AFRICA LOGISTICS	OV LANDSIDE TRANSPORT - MT	301,375.49
	Cameroon	BOLLORE AFRICA LOGISTICS	OV LANDSIDE TRANSPORT - MT	295,368.66
	Cameroon	BOLLORE AFRICA LOGISTICS	OV LANDSIDE TRANSPORT - MT	284,474.41
	Cameroon	BOLLORE AFRICA LOGISTICS	OV LANDSIDE TRANSPORT - MT	283,072.47
	Cameroon	BOLLORE AFRICA LOGISTICS	OV LANDSIDE TRANSPORT - MT	273,966.09
	Cameroon	BOLLORE AFRICA LOGISTICS	OV LANDSIDE TRANSPORT - MT	264,222.77
	Cameroon	BOLLORE AFRICA LOGISTICS	OV LANDSIDE TRANSPORT - MT	255,116.26
	Cameroon	BOLLORE AFRICA LOGISTICS	OV LANDSIDE TRANSPORT - MT	247,134.98
	Cameroon	BOLLORE AFRICA LOGISTICS	OV LANDSIDE TRANSPORT - MT	241,147.27
	Cameroon	BOLLORE AFRICA LOGISTICS	OV LANDSIDE TRANSPORT - MT	238,512.47
	Cameroon	BOLLORE AFRICA LOGISTICS	OV LANDSIDE TRANSPORT - MT	233,832.00
	Cameroon	BOLLORE AFRICA LOGISTICS	OV LANDSIDE TRANSPORT - MT	227,707.36
	Cameroon	BOLLORE AFRICA LOGISTICS	OV LANDSIDE TRANSPORT - MT	210,146.66
	Cameroon	BOLLORE AFRICA LOGISTICS	OV LANDSIDE TRANSPORT - MT	200,466.22
	Cameroon	BOLLORE AFRICA LOGISTICS	OV LANDSIDE TRANSPORT - MT	200,216.85
	Cameroon	BOLLORE AFRICA LOGISTICS	OV LANDSIDE TRANSPORT - MT	198,603.64
	Cameroon	BOLLORE AFRICA LOGISTICS	OV LANDSIDE TRANSPORT - MT	191,134.37
	Cameroon	BOLLORE AFRICA LOGISTICS	OV LANDSIDE TRANSPORT - MT	187,252.44
	Cameroon	BOLLORE AFRICA LOGISTICS	OV LANDSIDE TRANSPORT - MT	186,421.61
	Cameroon	BOLLORE AFRICA LOGISTICS	OV LANDSIDE TRANSPORT - MT	183,192.23
	Cameroon	BOLLORE AFRICA LOGISTICS	OV LANDSIDE TRANSPORT - MT	175,853.46
	Cameroon	BOLLORE AFRICA LOGISTICS	OV LANDSIDE TRANSPORT - MT	173,848.96
	Cameroon	BOLLORE AFRICA LOGISTICS	OV LANDSIDE TRANSPORT - MT	173,837.56
	Cameroon	BOLLORE AFRICA LOGISTICS	OV LANDSIDE TRANSPORT - MT	169,994.25
	Cameroon	BOLLORE AFRICA LOGISTICS	OV LANDSIDE TRANSPORT - MT	167,856.49
	Cameroon	BOLLORE AFRICA LOGISTICS	OV LANDSIDE TRANSPORT - MT	167,530.00
	Cameroon	BOLLORE AFRICA LOGISTICS	OV LANDSIDE TRANSPORT - MT	164,987.76
	Cameroon	BOLLORE AFRICA LOGISTICS	OV LANDSIDE TRANSPORT - MT	164,944.65
	Cameroon	BOLLORE AFRICA LOGISTICS	OV LANDSIDE TRANSPORT - MT	161,939.61
	Cameroon	BOLLORE AFRICA LOGISTICS	OV LANDSIDE TRANSPORT - MT	160,805.06
	Cameroon	BOLLORE AFRICA LOGISTICS	OV LANDSIDE TRANSPORT - MT	158,298.21
	Cameroon	BOLLORE AFRICA LOGISTICS	OV LANDSIDE TRANSPORT - MT	158,254.63
	Cameroon	BOLLORE AFRICA LOGISTICS	OV LANDSIDE TRANSPORT - MT	153,564.81
	Cameroon	BOLLORE AFRICA LOGISTICS	OV LANDSIDE TRANSPORT - MT	149,296.01
	Cameroon	BOLLORE AFRICA LOGISTICS	OV LANDSIDE TRANSPORT - MT	148,942.87

WFP continued





## Major contracts for services and works by UN organization

AGENCY			Contract Value
Location of Supplier	Name of Contractor	Description of Services	USD
Canada	SUMMIT AIR CHARTERS LP	AV AIRCRAFT CONTRACT/CHARTER - MT	119,760.00
Canada	SUMMIT AIR CHARTERS LP	AV AIRCRAFT CONTRACT/CHARTER - MT	119,760.00
Canada	SUMMIT AIR CHARTERS LP	AV AIRCRAFT CONTRACT/CHARTER - MT	112,715.30
Canada	SUMMIT AIR CHARTERS LP	AV AIRCRAFT CONTRACT/CHARTER - MT	109,360.00
Canada	SUMMIT AIR CHARTERS LP	AV AIRCRAFT CONTRACT/CHARTER - MT	109,360.00
Canada	SUMMIT AIR CHARTERS LP	AV AIRCRAFT CONTRACT/CHARTER - MT	102,690.00
Canada	SUMMIT AIR CHARTERS LP	AV AIRCRAFT CONTRACT/CHARTER - MT	102,690.00
Canada	SUMMIT AIR CHARTERS LP	AV AIRCRAFT CONTRACT/CHARTER - MT	102,690.00
Canada	SUMMIT AIR CHARTERS LP	AV AIRCRAFT CONTRACT/CHARTER - MT	102,690.00
Canada	SUMMIT AIR CHARTERS LP	AV AIRCRAFT CONTRACT/CHARTER - MT	74,077.73
Canada	SUMMIT AIR CHARTERS LP	AV AIRCRAFT CONTRACT/CHARTER - MT	64,604.63
Canada	SUMMIT AIR CHARTERS LP	AV AIRCRAFT CONTRACT/CHARTER - MT	50,556.00
Canada	SUMMIT AIR CHARTERS LP	AV AIRCRAFT CONTRACT/CHARTER - MT	40,000.00
Canada	TRADEWINDS SHIPPING, INC.	OC FREIGHT - MT	1,343,250.00
Canada	TRADEWINDS SHIPPING, INC.	OC FREIGHT - MT	531,245.70
Canada	VOYAGEUR AIRWAYS LIMITED	AV AIRCRAFT CONTRACT/CHARTER - MT	271,920.00
Canada	VOYAGEUR AIRWAYS LIMITED	AV AIRCRAFT CONTRACT/CHARTER - MT	271,920.00
Canada	VOYAGEUR AIRWAYS LIMITED	AV AIRCRAFT POSITIONG/DEPOSNG - LOT	40,000.00
Chad	ABAKAR MOUSSA Chaffa	IT LANDSIDE TRANSPORT - MT	53,961.67
Chad	ABAKAR MOUSSA Chaffa	IT LANDSIDE TRANSPORT - MT	32,427.89
Chad	Ahmat Tidir	IT LANDSIDE TRANSPORT - MT	39,155.65
Chad	Ahmat Tidir	OV LANDSIDE TRANSPORT - MT	30,561.32
Chad	AL AMANA	IT LANDSIDE TRANSPORT - MT	45,962.28
Chad	Al Namia SARL	IT LANDSIDE TRANSPORT - MT	46,472.66
Chad	Al Namia SARL	IT LANDSIDE TRANSPORT - MT	37,611.95
Chad	Al Salama SARL	IT LANDSIDE TRANSPORT - MT	50,830.96
Chad	Al Salama SARL	IT LANDSIDE TRANSPORT - MT	37,902.19
Chad	Al Salama SARL	OV LANDSIDE TRANSPORT - MT	32,716.16
Chad	Al Tanmya	IT LANDSIDE TRANSPORT - MT	82,273.84
Chad	Al Tanmya	IT LANDSIDE TRANSPORT - MT	82,081.10
Chad	Al Tanmya	IT LANDSIDE TRANSPORT - MT	52,621.47
Chad	Al Tanmya	IT LANDSIDE TRANSPORT - MT	36,958.40
Chad	ATREC INGENIEURS - CONSEILS	IT EDP STORAGE - MT	31,666.57
Chad	Bureau National de Fret BNF	IT OTHER - MT	107,661.49
Chad	COPGARD	IT OTHER - MT	170,877.66
Chad	COPGARD	IT OTHER - MT	143,627.80
Chad	DJIBERA TRANSPORT ROUTIER DTR	IT LANDSIDE TRANSPORT - MT	124,026.10
Chad	DJIBERA TRANSPORT ROUTIER DTR	IT LANDSIDE TRANSPORT - MT	49,442.88
Chad	DJIBERA TRANSPORT ROUTIER DTR	IT LANDSIDE TRANSPORT - MT	44,125.03
Chad	DJIBERA TRANSPORT ROUTIER DTR	IT LANDSIDE TRANSPORT - MT	36,534.19
Chad	DJIBERA TRANSPORT ROUTIER DTR	OV LANDSIDE TRANSPORT - MT	40,952.17
Chad	EMPLOI SERVICE TCHAD	IT LANDSIDE TRANSPORT - MT	56,437.80
Chad	Etablissement Abdoulaye Choua EAC	IT OTHER - MT	108,451.35
Chad	Etablissement Abdoulaye Choua EAC	IT OTHER - MT	91,104.20
Chad	Etablissement Abdoulaye Choua EAC	IT TSHIP WAREHOUSE RENTAL - MT	83,985.00
Chad	ETS GUINASSOU	IT LANDSIDE TRANSPORT - MT	61,639.15
Chad	ETS GUINASSOU	IT LANDSIDE TRANSPORT - MT	37,345.38
Chad	ETS GUINASSOU	IT LANDSIDE TRANSPORT - MT	30,782.05
Chad	ETS KHALIL ALI MAHAMAT (EKAM)	IT LANDSIDE TRANSPORT - MT	71,323.67
Chad	ETS KHALIL ALI MAHAMAT (EKAM)	IT LANDSIDE TRANSPORT - MT	41,406.45
Chad	ETS KHALIL ALI MAHAMAT (EKAM)	IT LANDSIDE TRANSPORT - MT	37,733.06
Chad	ETS KHALIL ALI MAHAMAT (EKAM)	IT LANDSIDE TRANSPORT - MT	35,287.05
Chad	ETS KHALIL ALI MAHAMAT (EKAM)	IT LANDSIDE TRANSPORT - MT	30,283.72
Chad	ETS WADI AZOUM	IT LANDSIDE TRANSPORT - MT	77,181.04
Chad	ETS WADI AZOUM	IT LANDSIDE TRANSPORT - MT	47,475.32
Chad	ETS WADI AZOUM	IT LANDSIDE TRANSPORT - MT	40,766.87
Chad	ETS WADI AZOUM	OV LANDSIDE TRANSPORT - MT	40,748.43
Chad	GARANTIE SECURITE PRIVEE	IT OTHER - MT	185,432.43
Chad	Habibou Mahamat Seidou	IT LANDSIDE TRANSPORT - MT	40,981.41
Chad	Habibou Mahamat Seidou	IT LANDSIDE TRANSPORT - MT	33,157.48
Chad	Habibou Mahamat Seidou	IT LANDSIDE TRANSPORT - MT	30,579.69
Chad	Habibou Mahamat Seidou	OV LANDSIDE TRANSPORT - MT	49,367.87
Chad	KAIBO	IT LANDSIDE TRANSPORT - MT	60,064.04
Chad	KAIBO	IT LANDSIDE TRANSPORT - MT	49,181.15
Chad	KAIBO	IT LANDSIDE TRANSPORT - MT	31,066.78
Chad	KAIBO	OV LANDSIDE TRANSPORT - MT	36,572.58
Chad	MAHAMAT ABBA MALLOUM	IT LANDSIDE TRANSPORT - MT	75,974.16
Chad	MAHAMAT ABBA MALLOUM	IT LANDSIDE TRANSPORT - MT	60,227.26
Chad	MAHAMAT ABBA MALLOUM	IT LANDSIDE TRANSPORT - MT	57,159.03
Chad	MAHAMAT ABBA MALLOUM	IT LANDSIDE TRANSPORT - MT	44,575.18
Chad	MAHAMAT BARADINE	IT LANDSIDE TRANSPORT - MT	73,866.62
Chad	MAHAMAT BARADINE	IT LANDSIDE TRANSPORT - MT	50,088.88
Chad	MAHAMAT BARADINE	IT LANDSIDE TRANSPORT - MT	38,300.42
Chad	Moussa Souleymane Narkas	IT LANDSIDE TRANSPORT - MT	44,653.96
Chad	Moussa Souleymane Narkas	IT LANDSIDE TRANSPORT - MT	35,673.62
Chad	Moussa Souleymane Narkas	IT LANDSIDE TRANSPORT - MT	33,642.48
Chad	Moussa Souleymane Narkas	OV LANDSIDE TRANSPORT - MT	50,935.54
Chad	NATIONAL OIL TCHAD	IT LANDSIDE TRANSPORT - MT	47,972.64
Chad	Snase.sarl	IT OTHER - MT	280,148.07
Chad	Snase.sarl	IT OTHER - MT	58,825.91
Chad	Snase.sarl	IT TSHIP WAREHOUSE RENTAL - MT	59,305.41
Chad	Société CONTRAT	IT LANDSIDE TRANSPORT - MT	57,176.92
Chad	Société CONTRAT	IT LANDSIDE TRANSPORT - MT	46,365.90
Chad	Société CONTRAT	IT LANDSIDE TRANSPORT - MT	42,183.04
Chad	Société CONTRAT	IT LANDSIDE TRANSPORT - MT	34,143.20
Chad	Société CONTRAT	IT LANDSIDE TRANSPORT - MT	33,100.41
Chad	SOCOTRACO SARL	IT LANDSIDE TRANSPORT - MT	46,855.65
Chad	SOKACOGET SARL	IT LANDSIDE TRANSPORT - MT	82,014.36
Chad	SOKACOGET SARL	IT LANDSIDE TRANSPORT - MT	75,215.63
Chad	SOKACOGET SARL	IT LANDSIDE TRANSPORT - MT	63,102.77
Chad	SOKACOGET SARL	IT LANDSIDE TRANSPORT - MT	53,676.23
Chad	SOKACOGET SARL	IT LANDSIDE TRANSPORT - MT	40,852.63
Chad	SOKACOGET SARL	IT LANDSIDE TRANSPORT - MT	40,046.66
Chad	SOKACOGET SARL	IT LANDSIDE TRANSPORT - MT	32,503.20
Chad	SOTTA SA	IT EDP STORAGE - MT	64,301.61
Chad	Ste Transp.Routier Garaye	IT LANDSIDE TRANSPORT - MT	67,993.72
Chad	Ste Transp.Routier Garaye	IT LANDSIDE TRANSPORT - MT	63,689.71
Chad	Ste Transp.Routier Garaye	IT LANDSIDE TRANSPORT - MT	48,554.93
Chad	Ste Transp.Routier Garaye	IT LANDSIDE TRANSPORT - MT	45,113.55
Chad	Ste Transp.Routier Garaye	OV LANDSIDE TRANSPORT - MT	40,748.43
Chad	Ste Transp.Routier Garaye	OV LANDSIDE TRANSPORT - MT	33,928.77
Chad	TRAMES SARL	IT LANDSIDE TRANSPORT - MT	51,866.38
Chad	TRAMES SARL	IT LANDSIDE TRANSPORT - MT	37,391.75
Chad	Transport Routier Tchadien TRT SARL	IT LANDSIDE TRANSPORT - MT	52,856.62
Chad	Transport Routier Tchadien TRT SARL	IT LANDSIDE TRANSPORT - MT	48,010.10
Chad	Transport Routier Tchadien TRT SARL	IT LANDSIDE TRANSPORT - MT	44,518.25
Chad	TST - Tchelmadi Services et Transpor	IT LANDSIDE TRANSPORT - MT	40,634.39
Chad	WADI FIRA	OV LANDSIDE TRANSPORT - MT	32,185.95
Chad	WADI MOURA	IT LANDSIDE TRANSPORT - MT	44,342.13
Chad	WADI MOURA	OV LANDSIDE TRANSPORT - MT	36,669.73
Chad	Wardougou ANI	OV LANDSIDE TRANSPORT - MT	34,868.10
China	KING AND SONS A Division of Grindr	OC FREIGHT - MT	55,643.92
China	KING AND SONS A Division of Grindr	OC FREIGHT - MT	38,072.18

WFP continued



## Major contracts for services and works by UN organization

AGENCY			Contract Value
Location of Supplier	Name of Contractor	Description of Services	USD
China	KING AND SONS A Division of Grindr	OC FREIGHT - MT	34,499.87
China	KING AND SONS A Division of Grindr	OC FREIGHT - MT	32,715.75
China	KING AND SONS A Division of Grindr	OC FREIGHT - MT	32,714.87
China, Hong Kong Special Administrative Region	KING AND SONS A Division of Grindr	OC FREIGHT - MT	34,452.81
Colombia	AGROINDUSTRIAL MOLINO SONORA A.P.S.	HANDLING & STORAGE	119,653.14
Colombia	Almagrario S.A	IT EDP STORAGE - MT	102,732.24
Colombia	Almagrario S.A	IT EDP STORAGE - MT	65,043.36
Colombia	Almagrario S.A	IT PORT - STORAGE - MT	303,310.78
Colombia	Almagrario S.A	IT PORT - STORAGE - MT	110,868.78
Colombia	COLOMBIA DE TANQUES COLTANQUES LTDA	HANDLING & STORAGE	176,134.77
Colombia	COLOMBIA DE TANQUES COLTANQUES LTDA	IT LANDSIDE TRANSPORT - MT	482,426.73
Colombia	LINEAS TECNICAS DE CARGAMENTOS	AV AVIATION FUEL STORAGE/EQUIPMENT - MT	32,447.63
Colombia	LINEAS TECNICAS DE CARGAMENTOS	IT LANDSIDE TRANSPORT - MT	174,587.98
Colombia	RICARDO MANDON NAVARRO	HANDLING & STORAGE	243,655.18
Colombia	TRANSPORTES FW SAS	AV AVIATION FUEL STORAGE/EQUIPMENT - MT	75,711.14
Colombia	TRANSPORTES FW SAS	IT LANDSIDE TRANSPORT - MT	427,037.97
Congo	ETS MAHAMAT ABDELKERIM	IT LANDSIDE TRANSPORT - MT	35,236.58
Congo	ETS MAHAMAT ABDELKERIM	IT LANDSIDE TRANSPORT - MT	31,869.20
Congo	OUSMANE GUARIKEVE	IT LANDSIDE TRANSPORT - MT	38,809.20
Congo	Protection-Securite-Gardiennage	IT OTHER - MT	46,239.12
Congo	SOCIETE LA PAIX	IT LANDSIDE TRANSPORT - MT	47,513.61
Congo	SOCIETE LA PAIX	IT LANDSIDE TRANSPORT - MT	44,472.24
Congo	SOCIETE LA PAIX	IT LANDSIDE TRANSPORT - MT	32,788.40
Congo	TRANSIT MARITIME CONGOLAIS (TMC)	IT LANDSIDE TRANSPORT - MT	237,122.85
Congo	TRANSIT MARITIME CONGOLAIS (TMC)	IT LANDSIDE TRANSPORT - MT	225,150.54
Congo	TRANSIT MARITIME CONGOLAIS (TMC)	IT LANDSIDE TRANSPORT - MT	201,590.29
Congo	TRANSIT MARITIME CONGOLAIS (TMC)	IT LANDSIDE TRANSPORT - MT	151,453.67
Congo	TRANSIT MARITIME CONGOLAIS (TMC)	IT LANDSIDE TRANSPORT - MT	124,852.88
Congo	TRANSIT MARITIME CONGOLAIS (TMC)	IT LANDSIDE TRANSPORT - MT	70,115.00
Congo	TRANSIT MARITIME CONGOLAIS (TMC)	IT LANDSIDE TRANSPORT - MT	65,936.60
Congo	TRANSIT MARITIME CONGOLAIS (TMC)	IT LANDSIDE TRANSPORT - MT	40,939.58
Congo	TRANSIT MARITIME CONGOLAIS (TMC)	IT LANDSIDE TRANSPORT - MT	37,037.00
Congo	TRANSIT MARITIME CONGOLAIS (TMC)	IT LANDSIDE TRANSPORT - MT	36,845.97
Congo	TRANSIT MARITIME CONGOLAIS (TMC)	IT LANDSIDE TRANSPORT - MT	35,560.82
Congo	TRANSIT MARITIME CONGOLAIS (TMC)	IT LANDSIDE TRANSPORT - MT	34,985.00
Congo	TRANSIT MARITIME CONGOLAIS (TMC)	IT LANDSIDE TRANSPORT - MT	31,618.52
Cote d'Ivoire	BOLLORE AFRICA LOGISTICS COTE D'IVOIRE	OV LANDSIDE TRANSPORT - MT	104,735.41
Cote d'Ivoire	CI- SCHEKINA TRANSPORT	IT LANDSIDE TRANSPORT - MT	153,986.34
Cote d'Ivoire	CI- SCHEKINA TRANSPORT	IT LANDSIDE TRANSPORT - MT	89,668.06
Cote d'Ivoire	CI- SCHEKINA TRANSPORT	IT LANDSIDE TRANSPORT - MT	86,445.72
Cote d'Ivoire	CI- SCHEKINA TRANSPORT	IT LANDSIDE TRANSPORT - MT	69,339.59
Cote d'Ivoire	CI- SCHEKINA TRANSPORT	IT LANDSIDE TRANSPORT - MT	68,490.38
Cote d'Ivoire	CI- SCHEKINA TRANSPORT	IT LANDSIDE TRANSPORT - MT	60,118.26
Cote d'Ivoire	CI- SCHEKINA TRANSPORT	IT LANDSIDE TRANSPORT - MT	46,883.67
Cote d'Ivoire	CI- SCHEKINA TRANSPORT	IT LANDSIDE TRANSPORT - MT	41,117.65
Cote d'Ivoire	CI- SCHEKINA TRANSPORT	IT LANDSIDE TRANSPORT - MT	34,599.41
Cote d'Ivoire	CI- SCHEKINA TRANSPORT	IT LANDSIDE TRANSPORT - MT	32,626.01
Cote d'Ivoire	CI- SCHEKINA TRANSPORT	OV LANDSIDE TRANSPORT - MT	76,037.54
Cote d'Ivoire	CI- SCHEKINA TRANSPORT	OV LANDSIDE TRANSPORT - MT	54,189.29
Cote d'Ivoire	CI- SCHEKINA TRANSPORT	OV LANDSIDE TRANSPORT - MT	37,259.41
Cote d'Ivoire	COMMERCIAL COMPANY	SRF TRP (IN) & REL SERV. SP. LOGS - MT	61,545.63
Cote d'Ivoire	GEODIS WILSON COTE D'IVOIRE	IT LANDSIDE TRANSPORT - MT	47,974.55
Cote d'Ivoire	GEODIS WILSON COTE D'IVOIRE	IT LANDSIDE TRANSPORT - MT	42,406.70
Cote d'Ivoire	GEODIS WILSON COTE D'IVOIRE	IT PORT - STORAGE - MT	35,637.42
Cote d'Ivoire	GEODIS WILSON COTE D'IVOIRE	IT PORT - STORAGE - MT	33,657.57
Cote d'Ivoire	GROUP 4 SECURICOR	IT EDP STORAGE - MT	40,284.44
Cote d'Ivoire	Samoura Abdoulaye	IT LANDSIDE TRANSPORT - MT	32,075.66
Cote d'Ivoire	SIMAT	IT LANDSIDE TRANSPORT - MT	89,012.05
Cote d'Ivoire	SIMAT	IT LANDSIDE TRANSPORT - MT	76,773.86
Cote d'Ivoire	SIMAT	IT LANDSIDE TRANSPORT - MT	76,556.99
Cote d'Ivoire	SIMAT	IT LANDSIDE TRANSPORT - MT	58,646.28
Cote d'Ivoire	SIMAT	IT LANDSIDE TRANSPORT - MT	42,285.55
Cote d'Ivoire	SIMAT	IT LANDSIDE TRANSPORT - MT	31,512.86
Cote d'Ivoire	SIMAT	IT LANDSIDE TRANSPORT - MT	31,238.82
Cote d'Ivoire	SIMAT	IT OTHER - MT	305,897.34
Cote d'Ivoire	SIMAT	IT OTHER - MT	30,167.04
Democratic Republic of the Congo	A.D.L. TRADING S.P.R.L.	IT LANDSIDE TRANSPORT - MT	224,861.00
Democratic Republic of the Congo	A.D.L. TRADING S.P.R.L.	IT LANDSIDE TRANSPORT - MT	111,042.00
Democratic Republic of the Congo	A.D.L. TRADING S.P.R.L.	IT LANDSIDE TRANSPORT - MT	64,055.00
Democratic Republic of the Congo	A.D.L. TRADING S.P.R.L.	SRF TRP (IN) & REL SERV. SP. LOGS - MT	37,350.00
Democratic Republic of the Congo	ADEC ASBL	SRF TRP (IN) & REL SERV. SP. LOGS - MT	61,885.00
Democratic Republic of the Congo	ADEC ASBL	SRF TRP (IN) & REL SERV. SP. LOGS - MT	59,192.00
Democratic Republic of the Congo	AFRICAN AIR SERICES	AIR TRP (IN) & REL SERV. SP. LOGS - MT	77,000.00
Democratic Republic of the Congo	AFRICAN AIR SERICES	AIR TRP (IN) & REL SERV. SP. LOGS - MT	40,000.00
Democratic Republic of the Congo	AGENCE MARITIME INT. DU CONGO/Amico	IT OTHER - MT	40,600.00
Democratic Republic of the Congo	AGETRAF	IT PORT - STEVEDORING - MT	86,875.43
Democratic Republic of the Congo	AGETRAF	IT PORT - STEVEDORING - MT	69,483.86
Democratic Republic of the Congo	AGETRAF	IT PORT - STEVEDORING - MT	58,025.70
Democratic Republic of the Congo	AGETRAF	IT PORT - STEVEDORING - MT	54,394.11
Democratic Republic of the Congo	AGETRAF	IT PORT - STEVEDORING - MT	46,531.78
Democratic Republic of the Congo	AGETRAF	IT PORT - STEVEDORING - MT	43,740.49
Democratic Republic of the Congo	AGETRAF	IT PORT - STEVEDORING - MT	34,632.56
Democratic Republic of the Congo	AGETRAF	IT PORT - STORAGE - MT	53,464.32
Democratic Republic of the Congo	AGRILUC SPRL	SRF TRP (IN) & REL SERV. SP. LOGS - MT	169,001.56
Democratic Republic of the Congo	AGRILUC SPRL	SRF TRP (IN) & REL SERV. SP. LOGS - MT	88,562.21
Democratic Republic of the Congo	CITRA SPRL	IT LANDSIDE TRANSPORT - MT	237,390.00
Democratic Republic of the Congo	CITRA SPRL	IT LANDSIDE TRANSPORT - MT	110,887.50
Democratic Republic of the Congo	CITRA SPRL	IT LANDSIDE TRANSPORT - MT	65,694.50
Democratic Republic of the Congo	CITRA SPRL	IT LANDSIDE TRANSPORT - MT	43,969.54
Democratic Republic of the Congo	CITRA SPRL	SRF TRP (IN) & REL SERV. SP. LOGS - MT	81,312.00
Democratic Republic of the Congo	CONGO DIAM SPRL	IT AV AIRCRAFT CHARTER - MT	36,000.00
Democratic Republic of the Congo	CONGO DIAM SPRL	IT TSHIP WAREHOUSE RENTAL - MT	36,000.00
Democratic Republic of the Congo	ETABLISSEMENT EKIF	IT LANDSIDE TRANSPORT - MT	74,360.83
Democratic Republic of the Congo	ETABLISSEMENT DHEDDA MANDRO	IT EDP STORAGE - MT	33,668.66
Democratic Republic of the Congo	ETS ALBERT MWENDA M'SIRI	IT LANDSIDE TRANSPORT - MT	59,919.49
Democratic Republic of the Congo	ETS ALBERT MWENDA M'SIRI	IT LANDSIDE TRANSPORT - MT	55,010.90
Democratic Republic of the Congo	ETS ALBERT MWENDA M'SIRI	IT LANDSIDE TRANSPORT - MT	47,044.70
Democratic Republic of the Congo	ETS ALBERT MWENDA M'SIRI	IT LANDSIDE TRANSPORT - MT	40,770.39
Democratic Republic of the Congo	ETS ALBERT MWENDA M'SIRI	IT LANDSIDE TRANSPORT - MT	37,439.51
Democratic Republic of the Congo	ETS ALBERT MWENDA M'SIRI	IT LANDSIDE TRANSPORT - MT	32,372.96
Democratic Republic of the Congo	ETS ALBERT MWENDA M'SIRI	IT LANDSIDE TRANSPORT - MT	31,278.91
Democratic Republic of the Congo	ETS ALBERT MWENDA M'SIRI	SRF TRP (IN) & REL SERV. SP. LOGS - MT	46,355.00
Democratic Republic of the Congo	ETS ALBERT MWENDA M'SIRI	SRF TRP (IN) & REL SERV. SP. LOGS - MT	30,000.00
Democratic Republic of the Congo	ETS FAMILLE BAMPENDE F BA	IT LANDSIDE TRANSPORT - MT	70,461.74
Democratic Republic of the Congo	ETS Gracia Shop	IT LANDSIDE TRANSPORT - MT	47,772.00
Democratic Republic of the Congo	ETS Gracia Shop	IT LANDSIDE TRANSPORT - MT	32,869.00
Democratic Republic of the Congo	ETS Gracia Shop	SRF TRP (IN) & REL SERV. SP. LOGS - MT	57,200.00
Democratic Republic of the Congo	ETS Gracia Shop	SRF TRP (IN) & REL SERV. SP. LOGS - MT	30,030.00
Democratic Republic of the Congo	Ets LOFIS	IT LANDSIDE TRANSPORT - MT	30,308.11
Democratic Republic of the Congo	Ets LOFIS	SRF TRP (IN) & REL SERV. SP. LOGS - MT	163,093.00
Democratic Republic of the Congo	Ets LOFIS	SRF TRP (IN) & REL SERV. SP. LOGS - MT	63,000.00
Democratic Republic of the Congo	Ets LOFIS	SRF TRP (IN) & REL SERV. SP. LOGS - MT	47,407.00
Democratic Republic of the Congo	ETS MAISON MUSASA	SRF TRP (IN) & REL SERV. SP. LOGS - MT	30,900.00

WFP continued

## Major contracts for services and works by UN organization

AGENCY	Location of Supplier	Name of Contractor	Description of Services	Contract Value USD
Democratic Republic of the Congo		ETS MAKASI	SRF TRP (IN) & REL SERV. SP. LOGS - MT	73,828.59
Democratic Republic of the Congo		ETS MULENDA KIYANA	IT LANDSIDE TRANSPORT - MT	117,294.75
Democratic Republic of the Congo		ETS MULENDA KIYANA	IT LANDSIDE TRANSPORT - MT	73,932.83
Democratic Republic of the Congo		ETS MULENDA KIYANA	IT LANDSIDE TRANSPORT - MT	61,394.86
Democratic Republic of the Congo		ETS MULENDA KIYANA	IT LANDSIDE TRANSPORT - MT	52,428.46
Democratic Republic of the Congo		ETS MULENDA KIYANA	IT LANDSIDE TRANSPORT - MT	46,421.13
Democratic Republic of the Congo		ETS MULENDA KIYANA	IT LANDSIDE TRANSPORT - MT	32,336.15
Democratic Republic of the Congo		ETS MULENDA KIYANA	SRF TRP (IN) & REL SERV. SP. LOGS - MT	60,036.00
Democratic Republic of the Congo		ETS MULENDA KIYANA	SRF TRP (IN) & REL SERV. SP. LOGS - MT	40,000.00
Democratic Republic of the Congo		ETS NICOLAS CLAEYS ALI	SRF TRP (IN) & REL SERV. SP. LOGS - MT	43,262.64
Democratic Republic of the Congo		ETS SOSOLISO	IT LANDSIDE TRANSPORT - MT	73,231.00
Democratic Republic of the Congo		GILEMBE AIR SOUTENANCE (GISAIR)	AIR TRP (IN) & REL SERV. SP. LOGS - MT	320,808.00
Democratic Republic of the Congo		GILEMBE AIR SOUTENANCE (GISAIR)	AIR TRP (IN) & REL SERV. SP. LOGS - MT	182,092.00
Democratic Republic of the Congo		GILEMBE AIR SOUTENANCE (GISAIR)	AIR TRP (IN) & REL SERV. SP. LOGS - MT	81,248.00
Democratic Republic of the Congo		GILEMBE AIR SOUTENANCE (GISAIR)	AIR TRP (IN) & REL SERV. SP. LOGS - MT	70,157.00
Democratic Republic of the Congo		GILEMBE AIR SOUTENANCE (GISAIR)	AIR TRP (IN) & REL SERV. SP. LOGS - MT	62,400.00
Democratic Republic of the Congo		GILEMBE AIR SOUTENANCE (GISAIR)	SRF TRP (IN) & REL SERV. SP. LOGS - MT	436,629.60
Democratic Republic of the Congo		GROUPE KABOYI	IT LANDSIDE TRANSPORT - MT	33,983.00
Democratic Republic of the Congo		GROUPE MUKALAY SPRL	IT LANDSIDE TRANSPORT - MT	36,677.42
Democratic Republic of the Congo		GROUPE RUBUYA AVIATION (GR AVIATION)	IT LANDSIDE TRANSPORT - MT	37,610.00
Democratic Republic of the Congo		GROUPE RUBUYA AVIATION (GR AVIATION)	IT LANDSIDE TRANSPORT - MT	33,268.00
Democratic Republic of the Congo		GROUPE RUBUYA AVIATION (GR AVIATION)	IT LANDSIDE TRANSPORT - MT	31,289.00
Democratic Republic of the Congo		GROUPE RUBUYA AVIATION (GR AVIATION)	SRF TRP (IN) & REL SERV. SP. LOGS - MT	68,192.00
Democratic Republic of the Congo		KAFAKIS GROUP	IT EDP STORAGE - MT	49,644.17
Democratic Republic of the Congo		KAFAKIS GROUP	IT EDP STORAGE - MT	32,607.40
Democratic Republic of the Congo		KATANGA BUILDING	IT LANDSIDE TRANSPORT - MT	168,866.30
Democratic Republic of the Congo		KATANGA BUILDING	IT LANDSIDE TRANSPORT - MT	101,196.38
Democratic Republic of the Congo		KATANGA BUILDING	IT LANDSIDE TRANSPORT - MT	52,983.47
Democratic Republic of the Congo		KATANGA BUILDING	IT LANDSIDE TRANSPORT - MT	37,006.08
Democratic Republic of the Congo		KATANGA BUILDING	IT LANDSIDE TRANSPORT - MT	36,117.90
Democratic Republic of the Congo		KATANGA BUILDING	IT LANDSIDE TRANSPORT - MT	36,117.90
Democratic Republic of the Congo		KATANGA BUILDING	SRF TRP (IN) & REL SERV. SP. LOGS - MT	106,075.00
Democratic Republic of the Congo		KATANGA BUILDING	SRF TRP (IN) & REL SERV. SP. LOGS - MT	106,072.00
Democratic Republic of the Congo		KK SECURITY	IT OTHER - MT	82,300.00
Democratic Republic of the Congo		MAISON NZANZA *LES ENFANTS D'ABORD	SRF TRP (IN) & REL SERV. SP. LOGS - MT	31,088.00
Democratic Republic of the Congo		NRJ DISTRIBUTION SPRL	IT LANDSIDE TRANSPORT - MT	77,243.17
Democratic Republic of the Congo		NRJ DISTRIBUTION SPRL	IT LANDSIDE TRANSPORT - MT	70,274.05
Democratic Republic of the Congo		NRJ DISTRIBUTION SPRL	IT LANDSIDE TRANSPORT - MT	70,250.95
Democratic Republic of the Congo		NRJ DISTRIBUTION SPRL	IT LANDSIDE TRANSPORT - MT	51,764.48
Democratic Republic of the Congo		NRJ DISTRIBUTION SPRL	IT LANDSIDE TRANSPORT - MT	51,330.28
Democratic Republic of the Congo		NRJ DISTRIBUTION SPRL	IT LANDSIDE TRANSPORT - MT	30,719.07
Democratic Republic of the Congo		Office Congolais de Controle	SUPERINTENDENCE, DIS. PORT/VESSEL - MT	45,000.00
Democratic Republic of the Congo		Office Congolais de Controle	SUPERINTENDENCE, DIS. PORT/VESSEL - MT	45,000.00
Democratic Republic of the Congo		Office Congolais de Controle	SUPERINTENDENCE, DIS. PORT/VESSEL - MT	40,000.00
Democratic Republic of the Congo		SERVICES AIR COMPAGNIE AERIENNE	AIR TRP (IN) & REL SERV. SP. LOGS - MT	87,996.00
Democratic Republic of the Congo		SERVICES AIR COMPAGNIE AERIENNE	AIR TRP (IN) & REL SERV. SP. LOGS - MT	35,983.38
Democratic Republic of the Congo		SERVICES AIR COMPAGNIE AERIENNE	IT AV AIRCRAFT CHARTER - MT	44,970.00
Democratic Republic of the Congo		SETRA SPRL	SRF TRP (IN) & REL SERV. SP. LOGS - MT	102,469.00
Democratic Republic of the Congo		SOCIETE DE TRANSPORT FLUVIAL ET COM	IT LANDSIDE TRANSPORT - MT	50,351.76
Democratic Republic of the Congo		SOCIETE DE TRANSPORT FLUVIAL ET COM	IT LANDSIDE TRANSPORT - MT	37,413.90
Democratic Republic of the Congo		Societe Nationale De Chemins De Fer	IT LANDSIDE TRANSPORT - MT	128,800.00
Democratic Republic of the Congo		Societe Nationale De Chemins De Fer	IT LANDSIDE TRANSPORT - MT	53,815.32
Democratic Republic of the Congo		Societe Nationale De Chemins De Fer	IT LANDSIDE TRANSPORT - MT	41,292.00
Democratic Republic of the Congo		Societe Nationale De Chemins De Fer	IT LANDSIDE TRANSPORT - MT	32,898.00
Democratic Republic of the Congo		Societe Nationale De Chemins De Fer	SRF TRP (IN) & REL SERV. SP. LOGS - MT	32,346.00
Democratic Republic of the Congo		SODEICO	IT OTHER - MT	178,668.60
Democratic Republic of the Congo		SODEICO	IT OTHER - MT	152,932.16
Democratic Republic of the Congo		SODEICO	IT OTHER - MT	150,870.00
Democratic Republic of the Congo		SODEICO	IT OTHER - MT	98,222.20
Democratic Republic of the Congo		SODEICO	IT OTHER - MT	85,190.93
Democratic Republic of the Congo		SOTRACO	IT LANDSIDE TRANSPORT - MT	61,769.55
Democratic Republic of the Congo		SOTRACO	IT LANDSIDE TRANSPORT - MT	47,385.80
Democratic Republic of the Congo		SOTRACO	IT LANDSIDE TRANSPORT - MT	41,554.98
Democratic Republic of the Congo		SOTRACO	IT LANDSIDE TRANSPORT - MT	41,277.39
Democratic Republic of the Congo		SOTRACO	IT LANDSIDE TRANSPORT - MT	40,836.95
Democratic Republic of the Congo		SPS/GOMA	IT EDP STORAGE - MT	30,000.00
Democratic Republic of the Congo		TMK	IT OTHER - MT	41,076.00
Democratic Republic of the Congo		TMK	OV LANDSIDE TRANSPORT - MT	81,572.10
Democratic Republic of the Congo		TMK	OV LANDSIDE TRANSPORT - MT	41,494.68
Democratic Republic of the Congo		Trans Boom	SRF TRP (IN) & REL SERV. SP. LOGS - MT	59,839.00
Democratic Republic of the Congo		Trans Boom	SRF TRP (IN) & REL SERV. SP. LOGS - MT	36,581.00
Democratic Republic of the Congo		VALELE SPRL	IT LANDSIDE TRANSPORT - MT	41,864.43
Democratic Republic of the Congo		VALELE SPRL	SRF TRP (IN) & REL SERV. SP. LOGS - MT	110,530.00
Democratic Republic of the Congo		VALELE SPRL	SRF TRP (IN) & REL SERV. SP. LOGS - MT	81,323.42
Democratic Republic of the Congo		VALELE SPRL	SRF TRP (IN) & REL SERV. SP. LOGS - MT	76,792.96
Democratic Republic of the Congo		YEOMEN DES HORIZONS	IT LANDSIDE TRANSPORT - MT	37,156.75
Democratic Republic of the Congo		YEOMEN DES HORIZONS	IT LANDSIDE TRANSPORT - MT	33,825.81
Denmark		BERGE MARITIMA S.L.	OC FREIGHT - MT	41,989.91
Denmark		CLIPPER PROJECTSHIPS II LTD	OC FREIGHT - MT	1,137,029.55
Denmark		COMPASS INTERNATIONAL ASSOCIATION	OV OTHER - MT	283,327.66
Denmark		COMPASS INTERNATIONAL ASSOCIATION	OV OTHER - MT	203,199.01
Denmark		COMPASS INTERNATIONAL ASSOCIATION	OV OTHER - MT	120,000.00
Denmark		COMPASS INTERNATIONAL ASSOCIATION	OV OTHER - MT	120,000.00
Denmark		COMPASS INTERNATIONAL ASSOCIATION	OV OTHER - MT	120,000.00
Denmark		COMPASS INTERNATIONAL ASSOCIATION	OV OTHER - MT	120,000.00
Denmark		COMPASS INTERNATIONAL ASSOCIATION	OV OTHER - MT	120,000.00
Denmark		COMPASS INTERNATIONAL ASSOCIATION	OV OTHER - MT	114,699.00
Denmark		COMPASS INTERNATIONAL ASSOCIATION	OV OTHER - MT	90,604.18
Denmark		COMPASS INTERNATIONAL ASSOCIATION	OV OTHER - MT	51,914.46
Denmark		COMPASS INTERNATIONAL ASSOCIATION	OV OTHER - MT	42,261.31
Denmark		COMPASS INTERNATIONAL ASSOCIATION	SEA TRP (EX) & REL SERV. SP. LOGS - MT	123,588.49
Denmark		COMPASS INTERNATIONAL ASSOCIATION	SEA TRP (EX) & REL SERV. SP. LOGS - MT	120,000.00
Denmark		COMPASS INTERNATIONAL ASSOCIATION	SEA TRP (EX) & REL SERV. SP. LOGS - MT	45,014.28
Denmark		COPENSHIP MPP A/S	OC FREIGHT - MT	596,335.18
Denmark		COPENSHIP MPP A/S	OC FREIGHT - MT	315,545.00
Denmark		GAC PAKISTAN (PRIVATE) LTD	OC FREIGHT - MT	37,526.44
Denmark		GULF AGENCY COMPANY - DUBAI	OC FREIGHT - MT	97,372.44
Denmark		GULF AGENCY COMPANY - DUBAI	OC FREIGHT - MT	39,021.70
Denmark		GULF AGENCY DENIZCILIK A.S.	LESS ET OCEAN - MT	55,800.00
Denmark		GULF AGENCY DENIZCILIK A.S.	OC FREIGHT - MT	92,735.00
Denmark		GULF AGENCY DENIZCILIK A.S.	OC FREIGHT - MT	92,735.00
Denmark		GULF AGENCY DENIZCILIK A.S.	OC FREIGHT - MT	53,433.41
Denmark		GULF AGENCY DENIZCILIK A.S.	OC FREIGHT - MT	40,036.13
Denmark		JANCHART SHIPPING A/S KOLDING	OC FREIGHT - MT	1,054,996.02
Denmark		JANCHART SHIPPING A/S KOLDING	OC FREIGHT - MT	659,256.39
Denmark		JANCHART SHIPPING A/S KOLDING	OC FREIGHT - MT	362,014.33
Denmark		KING AND SONS A Division of Grindr	OC FREIGHT - MT	53,241.28
Denmark		KING AND SONS A Division of Grindr	OC FREIGHT - MT	32,933.23
Denmark		KUEHNE & NAGEL A/S	OV FREIGHT - MT	1,239,129.00
Denmark		KUEHNE & NAGEL A/S	OV FREIGHT - MT	841,529.07
Denmark		KUEHNE & NAGEL A/S	OV FREIGHT - MT	749,921.85
Denmark		KUEHNE & NAGEL A/S	OV FREIGHT - MT	680,825.60
Denmark		KUEHNE & NAGEL A/S	OV FREIGHT - MT	521,282.94

WFP continued







## Major contracts for services and works by UN organization

AGENCY	Location of Supplier	Name of Contractor	Description of Services	Contract Value USD
Ethiopia		Awel Ansha Agricultural Development	IT LANDSIDE TRANSPORT - MT	82,877.30
Ethiopia		Awel Ansha Agricultural Development	IT LANDSIDE TRANSPORT - MT	34,196.23
Ethiopia		Awel Ansha Agricultural Development	IT LANDSIDE TRANSPORT - MT	30,106.23
Ethiopia		AWEL ANSHA PRIVATE FREIGHT TRANSPOR	IT LANDSIDE TRANSPORT - MT	88,252.04
Ethiopia		AWEL ANSHA PRIVATE FREIGHT TRANSPOR	IT LANDSIDE TRANSPORT - MT	46,462.64
Ethiopia		AWEL ANSHA PRIVATE FREIGHT TRANSPOR	IT LANDSIDE TRANSPORT - MT	40,459.52
Ethiopia		AWEL ANSHA PRIVATE FREIGHT TRANSPOR	IT LANDSIDE TRANSPORT - MT	36,092.96
Ethiopia		AWEL ANSHA PRIVATE FREIGHT TRANSPOR	IT LANDSIDE TRANSPORT - MT	32,685.63
Ethiopia		BEKELCHA TRANSPORT SHARE COMPANY	OV LANDSIDE TRANSPORT - MT	170,704.23
Ethiopia		BEKELCHA TRANSPORT SHARE COMPANY	OV LANDSIDE TRANSPORT - MT	165,478.06
Ethiopia		BEKELCHA TRANSPORT SHARE COMPANY	OV LANDSIDE TRANSPORT - MT	120,956.12
Ethiopia		BEKELCHA TRANSPORT SHARE COMPANY	OV LANDSIDE TRANSPORT - MT	114,374.64
Ethiopia		BEKELCHA TRANSPORT SHARE COMPANY	OV LANDSIDE TRANSPORT - MT	60,307.96
Ethiopia		BEKELCHA TRANSPORT SHARE COMPANY	OV LANDSIDE TRANSPORT - MT	31,281.76
Ethiopia		BIRHAN FREIGHT TRANSPORT ASSOC.	IT LANDSIDE TRANSPORT - MT	496,431.35
Ethiopia		BIRHAN FREIGHT TRANSPORT ASSOC.	IT LANDSIDE TRANSPORT - MT	301,060.62
Ethiopia		BIRHAN FREIGHT TRANSPORT ASSOC.	IT LANDSIDE TRANSPORT - MT	275,369.00
Ethiopia		BIRHAN FREIGHT TRANSPORT ASSOC.	IT LANDSIDE TRANSPORT - MT	165,951.29
Ethiopia		BIRHAN FREIGHT TRANSPORT ASSOC.	IT LANDSIDE TRANSPORT - MT	134,856.40
Ethiopia		BIRHAN FREIGHT TRANSPORT ASSOC.	IT LANDSIDE TRANSPORT - MT	134,800.23
Ethiopia		BIRHAN FREIGHT TRANSPORT ASSOC.	IT LANDSIDE TRANSPORT - MT	119,222.80
Ethiopia		BIRHAN FREIGHT TRANSPORT ASSOC.	IT LANDSIDE TRANSPORT - MT	105,477.66
Ethiopia		BIRHAN FREIGHT TRANSPORT ASSOC.	IT LANDSIDE TRANSPORT - MT	73,650.18
Ethiopia		BIRHAN FREIGHT TRANSPORT ASSOC.	IT LANDSIDE TRANSPORT - MT	59,932.28
Ethiopia		BIRHAN FREIGHT TRANSPORT ASSOC.	IT LANDSIDE TRANSPORT - MT	53,589.04
Ethiopia		BIRHAN FREIGHT TRANSPORT ASSOC.	IT LANDSIDE TRANSPORT - MT	49,443.38
Ethiopia		BIRHAN FREIGHT TRANSPORT ASSOC.	IT LANDSIDE TRANSPORT - MT	39,314.02
Ethiopia		BIRHAN FREIGHT TRANSPORT ASSOC.	IT LANDSIDE TRANSPORT - MT	36,935.46
Ethiopia		BIRHAN FREIGHT TRANSPORT ASSOC.	IT LANDSIDE TRANSPORT - MT	36,397.45
Ethiopia		BIRHAN FREIGHT TRANSPORT ASSOC.	IT LANDSIDE TRANSPORT - MT	35,664.94
Ethiopia		BIRHAN FREIGHT TRANSPORT ASSOC.	OV LANDSIDE TRANSPORT - MT	129,175.95
Ethiopia		C.M.T.S. FREIGHT TRANSPORT OWNERS A	IT LANDSIDE TRANSPORT - MT	113,452.01
Ethiopia		C.M.T.S. FREIGHT TRANSPORT OWNERS A	IT LANDSIDE TRANSPORT - MT	113,402.57
Ethiopia		C.M.T.S. FREIGHT TRANSPORT OWNERS A	IT LANDSIDE TRANSPORT - MT	111,635.41
Ethiopia		C.M.T.S. FREIGHT TRANSPORT OWNERS A	IT LANDSIDE TRANSPORT - MT	106,819.20
Ethiopia		C.M.T.S. FREIGHT TRANSPORT OWNERS A	IT LANDSIDE TRANSPORT - MT	104,485.76
Ethiopia		C.M.T.S. FREIGHT TRANSPORT OWNERS A	IT LANDSIDE TRANSPORT - MT	102,106.49
Ethiopia		C.M.T.S. FREIGHT TRANSPORT OWNERS A	IT LANDSIDE TRANSPORT - MT	100,260.31
Ethiopia		C.M.T.S. FREIGHT TRANSPORT OWNERS A	IT LANDSIDE TRANSPORT - MT	94,729.06
Ethiopia		C.M.T.S. FREIGHT TRANSPORT OWNERS A	IT LANDSIDE TRANSPORT - MT	93,191.81
Ethiopia		C.M.T.S. FREIGHT TRANSPORT OWNERS A	IT LANDSIDE TRANSPORT - MT	91,747.73
Ethiopia		C.M.T.S. FREIGHT TRANSPORT OWNERS A	IT LANDSIDE TRANSPORT - MT	91,492.21
Ethiopia		C.M.T.S. FREIGHT TRANSPORT OWNERS A	IT LANDSIDE TRANSPORT - MT	88,704.05
Ethiopia		C.M.T.S. FREIGHT TRANSPORT OWNERS A	IT LANDSIDE TRANSPORT - MT	81,810.42
Ethiopia		C.M.T.S. FREIGHT TRANSPORT OWNERS A	IT LANDSIDE TRANSPORT - MT	80,051.96
Ethiopia		C.M.T.S. FREIGHT TRANSPORT OWNERS A	IT LANDSIDE TRANSPORT - MT	75,750.79
Ethiopia		C.M.T.S. FREIGHT TRANSPORT OWNERS A	IT LANDSIDE TRANSPORT - MT	64,940.01
Ethiopia		C.M.T.S. FREIGHT TRANSPORT OWNERS A	IT LANDSIDE TRANSPORT - MT	57,019.51
Ethiopia		C.M.T.S. FREIGHT TRANSPORT OWNERS A	IT LANDSIDE TRANSPORT - MT	55,131.09
Ethiopia		C.M.T.S. FREIGHT TRANSPORT OWNERS A	IT LANDSIDE TRANSPORT - MT	55,128.93
Ethiopia		C.M.T.S. FREIGHT TRANSPORT OWNERS A	IT LANDSIDE TRANSPORT - MT	54,972.21
Ethiopia		C.M.T.S. FREIGHT TRANSPORT OWNERS A	IT LANDSIDE TRANSPORT - MT	54,374.57
Ethiopia		C.M.T.S. FREIGHT TRANSPORT OWNERS A	IT LANDSIDE TRANSPORT - MT	53,892.24
Ethiopia		C.M.T.S. FREIGHT TRANSPORT OWNERS A	IT LANDSIDE TRANSPORT - MT	50,512.01
Ethiopia		C.M.T.S. FREIGHT TRANSPORT OWNERS A	IT LANDSIDE TRANSPORT - MT	50,512.01
Ethiopia		C.M.T.S. FREIGHT TRANSPORT OWNERS A	IT LANDSIDE TRANSPORT - MT	45,956.13
Ethiopia		C.M.T.S. FREIGHT TRANSPORT OWNERS A	IT LANDSIDE TRANSPORT - MT	44,679.22
Ethiopia		C.M.T.S. FREIGHT TRANSPORT OWNERS A	IT LANDSIDE TRANSPORT - MT	35,888.19
Ethiopia		C.M.T.S. FREIGHT TRANSPORT OWNERS A	OV LANDSIDE TRANSPORT - MT	691,853.67
Ethiopia		C.M.T.S. FREIGHT TRANSPORT OWNERS A	OV LANDSIDE TRANSPORT - MT	403,685.23
Ethiopia		C.M.T.S. FREIGHT TRANSPORT OWNERS A	OV LANDSIDE TRANSPORT - MT	49,059.76
Ethiopia		Chilallo Enterprise PLC	IT LANDSIDE TRANSPORT - MT	193,176.92
Ethiopia		Chilallo Enterprise PLC	IT LANDSIDE TRANSPORT - MT	173,798.83
Ethiopia		Chilallo Enterprise PLC	IT LANDSIDE TRANSPORT - MT	172,391.73
Ethiopia		Chilallo Enterprise PLC	IT LANDSIDE TRANSPORT - MT	164,348.97
Ethiopia		Chilallo Enterprise PLC	IT LANDSIDE TRANSPORT - MT	142,354.30
Ethiopia		Chilallo Enterprise PLC	IT LANDSIDE TRANSPORT - MT	131,069.55
Ethiopia		Chilallo Enterprise PLC	IT LANDSIDE TRANSPORT - MT	130,017.50
Ethiopia		Chilallo Enterprise PLC	IT LANDSIDE TRANSPORT - MT	129,767.82
Ethiopia		Chilallo Enterprise PLC	IT LANDSIDE TRANSPORT - MT	122,333.34
Ethiopia		Chilallo Enterprise PLC	IT LANDSIDE TRANSPORT - MT	112,512.74
Ethiopia		Chilallo Enterprise PLC	IT LANDSIDE TRANSPORT - MT	84,247.11
Ethiopia		Chilallo Enterprise PLC	IT LANDSIDE TRANSPORT - MT	78,675.50
Ethiopia		Chilallo Enterprise PLC	IT LANDSIDE TRANSPORT - MT	72,759.33
Ethiopia		Chilallo Enterprise PLC	IT LANDSIDE TRANSPORT - MT	65,062.97
Ethiopia		Chilallo Enterprise PLC	IT LANDSIDE TRANSPORT - MT	59,141.61
Ethiopia		Chilallo Enterprise PLC	IT LANDSIDE TRANSPORT - MT	59,119.66
Ethiopia		Chilallo Enterprise PLC	IT LANDSIDE TRANSPORT - MT	58,202.11
Ethiopia		Chilallo Enterprise PLC	IT LANDSIDE TRANSPORT - MT	49,981.10
Ethiopia		Chilallo Enterprise PLC	IT LANDSIDE TRANSPORT - MT	45,944.77
Ethiopia		Chilallo Enterprise PLC	IT LANDSIDE TRANSPORT - MT	38,678.83
Ethiopia		Chilallo Enterprise PLC	IT LANDSIDE TRANSPORT - MT	38,621.29
Ethiopia		Chilallo Enterprise PLC	IT LANDSIDE TRANSPORT - MT	38,145.19
Ethiopia		Chilallo Enterprise PLC	IT LANDSIDE TRANSPORT - MT	37,865.44
Ethiopia		Chilallo Enterprise PLC	IT LANDSIDE TRANSPORT - MT	36,306.03
Ethiopia		Chilallo Enterprise PLC	IT LANDSIDE TRANSPORT - MT	36,093.81
Ethiopia		Chilallo Enterprise PLC	IT LANDSIDE TRANSPORT - MT	35,211.47
Ethiopia		Chilallo Enterprise PLC	IT LANDSIDE TRANSPORT - MT	35,147.35
Ethiopia		Chilallo Enterprise PLC	IT LANDSIDE TRANSPORT - MT	34,924.72
Ethiopia		Chilallo Enterprise PLC	IT LANDSIDE TRANSPORT - MT	34,383.06
Ethiopia		Chilallo Enterprise PLC	IT LANDSIDE TRANSPORT - MT	33,644.17
Ethiopia		Chilallo Enterprise PLC	IT LANDSIDE TRANSPORT - MT	33,581.47
Ethiopia		Chilallo Enterprise PLC	IT LANDSIDE TRANSPORT - MT	30,720.55
Ethiopia		CHUCHU DEMISSIE DRY FREIGHT TRANSPOR	IT LANDSIDE TRANSPORT - MT	383,668.79
Ethiopia		CHUCHU DEMISSIE DRY FREIGHT TRANSPOR	IT LANDSIDE TRANSPORT - MT	307,377.18
Ethiopia		CHUCHU DEMISSIE DRY FREIGHT TRANSPOR	IT LANDSIDE TRANSPORT - MT	181,910.18
Ethiopia		CHUCHU DEMISSIE DRY FREIGHT TRANSPOR	IT LANDSIDE TRANSPORT - MT	137,448.45
Ethiopia		CHUCHU DEMISSIE DRY FREIGHT TRANSPOR	IT LANDSIDE TRANSPORT - MT	136,432.64
Ethiopia		CHUCHU DEMISSIE DRY FREIGHT TRANSPOR	IT LANDSIDE TRANSPORT - MT	132,653.40
Ethiopia		CHUCHU DEMISSIE DRY FREIGHT TRANSPOR	IT LANDSIDE TRANSPORT - MT	98,942.44
Ethiopia		CHUCHU DEMISSIE DRY FREIGHT TRANSPOR	IT LANDSIDE TRANSPORT - MT	81,632.73
Ethiopia		CHUCHU DEMISSIE DRY FREIGHT TRANSPOR	IT LANDSIDE TRANSPORT - MT	76,744.64
Ethiopia		CHUCHU DEMISSIE DRY FREIGHT TRANSPOR	IT LANDSIDE TRANSPORT - MT	75,085.20
Ethiopia		CHUCHU DEMISSIE DRY FREIGHT TRANSPOR	IT LANDSIDE TRANSPORT - MT	58,980.77
Ethiopia		CHUCHU DEMISSIE DRY FREIGHT TRANSPOR	IT LANDSIDE TRANSPORT - MT	55,264.25
Ethiopia		CHUCHU DEMISSIE DRY FREIGHT TRANSPOR	IT LANDSIDE TRANSPORT - MT	37,071.51
Ethiopia		CHUCHU DEMISSIE DRY FREIGHT TRANSPOR	OV LANDSIDE TRANSPORT - MT	51,749.44
Ethiopia		COMET TRANSPORT SHARE COMPANY	OV LANDSIDE TRANSPORT - MT	472,636.02
Ethiopia		COMET TRANSPORT SHARE COMPANY	OV LANDSIDE TRANSPORT - MT	157,783.18
Ethiopia		COMET TRANSPORT SHARE COMPANY	OV LANDSIDE TRANSPORT - MT	145,575.42
Ethiopia		COMET TRANSPORT SHARE COMPANY	OV LANDSIDE TRANSPORT - MT	74,696.01
Ethiopia		COMET TRANSPORT SHARE COMPANY	OV LANDSIDE TRANSPORT - MT	39,262.19
Ethiopia		DAARUL-IMAN Transport & Constructio	IT LANDSIDE TRANSPORT - MT	254,050.80

WFP continued



## Major contracts for services and works by UN organization

AGENCY	Location of Supplier	Name of Contractor	Description of Services	Contract Value USD
Ethiopia		DAARUL-IMAN Transport & Constructio	IT LANDSIDE TRANSPORT - MT	180,227.11
Ethiopia		DAARUL-IMAN Transport & Constructio	IT LANDSIDE TRANSPORT - MT	122,302.85
Ethiopia		DAARUL-IMAN Transport & Constructio	IT LANDSIDE TRANSPORT - MT	114,195.37
Ethiopia		DAARUL-IMAN Transport & Constructio	IT LANDSIDE TRANSPORT - MT	103,906.77
Ethiopia		DAARUL-IMAN Transport & Constructio	IT LANDSIDE TRANSPORT - MT	67,197.46
Ethiopia		DAARUL-IMAN Transport & Constructio	IT LANDSIDE TRANSPORT - MT	59,775.19
Ethiopia		DAARUL-IMAN Transport & Constructio	IT LANDSIDE TRANSPORT - MT	57,506.55
Ethiopia		DAARUL-IMAN Transport & Constructio	IT LANDSIDE TRANSPORT - MT	43,166.29
Ethiopia		DAARUL-IMAN Transport & Constructio	IT LANDSIDE TRANSPORT - MT	41,240.93
Ethiopia		DAARUL-IMAN Transport & Constructio	IT LANDSIDE TRANSPORT - MT	38,005.58
Ethiopia		DAARUL-IMAN Transport & Constructio	IT LANDSIDE TRANSPORT - MT	36,170.74
Ethiopia		DAHLAK FREIGHT TRANSPORT OWNERS ASS	IT LANDSIDE TRANSPORT - MT	39,460.26
Ethiopia		EMERGENCY RELIEF TRANSPORT ENTERPRI	IT LANDSIDE TRANSPORT - MT	44,274.55
Ethiopia		EMERGENCY RELIEF TRANSPORT ENTERPRI	IT LANDSIDE TRANSPORT - MT	38,687.11
Ethiopia		Endurance Private Limited Company	IT EDP STORAGE - MT	30,975.84
Ethiopia		Ersido Lamango Freight Private Tran	IT LANDSIDE TRANSPORT - MT	69,409.18
Ethiopia		Ersido Lamango Freight Private Tran	IT LANDSIDE TRANSPORT - MT	65,044.36
Ethiopia		Ersido Lamango Freight Private Tran	IT LANDSIDE TRANSPORT - MT	64,963.04
Ethiopia		Ersido Lamango Freight Private Tran	IT LANDSIDE TRANSPORT - MT	58,002.50
Ethiopia		Ersido Lamango Freight Private Tran	IT LANDSIDE TRANSPORT - MT	56,857.03
Ethiopia		Ersido Lamango Freight Private Tran	IT LANDSIDE TRANSPORT - MT	42,731.66
Ethiopia		Ersido Lamango Freight Private Tran	OV LANDSIDE TRANSPORT - MT	85,275.72
Ethiopia		Ersido Lamango Freight Private Tran	OV LANDSIDE TRANSPORT - MT	58,384.74
Ethiopia		Ersido Lamango Freight Private Tran	OV LANDSIDE TRANSPORT - MT	52,114.46
Ethiopia		Ethiopian Grain Trade Enterprise	IT EDP STORAGE - MT	53,312.03
Ethiopia		Ethiopian Grain Trade Enterprise	IT EDP STORAGE - MT	47,601.62
Ethiopia		Ethiopian Grain Trade Enterprise	IT EDP STORAGE - MT	35,470.64
Ethiopia		Ethiopian Grain Trade Enterprise	IT EDP STORAGE - MT	31,827.36
Ethiopia		Fadhiweyne Transport & Construction	IT LANDSIDE TRANSPORT - MT	160,101.04
Ethiopia		Fadhiweyne Transport & Construction	IT LANDSIDE TRANSPORT - MT	83,973.43
Ethiopia		Fadhiweyne Transport & Construction	IT LANDSIDE TRANSPORT - MT	77,367.37
Ethiopia		Fadhiweyne Transport & Construction	IT LANDSIDE TRANSPORT - MT	64,540.95
Ethiopia		Fadhiweyne Transport & Construction	IT LANDSIDE TRANSPORT - MT	63,438.66
Ethiopia		Fadhiweyne Transport & Construction	IT LANDSIDE TRANSPORT - MT	62,918.82
Ethiopia		Fadhiweyne Transport & Construction	IT LANDSIDE TRANSPORT - MT	62,605.54
Ethiopia		Fadhiweyne Transport & Construction	IT LANDSIDE TRANSPORT - MT	61,692.17
Ethiopia		Fadhiweyne Transport & Construction	IT LANDSIDE TRANSPORT - MT	58,789.52
Ethiopia		Fadhiweyne Transport & Construction	IT LANDSIDE TRANSPORT - MT	42,206.38
Ethiopia		Fadhiweyne Transport & Construction	IT LANDSIDE TRANSPORT - MT	37,771.58
Ethiopia		Fadhiweyne Transport & Construction	IT LANDSIDE TRANSPORT - MT	36,116.27
Ethiopia		Fafan Transport & Construction Co.	IT LANDSIDE TRANSPORT - MT	112,971.04
Ethiopia		Fafan Transport & Construction Co.	IT LANDSIDE TRANSPORT - MT	112,782.96
Ethiopia		Fafan Transport & Construction Co.	IT LANDSIDE TRANSPORT - MT	111,501.33
Ethiopia		Fafan Transport & Construction Co.	IT LANDSIDE TRANSPORT - MT	99,576.24
Ethiopia		Fafan Transport & Construction Co.	IT LANDSIDE TRANSPORT - MT	72,170.90
Ethiopia		Fafan Transport & Construction Co.	IT LANDSIDE TRANSPORT - MT	64,690.10
Ethiopia		Fafan Transport & Construction Co.	IT LANDSIDE TRANSPORT - MT	55,825.59
Ethiopia		Fafan Transport & Construction Co.	IT LANDSIDE TRANSPORT - MT	54,525.83
Ethiopia		Fafan Transport & Construction Co.	IT LANDSIDE TRANSPORT - MT	45,082.08
Ethiopia		Fafan Transport & Construction Co.	IT LANDSIDE TRANSPORT - MT	37,979.37
Ethiopia		Fafan Transport & Construction Co.	IT LANDSIDE TRANSPORT - MT	37,478.41
Ethiopia		Fafan Transport & Construction Co.	OV LANDSIDE TRANSPORT - MT	91,767.48
Ethiopia		Fafan Transport & Construction Co.	OV LANDSIDE TRANSPORT - MT	69,744.20
Ethiopia		Fafan Transport & Construction Co.	OV LANDSIDE TRANSPORT - MT	62,350.88
Ethiopia		Fafan Transport & Construction Co.	OV LANDSIDE TRANSPORT - MT	53,706.66
Ethiopia		Fafan Transport & Construction Co.	OV LANDSIDE TRANSPORT - MT	49,927.99
Ethiopia		Fafan Transport & Construction Co.	OV LANDSIDE TRANSPORT - MT	44,447.76
Ethiopia		Fafan Transport & Construction Co.	OV LANDSIDE TRANSPORT - MT	42,610.64
Ethiopia		Fafan Transport & Construction Co.	OV LANDSIDE TRANSPORT - MT	41,050.96
Ethiopia		Fafan Transport & Construction Co.	OV LANDSIDE TRANSPORT - MT	39,041.45
Ethiopia		Fafan Transport & Construction Co.	OV LANDSIDE TRANSPORT - MT	37,960.92
Ethiopia		Fafan Transport & Construction Co.	OV LANDSIDE TRANSPORT - MT	33,857.32
Ethiopia		Fafan Transport & Construction Co.	OV LANDSIDE TRANSPORT - MT	32,884.95
Ethiopia		Fafan Transport & Construction Co.	OV LANDSIDE TRANSPORT - MT	30,419.24
Ethiopia		FETAN FREIGHT TRANSPORT OWNER'S ASS	OV LANDSIDE TRANSPORT - MT	153,992.49
Ethiopia		FETAN FREIGHT TRANSPORT OWNER'S ASS	OV LANDSIDE TRANSPORT - MT	116,802.54
Ethiopia		FETAN FREIGHT TRANSPORT OWNER'S ASS	OV LANDSIDE TRANSPORT - MT	82,840.65
Ethiopia		FETAN FREIGHT TRANSPORT OWNER'S ASS	OV LANDSIDE TRANSPORT - MT	48,821.02
Ethiopia		FIKADU YILMA AZULE FREIGHT TRANSPOR	OV LANDSIDE TRANSPORT - MT	376,874.34
Ethiopia		FIKADU YILMA AZULE FREIGHT TRANSPOR	OV LANDSIDE TRANSPORT - MT	231,952.92
Ethiopia		FIKADU YILMA AZULE FREIGHT TRANSPOR	OV LANDSIDE TRANSPORT - MT	159,185.57
Ethiopia		GET-AS INTERNATIONAL P.L.C.	IT LANDSIDE TRANSPORT - MT	55,713.47
Ethiopia		GET-AS INTERNATIONAL P.L.C.	OV LANDSIDE TRANSPORT - MT	605,149.41
Ethiopia		GET-AS INTERNATIONAL P.L.C.	OV LANDSIDE TRANSPORT - MT	518,635.35
Ethiopia		GET-AS INTERNATIONAL P.L.C.	OV LANDSIDE TRANSPORT - MT	417,448.67
Ethiopia		GET-AS INTERNATIONAL P.L.C.	OV LANDSIDE TRANSPORT - MT	416,243.49
Ethiopia		GET-AS INTERNATIONAL P.L.C.	OV LANDSIDE TRANSPORT - MT	389,140.00
Ethiopia		GET-AS INTERNATIONAL P.L.C.	OV LANDSIDE TRANSPORT - MT	388,094.37
Ethiopia		GET-AS INTERNATIONAL P.L.C.	OV LANDSIDE TRANSPORT - MT	347,251.66
Ethiopia		GET-AS INTERNATIONAL P.L.C.	OV LANDSIDE TRANSPORT - MT	270,430.14
Ethiopia		GET-AS INTERNATIONAL P.L.C.	OV LANDSIDE TRANSPORT - MT	197,674.25
Ethiopia		GET-AS INTERNATIONAL P.L.C.	OV LANDSIDE TRANSPORT - MT	193,643.65
Ethiopia		GET-AS INTERNATIONAL P.L.C.	OV LANDSIDE TRANSPORT - MT	135,129.18
Ethiopia		GET-AS INTERNATIONAL P.L.C.	OV LANDSIDE TRANSPORT - MT	112,820.28
Ethiopia		GET-AS INTERNATIONAL P.L.C.	OV LANDSIDE TRANSPORT - MT	89,810.43
Ethiopia		GET-AS INTERNATIONAL P.L.C.	OV LANDSIDE TRANSPORT - MT	41,495.57
Ethiopia		GET-AS INTERNATIONAL P.L.C.	OV LANDSIDE TRANSPORT - MT	32,370.08
Ethiopia		GHION FREIGHT TRANSPORT OWNER'S ASS	OV LANDSIDE TRANSPORT - MT	244,173.50
Ethiopia		GHION FREIGHT TRANSPORT OWNER'S ASS	OV LANDSIDE TRANSPORT - MT	116,242.57
Ethiopia		GHION FREIGHT TRANSPORT OWNER'S ASS	OV LANDSIDE TRANSPORT - MT	80,043.31
Ethiopia		GHION FREIGHT TRANSPORT OWNER'S ASS	OV LANDSIDE TRANSPORT - MT	79,280.62
Ethiopia		GHION FREIGHT TRANSPORT OWNER'S ASS	OV LANDSIDE TRANSPORT - MT	56,132.02
Ethiopia		GHION FREIGHT TRANSPORT OWNER'S ASS	OV LANDSIDE TRANSPORT - MT	42,427.51
Ethiopia		GHION FREIGHT TRANSPORT OWNER'S ASS	OV LANDSIDE TRANSPORT - MT	36,720.55
Ethiopia		GHION INDUSTRIAL & COMMERCIAL P.L.C	OV LANDSIDE TRANSPORT - MT	86,218.88
Ethiopia		GHION INDUSTRIAL & COMMERCIAL P.L.C	OV LANDSIDE TRANSPORT - MT	73,602.77
Ethiopia		GHION INDUSTRIAL & COMMERCIAL P.L.C	OV LANDSIDE TRANSPORT - MT	62,679.69
Ethiopia		GHION INDUSTRIAL & COMMERCIAL P.L.C	OV LANDSIDE TRANSPORT - MT	31,440.87
Ethiopia		GIBE FREIGHT TRANSPORT OWNERS ASSOC	IT LANDSIDE TRANSPORT - MT	77,641.92
Ethiopia		GIBE FREIGHT TRANSPORT OWNERS ASSOC	IT LANDSIDE TRANSPORT - MT	77,526.60
Ethiopia		GIBE FREIGHT TRANSPORT OWNERS ASSOC	IT LANDSIDE TRANSPORT - MT	73,774.87
Ethiopia		GULED TRANSPORT	IT LANDSIDE TRANSPORT - MT	51,507.45
Ethiopia		GULED TRANSPORT	IT LANDSIDE TRANSPORT - MT	48,639.44
Ethiopia		Haile Assefa Freight Transport	OV LANDSIDE TRANSPORT - MT	731,726.56
Ethiopia		Haile Assefa Freight Transport	OV LANDSIDE TRANSPORT - MT	723,561.88
Ethiopia		Haile Assefa Freight Transport	OV LANDSIDE TRANSPORT - MT	671,575.00
Ethiopia		Haile Assefa Freight Transport	OV LANDSIDE TRANSPORT - MT	633,778.04
Ethiopia		Haile Assefa Freight Transport	OV LANDSIDE TRANSPORT - MT	477,493.94
Ethiopia		Haile Assefa Freight Transport	OV LANDSIDE TRANSPORT - MT	246,902.78
Ethiopia		Haile Assefa Freight Transport	OV LANDSIDE TRANSPORT - MT	143,548.50
Ethiopia		HOODOSAN TRANSPORT	IT LANDSIDE TRANSPORT - MT	132,411.28
Ethiopia		HOODOSAN TRANSPORT	IT LANDSIDE TRANSPORT - MT	123,264.77
Ethiopia		Hossana Freight Transport	IT LANDSIDE TRANSPORT - MT	203,483.62

WFP continued

## Major contracts for services and works by UN organization

AGENCY			Contract Value
Location of Supplier	Name of Contractor	Description of Services	USD
Ethiopia	Hossana Freight Transport	IT LANDSIDE TRANSPORT - MT	176,090.30
Ethiopia	Hossana Freight Transport	IT LANDSIDE TRANSPORT - MT	174,392.86
Ethiopia	Hossana Freight Transport	IT LANDSIDE TRANSPORT - MT	171,584.20
Ethiopia	Hossana Freight Transport	IT LANDSIDE TRANSPORT - MT	170,288.29
Ethiopia	Hossana Freight Transport	IT LANDSIDE TRANSPORT - MT	161,629.47
Ethiopia	Hossana Freight Transport	IT LANDSIDE TRANSPORT - MT	160,906.28
Ethiopia	Hossana Freight Transport	IT LANDSIDE TRANSPORT - MT	87,419.81
Ethiopia	Hossana Freight Transport	IT LANDSIDE TRANSPORT - MT	85,829.99
Ethiopia	Hossana Freight Transport	IT LANDSIDE TRANSPORT - MT	83,227.41
Ethiopia	Hossana Freight Transport	IT LANDSIDE TRANSPORT - MT	66,022.05
Ethiopia	Hossana Freight Transport	IT LANDSIDE TRANSPORT - MT	33,905.54
Ethiopia	Hossana Freight Transport	IT LANDSIDE TRANSPORT - MT	33,066.82
Ethiopia	Hossana Freight Transport	OV LANDSIDE TRANSPORT - MT	86,299.03
Ethiopia	Hossana Freight Transport	OV LANDSIDE TRANSPORT - MT	58,384.74
Ethiopia	Hossana Freight Transport	OV LANDSIDE TRANSPORT - MT	57,319.59
Ethiopia	Idil Transport and Trading Plc	IT LANDSIDE TRANSPORT - MT	194,668.06
Ethiopia	Idil Transport and Trading Plc	IT LANDSIDE TRANSPORT - MT	165,509.78
Ethiopia	Idil Transport and Trading Plc	IT LANDSIDE TRANSPORT - MT	122,665.41
Ethiopia	Idil Transport and Trading Plc	IT LANDSIDE TRANSPORT - MT	117,569.17
Ethiopia	Idil Transport and Trading Plc	IT LANDSIDE TRANSPORT - MT	117,568.75
Ethiopia	Idil Transport and Trading Plc	IT LANDSIDE TRANSPORT - MT	111,017.52
Ethiopia	Idil Transport and Trading Plc	IT LANDSIDE TRANSPORT - MT	104,942.22
Ethiopia	Idil Transport and Trading Plc	IT LANDSIDE TRANSPORT - MT	100,616.31
Ethiopia	Idil Transport and Trading Plc	IT LANDSIDE TRANSPORT - MT	62,623.93
Ethiopia	Idil Transport and Trading Plc	IT LANDSIDE TRANSPORT - MT	56,851.29
Ethiopia	Idil Transport and Trading Plc	IT LANDSIDE TRANSPORT - MT	51,188.67
Ethiopia	Idil Transport and Trading Plc	IT LANDSIDE TRANSPORT - MT	50,755.47
Ethiopia	Idil Transport and Trading Plc	IT LANDSIDE TRANSPORT - MT	40,326.59
Ethiopia	Idil Transport and Trading Plc	IT LANDSIDE TRANSPORT - MT	33,352.26
Ethiopia	Jafar Negash car & Mansion Transport	OV LANDSIDE TRANSPORT - MT	167,357.71
Ethiopia	Kenya Airways	OV LANDSIDE TRANSPORT - MT	46,478.86
Ethiopia	Medin Freight Transport Owners Asso	IT LANDSIDE TRANSPORT - MT	30,510.38
Ethiopia	Medin Freight Transport Owners Asso	OV LANDSIDE TRANSPORT - MT	121,331.99
Ethiopia	Medin Freight Transport Owners Asso	OV LANDSIDE TRANSPORT - MT	116,077.19
Ethiopia	Medin Freight Transport Owners Asso	OV LANDSIDE TRANSPORT - MT	95,001.15
Ethiopia	Medin Freight Transport Owners Asso	OV LANDSIDE TRANSPORT - MT	92,067.17
Ethiopia	Medin Freight Transport Owners Asso	OV LANDSIDE TRANSPORT - MT	87,252.82
Ethiopia	Medin Freight Transport Owners Asso	OV LANDSIDE TRANSPORT - MT	82,576.04
Ethiopia	Medin Freight Transport Owners Asso	OV LANDSIDE TRANSPORT - MT	68,039.84
Ethiopia	Medin Freight Transport Owners Asso	OV LANDSIDE TRANSPORT - MT	56,692.75
Ethiopia	Medin Freight Transport Owners Asso	OV LANDSIDE TRANSPORT - MT	54,017.82
Ethiopia	Medin Freight Transport Owners Asso	OV LANDSIDE TRANSPORT - MT	43,655.34
Ethiopia	Medin Freight Transport Owners Asso	OV LANDSIDE TRANSPORT - MT	43,293.03
Ethiopia	Medin Freight Transport Owners Asso	OV LANDSIDE TRANSPORT - MT	43,142.03
Ethiopia	Medin Freight Transport Owners Asso	OV LANDSIDE TRANSPORT - MT	41,237.16
Ethiopia	Medin Freight Transport Owners Asso	OV LANDSIDE TRANSPORT - MT	39,080.61
Ethiopia	Medin Freight Transport Owners Asso	OV LANDSIDE TRANSPORT - MT	35,053.83
Ethiopia	Medin Freight Transport Owners Asso	OV LANDSIDE TRANSPORT - MT	34,479.19
Ethiopia	Medin Freight Transport Owners Asso	OV LANDSIDE TRANSPORT - MT	33,490.19
Ethiopia	Medin Freight Transport Owners Asso	OV LANDSIDE TRANSPORT - MT	31,964.58
Ethiopia	Medin Freight Transport Owners Asso	OV LANDSIDE TRANSPORT - MT	31,520.78
Ethiopia	Merchandise Wholesale & Import Trad	IT EDP STORAGE - MT	69,487.78
Ethiopia	Merchandise Wholesale & Import Trad	IT EDP STORAGE - MT	50,127.97
Ethiopia	Misoma Bosset P.L.C.	IT EDP STORAGE - MT	53,607.65
Ethiopia	Misoma Bosset P.L.C.	IT EDP STORAGE - MT	44,565.61
Ethiopia	MISRAK FREIGHT TRANSPORT ASSOCIATIO	IT LANDSIDE TRANSPORT - MT	169,554.14
Ethiopia	MISRAK FREIGHT TRANSPORT ASSOCIATIO	IT LANDSIDE TRANSPORT - MT	105,148.31
Ethiopia	MISRAK FREIGHT TRANSPORT ASSOCIATIO	IT LANDSIDE TRANSPORT - MT	80,514.05
Ethiopia	MISRAK FREIGHT TRANSPORT ASSOCIATIO	IT LANDSIDE TRANSPORT - MT	53,047.40
Ethiopia	MISRAK FREIGHT TRANSPORT ASSOCIATIO	IT LANDSIDE TRANSPORT - MT	50,039.98
Ethiopia	MISRAK FREIGHT TRANSPORT ASSOCIATIO	IT LANDSIDE TRANSPORT - MT	44,243.49
Ethiopia	MISRAK FREIGHT TRANSPORT ASSOCIATIO	IT LANDSIDE TRANSPORT - MT	38,318.16
Ethiopia	MISRAK FREIGHT TRANSPORT ASSOCIATIO	IT LANDSIDE TRANSPORT - MT	38,237.50
Ethiopia	MISRAK FREIGHT TRANSPORT ASSOCIATIO	IT LANDSIDE TRANSPORT - MT	34,347.81
Ethiopia	MISRAK FREIGHT TRANSPORT ASSOCIATIO	IT LANDSIDE TRANSPORT - MT	30,164.03
Ethiopia	MISRAK FREIGHT TRANSPORT ASSOCIATIO	IT LANDSIDE TRANSPORT - MT	30,113.30
Ethiopia	MISRAK FREIGHT TRANSPORT ASSOCIATIO	OV LANDSIDE TRANSPORT - MT	51,761.78
Ethiopia	MMJ TRANSPORT	IT LANDSIDE TRANSPORT - MT	37,036.30
Ethiopia	MMJ TRANSPORT	IT LANDSIDE TRANSPORT - MT	36,844.24
Ethiopia	MYSERU GENERAL TRADING P.L.C	IT LANDSIDE TRANSPORT - MT	65,946.56
Ethiopia	MYSERU GENERAL TRADING P.L.C	IT LANDSIDE TRANSPORT - MT	45,480.39
Ethiopia	MYSERU GENERAL TRADING P.L.C	IT LANDSIDE TRANSPORT - MT	37,800.69
Ethiopia	MYSERU GENERAL TRADING P.L.C	OV LANDSIDE TRANSPORT - MT	1,027,966.46
Ethiopia	MYSERU GENERAL TRADING P.L.C	OV LANDSIDE TRANSPORT - MT	451,404.47
Ethiopia	MYSERU GENERAL TRADING P.L.C	OV LANDSIDE TRANSPORT - MT	336,209.77
Ethiopia	MYSERU GENERAL TRADING P.L.C	OV LANDSIDE TRANSPORT - MT	233,355.47
Ethiopia	MYSERU GENERAL TRADING P.L.C	OV LANDSIDE TRANSPORT - MT	177,844.45
Ethiopia	MYSERU GENERAL TRADING P.L.C	OV LANDSIDE TRANSPORT - MT	128,233.85
Ethiopia	MYSERU GENERAL TRADING P.L.C	OV LANDSIDE TRANSPORT - MT	115,181.16
Ethiopia	MYSERU GENERAL TRADING P.L.C	OV LANDSIDE TRANSPORT - MT	110,612.47
Ethiopia	MYSERU GENERAL TRADING P.L.C	OV LANDSIDE TRANSPORT - MT	42,700.65
Ethiopia	MYSERU GENERAL TRADING P.L.C	OV LANDSIDE TRANSPORT - MT	32,310.25
Ethiopia	Negadras General Trading Company pl	IT EDP STORAGE - MT	60,799.07
Ethiopia	Negadras General Trading Company pl	IT EDP STORAGE - MT	36,606.62
Ethiopia	NE-TSA PVT. LTD. CO.	OV LANDSIDE TRANSPORT - MT	59,376.39
Ethiopia	NE-TSA PVT. LTD. CO.	OV LANDSIDE TRANSPORT - MT	58,262.80
Ethiopia	NE-TSA PVT. LTD. CO.	OV LANDSIDE TRANSPORT - MT	55,687.03
Ethiopia	NE-TSA PVT. LTD. CO.	OV LANDSIDE TRANSPORT - MT	40,374.16
Ethiopia	Nuredin Aliye Freight Transport	IT LANDSIDE TRANSPORT - MT	39,451.63
Ethiopia	Nuredin Aliye Freight Transport	IT LANDSIDE TRANSPORT - MT	35,836.29
Ethiopia	Nuredin Aliye Freight Transport	OV LANDSIDE TRANSPORT - MT	59,497.80
Ethiopia	Ras Freight Transport Owners Associ	IT LANDSIDE TRANSPORT - MT	36,655.21
Ethiopia	Ras Freight Transport Owners Associ	OV LANDSIDE TRANSPORT - MT	270,240.76
Ethiopia	Ras Freight Transport Owners Associ	OV LANDSIDE TRANSPORT - MT	198,009.24
Ethiopia	Ras Freight Transport Owners Associ	OV LANDSIDE TRANSPORT - MT	165,452.34
Ethiopia	Ras Freight Transport Owners Associ	OV LANDSIDE TRANSPORT - MT	134,051.33
Ethiopia	Ras Freight Transport Owners Associ	OV LANDSIDE TRANSPORT - MT	121,435.33
Ethiopia	Ras Freight Transport Owners Associ	OV LANDSIDE TRANSPORT - MT	105,557.07
Ethiopia	Ras Freight Transport Owners Associ	OV LANDSIDE TRANSPORT - MT	96,931.09
Ethiopia	Ras Freight Transport Owners Associ	OV LANDSIDE TRANSPORT - MT	88,529.68
Ethiopia	Ras Freight Transport Owners Associ	OV LANDSIDE TRANSPORT - MT	85,602.00
Ethiopia	Ras Freight Transport Owners Associ	OV LANDSIDE TRANSPORT - MT	83,053.27
Ethiopia	Ras Freight Transport Owners Associ	OV LANDSIDE TRANSPORT - MT	78,970.26
Ethiopia	Ras Freight Transport Owners Associ	OV LANDSIDE TRANSPORT - MT	78,347.94
Ethiopia	Ras Freight Transport Owners Associ	OV LANDSIDE TRANSPORT - MT	73,527.06
Ethiopia	Ras Freight Transport Owners Associ	OV LANDSIDE TRANSPORT - MT	71,087.62
Ethiopia	Ras Freight Transport Owners Associ	OV LANDSIDE TRANSPORT - MT	65,505.57
Ethiopia	Ras Freight Transport Owners Associ	OV LANDSIDE TRANSPORT - MT	65,093.30
Ethiopia	Ras Freight Transport Owners Associ	OV LANDSIDE TRANSPORT - MT	62,439.61
Ethiopia	Ras Freight Transport Owners Associ	OV LANDSIDE TRANSPORT - MT	59,782.63
Ethiopia	Ras Freight Transport Owners Associ	OV LANDSIDE TRANSPORT - MT	58,627.71
Ethiopia	Ras Freight Transport Owners Associ	OV LANDSIDE TRANSPORT - MT	57,571.62
Ethiopia	Ras Freight Transport Owners Associ	OV LANDSIDE TRANSPORT - MT	53,920.09

WFP continued

## Major contracts for services and works by UN organization

AGENCY	Location of Supplier	Name of Contractor	Description of Services	Contract Value USD
Ethiopia		Ras Freight Transport Owners Associ	OV LANDSIDE TRANSPORT - MT	53,690.13
Ethiopia		Ras Freight Transport Owners Associ	OV LANDSIDE TRANSPORT - MT	47,968.69
Ethiopia		Ras Freight Transport Owners Associ	OV LANDSIDE TRANSPORT - MT	47,936.06
Ethiopia		Ras Freight Transport Owners Associ	OV LANDSIDE TRANSPORT - MT	46,691.35
Ethiopia		Ras Freight Transport Owners Associ	OV LANDSIDE TRANSPORT - MT	44,808.08
Ethiopia		Ras Freight Transport Owners Associ	OV LANDSIDE TRANSPORT - MT	42,397.23
Ethiopia		Ras Freight Transport Owners Associ	OV LANDSIDE TRANSPORT - MT	42,382.27
Ethiopia		Ras Freight Transport Owners Associ	OV LANDSIDE TRANSPORT - MT	38,549.22
Ethiopia		Ras Freight Transport Owners Associ	OV LANDSIDE TRANSPORT - MT	36,379.59
Ethiopia		Ras Freight Transport Owners Associ	OV LANDSIDE TRANSPORT - MT	34,533.21
Ethiopia		Ras Freight Transport Owners Associ	OV LANDSIDE TRANSPORT - MT	33,739.90
Ethiopia		Ras Freight Transport Owners Associ	OV LANDSIDE TRANSPORT - MT	33,270.28
Ethiopia		Ras Freight Transport Owners Associ	OV LANDSIDE TRANSPORT - MT	33,086.48
Ethiopia		Ras Freight Transport Owners Associ	OV LANDSIDE TRANSPORT - MT	31,712.16
Ethiopia		Ras Freight Transport Owners Associ	OV LANDSIDE TRANSPORT - MT	31,231.42
Ethiopia		Ras Freight Transport Owners Associ	OV LANDSIDE TRANSPORT - MT	31,177.80
Ethiopia		Ras Freight Transport Owners Associ	OV LANDSIDE TRANSPORT - MT	30,799.02
Ethiopia		Region 5 Transport and Constructio	IT LANDSIDE TRANSPORT - MT	320,083.48
Ethiopia		Region 5 Transport and Constructio	IT LANDSIDE TRANSPORT - MT	283,413.16
Ethiopia		Region 5 Transport and Constructio	IT LANDSIDE TRANSPORT - MT	256,620.81
Ethiopia		Region 5 Transport and Constructio	IT LANDSIDE TRANSPORT - MT	241,544.81
Ethiopia		Region 5 Transport and Constructio	IT LANDSIDE TRANSPORT - MT	240,226.26
Ethiopia		Region 5 Transport and Constructio	IT LANDSIDE TRANSPORT - MT	222,588.86
Ethiopia		Region 5 Transport and Constructio	IT LANDSIDE TRANSPORT - MT	158,387.72
Ethiopia		Region 5 Transport and Constructio	IT LANDSIDE TRANSPORT - MT	157,122.20
Ethiopia		Region 5 Transport and Constructio	IT LANDSIDE TRANSPORT - MT	103,164.25
Ethiopia		Region 5 Transport and Constructio	IT LANDSIDE TRANSPORT - MT	102,711.59
Ethiopia		Region 5 Transport and Constructio	IT LANDSIDE TRANSPORT - MT	98,200.80
Ethiopia		Region 5 Transport and Constructio	IT LANDSIDE TRANSPORT - MT	93,720.93
Ethiopia		Region 5 Transport and Constructio	IT LANDSIDE TRANSPORT - MT	86,168.85
Ethiopia		Region 5 Transport and Constructio	IT LANDSIDE TRANSPORT - MT	83,656.96
Ethiopia		Region 5 Transport and Constructio	IT LANDSIDE TRANSPORT - MT	71,115.96
Ethiopia		Region 5 Transport and Constructio	IT LANDSIDE TRANSPORT - MT	69,059.76
Ethiopia		Region 5 Transport and Constructio	IT LANDSIDE TRANSPORT - MT	68,481.69
Ethiopia		Region 5 Transport and Constructio	IT LANDSIDE TRANSPORT - MT	66,072.18
Ethiopia		Region 5 Transport and Constructio	IT LANDSIDE TRANSPORT - MT	67,683.19
Ethiopia		Region 5 Transport and Constructio	IT LANDSIDE TRANSPORT - MT	47,873.37
Ethiopia		Region 5 Transport and Constructio	IT LANDSIDE TRANSPORT - MT	41,947.86
Ethiopia		Region 5 Transport and Constructio	IT LANDSIDE TRANSPORT - MT	38,128.69
Ethiopia		Region 5 Transport and Constructio	IT LANDSIDE TRANSPORT - MT	33,606.35
Ethiopia		Region 5 Transport and Constructio	IT LANDSIDE TRANSPORT - MT	32,020.50
Ethiopia		SADI TRANSPORT	IT LANDSIDE TRANSPORT - MT	131,577.49
Ethiopia		SADI TRANSPORT	IT LANDSIDE TRANSPORT - MT	80,855.53
Ethiopia		SAHID TRANSPORT	IT LANDSIDE TRANSPORT - MT	193,030.73
Ethiopia		SAHID TRANSPORT	IT LANDSIDE TRANSPORT - MT	178,721.36
Ethiopia		SAHID TRANSPORT	IT LANDSIDE TRANSPORT - MT	90,224.15
Ethiopia		SAHID TRANSPORT	IT LANDSIDE TRANSPORT - MT	83,133.68
Ethiopia		Semien Freight Transport Private Ow	IT LANDSIDE TRANSPORT - MT	44,837.94
Ethiopia		Semien Freight Transport Private Ow	IT LANDSIDE TRANSPORT - MT	43,230.57
Ethiopia		Semien Freight Transport Private Ow	OV LANDSIDE TRANSPORT - MT	302,046.77
Ethiopia		Semien Freight Transport Private Ow	OV LANDSIDE TRANSPORT - MT	133,721.71
Ethiopia		Semien Freight Transport Private Ow	OV LANDSIDE TRANSPORT - MT	87,834.24
Ethiopia		Semien Freight Transport Private Ow	OV LANDSIDE TRANSPORT - MT	87,773.96
Ethiopia		Semien Freight Transport Private Ow	OV LANDSIDE TRANSPORT - MT	71,433.50
Ethiopia		Semien Freight Transport Private Ow	OV LANDSIDE TRANSPORT - MT	69,615.81
Ethiopia		Semien Freight Transport Private Ow	OV LANDSIDE TRANSPORT - MT	42,840.65
Ethiopia		Semien Freight Transport Private Ow	OV LANDSIDE TRANSPORT - MT	40,997.23
Ethiopia		Semien Freight Transport Private Ow	OV LANDSIDE TRANSPORT - MT	33,072.63
Ethiopia		Shewaye Gebru Freight Transport Ser	OV LANDSIDE TRANSPORT - MT	323,368.22
Ethiopia		Shewaye Gebru Freight Transport Ser	OV LANDSIDE TRANSPORT - MT	131,450.62
Ethiopia		Shikuri Ahmedin Freight Transport P	IT LANDSIDE TRANSPORT - MT	123,973.34
Ethiopia		Shikuri Ahmedin Freight Transport P	IT LANDSIDE TRANSPORT - MT	72,436.96
Ethiopia		Shikuri Ahmedin Freight Transport P	IT LANDSIDE TRANSPORT - MT	71,060.01
Ethiopia		Shikuri Ahmedin Freight Transport P	IT LANDSIDE TRANSPORT - MT	62,482.03
Ethiopia		Shikuri Ahmedin Freight Transport P	IT LANDSIDE TRANSPORT - MT	61,599.85
Ethiopia		Shikuri Ahmedin Freight Transport P	IT LANDSIDE TRANSPORT - MT	47,088.63
Ethiopia		Shikuri Ahmedin Freight Transport P	IT LANDSIDE TRANSPORT - MT	35,255.21
Ethiopia		Shikuri Ahmedin Freight Transport P	IT LANDSIDE TRANSPORT - MT	33,904.60
Ethiopia		Shikuri Ahmedin Freight Transport P	IT LANDSIDE TRANSPORT - MT	33,801.19
Ethiopia		SHIMZAL PRIVATE LIMITED COMPANY	OV LANDSIDE TRANSPORT - MT	98,858.44
Ethiopia		SHIMZAL PRIVATE LIMITED COMPANY	OV LANDSIDE TRANSPORT - MT	81,159.75
Ethiopia		SHIMZAL PRIVATE LIMITED COMPANY	OV LANDSIDE TRANSPORT - MT	55,577.03
Ethiopia		SHIMZAL PRIVATE LIMITED COMPANY	OV LANDSIDE TRANSPORT - MT	55,545.66
Ethiopia		SHIMZAL PRIVATE LIMITED COMPANY	OV LANDSIDE TRANSPORT - MT	52,188.45
Ethiopia		Somali Region Guards Limited Associ	IT EDP STORAGE - MT	40,762.18
Ethiopia		STEPHEN & SONS LOGISTICS LTD.	OV LANDSIDE TRANSPORT - MT	79,222.05
Ethiopia		STEPHEN & SONS LOGISTICS LTD.	OV LANDSIDE TRANSPORT - MT	73,435.91
Ethiopia		STEPHEN & SONS LOGISTICS LTD.	OV LANDSIDE TRANSPORT - MT	66,854.35
Ethiopia		STEPHEN & SONS LOGISTICS LTD.	OV LANDSIDE TRANSPORT - MT	65,720.46
Ethiopia		STEPHEN & SONS LOGISTICS LTD.	OV LANDSIDE TRANSPORT - MT	65,005.33
Ethiopia		STEPHEN & SONS LOGISTICS LTD.	OV LANDSIDE TRANSPORT - MT	61,540.03
Ethiopia		STEPHEN & SONS LOGISTICS LTD.	OV LANDSIDE TRANSPORT - MT	48,930.22
Ethiopia		STEPHEN & SONS LOGISTICS LTD.	OV LANDSIDE TRANSPORT - MT	45,370.05
Ethiopia		STEPHEN & SONS LOGISTICS LTD.	OV LANDSIDE TRANSPORT - MT	38,474.62
Ethiopia		STEPHEN & SONS LOGISTICS LTD.	OV LANDSIDE TRANSPORT - MT	36,638.53
Ethiopia		STEPHEN & SONS LOGISTICS LTD.	OV LANDSIDE TRANSPORT - MT	35,744.42
Ethiopia		Suhura 571 Plc	OV LANDSIDE TRANSPORT - MT	49,590.47
Ethiopia		TADELE ASSEFA FREIGHT TRANSPORT	IT LANDSIDE TRANSPORT - MT	105,682.02
Ethiopia		Tadesse Teklehaimanot Freight Priva	IT LANDSIDE TRANSPORT - MT	208,453.97
Ethiopia		Tadesse Teklehaimanot Freight Priva	IT LANDSIDE TRANSPORT - MT	188,262.64
Ethiopia		Tadesse Teklehaimanot Freight Priva	IT LANDSIDE TRANSPORT - MT	115,177.55
Ethiopia		Tadesse Teklehaimanot Freight Priva	IT LANDSIDE TRANSPORT - MT	81,730.24
Ethiopia		Tadesse Teklehaimanot Freight Priva	IT LANDSIDE TRANSPORT - MT	67,305.12
Ethiopia		Tadesse Teklehaimanot Freight Priva	IT LANDSIDE TRANSPORT - MT	55,587.72
Ethiopia		Tadesse Teklehaimanot Freight Priva	IT LANDSIDE TRANSPORT - MT	48,891.42
Ethiopia		Tadesse Teklehaimanot Freight Priva	IT LANDSIDE TRANSPORT - MT	47,574.30
Ethiopia		Tadesse Teklehaimanot Freight Priva	IT LANDSIDE TRANSPORT - MT	40,932.96
Ethiopia		Tadesse Teklehaimanot Freight Priva	IT LANDSIDE TRANSPORT - MT	35,636.97
Ethiopia		Tadesse Teklehaimanot Freight Priva	OV LANDSIDE TRANSPORT - MT	167,889.15
Ethiopia		Tadesse Teklehaimanot Freight Priva	OV LANDSIDE TRANSPORT - MT	131,489.84
Ethiopia		Tadesse Teklehaimanot Freight Priva	OV LANDSIDE TRANSPORT - MT	115,679.30
Ethiopia		Tadesse Teklehaimanot Freight Priva	OV LANDSIDE TRANSPORT - MT	58,283.12
Ethiopia		TEATAS PVT. LTD. COMPANY	IT EDP STORAGE - MT	211,965.04
Ethiopia		TEATAS PVT. LTD. COMPANY	IT EDP STORAGE - MT	109,256.21
Ethiopia		TEATAS PVT. LTD. COMPANY	IT EDP STORAGE - MT	102,098.06
Ethiopia		TEATAS PVT. LTD. COMPANY	IT EDP STORAGE - MT	90,607.65
Ethiopia		TEATAS PVT. LTD. COMPANY	IT EDP STORAGE - MT	84,405.08
Ethiopia		TEATAS PVT. LTD. COMPANY	IT EDP STORAGE - MT	82,123.11
Ethiopia		TEATAS PVT. LTD. COMPANY	IT EDP STORAGE - MT	66,647.04
Ethiopia		TEATAS PVT. LTD. COMPANY	IT EDP STORAGE - MT	54,769.20
Ethiopia		TEATAS PVT. LTD. COMPANY	IT EDP STORAGE - MT	43,293.66
Ethiopia		TEATAS PVT. LTD. COMPANY	IT EDP STORAGE - MT	33,802.13
Ethiopia		Teff Transport PLC	OV LANDSIDE TRANSPORT - MT	32,425.39

WFP continued

## Major contracts for services and works by UN organization

AGENCY			Contract Value
Location of Supplier	Name of Contractor	Description of Services	USD
Ethiopia	Teff Transport PLC	OV LANDSIDE TRANSPORT - MT	30,832.89
Ethiopia	Tegegn Mulugeta	OV LANDSIDE TRANSPORT - MT	431,506.53
Ethiopia	Tegegn Mulugeta	OV LANDSIDE TRANSPORT - MT	87,717.09
Ethiopia	Tenagnework Transport	IT LANDSIDE TRANSPORT - MT	108,753.17
Ethiopia	Tenagnework Transport	IT LANDSIDE TRANSPORT - MT	101,522.87
Ethiopia	Tenagnework Transport	IT LANDSIDE TRANSPORT - MT	100,636.80
Ethiopia	Tenagnework Transport	IT LANDSIDE TRANSPORT - MT	81,538.38
Ethiopia	Tenagnework Transport	IT LANDSIDE TRANSPORT - MT	56,640.37
Ethiopia	Tenagnework Transport	IT LANDSIDE TRANSPORT - MT	49,988.41
Ethiopia	Tenagnework Transport	IT LANDSIDE TRANSPORT - MT	37,573.03
Ethiopia	Tenagnework Transport	IT LANDSIDE TRANSPORT - MT	35,990.68
Ethiopia	Tenagnework Transport	OV LANDSIDE TRANSPORT - MT	51,597.38
Ethiopia	Tikur Abay Transport PLC	OV LANDSIDE TRANSPORT - MT	1,001,691.01
Ethiopia	Tikur Abay Transport PLC	OV LANDSIDE TRANSPORT - MT	392,800.66
Ethiopia	Tikur Abay Transport PLC	OV LANDSIDE TRANSPORT - MT	376,224.88
Ethiopia	Tikur Abay Transport PLC	OV LANDSIDE TRANSPORT - MT	281,397.76
Ethiopia	Tikur Abay Transport PLC	OV LANDSIDE TRANSPORT - MT	278,207.13
Ethiopia	Tikur Abay Transport PLC	OV LANDSIDE TRANSPORT - MT	258,661.49
Ethiopia	Tikur Abay Transport PLC	OV LANDSIDE TRANSPORT - MT	245,230.37
Ethiopia	Tikur Abay Transport PLC	OV LANDSIDE TRANSPORT - MT	235,330.34
Ethiopia	Tikur Abay Transport PLC	OV LANDSIDE TRANSPORT - MT	190,014.40
Ethiopia	Tikur Abay Transport PLC	OV LANDSIDE TRANSPORT - MT	165,471.29
Ethiopia	Tikur Abay Transport PLC	OV LANDSIDE TRANSPORT - MT	100,413.14
Ethiopia	Tikur Abay Transport PLC	OV LANDSIDE TRANSPORT - MT	75,497.37
Ethiopia	Tikur Abay Transport PLC	OV LANDSIDE TRANSPORT - MT	41,472.44
Ethiopia	Tikur Abay Transport PLC	OV LANDSIDE TRANSPORT - MT	41,137.42
Ethiopia	Tikur Abay Transport PLC	OV LANDSIDE TRANSPORT - MT	32,370.08
Ethiopia	TRANS ETHIOPIA PRIVATE LIMITED COMP	OV LANDSIDE TRANSPORT - MT	236,070.49
Ethiopia	TRANS ETHIOPIA PRIVATE LIMITED COMP	OV LANDSIDE TRANSPORT - MT	220,067.59
Ethiopia	TRANS ETHIOPIA PRIVATE LIMITED COMP	OV LANDSIDE TRANSPORT - MT	182,569.83
Ethiopia	TRANS ETHIOPIA PRIVATE LIMITED COMP	OV LANDSIDE TRANSPORT - MT	180,739.03
Ethiopia	TRANS ETHIOPIA PRIVATE LIMITED COMP	OV LANDSIDE TRANSPORT - MT	173,257.39
Ethiopia	TRANS ETHIOPIA PRIVATE LIMITED COMP	OV LANDSIDE TRANSPORT - MT	153,902.17
Ethiopia	TRANS ETHIOPIA PRIVATE LIMITED COMP	OV LANDSIDE TRANSPORT - MT	152,798.32
Ethiopia	TRANS ETHIOPIA PRIVATE LIMITED COMP	OV LANDSIDE TRANSPORT - MT	134,551.73
Ethiopia	TRANS ETHIOPIA PRIVATE LIMITED COMP	OV LANDSIDE TRANSPORT - MT	134,085.30
Ethiopia	TRANS ETHIOPIA PRIVATE LIMITED COMP	OV LANDSIDE TRANSPORT - MT	117,753.50
Ethiopia	TRANS ETHIOPIA PRIVATE LIMITED COMP	OV LANDSIDE TRANSPORT - MT	107,347.84
Ethiopia	TRANS ETHIOPIA PRIVATE LIMITED COMP	OV LANDSIDE TRANSPORT - MT	62,662.82
Ethiopia	Truber Yeshanew Freight Dry Private	IT LANDSIDE TRANSPORT - MT	116,730.61
Ethiopia	Truber Yeshanew Freight Dry Private	IT LANDSIDE TRANSPORT - MT	116,607.45
Ethiopia	Truber Yeshanew Freight Dry Private	IT LANDSIDE TRANSPORT - MT	83,264.14
Ethiopia	Truber Yeshanew Freight Dry Private	IT LANDSIDE TRANSPORT - MT	77,950.52
Ethiopia	Truber Yeshanew Freight Dry Private	IT LANDSIDE TRANSPORT - MT	69,462.73
Ethiopia	Truber Yeshanew Freight Dry Private	IT LANDSIDE TRANSPORT - MT	59,541.34
Ethiopia	Truber Yeshanew Freight Dry Private	IT LANDSIDE TRANSPORT - MT	58,796.66
Ethiopia	Truber Yeshanew Freight Dry Private	IT LANDSIDE TRANSPORT - MT	55,089.59
Ethiopia	Truber Yeshanew Freight Dry Private	IT LANDSIDE TRANSPORT - MT	54,296.41
Ethiopia	Truber Yeshanew Freight Dry Private	IT LANDSIDE TRANSPORT - MT	52,510.79
Ethiopia	Truber Yeshanew Freight Dry Private	IT LANDSIDE TRANSPORT - MT	46,004.95
Ethiopia	Truber Yeshanew Freight Dry Private	IT LANDSIDE TRANSPORT - MT	44,025.67
Ethiopia	Truber Yeshanew Freight Dry Private	IT LANDSIDE TRANSPORT - MT	43,530.51
Ethiopia	Truber Yeshanew Freight Dry Private	IT LANDSIDE TRANSPORT - MT	40,522.89
Ethiopia	Truber Yeshanew Freight Dry Private	IT LANDSIDE TRANSPORT - MT	32,913.83
Ethiopia	Truber Yeshanew Freight Dry Private	IT LANDSIDE TRANSPORT - MT	31,533.72
Ethiopia	Truber Yeshanew Freight Dry Private	IT LANDSIDE TRANSPORT - MT	31,254.79
Ethiopia	Truber Yeshanew Freight Dry Private	IT LANDSIDE TRANSPORT - MT	30,509.62
Ethiopia	UMER HASSEN DRY FREIGHT PRIVATE TRA	IT EDP STORAGE - MT	30,699.26
Ethiopia	UMER HASSEN DRY FREIGHT PRIVATE TRA	IT LANDSIDE TRANSPORT - MT	244,368.07
Ethiopia	UMER HASSEN DRY FREIGHT PRIVATE TRA	IT LANDSIDE TRANSPORT - MT	201,815.16
Ethiopia	UMER HASSEN DRY FREIGHT PRIVATE TRA	IT LANDSIDE TRANSPORT - MT	197,366.68
Ethiopia	UMER HASSEN DRY FREIGHT PRIVATE TRA	IT LANDSIDE TRANSPORT - MT	192,237.19
Ethiopia	UMER HASSEN DRY FREIGHT PRIVATE TRA	IT LANDSIDE TRANSPORT - MT	152,184.98
Ethiopia	UMER HASSEN DRY FREIGHT PRIVATE TRA	IT LANDSIDE TRANSPORT - MT	148,798.50
Ethiopia	UMER HASSEN DRY FREIGHT PRIVATE TRA	IT LANDSIDE TRANSPORT - MT	145,592.01
Ethiopia	UMER HASSEN DRY FREIGHT PRIVATE TRA	IT LANDSIDE TRANSPORT - MT	144,129.90
Ethiopia	UMER HASSEN DRY FREIGHT PRIVATE TRA	IT LANDSIDE TRANSPORT - MT	142,388.21
Ethiopia	UMER HASSEN DRY FREIGHT PRIVATE TRA	IT LANDSIDE TRANSPORT - MT	138,617.46
Ethiopia	UMER HASSEN DRY FREIGHT PRIVATE TRA	IT LANDSIDE TRANSPORT - MT	118,080.86
Ethiopia	UMER HASSEN DRY FREIGHT PRIVATE TRA	IT LANDSIDE TRANSPORT - MT	115,235.59
Ethiopia	UMER HASSEN DRY FREIGHT PRIVATE TRA	IT LANDSIDE TRANSPORT - MT	112,665.55
Ethiopia	UMER HASSEN DRY FREIGHT PRIVATE TRA	IT LANDSIDE TRANSPORT - MT	108,083.84
Ethiopia	UMER HASSEN DRY FREIGHT PRIVATE TRA	IT LANDSIDE TRANSPORT - MT	108,071.30
Ethiopia	UMER HASSEN DRY FREIGHT PRIVATE TRA	IT LANDSIDE TRANSPORT - MT	107,298.85
Ethiopia	UMER HASSEN DRY FREIGHT PRIVATE TRA	IT LANDSIDE TRANSPORT - MT	95,236.47
Ethiopia	UMER HASSEN DRY FREIGHT PRIVATE TRA	IT LANDSIDE TRANSPORT - MT	89,254.06
Ethiopia	UMER HASSEN DRY FREIGHT PRIVATE TRA	IT LANDSIDE TRANSPORT - MT	86,224.09
Ethiopia	UMER HASSEN DRY FREIGHT PRIVATE TRA	IT LANDSIDE TRANSPORT - MT	76,321.96
Ethiopia	UMER HASSEN DRY FREIGHT PRIVATE TRA	IT LANDSIDE TRANSPORT - MT	75,077.26
Ethiopia	UMER HASSEN DRY FREIGHT PRIVATE TRA	IT LANDSIDE TRANSPORT - MT	66,092.30
Ethiopia	UMER HASSEN DRY FREIGHT PRIVATE TRA	IT LANDSIDE TRANSPORT - MT	64,789.29
Ethiopia	UMER HASSEN DRY FREIGHT PRIVATE TRA	IT LANDSIDE TRANSPORT - MT	46,444.27
Ethiopia	UMER HASSEN DRY FREIGHT PRIVATE TRA	IT LANDSIDE TRANSPORT - MT	45,067.61
Ethiopia	UMER HASSEN DRY FREIGHT PRIVATE TRA	IT LANDSIDE TRANSPORT - MT	41,297.78
Ethiopia	UMER HASSEN DRY FREIGHT PRIVATE TRA	IT LANDSIDE TRANSPORT - MT	39,951.90
Ethiopia	UMER HASSEN DRY FREIGHT PRIVATE TRA	IT LANDSIDE TRANSPORT - MT	38,170.98
Ethiopia	UMER HASSEN DRY FREIGHT PRIVATE TRA	IT LANDSIDE TRANSPORT - MT	33,484.13
Ethiopia	UMER HASSEN DRY FREIGHT PRIVATE TRA	IT LANDSIDE TRANSPORT - MT	30,915.37
Ethiopia	UMER HASSEN DRY FREIGHT PRIVATE TRA	OV LANDSIDE TRANSPORT - MT	70,957.73
Ethiopia	UMER HASSEN DRY FREIGHT PRIVATE TRA	OV LANDSIDE TRANSPORT - MT	47,562.25
Ethiopia	UNITED FREIGHT TRANSPORT ASSOCIATIO	IT LANDSIDE TRANSPORT - MT	174,888.64
Ethiopia	UNITED FREIGHT TRANSPORT ASSOCIATIO	IT LANDSIDE TRANSPORT - MT	82,093.00
Ethiopia	UNITED FREIGHT TRANSPORT ASSOCIATIO	IT LANDSIDE TRANSPORT - MT	52,234.58
Ethiopia	UNITED FREIGHT TRANSPORT ASSOCIATIO	IT LANDSIDE TRANSPORT - MT	41,247.34
Ethiopia	UNITED FREIGHT TRANSPORT ASSOCIATIO	OV LANDSIDE TRANSPORT - MT	239,486.45
Ethiopia	UNITED FREIGHT TRANSPORT ASSOCIATIO	OV LANDSIDE TRANSPORT - MT	151,725.32
Ethiopia	UNITED FREIGHT TRANSPORT ASSOCIATIO	OV LANDSIDE TRANSPORT - MT	70,240.69
Ethiopia	UNITED FREIGHT TRANSPORT ASSOCIATIO	OV LANDSIDE TRANSPORT - MT	55,449.09
Ethiopia	UNITED FREIGHT TRANSPORT ASSOCIATIO	OV LANDSIDE TRANSPORT - MT	36,211.06
Ethiopia	ZERIHUN ATNAF EMPLOYMENT AGENCY	IT EDP STORAGE - MT	57,402.12
France	AVIATION SANS FRONTIERS	AV AIRCRAFT CONTRACT/CHARTER - MT	1,227,707.56
France	AVIATION SANS FRONTIERS	AV AIRCRAFT CONTRACT/CHARTER - MT	236,800.00
France	AVIATION SANS FRONTIERS	AV AIRCRAFT CONTRACT/CHARTER - MT	236,800.00
France	AVIATION SANS FRONTIERS	AV AIRCRAFT CONTRACT/CHARTER - MT	236,800.00
France	AVIATION SANS FRONTIERS	AV AIRCRAFT CONTRACT/CHARTER - MT	236,800.00
France	AVIATION SANS FRONTIERS	AV AIRCRAFT CONTRACT/CHARTER - MT	236,800.00
France	AVIATION SANS FRONTIERS	AV AIRCRAFT CONTRACT/CHARTER - MT	236,800.00
France	AVIATION SANS FRONTIERS	AV AIRCRAFT CONTRACT/CHARTER - MT	236,800.00
France	CMA-CGM (CIE MARITIME D'AFFRETEMENT	IT PORT - STORAGE - MT	123,000.00
France	CMA-CGM (CIE MARITIME D'AFFRETEMENT	OC FREIGHT - MT	56,970.00
France	CMA-CGM (CIE MARITIME D'AFFRETEMENT	OC FREIGHT - MT	35,190.00
France	Damco Logistics Brasil	OC FREIGHT - MT	80,527.40
France	Damco Logistics Brasil	OC FREIGHT - MT	70,727.10
France	Damco Logistics Brasil	OC FREIGHT - MT	65,451.95

WFP continued



## Major contracts for services and works by UN organization

AGENCY	Location of Supplier	Name of Contractor	Description of Services	Contract Value USD
France		Damco Logistics Brasil	OC FREIGHT - MT	65,438.42
France		Damco Logistics Brasil	OC FREIGHT - MT	55,401.65
France		Damco Logistics Brasil	OC FREIGHT - MT	34,536.57
France		Damco Logistics Brasil	OC FREIGHT - MT	30,275.90
France		DYNAMI AVIATION	AV AIRCRAFT CONTRACT/CHARTER - MT	40,500.00
France		DYNAMI AVIATION	AV AIRCRAFT CONTRACT/CHARTER - MT	39,000.00
France		DYNAMI AVIATION	AV AIRCRAFT CONTRACT/CHARTER - MT	32,500.00
France		GAC Cargo Systems	OC FREIGHT - MT	39,294.52
France		GAC Shipping (I) Pvt Ltd.	OC FREIGHT - MT	92,142.47
France		GAC Shipping (I) Pvt Ltd.	OC FREIGHT - MT	38,312.94
France		GAC Shipping (I) Pvt Ltd.	OC FREIGHT - MT	37,634.90
France		GEODIS WILSON USA Inc.	OC FREIGHT - MT	364,146.35
France		GEODIS WILSON USA Inc.	OC FREIGHT - MT	291,199.33
France		GEODIS WILSON USA Inc.	OC FREIGHT - MT	144,818.12
France		GULF AGENCY CO (EGYPT) LTD	OC FREIGHT - MT	67,508.05
France		GULF AGENCY CO (EGYPT) LTD	OC FREIGHT - MT	67,477.01
France		GULF AGENCY CO (EGYPT) LTD	OC FREIGHT - MT	37,751.61
France		GULF AGENCY DENIZCILIK A.S.	LESS ET OCEAN - MT	50,400.00
France		GULF AGENCY DENIZCILIK A.S.	LESS ET OCEAN - MT	46,800.00
France		GULF AGENCY DENIZCILIK A.S.	LESS ET OCEAN - MT	45,000.00
France		GULF AGENCY DENIZCILIK A.S.	LESS ET OCEAN - MT	36,000.00
France		GULF AGENCY DENIZCILIK A.S.	LESS ET OCEAN - MT	30,600.00
France		GULF AGENCY DENIZCILIK A.S.	OC FREIGHT - MT	51,203.63
France		GULF AGENCY DENIZCILIK A.S.	OC FREIGHT - MT	47,563.86
France		GULF AGENCY DENIZCILIK A.S.	OC FREIGHT - MT	43,314.17
France		GULF AGENCY DENIZCILIK A.S.	OC FREIGHT - MT	30,619.18
France		KING AND SONS A Division of Grindr	OC FREIGHT - MT	98,652.44
France		KING AND SONS A Division of Grindr	OC FREIGHT - MT	47,122.60
France		Maxx Intermodal Systems LLC	LESS ET OCEAN - MT	33,073.53
France		PAOLO SCERNI S.P.A.	OC FREIGHT - MT	130,131.26
France		PAOLO SCERNI S.P.A.	OC FREIGHT - MT	73,800.94
France		PAOLO SCERNI S.P.A.	OC FREIGHT - MT	44,026.81
France		PAOLO SCERNI S.P.A.	OC FREIGHT - MT	41,006.80
France		PAOLO SCERNI S.P.A.	OC FREIGHT - MT	30,835.80
France		RHENUS LOGISTICS NV	LESS ET OCEAN - MT	30,722.15
France		RHENUS LOGISTICS NV	LESS ET OCEAN - MT	30,656.34
France		RHENUS LOGISTICS NV	OC FREIGHT - MT	109,604.71
France		RHENUS LOGISTICS NV	OC FREIGHT - MT	98,009.61
France		RHENUS LOGISTICS NV	OC FREIGHT - MT	75,351.63
France		RHENUS LOGISTICS NV	OC FREIGHT - MT	49,165.86
France		RHENUS LOGISTICS NV	OC FREIGHT - MT	46,711.01
France		RHENUS LOGISTICS NV	OC FREIGHT - MT	42,162.08
France		RHENUS LOGISTICS NV	OC FREIGHT - MT	39,167.02
France		RHENUS LOGISTICS NV	OC FREIGHT - MT	38,635.52
France		RHENUS LOGISTICS NV	OC FREIGHT - MT	33,528.02
France		RHENUS LOGISTICS NV	OC FREIGHT - MT	33,266.32
France		RHENUS LOGISTICS NV	OC FREIGHT - MT	32,896.32
France		RHENUS LOGISTICS NV	OC FREIGHT - MT	31,443.67
France		RHENUS LOGISTICS NV	OC FREIGHT - MT	30,186.40
France		SCAN GLOBAL LOGISTICS	OC FREIGHT - MT	140,055.88
France		SCAN GLOBAL LOGISTICS	OC FREIGHT - MT	131,660.14
France		SCAN GLOBAL LOGISTICS	OC FREIGHT - MT	74,866.86
France		Schellen Scheepvaart & Bevrachting	OC FREIGHT - MT	39,476.84
France		Schellen Scheepvaart & Bevrachting	OC FREIGHT - MT	36,674.20
France		SDV LOGISTIQUE INTERNATIONALE	OC CONTAINER DEMURRAGE - LOT	79,337.32
France		SDV LOGISTIQUE INTERNATIONALE	OC FREIGHT - MT	81,270.18
France		SDV LOGISTIQUE INTERNATIONALE	OC FREIGHT - MT	78,604.50
France		SDV LOGISTIQUE INTERNATIONALE	OC FREIGHT - MT	67,618.98
France		SDV LOGISTIQUE INTERNATIONALE	OC FREIGHT - MT	62,314.99
France		SDV LOGISTIQUE INTERNATIONALE	OC FREIGHT - MT	62,262.02
France		SDV LOGISTIQUE INTERNATIONALE	OC FREIGHT - MT	61,310.91
France		SDV LOGISTIQUE INTERNATIONALE	OC FREIGHT - MT	56,800.02
France		SDV LOGISTIQUE INTERNATIONALE	OC FREIGHT - MT	56,393.79
France		SDV LOGISTIQUE INTERNATIONALE	OC FREIGHT - MT	56,106.67
France		SDV LOGISTIQUE INTERNATIONALE	OC FREIGHT - MT	55,817.85
France		SDV LOGISTIQUE INTERNATIONALE	OC FREIGHT - MT	54,673.79
France		SDV LOGISTIQUE INTERNATIONALE	OC FREIGHT - MT	52,729.17
France		SDV LOGISTIQUE INTERNATIONALE	OC FREIGHT - MT	51,458.07
France		SDV LOGISTIQUE INTERNATIONALE	OC FREIGHT - MT	51,457.98
France		SDV LOGISTIQUE INTERNATIONALE	OC FREIGHT - MT	49,100.47
France		SDV LOGISTIQUE INTERNATIONALE	OC FREIGHT - MT	46,882.81
France		SDV LOGISTIQUE INTERNATIONALE	OC FREIGHT - MT	44,544.55
France		SDV LOGISTIQUE INTERNATIONALE	OC FREIGHT - MT	43,173.64
France		SDV LOGISTIQUE INTERNATIONALE	OC FREIGHT - MT	42,579.93
France		SDV LOGISTIQUE INTERNATIONALE	OC FREIGHT - MT	40,410.78
France		SDV LOGISTIQUE INTERNATIONALE	OC FREIGHT - MT	37,899.03
France		SDV LOGISTIQUE INTERNATIONALE	OC FREIGHT - MT	37,478.68
France		SDV LOGISTIQUE INTERNATIONALE	OC FREIGHT - MT	37,141.73
France		SDV LOGISTIQUE INTERNATIONALE	OC FREIGHT - MT	30,055.60
France		UNISHIPPING PARIS	OC FREIGHT - MT	1,787,966.25
Gambia		GAMBIA NATIONAL TRANSPORT ASSOCIATI	IT LANDSIDE TRANSPORT - MT	56,516.76
Gambia		GAMBIA NATIONAL TRANSPORT ASSOCIATI	IT LANDSIDE TRANSPORT - MT	55,357.79
Gambia		GAMBIA NATIONAL TRANSPORT ASSOCIATI	IT LANDSIDE TRANSPORT - MT	35,186.71
Gambia		Lang Suwareh	IT LANDSIDE TRANSPORT - MT	33,215.05
Gambia		Lang Suwareh	IT LANDSIDE TRANSPORT - MT	32,883.91
Georgia		MTL MARITIME TRANSPORT + LOGISTIK G	OC FREIGHT - MT	276,777.85
Germany		BBC CHARTERING & LOGISTIC GMBH & CO	OC FREIGHT - MT	902,041.20
Germany		BBC CHARTERING & LOGISTIC GMBH & CO	OC FREIGHT - MT	378,236.46
Germany		GAC Shipping (I) Pvt Ltd.	OC FREIGHT - MT	53,561.65
Germany		GAC Shipping (I) Pvt Ltd.	OC FREIGHT - MT	43,922.11
Germany		PAOLO SCERNI S.P.A.	OC FREIGHT - MT	93,798.06
Germany		PAOLO SCERNI S.P.A.	OC FREIGHT - MT	93,207.49
Germany		PAOLO SCERNI S.P.A.	OC FREIGHT - MT	55,345.80
Germany		PAOLO SCERNI S.P.A.	OC FREIGHT - MT	53,958.90
Germany		PETER DOEHLE SCHIFFFAHRTS KG	OC FREIGHT - MT	777,956.25
Germany		PETER DOEHLE SCHIFFFAHRTS KG	OC FREIGHT - MT	769,410.91
Germany		RHENUS LOGISTICS NV	OC FREIGHT - MT	48,753.68
Germany		RHENUS LOGISTICS NV	OC FREIGHT - MT	48,703.11
Germany		RHENUS LOGISTICS NV	OC FREIGHT - MT	31,095.77
Germany		TBS SHIPPING SERVICES EUROPE GMBH	OC FREIGHT - MT	894,539.18
Germany		TBS SHIPPING SERVICES EUROPE GMBH	OC FREIGHT - MT	885,669.60
Germany		TBS SHIPPING SERVICES EUROPE GMBH	OC FREIGHT - MT	701,456.28
Germany		TBS SHIPPING SERVICES EUROPE GMBH	OC FREIGHT - MT	626,169.79
Germany		TBS SHIPPING SERVICES EUROPE GMBH	OC FREIGHT - MT	289,569.64
Ghana		BOLLORE AFRICA LOGISTICS GHANA LIMI	OV LANDSIDE TRANSPORT - MT	1,894,700.13
Ghana		BOLLORE AFRICA LOGISTICS GHANA LIMI	OV LANDSIDE TRANSPORT - MT	1,639,554.25
Ghana		BOLLORE AFRICA LOGISTICS GHANA LIMI	OV LANDSIDE TRANSPORT - MT	892,875.94
Ghana		BOLLORE AFRICA LOGISTICS GHANA LIMI	OV LANDSIDE TRANSPORT - MT	624,495.76
Ghana		BOLLORE AFRICA LOGISTICS GHANA LIMI	OV LANDSIDE TRANSPORT - MT	325,352.92
Ghana		BOLLORE AFRICA LOGISTICS GHANA LIMI	OV LANDSIDE TRANSPORT - MT	314,633.43
Ghana		BOLLORE AFRICA LOGISTICS GHANA LIMI	OV LANDSIDE TRANSPORT - MT	249,403.71
Ghana		BOLLORE AFRICA LOGISTICS GHANA LIMI	OV LANDSIDE TRANSPORT - MT	185,113.96
Ghana		BOLLORE AFRICA LOGISTICS GHANA LIMI	OV LANDSIDE TRANSPORT - MT	144,247.09

WFP continued



## Major contracts for services and works by UN organization

AGENCY	Location of Supplier	Name of Contractor	Description of Services	Contract Value
				USD
Ghana		BOLLORE AFRICA LOGISTICS GHANA LIM	OV LANDSIDE TRANSPORT - MT	113,765.66
Ghana		BOLLORE AFRICA LOGISTICS GHANA LIM	OV LANDSIDE TRANSPORT - MT	95,970.60
Ghana		BOLLORE AFRICA LOGISTICS GHANA LIM	OV LANDSIDE TRANSPORT - MT	73,476.50
Ghana		BOLLORE AFRICA LOGISTICS GHANA LIM	OV LANDSIDE TRANSPORT - MT	68,498.15
Ghana		BOLLORE AFRICA LOGISTICS GHANA LIM	OV LANDSIDE TRANSPORT - MT	63,832.04
Ghana		BOLLORE AFRICA LOGISTICS GHANA LIM	OV LANDSIDE TRANSPORT - MT	62,918.33
Ghana		BOLLORE AFRICA LOGISTICS GHANA LIM	OV LANDSIDE TRANSPORT - MT	58,465.35
Ghana		BOLLORE AFRICA LOGISTICS GHANA LIM	OV LANDSIDE TRANSPORT - MT	57,297.63
Ghana		BOLLORE AFRICA LOGISTICS GHANA LIM	OV LANDSIDE TRANSPORT - MT	43,675.31
Ghana		BOLLORE AFRICA LOGISTICS GHANA LIM	OV LANDSIDE TRANSPORT - MT	37,904.95
Ghana		BOLLORE AFRICA LOGISTICS GHANA LIM	OV LANDSIDE TRANSPORT - MT	36,836.55
Ghana		BOLLORE AFRICA LOGISTICS GHANA LIM	OV PORT STORAGE - MT	72,690.15
Ghana		PASTORMEN ENTERPRISE	MEET./TRAIN./WORKSH.	33,075.29
Ghana		PIL (GHANA) LIMITED	IT PORT - STORAGE - MT	39,930.76
Greece		BARU KAHIA INC	OC FREIGHT - MT	651,485.50
Greece		LEOPARD MARITIME LIMITED	OC FREIGHT - MT	531,020.00
Greece		MARMARO SHIPPING SERVICES INC	OC FREIGHT - MT	1,433,208.92
Greece		NETWORK CHARTERING SA	OC FREIGHT - MT	969,930.39
Guinea		A.M.A (GETMA)	IT LANDSIDE TRANSPORT - MT	57,682.16
Guinea-Bissau		BADORA	IT LANDSIDE TRANSPORT - MT	41,757.80
Guinea-Bissau		BADORA	SRF TRP (EX) & REL SERV. SP. LOGS - MT	34,181.79
Haiti		Agence de Commerce FPA	IT LANDSIDE TRANSPORT - MT	56,229.28
Haiti		BULLDOG TRANSPORT	IT LANDSIDE TRANSPORT - MT	34,497.00
Haiti		Cap terminal S.A.	IT LANDSIDE TRANSPORT - MT	62,125.00
Haiti		Cap terminal S.A.	IT PORT - STORAGE - MT	31,800.00
Haiti		EFM TRANSPORT	IT LANDSIDE TRANSPORT - MT	55,742.13
Haiti		EFM TRANSPORT	IT LANDSIDE TRANSPORT - MT	45,450.85
Haiti		Enmarcolda S.A.	RENT & UTILITIES	90,000.00
Haiti		Enmarcolda S.A.	RENT & UTILITIES	90,000.00
Haiti		FONTED	IT TSHIP WAREHOUSE RENTAL - MT	72,374.64
Haiti		FONTED	IT TSHIP WAREHOUSE RENTAL - MT	58,181.79
Haiti		FORCE BON DIEU SERVICE	IT TSHIP WAREHOUSE RENTAL - MT	207,041.64
Haiti		INACO SA	IT LANDSIDE TRANSPORT - MT	40,269.60
Haiti		INTERNATIONAL MARITIME AND WAREHOUS	IT TSHIP WAREHOUSE RENTAL - MT	602,074.55
Haiti		INTERNATIONAL MARITIME AND WAREHOUS	IT TSHIP WAREHOUSE RENTAL - MT	172,021.31
Haiti		INTERNATIONAL MARITIME TERMINAL S.A	IT LANDSIDE TRANSPORT - MT	36,000.00
Haiti		J.B. VITAL S.A.	IT LANDSIDE TRANSPORT - MT	120,527.91
Haiti		J.B. VITAL S.A.	IT PORT - STORAGE - MT	67,240.00
Haiti		J.B. VITAL S.A.	IT PORT - STORAGE - MT	64,040.00
Haiti		J.B. VITAL S.A.	IT PORT - STORAGE - MT	62,760.00
Haiti		J.B. VITAL S.A.	IT PORT - STORAGE - MT	36,077.31
Haiti		J.B. VITAL S.A.	IT PORT - STORAGE - MT	31,877.83
Haiti		Joseph Alguer CADET	IT TSHIP WAREHOUSE RENTAL - MT	44,500.00
Haiti		Joseph Alguer CADET	IT TSHIP WAREHOUSE RENTAL - MT	44,500.00
Haiti		LES PYRAMIDES TRANSPORT	IT LANDSIDE TRANSPORT - MT	51,343.31
Haiti		LES PYRAMIDES TRANSPORT	IT LANDSIDE TRANSPORT - MT	38,536.37
Haiti		MARCELLUS MOLIERE TRANSPORT TERREST	IT LANDSIDE TRANSPORT - MT	48,512.33
Haiti		NICK'S EXTERMINATING	IT EDP STORAGE - MT	43,975.62
Haiti		PARC CONSTRUCTIONS	IT TSHIP WAREHOUSE RENTAL - MT	50,648.54
Haiti		PARC INDUSTRIEL SHODECOSA	IT TSHIP WAREHOUSE RENTAL - MT	180,000.00
Haiti		SYNDICAT DE TRANSPORT HAITIANO DOMI	IT LANDSIDE TRANSPORT - MT	63,296.31
Haiti		TELIUS SERVICE TRANSPORT	IT LANDSIDE TRANSPORT - MT	69,025.71
Haiti		THEOBAL JEAN JACQUE	IT TSHIP WAREHOUSE RENTAL - MT	42,000.00
Haiti		YVES COLES	RENT & UTILITIES	121,668.00
Honduras		A. R. PINEDA Y CO. S.A DE C.V	IT PORT - STORAGE - MT	103,209.14
Honduras		A. R. PINEDA Y CO. S.A DE C.V	IT PORT - STORAGE - MT	53,374.06
Honduras		A. R. PINEDA Y CO. S.A DE C.V	IT PORT - STORAGE - MT	34,761.12
Honduras		A. R. PINEDA Y CO. S.A DE C.V	IT PORT - STORAGE - MT	31,349.68
Honduras		MSC	IT PORT - STORAGE - MT	65,200.00
Honduras		TRANSPORTES DE CARGA CARLOS GARCIA	IT LANDSIDE TRANSPORT - MT	56,635.41
Honduras		Transportes De Carga Monte Gerizim	IT LANDSIDE TRANSPORT - MT	33,082.95
Honduras		TRANSPORTES MOLINA	IT LANDSIDE TRANSPORT - MT	44,049.19
Honduras		TRANSPORTES MOLINA	IT LANDSIDE TRANSPORT - MT	43,018.83
Honduras		TRANSPORTES MOLINA	IT LANDSIDE TRANSPORT - MT	41,541.20
Honduras		TRANSPORTES TRASIN (INTERIANO)	IT LANDSIDE TRANSPORT - MT	42,996.14
Honduras		TRANSPORTES TRASIN (INTERIANO)	IT LANDSIDE TRANSPORT - MT	34,946.44
Honduras		TRANSPORTES VILLANUEVA	IT LANDSIDE TRANSPORT - MT	36,046.32
India		GAC Shipping (I) Pvt Ltd.	OC FREIGHT - MT	35,740.73
India		GAC Shipping (I) Pvt Ltd.	OC LOADING - MT	64,909.00
India		Hanuman Roadways	OV LANDSIDE TRANSPORT - MT	143,081.13
India		Hanuman Roadways	OV LANDSIDE TRANSPORT - MT	92,249.11
India		Hanuman Roadways	OV LANDSIDE TRANSPORT - MT	90,166.76
India		Hanuman Roadways	OV LANDSIDE TRANSPORT - MT	81,292.98
India		Hanuman Roadways	OV LANDSIDE TRANSPORT - MT	66,486.23
India		Hanuman Roadways	OV LANDSIDE TRANSPORT - MT	66,233.11
India		Hanuman Roadways	OV LANDSIDE TRANSPORT - MT	48,508.74
India		Hanuman Roadways	OV LANDSIDE TRANSPORT - MT	42,798.57
India		Hanuman Roadways	OV LANDSIDE TRANSPORT - MT	40,111.17
India		Hanuman Roadways	OV LANDSIDE TRANSPORT - MT	39,870.19
India		Hanuman Roadways	OV LANDSIDE TRANSPORT - MT	33,577.18
India		Hanuman Roadways	OV LANDSIDE TRANSPORT - MT	30,937.95
Indonesia		PT Artalapan Bintang Jaya	Q&Q SURVEY - MT	60,997.06
Indonesia		PT Artalapan Bintang Jaya	Q&Q SURVEY - MT	48,649.28
Indonesia		PT. GEODIS WILSON INDONESIA	OC FREIGHT - MT	37,410.00
Indonesia		PT. GEODIS WILSON INDONESIA	OC FREIGHT - MT	35,710.00
Ireland		D'AMICO DRY LIMITED	OC LOADING - MT	41,771.08
Israel		OVERSEAS COMMERCE LTD.	IT PORT - STORAGE - MT	94,116.62
Israel		OVERSEAS COMMERCE LTD.	IT PORT - STORAGE - MT	45,489.82
Israel		OVERSEAS COMMERCE LTD.	IT PORT - STORAGE - MT	42,596.16
Italy		Bolliger/Crown Lance Italia srl	MEET./TRAIN./WORKSH.	31,133.77
Italy		BOZONA MARITIME LTD	OC FREIGHT - MT	398,921.97
Italy		DHL GLOBAL FORWARDING (ITALY) SPA	AV AIRCRAFT CONTRACT/CHARTER - MT	31,762.23
Italy		ETHIOPIAN AIRLINES S.C.	AV AIRCRAFT CONTRACT/CHARTER - MT	122,530.00
Italy		ETHIOPIAN AIRLINES S.C.	AV AIRCRAFT CONTRACT/CHARTER - MT	34,160.00
Italy		GEODIS WILSON USA Inc.	OC FREIGHT - MT	36,920.00
Italy		GORGONI S.r.l.	MEET./TRAIN./WORKSH.	30,168.84
Italy		GORGONI S.r.l.	OV FREIGHT - MT	65,931.35
Italy		IGNAZIO MESSINA & C. S.P.A.	IT PORT - STORAGE - MT	52,010.31
Italy		KING AND SONS A Division of Grindr	OC FREIGHT - MT	36,861.76
Italy		PAOLO SCERNI S.P.A.	OV FREIGHT - MT	47,048.73
Italy		RHENUS LOGISTICS NV	LESS ET OCEAN - MT	72,244.46
Italy		RHENUS LOGISTICS NV	LESS ET OCEAN - MT	36,095.61
Italy		RHENUS LOGISTICS NV	OC FREIGHT - MT	48,418.56
Italy		RHENUS LOGISTICS NV	OC FREIGHT - MT	47,521.49
Italy		RHENUS LOGISTICS NV	OC FREIGHT - MT	42,514.36
Italy		RHENUS LOGISTICS NV	OC FREIGHT - MT	33,288.23
Italy		RHENUS LOGISTICS NV	OC FREIGHT - MT	32,191.76
Italy		SILOS CANARIOS S.A.U	OC MISCELLANEOUS - MT	159,116.44
Italy		SILOS CANARIOS S.A.U	OC STEVEDORING - MT	112,549.80
Italy		SILOS CANARIOS S.A.U	OC STEVEDORING - MT	60,026.56
Japan		GEODIS WILSON USA Inc.	OC FREIGHT - MT	75,987.91
Japan		GEODIS WILSON USA Inc.	OC FREIGHT - MT	45,029.87
Japan		GEODIS WILSON USA Inc.	OC FREIGHT - MT	44,430.44

WFP continued

















## Major contracts for services and works by UN organization

AGENCY			Contract Value
Location of Supplier	Name of Contractor	Description of Services	USD
Kenya	GRAIN BULK HANDLERS LTD	OC STEVEDORING - MT	390,000.00
Kenya	GRAIN BULK HANDLERS LTD	OC STEVEDORING - MT	290,764.89
Kenya	GRAIN BULK HANDLERS LTD	OC STEVEDORING - MT	214,500.00
Kenya	GRAIN BULK HANDLERS LTD	OV OTHER - MT	96,588.49
Kenya	GRAIN BULK HANDLERS LTD	OV OTHER - MT	73,069.93
Kenya	GRAIN BULK HANDLERS LTD	OV OTHER - MT	62,560.80
Kenya	GRAIN BULK HANDLERS LTD	OV OTHER - MT	45,831.85
Kenya	GRAIN BULK HANDLERS LTD	OV PORT STORAGE - MT	67,801.93
Kenya	GREEN POWER TRANSPORTERS LIMITED	OV LANDSIDE TRANSPORT - MT	42,000.00
Kenya	HAFSA TRADING CO. LTD	IT LANDSIDE TRANSPORT - MT	93,575.47
Kenya	HAFSA TRADING CO. LTD	IT LANDSIDE TRANSPORT - MT	73,278.02
Kenya	HAFSA TRADING CO. LTD	IT LANDSIDE TRANSPORT - MT	52,136.60
Kenya	HAFSA TRADING CO. LTD	IT LANDSIDE TRANSPORT - MT	45,703.91
Kenya	HAFSA TRADING CO. LTD	IT LANDSIDE TRANSPORT - MT	42,610.26
Kenya	HAFSA TRADING CO. LTD	IT LANDSIDE TRANSPORT - MT	42,483.86
Kenya	HAFSA TRADING CO. LTD	IT LANDSIDE TRANSPORT - MT	40,300.31
Kenya	HAFSA TRADING CO. LTD	IT LANDSIDE TRANSPORT - MT	39,563.09
Kenya	HAFSA TRADING CO. LTD	IT LANDSIDE TRANSPORT - MT	38,179.34
Kenya	HAFSA TRADING CO. LTD	IT LANDSIDE TRANSPORT - MT	37,758.78
Kenya	HAFSA TRADING CO. LTD	IT LANDSIDE TRANSPORT - MT	31,619.46
Kenya	HAFSA TRADING CO. LTD	IT LANDSIDE TRANSPORT - MT	31,155.46
Kenya	HAFSA TRADING CO. LTD	OV LANDSIDE TRANSPORT - MT	126,600.00
Kenya	HAFSA TRADING CO. LTD	OV LANDSIDE TRANSPORT - MT	126,000.00
Kenya	HAFSA TRADING CO. LTD	OV LANDSIDE TRANSPORT - MT	84,300.00
Kenya	HAFSA TRADING CO. LTD	OV LANDSIDE TRANSPORT - MT	84,000.00
Kenya	HAFSA TRADING CO. LTD	OV LANDSIDE TRANSPORT - MT	84,000.00
Kenya	HAFSA TRADING CO. LTD	OV LANDSIDE TRANSPORT - MT	75,600.00
Kenya	HAFSA TRADING CO. LTD	OV LANDSIDE TRANSPORT - MT	68,040.00
Kenya	HAFSA TRADING CO. LTD	OV LANDSIDE TRANSPORT - MT	60,300.00
Kenya	HAFSA TRADING CO. LTD	OV LANDSIDE TRANSPORT - MT	50,400.00
Kenya	HAFSA TRADING CO. LTD	OV LANDSIDE TRANSPORT - MT	47,100.00
Kenya	HAFSA TRADING CO. LTD	OV LANDSIDE TRANSPORT - MT	42,000.00
Kenya	HAFSA TRADING CO. LTD	OV LANDSIDE TRANSPORT - MT	42,000.00
Kenya	HAFSA TRADING CO. LTD	OV LANDSIDE TRANSPORT - MT	41,400.00
Kenya	HAFSA TRADING CO. LTD	OV LANDSIDE TRANSPORT - MT	33,600.00
Kenya	HANIF MOHAMED LTD	IT LANDSIDE TRANSPORT - MT	32,104.41
Kenya	HUNTERS SHIPCHANDLERS & GENERAL CON	IT PORT - STORAGE - MT	591,990.52
Kenya	HUSSENI DAIRY LIMITED	IT LANDSIDE TRANSPORT - MT	74,390.30
Kenya	HUSSENI DAIRY LIMITED	IT LANDSIDE TRANSPORT - MT	50,811.35
Kenya	HUSSENI DAIRY LIMITED	IT LANDSIDE TRANSPORT - MT	45,517.73
Kenya	HUSSENI DAIRY LIMITED	IT LANDSIDE TRANSPORT - MT	30,304.66
Kenya	HUSSENI DAIRY LIMITED	OV LANDSIDE TRANSPORT - MT	84,600.00
Kenya	HUSSENI DAIRY LIMITED	OV LANDSIDE TRANSPORT - MT	50,400.00
Kenya	ILAYS TRADING AND TRANSPORT CO. LTD	IT LANDSIDE TRANSPORT - MT	70,181.60
Kenya	ILAYS TRADING AND TRANSPORT CO. LTD	IT LANDSIDE TRANSPORT - MT	62,112.09
Kenya	ILAYS TRADING AND TRANSPORT CO. LTD	IT LANDSIDE TRANSPORT - MT	40,149.91
Kenya	ILAYS TRADING AND TRANSPORT CO. LTD	IT LANDSIDE TRANSPORT - MT	39,821.80
Kenya	ILAYS TRADING AND TRANSPORT CO. LTD	IT LANDSIDE TRANSPORT - MT	37,817.86
Kenya	ILAYS TRADING AND TRANSPORT CO. LTD	IT LANDSIDE TRANSPORT - MT	32,751.42
Kenya	ILAYS TRADING AND TRANSPORT CO. LTD	IT LANDSIDE TRANSPORT - MT	32,335.38
Kenya	ILAYS TRADING AND TRANSPORT CO. LTD	OV LANDSIDE TRANSPORT - MT	126,600.00
Kenya	ILAYS TRADING AND TRANSPORT CO. LTD	OV LANDSIDE TRANSPORT - MT	84,300.00
Kenya	ILAYS TRADING AND TRANSPORT CO. LTD	OV LANDSIDE TRANSPORT - MT	75,600.00
Kenya	ILAYS TRADING AND TRANSPORT CO. LTD	OV LANDSIDE TRANSPORT - MT	42,000.00
Kenya	ILAYS TRADING AND TRANSPORT CO. LTD	OV LANDSIDE TRANSPORT - MT	42,000.00
Kenya	ILAYS TRADING AND TRANSPORT CO. LTD	OV LANDSIDE TRANSPORT - MT	42,000.00
Kenya	INTERCAPE FREIGHT CO. LTD	IT LANDSIDE TRANSPORT - MT	63,720.02
Kenya	INTERCAPE FREIGHT CO. LTD	IT LANDSIDE TRANSPORT - MT	63,720.02
Kenya	INTERCAPE FREIGHT CO. LTD	IT LANDSIDE TRANSPORT - MT	43,966.81
Kenya	INTERCAPE FREIGHT CO. LTD	IT LANDSIDE TRANSPORT - MT	36,639.01
Kenya	INTERCAPE FREIGHT CO. LTD	IT LANDSIDE TRANSPORT - MT	34,063.65
Kenya	INTERCAPE FREIGHT CO. LTD	IT LANDSIDE TRANSPORT - MT	33,764.85
Kenya	INTERCAPE FREIGHT CO. LTD	IT LANDSIDE TRANSPORT - MT	32,581.37
Kenya	INTERCAPE FREIGHT CO. LTD	IT LANDSIDE TRANSPORT - MT	32,335.38
Kenya	INTERCAPE FREIGHT CO. LTD	IT LANDSIDE TRANSPORT - MT	31,860.01
Kenya	INTERCAPE FREIGHT CO. LTD	OV LANDSIDE TRANSPORT - MT	126,900.00
Kenya	INTERCAPE FREIGHT CO. LTD	OV LANDSIDE TRANSPORT - MT	126,000.00
Kenya	INTERCAPE FREIGHT CO. LTD	OV LANDSIDE TRANSPORT - MT	107,230.50
Kenya	INTERCAPE FREIGHT CO. LTD	OV LANDSIDE TRANSPORT - MT	85,500.00
Kenya	INTERCAPE FREIGHT CO. LTD	OV LANDSIDE TRANSPORT - MT	84,600.00
Kenya	INTERCAPE FREIGHT CO. LTD	OV LANDSIDE TRANSPORT - MT	84,300.00
Kenya	INTERCAPE FREIGHT CO. LTD	OV LANDSIDE TRANSPORT - MT	84,000.00
Kenya	INTERCAPE FREIGHT CO. LTD	OV LANDSIDE TRANSPORT - MT	67,650.00
Kenya	INTERCAPE FREIGHT CO. LTD	OV LANDSIDE TRANSPORT - MT	67,200.00
Kenya	INTERCAPE FREIGHT CO. LTD	OV LANDSIDE TRANSPORT - MT	58,807.50
Kenya	INTERCAPE FREIGHT CO. LTD	OV LANDSIDE TRANSPORT - MT	58,800.00
Kenya	INTERCAPE FREIGHT CO. LTD	OV LANDSIDE TRANSPORT - MT	58,075.50
Kenya	INTERCAPE FREIGHT CO. LTD	OV LANDSIDE TRANSPORT - MT	51,600.00
Kenya	INTERCAPE FREIGHT CO. LTD	OV LANDSIDE TRANSPORT - MT	42,600.00
Kenya	INTERCAPE FREIGHT CO. LTD	OV LANDSIDE TRANSPORT - MT	42,000.00
Kenya	INTERCAPE FREIGHT CO. LTD	OV LANDSIDE TRANSPORT - MT	42,000.00
Kenya	INTERCAPE FREIGHT CO. LTD	OV LANDSIDE TRANSPORT - MT	42,000.00
Kenya	INTERCAPE FREIGHT CO. LTD	OV LANDSIDE TRANSPORT - MT	31,990.80
Kenya	IQBAL TRANSPORTERS LIMITED	IT LANDSIDE TRANSPORT - MT	231,706.29
Kenya	IQBAL TRANSPORTERS LIMITED	IT LANDSIDE TRANSPORT - MT	149,571.01
Kenya	IQBAL TRANSPORTERS LIMITED	IT LANDSIDE TRANSPORT - MT	140,357.02
Kenya	IQBAL TRANSPORTERS LIMITED	IT LANDSIDE TRANSPORT - MT	126,940.99
Kenya	IQBAL TRANSPORTERS LIMITED	IT LANDSIDE TRANSPORT - MT	104,660.09
Kenya	IQBAL TRANSPORTERS LIMITED	IT LANDSIDE TRANSPORT - MT	103,391.90
Kenya	IQBAL TRANSPORTERS LIMITED	IT LANDSIDE TRANSPORT - MT	98,634.38
Kenya	IQBAL TRANSPORTERS LIMITED	IT LANDSIDE TRANSPORT - MT	94,644.90
Kenya	IQBAL TRANSPORTERS LIMITED	IT LANDSIDE TRANSPORT - MT	88,058.57
Kenya	IQBAL TRANSPORTERS LIMITED	IT LANDSIDE TRANSPORT - MT	86,319.77
Kenya	IQBAL TRANSPORTERS LIMITED	IT LANDSIDE TRANSPORT - MT	83,069.41
Kenya	IQBAL TRANSPORTERS LIMITED	IT LANDSIDE TRANSPORT - MT	75,321.40
Kenya	IQBAL TRANSPORTERS LIMITED	IT LANDSIDE TRANSPORT - MT	74,837.31
Kenya	IQBAL TRANSPORTERS LIMITED	IT LANDSIDE TRANSPORT - MT	59,983.31
Kenya	IQBAL TRANSPORTERS LIMITED	IT LANDSIDE TRANSPORT - MT	55,953.95
Kenya	IQBAL TRANSPORTERS LIMITED	IT LANDSIDE TRANSPORT - MT	54,276.32
Kenya	IQBAL TRANSPORTERS LIMITED	IT LANDSIDE TRANSPORT - MT	50,607.34
Kenya	IQBAL TRANSPORTERS LIMITED	IT LANDSIDE TRANSPORT - MT	49,633.51
Kenya	IQBAL TRANSPORTERS LIMITED	IT LANDSIDE TRANSPORT - MT	42,968.75
Kenya	IQBAL TRANSPORTERS LIMITED	IT LANDSIDE TRANSPORT - MT	33,283.02
Kenya	IQBAL TRANSPORTERS LIMITED	IT LANDSIDE TRANSPORT - MT	32,691.42
Kenya	IQBAL TRANSPORTERS LIMITED	IT LANDSIDE TRANSPORT - MT	30,883.12
Kenya	IQBAL TRANSPORTERS LIMITED	IT LANDSIDE TRANSPORT - MT	30,701.75
Kenya	JAKLINE COMPANY LTD	IT TSHIP WAREHOUSE RENTAL - MT	81,550.00
Kenya	JAKLINE COMPANY LTD	IT TSHIP WAREHOUSE RENTAL - MT	44,687.30
Kenya	JAKLINE COMPANY LTD	IT TSHIP WAREHOUSE RENTAL - MT	39,796.39
Kenya	JAKLINE COMPANY LTD	OV LANDSIDE TRANSPORT - MT	403,948.22
Kenya	JAKLINE COMPANY LTD	OV LANDSIDE TRANSPORT - MT	109,095.60
Kenya	JAKLINE COMPANY LTD	OV LANDSIDE TRANSPORT - MT	72,001.20
Kenya	JAKLINE COMPANY LTD	OV LANDSIDE TRANSPORT - MT	59,421.77

WFP continued

## Major contracts for services and works by UN organization

AGENCY			Contract Value
Location of Supplier	Name of Contractor	Description of Services	USD
Kenya	JAKLINE COMPANY LTD	SEA TRP (EX) & REL SERV. SP. LOGS - MT	72,201.83
Kenya	JAWABU SELF HELP GROUP	IT EDP STORAGE - MT	265,221.41
Kenya	JAWABU SELF HELP GROUP	IT PORT - STORAGE - MT	108,433.74
Kenya	K.B SANGHANI & SONS	IT LANDSIDE TRANSPORT - MT	30,103.54
Kenya	KAHIA TRANSPORTERS	IT LANDSIDE TRANSPORT - MT	73,278.02
Kenya	KAHIA TRANSPORTERS	IT LANDSIDE TRANSPORT - MT	46,491.24
Kenya	KAHIA TRANSPORTERS	IT LANDSIDE TRANSPORT - MT	40,149.91
Kenya	KAHIA TRANSPORTERS	IT LANDSIDE TRANSPORT - MT	32,335.38
Kenya	KAHIA TRANSPORTERS	OV LANDSIDE TRANSPORT - MT	126,000.00
Kenya	KAHIA TRANSPORTERS	OV LANDSIDE TRANSPORT - MT	93,000.00
Kenya	KAHIA TRANSPORTERS	OV LANDSIDE TRANSPORT - MT	85,500.00
Kenya	KAHIA TRANSPORTERS	OV LANDSIDE TRANSPORT - MT	84,600.00
Kenya	KAHIA TRANSPORTERS	OV LANDSIDE TRANSPORT - MT	84,300.00
Kenya	KAHIA TRANSPORTERS	OV LANDSIDE TRANSPORT - MT	67,200.00
Kenya	KAHIA TRANSPORTERS	OV LANDSIDE TRANSPORT - MT	58,920.00
Kenya	KAHIA TRANSPORTERS	OV LANDSIDE TRANSPORT - MT	58,800.00
Kenya	KAHIA TRANSPORTERS	OV LANDSIDE TRANSPORT - MT	58,800.00
Kenya	KAHIA TRANSPORTERS	OV LANDSIDE TRANSPORT - MT	42,168.00
Kenya	KAHIA TRANSPORTERS	OV LANDSIDE TRANSPORT - MT	42,000.00
Kenya	KAHIA TRANSPORTERS	OV LANDSIDE TRANSPORT - MT	42,000.00
Kenya	KAHIA TRANSPORTERS	OV LANDSIDE TRANSPORT - MT	41,738.00
Kenya	KENCONT LOGISTICS SERVICES LTD	IT PORT - STORAGE - MT	63,745.81
Kenya	KENYA PORTS AUTHORITY	OV PORT STORAGE - MT	98,229.00
Kenya	KILINDINI WAREHOUSES K LTD.	IT PORT - STORAGE - MT	488,697.82
Kenya	KING AND SONS A Division of Grindr	OC FREIGHT - MT	51,900.85
Kenya	KING AND SONS A Division of Grindr	OC FREIGHT - MT	32,321.83
Kenya	KYOGA HAULIERS (K) LTD	OV LANDSIDE TRANSPORT - MT	40,626.00
Kenya	KYOGA HAULIERS (K) LTD	OV LANDSIDE TRANSPORT - MT	39,785.00
Kenya	KYOGA HAULIERS (K) LTD	OV LANDSIDE TRANSPORT - MT	36,918.00
Kenya	KYOGA HAULIERS (K) LTD	OV LANDSIDE TRANSPORT - MT	36,445.00
Kenya	KYOGA HAULIERS (K) LTD	OV LANDSIDE TRANSPORT - MT	30,738.00
Kenya	LOYMA CONTRACTORS	IT EDP STORAGE - MT	161,439.11
Kenya	MANASE DISTRIBUTOR & WHOLESALERS L	IT LANDSIDE TRANSPORT - MT	73,290.57
Kenya	MANASE DISTRIBUTOR & WHOLESALERS L	IT LANDSIDE TRANSPORT - MT	61,263.33
Kenya	MANASE DISTRIBUTOR & WHOLESALERS L	IT LANDSIDE TRANSPORT - MT	57,279.98
Kenya	MANASE DISTRIBUTOR & WHOLESALERS L	IT LANDSIDE TRANSPORT - MT	53,821.85
Kenya	MANASE DISTRIBUTOR & WHOLESALERS L	IT LANDSIDE TRANSPORT - MT	53,683.72
Kenya	MANASE DISTRIBUTOR & WHOLESALERS L	IT LANDSIDE TRANSPORT - MT	53,683.72
Kenya	MANASE DISTRIBUTOR & WHOLESALERS L	IT LANDSIDE TRANSPORT - MT	53,088.67
Kenya	MANASE DISTRIBUTOR & WHOLESALERS L	IT LANDSIDE TRANSPORT - MT	47,024.47
Kenya	MANASE DISTRIBUTOR & WHOLESALERS L	IT LANDSIDE TRANSPORT - MT	46,860.47
Kenya	MANASE DISTRIBUTOR & WHOLESALERS L	IT LANDSIDE TRANSPORT - MT	46,815.47
Kenya	MANASE DISTRIBUTOR & WHOLESALERS L	IT LANDSIDE TRANSPORT - MT	45,758.00
Kenya	MANASE DISTRIBUTOR & WHOLESALERS L	IT LANDSIDE TRANSPORT - MT	44,852.13
Kenya	MANASE DISTRIBUTOR & WHOLESALERS L	IT LANDSIDE TRANSPORT - MT	42,321.00
Kenya	MANASE DISTRIBUTOR & WHOLESALERS L	IT LANDSIDE TRANSPORT - MT	41,771.25
Kenya	MANASE DISTRIBUTOR & WHOLESALERS L	IT LANDSIDE TRANSPORT - MT	40,565.61
Kenya	MANASE DISTRIBUTOR & WHOLESALERS L	IT LANDSIDE TRANSPORT - MT	38,745.39
Kenya	MANASE DISTRIBUTOR & WHOLESALERS L	IT LANDSIDE TRANSPORT - MT	35,919.05
Kenya	MANASE DISTRIBUTOR & WHOLESALERS L	IT LANDSIDE TRANSPORT - MT	35,007.69
Kenya	MANASE DISTRIBUTOR & WHOLESALERS L	IT LANDSIDE TRANSPORT - MT	31,411.56
Kenya	MANASE DISTRIBUTOR & WHOLESALERS L	IT LANDSIDE TRANSPORT - MT	30,816.63
Kenya	MANASE DISTRIBUTOR & WHOLESALERS L	IT LANDSIDE TRANSPORT - MT	30,052.16
Kenya	MANASE DISTRIBUTOR & WHOLESALERS L	OV LANDSIDE TRANSPORT - MT	84,600.00
Kenya	MANASE DISTRIBUTOR & WHOLESALERS L	IT LANDSIDE TRANSPORT - MT	32,500.72
Kenya	MAVEL ENTERPRISES	IT SHIP WAREHOUSE RENTAL - MT	38,207.55
Kenya	MIKONO INTERNATIONAL	OV LANDSIDE TRANSPORT - MT	84,600.00
Kenya	MINOLTA LIMITED	IT LANDSIDE TRANSPORT - MT	66,423.87
Kenya	MODERN COAST BUILDERS & CONTRACTORS	IT LANDSIDE TRANSPORT - MT	56,209.87
Kenya	MODERN COAST BUILDERS & CONTRACTORS	IT LANDSIDE TRANSPORT - MT	53,683.72
Kenya	MODERN COAST BUILDERS & CONTRACTORS	IT LANDSIDE TRANSPORT - MT	51,961.79
Kenya	MODERN COAST BUILDERS & CONTRACTORS	IT LANDSIDE TRANSPORT - MT	45,626.11
Kenya	MODERN COAST BUILDERS & CONTRACTORS	IT LANDSIDE TRANSPORT - MT	41,583.83
Kenya	MODERN COAST BUILDERS & CONTRACTORS	IT LANDSIDE TRANSPORT - MT	37,344.16
Kenya	MODERN COAST BUILDERS & CONTRACTORS	IT LANDSIDE TRANSPORT - MT	36,394.20
Kenya	MODERN COAST BUILDERS & CONTRACTORS	IT LANDSIDE TRANSPORT - MT	32,569.84
Kenya	MODERN COAST BUILDERS & CONTRACTORS	IT LANDSIDE TRANSPORT - MT	32,263.54
Kenya	MODERN COAST BUILDERS & CONTRACTORS	IT LANDSIDE TRANSPORT - MT	30,304.66
Kenya	MODERN COAST BUILDERS & CONTRACTORS	OV LANDSIDE TRANSPORT - MT	126,600.00
Kenya	MODERN COAST BUILDERS & CONTRACTORS	OV LANDSIDE TRANSPORT - MT	48,287.00
Kenya	MODERN COAST BUILDERS & CONTRACTORS	OV LANDSIDE TRANSPORT - MT	42,000.00
Kenya	MODERN COAST BUILDERS & CONTRACTORS	OV LANDSIDE TRANSPORT - MT	41,440.00
Kenya	MODERN COAST BUILDERS & CONTRACTORS	OV LANDSIDE TRANSPORT - MT	39,785.00
Kenya	MODERN COAST BUILDERS & CONTRACTORS	OV LANDSIDE TRANSPORT - MT	36,918.00
Kenya	MODERN COAST BUILDERS & CONTRACTORS	OV LANDSIDE TRANSPORT - MT	33,600.00
Kenya	MODERN COAST BUILDERS & CONTRACTORS	OV LANDSIDE TRANSPORT - MT	31,500.00
Kenya	MOTREX LIMITED	IT LANDSIDE TRANSPORT - MT	51,967.57
Kenya	MOTREX LIMITED	IT LANDSIDE TRANSPORT - MT	50,591.14
Kenya	MOTREX LIMITED	IT LANDSIDE TRANSPORT - MT	47,127.62
Kenya	MOTREX LIMITED	IT LANDSIDE TRANSPORT - MT	32,335.38
Kenya	MOTREX LIMITED	IT LANDSIDE TRANSPORT - MT	32,207.26
Kenya	MOTREX LIMITED	IT LANDSIDE TRANSPORT - MT	32,071.17
Kenya	MOTREX LIMITED	IT LANDSIDE TRANSPORT - MT	31,619.46
Kenya	MOTREX LIMITED	OV LANDSIDE TRANSPORT - MT	168,600.00
Kenya	MOTREX LIMITED	OV LANDSIDE TRANSPORT - MT	126,030.00
Kenya	MOTREX LIMITED	OV LANDSIDE TRANSPORT - MT	120,000.00
Kenya	MOTREX LIMITED	OV LANDSIDE TRANSPORT - MT	109,188.00
Kenya	MOTREX LIMITED	OV LANDSIDE TRANSPORT - MT	103,500.00
Kenya	MOTREX LIMITED	OV LANDSIDE TRANSPORT - MT	94,500.00
Kenya	MOTREX LIMITED	OV LANDSIDE TRANSPORT - MT	84,000.00
Kenya	MOTREX LIMITED	OV LANDSIDE TRANSPORT - MT	84,000.00
Kenya	MOTREX LIMITED	OV LANDSIDE TRANSPORT - MT	84,000.00
Kenya	MOTREX LIMITED	OV LANDSIDE TRANSPORT - MT	67,500.00
Kenya	MOTREX LIMITED	OV LANDSIDE TRANSPORT - MT	47,100.00
Kenya	MOTREX LIMITED	OV LANDSIDE TRANSPORT - MT	42,000.00
Kenya	MOTREX LIMITED	OV LANDSIDE TRANSPORT - MT	42,000.00
Kenya	MOTREX LIMITED	OV LANDSIDE TRANSPORT - MT	42,000.00
Kenya	MOTREX LIMITED	OV LANDSIDE TRANSPORT - MT	42,000.00
Kenya	MOTREX LIMITED	OV LANDSIDE TRANSPORT - MT	42,000.00
Kenya	MOTREX LIMITED	OV LANDSIDE TRANSPORT - MT	36,842.00
Kenya	MOTREX LIMITED	OV LANDSIDE TRANSPORT - MT	30,738.00
Kenya	MULTIPLE HAULIERS (E A) LTD	OV LANDSIDE TRANSPORT - MT	259,500.00
Kenya	MULTIPLE HAULIERS (E A) LTD	OV LANDSIDE TRANSPORT - MT	126,075.00
Kenya	MULTIPLE HAULIERS (E A) LTD	OV LANDSIDE TRANSPORT - MT	117,600.00
Kenya	MULTIPLE HAULIERS (E A) LTD	OV LANDSIDE TRANSPORT - MT	92,400.00
Kenya	MULTIPLE HAULIERS (E A) LTD	OV LANDSIDE TRANSPORT - MT	92,400.00
Kenya	MULTIPLE HAULIERS (E A) LTD	OV LANDSIDE TRANSPORT - MT	92,400.00
Kenya	MULTIPLE HAULIERS (E A) LTD	OV LANDSIDE TRANSPORT - MT	84,900.00
Kenya	MULTIPLE HAULIERS (E A) LTD	OV LANDSIDE TRANSPORT - MT	84,300.00
Kenya	MULTIPLE HAULIERS (E A) LTD	OV LANDSIDE TRANSPORT - MT	84,000.00
Kenya	MULTIPLE HAULIERS (E A) LTD	OV LANDSIDE TRANSPORT - MT	72,900.00
Kenya	MULTIPLE HAULIERS (E A) LTD	OV LANDSIDE TRANSPORT - MT	60,884.60
Kenya	MULTIPLE HAULIERS (E A) LTD	OV LANDSIDE TRANSPORT - MT	51,892.50
Kenya	MULTIPLE HAULIERS (E A) LTD	OV LANDSIDE TRANSPORT - MT	51,423.00

WFP continued







## Major contracts for services and works by UN organization

AGENCY			Contract Value
Location of Supplier	Name of Contractor	Description of Services	USD
Kenya	RELIEF & MISSION LOGISTICS	IT LANDSIDE TRANSPORT - MT	30,927.23
Kenya	RELIEF & MISSION LOGISTICS	IT LANDSIDE TRANSPORT - MT	30,474.42
Kenya	RELIEF & MISSION LOGISTICS	OFFICE SUPPLIES	50,895.04
Kenya	RELIEF & MISSION LOGISTICS	OV LANDSIDE TRANSPORT - MT	150,900.00
Kenya	RELIEF & MISSION LOGISTICS	OV LANDSIDE TRANSPORT - MT	111,000.00
Kenya	RELIEF & MISSION LOGISTICS	OV LANDSIDE TRANSPORT - MT	84,600.00
Kenya	RELIEF & MISSION LOGISTICS	OV LANDSIDE TRANSPORT - MT	84,300.00
Kenya	RELIEF & MISSION LOGISTICS	OV LANDSIDE TRANSPORT - MT	84,000.00
Kenya	RELIEF & MISSION LOGISTICS	OV LANDSIDE TRANSPORT - MT	67,200.00
Kenya	RELIEF & MISSION LOGISTICS	OV LANDSIDE TRANSPORT - MT	58,800.00
Kenya	RELIEF & MISSION LOGISTICS	OV LANDSIDE TRANSPORT - MT	42,600.00
Kenya	RELIEF & MISSION LOGISTICS	OV LANDSIDE TRANSPORT - MT	42,000.00
Kenya	RELIEF & MISSION LOGISTICS	OV LANDSIDE TRANSPORT - MT	36,600.00
Kenya	RELIEF & MISSION LOGISTICS	OV LANDSIDE TRANSPORT - MT	30,744.01
Kenya	RENTOKIL INITIAL KENYA LIMITED	IT EDP STORAGE - MT	136,830.35
Kenya	RENTOKIL INITIAL KENYA LIMITED	IT PORT - STORAGE - MT	129,107.98
Kenya	ROADTAINERS (MOMBASA) LTD	IT PORT - STORAGE - MT	103,797.88
Kenya	ROADTAINERS (MOMBASA) LTD	OV LANDSIDE TRANSPORT - MT	101,100.00
Kenya	ROADTAINERS (MOMBASA) LTD	OV LANDSIDE TRANSPORT - MT	78,662.64
Kenya	ROADTAINERS (MOMBASA) LTD	OV LANDSIDE TRANSPORT - MT	50,400.00
Kenya	RONGAI WORKSHOP & TRANSPORT LTD	IT LANDSIDE TRANSPORT - MT	96,390.38
Kenya	Roy Hauliers Ltd	OV LANDSIDE TRANSPORT - MT	31,265.00
Kenya	RUPA MILLS LTD	IT PORT - STORAGE - MT	108,459.87
Kenya	S.S. DHILLON TRANSPORTERS	IT LANDSIDE TRANSPORT - MT	124,520.99
Kenya	S.S. DHILLON TRANSPORTERS	IT LANDSIDE TRANSPORT - MT	54,140.09
Kenya	S.S. DHILLON TRANSPORTERS	IT LANDSIDE TRANSPORT - MT	53,631.99
Kenya	S.S. DHILLON TRANSPORTERS	IT LANDSIDE TRANSPORT - MT	52,267.44
Kenya	S.S. DHILLON TRANSPORTERS	IT LANDSIDE TRANSPORT - MT	37,193.96
Kenya	S.S. DHILLON TRANSPORTERS	IT LANDSIDE TRANSPORT - MT	34,403.56
Kenya	S.S. DHILLON TRANSPORTERS	IT LANDSIDE TRANSPORT - MT	33,219.28
Kenya	SALE AGENCY LIMITED	IT LANDSIDE TRANSPORT - MT	63,720.02
Kenya	SALE AGENCY LIMITED	IT LANDSIDE TRANSPORT - MT	53,398.51
Kenya	SALE AGENCY LIMITED	IT LANDSIDE TRANSPORT - MT	49,119.40
Kenya	SALE AGENCY LIMITED	IT LANDSIDE TRANSPORT - MT	36,986.23
Kenya	SALE AGENCY LIMITED	IT LANDSIDE TRANSPORT - MT	36,937.26
Kenya	SALE AGENCY LIMITED	IT LANDSIDE TRANSPORT - MT	32,681.83
Kenya	SALE AGENCY LIMITED	OV LANDSIDE TRANSPORT - MT	126,000.00
Kenya	SALE AGENCY LIMITED	OV LANDSIDE TRANSPORT - MT	101,400.00
Kenya	SALE AGENCY LIMITED	OV LANDSIDE TRANSPORT - MT	84,900.00
Kenya	SALE AGENCY LIMITED	OV LANDSIDE TRANSPORT - MT	84,300.00
Kenya	SALE AGENCY LIMITED	OV LANDSIDE TRANSPORT - MT	72,900.00
Kenya	SALE AGENCY LIMITED	OV LANDSIDE TRANSPORT - MT	58,800.00
Kenya	SALE AGENCY LIMITED	OV LANDSIDE TRANSPORT - MT	42,000.00
Kenya	SALINA TRANSPORTERS LTD	IT LANDSIDE TRANSPORT - MT	54,579.01
Kenya	SALINA TRANSPORTERS LTD	IT LANDSIDE TRANSPORT - MT	42,295.93
Kenya	SALINA TRANSPORTERS LTD	IT LANDSIDE TRANSPORT - MT	38,914.73
Kenya	SALINA TRANSPORTERS LTD	IT LANDSIDE TRANSPORT - MT	37,817.86
Kenya	SALINA TRANSPORTERS LTD	IT LANDSIDE TRANSPORT - MT	36,253.65
Kenya	SALINA TRANSPORTERS LTD	IT LANDSIDE TRANSPORT - MT	34,062.89
Kenya	SALINA TRANSPORTERS LTD	IT LANDSIDE TRANSPORT - MT	30,401.16
Kenya	SALINA TRANSPORTERS LTD	OV LANDSIDE TRANSPORT - MT	143,265.00
Kenya	SALINA TRANSPORTERS LTD	OV LANDSIDE TRANSPORT - MT	69,300.00
Kenya	SALINA TRANSPORTERS LTD	OV LANDSIDE TRANSPORT - MT	60,000.00
Kenya	SALINA TRANSPORTERS LTD	OV LANDSIDE TRANSPORT - MT	58,830.00
Kenya	SALINA TRANSPORTERS LTD	OV LANDSIDE TRANSPORT - MT	42,000.00
Kenya	SALINA TRANSPORTERS LTD	OV LANDSIDE TRANSPORT - MT	42,000.00
Kenya	SCORPIO TELECOMMUNICATIONS LTD	IT EDP STORAGE - MT	124,786.28
Kenya	SCORPIO TELECOMMUNICATIONS LTD	IT EDP STORAGE - MT	124,181.78
Kenya	SCORPIO TELECOMMUNICATIONS LTD	IT EDP STORAGE - MT	50,032.48
Kenya	SCORPIO TELECOMMUNICATIONS LTD	IT EDP STORAGE - MT	42,000.00
Kenya	SCORPIO TELECOMMUNICATIONS LTD	IT EDP STORAGE - MT	30,000.00
Kenya	SCORPIO TELECOMMUNICATIONS LTD	IT EDP STORAGE - MT	30,000.00
Kenya	SCORPIO TELECOMMUNICATIONS LTD	IT TSHIP WAREHOUSE RENTAL - MT	48,930.00
Kenya	SCORPIO TELECOMMUNICATIONS LTD	IT TSHIP WAREHOUSE RENTAL - MT	40,031.26
Kenya	SCORPIO TELECOMMUNICATIONS LTD	IT TSHIP WAREHOUSE RENTAL - MT	38,491.60
Kenya	SCORPIO TELECOMMUNICATIONS LTD	IT TSHIP WAREHOUSE RENTAL - MT	36,310.37
Kenya	SCORPIO TELECOMMUNICATIONS LTD	IT TSHIP WAREHOUSE RENTAL - MT	33,166.97
Kenya	SCORPIO TELECOMMUNICATIONS LTD	OV FREIGHT - MT	125,912.43
Kenya	SCORPIO TELECOMMUNICATIONS LTD	OV LANDSIDE TRANSPORT - MT	881,509.89
Kenya	SCORPIO TELECOMMUNICATIONS LTD	OV LANDSIDE TRANSPORT - MT	321,028.73
Kenya	SCORPIO TELECOMMUNICATIONS LTD	OV LANDSIDE TRANSPORT - MT	142,360.57
Kenya	SCORPIO TELECOMMUNICATIONS LTD	OV LANDSIDE TRANSPORT - MT	121,581.30
Kenya	SCORPIO TELECOMMUNICATIONS LTD	OV LANDSIDE TRANSPORT - MT	105,033.60
Kenya	SCORPIO TELECOMMUNICATIONS LTD	OV LANDSIDE TRANSPORT - MT	104,158.06
Kenya	SCORPIO TELECOMMUNICATIONS LTD	OV LANDSIDE TRANSPORT - MT	54,922.90
Kenya	SCORPIO TELECOMMUNICATIONS LTD	OV PORT STORAGE - MT	51,582.68
Kenya	SEVEN FOUR EIGHT AIR SERVICES (K) L	AV AIRCRAFT CONTRACT/CHARTER - MT	179,900.00
Kenya	SEVEN FOUR EIGHT AIR SERVICES (K) L	AV AIRCRAFT CONTRACT/CHARTER - MT	179,900.00
Kenya	SEVEN FOUR EIGHT AIR SERVICES (K) L	AV AIRCRAFT CONTRACT/CHARTER - MT	73,628.00
Kenya	SEVEN FOUR EIGHT AIR SERVICES (K) L	AV AIRCRAFT CONTRACT/CHARTER - MT	52,222.40
Kenya	SGS (KENYA) LIMITED	Q&Q SURVEY - MT	47,007.73
Kenya	SGS (KENYA) LIMITED	SUPERINTENDENCE, DIS. PORT/VESSEL - MT	59,607.99
Kenya	SHIBLI ENTERPRISES LIMITED	OV LANDSIDE TRANSPORT - MT	100,500.00
Kenya	SHIBLI ENTERPRISES LIMITED	OV LANDSIDE TRANSPORT - MT	84,600.00
Kenya	SHIBLI ENTERPRISES LIMITED	OV LANDSIDE TRANSPORT - MT	42,000.00
Kenya	SHIBLI ENTERPRISES LIMITED	OV LANDSIDE TRANSPORT - MT	42,000.00
Kenya	SIGNON FREIGHT LTD	IT LANDSIDE TRANSPORT - MT	60,224.86
Kenya	SIGNON FREIGHT LTD	IT LANDSIDE TRANSPORT - MT	60,224.86
Kenya	SIGNON FREIGHT LTD	IT LANDSIDE TRANSPORT - MT	32,335.38
Kenya	SIGNON FREIGHT LTD	IT LANDSIDE TRANSPORT - MT	32,335.38
Kenya	SKY RELIEF (KENYA) LIMITED	AV AIRCRAFT CONTRACT/CHARTER - MT	82,997.20
Kenya	SPEDAG INTERFREIGHT KENYA LIMITED	IT LANDSIDE TRANSPORT - MT	47,427.98
Kenya	SPEDAG INTERFREIGHT KENYA LIMITED	IT LANDSIDE TRANSPORT - MT	35,555.20
Kenya	SPEDAG INTERFREIGHT KENYA LIMITED	IT PORT - STORAGE - MT	201,375.26
Kenya	SPEDAG INTERFREIGHT KENYA LIMITED	IT PORT - STORAGE - MT	92,976.79
Kenya	SPEDAG INTERFREIGHT KENYA LIMITED	IT PORT - STORAGE - MT	80,415.06
Kenya	SPEDAG INTERFREIGHT KENYA LIMITED	IT PORT - STORAGE - MT	69,141.79
Kenya	SPEDAG INTERFREIGHT KENYA LIMITED	IT PORT - STORAGE - MT	62,847.72
Kenya	SPEDAG INTERFREIGHT KENYA LIMITED	IT PORT - STORAGE - MT	57,877.46
Kenya	SPEDAG INTERFREIGHT KENYA LIMITED	IT PORT - STORAGE - MT	54,594.53
Kenya	SPEDAG INTERFREIGHT KENYA LIMITED	IT PORT - STORAGE - MT	54,517.58
Kenya	SPEDAG INTERFREIGHT KENYA LIMITED	IT PORT - STORAGE - MT	50,858.75
Kenya	SPEDAG INTERFREIGHT KENYA LIMITED	IT PORT - STORAGE - MT	45,222.43
Kenya	SPEDAG INTERFREIGHT KENYA LIMITED	IT PORT - STORAGE - MT	44,772.65
Kenya	SPEDAG INTERFREIGHT KENYA LIMITED	IT PORT - STORAGE - MT	41,724.00
Kenya	SPEDAG INTERFREIGHT KENYA LIMITED	IT PORT - STORAGE - MT	41,680.00
Kenya	SPEDAG INTERFREIGHT KENYA LIMITED	IT PORT - STORAGE - MT	40,955.58
Kenya	SPEDAG INTERFREIGHT KENYA LIMITED	IT PORT - STORAGE - MT	40,236.79
Kenya	SPEDAG INTERFREIGHT KENYA LIMITED	IT PORT - STORAGE - MT	39,705.30
Kenya	SPEDAG INTERFREIGHT KENYA LIMITED	IT PORT - STORAGE - MT	38,753.95
Kenya	SPEDAG INTERFREIGHT KENYA LIMITED	IT PORT - STORAGE - MT	37,776.43
Kenya	SPEDAG INTERFREIGHT KENYA LIMITED	IT PORT - STORAGE - MT	36,263.62
Kenya	SPEDAG INTERFREIGHT KENYA LIMITED	IT PORT - STORAGE - MT	35,963.47

WFP continued

## Major contracts for services and works by UN organization

AGENCY			Contract Value
Location of Supplier	Name of Contractor	Description of Services	USD
Kenya	SPEDAG INTERFREIGHT KENYA LIMITED	IT PORT - STORAGE - MT	35,459.57
Kenya	SPEDAG INTERFREIGHT KENYA LIMITED	IT PORT - STORAGE - MT	34,596.37
Kenya	SPEDAG INTERFREIGHT KENYA LIMITED	IT PORT - STORAGE - MT	34,395.13
Kenya	SPEDAG INTERFREIGHT KENYA LIMITED	IT PORT - STORAGE - MT	34,320.92
Kenya	SPEDAG INTERFREIGHT KENYA LIMITED	IT PORT - STORAGE - MT	34,276.61
Kenya	SPEDAG INTERFREIGHT KENYA LIMITED	IT PORT - STORAGE - MT	33,889.10
Kenya	SPEDAG INTERFREIGHT KENYA LIMITED	IT PORT - STORAGE - MT	33,848.43
Kenya	SPEDAG INTERFREIGHT KENYA LIMITED	IT PORT - STORAGE - MT	33,649.76
Kenya	SPEDAG INTERFREIGHT KENYA LIMITED	IT PORT - STORAGE - MT	32,877.38
Kenya	SPEDAG INTERFREIGHT KENYA LIMITED	OV LANDSIDE TRANSPORT - MT	442,995.00
Kenya	SPEDAG INTERFREIGHT KENYA LIMITED	OV LANDSIDE TRANSPORT - MT	418,458.00
Kenya	SPEDAG INTERFREIGHT KENYA LIMITED	OV PORT STORAGE - MT	58,071.41
Kenya	SPEDAG INTERFREIGHT KENYA LIMITED	OV PORT STORAGE - MT	44,278.81
Kenya	SPEDAG INTERFREIGHT KENYA LIMITED	OV PORT STORAGE - MT	37,775.04
Kenya	SPEDAG INTERFREIGHT KENYA LIMITED	OV PORT STORAGE - MT	33,811.01
Kenya	SPEDAG INTERFREIGHT KENYA LIMITED	OV PORT STORAGE - MT	32,841.57
Kenya	SPEEDNOTS HAULIERS LIMITED	IT LANDSIDE TRANSPORT - MT	30,012.15
Kenya	STAMET PRODUCTS K LTD	IT EDP STORAGE - MT	41,696.39
Kenya	TANAD TRANSPORTERS LTD	IT LANDSIDE TRANSPORT - MT	338,832.75
Kenya	TANAD TRANSPORTERS LTD	IT LANDSIDE TRANSPORT - MT	248,848.68
Kenya	TANAD TRANSPORTERS LTD	IT LANDSIDE TRANSPORT - MT	227,006.51
Kenya	TANAD TRANSPORTERS LTD	IT LANDSIDE TRANSPORT - MT	199,375.00
Kenya	TANAD TRANSPORTERS LTD	IT LANDSIDE TRANSPORT - MT	198,318.87
Kenya	TANAD TRANSPORTERS LTD	IT LANDSIDE TRANSPORT - MT	194,287.28
Kenya	TANAD TRANSPORTERS LTD	IT LANDSIDE TRANSPORT - MT	191,743.42
Kenya	TANAD TRANSPORTERS LTD	IT LANDSIDE TRANSPORT - MT	190,347.07
Kenya	TANAD TRANSPORTERS LTD	IT LANDSIDE TRANSPORT - MT	149,638.55
Kenya	TANAD TRANSPORTERS LTD	IT LANDSIDE TRANSPORT - MT	133,552.63
Kenya	TANAD TRANSPORTERS LTD	IT LANDSIDE TRANSPORT - MT	130,807.78
Kenya	TANAD TRANSPORTERS LTD	IT LANDSIDE TRANSPORT - MT	130,192.22
Kenya	TANAD TRANSPORTERS LTD	IT LANDSIDE TRANSPORT - MT	129,268.87
Kenya	TANAD TRANSPORTERS LTD	IT LANDSIDE TRANSPORT - MT	126,406.83
Kenya	TANAD TRANSPORTERS LTD	IT LANDSIDE TRANSPORT - MT	117,108.43
Kenya	TANAD TRANSPORTERS LTD	IT LANDSIDE TRANSPORT - MT	116,479.17
Kenya	TANAD TRANSPORTERS LTD	IT LANDSIDE TRANSPORT - MT	115,997.83
Kenya	TANAD TRANSPORTERS LTD	IT LANDSIDE TRANSPORT - MT	109,917.03
Kenya	TANAD TRANSPORTERS LTD	IT LANDSIDE TRANSPORT - MT	106,677.63
Kenya	TANAD TRANSPORTERS LTD	IT LANDSIDE TRANSPORT - MT	105,021.69
Kenya	TANAD TRANSPORTERS LTD	IT LANDSIDE TRANSPORT - MT	105,021.69
Kenya	TANAD TRANSPORTERS LTD	IT LANDSIDE TRANSPORT - MT	104,772.23
Kenya	TANAD TRANSPORTERS LTD	IT LANDSIDE TRANSPORT - MT	103,642.92
Kenya	TANAD TRANSPORTERS LTD	IT LANDSIDE TRANSPORT - MT	91,698.11
Kenya	TANAD TRANSPORTERS LTD	IT LANDSIDE TRANSPORT - MT	85,357.19
Kenya	TANAD TRANSPORTERS LTD	IT LANDSIDE TRANSPORT - MT	64,092.80
Kenya	TANAD TRANSPORTERS LTD	IT LANDSIDE TRANSPORT - MT	63,596.39
Kenya	TANAD TRANSPORTERS LTD	IT LANDSIDE TRANSPORT - MT	56,209.87
Kenya	TANAD TRANSPORTERS LTD	IT LANDSIDE TRANSPORT - MT	55,528.71
Kenya	TANAD TRANSPORTERS LTD	IT LANDSIDE TRANSPORT - MT	48,752.71
Kenya	TANAD TRANSPORTERS LTD	IT LANDSIDE TRANSPORT - MT	47,488.01
Kenya	TANAD TRANSPORTERS LTD	IT LANDSIDE TRANSPORT - MT	39,750.18
Kenya	TANAD TRANSPORTERS LTD	IT LANDSIDE TRANSPORT - MT	38,109.16
Kenya	TANAD TRANSPORTERS LTD	IT LANDSIDE TRANSPORT - MT	34,176.47
Kenya	TANAD TRANSPORTERS LTD	IT LANDSIDE TRANSPORT - MT	30,753.80
Kenya	TANAD TRANSPORTERS LTD	OV LANDSIDE TRANSPORT - MT	126,600.00
Kenya	TANAD TRANSPORTERS LTD	OV LANDSIDE TRANSPORT - MT	67,200.00
Kenya	TANAD TRANSPORTERS LTD	OV LANDSIDE TRANSPORT - MT	42,000.00
Kenya	TIBA FREIGHT FORWARDERS LTD	IT LANDSIDE TRANSPORT - MT	67,974.17
Kenya	TIBA FREIGHT FORWARDERS LTD	IT LANDSIDE TRANSPORT - MT	56,453.64
Kenya	TIBA FREIGHT FORWARDERS LTD	IT LANDSIDE TRANSPORT - MT	51,961.79
Kenya	TIBA FREIGHT FORWARDERS LTD	IT LANDSIDE TRANSPORT - MT	50,581.77
Kenya	TIBA FREIGHT FORWARDERS LTD	OV LANDSIDE TRANSPORT - MT	84,600.00
Kenya	TIBA FREIGHT FORWARDERS LTD	OV LANDSIDE TRANSPORT - MT	84,300.00
Kenya	TIBA FREIGHT FORWARDERS LTD	OV LANDSIDE TRANSPORT - MT	84,000.00
Kenya	TIBA FREIGHT FORWARDERS LTD	OV LANDSIDE TRANSPORT - MT	58,800.00
Kenya	TIBA FREIGHT FORWARDERS LTD	OV LANDSIDE TRANSPORT - MT	42,000.00
Kenya	TIBA FREIGHT FORWARDERS LTD	OV LANDSIDE TRANSPORT - MT	42,000.00
Kenya	TIBA FREIGHT FORWARDERS LTD	OV LANDSIDE TRANSPORT - MT	33,600.00
Kenya	TIBA FREIGHT FORWARDERS LTD	OV LANDSIDE TRANSPORT - MT	30,744.00
Kenya	TIGAAD TRANSPORT CO. LTD	IT LANDSIDE TRANSPORT - MT	36,628.30
Kenya	TIGAAD TRANSPORT CO. LTD	OV LANDSIDE TRANSPORT - MT	63,024.36
Kenya	TIGAAD TRANSPORT CO. LTD	OV LANDSIDE TRANSPORT - MT	42,600.00
Kenya	TIGAAD TRANSPORT CO. LTD	OV LANDSIDE TRANSPORT - MT	39,785.00
Kenya	TIMBIS AIR SERVICES	AV AIRCRAFT CONTRACT/CHARTER - MT	87,640.00
Kenya	TOMIC EXPRESS SERVICES LTD	OV LANDSIDE TRANSPORT - MT	84,600.00
Kenya	TRANSPARES (KENYA) LTD	OV LANDSIDE TRANSPORT - MT	132,150.00
Kenya	TRANSPARES (KENYA) LTD	OV LANDSIDE TRANSPORT - MT	68,400.00
Kenya	TRANSPARES (KENYA) LTD	OV LANDSIDE TRANSPORT - MT	60,000.00
Kenya	TRANSPARES (KENYA) LTD	OV LANDSIDE TRANSPORT - MT	57,750.00
Kenya	TRANSPARES (KENYA) LTD	OV LANDSIDE TRANSPORT - MT	41,400.00
Kenya	TWALIB O SAID	IT LANDSIDE TRANSPORT - MT	33,044.59
Kenya	VANTAGE POINT CLEARING & FORWARDING	IT LANDSIDE TRANSPORT - MT	52,263.10
Kenya	VANTAGE POINT CLEARING & FORWARDING	IT LANDSIDE TRANSPORT - MT	45,279.30
Kenya	VANTAGE POINT CLEARING & FORWARDING	IT LANDSIDE TRANSPORT - MT	41,569.43
Kenya	VANTAGE POINT CLEARING & FORWARDING	IT LANDSIDE TRANSPORT - MT	39,982.36
Kenya	VANTAGE POINT CLEARING & FORWARDING	IT LANDSIDE TRANSPORT - MT	35,112.71
Kenya	VANTAGE POINT CLEARING & FORWARDING	IT LANDSIDE TRANSPORT - MT	33,952.15
Kenya	VANTAGE POINT CLEARING & FORWARDING	IT LANDSIDE TRANSPORT - MT	31,578.46
Kenya	VANTAGE POINT CLEARING & FORWARDING	IT LANDSIDE TRANSPORT - MT	31,000.00
Kenya	VANTAGE POINT CLEARING & FORWARDING	OV LANDSIDE TRANSPORT - MT	168,600.00
Kenya	VANTAGE POINT CLEARING & FORWARDING	OV LANDSIDE TRANSPORT - MT	84,300.00
Kenya	VANTAGE POINT CLEARING & FORWARDING	OV LANDSIDE TRANSPORT - MT	73,575.00
Kenya	VANTAGE POINT CLEARING & FORWARDING	OV LANDSIDE TRANSPORT - MT	48,258.00
Kenya	VANTAGE POINT CLEARING & FORWARDING	OV LANDSIDE TRANSPORT - MT	42,000.00
Kenya	VANTAGE POINT CLEARING & FORWARDING	OV LANDSIDE TRANSPORT - MT	33,900.00
Kenya	VANTAGE POINT CLEARING & FORWARDING	OV LANDSIDE TRANSPORT - MT	32,700.00
Kenya	YALFA CARGO HANDLING LTD	OV LANDSIDE TRANSPORT - MT	126,600.00
Kenya	YALFA CARGO HANDLING LTD	OV LANDSIDE TRANSPORT - MT	50,216.70
Kenya	YALFA CARGO HANDLING LTD	OV LANDSIDE TRANSPORT - MT	48,600.00
Kenya	YALFA CARGO HANDLING LTD	OV LANDSIDE TRANSPORT - MT	48,060.00
Kenya	YALFA CARGO HANDLING LTD	OV LANDSIDE TRANSPORT - MT	42,000.00
Kenya	YALFA CARGO HANDLING LTD	OV LANDSIDE TRANSPORT - MT	42,000.00
Kenya	YALFA CARGO HANDLING LTD	OV LANDSIDE TRANSPORT - MT	30,738.00
Kenya	ZULA TRANSPORTERS	IT LANDSIDE TRANSPORT - MT	34,727.41
Kenya	ZULA TRANSPORTERS	IT LANDSIDE TRANSPORT - MT	34,590.87
Kenya	ZULA TRANSPORTERS	OFFICE SUPPLIES	50,895.04
Kenya	ZULA TRANSPORTERS	OV LANDSIDE TRANSPORT - MT	42,000.00
Kuwait	GULF AGENCY DENIZCILIK A.S.	OC FREIGHT - MT	59,495.92
Kuwait	PAOLO SCERNI S.P.A.	OC FREIGHT - MT	33,339.58
Kuwait	PAOLO SCERNI S.P.A.	OC FREIGHT - MT	30,927.03
Kuwait	SCAN GLOBAL LOGISTICS	OC FREIGHT - MT	38,489.70
Kuwait	SCAN GLOBAL LOGISTICS	OC FREIGHT - MT	38,464.70
Kyrgyz Republic	EBB LLC	IT EDP STORAGE - MT	72,943.64
Kyrgyz Republic	OOO KYRGYZ CONCEPT LTD	IT LANDSIDE TRANSPORT - MT	41,114.08

WFP continued



## Major contracts for services and works by UN organization

AGENCY			Contract Value
Location of Supplier	Name of Contractor	Description of Services	USD
Mali	ALY Sawadogo	IT LANDSIDE TRANSPORT - MT	40,645.97
Mali	ALY Sawadogo	IT LANDSIDE TRANSPORT - MT	38,629.69
Mali	ALY Sawadogo	IT LANDSIDE TRANSPORT - MT	35,994.85
Mali	ALY Sawadogo	IT LANDSIDE TRANSPORT - MT	33,651.33
Mali	ALY Sawadogo	IT LANDSIDE TRANSPORT - MT	30,120.50
Mali	BACHOUROU TOURE	IT LANDSIDE TRANSPORT - MT	195,032.94
Mali	Bakary Touré	IT LANDSIDE TRANSPORT - MT	49,353.39
Mali	BOUREIMA DIARRA	IT LANDSIDE TRANSPORT - MT	119,803.01
Mali	BOUREIMA DIARRA	IT LANDSIDE TRANSPORT - MT	95,792.78
Mali	BOUREIMA DIARRA	IT LANDSIDE TRANSPORT - MT	61,497.90
Mali	BOUREIMA DIARRA	IT LANDSIDE TRANSPORT - MT	57,816.57
Mali	BOUREIMA DIARRA	IT LANDSIDE TRANSPORT - MT	49,909.13
Mali	BOUREIMA DIARRA	IT LANDSIDE TRANSPORT - MT	48,906.23
Mali	BOUREIMA DIARRA	IT LANDSIDE TRANSPORT - MT	48,051.99
Mali	DAMCO LOGISTICS MALI	IT EDP STORAGE - MT	71,017.55
Mali	DAMCO LOGISTICS MALI	IT LANDSIDE TRANSPORT - MT	323,525.06
Mali	DJIGUE ALIOU	IT EDP STORAGE - MT	33,141.08
Mali	GIE KOUKIA SERVICES	IT LANDSIDE TRANSPORT - MT	72,595.76
Mali	GIE KOUKIA SERVICES	IT LANDSIDE TRANSPORT - MT	46,184.32
Mali	GIE KOUKIA SERVICES	IT LANDSIDE TRANSPORT - MT	34,444.33
Mali	GIE KOUKIA SERVICES	IT LANDSIDE TRANSPORT - MT	34,022.89
Mali	GIE KOUKIA SERVICES	IT LANDSIDE TRANSPORT - MT	33,282.46
Mali	Hamadoun BOCOUM	IT LANDSIDE TRANSPORT - MT	39,952.05
Mali	Mamoudou Fofana	IT LANDSIDE TRANSPORT - MT	96,493.40
Mali	Mamoudou Fofana	IT LANDSIDE TRANSPORT - MT	70,472.81
Mali	Mamoudou Fofana	IT LANDSIDE TRANSPORT - MT	48,945.18
Mali	MATRANS MALI	IT EDP STORAGE - MT	93,412.35
Mali	MATRANS MALI	IT EDP STORAGE - MT	36,345.42
Mali	MATRANS MALI	OV LANDSIDE TRANSPORT - MT	247,617.18
Mali	MATRANS MALI	OV LANDSIDE TRANSPORT - MT	234,647.46
Mali	MATRANS MALI	OV LANDSIDE TRANSPORT - MT	209,058.87
Mali	MATRANS MALI	OV LANDSIDE TRANSPORT - MT	143,230.38
Mali	MATRANS MALI	OV LANDSIDE TRANSPORT - MT	137,272.68
Mali	MATRANS MALI	OV LANDSIDE TRANSPORT - MT	135,109.95
Mali	MATRANS MALI	OV LANDSIDE TRANSPORT - MT	125,779.53
Mali	MATRANS MALI	OV LANDSIDE TRANSPORT - MT	124,180.11
Mali	MATRANS MALI	OV LANDSIDE TRANSPORT - MT	121,511.27
Mali	MATRANS MALI	OV LANDSIDE TRANSPORT - MT	120,544.22
Mali	MATRANS MALI	OV LANDSIDE TRANSPORT - MT	120,224.88
Mali	MATRANS MALI	OV LANDSIDE TRANSPORT - MT	118,546.98
Mali	MATRANS MALI	OV LANDSIDE TRANSPORT - MT	115,902.64
Mali	MATRANS MALI	OV LANDSIDE TRANSPORT - MT	115,114.32
Mali	MATRANS MALI	OV LANDSIDE TRANSPORT - MT	107,216.08
Mali	MATRANS MALI	OV LANDSIDE TRANSPORT - MT	102,439.68
Mali	MATRANS MALI	OV LANDSIDE TRANSPORT - MT	99,868.19
Mali	MATRANS MALI	OV LANDSIDE TRANSPORT - MT	96,852.56
Mali	MATRANS MALI	OV LANDSIDE TRANSPORT - MT	95,244.05
Mali	MATRANS MALI	OV LANDSIDE TRANSPORT - MT	90,057.87
Mali	MATRANS MALI	OV LANDSIDE TRANSPORT - MT	85,983.25
Mali	MATRANS MALI	OV LANDSIDE TRANSPORT - MT	82,573.94
Mali	MATRANS MALI	OV LANDSIDE TRANSPORT - MT	80,936.51
Mali	MATRANS MALI	OV LANDSIDE TRANSPORT - MT	77,243.41
Mali	MATRANS MALI	OV LANDSIDE TRANSPORT - MT	75,480.02
Mali	MATRANS MALI	OV LANDSIDE TRANSPORT - MT	74,125.57
Mali	MATRANS MALI	OV LANDSIDE TRANSPORT - MT	73,357.94
Mali	MATRANS MALI	OV LANDSIDE TRANSPORT - MT	72,499.55
Mali	MATRANS MALI	OV LANDSIDE TRANSPORT - MT	67,730.45
Mali	MATRANS MALI	OV LANDSIDE TRANSPORT - MT	67,169.10
Mali	MATRANS MALI	OV LANDSIDE TRANSPORT - MT	65,877.03
Mali	MATRANS MALI	OV LANDSIDE TRANSPORT - MT	65,692.90
Mali	MATRANS MALI	OV LANDSIDE TRANSPORT - MT	61,636.64
Mali	MATRANS MALI	OV LANDSIDE TRANSPORT - MT	60,638.88
Mali	MATRANS MALI	OV LANDSIDE TRANSPORT - MT	59,925.08
Mali	MATRANS MALI	OV LANDSIDE TRANSPORT - MT	59,925.08
Mali	MATRANS MALI	OV LANDSIDE TRANSPORT - MT	52,676.95
Mali	MATRANS MALI	OV LANDSIDE TRANSPORT - MT	52,075.57
Mali	MATRANS MALI	OV LANDSIDE TRANSPORT - MT	45,567.06
Mali	MATRANS MALI	OV LANDSIDE TRANSPORT - MT	44,625.73
Mali	MATRANS MALI	OV LANDSIDE TRANSPORT - MT	43,926.81
Mali	MATRANS MALI	OV LANDSIDE TRANSPORT - MT	43,845.11
Mali	MATRANS MALI	OV LANDSIDE TRANSPORT - MT	42,881.78
Mali	MATRANS MALI	OV LANDSIDE TRANSPORT - MT	41,358.88
Mali	MATRANS MALI	OV LANDSIDE TRANSPORT - MT	39,764.15
Mali	MATRANS MALI	OV LANDSIDE TRANSPORT - MT	38,947.44
Mali	MATRANS MALI	OV LANDSIDE TRANSPORT - MT	38,483.57
Mali	MATRANS MALI	OV LANDSIDE TRANSPORT - MT	35,717.36
Mali	MATRANS MALI	OV LANDSIDE TRANSPORT - MT	34,511.89
Mali	MATRANS MALI	OV LANDSIDE TRANSPORT - MT	34,058.62
Mali	MATRANS MALI	OV LANDSIDE TRANSPORT - MT	33,983.40
Mali	MATRANS MALI	OV LANDSIDE TRANSPORT - MT	33,840.38
Mali	MATRANS MALI	OV LANDSIDE TRANSPORT - MT	33,718.90
Mali	MATRANS MALI	OV LANDSIDE TRANSPORT - MT	33,392.92
Mali	MATRANS MALI	OV LANDSIDE TRANSPORT - MT	33,058.62
Mali	MATRANS MALI	OV LANDSIDE TRANSPORT - MT	32,269.44
Mali	MATRANS MALI	OV LANDSIDE TRANSPORT - MT	31,294.16
Mali	Mohamed Ag EL Bekaye dit Timi	IT LANDSIDE TRANSPORT - MT	39,236.20
Mali	Mountaga Tembely	IT LANDSIDE TRANSPORT - MT	36,114.69
Mali	Moussa Doucouré	IT LANDSIDE TRANSPORT - MT	152,736.45
Mali	Moussa Doucouré	IT LANDSIDE TRANSPORT - MT	84,298.49
Mali	Moussa Doucouré	IT LANDSIDE TRANSPORT - MT	74,774.56
Mali	Moussa Doucouré	IT LANDSIDE TRANSPORT - MT	54,053.63
Mali	Moussa Doucouré	IT LANDSIDE TRANSPORT - MT	40,318.59
Mali	Moussa Doucouré	IT LANDSIDE TRANSPORT - MT	34,420.01
Mali	SAHEL AVIATION SERVICES	AV AIRCRAFT CONTRACT/CHARTER - MT	180,000.00
Mali	SAHEL AVIATION SERVICES	AV AIRCRAFT CONTRACT/CHARTER - MT	180,000.00
Mali	SAHEL AVIATION SERVICES	AV AIRCRAFT CONTRACT/CHARTER - MT	180,000.00
Mali	SAHEL AVIATION SERVICES	AV AIRCRAFT CONTRACT/CHARTER - MT	180,000.00
Mali	SAHEL AVIATION SERVICES	AV AIRCRAFT CONTRACT/CHARTER - MT	180,000.00
Mali	SAHEL AVIATION SERVICES	AV AIRCRAFT CONTRACT/CHARTER - MT	180,000.00
Mali	SAHEL AVIATION SERVICES	AV AIRCRAFT CONTRACT/CHARTER - MT	180,000.00
Mali	SAHEL AVIATION SERVICES	AV AIRCRAFT CONTRACT/CHARTER - MT	180,000.00
Mali	SAHEL AVIATION SERVICES	AV AIRCRAFT CONTRACT/CHARTER - MT	180,000.00
Mali	SAHEL AVIATION SERVICES	AV AIRCRAFT CONTRACT/CHARTER - MT	180,000.00
Mali	SAHEL AVIATION SERVICES	AV AIRCRAFT CONTRACT/CHARTER - MT	132,907.50
Mali	SAHEL AVIATION SERVICES	AV AIRCRAFT CONTRACT/CHARTER - MT	118,867.50
Mali	SAHEL AVIATION SERVICES	AV AIRCRAFT CONTRACT/CHARTER - MT	84,862.50
Mali	SAHEL AVIATION SERVICES	AV AIRCRAFT CONTRACT/CHARTER - MT	74,775.00
Mali	SAHEL AVIATION SERVICES	AV AIRCRAFT CONTRACT/CHARTER - MT	57,930.00
Mali	SAHEL AVIATION SERVICES	AV AIRCRAFT CONTRACT/CHARTER - MT	54,382.50
Mali	SAHEL AVIATION SERVICES	AV AIRCRAFT CONTRACT/CHARTER - MT	46,237.50
Mali	SAHEL AVIATION SERVICES	AV AIRCRAFT CONTRACT/CHARTER - MT	40,920.00
Mali	SAHEL AVIATION SERVICES	AV AIRCRAFT CONTRACT/CHARTER - MT	35,392.50
Mali	Salah Mahamoudou Toure	IT LANDSIDE TRANSPORT - MT	55,840.04
Mali	Salah Mahamoudou Toure	IT LANDSIDE TRANSPORT - MT	50,259.89
Mali	Salah Mahamoudou Toure	IT LANDSIDE TRANSPORT - MT	48,714.95

WFP continued



## Major contracts for services and works by UN organization

AGENCY	Location of Supplier	Name of Contractor	Description of Services	Contract Value USD
Mali		Salah Mahamoudou Toure	IT LANDSIDE TRANSPORT - MT	42,917.09
Mali		Salah Mahamoudou Toure	IT LANDSIDE TRANSPORT - MT	40,850.07
Mali		Salah Mahamoudou Toure	IT LANDSIDE TRANSPORT - MT	33,258.18
Mali		Salah Mahamoudou Toure	IT LANDSIDE TRANSPORT - MT	31,968.35
Mali		SDV Mali	IT LANDSIDE TRANSPORT - MT	63,795.76
Mali		Sékou Diarra	IT LANDSIDE TRANSPORT - MT	43,752.33
Mali		Sékou Diarra	IT LANDSIDE TRANSPORT - MT	41,531.00
Mali		Sékou Diarra	IT LANDSIDE TRANSPORT - MT	31,968.35
Mali		Sidiki Komota dit Ladji	IT LANDSIDE TRANSPORT - MT	50,802.99
Mali		Sidiki Komota dit Ladji	IT LANDSIDE TRANSPORT - MT	47,657.09
Mali		Sidiki Komota dit Ladji	IT LANDSIDE TRANSPORT - MT	42,421.99
Mali		Sinaly Séréta	IT LANDSIDE TRANSPORT - MT	104,357.57
Mali		Sinaly Séréta	IT LANDSIDE TRANSPORT - MT	92,085.64
Mali		Sinaly Séréta	IT LANDSIDE TRANSPORT - MT	62,613.94
Mali		Sinaly Séréta	IT LANDSIDE TRANSPORT - MT	62,078.43
Mali		Sinaly Séréta	IT LANDSIDE TRANSPORT - MT	36,014.89
Mali		Sinaly Séréta	IT LANDSIDE TRANSPORT - MT	30,220.04
Mali		Youssouf Diarra dit Kibiss	IT LANDSIDE TRANSPORT - MT	31,671.84
Mali		Youssouf Salamanta- Transporteur	IT LANDSIDE TRANSPORT - MT	45,663.73
Mali		Youssouf Salamanta- Transporteur	IT LANDSIDE TRANSPORT - MT	42,255.38
Mali		Youssouf Salamanta- Transporteur	IT LANDSIDE TRANSPORT - MT	38,885.58
Malta		EUGENIA B NAVIGATION LTD	OC FREIGHT - MT	2,031,859.24
Malta		MEDITERRANEAN AVIATION COMPANY ITD	AV AIRCRAFT CONTRACT/CHARTER - MT	204,500.00
Malta		MEDITERRANEAN AVIATION COMPANY ITD	AV AIRCRAFT CONTRACT/CHARTER - MT	204,500.00
Malta		MEDITERRANEAN AVIATION COMPANY ITD	AV AIRCRAFT CONTRACT/CHARTER - MT	204,500.00
Malta		MEDITERRANEAN AVIATION COMPANY ITD	AV AIRCRAFT CONTRACT/CHARTER - MT	162,000.00
Malta		MEDITERRANEAN AVIATION COMPANY ITD	AV AIRCRAFT CONTRACT/CHARTER - MT	178,000.00
Malta		MEDITERRANEAN AVIATION COMPANY ITD	AV AIRCRAFT CONTRACT/CHARTER - MT	178,000.00
Malta		MEDITERRANEAN AVIATION COMPANY ITD	AV AIRCRAFT CONTRACT/CHARTER - MT	178,000.00
Malta		MEDITERRANEAN AVIATION COMPANY ITD	AV AIRCRAFT CONTRACT/CHARTER - MT	178,000.00
Malta		MEDITERRANEAN AVIATION COMPANY ITD	AV AIRCRAFT CONTRACT/CHARTER - MT	160,000.00
Malta		MEDITERRANEAN AVIATION COMPANY ITD	AV AIRCRAFT CONTRACT/CHARTER - MT	160,000.00
Malta		MEDITERRANEAN AVIATION COMPANY ITD	AV AIRCRAFT CONTRACT/CHARTER - MT	160,000.00
Malta		MEDITERRANEAN AVIATION COMPANY ITD	AV AIRCRAFT CONTRACT/CHARTER - MT	160,000.00
Malta		MEDITERRANEAN AVIATION COMPANY ITD	AV AIRCRAFT CONTRACT/CHARTER - MT	158,313.35
Malta		MEDITERRANEAN AVIATION COMPANY ITD	AV AIRCRAFT CONTRACT/CHARTER - MT	122,056.00
Malta		MEDITERRANEAN AVIATION COMPANY ITD	AV AVIATION FUEL - LOT	38,342.00
Malta		MEDITERRANEAN AVIATION COMPANY ITD	AV WAR RISK INSURANCE - MT	137,860.00
Malta		SALVO GRIMA (FREEPORT OPERATIONS) L	INSURANCE	75,255.81
Malta		SALVO GRIMA (FREEPORT OPERATIONS) L	IT OTHER - MT	35,980.21
Malta		YELLOW FUNNEL SHIPPING LTD	OC FREIGHT - MT	881,780.52
Mauritania		Etablissements N'TID	IT LANDSIDE TRANSPORT - MT	76,194.20
Mauritania		Etablissements N'TID	IT LANDSIDE TRANSPORT - MT	68,069.89
Mauritania		Etablissements N'TID	IT LANDSIDE TRANSPORT - MT	39,036.92
Mauritania		Etablissements N'TID	IT LANDSIDE TRANSPORT - MT	38,951.15
Mauritania		Etablissements N'TID	IT LANDSIDE TRANSPORT - MT	38,595.90
Mauritania		Etablissements N'TID	IT LANDSIDE TRANSPORT - MT	31,803.85
Mauritania		Etablissements N'TID	IT LANDSIDE TRANSPORT - MT	30,740.12
Mauritania		Ets EHÉL WELY	IT LANDSIDE TRANSPORT - MT	87,539.76
Mauritania		Ets EHÉL WELY	IT LANDSIDE TRANSPORT - MT	42,385.88
Mauritania		Ets EHÉL WELY	IT LANDSIDE TRANSPORT - MT	38,157.00
Mauritania		Ets EHÉL WELY	IT LANDSIDE TRANSPORT - MT	30,097.69
Mauritania		ETS LVT SARL	IT LANDSIDE TRANSPORT - MT	120,106.13
Mauritania		ETS LVT SARL	IT LANDSIDE TRANSPORT - MT	62,665.68
Mauritania		ETS LVT SARL	IT LANDSIDE TRANSPORT - MT	50,679.90
Mauritania		ETS LVT SARL	IT LANDSIDE TRANSPORT - MT	39,704.84
Mauritania		ETS LVT SARL	IT LANDSIDE TRANSPORT - MT	38,076.92
Mauritania		LOCATION VOITURES VOYAGES ET TOURIS	IT LANDSIDE TRANSPORT - MT	41,790.11
Mauritania		LOGITRUCK SARL	IT LANDSIDE TRANSPORT - MT	131,617.89
Mauritania		MAERSK MAURITANIE	IT LANDSIDE TRANSPORT - MT	330,983.78
Mauritania		MAERSK MAURITANIE	IT LANDSIDE TRANSPORT - MT	223,380.95
Mauritania		MAERSK MAURITANIE	IT LANDSIDE TRANSPORT - MT	133,087.67
Mauritania		MAERSK MAURITANIE	IT LANDSIDE TRANSPORT - MT	111,789.97
Mauritania		MAERSK MAURITANIE	IT LANDSIDE TRANSPORT - MT	92,312.09
Mauritania		MAERSK MAURITANIE	IT LANDSIDE TRANSPORT - MT	82,270.01
Mauritania		MAERSK MAURITANIE	IT LANDSIDE TRANSPORT - MT	58,566.55
Mauritania		MAERSK MAURITANIE	IT LANDSIDE TRANSPORT - MT	48,044.00
Mauritania		MAERSK MAURITANIE	IT LANDSIDE TRANSPORT - MT	44,310.67
Mauritania		MAERSK MAURITANIE	IT LANDSIDE TRANSPORT - MT	39,176.40
Mauritania		MAERSK MAURITANIE	IT OTHER - MT	142,677.00
Mauritania		MAERSK MAURITANIE	IT OTHER - MT	44,465.31
Mauritania		MAERSK MAURITANIE	IT OTHER - MT	41,638.38
Mauritania		MAERSK MAURITANIE	IT OTHER - MT	33,695.42
Mauritania		MAERSK MAURITANIE	IT OTHER - MT	33,152.00
Mauritania		MAERSK MAURITANIE	IT OTHER - MT	32,132.15
Mauritania		MAERSK MAURITANIE	IT OTHER - MT	31,661.29
Mauritania		MAURITANIENNE DE TRANSPORT	IT PORT - STORAGE - MT	61,423.23
Mauritania		MAURITANIENNE DE TRANSPORT	IT PORT - STORAGE - MT	61,344.02
Mauritania		MAURITANIENNE DE TRANSPORT	IT EDP STORAGE - MT	41,200.56
Mauritania		MAURITANIENNE DE TRANSPORT	IT OTHER - MT	46,440.84
Mauritania		Mohamed Lemine Ould Bechir	IT LANDSIDE TRANSPORT - MT	106,815.80
Mauritania		Mohamed Lemine Ould Bechir	IT LANDSIDE TRANSPORT - MT	65,047.74
Mauritania		Mohamed Lemine Ould Bechir	IT LANDSIDE TRANSPORT - MT	43,662.57
Mauritania		Mohamed Lemine Ould Bechir	IT LANDSIDE TRANSPORT - MT	38,130.15
Mauritania		Mohamed Lemine Ould Bechir	IT LANDSIDE TRANSPORT - MT	31,484.77
Mauritania		MOHAMED OULD MOHAMED MOUSTAPHA *HAN	IT LANDSIDE TRANSPORT - MT	75,564.63
Mauritania		MOHAMED OULD MOHAMED MOUSTAPHA *HAN	IT LANDSIDE TRANSPORT - MT	35,148.31
Mauritania		SOCIETE ERRIBH&EL WAVAA-Ltd	IT LANDSIDE TRANSPORT - MT	164,259.56
Mauritania		SOCIETE ERRIBH&EL WAVAA-Ltd	IT LANDSIDE TRANSPORT - MT	141,431.94
Mauritania		SOCIETE ERRIBH&EL WAVAA-Ltd	IT LANDSIDE TRANSPORT - MT	138,962.32
Mauritania		SOCIETE ERRIBH&EL WAVAA-Ltd	IT LANDSIDE TRANSPORT - MT	124,052.90
Mauritania		SOCIETE ERRIBH&EL WAVAA-Ltd	IT LANDSIDE TRANSPORT - MT	102,894.11
Mauritania		SOCIETE ERRIBH&EL WAVAA-Ltd	IT LANDSIDE TRANSPORT - MT	99,881.65
Mauritania		SOCIETE ERRIBH&EL WAVAA-Ltd	IT LANDSIDE TRANSPORT - MT	84,686.47
Mauritania		SOCIETE ERRIBH&EL WAVAA-Ltd	IT LANDSIDE TRANSPORT - MT	75,774.22
Mauritania		SOCIETE ERRIBH&EL WAVAA-Ltd	IT LANDSIDE TRANSPORT - MT	72,506.85
Mauritania		SOCIETE ERRIBH&EL WAVAA-Ltd	IT LANDSIDE TRANSPORT - MT	69,935.61
Mauritania		SOCIETE ERRIBH&EL WAVAA-Ltd	IT LANDSIDE TRANSPORT - MT	60,575.73
Mauritania		SOCIETE ERRIBH&EL WAVAA-Ltd	IT LANDSIDE TRANSPORT - MT	53,186.37
Mauritania		SOCIETE ERRIBH&EL WAVAA-Ltd	IT LANDSIDE TRANSPORT - MT	52,766.65
Mauritania		SOCIETE ERRIBH&EL WAVAA-Ltd	IT LANDSIDE TRANSPORT - MT	52,043.52
Mauritania		SOCIETE ERRIBH&EL WAVAA-Ltd	IT LANDSIDE TRANSPORT - MT	49,402.26
Mauritania		SOCIETE ERRIBH&EL WAVAA-Ltd	IT LANDSIDE TRANSPORT - MT	45,941.27
Mauritania		SOCIETE ERRIBH&EL WAVAA-Ltd	IT LANDSIDE TRANSPORT - MT	42,781.25
Mauritania		SOCIETE ERRIBH&EL WAVAA-Ltd	IT LANDSIDE TRANSPORT - MT	42,646.17
Mauritania		SOCIETE ERRIBH&EL WAVAA-Ltd	IT LANDSIDE TRANSPORT - MT	42,146.70
Mauritania		SOCIETE ERRIBH&EL WAVAA-Ltd	IT LANDSIDE TRANSPORT - MT	40,680.05
Mauritania		SOCIETE ERRIBH&EL WAVAA-Ltd	IT LANDSIDE TRANSPORT - MT	39,120.98
Mauritania		SOCIETE ERRIBH&EL WAVAA-Ltd	IT LANDSIDE TRANSPORT - MT	38,712.33
Mauritania		SOCIETE ERRIBH&EL WAVAA-Ltd	IT LANDSIDE TRANSPORT - MT	38,704.66
Mauritania		SOCIETE ERRIBH&EL WAVAA-Ltd	IT LANDSIDE TRANSPORT - MT	36,738.01
Mauritania		SOCIETE ERRIBH&EL WAVAA-Ltd	IT LANDSIDE TRANSPORT - MT	35,403.24

WFP continued







## Major contracts for services and works by UN organization

AGENCY	Location of Supplier	Name of Contractor	Description of Services	Contract Value USD
Nepal		BHERI ZONAL TRUCK,MINITRUCK,TANKER	IT LANDSIDE TRANSPORT - MT	45,703.22
Nepal		GARUD SECURITIES P. LTD	SAFETY & SEC. SERV	57,324.84
Nepal		GOMA AIR (P) LTD	IT AV AIRCRAFT CHARTER - MT	254,388.00
Nepal		GOMA AIR (P) LTD	IT AV AIRCRAFT CHARTER - MT	107,250.00
Nepal		GOMA AIR (P) LTD	IT AV AIRCRAFT CHARTER - MT	58,725.00
Nepal		GYAN AGRI WAREHOUSING AND COLLATERA	IT OTHER - MT	42,570.00
Nepal		HIMALI DHUWANI SEWA	IT LANDSIDE TRANSPORT - MT	241,811.13
Nepal		HIMALI DHUWANI SEWA	IT LANDSIDE TRANSPORT - MT	167,076.38
Nepal		HIMALI DHUWANI SEWA	IT LANDSIDE TRANSPORT - MT	105,285.60
Nepal		KK Paravhan Sewa	IT LANDSIDE TRANSPORT - MT	47,257.69
Nepal		KK Paravhan Sewa	IT LANDSIDE TRANSPORT - MT	41,361.74
Nepal		KK Paravhan Sewa	IT LANDSIDE TRANSPORT - MT	40,531.12
Nepal		MAKALU AIR PVT LTD	IT AV AIRCRAFT CHARTER - MT	254,388.00
Nepal		MAKALU AIR PVT LTD	IT AV AIRCRAFT CHARTER - MT	202,500.00
Nepal		MID WESTERN REGION TRUCK & TRACTOR	IT LANDSIDE TRANSPORT - MT	249,460.26
Nepal		MID WESTERN REGION TRUCK & TRACTOR	IT LANDSIDE TRANSPORT - MT	71,303.76
Nepal		MID WESTERN REGION TRUCK & TRACTOR	IT LANDSIDE TRANSPORT - MT	62,803.92
Nepal		PANDEYA DHUWANI SEWA	IT LANDSIDE TRANSPORT - MT	391,344.43
Nepal		PANDEYA DHUWANI SEWA	IT LANDSIDE TRANSPORT - MT	270,477.66
Nepal		SETI KARNALI DHUWANI SEWA	IT LANDSIDE TRANSPORT - MT	36,108.29
Nepal		SHREE DURGA DEVI S S SUPPLIERS	IT LANDSIDE TRANSPORT - MT	256,924.07
Nepal		SHREE DURGA DEVI S S SUPPLIERS	IT LANDSIDE TRANSPORT - MT	115,541.00
Nepal		SHREE DURGA DEVI S S SUPPLIERS	IT LANDSIDE TRANSPORT - MT	58,199.11
Nepal		SHREE DURGA DEVI S S SUPPLIERS	IT LANDSIDE TRANSPORT - MT	38,451.13
Nepal		SITA AIR P. LTD	IT AV AIRCRAFT CHARTER - MT	117,856.00
Nepal		TARA AIR PVT LTD	IT AV AIRCRAFT CHARTER - MT	133,936.50
Netherlands		BLUE MARLIN CHARTERING N.V.	OC FREIGHT - MT	117,802.08
Netherlands		Damco Logistics Brasil	OC FREIGHT - MT	36,666.37
Netherlands		Mur Shipping BV	OC FREIGHT - MT	460,540.37
Netherlands		RHENUS LOGISTICS NV	OC FREIGHT - MT	53,775.50
Netherlands		RHENUS LOGISTICS NV	OC FREIGHT - MT	52,818.27
Netherlands		RHENUS LOGISTICS NV	OC FREIGHT - MT	47,794.22
Netherlands		RHENUS LOGISTICS NV	OC FREIGHT - MT	42,325.56
Netherlands		RHENUS LOGISTICS NV	OC FREIGHT - MT	36,200.74
Netherlands		RHENUS LOGISTICS NV	OC FREIGHT - MT	36,199.02
Netherlands		SCAN GLOBAL LOGISTICS	OC FREIGHT - MT	51,203.34
Netherlands		SCAN GLOBAL LOGISTICS	OC FREIGHT - MT	34,539.64
Nicaragua		INDUSTRIES ASOCIADAS MAQUILADORAS	IT TSHIP WAREHOUSE RENTAL - MT	67,154.64
Nicaragua		Jorge Daniel Lopez Blandon	IT LANDSIDE TRANSPORT - MT	158,067.65
Nicaragua		Jorge Daniel Lopez Blandon	IT LANDSIDE TRANSPORT - MT	36,003.95
Niger		AZIMA TRANSPORT	IT LANDSIDE TRANSPORT - MT	39,141.31
Niger		CAT NIGER S.A.	OV LANDSIDE TRANSPORT - MT	264,105.73
Niger		DAMCO NIGER	OV FREIGHT - MT	227,808.51
Niger		DAMCO NIGER	OV FREIGHT - MT	40,205.51
Niger		ENTREPRISE ZOUWEYE	IT LANDSIDE TRANSPORT - MT	72,868.89
Niger		GETMA NIGER SARL	OV LANDSIDE TRANSPORT - MT	583,289.74
Niger		MAHAMANE BASSIROU DAN GARA SOULEY	IT EDP STORAGE - MT	30,346.75
Niger		NIGER LABOUR	IT EDP STORAGE - MT	49,474.41
Niger		Salifou Malam Issa	IT LANDSIDE TRANSPORT - MT	41,698.07
Niger		SDV NIGER	OV LANDSIDE TRANSPORT - MT	379,560.34
Niger		SDV NIGER	OV LANDSIDE TRANSPORT - MT	159,196.40
Niger		SDV NIGER	OV LANDSIDE TRANSPORT - MT	60,853.43
Niger		SOLUTION RH (INTERIM TRAVAIL GESTI	IT EDP STORAGE - MT	95,639.23
Niger		SOLUTION RH (INTERIM TRAVAIL GESTI	IT EDP STORAGE - MT	78,480.77
Niger		SOLUTION RH (INTERIM TRAVAIL GESTI	IT EDP STORAGE - MT	75,845.24
Niger		SOLUTION RH (INTERIM TRAVAIL GESTI	IT EDP STORAGE - MT	66,278.23
Niger		SOLUTION RH (INTERIM TRAVAIL GESTI	IT EDP STORAGE - MT	49,368.19
Niger		SOLUTION RH (INTERIM TRAVAIL GESTI	IT EDP STORAGE - MT	47,591.14
Niger		SOLUTION RH (INTERIM TRAVAIL GESTI	IT EDP STORAGE - MT	38,977.51
Nigeria		BALLAST AGENCIES NIGERIA LTD	OV LANDSIDE TRANSPORT - MT	588,000.00
Nigeria		BALLAST AGENCIES NIGERIA LTD	OV LANDSIDE TRANSPORT - MT	539,000.00
Pakistan		4BROS	IT TSHIP WAREHOUSE RENTAL - MT	43,599.00
Pakistan		Adil International (PVT) Limited	IT TSHIP WAREHOUSE RENTAL - MT	39,173.81
Pakistan		Adil International (PVT) Limited	IT TSHIP WAREHOUSE RENTAL - MT	38,465.55
Pakistan		Adil International (PVT) Limited	IT TSHIP WAREHOUSE RENTAL - MT	37,808.91
Pakistan		Adil International (PVT) Limited	IT TSHIP WAREHOUSE RENTAL - MT	36,382.47
Pakistan		AL IMRAN FLOUR MILLS	MILLING - MT	39,786.08
Pakistan		Al-Kausar Flour & General Mills	MILLING - MT	33,268.02
Pakistan		BAKHITAR MUSLIM TRANSPORT	OV LANDSIDE TRANSPORT - MT	100,921.56
Pakistan		BAKHITAR MUSLIM TRANSPORT	OV LANDSIDE TRANSPORT - MT	47,173.62
Pakistan		BAKHITAR MUSLIM TRANSPORT	OV LANDSIDE TRANSPORT - MT	37,658.17
Pakistan		BASIC EDUCATION AND EMPLOYABLE SKIL	IT TSHIP WAREHOUSE RENTAL - MT	100,805.49
Pakistan		BASIC EDUCATION AND EMPLOYABLE SKIL	IT TSHIP WAREHOUSE RENTAL - MT	92,482.35
Pakistan		BASIC EDUCATION AND EMPLOYABLE SKIL	IT TSHIP WAREHOUSE RENTAL - MT	46,454.40
Pakistan		BASIC EDUCATION AND EMPLOYABLE SKIL	IT TSHIP WAREHOUSE RENTAL - MT	45,096.30
Pakistan		DIRECTOR FOOD GOVERNMENT OF KHYBER	IT OTHER - MT	45,138.22
Pakistan		DYNAMIC LOGISTICS INTERNATIONAL(PVT	IT LANDSIDE TRANSPORT - MT	340,834.03
Pakistan		FAUJI AKBAR PORTIA MARINE TERMINALS	IT PORT - STEVEDORING - MT	407,423.00
Pakistan		FAUJI AKBAR PORTIA MARINE TERMINALS	IT PORT - STEVEDORING - MT	287,731.84
Pakistan		FAUJI AKBAR PORTIA MARINE TERMINALS	IT PORT - STEVEDORING - MT	232,155.00
Pakistan		FAUJI AKBAR PORTIA MARINE TERMINALS	IT PORT - STEVEDORING - MT	231,165.00
Pakistan		FAUJI AKBAR PORTIA MARINE TERMINALS	IT PORT - STEVEDORING - MT	179,473.00
Pakistan		FAUJI AKBAR PORTIA MARINE TERMINALS	IT PORT - STEVEDORING - MT	137,640.00
Pakistan		Haji Mohammad Farooq	IT LANDSIDE TRANSPORT - MT	33,505.28
Pakistan		Haji Muhammadi & CO	IT LANDSIDE TRANSPORT - MT	60,082.79
Pakistan		Humayun & Company	IT LANDSIDE TRANSPORT - MT	157,968.86
Pakistan		Humayun & Company	IT LANDSIDE TRANSPORT - MT	51,792.76
Pakistan		Humayun & Company	IT LANDSIDE TRANSPORT - MT	49,813.01
Pakistan		Humayun & Company	OV LANDSIDE TRANSPORT - MT	390,342.56
Pakistan		JAM GOODS CARRIAGE CONTRACTOR	IT LANDSIDE TRANSPORT - MT	99,658.54
Pakistan		JAM GOODS CARRIAGE CONTRACTOR	IT LANDSIDE TRANSPORT - MT	78,101.93
Pakistan		JAM GOODS CARRIAGE CONTRACTOR	IT LANDSIDE TRANSPORT - MT	48,632.03
Pakistan		JAM GOODS CARRIAGE CONTRACTOR	IT LANDSIDE TRANSPORT - MT	30,681.95
Pakistan		JAM GOODS CARRIAGE CONTRACTOR	OV FREIGHT - MT	108,386.67
Pakistan		JAM GOODS CARRIAGE CONTRACTOR	OV FREIGHT - MT	70,488.36
Pakistan		JAM GOODS CARRIAGE CONTRACTOR	OV FREIGHT - MT	45,370.18
Pakistan		JAM GOODS CARRIAGE CONTRACTOR	OV LANDSIDE TRANSPORT - MT	73,826.71
Pakistan		JAM GOODS CARRIAGE CONTRACTOR	OV LANDSIDE TRANSPORT - MT	71,741.08
Pakistan		JAM GOODS CARRIAGE CONTRACTOR	OV LANDSIDE TRANSPORT - MT	71,547.37
Pakistan		JAM GOODS CARRIAGE CONTRACTOR	OV LANDSIDE TRANSPORT - MT	61,775.60
Pakistan		JAM GOODS CARRIAGE CONTRACTOR	OV LANDSIDE TRANSPORT - MT	59,573.26
Pakistan		JAM GOODS CARRIAGE CONTRACTOR	OV LANDSIDE TRANSPORT - MT	39,086.13
Pakistan		JAM GOODS CARRIAGE CONTRACTOR	OV LANDSIDE TRANSPORT - MT	38,231.73
Pakistan		M S Allied and Co	OV LANDSIDE TRANSPORT - MT	33,687.10
Pakistan		M. ABBAS AND CO	IT LANDSIDE TRANSPORT - MT	587,564.04
Pakistan		M. ABBAS AND CO	IT LANDSIDE TRANSPORT - MT	157,940.39
Pakistan		M. ABBAS AND CO	IT LANDSIDE TRANSPORT - MT	156,518.81
Pakistan		M. ABBAS AND CO	IT LANDSIDE TRANSPORT - MT	140,699.53
Pakistan		M. ABBAS AND CO	IT LANDSIDE TRANSPORT - MT	135,715.76
Pakistan		M. ABBAS AND CO	IT LANDSIDE TRANSPORT - MT	80,017.49
Pakistan		M. ABBAS AND CO	IT LANDSIDE TRANSPORT - MT	69,321.57
Pakistan		M. ABBAS AND CO	IT LANDSIDE TRANSPORT - MT	56,139.30
Pakistan		M. ABBAS AND CO	IT LANDSIDE TRANSPORT - MT	53,336.59
WFP continued				

## Major contracts for services and works by UN organization

AGENCY			Contract Value
Location of Supplier	Name of Contractor	Description of Services	USD
Pakistan	M. ABBAS AND CO	IT LANDSIDE TRANSPORT - MT	48,751.13
Pakistan	M. ABBAS AND CO	IT LANDSIDE TRANSPORT - MT	44,830.82
Pakistan	M. ABBAS AND CO	IT LANDSIDE TRANSPORT - MT	41,973.98
Pakistan	M. ABBAS AND CO	IT LANDSIDE TRANSPORT - MT	41,933.92
Pakistan	M. ABBAS AND CO	IT LANDSIDE TRANSPORT - MT	39,190.67
Pakistan	M. ABBAS AND CO	IT LANDSIDE TRANSPORT - MT	36,144.27
Pakistan	M. ABBAS AND CO	IT LANDSIDE TRANSPORT - MT	34,553.52
Pakistan	M. ABBAS AND CO	OV LANDSIDE TRANSPORT - MT	80,782.79
Pakistan	M. ABBAS AND CO	OV LANDSIDE TRANSPORT - MT	57,169.92
Pakistan	M. ABBAS AND CO	OV LANDSIDE TRANSPORT - MT	36,611.41
Pakistan	M. ABBAS AND CO	OV LANDSIDE TRANSPORT - MT	30,977.29
Pakistan	M. ABBAS AND CO	OV PORT STORAGE - MT	76,785.78
Pakistan	M.R Logistics (Pvt) LTD	AV AVIATION FUEL STORAGE/EQUIPMENT - MT	60,326.46
Pakistan	M.R Logistics (Pvt) LTD	IT LANDSIDE TRANSPORT - MT	121,547.89
Pakistan	M.R Logistics (Pvt) LTD	IT LANDSIDE TRANSPORT - MT	72,191.61
Pakistan	M.R Logistics (Pvt) LTD	IT LANDSIDE TRANSPORT - MT	66,929.31
Pakistan	M.R Logistics (Pvt) LTD	IT LANDSIDE TRANSPORT - MT	50,139.89
Pakistan	M.R Logistics (Pvt) LTD	IT LANDSIDE TRANSPORT - MT	46,513.35
Pakistan	M.R Logistics (Pvt) LTD	IT LANDSIDE TRANSPORT - MT	41,295.20
Pakistan	M.R Logistics (Pvt) LTD	IT LANDSIDE TRANSPORT - MT	40,217.78
Pakistan	M.R Logistics (Pvt) LTD	IT LANDSIDE TRANSPORT - MT	31,299.56
Pakistan	M.R Logistics (Pvt) LTD	IT PORT - STORAGE - MT	53,563.35
Pakistan	M.R Logistics (Pvt) LTD	IT PORT - STORAGE - MT	50,572.15
Pakistan	M.R Logistics (Pvt) LTD	OV LANDSIDE TRANSPORT - MT	79,272.11
Pakistan	M.R Logistics (Pvt) LTD	OV LANDSIDE TRANSPORT - MT	55,397.54
Pakistan	M.R Logistics (Pvt) LTD	OV LANDSIDE TRANSPORT - MT	51,281.48
Pakistan	M.R Logistics (Pvt) LTD	OV LANDSIDE TRANSPORT - MT	51,226.47
Pakistan	M.R Logistics (Pvt) LTD	OV LANDSIDE TRANSPORT - MT	48,981.81
Pakistan	M.R Logistics (Pvt) LTD	OV LANDSIDE TRANSPORT - MT	46,204.27
Pakistan	M.R Logistics (Pvt) LTD	OV LANDSIDE TRANSPORT - MT	35,853.25
Pakistan	M.R Logistics (Pvt) LTD	OV LANDSIDE TRANSPORT - MT	31,719.08
Pakistan	M.R Logistics (Pvt) LTD	OV LANDSIDE TRANSPORT - MT	31,631.58
Pakistan	MOHAMMAD IQBAL	IT LANDSIDE TRANSPORT - MT	143,736.07
Pakistan	MOHAMMAD IQBAL	IT LANDSIDE TRANSPORT - MT	55,090.04
Pakistan	MOHAMMAD IQBAL	IT LANDSIDE TRANSPORT - MT	35,256.17
Pakistan	MOHAMMAD IQBAL	MEET /TRAIN /WORKSH.	39,920.33
Pakistan	MOHAMMAD IQBAL	OV FREIGHT - MT	33,597.44
Pakistan	MOHAMMAD IQBAL	OV LANDSIDE TRANSPORT - MT	87,684.57
Pakistan	MOHAMMAD IQBAL	OV LANDSIDE TRANSPORT - MT	45,556.25
Pakistan	MOHAMMAD IQBAL	OV LANDSIDE TRANSPORT - MT	39,654.39
Pakistan	MOHAMMAD IQBAL	OV LANDSIDE TRANSPORT - MT	31,340.62
Pakistan	MOHAMMAD IQBAL	OV LANDSIDE TRANSPORT - MT	30,965.27
Pakistan	MOHAMMAD IQBAL	OV PORT STORAGE - MT	387,821.67
Pakistan	MOHMAND HANDLING SERVICES	IT TSHIP WAREHOUSE RENTAL - MT	36,131.14
Pakistan	MOHMAND HANDLING SERVICES	IT TSHIP WAREHOUSE RENTAL - MT	35,519.28
Pakistan	MURAD & CO.	IT LANDSIDE TRANSPORT - MT	750,744.04
Pakistan	MURAD & CO.	IT LANDSIDE TRANSPORT - MT	95,735.52
Pakistan	MURAD & CO.	IT LANDSIDE TRANSPORT - MT	71,371.79
Pakistan	MURAD & CO.	IT LANDSIDE TRANSPORT - MT	55,697.53
Pakistan	MURAD & CO.	OV FREIGHT - MT	127,285.35
Pakistan	MURAD & CO.	OV FREIGHT - MT	97,751.28
Pakistan	MURAD & CO.	OV FREIGHT - MT	70,446.33
Pakistan	MURAD & CO.	OV FREIGHT - MT	30,447.94
Pakistan	MURAD & CO.	OV LANDSIDE TRANSPORT - MT	399,792.85
Pakistan	NASRULLAH KHAN & CO	IT LANDSIDE TRANSPORT - MT	44,715.31
Pakistan	NASRULLAH KHAN & CO	IT LANDSIDE TRANSPORT - MT	33,617.48
Pakistan	NLC-OIC, NLC, GHQ RAWALPINDI	OV LANDSIDE TRANSPORT - MT	229,608.62
Pakistan	NLC-OIC, NLC, GHQ RAWALPINDI	OV LANDSIDE TRANSPORT - MT	88,739.50
Pakistan	NLC-OIC, NLC, GHQ RAWALPINDI	OV LANDSIDE TRANSPORT - MT	49,022.72
Pakistan	ORIA KHEL TRANSPORT CO	IT LANDSIDE TRANSPORT - MT	34,569.60
Pakistan	ORIA KHEL TRANSPORT CO	OV LANDSIDE TRANSPORT - MT	105,247.71
Pakistan	ORIA KHEL TRANSPORT CO	OV LANDSIDE TRANSPORT - MT	88,542.21
Pakistan	ORIA KHEL TRANSPORT CO	OV LANDSIDE TRANSPORT - MT	75,820.38
Pakistan	ORIA KHEL TRANSPORT CO	OV LANDSIDE TRANSPORT - MT	63,934.26
Pakistan	ORIA KHEL TRANSPORT CO	OV LANDSIDE TRANSPORT - MT	56,475.23
Pakistan	ORIA KHEL TRANSPORT CO	OV LANDSIDE TRANSPORT - MT	54,981.85
Pakistan	ORIA KHEL TRANSPORT CO	OV LANDSIDE TRANSPORT - MT	53,733.07
Pakistan	ORIA KHEL TRANSPORT CO	OV LANDSIDE TRANSPORT - MT	46,444.23
Pakistan	ORIA KHEL TRANSPORT CO	OV LANDSIDE TRANSPORT - MT	45,292.19
Pakistan	ORIA KHEL TRANSPORT CO	OV LANDSIDE TRANSPORT - MT	36,568.06
Pakistan	ORIA KHEL TRANSPORT CO	OV LANDSIDE TRANSPORT - MT	35,794.20
Pakistan	ORIA KHEL TRANSPORT CO	OV LANDSIDE TRANSPORT - MT	31,517.27
Pakistan	ORIA KHEL TRANSPORT CO	OV LANDSIDE TRANSPORT - MT	30,791.51
Pakistan	Passco Govt of Pakistan	IT OTHER - MT	30,192.95
Pakistan	QURESHI GOODS TRANSPORT COMPANY	IT LANDSIDE TRANSPORT - MT	30,443.18
Pakistan	Rawalpindi Floor & General Mills LT	MILLING - MT	31,668.29
Pakistan	RIGGI LALMA FLOUR & GENERAL MILLS	MILLING - MT	43,841.15
Pakistan	Seven Star Traders	IT LANDSIDE TRANSPORT - MT	35,144.86
Pakistan	Seven Star Traders	OV LANDSIDE TRANSPORT - MT	161,238.33
Pakistan	Seven Star Traders	OV LANDSIDE TRANSPORT - MT	133,164.65
Pakistan	Seven Star Traders	OV LANDSIDE TRANSPORT - MT	82,348.92
Pakistan	Seven Star Traders	OV LANDSIDE TRANSPORT - MT	52,838.25
Pakistan	Seven Star Traders	OV LANDSIDE TRANSPORT - MT	47,657.59
Pakistan	Seven Star Traders	OV LANDSIDE TRANSPORT - MT	43,211.07
Pakistan	Shabbir Ahmed	IT PORT - STORAGE - MT	93,114.01
Pakistan	Shabbir Ahmed	MEET /TRAIN /WORKSH.	55,431.13
Pakistan	SHADAB MOVERS CARRIAGE COMPANY	IT LANDSIDE TRANSPORT - MT	88,584.39
Pakistan	SHADAB MOVERS CARRIAGE COMPANY	OV FREIGHT - MT	49,442.62
Pakistan	SHAFIQ OBAID TRANSPORT	OV LANDSIDE TRANSPORT - MT	223,242.04
Pakistan	SHAFIQ OBAID TRANSPORT	OV LANDSIDE TRANSPORT - MT	180,466.51
Pakistan	SHAFIQ OBAID TRANSPORT	OV LANDSIDE TRANSPORT - MT	172,865.78
Pakistan	SHAFIQ OBAID TRANSPORT	OV LANDSIDE TRANSPORT - MT	135,114.24
Pakistan	SHAFIQ OBAID TRANSPORT	OV LANDSIDE TRANSPORT - MT	108,336.40
Pakistan	SHAFIQ OBAID TRANSPORT	OV LANDSIDE TRANSPORT - MT	102,616.18
Pakistan	SHAFIQ OBAID TRANSPORT	OV LANDSIDE TRANSPORT - MT	99,773.73
Pakistan	SHAFIQ OBAID TRANSPORT	OV LANDSIDE TRANSPORT - MT	96,113.19
Pakistan	SHAFIQ OBAID TRANSPORT	OV LANDSIDE TRANSPORT - MT	81,684.73
Pakistan	SHAFIQ OBAID TRANSPORT	OV LANDSIDE TRANSPORT - MT	76,462.94
Pakistan	SHAFIQ OBAID TRANSPORT	OV LANDSIDE TRANSPORT - MT	72,547.02
Pakistan	SHAFIQ OBAID TRANSPORT	OV LANDSIDE TRANSPORT - MT	72,289.20
Pakistan	SHAFIQ OBAID TRANSPORT	OV LANDSIDE TRANSPORT - MT	55,332.37
Pakistan	SHAFIQ OBAID TRANSPORT	OV LANDSIDE TRANSPORT - MT	43,429.83
Pakistan	SHAFIQ OBAID TRANSPORT	OV LANDSIDE TRANSPORT - MT	38,606.52
Pakistan	SHAFIQ OBAID TRANSPORT	OV LANDSIDE TRANSPORT - MT	32,564.16
Pakistan	Sindh Punjab Traders	IT PORT - STORAGE - MT	33,039.65
Pakistan	Supreme Carriage International	MEET /TRAIN /WORKSH.	41,089.49
Pakistan	Syed Abdul Wali & Co	IT LANDSIDE TRANSPORT - MT	96,863.84
Pakistan	Syed Abdul Wali & Co	IT LANDSIDE TRANSPORT - MT	80,776.06
Pakistan	Syed Abdul Wali & Co	OV FREIGHT - MT	31,689.65
Pakistan	Tracon Services PVT LTD	IT LANDSIDE TRANSPORT - MT	107,961.94
Pakistan	Tracon Services PVT LTD	IT LANDSIDE TRANSPORT - MT	59,316.30
Pakistan	Tracon Services PVT LTD	OV LANDSIDE TRANSPORT - MT	200,680.07
Pakistan	Tracon Services PVT LTD	OV LANDSIDE TRANSPORT - MT	137,769.09

WFP continued



## Major contracts for services and works by UN organization

AGENCY	Location of Supplier	Name of Contractor	Description of Services	Contract Value USD
Pakistan		Tracon Services PVT LTD	OV LANDSIDE TRANSPORT - MT	120,408.04
Pakistan		Tracon Services PVT LTD	OV LANDSIDE TRANSPORT - MT	103,451.37
Pakistan		Tracon Services PVT LTD	OV LANDSIDE TRANSPORT - MT	94,923.85
Pakistan		Tracon Services PVT LTD	OV LANDSIDE TRANSPORT - MT	60,204.02
Pakistan		Tracon Services PVT LTD	OV LANDSIDE TRANSPORT - MT	57,797.90
Pakistan		Tracon Services PVT LTD	OV LANDSIDE TRANSPORT - MT	57,797.90
Pakistan		Tracon Services PVT LTD	OV LANDSIDE TRANSPORT - MT	45,923.03
Pakistan		Tracon Services PVT LTD	OV LANDSIDE TRANSPORT - MT	42,385.12
Pakistan		Tracon Services PVT LTD	OV LANDSIDE TRANSPORT - MT	30,585.34
Pakistan		Tracon Services PVT LTD	OV LANDSIDE TRANSPORT - MT	30,096.92
Pakistan		Tracon Services PVT LTD	OV PORT STEVEDORING - MT	41,299.24
Pakistan		Tracon Services PVT LTD	OV PORT STORAGE - MT	140,476.05
Palestine (State of)		Al-Khaled Company for Trading &Gene	IT LANDSIDE TRANSPORT - MT	40,456.75
Palestine (State of)		Al-Khaled Company for Trading &Gene	IT LANDSIDE TRANSPORT - MT	38,978.07
Palestine (State of)		DELTA INTERNATIONAL LOGISTICS	IT EDP STORAGE - MT	50,936.14
Palestine (State of)		DELTA INTERNATIONAL LOGISTICS	IT EDP STORAGE - MT	32,100.71
Palestine (State of)		DELTA INTERNATIONAL LOGISTICS	IT EDP STORAGE - MT	30,750.29
Palestine (State of)		DELTA INTERNATIONAL LOGISTICS	IT EDP STORAGE - MT	30,576.11
Palestine (State of)		DELTA INTERNATIONAL LOGISTICS	IT LANDSIDE TRANSPORT - MT	48,200.16
Palestine (State of)		DELTA INTERNATIONAL LOGISTICS	IT LANDSIDE TRANSPORT - MT	41,741.40
Palestine (State of)		DELTA INTERNATIONAL LOGISTICS	IT LANDSIDE TRANSPORT - MT	41,552.71
Palestine (State of)		DELTA INTERNATIONAL LOGISTICS	IT LANDSIDE TRANSPORT - MT	40,438.11
Palestine (State of)		DELTA INTERNATIONAL LOGISTICS	IT LANDSIDE TRANSPORT - MT	39,168.28
Palestine (State of)		DELTA INTERNATIONAL LOGISTICS	IT LANDSIDE TRANSPORT - MT	35,286.67
Palestine (State of)		DELTA INTERNATIONAL LOGISTICS	IT LANDSIDE TRANSPORT - MT	33,250.51
Palestine (State of)		DELTA INTERNATIONAL LOGISTICS	IT LANDSIDE TRANSPORT - MT	32,467.20
Palestine (State of)		DELTA INTERNATIONAL LOGISTICS	IT LANDSIDE TRANSPORT - MT	32,027.18
Palestine (State of)		DELTA INTERNATIONAL LOGISTICS	IT LANDSIDE TRANSPORT - MT	31,974.93
Palestine (State of)		DELTA INTERNATIONAL LOGISTICS	IT LANDSIDE TRANSPORT - MT	30,770.70
Palestine (State of)		DELTA INTERNATIONAL LOGISTICS	IT LANDSIDE TRANSPORT - MT	30,242.08
Palestine (State of)		DELTA INTERNATIONAL LOGISTICS	IT TSHIP WAREHOUSE RENTAL - MT	61,234.73
Palestine (State of)		DELTA INTERNATIONAL LOGISTICS	IT TSHIP WAREHOUSE RENTAL - MT	53,585.71
Palestine (State of)		DELTA INTERNATIONAL LOGISTICS	IT TSHIP WAREHOUSE RENTAL - MT	48,929.71
Palestine (State of)		Eid khader Murtada Maslamani	IT TSHIP WAREHOUSE RENTAL - MT	145,864.43
Palestine (State of)		Eid khader Murtada Maslamani	IT TSHIP WAREHOUSE RENTAL - MT	140,928.17
Palestine (State of)		GESCO General Superintendence Compa	IT PORT - STORAGE - MT	88,440.96
Palestine (State of)		GESCO General Superintendence Compa	IT PORT - STORAGE - MT	83,132.69
Palestine (State of)		GESCO General Superintendence Compa	IT PORT - STORAGE - MT	77,458.93
Palestine (State of)		GESCO General Superintendence Compa	IT PORT - STORAGE - MT	73,752.95
Palestine (State of)		GESCO General Superintendence Compa	IT PORT - STORAGE - MT	57,312.67
Palestine (State of)		GESCO General Superintendence Compa	IT PORT - STORAGE - MT	50,366.45
Palestine (State of)		GESCO General Superintendence Compa	IT PORT - STORAGE - MT	44,460.64
Palestine (State of)		GESCO General Superintendence Compa	IT PORT - STORAGE - MT	40,490.08
Palestine (State of)		Raise Middle East LTD	IT LANDSIDE TRANSPORT - MT	83,235.57
Palestine (State of)		TERMINAL 207 LTD	IT PORT - STORAGE - MT	43,763.87
Palestine (State of)		ZALLOUM TRANSPORTATION	IT LANDSIDE TRANSPORT - MT	33,287.40
Philippines		ASD CONCRETE PRODUCTS ENTERPRISES	IT LANDSIDE TRANSPORT - MT	57,755.37
Philippines		ASD CONCRETE PRODUCTS ENTERPRISES	IT LANDSIDE TRANSPORT - MT	42,248.33
Philippines		ASD CONCRETE PRODUCTS ENTERPRISES	IT LANDSIDE TRANSPORT - MT	39,965.98
Philippines		ASD CONCRETE PRODUCTS ENTERPRISES	IT LANDSIDE TRANSPORT - MT	35,189.99
Philippines		M and M TRUCKING	IT LANDSIDE TRANSPORT - MT	50,336.88
Philippines		M and M TRUCKING	IT LANDSIDE TRANSPORT - MT	34,292.16
Philippines		RB MOTOR PARTS AND CONSTRUCTION SUP	IT LANDSIDE TRANSPORT - MT	55,023.88
Portugal		RHENUS LOGISTICS NV	OC FREIGHT - MT	47,040.29
Republic of Korea		COMPLANT INTERNATIONAL TRANSPORTATI	OC FREIGHT - MT	38,305.00
Republic of Korea		COMPLANT INTERNATIONAL TRANSPORTATI	OC FREIGHT - MT	36,673.95
Republic of Korea		COMPLANT INTERNATIONAL TRANSPORTATI	OC FREIGHT - MT	36,645.00
Republic of Korea		COMPLANT INTERNATIONAL TRANSPORTATI	OC FREIGHT - MT	34,868.00
Republic of Korea		NATIONAL COORDINATING COMMITTEE	IT LANDSIDE TRANSPORT - MT	390,592.06
Republic of Korea		NATIONAL COORDINATING COMMITTEE	IT LANDSIDE TRANSPORT - MT	1280,587.80
Republic of Korea		NATIONAL COORDINATING COMMITTEE	IT LANDSIDE TRANSPORT - MT	272,526.19
Republic of Korea		NATIONAL COORDINATING COMMITTEE	IT LANDSIDE TRANSPORT - MT	221,209.20
Republic of Korea		NATIONAL COORDINATING COMMITTEE	IT LANDSIDE TRANSPORT - MT	170,944.63
Republic of Korea		NATIONAL COORDINATING COMMITTEE	IT LANDSIDE TRANSPORT - MT	111,352.34
Republic of Korea		NATIONAL COORDINATING COMMITTEE	IT LANDSIDE TRANSPORT - MT	54,683.69
Republic of Korea		NATIONAL COORDINATING COMMITTEE	IT LANDSIDE TRANSPORT - MT	30,035.99
Russian Federation		VERTICAL - T AIR COMPANY	AV AIRCRAFT CONTRACT/CHARTER - MT	160,000.00
Russian Federation		VERTICAL - T AIR COMPANY	AV AIRCRAFT CONTRACT/CHARTER - MT	160,000.00
Russian Federation		VERTICAL - T AIR COMPANY	AV AIRCRAFT CONTRACT/CHARTER - MT	160,000.00
Russian Federation		VERTICAL - T AIR COMPANY	AV AIRCRAFT CONTRACT/CHARTER - MT	160,000.00
Russian Federation		VERTICAL - T AIR COMPANY	AV AIRCRAFT CONTRACT/CHARTER - MT	154,840.00
Russian Federation		VERTICAL - T AIR COMPANY	AV AIRCRAFT CONTRACT/CHARTER - MT	154,840.00
Russian Federation		VERTICAL - T AIR COMPANY	AV AIRCRAFT CONTRACT/CHARTER - MT	86,346.67
Russian Federation		VERTICAL - T AIR COMPANY	AV AIRCRAFT CONTRACT/CHARTER - MT	86,346.67
Russian Federation		VERTICAL - T AIR COMPANY	AV AIRCRAFT POSITIONG/DEPOSG - LOT	225,000.00
Rwanda		BALTON RWANDA S.A.R.L	IT TSHIP WAREHOUSE RENTAL - MT	37,800.00
Rwanda		BYABAGAMBA ANTOINE	OV LANDSIDE TRANSPORT - MT	31,294.85
Rwanda		COMPANY BLUE MIKE LTD	IT LANDSIDE TRANSPORT - MT	54,209.57
Rwanda		EUNELIA LOGISTICS	IT LANDSIDE TRANSPORT - MT	50,252.45
Rwanda		MASS HANDLERS LIMITED	IT EDP STORAGE - MT	33,599.30
Rwanda		MASS HANDLERS LIMITED	IT TSHIP WAREHOUSE RENTAL - MT	44,925.35
Rwanda		NAMBAJIMANA FRANCOIS	OV LANDSIDE TRANSPORT - MT	34,798.29
Rwanda		SDV TRANSAMI RWANDA	IT LANDSIDE TRANSPORT - MT	135,528.92
Rwanda		SONARWA SA	IT TSHIP WAREHOUSE RENTAL - MT	96,014.44
Rwanda		Swift Construction and Supply Limit	IT OTHER - MT	103,428.59
Rwanda		TRANS AFRICA CONTAINER TRANSPORT LT	IT LANDSIDE TRANSPORT - MT	111,899.03
Rwanda		TRANS AFRICA CONTAINER TRANSPORT LT	IT LANDSIDE TRANSPORT - MT	38,618.93
Senegal		BOLLORE AFRICA LOGISTICS SENEGAL	OV LANDSIDE TRANSPORT - MT	275,652.20
Senegal		CIE SENEGAL	IT LANDSIDE TRANSPORT - MT	74,350.38
Senegal		CIE SENEGAL	OV LANDSIDE TRANSPORT - MT	68,658.09
Senegal		COMPAGNIE DES CINQ SUR CINQ	IT LANDSIDE TRANSPORT - MT	42,274.30
Senegal		CSTM	IT OTHER - MT	73,498.75
Senegal		CSTM	IT OTHER - MT	32,842.51
Senegal		DAMCO A O MAERSK SENEGAL SA	IT LANDSIDE TRANSPORT - MT	132,785.51
Senegal		DAMCO A O MAERSK SENEGAL SA	IT LANDSIDE TRANSPORT - MT	92,807.73
Senegal		DAMCO A O MAERSK SENEGAL SA	IT LANDSIDE TRANSPORT - MT	69,655.61
Senegal		DAMCO A O MAERSK SENEGAL SA	IT LANDSIDE TRANSPORT - MT	56,506.15
Senegal		DAMCO A O MAERSK SENEGAL SA	IT LANDSIDE TRANSPORT - MT	51,012.50
Senegal		DAMCO A O MAERSK SENEGAL SA	IT LANDSIDE TRANSPORT - MT	49,442.88
Senegal		DAMCO A O MAERSK SENEGAL SA	IT LANDSIDE TRANSPORT - MT	44,119.59
Senegal		DAMCO A O MAERSK SENEGAL SA	IT LANDSIDE TRANSPORT - MT	43,303.52
Senegal		DAMCO A O MAERSK SENEGAL SA	IT LANDSIDE TRANSPORT - MT	39,525.65
Senegal		DAMCO A O MAERSK SENEGAL SA	IT LANDSIDE TRANSPORT - MT	36,830.03
Senegal		DAMCO A O MAERSK SENEGAL SA	IT LANDSIDE TRANSPORT - MT	34,874.89
Senegal		DAMCO A O MAERSK SENEGAL SA	IT LANDSIDE TRANSPORT - MT	34,755.31
Senegal		DAMCO A O MAERSK SENEGAL SA	IT LANDSIDE TRANSPORT - MT	32,609.92
Senegal		DAMCO A O MAERSK SENEGAL SA	OV FREIGHT - MT	825,300.00
Senegal		DAMCO A O MAERSK SENEGAL SA	OV FREIGHT - MT	437,100.00
Senegal		DAMCO A O MAERSK SENEGAL SA	OV FREIGHT - MT	417,078.00
Senegal		DAMCO A O MAERSK SENEGAL SA	OV LANDSIDE TRANSPORT - MT	1,187,705.92
Senegal		DAMCO A O MAERSK SENEGAL SA	OV LANDSIDE TRANSPORT - MT	784,148.46
Senegal		DAMCO A O MAERSK SENEGAL SA	OV LANDSIDE TRANSPORT - MT	499,964.77
Senegal		DAMCO A O MAERSK SENEGAL SA	OV LANDSIDE TRANSPORT - MT	384,051.30

WFP continued



## Major contracts for services and works by UN organization

AGENCY	Location of Supplier	Name of Contractor	Description of Services	Contract Value USD
Senegal		DAMCO A O MAERSK SENEGAL SA	OV LANDSIDE TRANSPORT - MT	108,737.85
Senegal		DAMCO A O MAERSK SENEGAL SA	OV LANDSIDE TRANSPORT - MT	76,271.82
Senegal		EL HADJI TAMBEDOU	IT LANDSIDE TRANSPORT - MT	74,250.51
Senegal		EL HADJI TAMBEDOU	IT LANDSIDE TRANSPORT - MT	36,495.52
Senegal		EL HADJI TAMBEDOU	IT LANDSIDE TRANSPORT - MT	33,709.25
Senegal		GIE ALCATRAS	IT LANDSIDE TRANSPORT - MT	43,021.77
Sierra Leone		A R BAH & SONS ENTERPRISES	IT LANDSIDE TRANSPORT - MT	62,723.29
Sierra Leone		Alimu Jalloh Enterprises	IT LANDSIDE TRANSPORT - MT	49,365.51
Sierra Leone		Alimu Jalloh Enterprises	IT PORT - STORAGE - MT	55,802.78
Sierra Leone		Demba Enterprises & Construction	IT LANDSIDE TRANSPORT - MT	62,723.32
Sierra Leone		Demba Enterprises & Construction	IT LANDSIDE TRANSPORT - MT	31,953.24
Sierra Leone		FAWAZ BUILDING MATERIALS	IT LANDSIDE TRANSPORT - MT	62,723.28
Sierra Leone		Hassan Fackih	IT LANDSIDE TRANSPORT - MT	62,723.29
Sierra Leone		Jozyna Business Enterprise	IT LANDSIDE TRANSPORT - MT	62,723.28
Sierra Leone		KESUMA ENTERPRISES	IT LANDSIDE TRANSPORT - MT	62,723.29
Sierra Leone		MAERSK SIERRA LEONE LTD.	IT PORT - STORAGE - MT	33,965.98
Sierra Leone		MANO RIVER TRANSPORT & TRANSIT SERV	IT LANDSIDE TRANSPORT - MT	32,558.14
Sierra Leone		PIUS B GEORGE TRANSPORT	IT LANDSIDE TRANSPORT - MT	62,723.30
Sierra Leone		RIA TRANSPORTATION AND TRADING	IT LANDSIDE TRANSPORT - MT	62,723.28
Sierra Leone		SIERRA LEON SHIPPING AGENCIES LTD	IT PORT - STORAGE - MT	64,839.28
Sierra Leone		SWEDS FREE DEVELOPMENT CORPORATION	IT LANDSIDE TRANSPORT - MT	32,558.14
Sierra Leone		Universal Vehicle Rental Co	IT LANDSIDE TRANSPORT - MT	62,723.30
Singapore		GAC PAKISTAN (PRIVATE) LTD	OC FREIGHT - MT	79,985.42
Singapore		GAC Shipping (I) Pvt Ltd.	OC FREIGHT - MT	89,419.10
Singapore		GAC Shipping (I) Pvt Ltd.	OC FREIGHT - MT	71,331.14
Singapore		GAC Shipping (I) Pvt Ltd.	OC FREIGHT - MT	54,694.60
Singapore		GAC Shipping (I) Pvt Ltd.	OC FREIGHT - MT	46,909.59
Singapore		GEODIS WILSON USA Inc.	OC FREIGHT - MT	147,600.00
Singapore		GEODIS WILSON USA Inc.	OC FREIGHT - MT	78,720.00
Singapore		GEODIS WILSON USA Inc.	OC FREIGHT - MT	75,981.00
Singapore		GEODIS WILSON USA Inc.	OC FREIGHT - MT	63,960.00
Singapore		GEODIS WILSON USA Inc.	OC FREIGHT - MT	48,015.00
Singapore		GEODIS WILSON USA Inc.	OC FREIGHT - MT	47,742.00
Singapore		GEODIS WILSON USA Inc.	OC FREIGHT - MT	43,650.00
Singapore		GEODIS WILSON USA Inc.	OC FREIGHT - MT	39,990.00
Singapore		GEODIS WILSON USA Inc.	OC FREIGHT - MT	37,182.00
Singapore		GEODIS WILSON USA Inc.	OC FREIGHT - MT	32,984.00
Singapore		KING AND SONS A Division of Grindr	OC FREIGHT - MT	46,665.04
Singapore		NIPPON EXPRESS CO. LTD.	OC FREIGHT - MT	33,982.86
Somalia		AHMED SUDI TRANSPORTATION & CLEARAN	IT LANDSIDE TRANSPORT - MT	32,520.00
Somalia		AHMED SUDI TRANSPORTATION & CLEARAN	IT LANDSIDE TRANSPORT - MT	30,422.67
Somalia		AHMED SUDI TRANSPORTATION & CLEARAN	IT TSHIP WAREHOUSE RENTAL - MT	37,592.70
Somalia		AHMED SUDI TRANSPORTATION & CLEARAN	IT TSHIP WAREHOUSE RENTAL - MT	37,376.43
Somalia		AL RASHAD SHIPPING AGENCY	IT TSHIP WAREHOUSE RENTAL - MT	35,119.40
Somalia		AL RASHAD SHIPPING AGENCY	OV LANDSIDE TRANSPORT - MT	53,998.65
Somalia		AL RASHAD SHIPPING AGENCY	OV PORT STORAGE - MT	30,240.00
Somalia		ALNOOR ALMUSTAQEEM GENERAL TRADING	IT LANDSIDE TRANSPORT - MT	496,605.48
Somalia		ALNOOR ALMUSTAQEEM GENERAL TRADING	IT LANDSIDE TRANSPORT - MT	442,174.79
Somalia		ALNOOR ALMUSTAQEEM GENERAL TRADING	IT LANDSIDE TRANSPORT - MT	327,000.00
Somalia		ALNOOR ALMUSTAQEEM GENERAL TRADING	IT LANDSIDE TRANSPORT - MT	223,450.49
Somalia		ALNOOR ALMUSTAQEEM GENERAL TRADING	IT LANDSIDE TRANSPORT - MT	110,305.73
Somalia		ALNOOR ALMUSTAQEEM GENERAL TRADING	IT LANDSIDE TRANSPORT - MT	68,807.03
Somalia		ALNOOR ALMUSTAQEEM GENERAL TRADING	IT LANDSIDE TRANSPORT - MT	54,793.24
Somalia		ALNOOR ALMUSTAQEEM GENERAL TRADING	IT LANDSIDE TRANSPORT - MT	44,666.17
Somalia		ALNOOR ALMUSTAQEEM GENERAL TRADING	IT LANDSIDE TRANSPORT - MT	44,456.50
Somalia		ALNOOR ALMUSTAQEEM GENERAL TRADING	IT LANDSIDE TRANSPORT - MT	35,657.90
Somalia		ALNOOR ALMUSTAQEEM GENERAL TRADING	IT LANDSIDE TRANSPORT - MT	33,437.32
Somalia		ALNOOR ALMUSTAQEEM GENERAL TRADING	IT LANDSIDE TRANSPORT - MT	31,623.53
Somalia		ALNOOR ALMUSTAQEEM GENERAL TRADING	IT OTHER - MT	62,817.37
Somalia		ALNOOR ALMUSTAQEEM GENERAL TRADING	IT TSHIP WAREHOUSE RENTAL - MT	75,100.00
Somalia		ALNOOR ALMUSTAQEEM GENERAL TRADING	IT TSHIP WAREHOUSE RENTAL - MT	71,462.05
Somalia		ALNOOR ALMUSTAQEEM GENERAL TRADING	IT TSHIP WAREHOUSE RENTAL - MT	65,533.58
Somalia		ALNOOR ALMUSTAQEEM GENERAL TRADING	IT TSHIP WAREHOUSE RENTAL - MT	51,482.70
Somalia		ALNOOR ALMUSTAQEEM GENERAL TRADING	IT TSHIP WAREHOUSE RENTAL - MT	34,577.20
Somalia		ALNOOR ALMUSTAQEEM GENERAL TRADING	IT TSHIP WAREHOUSE RENTAL - MT	30,194.67
Somalia		ALNOOR ALMUSTAQEEM GENERAL TRADING	OV FREIGHT - MT	41,446.68
Somalia		ALNOOR ALMUSTAQEEM GENERAL TRADING	OV LANDSIDE TRANSPORT - MT	941,295.07
Somalia		ALNOOR ALMUSTAQEEM GENERAL TRADING	OV LANDSIDE TRANSPORT - MT	363,019.22
Somalia		ALNOOR ALMUSTAQEEM GENERAL TRADING	OV LANDSIDE TRANSPORT - MT	152,970.60
Somalia		ALNOOR ALMUSTAQEEM GENERAL TRADING	OV LANDSIDE TRANSPORT - MT	84,600.00
Somalia		ALNOOR ALMUSTAQEEM GENERAL TRADING	OV LANDSIDE TRANSPORT - MT	70,420.50
Somalia		ALNOOR ALMUSTAQEEM GENERAL TRADING	OV LANDSIDE TRANSPORT - MT	69,111.00
Somalia		ALNOOR ALMUSTAQEEM GENERAL TRADING	OV LANDSIDE TRANSPORT - MT	65,949.00
Somalia		ALNOOR ALMUSTAQEEM GENERAL TRADING	OV LANDSIDE TRANSPORT - MT	63,024.36
Somalia		ALNOOR ALMUSTAQEEM GENERAL TRADING	OV LANDSIDE TRANSPORT - MT	58,815.00
Somalia		ALNOOR ALMUSTAQEEM GENERAL TRADING	OV LANDSIDE TRANSPORT - MT	58,800.00
Somalia		ALNOOR ALMUSTAQEEM GENERAL TRADING	OV LANDSIDE TRANSPORT - MT	54,002.70
Somalia		ALNOOR ALMUSTAQEEM GENERAL TRADING	OV LANDSIDE TRANSPORT - MT	48,512.64
Somalia		ALNOOR ALMUSTAQEEM GENERAL TRADING	OV LANDSIDE TRANSPORT - MT	42,000.00
Somalia		ALNOOR ALMUSTAQEEM GENERAL TRADING	OV LANDSIDE TRANSPORT - MT	42,000.00
Somalia		ALNOOR ALMUSTAQEEM GENERAL TRADING	OV LANDSIDE TRANSPORT - MT	41,495.40
Somalia		ALNOOR ALMUSTAQEEM GENERAL TRADING	OV LANDSIDE TRANSPORT - MT	32,700.00
Somalia		ALNOOR ALMUSTAQEEM GENERAL TRADING	SEA TRP (EX) & REL SERV. SP. LOGS - MT	290,000.00
Somalia		AMAL MULTI-SERVICES CLEARANCE &	OV LANDSIDE TRANSPORT - MT	54,002.70
Somalia		BULAAL SHIPPING AND TRANSPORTATION	IT TSHIP WAREHOUSE RENTAL - MT	36,789.82
Somalia		DEEQA CONSTRUCTION AND WATER WELL D	IT LANDSIDE TRANSPORT - MT	48,138.82
Somalia		FAA CO LTD	IT TSHIP WAREHOUSE RENTAL - MT	70,600.00
Somalia		FAA CO LTD	IT TSHIP WAREHOUSE RENTAL - MT	69,668.89
Somalia		FAA CO LTD	OV LANDSIDE TRANSPORT - MT	79,569.02
Somalia		FAA CO LTD	OV LANDSIDE TRANSPORT - MT	54,002.70
Somalia		GALLAD SHIPPING, CLEARANCE &	OV LANDSIDE TRANSPORT - MT	53,994.60
Somalia		IBCO: GENERAL TRADING & CLEARANCE	IT PORT - STORAGE - MT	189,532.91
Somalia		IBCO: GENERAL TRADING & CLEARANCE	OV LANDSIDE TRANSPORT - MT	53,998.65
Somalia		JUBALAND TRADING CO. LTD	IT OTHER - MT	42,000.00
Somalia		JUBALAND TRADING CO. LTD	OV LANDSIDE TRANSPORT - MT	139,728.08
Somalia		JUBALAND TRADING CO. LTD	OV LANDSIDE TRANSPORT - MT	82,922.13
Somalia		JUBALAND TRADING CO. LTD	OV LANDSIDE TRANSPORT - MT	60,326.28
Somalia		JUBALAND TRADING CO. LTD	OV LANDSIDE TRANSPORT - MT	32,790.00
Somalia		KENSO LOGISTICS LTD	OV LANDSIDE TRANSPORT - MT	96,931.63
Somalia		KENSO LOGISTICS LTD	OV LANDSIDE TRANSPORT - MT	93,271.91
Somalia		KEYD ABDILLAH HANDULE	IT TSHIP WAREHOUSE RENTAL - MT	64,720.00
Somalia		KEYD ABDILLAH HANDULE	IT TSHIP WAREHOUSE RENTAL - MT	40,471.00
Somalia		KEYD ABDILLAH HANDULE	IT TSHIP WAREHOUSE RENTAL - MT	38,705.70
Somalia		KEYD ABDILLAH HANDULE	OV LANDSIDE TRANSPORT - MT	53,998.65
Somalia		KHAYRDOON GENERAL TRADING CO.	IT LANDSIDE TRANSPORT - MT	159,922.45
Somalia		MOGADISHU PORT AUTHORITY	IT EDP STORAGE - MT	144,000.00
Somalia		MOHAMED YUSUF ABSHIR	IT EDP STORAGE - MT	152,985.60
Somalia		MUSTAF HASSAN ALI	IT EDP STORAGE - MT	63,300.00
Somalia		OMER ALI DUALEH	SUPERINTENDENCE, DIS. PORT/VESSEL - MT	47,231.93
Somalia		OMER ALI DUALEH	SUPERINTENDENCE, DIS. PORT/VESSEL - MT	30,077.45
Somalia		SKY BOSASO SHIPPING AGENCY	IT EDP STORAGE - MT	199,400.00
Somalia		SKY BOSASO SHIPPING AGENCY	IT EDP STORAGE - MT	94,728.76
Somalia		SKY BOSASO SHIPPING AGENCY	IT TSHIP WAREHOUSE RENTAL - MT	38,094.40

WFP continued



## Major contracts for services and works by UN organization

AGENCY			Contract Value
Location of Supplier	Name of Contractor	Description of Services	USD
South Sudan	DALMAR TRANSPORTERS LTD	SRF TRP (IN) & REL SERV, SP. LOGS - MT	69,918.00
South Sudan	Iskashi commercial & trading co. It	IT LANDSIDE TRANSPORT - MT	67,322.12
South Sudan	Iskashi commercial & trading co. It	IT LANDSIDE TRANSPORT - MT	51,578.26
South Sudan	Iskashi commercial & trading co. It	IT LANDSIDE TRANSPORT - MT	45,751.85
South Sudan	Iskashi commercial & trading co. It	OV LANDSIDE TRANSPORT - MT	84,600.00
South Sudan	Iskashi commercial & trading co. It	OV LANDSIDE TRANSPORT - MT	51,000.00
South Sudan	JUBA OFFICE CLEANING SERVICE	IT EDP STORAGE - MT	161,194.03
South Sudan	JUBA OFFICE CLEANING SERVICE	IT EDP STORAGE - MT	158,823.53
South Sudan	JUBA OFFICE CLEANING SERVICE	IT EDP STORAGE - MT	91,525.42
South Sudan	JUBA OFFICE CLEANING SERVICE	IT EDP STORAGE - MT	91,525.42
South Sudan	JUBA OFFICE CLEANING SERVICE	IT EDP STORAGE - MT	90,000.00
South Sudan	KEER MARINE FOR RIVER TRANSPORT CO	SRF TRP (IN) & REL SERV, SP. LOGS - MT	103,950.00
South Sudan	NILE BARGES FOR RIVER TRANSPORT CO	IT LANDSIDE TRANSPORT - MT	82,773.35
South Sudan	PADAK 3 COMPANY LTD	IT LANDSIDE TRANSPORT - MT	62,278.00
South Sudan	PG3 LOGISTICS & GRAPHICS	IT EDP STORAGE - MT	173,783.33
South Sudan	PG3 LOGISTICS & GRAPHICS	IT EDP STORAGE - MT	145,546.80
South Sudan	PG3 LOGISTICS & GRAPHICS	IT EDP STORAGE - MT	99,388.71
South Sudan	PG3 LOGISTICS & GRAPHICS	IT EDP STORAGE - MT	90,000.00
South Sudan	REGIONAL ROAD TRANSPORT LTD	SRF TRP (IN) & REL SERV, SP. LOGS - MT	540,000.00
South Sudan	REGIONAL ROAD TRANSPORT LTD	SRF TRP (IN) & REL SERV, SP. LOGS - MT	67,710.00
South Sudan	ROBERTA LOGISTICS SOUTH SUDAN LTD	IT EDP STORAGE - MT	167,333.33
South Sudan	ROBERTA LOGISTICS SOUTH SUDAN LTD	IT EDP STORAGE - MT	89,354.84
South Sudan	SOUTH SUDAN RELIEFAND RAHABILITATIO	IT EDP STORAGE - MT	70,253.33
Sri Lanka	Janath Vidanage	IT TSHIP WAREHOUSE RENTAL - MT	42,558.02
Sri Lanka	Project Management unit of World Fo	IT LANDSIDE TRANSPORT - MT	344,941.80
Sri Lanka	Project Management unit of World Fo	IT LANDSIDE TRANSPORT - MT	50,628.86
Sudan	Abbarci Darfur United Road Transp	IT LANDSIDE TRANSPORT - MT	976,881.38
Sudan	Abbarci Darfur United Road Transp	IT LANDSIDE TRANSPORT - MT	752,159.89
Sudan	Abbarci Darfur United Road Transp	IT LANDSIDE TRANSPORT - MT	684,501.22
Sudan	Abbarci Darfur United Road Transp	IT LANDSIDE TRANSPORT - MT	586,302.17
Sudan	Abbarci Darfur United Road Transp	IT LANDSIDE TRANSPORT - MT	525,000.00
Sudan	Abbarci Darfur United Road Transp	IT LANDSIDE TRANSPORT - MT	406,583.34
Sudan	Abbarci Darfur United Road Transp	IT LANDSIDE TRANSPORT - MT	396,884.38
Sudan	Abbarci Darfur United Road Transp	IT LANDSIDE TRANSPORT - MT	396,622.66
Sudan	Abbarci Darfur United Road Transp	IT LANDSIDE TRANSPORT - MT	393,232.94
Sudan	Abbarci Darfur United Road Transp	IT LANDSIDE TRANSPORT - MT	348,905.78
Sudan	Abbarci Darfur United Road Transp	IT LANDSIDE TRANSPORT - MT	265,971.80
Sudan	Abbarci Darfur United Road Transp	IT LANDSIDE TRANSPORT - MT	254,947.92
Sudan	Abbarci Darfur United Road Transp	IT LANDSIDE TRANSPORT - MT	254,067.50
Sudan	Abbarci Darfur United Road Transp	IT LANDSIDE TRANSPORT - MT	246,785.37
Sudan	Abbarci Darfur United Road Transp	IT LANDSIDE TRANSPORT - MT	241,991.96
Sudan	Abbarci Darfur United Road Transp	IT LANDSIDE TRANSPORT - MT	222,490.73
Sudan	Abbarci Darfur United Road Transp	IT LANDSIDE TRANSPORT - MT	213,188.61
Sudan	Abbarci Darfur United Road Transp	IT LANDSIDE TRANSPORT - MT	175,513.45
Sudan	Abbarci Darfur United Road Transp	IT LANDSIDE TRANSPORT - MT	175,493.76
Sudan	Abbarci Darfur United Road Transp	IT LANDSIDE TRANSPORT - MT	144,588.82
Sudan	Abbarci Darfur United Road Transp	IT LANDSIDE TRANSPORT - MT	142,093.35
Sudan	Abbarci Darfur United Road Transp	IT LANDSIDE TRANSPORT - MT	116,043.10
Sudan	Abbarci Darfur United Road Transp	IT LANDSIDE TRANSPORT - MT	107,998.97
Sudan	Abbarci Darfur United Road Transp	IT LANDSIDE TRANSPORT - MT	101,468.05
Sudan	Abbarci Darfur United Road Transp	IT LANDSIDE TRANSPORT - MT	98,866.68
Sudan	Abbarci Darfur United Road Transp	IT LANDSIDE TRANSPORT - MT	97,746.09
Sudan	Abbarci Darfur United Road Transp	IT LANDSIDE TRANSPORT - MT	94,496.64
Sudan	Abbarci Darfur United Road Transp	IT LANDSIDE TRANSPORT - MT	77,641.20
Sudan	Abbarci Darfur United Road Transp	IT LANDSIDE TRANSPORT - MT	63,459.88
Sudan	Abbarci Darfur United Road Transp	IT LANDSIDE TRANSPORT - MT	59,102.12
Sudan	Abbarci Darfur United Road Transp	IT LANDSIDE TRANSPORT - MT	53,998.08
Sudan	Abbarci Darfur United Road Transp	IT LANDSIDE TRANSPORT - MT	42,791.51
Sudan	Abbarci Darfur United Road Transp	IT LANDSIDE TRANSPORT - MT	39,269.53
Sudan	Abbarci Darfur United Road Transp	OV FREIGHT - MT	573,000.00
Sudan	Abbarci Darfur United Road Transp	OV FREIGHT - MT	548,170.00
Sudan	Abbarci Darfur United Road Transp	OV FREIGHT - MT	548,170.00
Sudan	Abbarci Darfur United Road Transp	OV FREIGHT - MT	397,280.00
Sudan	Abbarci Darfur United Road Transp	OV FREIGHT - MT	320,899.10
Sudan	Abbarci Darfur United Road Transp	OV FREIGHT - MT	271,984.00
Sudan	Abbarci Darfur United Road Transp	OV FREIGHT - MT	241,443.10
Sudan	Abbarci Darfur United Road Transp	OV FREIGHT - MT	206,280.00
Sudan	Abbarci Darfur United Road Transp	OV LANDSIDE TRANSPORT - MT	7,143,400.00
Sudan	Abbarci Darfur United Road Transp	OV LANDSIDE TRANSPORT - MT	6,991,563.54
Sudan	Abbarci Darfur United Road Transp	OV LANDSIDE TRANSPORT - MT	218,322.27
Sudan	Abbarci Darfur United Road Transp	SRF TRP (IN) & REL SERV, SP. LOGS - MT	31,431.85
Sudan	ABDALLA ABBAKER	BLENDING - MT	250,000.02
Sudan	ABDALLA ABBAKER	IT EDP STORAGE - MT	65,624.98
Sudan	ABDALLA ABBAKER	IT OTHER - MT	60,416.64
Sudan	ABO ABDOLLOH FOR CONTRACTING TRANSP	IT LANDSIDE TRANSPORT - MT	93,893.30
Sudan	ABU HAWA FOR TRANSPORT	IT LANDSIDE TRANSPORT - MT	229,733.42
Sudan	ABU HAWA FOR TRANSPORT	IT LANDSIDE TRANSPORT - MT	196,689.51
Sudan	ABU HAWA FOR TRANSPORT	IT LANDSIDE TRANSPORT - MT	105,102.68
Sudan	ABU HAWA FOR TRANSPORT	IT LANDSIDE TRANSPORT - MT	71,625.42
Sudan	ABU HAWA FOR TRANSPORT	IT LANDSIDE TRANSPORT - MT	40,834.76
Sudan	ABU HIBA FOR SERVICES AND CLEARANCE	SRF TRP (IN) & REL SERV, SP. LOGS - MT	70,154.00
Sudan	ABU HIBA FOR SERVICES AND CLEARANCE	SRF TRP (IN) & REL SERV, SP. LOGS - MT	69,397.00
Sudan	ABU RANAT TRANSPORT SERVICES	IT LANDSIDE TRANSPORT - MT	136,233.39
Sudan	ABU RANAT TRANSPORT SERVICES	IT LANDSIDE TRANSPORT - MT	38,125.66
Sudan	ABU REEM TRANSPORTATION	IT LANDSIDE TRANSPORT - MT	127,087.92
Sudan	ABU REEM TRANSPORTATION	IT LANDSIDE TRANSPORT - MT	50,123.81
Sudan	ABU REEM TRANSPORTATION	IT LANDSIDE TRANSPORT - MT	48,365.95
Sudan	ABU REEM TRANSPORTATION	IT LANDSIDE TRANSPORT - MT	43,750.00
Sudan	ABU REEM TRANSPORTATION	IT LANDSIDE TRANSPORT - MT	42,419.47
Sudan	ABU REEM TRANSPORTATION	IT LANDSIDE TRANSPORT - MT	41,668.82
Sudan	ABU REEM TRANSPORTATION	IT LANDSIDE TRANSPORT - MT	33,047.66
Sudan	ADLIN INVESTMENT CO.LTD	IT LANDSIDE TRANSPORT - MT	1,288,270.34
Sudan	ADLIN INVESTMENT CO.LTD	IT LANDSIDE TRANSPORT - MT	754,490.11
Sudan	ADLIN INVESTMENT CO.LTD	IT LANDSIDE TRANSPORT - MT	607,162.54
Sudan	ADLIN INVESTMENT CO.LTD	IT LANDSIDE TRANSPORT - MT	518,671.88
Sudan	ADLIN INVESTMENT CO.LTD	IT LANDSIDE TRANSPORT - MT	475,665.85
Sudan	ADLIN INVESTMENT CO.LTD	IT LANDSIDE TRANSPORT - MT	342,967.65
Sudan	ADLIN INVESTMENT CO.LTD	IT LANDSIDE TRANSPORT - MT	249,054.47
Sudan	ADLIN INVESTMENT CO.LTD	IT LANDSIDE TRANSPORT - MT	48,047.14
Sudan	AFRICAN FOR RAILWAYS TRANSPORT CO L	IT LANDSIDE TRANSPORT - MT	82,152.00
Sudan	AFRICAN FOR RAILWAYS TRANSPORT CO L	IT LANDSIDE TRANSPORT - MT	82,152.00
Sudan	AFRICAN FOR RAILWAYS TRANSPORT CO L	IT LANDSIDE TRANSPORT - MT	31,804.21
Sudan	AGRICULTURAL BANK OF SUDAN - EL FAS	IT EDP STORAGE - MT	30,625.02
Sudan	AGRICULTURAL BANK OF SUDAN - ELOBEI	IT TSHIP WAREHOUSE RENTAL - MT	61,480.02
Sudan	AGRICULTURAL BANK OF SUDAN - ELOBEI	IT TSHIP WAREHOUSE RENTAL - MT	30,433.56
Sudan	AHMED ALGHAZI FOR PETROLEUM AND TRA	IT LANDSIDE TRANSPORT - MT	281,865.11
Sudan	AHMED ALGHAZI FOR PETROLEUM AND TRA	IT LANDSIDE TRANSPORT - MT	163,186.69
Sudan	AHMED ALGHAZI FOR PETROLEUM AND TRA	IT LANDSIDE TRANSPORT - MT	136,496.15
Sudan	AHMED ALGHAZI FOR PETROLEUM AND TRA	IT LANDSIDE TRANSPORT - MT	132,603.34
Sudan	AHMED ALGHAZI FOR PETROLEUM AND TRA	IT LANDSIDE TRANSPORT - MT	74,485.31
Sudan	AHMED ALGHAZI FOR PETROLEUM AND TRA	IT LANDSIDE TRANSPORT - MT	62,756.41
Sudan	AHMED ALGHAZI FOR PETROLEUM AND TRA	IT LANDSIDE TRANSPORT - MT	46,395.61
Sudan	AHMED ALGHAZI FOR PETROLEUM AND TRA	IT LANDSIDE TRANSPORT - MT	39,491.53

WFP continued

## Major contracts for services and works by UN organization

AGENCY			Contract Value
Location of Supplier	Name of Contractor	Description of Services	USD
Sudan	AHMED ALGHAZI FOR PETROLEUM AND TRA	IT LANDSIDE TRANSPORT - MT	30,338.95
Sudan	AHMED ALGHAZI FOR PETROLEUM AND TRA	SRF TRP (IN) & REL SERV. SP. LOGS - MT	81,354.90
Sudan	Ahmos for Trading & Transport & Inv	SRF TRP (IN) & REL SERV. SP. LOGS - MT	84,664.34
Sudan	Ahmos for Trading & Transport & Inv	SRF TRP (IN) & REL SERV. SP. LOGS - MT	81,888.46
Sudan	Ahmos for Trading & Transport & Inv	SRF TRP (IN) & REL SERV. SP. LOGS - MT	80,500.52
Sudan	AL ALAWEEEN FOR CONTRUCTION & TRANSP	IT LANDSIDE TRANSPORT - MT	155,392.53
Sudan	AL ALAWEEEN FOR CONTRUCTION & TRANSP	IT LANDSIDE TRANSPORT - MT	146,487.50
Sudan	AL BADRI TRANSPORT CO.	IT LANDSIDE TRANSPORT - MT	225,336.90
Sudan	AL BADRI TRANSPORT CO.	IT LANDSIDE TRANSPORT - MT	158,458.78
Sudan	AL BADRI TRANSPORT CO.	IT LANDSIDE TRANSPORT - MT	111,551.81
Sudan	AL BADRI TRANSPORT CO.	IT LANDSIDE TRANSPORT - MT	102,448.05
Sudan	AL BADRI TRANSPORT CO.	IT LANDSIDE TRANSPORT - MT	97,502.50
Sudan	AL BADRI TRANSPORT CO.	IT LANDSIDE TRANSPORT - MT	76,941.00
Sudan	AL BADRI TRANSPORT CO.	IT LANDSIDE TRANSPORT - MT	52,449.30
Sudan	AL BADRI TRANSPORT CO.	IT LANDSIDE TRANSPORT - MT	49,904.98
Sudan	AL BADRI TRANSPORT CO.	IT LANDSIDE TRANSPORT - MT	41,541.49
Sudan	AL BADRI TRANSPORT CO.	IT LANDSIDE TRANSPORT - MT	38,651.35
Sudan	AL BADRI TRANSPORT CO.	SRF TRP (IN) & REL SERV. SP. LOGS - MT	65,680.00
Sudan	AL BAZIM FOR EXPRESS RAILWAY CARGO	IT LANDSIDE TRANSPORT - MT	700,122.06
Sudan	AL BAZIM FOR EXPRESS RAILWAY CARGO	IT LANDSIDE TRANSPORT - MT	168,480.37
Sudan	AL BAZIM FOR EXPRESS RAILWAY CARGO	IT LANDSIDE TRANSPORT - MT	153,630.30
Sudan	AL BAZIM FOR EXPRESS RAILWAY CARGO	IT LANDSIDE TRANSPORT - MT	78,219.93
Sudan	AL BAZIM FOR EXPRESS RAILWAY CARGO	IT LANDSIDE TRANSPORT - MT	72,917.58
Sudan	AL BAZIM FOR EXPRESS RAILWAY CARGO	IT LANDSIDE TRANSPORT - MT	69,235.01
Sudan	AL NIBRASFOR TRANSPORT&TRADING	IT LANDSIDE TRANSPORT - MT	155,355.10
Sudan	AL NIBRASFOR TRANSPORT&TRADING	IT LANDSIDE TRANSPORT - MT	54,359.95
Sudan	AL NIBRASFOR TRANSPORT&TRADING	IT LANDSIDE TRANSPORT - MT	49,797.85
Sudan	AL NIBRASFOR TRANSPORT&TRADING	IT LANDSIDE TRANSPORT - MT	48,991.42
Sudan	ALHAMADA LOGISTICS INTERNATIONAL CO	IT LANDSIDE TRANSPORT - MT	1,369,877.85
Sudan	ALHAMADA LOGISTICS INTERNATIONAL CO	IT LANDSIDE TRANSPORT - MT	413,066.40
Sudan	ALHAMADA LOGISTICS INTERNATIONAL CO	IT LANDSIDE TRANSPORT - MT	223,880.00
Sudan	ALHAMADA LOGISTICS INTERNATIONAL CO	IT LANDSIDE TRANSPORT - MT	220,514.89
Sudan	ALHAMADA LOGISTICS INTERNATIONAL CO	IT LANDSIDE TRANSPORT - MT	196,421.41
Sudan	ALHAMADA LOGISTICS INTERNATIONAL CO	IT LANDSIDE TRANSPORT - MT	175,607.92
Sudan	ALHAMADA LOGISTICS INTERNATIONAL CO	IT LANDSIDE TRANSPORT - MT	168,354.37
Sudan	ALHAMADA LOGISTICS INTERNATIONAL CO	IT LANDSIDE TRANSPORT - MT	144,894.23
Sudan	ALHAMADA LOGISTICS INTERNATIONAL CO	IT LANDSIDE TRANSPORT - MT	78,091.56
Sudan	ALHAMADA LOGISTICS INTERNATIONAL CO	IT LANDSIDE TRANSPORT - MT	75,525.00
Sudan	ALHAMADA LOGISTICS INTERNATIONAL CO	IT LANDSIDE TRANSPORT - MT	72,996.42
Sudan	ALHAMADA LOGISTICS INTERNATIONAL CO	IT LANDSIDE TRANSPORT - MT	63,555.56
Sudan	ALHAMADA LOGISTICS INTERNATIONAL CO	IT LANDSIDE TRANSPORT - MT	55,767.34
Sudan	ALHAMADA LOGISTICS INTERNATIONAL CO	IT LANDSIDE TRANSPORT - MT	49,012.12
Sudan	ALHAMADA LOGISTICS INTERNATIONAL CO	IT LANDSIDE TRANSPORT - MT	48,169.22
Sudan	ALHAMADA LOGISTICS INTERNATIONAL CO	IT LANDSIDE TRANSPORT - MT	44,597.80
Sudan	ALHAMADA LOGISTICS INTERNATIONAL CO	IT LANDSIDE TRANSPORT - MT	40,612.08
Sudan	ARIF & ALMUBARAK COMPANY LTD	IT LANDSIDE TRANSPORT - MT	103,568.46
Sudan	ARIF & ALMUBARAK COMPANY LTD	IT LANDSIDE TRANSPORT - MT	81,332.61
Sudan	ARIF & ALMUBARAK COMPANY LTD	IT LANDSIDE TRANSPORT - MT	77,200.57
Sudan	ARIF & ALMUBARAK COMPANY LTD	IT LANDSIDE TRANSPORT - MT	64,938.00
Sudan	AROUS ALRIMAL TRANSPORTATION CO. LT	IT LANDSIDE TRANSPORT - MT	163,976.61
Sudan	AROUS ALRIMAL TRANSPORTATION CO. LT	IT LANDSIDE TRANSPORT - MT	109,028.15
Sudan	AROUS ALRIMAL TRANSPORTATION CO. LT	IT LANDSIDE TRANSPORT - MT	92,311.12
Sudan	AROUS ALRIMAL TRANSPORTATION CO. LT	IT LANDSIDE TRANSPORT - MT	78,365.16
Sudan	AROUS ALRIMAL TRANSPORTATION CO. LT	IT LANDSIDE TRANSPORT - MT	76,843.08
Sudan	AROUS ALRIMAL TRANSPORTATION CO. LT	IT LANDSIDE TRANSPORT - MT	48,411.60
Sudan	AROUS ALRIMAL TRANSPORTATION CO. LT	IT LANDSIDE TRANSPORT - MT	34,839.59
Sudan	ASHRAF BROTHERS TRANSPORT TRADE CO.	IT LANDSIDE TRANSPORT - MT	46,172.48
Sudan	ASHRAF BROTHERS TRANSPORT TRADE CO.	IT LANDSIDE TRANSPORT - MT	30,232.04
Sudan	BUTHARY TRADE, TRANSPORT & CONSTRUC	IT LANDSIDE TRANSPORT - MT	60,630.36
Sudan	BUTHARY TRADE, TRANSPORT & CONSTRUC	IT LANDSIDE TRANSPORT - MT	54,060.60
Sudan	BUTHARY TRADE, TRANSPORT & CONSTRUC	IT LANDSIDE TRANSPORT - MT	46,706.30
Sudan	BUTHARY TRADE, TRANSPORT & CONSTRUC	SRF TRP (IN) & REL SERV. SP. LOGS - MT	105,455.22
Sudan	BUTHARY TRADE, TRANSPORT & CONSTRUC	SRF TRP (IN) & REL SERV. SP. LOGS - MT	65,100.00
Sudan	BUTHARY TRADE, TRANSPORT & CONSTRUC	SRF TRP (IN) & REL SERV. SP. LOGS - MT	61,312.00
Sudan	BUTHARY TRADE, TRANSPORT & CONSTRUC	SRF TRP (IN) & REL SERV. SP. LOGS - MT	61,069.36
Sudan	BUTHARY TRADE, TRANSPORT & CONSTRUC	SRF TRP (IN) & REL SERV. SP. LOGS - MT	45,113.16
Sudan	BUTHARY TRADE, TRANSPORT & CONSTRUC	SRF TRP (IN) & REL SERV. SP. LOGS - MT	37,474.38
Sudan	CAPITAL OUTSOURCING GROUP (PTY) LTD	IT LANDSIDE TRANSPORT - MT	506,892.49
Sudan	CAPITAL OUTSOURCING GROUP (PTY) LTD	IT LANDSIDE TRANSPORT - MT	416,457.83
Sudan	CAPITAL OUTSOURCING GROUP (PTY) LTD	IT LANDSIDE TRANSPORT - MT	280,932.94
Sudan	CAPITAL OUTSOURCING GROUP (PTY) LTD	IT LANDSIDE TRANSPORT - MT	238,582.34
Sudan	CAPITAL OUTSOURCING GROUP (PTY) LTD	IT LANDSIDE TRANSPORT - MT	238,235.72
Sudan	CAPITAL OUTSOURCING GROUP (PTY) LTD	IT LANDSIDE TRANSPORT - MT	236,126.72
Sudan	CAPITAL OUTSOURCING GROUP (PTY) LTD	IT LANDSIDE TRANSPORT - MT	227,656.26
Sudan	CAPITAL OUTSOURCING GROUP (PTY) LTD	IT LANDSIDE TRANSPORT - MT	222,839.85
Sudan	CAPITAL OUTSOURCING GROUP (PTY) LTD	IT LANDSIDE TRANSPORT - MT	205,993.83
Sudan	CAPITAL OUTSOURCING GROUP (PTY) LTD	IT LANDSIDE TRANSPORT - MT	162,333.27
Sudan	EL NIMIR FOR TRANSPORT & CONT.	IT LANDSIDE TRANSPORT - MT	45,807.34
Sudan	EL NIMIR FOR TRANSPORT & CONT.	IT LANDSIDE TRANSPORT - MT	39,968.60
Sudan	EL ROMMAN FOR INVESTMENT CO. LTD	IT LANDSIDE TRANSPORT - MT	30,208.33
Sudan	FAIR DEAL INTERNATIONAL	IT LANDSIDE TRANSPORT - MT	406,297.02
Sudan	FAIR DEAL INTERNATIONAL	IT LANDSIDE TRANSPORT - MT	145,424.50
Sudan	FAIR DEAL INTERNATIONAL	IT LANDSIDE TRANSPORT - MT	120,451.55
Sudan	FAIR DEAL INTERNATIONAL	IT LANDSIDE TRANSPORT - MT	74,818.02
Sudan	FAIR DEAL INTERNATIONAL	IT LANDSIDE TRANSPORT - MT	74,445.61
Sudan	FAIR DEAL INTERNATIONAL	IT LANDSIDE TRANSPORT - MT	66,531.06
Sudan	FAIR DEAL INTERNATIONAL	IT LANDSIDE TRANSPORT - MT	48,277.78
Sudan	FAIR DEAL INTERNATIONAL	IT LANDSIDE TRANSPORT - MT	34,102.01
Sudan	FAIR DEAL INTERNATIONAL	IT LANDSIDE TRANSPORT - MT	32,156.25
Sudan	FAIR DEAL INTERNATIONAL	SRF TRP (IN) & REL SERV. SP. LOGS - MT	61,686.09
Sudan	FAIR DEAL INTERNATIONAL	SRF TRP (IN) & REL SERV. SP. LOGS - MT	32,447.76
Sudan	GALAL ELDEIN ISMAIL AWADALLA	IT PORT - STEVEDORING - MT	156,115.39
Sudan	GALAL ELDEIN ISMAIL AWADALLA	IT PORT - STEVEDORING - MT	42,212.12
Sudan	GENEINA PORTERS	IT TSHIP WAREHOUSE RENTAL - MT	104,166.67
Sudan	HYDRA FOR GENERAL SERVICES	SRF TRP (IN) & REL SERV. SP. LOGS - MT	104,720.00
Sudan	INTERTEK TESTING SERVICES-CALEB BRE	SUPERINTENDENCE, DIS. PORT/VESSEL - MT	30,879.63
Sudan	KALZAC CONSOLIDATED SER.	IT PORT - STEVEDORING - MT	36,490.19
Sudan	KALZAC CONSOLIDATED SER.	IT PORT - STORAGE - MT	30,292.03
Sudan	KAMO TRANSPORT	IT LANDSIDE TRANSPORT - MT	59,941.81
Sudan	KARKAR TRANSPORT CO. LTD.	IT LANDSIDE TRANSPORT - MT	92,930.96
Sudan	KARKAR TRANSPORT CO. LTD.	IT LANDSIDE TRANSPORT - MT	90,922.69
Sudan	KARKAR TRANSPORT CO. LTD.	IT LANDSIDE TRANSPORT - MT	86,124.18
Sudan	KARKAR TRANSPORT CO. LTD.	IT LANDSIDE TRANSPORT - MT	33,713.25
Sudan	KLAMENDO, TRADING AND SERVICES CO.	IT LANDSIDE TRANSPORT - MT	256,376.91
Sudan	KLAMENDO, TRADING AND SERVICES CO.	IT LANDSIDE TRANSPORT - MT	170,874.29
Sudan	KLAMENDO, TRADING AND SERVICES CO.	IT LANDSIDE TRANSPORT - MT	155,027.40
Sudan	KLAMENDO, TRADING AND SERVICES CO.	IT LANDSIDE TRANSPORT - MT	154,218.75
Sudan	KLAMENDO, TRADING AND SERVICES CO.	IT LANDSIDE TRANSPORT - MT	139,960.43
Sudan	KLAMENDO, TRADING AND SERVICES CO.	IT LANDSIDE TRANSPORT - MT	131,179.06
Sudan	KLAMENDO, TRADING AND SERVICES CO.	IT LANDSIDE TRANSPORT - MT	113,941.91
Sudan	KLAMENDO, TRADING AND SERVICES CO.	IT LANDSIDE TRANSPORT - MT	105,909.04
Sudan	KLAMENDO, TRADING AND SERVICES CO.	IT LANDSIDE TRANSPORT - MT	104,147.99
Sudan	KLAMENDO, TRADING AND SERVICES CO.	IT LANDSIDE TRANSPORT - MT	88,797.64

WFP continued



## Major contracts for services and works by UN organization

AGENCY			Contract Value
Location of Supplier	Name of Contractor	Description of Services	USD
Sudan	KLAMENDO, TRADING AND SERVICES CO.	IT LANDSIDE TRANSPORT - MT	64,488.29
Sudan	KLAMENDO, TRADING AND SERVICES CO.	IT LANDSIDE TRANSPORT - MT	51,117.19
Sudan	KLAMENDO, TRADING AND SERVICES CO.	IT LANDSIDE TRANSPORT - MT	38,239.75
Sudan	LINES SHIPPING AGENCIES CO.LTD	OV PORT STORAGE - MT	153,247.26
Sudan	Loading & Offload. Coop. Society	IT PORT - STORAGE - MT	41,254.25
Sudan	Loading & Offload. Coop. Society	IT PORT - STORAGE - MT	40,774.76
Sudan	Loading & Offload. Coop. Society	IT PORT - STORAGE - MT	38,699.87
Sudan	Loading & Offload. Coop. Society	IT PORT - STORAGE - MT	33,524.02
Sudan	Loading & Offload. Coop. Society	OV PORT STORAGE - MT	33,590.77
Sudan	Lokimajid Forwarding Ltd	IT EDP STORAGE - MT	167,330.66
Sudan	Lokimajid Forwarding Ltd	IT EDP STORAGE - MT	164,584.60
Sudan	Lokimajid Forwarding Ltd	IT EDP STORAGE - MT	101,466.67
Sudan	Lokimajid Forwarding Ltd	IT EDP STORAGE - MT	89,346.45
Sudan	M.H.M CLEARING & FORWARDING	IT PORT - STORAGE - MT	52,629.54
Sudan	M.H.M CLEARING & FORWARDING	OV PORT STEVEDORING - MT	45,294.98
Sudan	NRTC-KEER FOR RIVER TRANSPORT CO.LT	SRF TRP (IN) & REL SERV. SP. LOGS - MT	570,720.00
Sudan	NRTC-KEER FOR RIVER TRANSPORT CO.LT	SRF TRP (IN) & REL SERV. SP. LOGS - MT	350,755.00
Sudan	NRTC-KEER FOR RIVER TRANSPORT CO.LT	SRF TRP (IN) & REL SERV. SP. LOGS - MT	257,600.00
Sudan	NRTC-KEER FOR RIVER TRANSPORT CO.LT	SRF TRP (IN) & REL SERV. SP. LOGS - MT	249,200.00
Sudan	NRTC-KEER FOR RIVER TRANSPORT CO.LT	SRF TRP (IN) & REL SERV. SP. LOGS - MT	53,200.00
Sudan	NRTC-KEER FOR RIVER TRANSPORT CO.LT	SRF TRP (IN) & REL SERV. SP. LOGS - MT	51,450.00
Sudan	OMAR ALHAJAHMED ENTERPRISES	IT PORT - STORAGE - MT	30,000.00
Sudan	PAMELA TRANSPORT COMPANY LTD.	IT LANDSIDE TRANSPORT - MT	97,582.77
Sudan	PAMELA TRANSPORT COMPANY LTD.	IT LANDSIDE TRANSPORT - MT	93,307.53
Sudan	PAMELA TRANSPORT COMPANY LTD.	IT LANDSIDE TRANSPORT - MT	63,811.45
Sudan	PAMELA TRANSPORT COMPANY LTD.	IT LANDSIDE TRANSPORT - MT	41,133.11
Sudan	PANCROP COMMERCIAL CO LTD	IT LANDSIDE TRANSPORT - MT	439,971.48
Sudan	PANCROP COMMERCIAL CO LTD	IT LANDSIDE TRANSPORT - MT	211,092.76
Sudan	PANCROP COMMERCIAL CO LTD	IT LANDSIDE TRANSPORT - MT	190,317.12
Sudan	PANCROP COMMERCIAL CO LTD	IT LANDSIDE TRANSPORT - MT	89,806.95
Sudan	PANCROP COMMERCIAL CO LTD	IT LANDSIDE TRANSPORT - MT	88,256.17
Sudan	PANCROP COMMERCIAL CO LTD	IT LANDSIDE TRANSPORT - MT	85,082.47
Sudan	PANCROP COMMERCIAL CO LTD	IT LANDSIDE TRANSPORT - MT	83,956.57
Sudan	PANCROP COMMERCIAL CO LTD	IT LANDSIDE TRANSPORT - MT	63,559.39
Sudan	PWC LOGISTICS Co. Ltd.	IT LANDSIDE TRANSPORT - MT	276,307.51
Sudan	PWC LOGISTICS Co. Ltd.	IT LANDSIDE TRANSPORT - MT	187,458.61
Sudan	RAIBA TRANS LTD.	IT LANDSIDE TRANSPORT - MT	2,922,486.50
Sudan	RAIBA TRANS LTD.	IT LANDSIDE TRANSPORT - MT	1,871,135.42
Sudan	RAIBA TRANS LTD.	IT LANDSIDE TRANSPORT - MT	1,282,779.72
Sudan	RAIBA TRANS LTD.	IT LANDSIDE TRANSPORT - MT	1,147,502.92
Sudan	RAIBA TRANS LTD.	IT LANDSIDE TRANSPORT - MT	880,798.07
Sudan	RAIBA TRANS LTD.	IT LANDSIDE TRANSPORT - MT	758,648.69
Sudan	RAIBA TRANS LTD.	IT LANDSIDE TRANSPORT - MT	525,608.69
Sudan	RAIBA TRANS LTD.	IT LANDSIDE TRANSPORT - MT	423,521.93
Sudan	RAIBA TRANS LTD.	IT LANDSIDE TRANSPORT - MT	250,666.67
Sudan	RAIBA TRANS LTD.	IT LANDSIDE TRANSPORT - MT	220,588.77
Sudan	RAIBA TRANS LTD.	IT LANDSIDE TRANSPORT - MT	213,751.20
Sudan	RAIBA TRANS LTD.	IT LANDSIDE TRANSPORT - MT	172,374.51
Sudan	RAIBA TRANS LTD.	IT LANDSIDE TRANSPORT - MT	105,538.01
Sudan	RAIBA TRANS LTD.	IT LANDSIDE TRANSPORT - MT	78,850.00
Sudan	RAIBA TRANS LTD.	IT LANDSIDE TRANSPORT - MT	62,366.10
Sudan	RAIBA TRANS LTD.	IT LANDSIDE TRANSPORT - MT	30,232.04
Sudan	RUSSEL TRANSPORT CO.LTD	IT LANDSIDE TRANSPORT - MT	100,453.36
Sudan	RUSSEL TRANSPORT CO.LTD	IT LANDSIDE TRANSPORT - MT	66,299.35
Sudan	RUSSEL TRANSPORT CO.LTD	IT LANDSIDE TRANSPORT - MT	51,069.25
Sudan	RUSSEL TRANSPORT CO.LTD	IT LANDSIDE TRANSPORT - MT	47,065.12
Sudan	RUSSEL TRANSPORT CO.LTD	SRF TRP (IN) & REL SERV. SP. LOGS - MT	173,759.60
Sudan	RUSSEL TRANSPORT CO.LTD	SRF TRP (IN) & REL SERV. SP. LOGS - MT	50,880.00
Sudan	S.A.M. Transport	IT LANDSIDE TRANSPORT - MT	379,066.44
Sudan	S.A.M. Transport	IT LANDSIDE TRANSPORT - MT	301,448.00
Sudan	S.A.M. Transport	IT LANDSIDE TRANSPORT - MT	180,524.87
Sudan	S.A.M. Transport	IT LANDSIDE TRANSPORT - MT	146,883.33
Sudan	S.A.M. Transport	IT LANDSIDE TRANSPORT - MT	115,104.92
Sudan	S.A.M. Transport	IT LANDSIDE TRANSPORT - MT	110,888.68
Sudan	S.A.M. Transport	IT LANDSIDE TRANSPORT - MT	87,217.99
Sudan	S.A.M. Transport	IT LANDSIDE TRANSPORT - MT	45,234.33
Sudan	SAMAH FOR TRANSPORT	SRF TRP (IN) & REL SERV. SP. LOGS - MT	115,940.00
Sudan	SAMAH FOR TRANSPORT	SRF TRP (IN) & REL SERV. SP. LOGS - MT	81,119.40
Sudan	SAYGA FOOD INDUSTRIES	IT EDP STORAGE - MT	621,325.29
Sudan	SAYGA FOOD INDUSTRIES	IT PORT - PACKAGING/BAG MARKING - MT	1,066,106.86
Sudan	SAYGA FOOD INDUSTRIES	IT PORT - PACKAGING/BAG MARKING - MT	719,490.60
Sudan	SAYGA FOOD INDUSTRIES	IT PORT - STEVEDORING - MT	489,707.36
Sudan	SAYGA FOOD INDUSTRIES	IT PORT - STEVEDORING - MT	231,023.13
Sudan	SAYGA FOOD INDUSTRIES	IT PORT - STORAGE - MT	244,475.02
Sudan	SHAMI COMMERCIAL AGENCIES	IT PORT - STEVEDORING - MT	82,629.18
Sudan	SHAMI COMMERCIAL AGENCIES	IT PORT - STEVEDORING - MT	66,420.28
Sudan	SHANKIAN COMMERCIAL & INVESTMENT	SRF TRP (IN) & REL SERV. SP. LOGS - MT	114,000.00
Sudan	SHUKRAN ROAD TRANSPORT CO.	IT LANDSIDE TRANSPORT - MT	150,168.54
Sudan	SHUKRAN ROAD TRANSPORT CO.	IT LANDSIDE TRANSPORT - MT	48,536.37
Sudan	SHUKRAN ROAD TRANSPORT CO.	IT LANDSIDE TRANSPORT - MT	39,760.51
Sudan	SUDANESE FOOTWEAR MANUFAC. (SATA)	IT TSHIP WAREHOUSE RENTAL - MT	102,025.02
Sudan	SUDANESE RIVER TRANSPORTATION CO.LT	SRF TRP (IN) & REL SERV. SP. LOGS - MT	361,687.00
Sudan	SUDANESE RIVER TRANSPORTATION CO.LT	SRF TRP (IN) & REL SERV. SP. LOGS - MT	231,910.00
Sudan	SUDANESE RIVER TRANSPORTATION CO.LT	SRF TRP (IN) & REL SERV. SP. LOGS - MT	231,855.00
Sudan	SUDANESE RIVER TRANSPORTATION CO.LT	SRF TRP (IN) & REL SERV. SP. LOGS - MT	215,600.00
Sudan	SUDANESE RIVER TRANSPORTATION CO.LT	SRF TRP (IN) & REL SERV. SP. LOGS - MT	148,625.00
Sudan	SUDANESE RIVER TRANSPORTATION CO.LT	SRF TRP (IN) & REL SERV. SP. LOGS - MT	142,800.00
Sudan	TAJUJ FOR DEVELOPMENT & INVESTMENT	IT LANDSIDE TRANSPORT - MT	197,644.73
Sudan	TAJUJ FOR DEVELOPMENT & INVESTMENT	IT LANDSIDE TRANSPORT - MT	111,139.40
Sudan	TAJUJ FOR DEVELOPMENT & INVESTMENT	IT LANDSIDE TRANSPORT - MT	43,836.74
Sudan	Trojan Enterprises (South Sudan) Lt	SRF TRP (IN) & REL SERV. SP. LOGS - MT	37,272.00
Sudan	UM DAFASO TRANSPORTATION	IT LANDSIDE TRANSPORT - MT	128,366.42
Sudan	UM DAFASO TRANSPORTATION	IT LANDSIDE TRANSPORT - MT	99,212.71
Sudan	UM DAFASO TRANSPORTATION	IT LANDSIDE TRANSPORT - MT	46,840.28
Sudan	UM DAFASO TRANSPORTATION	IT LANDSIDE TRANSPORT - MT	31,060.29
Sudan	UM DAFASO TRANSPORTATION	SRF TRP (EX) & REL SERV. SP. LOGS - MT	35,172.72
Sudan	UM DAFASO TRANSPORTATION	SRF TRP (IN) & REL SERV. SP. LOGS - MT	52,070.00
Sudan	UM DAFASO TRANSPORTATION	SRF TRP (IN) & REL SERV. SP. LOGS - MT	38,862.32
Sudan	UM DRABA TRADING & TRANSPORTAION	IT LANDSIDE TRANSPORT - MT	233,795.51
Sudan	UM DRABA TRADING & TRANSPORTAION	IT LANDSIDE TRANSPORT - MT	185,734.50
Sudan	UM DRABA TRADING & TRANSPORTAION	IT LANDSIDE TRANSPORT - MT	82,589.21
Sudan	UM DRABA TRADING & TRANSPORTAION	IT LANDSIDE TRANSPORT - MT	74,473.92
Sudan	UM DRABA TRADING & TRANSPORTAION	IT LANDSIDE TRANSPORT - MT	57,537.08
Sudan	UM DRABA TRADING & TRANSPORTAION	IT LANDSIDE TRANSPORT - MT	50,989.58
Sudan	UM DRABA TRADING & TRANSPORTAION	IT LANDSIDE TRANSPORT - MT	30,460.80
Sudan	URANUS TRANSPORTATION	IT LANDSIDE TRANSPORT - MT	131,329.53
Sudan	URANUS TRANSPORTATION	IT LANDSIDE TRANSPORT - MT	124,371.13
Sudan	URANUS TRANSPORTATION	IT LANDSIDE TRANSPORT - MT	111,250.54
Sudan	URANUS TRANSPORTATION	IT LANDSIDE TRANSPORT - MT	97,634.11
Sudan	URANUS TRANSPORTATION	IT LANDSIDE TRANSPORT - MT	92,215.40
Sudan	URANUS TRANSPORTATION	IT LANDSIDE TRANSPORT - MT	60,898.82
Sudan	URANUS TRANSPORTATION	IT LANDSIDE TRANSPORT - MT	54,271.38
Sudan	URANUS TRANSPORTATION	IT LANDSIDE TRANSPORT - MT	37,840.82

WFP continued



## Major contracts for services and works by UN organization

AGENCY			Contract Value
Location of Supplier	Name of Contractor	Description of Services	USD
Sudan	URANUS TRANSPORTATION	IT LANDSIDE TRANSPORT - MT	35,708.93
Sudan	URANUS TRANSPORTATION	IT LANDSIDE TRANSPORT - MT	30,463.39
Sudan	WAD ALGLAL FOR TANKERES CLEANING &	IT LANDSIDE TRANSPORT - MT	113,792.65
Sudan	WAD ALGLAL FOR TANKERES CLEANING &	SRF TRP (IN) & REL SERV. SP. LOGS - MT	114,070.00
Sudan	WAD ALGLAL FOR TANKERES CLEANING &	SRF TRP (IN) & REL SERV. SP. LOGS - MT	76,820.00
Sudan	World System Trasport (WST)	IT LANDSIDE TRANSPORT - MT	364,759.57
Sudan	World System Trasport (WST)	IT LANDSIDE TRANSPORT - MT	214,790.36
Sudan	World System Trasport (WST)	IT LANDSIDE TRANSPORT - MT	138,409.51
Sudan	World System Trasport (WST)	IT LANDSIDE TRANSPORT - MT	108,191.25
Sudan	World System Trasport (WST)	IT LANDSIDE TRANSPORT - MT	106,831.35
Sudan	World System Trasport (WST)	IT LANDSIDE TRANSPORT - MT	99,946.66
Sudan	World System Trasport (WST)	IT LANDSIDE TRANSPORT - MT	87,127.03
Sudan	World System Trasport (WST)	IT LANDSIDE TRANSPORT - MT	80,492.61
Sudan	World System Trasport (WST)	IT LANDSIDE TRANSPORT - MT	76,479.70
Sudan	World System Trasport (WST)	IT LANDSIDE TRANSPORT - MT	35,347.14
Sudan	World System Trasport (WST)	IT LANDSIDE TRANSPORT - MT	32,963.97
Sudan	YAR ALEC FOR TRANSPORT	IT LANDSIDE TRANSPORT - MT	199,195.72
Sudan	YAR ALEC FOR TRANSPORT	IT LANDSIDE TRANSPORT - MT	163,258.70
Sudan	YAR ALEC FOR TRANSPORT	IT LANDSIDE TRANSPORT - MT	145,306.17
Sudan	YAR ALEC FOR TRANSPORT	IT LANDSIDE TRANSPORT - MT	85,425.00
Sudan	YAR ALEC FOR TRANSPORT	IT LANDSIDE TRANSPORT - MT	70,954.57
Sudan	YAR ALEC FOR TRANSPORT	SRF TRP (IN) & REL SERV. SP. LOGS - MT	131,300.00
Sudan	YAR ALEC FOR TRANSPORT	SRF TRP (IN) & REL SERV. SP. LOGS - MT	102,334.95
Swaziland	MAQALF TRANSPORT	IT LANDSIDE TRANSPORT - MT	38,499.48
Sweden	MSB FLEET MANAGEMENT DRC	IT LANDSIDE TRANSPORT - MT	171,101.05
Sweden	MSB FLEET MANAGEMENT DRC	IT LANDSIDE TRANSPORT - MT	171,101.05
Sweden	MSB FLEET MANAGEMENT DRC	IT OTHER - MT	167,451.52
Sweden	MSB FLEET MANAGEMENT DRC	MEET /TRAIN /WORKSH.	534,246.57
Switzerland	BARWIL AGENCIES LTD. FOR SHIPPING A	OC FREIGHT - MT	52,713.74
Switzerland	BARWIL AGENCIES LTD. FOR SHIPPING A	OC FREIGHT - MT	31,487.80
Switzerland	BERGE MARITIMA S.L.	OC FREIGHT - MT	85,053.87
Switzerland	BERGE MARITIMA S.L.	OC FREIGHT - MT	77,424.58
Switzerland	BERGE MARITIMA S.L.	OC FREIGHT - MT	52,004.53
Switzerland	BERGE MARITIMA S.L.	OC FREIGHT - MT	43,027.01
Switzerland	BERGE MARITIMA S.L.	OC FREIGHT - MT	42,053.14
Switzerland	BERGE MARITIMA S.L.	OC FREIGHT - MT	31,112.26
Switzerland	Berge Project Cargo,SL	OC FREIGHT - MT	190,925.87
Switzerland	Berge Project Cargo,SL	OC FREIGHT - MT	190,447.78
Switzerland	Berge Project Cargo,SL	OC FREIGHT - MT	190,420.11
Switzerland	Berge Project Cargo,SL	OC FREIGHT - MT	105,878.38
Switzerland	Berge Project Cargo,SL	OC FREIGHT - MT	99,633.66
Switzerland	Berge Project Cargo,SL	OC FREIGHT - MT	91,712.18
Switzerland	Berge Project Cargo,SL	OC FREIGHT - MT	79,159.50
Switzerland	Berge Project Cargo,SL	OC FREIGHT - MT	70,573.28
Switzerland	Berge Project Cargo,SL	OC FREIGHT - MT	65,712.14
Switzerland	Berge Project Cargo,SL	OC FREIGHT - MT	35,557.11
Switzerland	Damco Logistics Brasil	OC FREIGHT - MT	124,069.56
Switzerland	Damco Logistics Brasil	OC FREIGHT - MT	121,786.50
Switzerland	Damco Logistics Brasil	OC FREIGHT - MT	121,756.95
Switzerland	Damco Logistics Brasil	OC FREIGHT - MT	101,114.37
Switzerland	Damco Logistics Brasil	OC FREIGHT - MT	100,999.54
Switzerland	Damco Logistics Brasil	OC FREIGHT - MT	76,581.73
Switzerland	Damco Logistics Brasil	OC FREIGHT - MT	70,163.00
Switzerland	Damco Logistics Brasil	OC FREIGHT - MT	69,482.54
Switzerland	Damco Logistics Brasil	OC FREIGHT - MT	64,192.25
Switzerland	Damco Logistics Brasil	OC FREIGHT - MT	61,946.14
Switzerland	Damco Logistics Brasil	OC FREIGHT - MT	61,945.00
Switzerland	Damco Logistics Brasil	OC FREIGHT - MT	60,973.57
Switzerland	Damco Logistics Brasil	OC FREIGHT - MT	60,973.23
Switzerland	Damco Logistics Brasil	OC FREIGHT - MT	59,517.19
Switzerland	Damco Logistics Brasil	OC FREIGHT - MT	58,068.60
Switzerland	Damco Logistics Brasil	OC FREIGHT - MT	57,315.93
Switzerland	Damco Logistics Brasil	OC FREIGHT - MT	54,067.21
Switzerland	Damco Logistics Brasil	OC FREIGHT - MT	47,096.80
Switzerland	Damco Logistics Brasil	OC FREIGHT - MT	45,126.00
Switzerland	Damco Logistics Brasil	OC FREIGHT - MT	42,935.53
Switzerland	Damco Logistics Brasil	OC FREIGHT - MT	39,071.00
Switzerland	Damco Logistics Brasil	OC FREIGHT - MT	37,198.28
Switzerland	Damco Logistics Brasil	OC FREIGHT - MT	36,576.00
Switzerland	Damco Logistics Brasil	OC FREIGHT - MT	36,437.29
Switzerland	Damco Logistics Brasil	OC FREIGHT - MT	36,263.70
Switzerland	Damco Logistics Brasil	OC FREIGHT - MT	34,916.49
Switzerland	Damco Logistics Brasil	OC FREIGHT - MT	31,036.50
Switzerland	GAC PAKISTAN (PRIVATE) LTD	OC FREIGHT - MT	136,453.94
Switzerland	GAC PAKISTAN (PRIVATE) LTD	OC FREIGHT - MT	49,202.34
Switzerland	GAC PAKISTAN (PRIVATE) LTD	OC FREIGHT - MT	47,314.75
Switzerland	GAC Shipping (I) Pvt Ltd.	OC FREIGHT - MT	62,419.50
Switzerland	GAC Shipping (I) Pvt Ltd.	OC FREIGHT - MT	61,814.26
Switzerland	GAC Shipping (I) Pvt Ltd.	OC FREIGHT - MT	46,810.63
Switzerland	GAC Shipping (I) Pvt Ltd.	OC FREIGHT - MT	46,797.20
Switzerland	GAC Shipping (I) Pvt Ltd.	OC FREIGHT - MT	46,737.67
Switzerland	GAC Shipping (I) Pvt Ltd.	OC FREIGHT - MT	42,684.08
Switzerland	GAC Shipping (I) Pvt Ltd.	OC FREIGHT - MT	37,617.82
Switzerland	GAC Shipping (I) Pvt Ltd.	OC FREIGHT - MT	37,061.97
Switzerland	GAC Shipping (I) Pvt Ltd.	OC FREIGHT - MT	35,292.12
Switzerland	GAC Shipping (I) Pvt Ltd.	OC FREIGHT - MT	32,545.22
Switzerland	GAC Shipping (I) Pvt Ltd.	OC FREIGHT - MT	32,260.11
Switzerland	GAC Shipping (I) Pvt Ltd.	OC FREIGHT - MT	31,213.86
Switzerland	GAC Shipping (I) Pvt Ltd.	OC FREIGHT - MT	30,712.07
Switzerland	GAC Shipping (I) Pvt Ltd.	OC FREIGHT - MT	30,353.56
Switzerland	GEODIS WILSON USA Inc.	OC FREIGHT - MT	309,808.00
Switzerland	GEODIS WILSON USA Inc.	OC FREIGHT - MT	260,662.64
Switzerland	GEODIS WILSON USA Inc.	OC FREIGHT - MT	219,488.00
Switzerland	GEODIS WILSON USA Inc.	OC FREIGHT - MT	197,600.00
Switzerland	GEODIS WILSON USA Inc.	OC FREIGHT - MT	163,976.13
Switzerland	GEODIS WILSON USA Inc.	OC FREIGHT - MT	160,531.67
Switzerland	GEODIS WILSON USA Inc.	OC FREIGHT - MT	118,181.01
Switzerland	GEODIS WILSON USA Inc.	OC FREIGHT - MT	116,600.81
Switzerland	GEODIS WILSON USA Inc.	OC FREIGHT - MT	103,861.96
Switzerland	GEODIS WILSON USA Inc.	OC FREIGHT - MT	94,944.00
Switzerland	GEODIS WILSON USA Inc.	OC FREIGHT - MT	93,860.00
Switzerland	GEODIS WILSON USA Inc.	OC FREIGHT - MT	80,868.17
Switzerland	GEODIS WILSON USA Inc.	OC FREIGHT - MT	74,022.28
Switzerland	GEODIS WILSON USA Inc.	OC FREIGHT - MT	73,752.00
Switzerland	GEODIS WILSON USA Inc.	OC FREIGHT - MT	70,275.45
Switzerland	GEODIS WILSON USA Inc.	OC FREIGHT - MT	70,242.00
Switzerland	GEODIS WILSON USA Inc.	OC FREIGHT - MT	68,880.00
Switzerland	GEODIS WILSON USA Inc.	OC FREIGHT - MT	59,712.00
Switzerland	GEODIS WILSON USA Inc.	OC FREIGHT - MT	54,939.69
Switzerland	GEODIS WILSON USA Inc.	OC FREIGHT - MT	54,574.20
Switzerland	GEODIS WILSON USA Inc.	OC FREIGHT - MT	51,550.00
Switzerland	GEODIS WILSON USA Inc.	OC FREIGHT - MT	43,917.00
Switzerland	GEODIS WILSON USA Inc.	OC FREIGHT - MT	42,984.00

WFP continued

## Major contracts for services and works by UN organization

AGENCY			Contract Value
Location of Supplier	Name of Contractor	Description of Services	USD
Switzerland	GEODIS WILSON USA Inc.	OC FREIGHT - MT	36,897.00
Switzerland	GEODIS WILSON USA Inc.	OC FREIGHT - MT	36,144.00
Switzerland	GEODIS WILSON USA Inc.	OC FREIGHT - MT	32,428.00
Switzerland	GEODIS WILSON USA Inc.	OC FREIGHT - MT	30,324.00
Switzerland	GULF AGENCY CO (EGYPT) LTD	OC FREIGHT - MT	40,864.64
Switzerland	GULF AGENCY DENIZCILIK A.S.	LESS ET OCEAN - MT	81,857.39
Switzerland	GULF AGENCY DENIZCILIK A.S.	OC FREIGHT - MT	98,758.67
Switzerland	GULF AGENCY DENIZCILIK A.S.	OC FREIGHT - MT	97,032.41
Switzerland	GULF AGENCY DENIZCILIK A.S.	OC FREIGHT - MT	92,774.10
Switzerland	GULF AGENCY DENIZCILIK A.S.	OC FREIGHT - MT	74,079.26
Switzerland	GULF AGENCY DENIZCILIK A.S.	OC FREIGHT - MT	71,364.15
Switzerland	GULF AGENCY DENIZCILIK A.S.	OC FREIGHT - MT	66,391.64
Switzerland	GULF AGENCY DENIZCILIK A.S.	OC FREIGHT - MT	64,718.91
Switzerland	GULF AGENCY DENIZCILIK A.S.	OC FREIGHT - MT	62,725.80
Switzerland	GULF AGENCY DENIZCILIK A.S.	OC FREIGHT - MT	59,645.97
Switzerland	GULF AGENCY DENIZCILIK A.S.	OC FREIGHT - MT	59,645.97
Switzerland	GULF AGENCY DENIZCILIK A.S.	OC FREIGHT - MT	59,645.97
Switzerland	GULF AGENCY DENIZCILIK A.S.	OC FREIGHT - MT	58,317.88
Switzerland	GULF AGENCY DENIZCILIK A.S.	OC FREIGHT - MT	53,399.08
Switzerland	GULF AGENCY DENIZCILIK A.S.	OC FREIGHT - MT	50,867.88
Switzerland	GULF AGENCY DENIZCILIK A.S.	OC FREIGHT - MT	47,321.03
Switzerland	GULF AGENCY DENIZCILIK A.S.	OC FREIGHT - MT	43,723.00
Switzerland	GULF AGENCY DENIZCILIK A.S.	OC FREIGHT - MT	42,331.43
Switzerland	GULF AGENCY DENIZCILIK A.S.	OC FREIGHT - MT	40,158.52
Switzerland	GULF AGENCY DENIZCILIK A.S.	OC FREIGHT - MT	37,532.65
Switzerland	GULF AGENCY DENIZCILIK A.S.	OC FREIGHT - MT	37,081.55
Switzerland	GULF AGENCY DENIZCILIK A.S.	OC FREIGHT - MT	37,062.11
Switzerland	GULF AGENCY DENIZCILIK A.S.	OC FREIGHT - MT	36,593.09
Switzerland	GULF AGENCY DENIZCILIK A.S.	OC FREIGHT - MT	35,804.55
Switzerland	GULF AGENCY DENIZCILIK A.S.	OC FREIGHT - MT	31,852.79
Switzerland	JOHNSON AND DEVER INC.	OC FREIGHT - MT	32,554.00
Switzerland	KING AND SONS A Division of Grindr	OC FREIGHT - MT	106,259.36
Switzerland	KING AND SONS A Division of Grindr	OC FREIGHT - MT	65,884.47
Switzerland	KING AND SONS A Division of Grindr	OC FREIGHT - MT	55,838.99
Switzerland	KING AND SONS A Division of Grindr	OC FREIGHT - MT	51,270.87
Switzerland	KING AND SONS A Division of Grindr	OC FREIGHT - MT	46,956.53
Switzerland	KING AND SONS A Division of Grindr	OC FREIGHT - MT	40,991.86
Switzerland	KING AND SONS A Division of Grindr	OC FREIGHT - MT	39,630.22
Switzerland	KING AND SONS A Division of Grindr	OC FREIGHT - MT	37,792.83
Switzerland	KING AND SONS A Division of Grindr	OC FREIGHT - MT	36,761.56
Switzerland	KING AND SONS A Division of Grindr	OC FREIGHT - MT	36,683.53
Switzerland	KING AND SONS A Division of Grindr	OC FREIGHT - MT	34,112.57
Switzerland	KING AND SONS A Division of Grindr	OC FREIGHT - MT	33,758.53
Switzerland	KING AND SONS A Division of Grindr	OC FREIGHT - MT	33,733.33
Switzerland	KING AND SONS A Division of Grindr	OC FREIGHT - MT	32,578.84
Switzerland	KING AND SONS A Division of Grindr	OC FREIGHT - MT	32,466.75
Switzerland	KING AND SONS A Division of Grindr	OC FREIGHT - MT	31,300.68
Switzerland	KING AND SONS A Division of Grindr	OC FREIGHT - MT	31,151.32
Switzerland	KING AND SONS A Division of Grindr	OC FREIGHT - MT	30,925.23
Switzerland	KING AND SONS A Division of Grindr	OC FREIGHT - MT	30,498.70
Switzerland	KING AND SONS A Division of Grindr	OC FREIGHT - MT	30,451.72
Switzerland	Maxx Intermodal Systems LLC	LESS ET OCEAN - MT	32,611.00
Switzerland	Maxx Intermodal Systems LLC	OC FREIGHT - MT	43,935.00
Switzerland	Maxx Intermodal Systems LLC	OC FREIGHT - MT	36,891.00
Switzerland	Maxx Intermodal Systems LLC	OC FREIGHT - MT	33,419.00
Switzerland	MSC MEDITERRANEAN SHIPPING COMPANY	OC FREIGHT - MT	239,760.00
Switzerland	MSC MEDITERRANEAN SHIPPING COMPANY	OC FREIGHT - MT	96,256.00
Switzerland	MSC MEDITERRANEAN SHIPPING COMPANY	OC FREIGHT - MT	73,728.00
Switzerland	MSC MEDITERRANEAN SHIPPING COMPANY	OC FREIGHT - MT	70,564.00
Switzerland	MSC MEDITERRANEAN SHIPPING COMPANY	OC FREIGHT - MT	67,496.00
Switzerland	MSC MEDITERRANEAN SHIPPING COMPANY	OC FREIGHT - MT	55,462.00
Switzerland	MSC MEDITERRANEAN SHIPPING COMPANY	OC FREIGHT - MT	43,160.00
Switzerland	MSC MEDITERRANEAN SHIPPING COMPANY	OC FREIGHT - MT	31,470.00
Switzerland	PAOLO SCERNI S.P.A.	OC FREIGHT - MT	88,286.52
Switzerland	PAOLO SCERNI S.P.A.	OC FREIGHT - MT	88,221.54
Switzerland	PAOLO SCERNI S.P.A.	OC FREIGHT - MT	88,190.41
Switzerland	PAOLO SCERNI S.P.A.	OC FREIGHT - MT	83,247.41
Switzerland	PAOLO SCERNI S.P.A.	OC FREIGHT - MT	80,042.97
Switzerland	PAOLO SCERNI S.P.A.	OC FREIGHT - MT	78,739.25
Switzerland	PAOLO SCERNI S.P.A.	OC FREIGHT - MT	74,557.50
Switzerland	PAOLO SCERNI S.P.A.	OC FREIGHT - MT	71,675.78
Switzerland	PAOLO SCERNI S.P.A.	OC FREIGHT - MT	71,548.33
Switzerland	PAOLO SCERNI S.P.A.	OC FREIGHT - MT	70,013.04
Switzerland	PAOLO SCERNI S.P.A.	OC FREIGHT - MT	70,012.68
Switzerland	PAOLO SCERNI S.P.A.	OC FREIGHT - MT	69,947.45
Switzerland	PAOLO SCERNI S.P.A.	OC FREIGHT - MT	69,779.68
Switzerland	PAOLO SCERNI S.P.A.	OC FREIGHT - MT	67,911.47
Switzerland	PAOLO SCERNI S.P.A.	OC FREIGHT - MT	67,911.43
Switzerland	PAOLO SCERNI S.P.A.	OC FREIGHT - MT	65,758.15
Switzerland	PAOLO SCERNI S.P.A.	OC FREIGHT - MT	64,377.16
Switzerland	PAOLO SCERNI S.P.A.	OC FREIGHT - MT	64,161.97
Switzerland	PAOLO SCERNI S.P.A.	OC FREIGHT - MT	64,161.25
Switzerland	PAOLO SCERNI S.P.A.	OC FREIGHT - MT	61,181.52
Switzerland	PAOLO SCERNI S.P.A.	OC FREIGHT - MT	59,698.45
Switzerland	PAOLO SCERNI S.P.A.	OC FREIGHT - MT	59,696.56
Switzerland	PAOLO SCERNI S.P.A.	OC FREIGHT - MT	58,627.43
Switzerland	PAOLO SCERNI S.P.A.	OC FREIGHT - MT	58,098.69
Switzerland	PAOLO SCERNI S.P.A.	OC FREIGHT - MT	56,660.51
Switzerland	PAOLO SCERNI S.P.A.	OC FREIGHT - MT	56,556.09
Switzerland	PAOLO SCERNI S.P.A.	OC FREIGHT - MT	54,998.89
Switzerland	PAOLO SCERNI S.P.A.	OC FREIGHT - MT	54,576.69
Switzerland	PAOLO SCERNI S.P.A.	OC FREIGHT - MT	54,353.93
Switzerland	PAOLO SCERNI S.P.A.	OC FREIGHT - MT	53,565.93
Switzerland	PAOLO SCERNI S.P.A.	OC FREIGHT - MT	53,565.48
Switzerland	PAOLO SCERNI S.P.A.	OC FREIGHT - MT	53,128.67
Switzerland	PAOLO SCERNI S.P.A.	OC FREIGHT - MT	52,271.52
Switzerland	PAOLO SCERNI S.P.A.	OC FREIGHT - MT	52,154.62
Switzerland	PAOLO SCERNI S.P.A.	OC FREIGHT - MT	51,928.47
Switzerland	PAOLO SCERNI S.P.A.	OC FREIGHT - MT	51,812.10
Switzerland	PAOLO SCERNI S.P.A.	OC FREIGHT - MT	50,994.63
Switzerland	PAOLO SCERNI S.P.A.	OC FREIGHT - MT	50,940.44
Switzerland	PAOLO SCERNI S.P.A.	OC FREIGHT - MT	50,671.92
Switzerland	PAOLO SCERNI S.P.A.	OC FREIGHT - MT	49,259.40
Switzerland	PAOLO SCERNI S.P.A.	OC FREIGHT - MT	48,567.66
Switzerland	PAOLO SCERNI S.P.A.	OC FREIGHT - MT	48,448.68
Switzerland	PAOLO SCERNI S.P.A.	OC FREIGHT - MT	48,430.13
Switzerland	PAOLO SCERNI S.P.A.	OC FREIGHT - MT	48,355.00
Switzerland	PAOLO SCERNI S.P.A.	OC FREIGHT - MT	47,775.47
Switzerland	PAOLO SCERNI S.P.A.	OC FREIGHT - MT	46,709.26
Switzerland	PAOLO SCERNI S.P.A.	OC FREIGHT - MT	46,521.64
Switzerland	PAOLO SCERNI S.P.A.	OC FREIGHT - MT	46,312.67
Switzerland	PAOLO SCERNI S.P.A.	OC FREIGHT - MT	45,353.47
Switzerland	PAOLO SCERNI S.P.A.	OC FREIGHT - MT	44,837.38

WFP continued

## Major contracts for services and works by UN organization

AGENCY			Contract Value
Location of Supplier	Name of Contractor	Description of Services	USD
Switzerland	PAOLO SCERNI S.P.A.	OC FREIGHT - MT	43,395.29
Switzerland	PAOLO SCERNI S.P.A.	OC FREIGHT - MT	41,760.86
Switzerland	PAOLO SCERNI S.P.A.	OC FREIGHT - MT	40,314.65
Switzerland	PAOLO SCERNI S.P.A.	OC FREIGHT - MT	38,835.95
Switzerland	PAOLO SCERNI S.P.A.	OC FREIGHT - MT	37,408.28
Switzerland	PAOLO SCERNI S.P.A.	OC FREIGHT - MT	36,866.61
Switzerland	PAOLO SCERNI S.P.A.	OC FREIGHT - MT	36,161.88
Switzerland	PAOLO SCERNI S.P.A.	OC FREIGHT - MT	35,714.77
Switzerland	PAOLO SCERNI S.P.A.	OC FREIGHT - MT	35,006.30
Switzerland	PAOLO SCERNI S.P.A.	OC FREIGHT - MT	34,547.19
Switzerland	PAOLO SCERNI S.P.A.	OC FREIGHT - MT	33,596.45
Switzerland	PAOLO SCERNI S.P.A.	OC FREIGHT - MT	32,223.90
Switzerland	PAOLO SCERNI S.P.A.	OC FREIGHT - MT	32,144.69
Switzerland	PAOLO SCERNI S.P.A.	OC FREIGHT - MT	31,105.53
Switzerland	PAOLO SCERNI S.P.A.	OC FREIGHT - MT	30,616.42
Switzerland	PAOLO SCERNI S.P.A.	OC FREIGHT - MT	30,274.91
Switzerland	PAOLO SCERNI S.P.A.	OC FREIGHT - MT	30,178.35
Switzerland	RHENUS LOGISTICS NV	OC FREIGHT - MT	72,171.83
Switzerland	RHENUS LOGISTICS NV	OC FREIGHT - MT	68,748.64
Switzerland	RHENUS LOGISTICS NV	OC FREIGHT - MT	60,684.26
Switzerland	RHENUS LOGISTICS NV	OC FREIGHT - MT	52,004.18
Switzerland	RHENUS LOGISTICS NV	OC FREIGHT - MT	50,590.53
Switzerland	RHENUS LOGISTICS NV	OC FREIGHT - MT	48,489.70
Switzerland	RHENUS LOGISTICS NV	OC FREIGHT - MT	41,338.40
Switzerland	RHENUS LOGISTICS NV	OC FREIGHT - MT	38,204.53
Switzerland	RHENUS LOGISTICS NV	OC FREIGHT - MT	37,010.02
Switzerland	RHENUS LOGISTICS NV	OC FREIGHT - MT	35,795.14
Switzerland	RHENUS LOGISTICS NV	OC FREIGHT - MT	34,876.74
Switzerland	RHENUS LOGISTICS NV	OC FREIGHT - MT	33,705.47
Switzerland	RHENUS LOGISTICS NV	OC FREIGHT - MT	32,562.54
Switzerland	RHENUS LOGISTICS NV	OC FREIGHT - MT	31,598.43
Switzerland	SCAN GLOBAL LOGISTICS	OC FREIGHT - MT	275,605.64
Switzerland	SCAN GLOBAL LOGISTICS	OC FREIGHT - MT	239,248.12
Switzerland	SCAN GLOBAL LOGISTICS	OC FREIGHT - MT	239,246.62
Switzerland	SCAN GLOBAL LOGISTICS	OC FREIGHT - MT	214,622.39
Switzerland	SCAN GLOBAL LOGISTICS	OC FREIGHT - MT	180,276.83
Switzerland	SCAN GLOBAL LOGISTICS	OC FREIGHT - MT	172,958.22
Switzerland	SCAN GLOBAL LOGISTICS	OC FREIGHT - MT	150,387.19
Switzerland	SCAN GLOBAL LOGISTICS	OC FREIGHT - MT	144,212.14
Switzerland	SCAN GLOBAL LOGISTICS	OC FREIGHT - MT	84,898.88
Switzerland	SCAN GLOBAL LOGISTICS	OC FREIGHT - MT	82,529.20
Switzerland	SCAN GLOBAL LOGISTICS	OC FREIGHT - MT	77,792.22
Switzerland	SCAN GLOBAL LOGISTICS	OC FREIGHT - MT	77,791.93
Switzerland	SCAN GLOBAL LOGISTICS	OC FREIGHT - MT	74,038.25
Switzerland	SCAN GLOBAL LOGISTICS	OC FREIGHT - MT	70,159.72
Switzerland	SCAN GLOBAL LOGISTICS	OC FREIGHT - MT	67,764.04
Switzerland	SCAN GLOBAL LOGISTICS	OC FREIGHT - MT	60,719.90
Switzerland	SCAN GLOBAL LOGISTICS	OC FREIGHT - MT	52,844.04
Switzerland	SCAN GLOBAL LOGISTICS	OC FREIGHT - MT	50,854.28
Switzerland	SCAN GLOBAL LOGISTICS	OC FREIGHT - MT	49,485.20
Switzerland	SCAN GLOBAL LOGISTICS	OC FREIGHT - MT	47,617.25
Switzerland	SCAN GLOBAL LOGISTICS	OC FREIGHT - MT	43,772.10
Switzerland	SCAN GLOBAL LOGISTICS	OC FREIGHT - MT	35,103.54
Switzerland	Schellen Scheepvaart & Bevrachting	OC FREIGHT - MT	42,610.85
Switzerland	Schellen Scheepvaart & Bevrachting	OC FREIGHT - MT	33,485.13
Switzerland	Schellen Scheepvaart & Bevrachting	OC FREIGHT - MT	30,327.15
Switzerland	Schellen Scheepvaart & Bevrachting	OC FREIGHT - MT	30,192.97
Switzerland	SDV LOGISTIQUE INTERNATIONALE	OC FREIGHT - MT	78,889.79
Switzerland	SDV LOGISTIQUE INTERNATIONALE	OC FREIGHT - MT	30,493.45
Syrian Arab Republic	Akad Company	IT EDP STORAGE - MT	55,125.00
Syrian Arab Republic	Al-Zakri Mill	IT EDP STORAGE - MT	44,000.00
Syrian Arab Republic	AMEER LABABIDI	IT EDP STORAGE - MT	32,566.41
Syrian Arab Republic	DHL Global Forwarding	HANDLING & STORAGE	358,499.25
Syrian Arab Republic	DHL Global Forwarding	HANDLING & STORAGE	290,474.33
Syrian Arab Republic	DHL Global Forwarding	HANDLING & STORAGE	271,253.07
Syrian Arab Republic	DHL Global Forwarding	HANDLING & STORAGE	204,042.51
Syrian Arab Republic	DHL Global Forwarding	HANDLING & STORAGE	200,593.00
Syrian Arab Republic	DHL Global Forwarding	HANDLING & STORAGE	194,719.85
Syrian Arab Republic	DHL Global Forwarding	HANDLING & STORAGE	168,101.75
Syrian Arab Republic	DHL Global Forwarding	HANDLING & STORAGE	45,500.00
Syrian Arab Republic	DHL Global Forwarding	IT EDP PACKAGING/BAG MARKING - MT	264,377.75
Syrian Arab Republic	DHL Global Forwarding	IT EDP PACKAGING/BAG MARKING - MT	245,554.14
Syrian Arab Republic	DHL Global Forwarding	IT EDP PACKAGING/BAG MARKING - MT	187,970.50
Syrian Arab Republic	DHL Global Forwarding	IT EDP PACKAGING/BAG MARKING - MT	182,139.58
Syrian Arab Republic	DHL Global Forwarding	IT EDP PACKAGING/BAG MARKING - MT	156,414.96
Syrian Arab Republic	DHL Global Forwarding	IT EDP PACKAGING/BAG MARKING - MT	123,171.35
Syrian Arab Republic	DHL Global Forwarding	IT EDP PACKAGING/BAG MARKING - MT	108,823.85
Syrian Arab Republic	DHL Global Forwarding	IT EDP PACKAGING/BAG MARKING - MT	47,000.00
Syrian Arab Republic	DHL Global Forwarding	IT EDP STORAGE - MT	202,950.00
Syrian Arab Republic	DHL Global Forwarding	IT EDP STORAGE - MT	171,325.00
Syrian Arab Republic	DHL Global Forwarding	IT EDP STORAGE - MT	89,250.00
Syrian Arab Republic	DHL Global Forwarding	IT EDP STORAGE - MT	84,425.00
Syrian Arab Republic	DHL Global Forwarding	IT EDP STORAGE - MT	71,318.10
Syrian Arab Republic	DHL Global Forwarding	IT EDP STORAGE - MT	66,825.00
Syrian Arab Republic	DHL Global Forwarding	IT EDP STORAGE - MT	66,255.00
Syrian Arab Republic	DHL Global Forwarding	IT EDP STORAGE - MT	63,000.00
Syrian Arab Republic	DHL Global Forwarding	IT EDP STORAGE - MT	49,959.00
Syrian Arab Republic	DHL Global Forwarding	IT EDP STORAGE - MT	42,521.03
Syrian Arab Republic	DHL Global Forwarding	IT LANDSIDE TRANSPORT - MT	237,850.00
Syrian Arab Republic	DHL Global Forwarding	IT LANDSIDE TRANSPORT - MT	160,657.72
Syrian Arab Republic	DHL Global Forwarding	IT LANDSIDE TRANSPORT - MT	153,295.93
Syrian Arab Republic	DHL Global Forwarding	IT LANDSIDE TRANSPORT - MT	129,691.12
Syrian Arab Republic	DHL Global Forwarding	IT LANDSIDE TRANSPORT - MT	122,864.28
Syrian Arab Republic	DHL Global Forwarding	IT LANDSIDE TRANSPORT - MT	120,780.00
Syrian Arab Republic	DHL Global Forwarding	IT LANDSIDE TRANSPORT - MT	106,322.05
Syrian Arab Republic	DHL Global Forwarding	IT LANDSIDE TRANSPORT - MT	106,025.32
Syrian Arab Republic	DHL Global Forwarding	IT LANDSIDE TRANSPORT - MT	88,570.00
Syrian Arab Republic	DHL Global Forwarding	IT LANDSIDE TRANSPORT - MT	74,856.72
Syrian Arab Republic	DHL Global Forwarding	IT LANDSIDE TRANSPORT - MT	61,134.40
Syrian Arab Republic	DHL Global Forwarding	IT LANDSIDE TRANSPORT - MT	56,162.84
Syrian Arab Republic	DHL Global Forwarding	IT LANDSIDE TRANSPORT - MT	47,750.00
Syrian Arab Republic	DHL Global Forwarding	IT LANDSIDE TRANSPORT - MT	44,274.69
Syrian Arab Republic	DHL Global Forwarding	IT LANDSIDE TRANSPORT - MT	38,667.85
Syrian Arab Republic	DHL Global Forwarding	IT LANDSIDE TRANSPORT - MT	37,960.00
Syrian Arab Republic	DHL Global Forwarding	IT LANDSIDE TRANSPORT - MT	37,960.00
Syrian Arab Republic	DHL Global Forwarding	IT LANDSIDE TRANSPORT - MT	36,234.75
Syrian Arab Republic	DHL Global Forwarding	IT LANDSIDE TRANSPORT - MT	34,762.54
Syrian Arab Republic	DHL Global Forwarding	IT PORT - STORAGE - MT	113,598.06
Syrian Arab Republic	DHL Global Forwarding	IT PORT - STORAGE - MT	88,800.00
Syrian Arab Republic	DHL Global Forwarding	IT PORT - STORAGE - MT	80,400.00
Syrian Arab Republic	DHL Global Forwarding	IT PORT - STORAGE - MT	56,400.00
Syrian Arab Republic	DHL Global Forwarding	IT PORT - STORAGE - MT	32,886.87
Syrian Arab Republic	DHL Global Forwarding	OV FREIGHT - MT	164,460.72

WFP continued

## Major contracts for services and works by UN organization

AGENCY			Contract Value
Location of Supplier	Name of Contractor	Description of Services	USD
Syrian Arab Republic	DHL Global Forwarding	OV LANDSIDE TRANSPORT - MT	66,926.93
Syrian Arab Republic	DHL Global Forwarding	OV PORT PACKAGING/BAG MARKING - MT	65,567.93
Syrian Arab Republic	DHL Global Forwarding	OV PORT STORAGE - MT	66,000.00
Syrian Arab Republic	JAD United Services	HANDLING & STORAGE	40,567.57
Syrian Arab Republic	JAD United Services	IT EDP STORAGE - MT	103,740.00
Syrian Arab Republic	JAD United Services	IT EDP STORAGE - MT	48,125.00
Syrian Arab Republic	Orient bridge Company	IT EDP STORAGE - MT	141,875.00
Taiwan	DONG LIEN MARITIME S.A.	OC FREIGHT - MT	693,505.21
Tajikistan	LLC "ZARGUN"	IT LANDSIDE TRANSPORT - MT	64,095.27
Tajikistan	LLC "ZARGUN"	IT LANDSIDE TRANSPORT - MT	60,945.53
Tajikistan	LLC "ZARGUN"	IT LANDSIDE TRANSPORT - MT	53,985.17
Tajikistan	LLC "ZARGUN"	IT LANDSIDE TRANSPORT - MT	53,502.79
Thailand	C.K. TRANSPORT & SERVICES CO LTD.	OV LANDSIDE TRANSPORT - MT	42,329.24
Thailand	C.K. TRANSPORT & SERVICES CO LTD.	OV LANDSIDE TRANSPORT - MT	41,296.82
Thailand	PRECIOUS OCEANS LIMITED	OC FREIGHT - MT	812,919.67
Togo	DAMCO TOGO SA	OV FREIGHT - MT	530,153.84
Togo	DAMCO TOGO SA	OV FREIGHT - MT	229,707.33
Togo	DAMCO TOGO SA	OV FREIGHT - MT	229,395.90
Togo	DAMCO TOGO SA	OV FREIGHT - MT	225,219.67
Togo	DAMCO TOGO SA	OV FREIGHT - MT	169,571.87
Togo	DAMCO TOGO SA	OV FREIGHT - MT	147,532.78
Togo	DAMCO TOGO SA	OV FREIGHT - MT	72,583.33
Togo	DAMCO TOGO SA	OV LANDSIDE TRANSPORT - MT	922,948.52
Togo	GETMA INTERNATIONAL S.A.	OV FREIGHT - MT	40,441.82
Togo	SAGA - TOGO	OV FREIGHT - MT	152,450.02
Togo	SAGA - TOGO	OV LANDSIDE TRANSPORT - MT	870,335.51
Togo	SAGA - TOGO	OV LANDSIDE TRANSPORT - MT	689,969.91
Togo	SAGA - TOGO	OV LANDSIDE TRANSPORT - MT	211,962.15
Togo	SAGA - TOGO	OV LANDSIDE TRANSPORT - MT	173,355.84
Togo	SAGA - TOGO	OV LANDSIDE TRANSPORT - MT	171,984.06
Togo	SAGA - TOGO	OV LANDSIDE TRANSPORT - MT	165,457.81
Togo	SAGA - TOGO	OV LANDSIDE TRANSPORT - MT	162,539.64
Togo	SAGA - TOGO	OV LANDSIDE TRANSPORT - MT	160,101.79
Togo	SAGA - TOGO	OV LANDSIDE TRANSPORT - MT	154,535.70
Togo	SAGA - TOGO	OV LANDSIDE TRANSPORT - MT	151,119.33
Togo	SAGA - TOGO	OV LANDSIDE TRANSPORT - MT	150,520.14
Togo	SAGA - TOGO	OV LANDSIDE TRANSPORT - MT	146,905.98
Togo	SAGA - TOGO	OV LANDSIDE TRANSPORT - MT	143,403.83
Togo	SAGA - TOGO	OV LANDSIDE TRANSPORT - MT	137,167.94
Togo	SAGA - TOGO	OV LANDSIDE TRANSPORT - MT	126,203.78
Togo	SAGA - TOGO	OV LANDSIDE TRANSPORT - MT	125,029.86
Togo	SAGA - TOGO	OV LANDSIDE TRANSPORT - MT	116,609.53
Togo	SAGA - TOGO	OV LANDSIDE TRANSPORT - MT	113,168.87
Togo	SAGA - TOGO	OV LANDSIDE TRANSPORT - MT	110,964.58
Togo	SAGA - TOGO	OV LANDSIDE TRANSPORT - MT	106,664.58
Togo	SAGA - TOGO	OV LANDSIDE TRANSPORT - MT	99,862.47
Togo	SAGA - TOGO	OV LANDSIDE TRANSPORT - MT	95,870.13
Togo	SAGA - TOGO	OV LANDSIDE TRANSPORT - MT	95,773.25
Togo	SAGA - TOGO	OV LANDSIDE TRANSPORT - MT	95,498.49
Togo	SAGA - TOGO	OV LANDSIDE TRANSPORT - MT	94,346.61
Togo	SAGA - TOGO	OV LANDSIDE TRANSPORT - MT	92,954.53
Togo	SAGA - TOGO	OV LANDSIDE TRANSPORT - MT	91,005.09
Togo	SAGA - TOGO	OV LANDSIDE TRANSPORT - MT	90,531.32
Togo	SAGA - TOGO	OV LANDSIDE TRANSPORT - MT	88,826.23
Togo	SAGA - TOGO	OV LANDSIDE TRANSPORT - MT	86,927.47
Togo	SAGA - TOGO	OV LANDSIDE TRANSPORT - MT	84,541.30
Togo	SAGA - TOGO	OV LANDSIDE TRANSPORT - MT	84,120.25
Togo	SAGA - TOGO	OV LANDSIDE TRANSPORT - MT	82,309.95
Togo	SAGA - TOGO	OV LANDSIDE TRANSPORT - MT	80,445.80
Togo	SAGA - TOGO	OV LANDSIDE TRANSPORT - MT	74,423.28
Togo	SAGA - TOGO	OV LANDSIDE TRANSPORT - MT	73,013.98
Togo	SAGA - TOGO	OV LANDSIDE TRANSPORT - MT	71,381.48
Togo	SAGA - TOGO	OV LANDSIDE TRANSPORT - MT	67,272.62
Togo	SAGA - TOGO	OV LANDSIDE TRANSPORT - MT	63,505.48
Togo	SAGA - TOGO	OV LANDSIDE TRANSPORT - MT	60,183.91
Togo	SAGA - TOGO	OV LANDSIDE TRANSPORT - MT	54,611.24
Togo	SAGA - TOGO	OV LANDSIDE TRANSPORT - MT	46,517.44
Togo	SAGA - TOGO	OV LANDSIDE TRANSPORT - MT	42,406.28
Togo	SAGA - TOGO	OV LANDSIDE TRANSPORT - MT	39,806.19
Togo	SAGA - TOGO	OV LANDSIDE TRANSPORT - MT	37,889.70
Togo	SAGA - TOGO	OV LANDSIDE TRANSPORT - MT	33,702.77
Togo	SAGA - TOGO	OV LANDSIDE TRANSPORT - MT	33,287.15
Togo	SAGA - TOGO	OV LANDSIDE TRANSPORT - MT	32,024.84
Togo	SAGA - TOGO	OV LANDSIDE TRANSPORT - MT	31,697.54
Togo	SAGA - TOGO	OV LANDSIDE TRANSPORT - MT	31,110.24
Togo	SAGA - TOGO	OV LANDSIDE TRANSPORT - MT	31,049.00
Tokelau	KOPUZLAR DENIZCILIK VE NAKLIYAT TIC	OC FREIGHT - MT	561,073.64
Turkey	REBEL TASIMACILIK & TICARET A.S	AV AIRCRAFT CONTRACT/CHARTER - MT	62,500.00
Uganda	ABAMWE TRANSPORTERS LIMITED	OV LANDSIDE TRANSPORT - MT	134,523.07
Uganda	ABAMWE TRANSPORTERS LIMITED	OV LANDSIDE TRANSPORT - MT	118,444.20
Uganda	ABAMWE TRANSPORTERS LIMITED	OV LANDSIDE TRANSPORT - MT	106,366.61
Uganda	ABAMWE TRANSPORTERS LIMITED	OV LANDSIDE TRANSPORT - MT	96,178.57
Uganda	ABAMWE TRANSPORTERS LIMITED	OV LANDSIDE TRANSPORT - MT	92,514.19
Uganda	ABAMWE TRANSPORTERS LIMITED	OV LANDSIDE TRANSPORT - MT	73,757.59
Uganda	ABAMWE TRANSPORTERS LIMITED	OV LANDSIDE TRANSPORT - MT	71,488.85
Uganda	ABAMWE TRANSPORTERS LIMITED	OV LANDSIDE TRANSPORT - MT	65,720.46
Uganda	ABAMWE TRANSPORTERS LIMITED	OV LANDSIDE TRANSPORT - MT	65,649.35
Uganda	ABAMWE TRANSPORTERS LIMITED	OV LANDSIDE TRANSPORT - MT	65,522.34
Uganda	ABAMWE TRANSPORTERS LIMITED	OV LANDSIDE TRANSPORT - MT	65,001.69
Uganda	ABAMWE TRANSPORTERS LIMITED	OV LANDSIDE TRANSPORT - MT	51,781.13
Uganda	ABAMWE TRANSPORTERS LIMITED	OV LANDSIDE TRANSPORT - MT	45,934.40
Uganda	ABAMWE TRANSPORTERS LIMITED	OV LANDSIDE TRANSPORT - MT	45,760.00
Uganda	ABAMWE TRANSPORTERS LIMITED	OV LANDSIDE TRANSPORT - MT	36,552.36
Uganda	ABURE NYUMA & SONS LTD	OV LANDSIDE TRANSPORT - MT	57,636.88
Uganda	ABURE NYUMA & SONS LTD	OV LANDSIDE TRANSPORT - MT	48,253.44
Uganda	ABURE NYUMA & SONS LTD	OV LANDSIDE TRANSPORT - MT	36,263.19
Uganda	ABURE NYUMA & SONS LTD	OV LANDSIDE TRANSPORT - MT	31,422.06
Uganda	AFRO FOR TRANSPORT & INVESTMENT LTD	OV LANDSIDE TRANSPORT - MT	131,440.92
Uganda	AFRO FOR TRANSPORT & INVESTMENT LTD	OV LANDSIDE TRANSPORT - MT	130,023.40
Uganda	AFRO FOR TRANSPORT & INVESTMENT LTD	OV LANDSIDE TRANSPORT - MT	121,794.53
Uganda	AFRO FOR TRANSPORT & INVESTMENT LTD	OV LANDSIDE TRANSPORT - MT	117,553.85
Uganda	AFRO FOR TRANSPORT & INVESTMENT LTD	OV LANDSIDE TRANSPORT - MT	96,178.57
Uganda	AFRO FOR TRANSPORT & INVESTMENT LTD	OV LANDSIDE TRANSPORT - MT	92,872.36
Uganda	AFRO FOR TRANSPORT & INVESTMENT LTD	OV LANDSIDE TRANSPORT - MT	86,072.90
Uganda	AFRO FOR TRANSPORT & INVESTMENT LTD	OV LANDSIDE TRANSPORT - MT	83,000.25
Uganda	AFRO FOR TRANSPORT & INVESTMENT LTD	OV LANDSIDE TRANSPORT - MT	71,693.05
Uganda	AFRO FOR TRANSPORT & INVESTMENT LTD	OV LANDSIDE TRANSPORT - MT	65,111.67
Uganda	AFRO FOR TRANSPORT & INVESTMENT LTD	OV LANDSIDE TRANSPORT - MT	65,005.33
Uganda	AFRO FOR TRANSPORT & INVESTMENT LTD	OV LANDSIDE TRANSPORT - MT	59,207.82
Uganda	AFRO FOR TRANSPORT & INVESTMENT LTD	OV LANDSIDE TRANSPORT - MT	46,249.61
Uganda	AFRO FOR TRANSPORT & INVESTMENT LTD	OV LANDSIDE TRANSPORT - MT	41,270.66
Uganda	AFRO FOR TRANSPORT & INVESTMENT LTD	OV LANDSIDE TRANSPORT - MT	39,676.19
Uganda	AFRO FOR TRANSPORT & INVESTMENT LTD	OV LANDSIDE TRANSPORT - MT	36,552.36

WFP continued



## Major contracts for services and works by UN organization

AGENCY	Location of Supplier	Name of Contractor	Description of Services	Contract Value USD
Uganda		AFRO FOR TRANSPORT & INVESTMENT LTD	OV LANDSIDE TRANSPORT - MT	36,421.32
Uganda		AFRO FOR TRANSPORT & INVESTMENT LTD	OV LANDSIDE TRANSPORT - MT	33,490.00
Uganda		AFRO FOR TRANSPORT & INVESTMENT LTD	OV LANDSIDE TRANSPORT - MT	32,670.50
Uganda		AFRO FOR TRANSPORT & INVESTMENT LTD	OV LANDSIDE TRANSPORT - MT	30,430.00
Uganda		AID AFRICA U LTD	IT LANDSIDE TRANSPORT - MT	33,780.56
Uganda		AID AFRICA U LTD	OV FREIGHT - MT	43,744.14
Uganda		AID AFRICA U LTD	OV FREIGHT - MT	30,861.60
Uganda		AID AFRICA U LTD	OV LANDSIDE TRANSPORT - MT	96,142.28
Uganda		AID AFRICA U LTD	OV LANDSIDE TRANSPORT - MT	96,142.28
Uganda		AID AFRICA U LTD	OV LANDSIDE TRANSPORT - MT	69,048.98
Uganda		AID AFRICA U LTD	OV LANDSIDE TRANSPORT - MT	46,264.60
Uganda		Aponye Uganda Ltd.	IT LANDSIDE TRANSPORT - MT	53,202.07
Uganda		Aponye Uganda Ltd.	IT LANDSIDE TRANSPORT - MT	52,480.12
Uganda		Aponye Uganda Ltd.	IT LANDSIDE TRANSPORT - MT	46,545.55
Uganda		Aponye Uganda Ltd.	IT LANDSIDE TRANSPORT - MT	37,046.21
Uganda		Aponye Uganda Ltd.	IT LANDSIDE TRANSPORT - MT	36,428.40
Uganda		Aponye Uganda Ltd.	IT LANDSIDE TRANSPORT - MT	30,710.14
Uganda		Aponye Uganda Ltd.	OV LANDSIDE TRANSPORT - MT	92,514.19
Uganda		Aponye Uganda Ltd.	OV LANDSIDE TRANSPORT - MT	88,494.97
Uganda		Aponye Uganda Ltd.	OV LANDSIDE TRANSPORT - MT	83,802.08
Uganda		Aponye Uganda Ltd.	OV LANDSIDE TRANSPORT - MT	81,758.34
Uganda		Aponye Uganda Ltd.	OV LANDSIDE TRANSPORT - MT	65,720.46
Uganda		Aponye Uganda Ltd.	OV LANDSIDE TRANSPORT - MT	65,708.50
Uganda		Aponye Uganda Ltd.	OV LANDSIDE TRANSPORT - MT	65,342.94
Uganda		Aponye Uganda Ltd.	OV LANDSIDE TRANSPORT - MT	65,111.67
Uganda		Aponye Uganda Ltd.	OV LANDSIDE TRANSPORT - MT	65,005.33
Uganda		Aponye Uganda Ltd.	OV LANDSIDE TRANSPORT - MT	65,001.69
Uganda		BAGUMA AND SONS (U) LTD	OV LANDSIDE TRANSPORT - MT	143,000.00
Uganda		BAGUMA AND SONS (U) LTD	OV LANDSIDE TRANSPORT - MT	108,450.07
Uganda		BAGUMA AND SONS (U) LTD	OV LANDSIDE TRANSPORT - MT	96,185.79
Uganda		BAGUMA AND SONS (U) LTD	OV LANDSIDE TRANSPORT - MT	88,816.12
Uganda		BAGUMA AND SONS (U) LTD	OV LANDSIDE TRANSPORT - MT	88,400.00
Uganda		BAGUMA AND SONS (U) LTD	OV LANDSIDE TRANSPORT - MT	86,233.10
Uganda		BAGUMA AND SONS (U) LTD	OV LANDSIDE TRANSPORT - MT	83,996.58
Uganda		BAGUMA AND SONS (U) LTD	OV LANDSIDE TRANSPORT - MT	70,642.78
Uganda		BAGUMA AND SONS (U) LTD	OV LANDSIDE TRANSPORT - MT	66,904.48
Uganda		BAGUMA AND SONS (U) LTD	OV LANDSIDE TRANSPORT - MT	65,002.73
Uganda		BAGUMA AND SONS (U) LTD	OV LANDSIDE TRANSPORT - MT	63,322.35
Uganda		BAGUMA AND SONS (U) LTD	OV LANDSIDE TRANSPORT - MT	60,801.52
Uganda		BAGUMA AND SONS (U) LTD	OV LANDSIDE TRANSPORT - MT	60,421.52
Uganda		BAGUMA AND SONS (U) LTD	OV LANDSIDE TRANSPORT - MT	57,916.96
Uganda		BAGUMA AND SONS (U) LTD	OV LANDSIDE TRANSPORT - MT	57,807.75
Uganda		BAGUMA AND SONS (U) LTD	OV LANDSIDE TRANSPORT - MT	52,109.18
Uganda		BAGUMA AND SONS (U) LTD	OV LANDSIDE TRANSPORT - MT	51,662.61
Uganda		BAGUMA AND SONS (U) LTD	OV LANDSIDE TRANSPORT - MT	50,840.00
Uganda		BAGUMA AND SONS (U) LTD	OV LANDSIDE TRANSPORT - MT	47,131.59
Uganda		BAGUMA AND SONS (U) LTD	OV LANDSIDE TRANSPORT - MT	45,100.00
Uganda		BAGUMA AND SONS (U) LTD	OV LANDSIDE TRANSPORT - MT	41,791.75
Uganda		BAGUMA AND SONS (U) LTD	OV LANDSIDE TRANSPORT - MT	32,862.31
Uganda		BESTLINES LIMITED	RENT & UTILITIES	60,000.00
Uganda		BESTLINES LIMITED	RENT & UTILITIES	60,000.00
Uganda		BODEP CONGO NILE	IT LANDSIDE TRANSPORT - MT	50,457.03
Uganda		BODEP CONGO NILE	IT OTHER - MT	56,246.40
Uganda		BOLLORE AFRICA LOGISTICS UGANDA	OV LANDSIDE TRANSPORT - MT	214,726.72
Uganda		BOLLORE AFRICA LOGISTICS UGANDA	OV LANDSIDE TRANSPORT - MT	138,200.14
Uganda		BOLLORE AFRICA LOGISTICS UGANDA	OV LANDSIDE TRANSPORT - MT	74,258.37
Uganda		BOLLORE AFRICA LOGISTICS UGANDA	OV LANDSIDE TRANSPORT - MT	65,743.73
Uganda		BOLLORE AFRICA LOGISTICS UGANDA	OV LANDSIDE TRANSPORT - MT	65,001.69
Uganda		BOLLORE AFRICA LOGISTICS UGANDA	OV LANDSIDE TRANSPORT - MT	65,000.00
Uganda		BOLLORE AFRICA LOGISTICS UGANDA	OV LANDSIDE TRANSPORT - MT	64,238.95
Uganda		BOLLORE AFRICA LOGISTICS UGANDA	OV LANDSIDE TRANSPORT - MT	59,001.54
Uganda		BOLLORE AFRICA LOGISTICS UGANDA	OV LANDSIDE TRANSPORT - MT	41,610.14
Uganda		BOLLORE AFRICA LOGISTICS UGANDA	OV LANDSIDE TRANSPORT - MT	37,760.00
Uganda		BOLLORE AFRICA LOGISTICS UGANDA	OV TSHIP WAREHOUSE RENTAL - MT	31,400.00
Uganda		Bomak Traders Ltd.	OV LANDSIDE TRANSPORT - MT	96,170.59
Uganda		Bomak Traders Ltd.	OV LANDSIDE TRANSPORT - MT	59,731.95
Uganda		Bomak Traders Ltd.	OV LANDSIDE TRANSPORT - MT	44,331.09
Uganda		Bomak Traders Ltd.	OV LANDSIDE TRANSPORT - MT	41,654.99
Uganda		Bomak Traders Ltd.	OV LANDSIDE TRANSPORT - MT	39,676.19
Uganda		Bomak Traders Ltd.	OV LANDSIDE TRANSPORT - MT	36,267.20
Uganda		CONGO NILE (U) LTD	OV LANDSIDE TRANSPORT - MT	131,500.44
Uganda		CONGO NILE (U) LTD	OV LANDSIDE TRANSPORT - MT	50,689.26
Uganda		CONGO NILE (U) LTD	OV LANDSIDE TRANSPORT - MT	50,028.96
Uganda		DAMCO LOGISTICS (U) LTD	IT LANDSIDE TRANSPORT - MT	42,280.04
Uganda		DAMCO LOGISTICS (U) LTD	IT LANDSIDE TRANSPORT - MT	30,221.67
Uganda		DAMCO LOGISTICS (U) LTD	OV LANDSIDE TRANSPORT - MT	299,286.43
Uganda		DAMCO LOGISTICS (U) LTD	OV LANDSIDE TRANSPORT - MT	244,854.16
Uganda		DAMCO LOGISTICS (U) LTD	OV LANDSIDE TRANSPORT - MT	133,999.88
Uganda		DAMCO LOGISTICS (U) LTD	OV LANDSIDE TRANSPORT - MT	133,609.88
Uganda		DAMCO LOGISTICS (U) LTD	OV LANDSIDE TRANSPORT - MT	99,919.88
Uganda		DAMCO LOGISTICS (U) LTD	OV LANDSIDE TRANSPORT - MT	99,919.88
Uganda		DAMCO LOGISTICS (U) LTD	OV LANDSIDE TRANSPORT - MT	93,226.90
Uganda		DAMCO LOGISTICS (U) LTD	OV LANDSIDE TRANSPORT - MT	92,514.19
Uganda		DAMCO LOGISTICS (U) LTD	OV LANDSIDE TRANSPORT - MT	77,253.80
Uganda		DAMCO LOGISTICS (U) LTD	OV LANDSIDE TRANSPORT - MT	65,005.33
Uganda		DAMCO LOGISTICS (U) LTD	OV LANDSIDE TRANSPORT - MT	65,000.00
Uganda		DAMCO LOGISTICS (U) LTD	OV LANDSIDE TRANSPORT - MT	45,838.65
Uganda		EPSILON UGANDA LIMITED	IT TSHIP WAREHOUSE RENTAL - MT	56,473.30
Uganda		EPSILON UGANDA LIMITED	IT TSHIP WAREHOUSE RENTAL - MT	39,887.97
Uganda		EPSILON UGANDA LIMITED	OV TSHIP WAREHOUSE RENTAL - MT	127,189.60
Uganda		EPSILON UGANDA LIMITED	OV TSHIP WAREHOUSE RENTAL - MT	116,828.27
Uganda		EZRA TRANSPORTERS & COMMERCIAL AGEN	OV LANDSIDE TRANSPORT - MT	38,280.55
Uganda		EZRA TRANSPORTERS & COMMERCIAL AGEN	OV LANDSIDE TRANSPORT - MT	31,417.38
Uganda		GOD FIRST TRANSPORTERS LIMITED	OV LANDSIDE TRANSPORT - MT	96,170.59
Uganda		GOD FIRST TRANSPORTERS LIMITED	OV LANDSIDE TRANSPORT - MT	57,633.04
Uganda		GOD FIRST TRANSPORTERS LIMITED	OV LANDSIDE TRANSPORT - MT	49,642.08
Uganda		GOD FIRST TRANSPORTERS LIMITED	OV LANDSIDE TRANSPORT - MT	44,650.22
Uganda		GOD FIRST TRANSPORTERS LIMITED	OV LANDSIDE TRANSPORT - MT	41,714.01
Uganda		K.K TRANSPORTERS LIMITED	OV LANDSIDE TRANSPORT - MT	166,322.54
Uganda		K.K TRANSPORTERS LIMITED	OV LANDSIDE TRANSPORT - MT	107,075.33
Uganda		K.K TRANSPORTERS LIMITED	OV LANDSIDE TRANSPORT - MT	85,900.71
Uganda		K.K TRANSPORTERS LIMITED	OV LANDSIDE TRANSPORT - MT	65,720.46
Uganda		K.K TRANSPORTERS LIMITED	OV LANDSIDE TRANSPORT - MT	65,005.33
Uganda		K.K TRANSPORTERS LIMITED	OV LANDSIDE TRANSPORT - MT	48,006.25
Uganda		K.K TRANSPORTERS LIMITED	OV LANDSIDE TRANSPORT - MT	46,826.25
Uganda		K.K TRANSPORTERS LIMITED	OV LANDSIDE TRANSPORT - MT	46,423.95
Uganda		K.K TRANSPORTERS LIMITED	OV LANDSIDE TRANSPORT - MT	42,976.63
Uganda		K.K TRANSPORTERS LIMITED	OV LANDSIDE TRANSPORT - MT	41,714.01
Uganda		K.K TRANSPORTERS LIMITED	OV LANDSIDE TRANSPORT - MT	37,139.68
Uganda		K.K TRANSPORTERS LIMITED	OV LANDSIDE TRANSPORT - MT	36,537.15
Uganda		LIVERCOT IMPEX LTD	OV FREIGHT - MT	43,965.55
Uganda		LIVERCOT IMPEX LTD	OV LANDSIDE TRANSPORT - MT	131,440.92
Uganda		LIVERCOT IMPEX LTD	OV LANDSIDE TRANSPORT - MT	65,725.40

WFP continued







## Major contracts for services and works by UN organization

AGENCY			Contract Value
Location of Supplier	Name of Contractor	Description of Services	USD
United Republic of Tanzania	AHAM INVESTMENTS COMPANY LIMITED	OV LANDSIDE TRANSPORT - MT	84,000.00
United Republic of Tanzania	AHAM INVESTMENTS COMPANY LIMITED	OV LANDSIDE TRANSPORT - MT	84,000.00
United Republic of Tanzania	AHAM INVESTMENTS COMPANY LIMITED	OV LANDSIDE TRANSPORT - MT	42,000.00
United Republic of Tanzania	ALLIED TRANSPORT AGENT	IT LANDSIDE TRANSPORT - MT	58,050.00
United Republic of Tanzania	ALLIED TRANSPORT AGENT	IT LANDSIDE TRANSPORT - MT	33,600.00
United Republic of Tanzania	ALLIED TRANSPORT AGENT	OV FREIGHT - MT	1,063,885.70
United Republic of Tanzania	ALLIED TRANSPORT AGENT	OV FREIGHT - MT	300,338.50
United Republic of Tanzania	ALLIED TRANSPORT AGENT	OV FREIGHT - MT	267,945.62
United Republic of Tanzania	ALLIED TRANSPORT AGENT	OV FREIGHT - MT	266,546.33
United Republic of Tanzania	ALLIED TRANSPORT AGENT	OV FREIGHT - MT	183,066.44
United Republic of Tanzania	ALLIED TRANSPORT AGENT	OV FREIGHT - MT	151,975.08
United Republic of Tanzania	ALLIED TRANSPORT AGENT	OV FREIGHT - MT	151,963.83
United Republic of Tanzania	ALLIED TRANSPORT AGENT	OV FREIGHT - MT	126,997.97
United Republic of Tanzania	ALLIED TRANSPORT AGENT	OV FREIGHT - MT	126,993.14
United Republic of Tanzania	ALLIED TRANSPORT AGENT	OV FREIGHT - MT	126,991.36
United Republic of Tanzania	ALLIED TRANSPORT AGENT	OV FREIGHT - MT	126,984.50
United Republic of Tanzania	ALLIED TRANSPORT AGENT	OV FREIGHT - MT	126,984.00
United Republic of Tanzania	ALLIED TRANSPORT AGENT	OV FREIGHT - MT	126,978.92
United Republic of Tanzania	ALLIED TRANSPORT AGENT	OV FREIGHT - MT	126,849.63
United Republic of Tanzania	ALLIED TRANSPORT AGENT	OV FREIGHT - MT	119,669.24
United Republic of Tanzania	ALLIED TRANSPORT AGENT	OV FREIGHT - MT	117,010.06
United Republic of Tanzania	ALLIED TRANSPORT AGENT	OV FREIGHT - MT	117,010.06
United Republic of Tanzania	ALLIED TRANSPORT AGENT	OV FREIGHT - MT	110,054.88
United Republic of Tanzania	ALLIED TRANSPORT AGENT	OV FREIGHT - MT	99,695.70
United Republic of Tanzania	ALLIED TRANSPORT AGENT	OV FREIGHT - MT	96,415.10
United Republic of Tanzania	ALLIED TRANSPORT AGENT	OV FREIGHT - MT	88,699.10
United Republic of Tanzania	ALLIED TRANSPORT AGENT	OV FREIGHT - MT	87,113.67
United Republic of Tanzania	ALLIED TRANSPORT AGENT	OV FREIGHT - MT	81,658.51
United Republic of Tanzania	ALLIED TRANSPORT AGENT	OV FREIGHT - MT	75,793.00
United Republic of Tanzania	ALLIED TRANSPORT AGENT	OV FREIGHT - MT	73,523.35
United Republic of Tanzania	ALLIED TRANSPORT AGENT	OV FREIGHT - MT	67,619.92
United Republic of Tanzania	ALLIED TRANSPORT AGENT	OV FREIGHT - MT	65,456.82
United Republic of Tanzania	ALLIED TRANSPORT AGENT	OV FREIGHT - MT	64,993.76
United Republic of Tanzania	ALLIED TRANSPORT AGENT	OV FREIGHT - MT	64,892.17
United Republic of Tanzania	ALLIED TRANSPORT AGENT	OV FREIGHT - MT	59,366.74
United Republic of Tanzania	ALLIED TRANSPORT AGENT	OV FREIGHT - MT	55,115.00
United Republic of Tanzania	ALLIED TRANSPORT AGENT	OV FREIGHT - MT	54,379.88
United Republic of Tanzania	ALLIED TRANSPORT AGENT	OV FREIGHT - MT	45,426.00
United Republic of Tanzania	ALLIED TRANSPORT AGENT	OV FREIGHT - MT	44,817.55
United Republic of Tanzania	ALLIED TRANSPORT AGENT	OV FREIGHT - MT	43,140.24
United Republic of Tanzania	ALLIED TRANSPORT AGENT	OV FREIGHT - MT	40,497.76
United Republic of Tanzania	ALLIED TRANSPORT AGENT	OV FREIGHT - MT	40,497.76
United Republic of Tanzania	ALLIED TRANSPORT AGENT	OV FREIGHT - MT	39,178.99
United Republic of Tanzania	ALLIED TRANSPORT AGENT	OV FREIGHT - MT	38,362.74
United Republic of Tanzania	ALLIED TRANSPORT AGENT	OV FREIGHT - MT	37,776.96
United Republic of Tanzania	ALLIED TRANSPORT AGENT	OV FREIGHT - MT	37,074.96
United Republic of Tanzania	ALLIED TRANSPORT AGENT	OV FREIGHT - MT	36,606.96
United Republic of Tanzania	ALLIED TRANSPORT AGENT	OV FREIGHT - MT	33,319.72
United Republic of Tanzania	ALLIED TRANSPORT AGENT	OV FREIGHT - MT	33,222.64
United Republic of Tanzania	ALLIED TRANSPORT AGENT	OV FREIGHT - MT	32,687.00
United Republic of Tanzania	ALLIED TRANSPORT AGENT	OV FREIGHT - MT	32,571.94
United Republic of Tanzania	ALLIED TRANSPORT AGENT	OV FREIGHT - MT	32,546.54
United Republic of Tanzania	ALLIED TRANSPORT AGENT	OV FREIGHT - MT	32,088.00
United Republic of Tanzania	ALLIED TRANSPORT AGENT	OV FREIGHT - MT	32,045.15
United Republic of Tanzania	ALLIED TRANSPORT AGENT	OV FREIGHT - MT	32,031.69
United Republic of Tanzania	ALLIED TRANSPORT AGENT	OV FREIGHT - MT	30,573.51
United Republic of Tanzania	ALLIED TRANSPORT AGENT	OV FREIGHT - MT	30,237.48
United Republic of Tanzania	ALLIED TRANSPORT AGENT	OV LANDSIDE TRANSPORT - MT	290,000.00
United Republic of Tanzania	ALLIED TRANSPORT AGENT	OV LANDSIDE TRANSPORT - MT	174,600.00
United Republic of Tanzania	ALLIED TRANSPORT AGENT	OV LANDSIDE TRANSPORT - MT	165,900.00
United Republic of Tanzania	ALLIED TRANSPORT AGENT	OV LANDSIDE TRANSPORT - MT	165,300.00
United Republic of Tanzania	ALLIED TRANSPORT AGENT	OV LANDSIDE TRANSPORT - MT	152,000.00
United Republic of Tanzania	ALLIED TRANSPORT AGENT	OV LANDSIDE TRANSPORT - MT	152,000.00
United Republic of Tanzania	ALLIED TRANSPORT AGENT	OV LANDSIDE TRANSPORT - MT	152,000.00
United Republic of Tanzania	ALLIED TRANSPORT AGENT	OV LANDSIDE TRANSPORT - MT	150,000.00
United Republic of Tanzania	ALLIED TRANSPORT AGENT	OV LANDSIDE TRANSPORT - MT	132,640.00
United Republic of Tanzania	ALLIED TRANSPORT AGENT	OV LANDSIDE TRANSPORT - MT	118,760.64
United Republic of Tanzania	ALLIED TRANSPORT AGENT	OV LANDSIDE TRANSPORT - MT	99,919.88
United Republic of Tanzania	ALLIED TRANSPORT AGENT	OV LANDSIDE TRANSPORT - MT	79,120.00
United Republic of Tanzania	ALLIED TRANSPORT AGENT	OV LANDSIDE TRANSPORT - MT	71,935.95
United Republic of Tanzania	ALLIED TRANSPORT AGENT	OV LANDSIDE TRANSPORT - MT	69,600.00
United Republic of Tanzania	ALLIED TRANSPORT AGENT	OV LANDSIDE TRANSPORT - MT	69,498.00
United Republic of Tanzania	ALLIED TRANSPORT AGENT	OV LANDSIDE TRANSPORT - MT	60,060.00
United Republic of Tanzania	ALLIED TRANSPORT AGENT	OV LANDSIDE TRANSPORT - MT	59,598.00
United Republic of Tanzania	ALLIED TRANSPORT AGENT	OV LANDSIDE TRANSPORT - MT	56,266.44
United Republic of Tanzania	ALLIED TRANSPORT AGENT	OV LANDSIDE TRANSPORT - MT	56,250.00
United Republic of Tanzania	ALLIED TRANSPORT AGENT	OV LANDSIDE TRANSPORT - MT	53,970.00
United Republic of Tanzania	ALLIED TRANSPORT AGENT	OV LANDSIDE TRANSPORT - MT	52,205.80
United Republic of Tanzania	ALLIED TRANSPORT AGENT	OV LANDSIDE TRANSPORT - MT	51,030.00
United Republic of Tanzania	ALLIED TRANSPORT AGENT	OV LANDSIDE TRANSPORT - MT	50,400.00
United Republic of Tanzania	ALLIED TRANSPORT AGENT	OV LANDSIDE TRANSPORT - MT	50,370.00
United Republic of Tanzania	ALLIED TRANSPORT AGENT	OV LANDSIDE TRANSPORT - MT	48,825.00
United Republic of Tanzania	ALLIED TRANSPORT AGENT	OV LANDSIDE TRANSPORT - MT	46,080.00
United Republic of Tanzania	ALLIED TRANSPORT AGENT	OV LANDSIDE TRANSPORT - MT	43,870.00
United Republic of Tanzania	ALLIED TRANSPORT AGENT	OV LANDSIDE TRANSPORT - MT	42,525.00
United Republic of Tanzania	ALLIED TRANSPORT AGENT	OV LANDSIDE TRANSPORT - MT	41,470.00
United Republic of Tanzania	ALLIED TRANSPORT AGENT	OV LANDSIDE TRANSPORT - MT	41,120.00
United Republic of Tanzania	ALLIED TRANSPORT AGENT	OV LANDSIDE TRANSPORT - MT	40,954.51
United Republic of Tanzania	ALLIED TRANSPORT AGENT	OV LANDSIDE TRANSPORT - MT	40,194.00
United Republic of Tanzania	ALLIED TRANSPORT AGENT	OV LANDSIDE TRANSPORT - MT	38,130.00
United Republic of Tanzania	ALLIED TRANSPORT AGENT	OV LANDSIDE TRANSPORT - MT	37,170.00
United Republic of Tanzania	ALLIED TRANSPORT AGENT	OV LANDSIDE TRANSPORT - MT	36,967.50
United Republic of Tanzania	ALLIED TRANSPORT AGENT	OV LANDSIDE TRANSPORT - MT	36,570.00
United Republic of Tanzania	ALLIED TRANSPORT AGENT	OV LANDSIDE TRANSPORT - MT	36,340.00
United Republic of Tanzania	ALLIED TRANSPORT AGENT	OV LANDSIDE TRANSPORT - MT	36,300.00
United Republic of Tanzania	ALLIED TRANSPORT AGENT	OV LANDSIDE TRANSPORT - MT	35,640.00
United Republic of Tanzania	ALLIED TRANSPORT AGENT	OV LANDSIDE TRANSPORT - MT	34,220.00
United Republic of Tanzania	ALLIED TRANSPORT AGENT	OV LANDSIDE TRANSPORT - MT	33,810.00
United Republic of Tanzania	ALLIED TRANSPORT AGENT	OV LANDSIDE TRANSPORT - MT	33,750.00
United Republic of Tanzania	ALLIED TRANSPORT AGENT	OV LANDSIDE TRANSPORT - MT	33,600.00
United Republic of Tanzania	ALLIED TRANSPORT AGENT	OV LANDSIDE TRANSPORT - MT	32,770.00
United Republic of Tanzania	ALLIED TRANSPORT AGENT	OV LANDSIDE TRANSPORT - MT	32,596.85
United Republic of Tanzania	ALLIED TRANSPORT AGENT	OV LANDSIDE TRANSPORT - MT	32,480.00
United Republic of Tanzania	Aly Juma Ramadhan	OV FREIGHT - MT	57,565.04
United Republic of Tanzania	Aly Juma Ramadhan	OV FREIGHT - MT	57,518.30
United Republic of Tanzania	Aly Juma Ramadhan	OV FREIGHT - MT	49,610.01
United Republic of Tanzania	Aly Juma Ramadhan	OV FREIGHT - MT	49,070.51
United Republic of Tanzania	Aly Juma Ramadhan	OV FREIGHT - MT	48,857.91
United Republic of Tanzania	Aly Juma Ramadhan	OV FREIGHT - MT	48,396.82
United Republic of Tanzania	Aly Juma Ramadhan	OV FREIGHT - MT	41,637.71
United Republic of Tanzania	Aly Juma Ramadhan	OV FREIGHT - MT	41,184.58
United Republic of Tanzania	Aly Juma Ramadhan	OV FREIGHT - MT	41,005.76
United Republic of Tanzania	Aly Juma Ramadhan	OV FREIGHT - MT	40,751.76

WFP continued

## Major contracts for services and works by UN organization

AGENCY			Contract Value
Location of Supplier	Name of Contractor	Description of Services	USD
United Republic of Tanzania	Aliy Juma Ramadhan	OV FREIGHT - MT	40,751.25
United Republic of Tanzania	Aliy Juma Ramadhan	OV FREIGHT - MT	40,497.51
United Republic of Tanzania	Aliy Juma Ramadhan	OV FREIGHT - MT	40,243.76
United Republic of Tanzania	Aliy Juma Ramadhan	OV FREIGHT - MT	40,181.78
United Republic of Tanzania	Aliy Juma Ramadhan	OV FREIGHT - MT	39,408.46
United Republic of Tanzania	Aliy Juma Ramadhan	OV FREIGHT - MT	32,546.54
United Republic of Tanzania	Aliy Juma Ramadhan	OV FREIGHT - MT	31,183.15
United Republic of Tanzania	DAMCO TANZANIA LIMITED	IT LANDSIDE TRANSPORT - MT	40,500.00
United Republic of Tanzania	DAMCO TANZANIA LIMITED	IT LANDSIDE TRANSPORT - MT	33,600.00
United Republic of Tanzania	DAMCO TANZANIA LIMITED	OV FREIGHT - MT	381,108.45
United Republic of Tanzania	DAMCO TANZANIA LIMITED	OV FREIGHT - MT	126,982.48
United Republic of Tanzania	DAMCO TANZANIA LIMITED	OV FREIGHT - MT	104,453.95
United Republic of Tanzania	DAMCO TANZANIA LIMITED	OV FREIGHT - MT	57,959.24
United Republic of Tanzania	DAMCO TANZANIA LIMITED	OV FREIGHT - MT	50,446.43
United Republic of Tanzania	DAMCO TANZANIA LIMITED	OV FREIGHT - MT	49,344.33
United Republic of Tanzania	DAMCO TANZANIA LIMITED	OV FREIGHT - MT	45,703.24
United Republic of Tanzania	DAMCO TANZANIA LIMITED	OV FREIGHT - MT	42,021.76
United Republic of Tanzania	DAMCO TANZANIA LIMITED	OV FREIGHT - MT	41,968.42
United Republic of Tanzania	DAMCO TANZANIA LIMITED	OV FREIGHT - MT	40,683.18
United Republic of Tanzania	DAMCO TANZANIA LIMITED	OV FREIGHT - MT	40,409.62
United Republic of Tanzania	DAMCO TANZANIA LIMITED	OV FREIGHT - MT	40,182.80
United Republic of Tanzania	DAMCO TANZANIA LIMITED	OV FREIGHT - MT	39,848.03
United Republic of Tanzania	DAMCO TANZANIA LIMITED	OV FREIGHT - MT	38,176.20
United Republic of Tanzania	DAMCO TANZANIA LIMITED	OV FREIGHT - MT	30,710.68
United Republic of Tanzania	DAMCO TANZANIA LIMITED	OV LANDSIDE TRANSPORT - MT	77,280.00
United Republic of Tanzania	DAMCO TANZANIA LIMITED	OV LANDSIDE TRANSPORT - MT	57,952.00
United Republic of Tanzania	DAMCO TANZANIA LIMITED	OV LANDSIDE TRANSPORT - MT	43,700.00
United Republic of Tanzania	DAMCO TANZANIA LIMITED	OV LANDSIDE TRANSPORT - MT	34,800.00
United Republic of Tanzania	DAMCO TANZANIA LIMITED	OV LANDSIDE TRANSPORT - MT	30,720.00
United Republic of Tanzania	DAMCO TANZANIA LIMITED	OV LANDSIDE TRANSPORT - MT	30,584.00
United Republic of Tanzania	DSM Corridor Group Ltd	OV PORT STORAGE - MT	129,377.95
United Republic of Tanzania	DSM Corridor Group Ltd	OV PORT STORAGE - MT	47,250.75
United Republic of Tanzania	HUSSEIN S. MJILI	IT LANDSIDE TRANSPORT - MT	44,550.00
United Republic of Tanzania	HUSSEIN S. MJILI	OV LANDSIDE TRANSPORT - MT	40,590.00
United Republic of Tanzania	HUSSEIN S. MJILI	OV LANDSIDE TRANSPORT - MT	39,370.00
United Republic of Tanzania	HUSSEIN S. MJILI	OV LANDSIDE TRANSPORT - MT	38,905.00
United Republic of Tanzania	JUMBO MILLS (T) LIMITED	IT EDP STORAGE - MT	30,000.00
United Republic of Tanzania	JUMBO MILLS (T) LIMITED	IT EDP STORAGE - MT	30,000.00
United Republic of Tanzania	JUMBO MILLS (T) LIMITED	IT EDP STORAGE - MT	30,000.00
United Republic of Tanzania	Kishegena Transport	OV FREIGHT - MT	50,310.72
United Republic of Tanzania	Kishegena Transport	OV FREIGHT - MT	47,760.64
United Republic of Tanzania	Kishegena Transport	OV FREIGHT - MT	44,548.45
United Republic of Tanzania	Kishegena Transport	OV FREIGHT - MT	39,931.09
United Republic of Tanzania	Kishegena Transport	OV FREIGHT - MT	36,852.82
United Republic of Tanzania	Kishegena Transport	OV FREIGHT - MT	36,138.96
United Republic of Tanzania	Kishegena Transport	OV FREIGHT - MT	31,585.41
United Republic of Tanzania	Kishegena Transport	OV FREIGHT - MT	31,543.75
United Republic of Tanzania	Kishegena Transport	OV FREIGHT - MT	30,592.52
United Republic of Tanzania	Kishegena Transport	OV FREIGHT - MT	30,034.37
United Republic of Tanzania	LIBERTY TRANS CARGO LTD	OV LANDSIDE TRANSPORT - MT	46,980.00
United Republic of Tanzania	M.A.CARGO TRUCKERS AND FORWARDERS C	OV LANDSIDE TRANSPORT - MT	92,225.00
United Republic of Tanzania	M.A.CARGO TRUCKERS AND FORWARDERS C	OV LANDSIDE TRANSPORT - MT	71,400.00
United Republic of Tanzania	M.A.CARGO TRUCKERS AND FORWARDERS C	OV LANDSIDE TRANSPORT - MT	68,310.00
United Republic of Tanzania	M.A.CARGO TRUCKERS AND FORWARDERS C	OV LANDSIDE TRANSPORT - MT	58,080.00
United Republic of Tanzania	M.A.CARGO TRUCKERS AND FORWARDERS C	OV LANDSIDE TRANSPORT - MT	54,240.00
United Republic of Tanzania	M.A.CARGO TRUCKERS AND FORWARDERS C	OV LANDSIDE TRANSPORT - MT	49,770.00
United Republic of Tanzania	M.A.CARGO TRUCKERS AND FORWARDERS C	OV LANDSIDE TRANSPORT - MT	49,120.00
United Republic of Tanzania	M.A.CARGO TRUCKERS AND FORWARDERS C	OV LANDSIDE TRANSPORT - MT	47,025.00
United Republic of Tanzania	M.A.CARGO TRUCKERS AND FORWARDERS C	OV LANDSIDE TRANSPORT - MT	44,672.00
United Republic of Tanzania	M.A.CARGO TRUCKERS AND FORWARDERS C	OV LANDSIDE TRANSPORT - MT	43,365.00
United Republic of Tanzania	M.A.CARGO TRUCKERS AND FORWARDERS C	OV LANDSIDE TRANSPORT - MT	43,245.00
United Republic of Tanzania	M.A.CARGO TRUCKERS AND FORWARDERS C	OV LANDSIDE TRANSPORT - MT	41,067.50
United Republic of Tanzania	M.A.CARGO TRUCKERS AND FORWARDERS C	OV LANDSIDE TRANSPORT - MT	37,800.00
United Republic of Tanzania	M.A.CARGO TRUCKERS AND FORWARDERS C	OV LANDSIDE TRANSPORT - MT	35,380.00
United Republic of Tanzania	M.A.CARGO TRUCKERS AND FORWARDERS C	OV LANDSIDE TRANSPORT - MT	34,720.00
United Republic of Tanzania	M.A.CARGO TRUCKERS AND FORWARDERS C	OV LANDSIDE TRANSPORT - MT	34,410.00
United Republic of Tanzania	M.A.CARGO TRUCKERS AND FORWARDERS C	OV LANDSIDE TRANSPORT - MT	33,600.00
United Republic of Tanzania	M.A.CARGO TRUCKERS AND FORWARDERS C	OV LANDSIDE TRANSPORT - MT	32,250.00
United Republic of Tanzania	Makholdings Company Limited	OV LANDSIDE TRANSPORT - MT	40,500.00
United Republic of Tanzania	Makholdings Company Limited	OV LANDSIDE TRANSPORT - MT	40,500.00
United Republic of Tanzania	MANENO CONSTRUCTION & TRANSPORT CO L	IT LANDSIDE TRANSPORT - MT	44,800.00
United Republic of Tanzania	MANENO CONSTRUCTION & TRANSPORT CO L	IT LANDSIDE TRANSPORT - MT	43,200.00
United Republic of Tanzania	MONABAN TRADING & FARMING CO.LTD	IT LANDSIDE TRANSPORT - MT	43,200.00
United Republic of Tanzania	MONABAN TRADING & FARMING CO.LTD	OV FREIGHT - MT	303,957.75
United Republic of Tanzania	MONABAN TRADING & FARMING CO.LTD	OV FREIGHT - MT	303,956.82
United Republic of Tanzania	MONABAN TRADING & FARMING CO.LTD	OV FREIGHT - MT	152,003.65
United Republic of Tanzania	MONABAN TRADING & FARMING CO.LTD	OV FREIGHT - MT	139,681.01
United Republic of Tanzania	MONABAN TRADING & FARMING CO.LTD	OV FREIGHT - MT	126,985.52
United Republic of Tanzania	MONABAN TRADING & FARMING CO.LTD	OV FREIGHT - MT	120,123.46
United Republic of Tanzania	MONABAN TRADING & FARMING CO.LTD	OV FREIGHT - MT	79,084.51
United Republic of Tanzania	MONABAN TRADING & FARMING CO.LTD	OV FREIGHT - MT	58,191.59
United Republic of Tanzania	MONABAN TRADING & FARMING CO.LTD	OV FREIGHT - MT	55,388.74
United Republic of Tanzania	MONABAN TRADING & FARMING CO.LTD	OV FREIGHT - MT	50,552.91
United Republic of Tanzania	MONABAN TRADING & FARMING CO.LTD	OV FREIGHT - MT	50,454.14
United Republic of Tanzania	MONABAN TRADING & FARMING CO.LTD	OV FREIGHT - MT	48,311.31
United Republic of Tanzania	MONABAN TRADING & FARMING CO.LTD	OV FREIGHT - MT	48,288.45
United Republic of Tanzania	MONABAN TRADING & FARMING CO.LTD	OV FREIGHT - MT	47,595.37
United Republic of Tanzania	MONABAN TRADING & FARMING CO.LTD	OV FREIGHT - MT	46,348.40
United Republic of Tanzania	MONABAN TRADING & FARMING CO.LTD	OV FREIGHT - MT	42,657.26
United Republic of Tanzania	MONABAN TRADING & FARMING CO.LTD	OV FREIGHT - MT	40,965.63
United Republic of Tanzania	MONABAN TRADING & FARMING CO.LTD	OV FREIGHT - MT	39,429.94
United Republic of Tanzania	MONABAN TRADING & FARMING CO.LTD	OV FREIGHT - MT	38,973.76
United Republic of Tanzania	MONABAN TRADING & FARMING CO.LTD	OV FREIGHT - MT	38,719.76
United Republic of Tanzania	MONABAN TRADING & FARMING CO.LTD	OV FREIGHT - MT	38,662.10
United Republic of Tanzania	MONABAN TRADING & FARMING CO.LTD	OV FREIGHT - MT	37,957.76
United Republic of Tanzania	MONABAN TRADING & FARMING CO.LTD	OV FREIGHT - MT	37,308.96
United Republic of Tanzania	MONABAN TRADING & FARMING CO.LTD	OV FREIGHT - MT	36,352.73
United Republic of Tanzania	MONABAN TRADING & FARMING CO.LTD	OV FREIGHT - MT	35,925.76
United Republic of Tanzania	MONABAN TRADING & FARMING CO.LTD	OV FREIGHT - MT	35,672.01
United Republic of Tanzania	MONABAN TRADING & FARMING CO.LTD	OV FREIGHT - MT	33,798.96
United Republic of Tanzania	MONABAN TRADING & FARMING CO.LTD	OV FREIGHT - MT	32,385.81
United Republic of Tanzania	NAGI ENTERPRISES LTD	OV FREIGHT - MT	253,739.91
United Republic of Tanzania	NAGI ENTERPRISES LTD	OV FREIGHT - MT	126,992.63
United Republic of Tanzania	NAGI ENTERPRISES LTD	OV FREIGHT - MT	126,990.35
United Republic of Tanzania	NAGI ENTERPRISES LTD	OV FREIGHT - MT	126,985.78
United Republic of Tanzania	NAGI ENTERPRISES LTD	OV FREIGHT - MT	126,982.98
United Republic of Tanzania	NAGI ENTERPRISES LTD	OV FREIGHT - MT	126,980.44
United Republic of Tanzania	NAGI ENTERPRISES LTD	OV FREIGHT - MT	126,919.49
United Republic of Tanzania	NAGI ENTERPRISES LTD	OV FREIGHT - MT	99,300.03
United Republic of Tanzania	NAGI ENTERPRISES LTD	OV FREIGHT - MT	75,138.84
United Republic of Tanzania	NAGI ENTERPRISES LTD	OV FREIGHT - MT	71,829.17
United Republic of Tanzania	NAGI ENTERPRISES LTD	OV FREIGHT - MT	65,202.82
United Republic of Tanzania	NAGI ENTERPRISES LTD	OV FREIGHT - MT	65,004.94

WFP continued



## Major contracts for services and works by UN organization

AGENCY			Contract Value
Location of Supplier	Name of Contractor	Description of Services	USD
United Republic of Tanzania	NAGI ENTERPRISES LTD	OV FREIGHT - MT	57,197.50
United Republic of Tanzania	NAGI ENTERPRISES LTD	OV FREIGHT - MT	57,052.46
United Republic of Tanzania	NAGI ENTERPRISES LTD	OV FREIGHT - MT	49,609.50
United Republic of Tanzania	NAGI ENTERPRISES LTD	OV FREIGHT - MT	47,854.11
United Republic of Tanzania	NAGI ENTERPRISES LTD	OV FREIGHT - MT	45,472.75
United Republic of Tanzania	NAGI ENTERPRISES LTD	OV FREIGHT - MT	45,010.84
United Republic of Tanzania	NAGI ENTERPRISES LTD	OV FREIGHT - MT	42,021.51
United Republic of Tanzania	NAGI ENTERPRISES LTD	OV FREIGHT - MT	41,675.56
United Republic of Tanzania	NAGI ENTERPRISES LTD	OV FREIGHT - MT	41,571.67
United Republic of Tanzania	NAGI ENTERPRISES LTD	OV FREIGHT - MT	40,683.18
United Republic of Tanzania	NAGI ENTERPRISES LTD	OV FREIGHT - MT	40,412.67
United Republic of Tanzania	NAGI ENTERPRISES LTD	OV FREIGHT - MT	37,561.52
United Republic of Tanzania	NAGI ENTERPRISES LTD	OV FREIGHT - MT	37,428.17
United Republic of Tanzania	NAGI ENTERPRISES LTD	OV FREIGHT - MT	35,554.92
United Republic of Tanzania	NAGI ENTERPRISES LTD	OV FREIGHT - MT	32,797.24
United Republic of Tanzania	NAGI ENTERPRISES LTD	OV FREIGHT - MT	32,797.24
United Republic of Tanzania	NAGI ENTERPRISES LTD	OV FREIGHT - MT	32,571.44
United Republic of Tanzania	NAGI ENTERPRISES LTD	OV FREIGHT - MT	32,411.67
United Republic of Tanzania	NAGI ENTERPRISES LTD	OV FREIGHT - MT	31,551.63
United Republic of Tanzania	NAGI ENTERPRISES LTD	OV LANDSIDE TRANSPORT - MT	127,000.00
United Republic of Tanzania	NAPAKU ENTERPRISES LTD	IT LANDSIDE TRANSPORT - MT	44,800.00
United Republic of Tanzania	NAPAKU ENTERPRISES LTD	OV FREIGHT - MT	101,170.62
United Republic of Tanzania	NAPAKU ENTERPRISES LTD	OV FREIGHT - MT	68,019.42
United Republic of Tanzania	NAPAKU ENTERPRISES LTD	OV FREIGHT - MT	52,988.46
United Republic of Tanzania	NAPAKU ENTERPRISES LTD	OV FREIGHT - MT	52,468.02
United Republic of Tanzania	NAPAKU ENTERPRISES LTD	OV FREIGHT - MT	51,156.14
United Republic of Tanzania	NAPAKU ENTERPRISES LTD	OV FREIGHT - MT	49,137.32
United Republic of Tanzania	NAPAKU ENTERPRISES LTD	OV FREIGHT - MT	47,255.43
United Republic of Tanzania	NAPAKU ENTERPRISES LTD	OV FREIGHT - MT	43,881.55
United Republic of Tanzania	NAPAKU ENTERPRISES LTD	OV FREIGHT - MT	40,497.76
United Republic of Tanzania	NAPAKU ENTERPRISES LTD	OV FREIGHT - MT	40,243.76
United Republic of Tanzania	NAPAKU ENTERPRISES LTD	OV FREIGHT - MT	39,178.48
United Republic of Tanzania	NAPAKU ENTERPRISES LTD	OV FREIGHT - MT	37,856.92
United Republic of Tanzania	NAPAKU ENTERPRISES LTD	OV FREIGHT - MT	35,864.92
United Republic of Tanzania	NAPAKU ENTERPRISES LTD	OV FREIGHT - MT	35,176.05
United Republic of Tanzania	NAPAKU ENTERPRISES LTD	OV FREIGHT - MT	33,490.31
United Republic of Tanzania	NAPAKU ENTERPRISES LTD	OV FREIGHT - MT	32,601.41
United Republic of Tanzania	NAPAKU ENTERPRISES LTD	OV FREIGHT - MT	30,502.37
United Republic of Tanzania	NAPAKU ENTERPRISES LTD	OV FREIGHT - MT	30,469.14
United Republic of Tanzania	NAPAKU ENTERPRISES LTD	OV LANDSIDE TRANSPORT - MT	102,400.00
United Republic of Tanzania	NAPAKU ENTERPRISES LTD	OV LANDSIDE TRANSPORT - MT	67,850.00
United Republic of Tanzania	NAPAKU ENTERPRISES LTD	OV LANDSIDE TRANSPORT - MT	59,040.00
United Republic of Tanzania	NAPAKU ENTERPRISES LTD	OV LANDSIDE TRANSPORT - MT	57,385.00
United Republic of Tanzania	NAPAKU ENTERPRISES LTD	OV LANDSIDE TRANSPORT - MT	55,836.00
United Republic of Tanzania	NAPAKU ENTERPRISES LTD	OV LANDSIDE TRANSPORT - MT	53,760.00
United Republic of Tanzania	NAPAKU ENTERPRISES LTD	OV LANDSIDE TRANSPORT - MT	47,040.00
United Republic of Tanzania	NAPAKU ENTERPRISES LTD	OV LANDSIDE TRANSPORT - MT	36,800.00
United Republic of Tanzania	NAPAKU ENTERPRISES LTD	OV LANDSIDE TRANSPORT - MT	36,000.00
United Republic of Tanzania	NAPAKU ENTERPRISES LTD	OV LANDSIDE TRANSPORT - MT	35,995.00
United Republic of Tanzania	NAPAKU ENTERPRISES LTD	OV LANDSIDE TRANSPORT - MT	35,910.00
United Republic of Tanzania	NAPAKU ENTERPRISES LTD	OV LANDSIDE TRANSPORT - MT	33,600.01
United Republic of Tanzania	NAPAKU ENTERPRISES LTD	OV LANDSIDE TRANSPORT - MT	33,600.00
United Republic of Tanzania	NATIONAL FOOD RESERVE AGENCY	OV AV CARGO HANDLING - MT	42,103.29
United Republic of Tanzania	Tanzania International Container	IT PORT - STORAGE - MT	59,402.50
United Republic of Tanzania	Tanzania International Container	IT PORT - STORAGE - MT	37,203.40
United Republic of Tanzania	Tanzania International Container	OC DEMURRAGE, DISCH, NOT RECOVERBL - LOT	53,451.50
United Republic of Tanzania	Tanzania International Container	OV PORT STEVEDORING - MT	46,526.50
United Republic of Tanzania	Tanzania International Container	OV PORT STORAGE - MT	68,795.00
United Republic of Tanzania	Tanzania International Container	OV PORT STORAGE - MT	43,550.35
United Republic of Tanzania	Tanzania International Container	OV PORT STORAGE - MT	39,917.33
United Republic of Tanzania	Tanzania International Container	OV PORT STORAGE - MT	35,774.00
United Republic of Tanzania	TANZANIA PORT AUTHORITY	OV PORT STORAGE - MT	74,844.00
United Republic of Tanzania	TANZANIA PORT AUTHORITY	OV PORT STORAGE - MT	63,640.00
United Republic of Tanzania	TANZANIA PORT AUTHORITY	OV PORT STORAGE - MT	35,704.00
United Republic of Tanzania	TANZANIA PORT AUTHORITY	OV PORT STORAGE - MT	31,302.78
United Republic of Tanzania	YAHAYA ABDILAH MSANGI	IT LANDSIDE TRANSPORT - MT	36,350.64
United Republic of Tanzania	YAHAYA ABDILAH MSANGI	IT LANDSIDE TRANSPORT - MT	33,381.88
United States of America	East African Traders & Brokers LLC	OV LANDSIDE TRANSPORT - MT	175,862.62
United States of America	East African Traders & Brokers LLC	OV LANDSIDE TRANSPORT - MT	173,250.00
United States of America	East African Traders & Brokers LLC	OV LANDSIDE TRANSPORT - MT	170,803.50
United States of America	East African Traders & Brokers LLC	OV LANDSIDE TRANSPORT - MT	91,035.00
United States of America	East African Traders & Brokers LLC	OV LANDSIDE TRANSPORT - MT	85,837.50
United States of America	East African Traders & Brokers LLC	OV LANDSIDE TRANSPORT - MT	80,325.00
United States of America	East African Traders & Brokers LLC	OV LANDSIDE TRANSPORT - MT	75,846.45
United States of America	East African Traders & Brokers LLC	OV LANDSIDE TRANSPORT - MT	71,998.85
United States of America	East African Traders & Brokers LLC	OV LANDSIDE TRANSPORT - MT	64,575.00
United States of America	East African Traders & Brokers LLC	OV LANDSIDE TRANSPORT - MT	63,000.00
United States of America	East African Traders & Brokers LLC	OV LANDSIDE TRANSPORT - MT	63,000.00
United States of America	East African Traders & Brokers LLC	OV LANDSIDE TRANSPORT - MT	62,090.70
United States of America	East African Traders & Brokers LLC	OV LANDSIDE TRANSPORT - MT	59,062.50
United States of America	East African Traders & Brokers LLC	OV LANDSIDE TRANSPORT - MT	59,062.50
United States of America	East African Traders & Brokers LLC	OV LANDSIDE TRANSPORT - MT	58,800.00
United States of America	East African Traders & Brokers LLC	OV LANDSIDE TRANSPORT - MT	56,868.75
United States of America	East African Traders & Brokers LLC	OV LANDSIDE TRANSPORT - MT	56,250.00
United States of America	East African Traders & Brokers LLC	OV LANDSIDE TRANSPORT - MT	51,750.00
United States of America	East African Traders & Brokers LLC	OV LANDSIDE TRANSPORT - MT	50,400.00
United States of America	East African Traders & Brokers LLC	OV LANDSIDE TRANSPORT - MT	47,779.76
United States of America	East African Traders & Brokers LLC	OV LANDSIDE TRANSPORT - MT	47,700.01
United States of America	East African Traders & Brokers LLC	OV LANDSIDE TRANSPORT - MT	47,700.00
United States of America	East African Traders & Brokers LLC	OV LANDSIDE TRANSPORT - MT	47,700.00
United States of America	East African Traders & Brokers LLC	OV LANDSIDE TRANSPORT - MT	40,793.74
United States of America	East African Traders & Brokers LLC	OV LANDSIDE TRANSPORT - MT	39,750.00
United States of America	East African Traders & Brokers LLC	OV LANDSIDE TRANSPORT - MT	39,689.30
United States of America	East African Traders & Brokers LLC	OV LANDSIDE TRANSPORT - MT	39,375.00
United States of America	East African Traders & Brokers LLC	OV LANDSIDE TRANSPORT - MT	39,375.00
United States of America	East African Traders & Brokers LLC	OV LANDSIDE TRANSPORT - MT	37,950.00
United States of America	East African Traders & Brokers LLC	OV LANDSIDE TRANSPORT - MT	36,813.60
United States of America	East African Traders & Brokers LLC	OV LANDSIDE TRANSPORT - MT	36,225.00
United States of America	East African Traders & Brokers LLC	OV LANDSIDE TRANSPORT - MT	31,800.00
United States of America	East African Traders & Brokers LLC	OV LANDSIDE TRANSPORT - MT	31,500.00
United States of America	GEODIS WILSON USA Inc.	LESS ET OCEAN - MT	149,475.50
United States of America	GEODIS WILSON USA Inc.	LESS ET OCEAN - MT	30,671.49
United States of America	GEODIS WILSON USA Inc.	OC FREIGHT - MT	892,479.54
United States of America	GEODIS WILSON USA Inc.	OC FREIGHT - MT	864,404.39
United States of America	GEODIS WILSON USA Inc.	OC FREIGHT - MT	786,199.06
United States of America	GEODIS WILSON USA Inc.	OC FREIGHT - MT	637,025.60
United States of America	GEODIS WILSON USA Inc.	OC FREIGHT - MT	584,588.23
United States of America	GEODIS WILSON USA Inc.	OC FREIGHT - MT	550,199.83
United States of America	GEODIS WILSON USA Inc.	OC FREIGHT - MT	538,598.71
United States of America	GEODIS WILSON USA Inc.	OC FREIGHT - MT	475,880.72
United States of America	GEODIS WILSON USA Inc.	OC FREIGHT - MT	466,079.65
United States of America	GEODIS WILSON USA Inc.	OC FREIGHT - MT	456,570.05
United States of America	GEODIS WILSON USA Inc.	OC FREIGHT - MT	437,295.40

WFP continued



## Major contracts for services and works by UN organization

AGENCY			Contract Value
Location of Supplier	Name of Contractor	Description of Services	USD
United States of America	GEODIS WILSON USA Inc.	OC FREIGHT - MT	428,724.96
United States of America	GEODIS WILSON USA Inc.	OC FREIGHT - MT	424,375.79
United States of America	GEODIS WILSON USA Inc.	OC FREIGHT - MT	422,885.32
United States of America	GEODIS WILSON USA Inc.	OC FREIGHT - MT	420,025.88
United States of America	GEODIS WILSON USA Inc.	OC FREIGHT - MT	391,268.63
United States of America	GEODIS WILSON USA Inc.	OC FREIGHT - MT	366,841.63
United States of America	GEODIS WILSON USA Inc.	OC FREIGHT - MT	366,636.53
United States of America	GEODIS WILSON USA Inc.	OC FREIGHT - MT	365,132.41
United States of America	GEODIS WILSON USA Inc.	OC FREIGHT - MT	357,192.43
United States of America	GEODIS WILSON USA Inc.	OC FREIGHT - MT	343,331.95
United States of America	GEODIS WILSON USA Inc.	OC FREIGHT - MT	332,989.49
United States of America	GEODIS WILSON USA Inc.	OC FREIGHT - MT	331,259.69
United States of America	GEODIS WILSON USA Inc.	OC FREIGHT - MT	326,713.07
United States of America	GEODIS WILSON USA Inc.	OC FREIGHT - MT	326,218.18
United States of America	GEODIS WILSON USA Inc.	OC FREIGHT - MT	326,064.51
United States of America	GEODIS WILSON USA Inc.	OC FREIGHT - MT	321,104.25
United States of America	GEODIS WILSON USA Inc.	OC FREIGHT - MT	319,241.16
United States of America	GEODIS WILSON USA Inc.	OC FREIGHT - MT	311,782.96
United States of America	GEODIS WILSON USA Inc.	OC FREIGHT - MT	295,014.33
United States of America	GEODIS WILSON USA Inc.	OC FREIGHT - MT	292,632.13
United States of America	GEODIS WILSON USA Inc.	OC FREIGHT - MT	292,413.40
United States of America	GEODIS WILSON USA Inc.	OC FREIGHT - MT	290,995.99
United States of America	GEODIS WILSON USA Inc.	OC FREIGHT - MT	287,187.71
United States of America	GEODIS WILSON USA Inc.	OC FREIGHT - MT	274,175.83
United States of America	GEODIS WILSON USA Inc.	OC FREIGHT - MT	269,923.34
United States of America	GEODIS WILSON USA Inc.	OC FREIGHT - MT	268,020.20
United States of America	GEODIS WILSON USA Inc.	OC FREIGHT - MT	260,549.57
United States of America	GEODIS WILSON USA Inc.	OC FREIGHT - MT	252,732.00
United States of America	GEODIS WILSON USA Inc.	OC FREIGHT - MT	252,344.84
United States of America	GEODIS WILSON USA Inc.	OC FREIGHT - MT	250,814.44
United States of America	GEODIS WILSON USA Inc.	OC FREIGHT - MT	250,332.97
United States of America	GEODIS WILSON USA Inc.	OC FREIGHT - MT	250,316.54
United States of America	GEODIS WILSON USA Inc.	OC FREIGHT - MT	248,802.84
United States of America	GEODIS WILSON USA Inc.	OC FREIGHT - MT	242,609.36
United States of America	GEODIS WILSON USA Inc.	OC FREIGHT - MT	240,289.79
United States of America	GEODIS WILSON USA Inc.	OC FREIGHT - MT	230,107.11
United States of America	GEODIS WILSON USA Inc.	OC FREIGHT - MT	227,995.88
United States of America	GEODIS WILSON USA Inc.	OC FREIGHT - MT	222,860.63
United States of America	GEODIS WILSON USA Inc.	OC FREIGHT - MT	218,847.66
United States of America	GEODIS WILSON USA Inc.	OC FREIGHT - MT	216,689.57
United States of America	GEODIS WILSON USA Inc.	OC FREIGHT - MT	216,256.13
United States of America	GEODIS WILSON USA Inc.	OC FREIGHT - MT	206,654.68
United States of America	GEODIS WILSON USA Inc.	OC FREIGHT - MT	205,371.68
United States of America	GEODIS WILSON USA Inc.	OC FREIGHT - MT	204,192.96
United States of America	GEODIS WILSON USA Inc.	OC FREIGHT - MT	203,671.15
United States of America	GEODIS WILSON USA Inc.	OC FREIGHT - MT	202,583.37
United States of America	GEODIS WILSON USA Inc.	OC FREIGHT - MT	201,903.17
United States of America	GEODIS WILSON USA Inc.	OC FREIGHT - MT	199,801.51
United States of America	GEODIS WILSON USA Inc.	OC FREIGHT - MT	199,725.12
United States of America	GEODIS WILSON USA Inc.	OC FREIGHT - MT	196,481.74
United States of America	GEODIS WILSON USA Inc.	OC FREIGHT - MT	193,984.42
United States of America	GEODIS WILSON USA Inc.	OC FREIGHT - MT	192,462.90
United States of America	GEODIS WILSON USA Inc.	OC FREIGHT - MT	192,105.99
United States of America	GEODIS WILSON USA Inc.	OC FREIGHT - MT	189,215.10
United States of America	GEODIS WILSON USA Inc.	OC FREIGHT - MT	184,834.86
United States of America	GEODIS WILSON USA Inc.	OC FREIGHT - MT	183,496.40
United States of America	GEODIS WILSON USA Inc.	OC FREIGHT - MT	181,849.75
United States of America	GEODIS WILSON USA Inc.	OC FREIGHT - MT	180,600.00
United States of America	GEODIS WILSON USA Inc.	OC FREIGHT - MT	180,083.34
United States of America	GEODIS WILSON USA Inc.	OC FREIGHT - MT	178,727.95
United States of America	GEODIS WILSON USA Inc.	OC FREIGHT - MT	172,818.45
United States of America	GEODIS WILSON USA Inc.	OC FREIGHT - MT	171,107.04
United States of America	GEODIS WILSON USA Inc.	OC FREIGHT - MT	171,045.04
United States of America	GEODIS WILSON USA Inc.	OC FREIGHT - MT	169,694.68
United States of America	GEODIS WILSON USA Inc.	OC FREIGHT - MT	166,688.48
United States of America	GEODIS WILSON USA Inc.	OC FREIGHT - MT	163,651.96
United States of America	GEODIS WILSON USA Inc.	OC FREIGHT - MT	163,504.56
United States of America	GEODIS WILSON USA Inc.	OC FREIGHT - MT	160,635.38
United States of America	GEODIS WILSON USA Inc.	OC FREIGHT - MT	160,110.53
United States of America	GEODIS WILSON USA Inc.	OC FREIGHT - MT	159,825.91
United States of America	GEODIS WILSON USA Inc.	OC FREIGHT - MT	159,634.62
United States of America	GEODIS WILSON USA Inc.	OC FREIGHT - MT	158,354.49
United States of America	GEODIS WILSON USA Inc.	OC FREIGHT - MT	157,185.11
United States of America	GEODIS WILSON USA Inc.	OC FREIGHT - MT	156,604.25
United States of America	GEODIS WILSON USA Inc.	OC FREIGHT - MT	156,133.45
United States of America	GEODIS WILSON USA Inc.	OC FREIGHT - MT	155,906.48
United States of America	GEODIS WILSON USA Inc.	OC FREIGHT - MT	155,564.15
United States of America	GEODIS WILSON USA Inc.	OC FREIGHT - MT	155,297.13
United States of America	GEODIS WILSON USA Inc.	OC FREIGHT - MT	154,330.20
United States of America	GEODIS WILSON USA Inc.	OC FREIGHT - MT	154,028.15
United States of America	GEODIS WILSON USA Inc.	OC FREIGHT - MT	153,878.38
United States of America	GEODIS WILSON USA Inc.	OC FREIGHT - MT	153,300.00
United States of America	GEODIS WILSON USA Inc.	OC FREIGHT - MT	149,795.06
United States of America	GEODIS WILSON USA Inc.	OC FREIGHT - MT	148,129.42
United States of America	GEODIS WILSON USA Inc.	OC FREIGHT - MT	147,912.69
United States of America	GEODIS WILSON USA Inc.	OC FREIGHT - MT	147,633.66
United States of America	GEODIS WILSON USA Inc.	OC FREIGHT - MT	144,326.52
United States of America	GEODIS WILSON USA Inc.	OC FREIGHT - MT	143,941.05
United States of America	GEODIS WILSON USA Inc.	OC FREIGHT - MT	143,174.09
United States of America	GEODIS WILSON USA Inc.	OC FREIGHT - MT	142,071.47
United States of America	GEODIS WILSON USA Inc.	OC FREIGHT - MT	141,167.15
United States of America	GEODIS WILSON USA Inc.	OC FREIGHT - MT	139,549.25
United States of America	GEODIS WILSON USA Inc.	OC FREIGHT - MT	138,042.09
United States of America	GEODIS WILSON USA Inc.	OC FREIGHT - MT	136,172.04
United States of America	GEODIS WILSON USA Inc.	OC FREIGHT - MT	134,853.57
United States of America	GEODIS WILSON USA Inc.	OC FREIGHT - MT	133,677.45
United States of America	GEODIS WILSON USA Inc.	OC FREIGHT - MT	133,675.20
United States of America	GEODIS WILSON USA Inc.	OC FREIGHT - MT	132,848.10
United States of America	GEODIS WILSON USA Inc.	OC FREIGHT - MT	130,470.23
United States of America	GEODIS WILSON USA Inc.	OC FREIGHT - MT	130,248.73
United States of America	GEODIS WILSON USA Inc.	OC FREIGHT - MT	129,375.84
United States of America	GEODIS WILSON USA Inc.	OC FREIGHT - MT	127,730.64
United States of America	GEODIS WILSON USA Inc.	OC FREIGHT - MT	127,513.36
United States of America	GEODIS WILSON USA Inc.	OC FREIGHT - MT	126,496.01
United States of America	GEODIS WILSON USA Inc.	OC FREIGHT - MT	124,785.56
United States of America	GEODIS WILSON USA Inc.	OC FREIGHT - MT	122,817.64
United States of America	GEODIS WILSON USA Inc.	OC FREIGHT - MT	120,000.00
United States of America	GEODIS WILSON USA Inc.	OC FREIGHT - MT	119,486.74
United States of America	GEODIS WILSON USA Inc.	OC FREIGHT - MT	118,068.43
United States of America	GEODIS WILSON USA Inc.	OC FREIGHT - MT	116,264.85
United States of America	GEODIS WILSON USA Inc.	OC FREIGHT - MT	114,994.51
United States of America	GEODIS WILSON USA Inc.	OC FREIGHT - MT	114,969.49
United States of America	GEODIS WILSON USA Inc.	OC FREIGHT - MT	114,602.93

WFP continued

## Major contracts for services and works by UN organization

AGENCY			Contract Value
Location of Supplier	Name of Contractor	Description of Services	USD
United States of America	GEODIS WILSON USA Inc.	OC FREIGHT - MT	114,422.31
United States of America	GEODIS WILSON USA Inc.	OC FREIGHT - MT	112,352.18
United States of America	GEODIS WILSON USA Inc.	OC FREIGHT - MT	112,284.81
United States of America	GEODIS WILSON USA Inc.	OC FREIGHT - MT	112,284.79
United States of America	GEODIS WILSON USA Inc.	OC FREIGHT - MT	110,617.72
United States of America	GEODIS WILSON USA Inc.	OC FREIGHT - MT	108,247.70
United States of America	GEODIS WILSON USA Inc.	OC FREIGHT - MT	108,245.20
United States of America	GEODIS WILSON USA Inc.	OC FREIGHT - MT	107,437.44
United States of America	GEODIS WILSON USA Inc.	OC FREIGHT - MT	107,398.77
United States of America	GEODIS WILSON USA Inc.	OC FREIGHT - MT	107,264.20
United States of America	GEODIS WILSON USA Inc.	OC FREIGHT - MT	106,818.44
United States of America	GEODIS WILSON USA Inc.	OC FREIGHT - MT	105,315.36
United States of America	GEODIS WILSON USA Inc.	OC FREIGHT - MT	105,216.35
United States of America	GEODIS WILSON USA Inc.	OC FREIGHT - MT	103,007.14
United States of America	GEODIS WILSON USA Inc.	OC FREIGHT - MT	102,432.78
United States of America	GEODIS WILSON USA Inc.	OC FREIGHT - MT	102,199.61
United States of America	GEODIS WILSON USA Inc.	OC FREIGHT - MT	101,281.49
United States of America	GEODIS WILSON USA Inc.	OC FREIGHT - MT	99,539.19
United States of America	GEODIS WILSON USA Inc.	OC FREIGHT - MT	97,139.52
United States of America	GEODIS WILSON USA Inc.	OC FREIGHT - MT	96,982.10
United States of America	GEODIS WILSON USA Inc.	OC FREIGHT - MT	96,067.26
United States of America	GEODIS WILSON USA Inc.	OC FREIGHT - MT	96,004.38
United States of America	GEODIS WILSON USA Inc.	OC FREIGHT - MT	94,735.19
United States of America	GEODIS WILSON USA Inc.	OC FREIGHT - MT	93,600.00
United States of America	GEODIS WILSON USA Inc.	OC FREIGHT - MT	93,331.07
United States of America	GEODIS WILSON USA Inc.	OC FREIGHT - MT	92,700.86
United States of America	GEODIS WILSON USA Inc.	OC FREIGHT - MT	92,395.96
United States of America	GEODIS WILSON USA Inc.	OC FREIGHT - MT	91,475.21
United States of America	GEODIS WILSON USA Inc.	OC FREIGHT - MT	90,691.94
United States of America	GEODIS WILSON USA Inc.	OC FREIGHT - MT	89,250.00
United States of America	GEODIS WILSON USA Inc.	OC FREIGHT - MT	89,000.00
United States of America	GEODIS WILSON USA Inc.	OC FREIGHT - MT	87,556.75
United States of America	GEODIS WILSON USA Inc.	OC FREIGHT - MT	84,875.00
United States of America	GEODIS WILSON USA Inc.	OC FREIGHT - MT	84,673.62
United States of America	GEODIS WILSON USA Inc.	OC FREIGHT - MT	84,357.74
United States of America	GEODIS WILSON USA Inc.	OC FREIGHT - MT	84,000.00
United States of America	GEODIS WILSON USA Inc.	OC FREIGHT - MT	83,677.88
United States of America	GEODIS WILSON USA Inc.	OC FREIGHT - MT	82,660.77
United States of America	GEODIS WILSON USA Inc.	OC FREIGHT - MT	82,552.60
United States of America	GEODIS WILSON USA Inc.	OC FREIGHT - MT	80,975.00
United States of America	GEODIS WILSON USA Inc.	OC FREIGHT - MT	80,870.83
United States of America	GEODIS WILSON USA Inc.	OC FREIGHT - MT	80,724.00
United States of America	GEODIS WILSON USA Inc.	OC FREIGHT - MT	75,855.61
United States of America	GEODIS WILSON USA Inc.	OC FREIGHT - MT	75,575.46
United States of America	GEODIS WILSON USA Inc.	OC FREIGHT - MT	75,303.42
United States of America	GEODIS WILSON USA Inc.	OC FREIGHT - MT	74,442.92
United States of America	GEODIS WILSON USA Inc.	OC FREIGHT - MT	74,418.46
United States of America	GEODIS WILSON USA Inc.	OC FREIGHT - MT	74,402.92
United States of America	GEODIS WILSON USA Inc.	OC FREIGHT - MT	73,731.39
United States of America	GEODIS WILSON USA Inc.	OC FREIGHT - MT	72,644.62
United States of America	GEODIS WILSON USA Inc.	OC FREIGHT - MT	72,572.17
United States of America	GEODIS WILSON USA Inc.	OC FREIGHT - MT	72,332.85
United States of America	GEODIS WILSON USA Inc.	OC FREIGHT - MT	71,550.00
United States of America	GEODIS WILSON USA Inc.	OC FREIGHT - MT	71,400.00
United States of America	GEODIS WILSON USA Inc.	OC FREIGHT - MT	69,332.52
United States of America	GEODIS WILSON USA Inc.	OC FREIGHT - MT	67,382.33
United States of America	GEODIS WILSON USA Inc.	OC FREIGHT - MT	67,200.00
United States of America	GEODIS WILSON USA Inc.	OC FREIGHT - MT	66,969.68
United States of America	GEODIS WILSON USA Inc.	OC FREIGHT - MT	66,888.21
United States of America	GEODIS WILSON USA Inc.	OC FREIGHT - MT	65,879.54
United States of America	GEODIS WILSON USA Inc.	OC FREIGHT - MT	65,590.15
United States of America	GEODIS WILSON USA Inc.	OC FREIGHT - MT	64,934.57
United States of America	GEODIS WILSON USA Inc.	OC FREIGHT - MT	63,612.63
United States of America	GEODIS WILSON USA Inc.	OC FREIGHT - MT	63,511.06
United States of America	GEODIS WILSON USA Inc.	OC FREIGHT - MT	63,142.91
United States of America	GEODIS WILSON USA Inc.	OC FREIGHT - MT	62,488.52
United States of America	GEODIS WILSON USA Inc.	OC FREIGHT - MT	60,712.64
United States of America	GEODIS WILSON USA Inc.	OC FREIGHT - MT	59,917.23
United States of America	GEODIS WILSON USA Inc.	OC FREIGHT - MT	58,639.85
United States of America	GEODIS WILSON USA Inc.	OC FREIGHT - MT	57,630.30
United States of America	GEODIS WILSON USA Inc.	OC FREIGHT - MT	57,630.30
United States of America	GEODIS WILSON USA Inc.	OC FREIGHT - MT	57,538.18
United States of America	GEODIS WILSON USA Inc.	OC FREIGHT - MT	57,191.90
United States of America	GEODIS WILSON USA Inc.	OC FREIGHT - MT	55,477.48
United States of America	GEODIS WILSON USA Inc.	OC FREIGHT - MT	55,326.13
United States of America	GEODIS WILSON USA Inc.	OC FREIGHT - MT	54,408.80
United States of America	GEODIS WILSON USA Inc.	OC FREIGHT - MT	53,442.18
United States of America	GEODIS WILSON USA Inc.	OC FREIGHT - MT	53,036.91
United States of America	GEODIS WILSON USA Inc.	OC FREIGHT - MT	52,917.95
United States of America	GEODIS WILSON USA Inc.	OC FREIGHT - MT	51,897.94
United States of America	GEODIS WILSON USA Inc.	OC FREIGHT - MT	51,737.46
United States of America	GEODIS WILSON USA Inc.	OC FREIGHT - MT	51,563.79
United States of America	GEODIS WILSON USA Inc.	OC FREIGHT - MT	48,799.71
United States of America	GEODIS WILSON USA Inc.	OC FREIGHT - MT	48,457.47
United States of America	GEODIS WILSON USA Inc.	OC FREIGHT - MT	47,818.34
United States of America	GEODIS WILSON USA Inc.	OC FREIGHT - MT	47,306.10
United States of America	GEODIS WILSON USA Inc.	OC FREIGHT - MT	46,807.23
United States of America	GEODIS WILSON USA Inc.	OC FREIGHT - MT	46,095.00
United States of America	GEODIS WILSON USA Inc.	OC FREIGHT - MT	45,879.25
United States of America	GEODIS WILSON USA Inc.	OC FREIGHT - MT	43,259.00
United States of America	GEODIS WILSON USA Inc.	OC FREIGHT - MT	41,367.01
United States of America	GEODIS WILSON USA Inc.	OC FREIGHT - MT	40,800.00
United States of America	GEODIS WILSON USA Inc.	OC FREIGHT - MT	40,557.82
United States of America	GEODIS WILSON USA Inc.	OC FREIGHT - MT	40,097.92
United States of America	GEODIS WILSON USA Inc.	OC FREIGHT - MT	39,965.07
United States of America	GEODIS WILSON USA Inc.	OC FREIGHT - MT	39,903.84
United States of America	GEODIS WILSON USA Inc.	OC FREIGHT - MT	39,789.83
United States of America	GEODIS WILSON USA Inc.	OC FREIGHT - MT	38,856.39
United States of America	GEODIS WILSON USA Inc.	OC FREIGHT - MT	38,140.71
United States of America	GEODIS WILSON USA Inc.	OC FREIGHT - MT	37,930.13
United States of America	GEODIS WILSON USA Inc.	OC FREIGHT - MT	37,172.03
United States of America	GEODIS WILSON USA Inc.	OC FREIGHT - MT	37,040.38
United States of America	GEODIS WILSON USA Inc.	OC FREIGHT - MT	35,534.09
United States of America	GEODIS WILSON USA Inc.	OC FREIGHT - MT	35,000.00
United States of America	GEODIS WILSON USA Inc.	OC FREIGHT - MT	34,925.31
United States of America	GEODIS WILSON USA Inc.	OC FREIGHT - MT	34,392.22
United States of America	GEODIS WILSON USA Inc.	OC FREIGHT - MT	34,369.05
United States of America	GEODIS WILSON USA Inc.	OC FREIGHT - MT	33,677.59
United States of America	GEODIS WILSON USA Inc.	OC FREIGHT - MT	33,657.30
United States of America	GEODIS WILSON USA Inc.	OC FREIGHT - MT	33,600.00
United States of America	GEODIS WILSON USA Inc.	OC FREIGHT - MT	33,553.47
United States of America	GEODIS WILSON USA Inc.	OC FREIGHT - MT	33,444.02
United States of America	GEODIS WILSON USA Inc.	OC FREIGHT - MT	32,388.64

WFP continued

## Major contracts for services and works by UN organization

AGENCY	Location of Supplier	Name of Contractor	Description of Services	Contract Value USD
	United States of America	GEODIS WILSON USA Inc.	OC FREIGHT - MT	31,792.55
	United States of America	GEODIS WILSON USA Inc.	OC FREIGHT - MT	30,845.40
	United States of America	GEODIS WILSON USA Inc.	OC FREIGHT - MT	30,476.91
	United States of America	GEODIS WILSON USA Inc.	OC FREIGHT - MT	30,305.94
	United States of America	GEODIS WILSON USA Inc.	OC FREIGHT - MT	30,301.95
	United States of America	LIBERTY GLORY CORPORATION	OC FREIGHT - MT	6,623,337.60
	United States of America	LIBERTY GLORY CORPORATION	OC FREIGHT - MT	3,930,040.83
	United States of America	LIBERTY GLORY CORPORATION	OC FREIGHT - MT	3,703,129.60
	United States of America	LIBERTY GLORY CORPORATION	OC FREIGHT - MT	2,865,854.49
	United States of America	LIBERTY GLORY CORPORATION	OC FREIGHT - MT	2,755,996.57
	United States of America	LIBERTY GLORY CORPORATION	OC FREIGHT - MT	2,518,090.66
	United States of America	LIBERTY GLORY CORPORATION	OC FREIGHT - MT	1,913,801.40
	United States of America	LIBERTY GLORY CORPORATION	OC FREIGHT - MT	1,505,400.00
	United States of America	LIBERTY GLORY CORPORATION	OC FREIGHT - MT	1,430,670.00
	United States of America	LIBERTY GLORY CORPORATION	OC FREIGHT - MT	468,135.00
	United States of America	LIBERTY STAR SHIPPING CORPORATION	OC FREIGHT - MT	4,128,090.90
	United States of America	LIBERTY STAR SHIPPING CORPORATION	OC FREIGHT - MT	3,425,100.00
	United States of America	LIBERTY STAR SHIPPING CORPORATION	OC FREIGHT - MT	2,069,406.40
	United States of America	LIBERTY STAR SHIPPING CORPORATION	OC FREIGHT - MT	1,793,700.30
	United States of America	MAERSK ITALIA S.P.A	OC FREIGHT - MT	148,960.00
	United States of America	RELIANCE BULK CARRIERS LLC	OC FREIGHT - MT	1,976,975.56
	United States of America	RELIANCE BULK CARRIERS LLC	OC FREIGHT - MT	1,234,008.00
	United States of America	RELIANCE BULK CARRIERS LLC	OC FREIGHT - MT	1,078,644.28
	United States of America	SCHUYLER LINE NAVIGATION	OC FREIGHT - MT	2,802,752.66
	United States of America	SCHUYLER LINE NAVIGATION	OC FREIGHT - MT	1,453,120.00
	United States of America	SEALIFT HOLDINGS INC.	LESS ET OCEAN - MT	1,259,615.92
	United States of America	SEALIFT HOLDINGS INC.	LESS ET OCEAN - MT	559,550.51
	United States of America	SEALIFT HOLDINGS INC.	OC FREIGHT - MT	5,329,731.25
	United States of America	SEALIFT HOLDINGS INC.	OC FREIGHT - MT	2,829,081.05
	United States of America	SEALIFT HOLDINGS INC.	OC FREIGHT - MT	1,923,507.85
	United States of America	SEALIFT HOLDINGS INC.	OC FREIGHT - MT	1,478,347.74
	United States of America	SEALIFT HOLDINGS INC.	OC FREIGHT - MT	1,335,906.07
	United States of America	SEALIFT HOLDINGS INC.	OC FREIGHT - MT	1,264,455.00
	United States of America	SEALIFT HOLDINGS INC.	OC FREIGHT - MT	357,988.54
	United States of America	SEALIFT HOLDINGS INC.	OC FREIGHT - MT	309,550.48
	United States of America	SEALIFT HOLDINGS INC.	OC FREIGHT - MT	232,364.28
	United States of America	U.S. OCEAN LLC	OC FREIGHT - MT	1,362,105.97
	United States of America	U.S. UNITED OCEAN SERVICES	LESS ET OCEAN - MT	1,259,468.37
	United States of America	U.S. UNITED OCEAN SERVICES	OC FREIGHT - MT	4,765,414.55
	United States of America	U.S. UNITED OCEAN SERVICES	OC FREIGHT - MT	3,936,536.84
	Yemen	Abo Gamal Co for Trading and contra	IT LANDSIDE TRANSPORT - MT	158,159.55
	Yemen	Abo Gamal Co for Trading and contra	IT LANDSIDE TRANSPORT - MT	52,917.88
	Yemen	Abo Gamal Co for Trading and contra	IT LANDSIDE TRANSPORT - MT	39,251.59
	Yemen	Abo Gamal Co for Trading and contra	IT LANDSIDE TRANSPORT - MT	32,657.25
	Yemen	ABU ALI AL. ORABI FOR TRADING AND	IT LANDSIDE TRANSPORT - MT	129,413.89
	Yemen	ABU ALI AL. ORABI FOR TRADING AND	IT LANDSIDE TRANSPORT - MT	94,129.99
	Yemen	ABU ALI AL. ORABI FOR TRADING AND	IT LANDSIDE TRANSPORT - MT	48,837.68
	Yemen	ABU ALI AL. ORABI FOR TRADING AND	IT LANDSIDE TRANSPORT - MT	38,466.52
	Yemen	ABU ALI AL. ORABI FOR TRADING AND	IT LANDSIDE TRANSPORT - MT	32,445.65
	Yemen	AI Duraibi General Services	IT LANDSIDE TRANSPORT - MT	93,577.98
	Yemen	AI Duraibi General Services	IT LANDSIDE TRANSPORT - MT	72,650.65
	Yemen	AI Duraibi General Services	IT LANDSIDE TRANSPORT - MT	35,051.11
	Yemen	AI Duraibi General Services	IT LANDSIDE TRANSPORT - MT	32,532.67
	Yemen	AL Hadi Co for Transport and Logist	IT LANDSIDE TRANSPORT - MT	173,865.98
	Yemen	AL Hadi Co for Transport and Logist	IT LANDSIDE TRANSPORT - MT	67,454.30
	Yemen	AL Hadi Co for Transport and Logist	IT LANDSIDE TRANSPORT - MT	52,384.21
	Yemen	AL Hadi Co for Transport and Logist	IT LANDSIDE TRANSPORT - MT	47,963.15
	Yemen	AL Hadi Co for Transport and Logist	IT LANDSIDE TRANSPORT - MT	41,773.78
	Yemen	AL Hadi Co for Transport and Logist	IT LANDSIDE TRANSPORT - MT	33,975.61
	Yemen	AL Hadi Co for Transport and Logist	IT PORT - STORAGE - MT	36,740.00
	Yemen	AL Hadi Co for Transport and Logist	OV FREIGHT - MT	36,740.00
	Yemen	AI Sharjabi for Custom Clearance	IT LANDSIDE TRANSPORT - MT	56,434.89
	Yemen	AI Sharjabi for Custom Clearance	IT LANDSIDE TRANSPORT - MT	54,155.99
	Yemen	AI Sharjabi for Custom Clearance	IT LANDSIDE TRANSPORT - MT	30,662.23
	Yemen	AI-Gammal for Transportation	IT LANDSIDE TRANSPORT - MT	42,585.70
	Yemen	AWLAD ABU HASSAN COMP. TRADE AND	IT LANDSIDE TRANSPORT - MT	96,921.79
	Yemen	AWLAD ABU HASSAN COMP. TRADE AND	IT LANDSIDE TRANSPORT - MT	32,572.42
	Yemen	BLUE BIRD AVIATION	AV AIRCRAFT CONTRACT/CHARTER - MT	80,400.00
	Yemen	BLUE BIRD AVIATION	AV AIRCRAFT CONTRACT/CHARTER - MT	58,000.00
	Yemen	BLUE BIRD AVIATION	AV AIRCRAFT CONTRACT/CHARTER - MT	53,200.00
	Yemen	BLUE BIRD AVIATION	AV AIRCRAFT CONTRACT/CHARTER - MT	51,700.00
	Yemen	Gamal for Transportation Shipment a	IT LANDSIDE TRANSPORT - MT	41,501.28
	Yemen	Ministry of Education	IT OTHER - MT	116,261.00
	Yemen	Ministry of Education	IT OTHER - MT	103,734.00
	Yemen	MOHAMMED ABDULLAH FAHEM	IT EDP STORAGE - MT	105,800.00
	Yemen	MOHAMMED ABDULLAH FAHEM	IT EDP STORAGE - MT	79,350.00
	Yemen	MOHAMMED ABDULLAH FAHEM	IT EDP STORAGE - MT	79,350.00
	Yemen	MOHAMMED ABDULLAH FAHEM	IT EDP STORAGE - MT	79,350.00
	Yemen	MOHAMMED ABDULLAH FAHEM	IT EDP STORAGE - MT	60,000.00
	Yemen	MOHAMMED ABDULLAH FAHEM	IT EDP STORAGE - MT	30,000.00
	Yemen	MOHAMMED ABDULLAH FAHEM	IT EDP STORAGE - MT	30,000.00
	Yemen	MOHAMMED ABDULLAH FAHEM	IT PORT - STORAGE - MT	30,000.00
	Yemen	Mohammed Ahmed Jumma'an	IT EDP STORAGE - MT	30,000.00
	Yemen	Mohammed Ahmed Jumma'an	IT EDP STORAGE - MT	30,000.00
	Yemen	Mohammed Ahmed SAleh Al - Kawkabani	IT LANDSIDE TRANSPORT - MT	64,373.85
	Yemen	RED SEA FLOUR MILLS CO LTD	AV AVIATION FUEL STORAGE/EQUIPMENT - MT	117,000.00
	Yemen	RED SEA FLOUR MILLS CO LTD	IT PORT - STEVEDORING - MT	956,500.10
	Yemen	UNITED YEMEN SHIPPING CO (S.Y.C)	IT PORT - STORAGE - MT	271,212.35
	Yemen	WORLD LINK	IT LANDSIDE TRANSPORT - MT	120,303.65
	Yemen	WORLD LINK	IT LANDSIDE TRANSPORT - MT	78,707.49
	Yemen	WORLD LINK	IT LANDSIDE TRANSPORT - MT	77,613.52
	Yemen	WORLD LINK	IT LANDSIDE TRANSPORT - MT	77,120.55
	Yemen	WORLD LINK	IT LANDSIDE TRANSPORT - MT	61,152.75
	Yemen	WORLD LINK	IT LANDSIDE TRANSPORT - MT	41,584.11
	Yemen	WORLD LINK	IT LANDSIDE TRANSPORT - MT	39,940.69
	Yemen	WORLD LINK	IT LANDSIDE TRANSPORT - MT	30,624.59
	Zambia	Agro Fuel Investments	OV LANDSIDE TRANSPORT - MT	30,870.00
	Zambia	Badat Agencies	OV LANDSIDE TRANSPORT - MT	54,337.50
	Zambia	Badat Agencies	OV LANDSIDE TRANSPORT - MT	54,337.50
	Zambia	Badat Agencies	OV LANDSIDE TRANSPORT - MT	47,092.50
	Zambia	Badat Agencies	OV LANDSIDE TRANSPORT - MT	39,375.00
	Zambia	Badat Agencies	OV LANDSIDE TRANSPORT - MT	35,217.00
	Zambia	CHC Commodities	IT TSHIP WAREHOUSE RENTAL - MT	40,405.41
	Zambia	Freight and Passenger services ltd	OV FREIGHT - MT	115,082.24
	Zambia	Freight and Passenger services ltd	OV FREIGHT - MT	30,800.50
	Zambia	Freight and Passenger services ltd	OV LANDSIDE TRANSPORT - MT	68,670.00
	Zambia	Freight and Passenger services ltd	OV LANDSIDE TRANSPORT - MT	68,670.00
	Zambia	Freight and Passenger services ltd	OV LANDSIDE TRANSPORT - MT	59,535.00
	Zambia	Freight and Passenger services ltd	OV LANDSIDE TRANSPORT - MT	59,062.50
	Zambia	Freight and Passenger services ltd	OV LANDSIDE TRANSPORT - MT	59,062.50
	Zambia	Freight and Passenger services ltd	OV LANDSIDE TRANSPORT - MT	59,062.50
	Zambia	Freight and Passenger services ltd	OV LANDSIDE TRANSPORT - MT	59,062.50
	Zambia	Freight and Passenger services ltd	OV LANDSIDE TRANSPORT - MT	44,099.30

WFP continued

## Major contracts for services and works by UN organization

AGENCY	Location of Supplier	Name of Contractor	Description of Services	Contract Value USD
	Zambia	Freight and Passenger services ltd	OV LANDSIDE TRANSPORT - MT	42,099.75
	Zambia	Freight and Passenger services ltd	OV LANDSIDE TRANSPORT - MT	39,375.00
	Zambia	Freight and Passenger services ltd	OV LANDSIDE TRANSPORT - MT	30,672.60
	Zambia	SAVENDA MANAGEMENT SERVICES LIMITED	OV FREIGHT - MT	44,280.00
	Zimbabwe	BAK STORAGE (PRIVATE) LIMITED	IT TSHIP WAREHOUSE RENTAL - MT	89,775.41
	Zimbabwe	BAK STORAGE (PRIVATE) LIMITED	IT TSHIP WAREHOUSE RENTAL - MT	54,043.81
	Zimbabwe	BAK STORAGE (PRIVATE) LIMITED	IT TSHIP WAREHOUSE RENTAL - MT	53,279.99
	Zimbabwe	BAK STORAGE (PRIVATE) LIMITED	IT TSHIP WAREHOUSE RENTAL - MT	50,822.11
	Zimbabwe	BAK STORAGE (PRIVATE) LIMITED	IT TSHIP WAREHOUSE RENTAL - MT	40,236.51
	Zimbabwe	CHALLENGE INVESTMENTS PVT LTD	IT LANDSIDE TRANSPORT - MT	46,510.05
	Zimbabwe	CHALLENGE INVESTMENTS PVT LTD	IT LANDSIDE TRANSPORT - MT	37,499.13
	Zimbabwe	CKD CLEARING AND FORWARDING SERVICE	SRF TRP (IN) & REL SERV, SP. LOGS - MT	60,000.00
	Zimbabwe	COLBRO TRANSPORT PVT LTD	OV LANDSIDE TRANSPORT - MT	48,778.32
	Zimbabwe	COLBRO TRANSPORT PVT LTD	OV LANDSIDE TRANSPORT - MT	35,516.26
	Zimbabwe	COLBRO TRANSPORT PVT LTD	OV LANDSIDE TRANSPORT - MT	30,526.66
	Zimbabwe	COOPERS LOGISTICS PVT LTD	IT LANDSIDE TRANSPORT - MT	112,591.14
	Zimbabwe	COOPERS LOGISTICS PVT LTD	IT LANDSIDE TRANSPORT - MT	53,498.78
	Zimbabwe	COOPERS LOGISTICS PVT LTD	IT LANDSIDE TRANSPORT - MT	33,641.98
	Zimbabwe	DHL GLOBAL FORWARDING PVT LTD	SRF TRP (IN) & REL SERV, SP. LOGS - MT	35,000.00
	Zimbabwe	DUNSCORE MOTORS (PVT) LTD v/a MATAN	IT LANDSIDE TRANSPORT - MT	50,033.80
	Zimbabwe	ENWAYI ENTERPRISE (PVT) LTD	IT LANDSIDE TRANSPORT - MT	77,370.54
	Zimbabwe	ENWAYI ENTERPRISE (PVT) LTD	IT LANDSIDE TRANSPORT - MT	31,406.76
	Zimbabwe	FLOOKBURGH GENERAL TRADING LLC	OV LANDSIDE TRANSPORT - MT	60,144.00
	Zimbabwe	GOOSEMORE INVESTMENTS (PVT) LTD	IT LANDSIDE TRANSPORT - MT	54,459.40
	Zimbabwe	GREEN MOTORS SERVICES (PRIVATE) LIM	IT TSHIP WAREHOUSE RENTAL - MT	54,736.61
	Zimbabwe	GREEN MOTORS SERVICES (PRIVATE) LIM	IT TSHIP WAREHOUSE RENTAL - MT	35,544.99
	Zimbabwe	J. FENYERE TRANSPORT (PVT) LTD	IT LANDSIDE TRANSPORT - MT	48,076.54
	Zimbabwe	KARELO PVT LTD	IT LANDSIDE TRANSPORT - MT	49,874.61
	Zimbabwe	KARELO PVT LTD	IT LANDSIDE TRANSPORT - MT	33,020.87
	Zimbabwe	KARELO PVT LTD	IT LANDSIDE TRANSPORT - MT	31,018.32
	Zimbabwe	LACHO INVESTMENTS (PVT) LTD	IT TSHIP WAREHOUSE RENTAL - MT	68,605.58
	Zimbabwe	LACHO INVESTMENTS (PVT) LTD	IT TSHIP WAREHOUSE RENTAL - MT	59,840.77
	Zimbabwe	LACHO INVESTMENTS (PVT) LTD	IT TSHIP WAREHOUSE RENTAL - MT	57,884.89
	Zimbabwe	LACHO INVESTMENTS (PVT) LTD	IT TSHIP WAREHOUSE RENTAL - MT	45,508.68
	Zimbabwe	LACHO INVESTMENTS (PVT) LTD	IT TSHIP WAREHOUSE RENTAL - MT	40,003.95
	Zimbabwe	MANICA ZIMBABWE	SRF TRP (IN) & REL SERV, SP. LOGS - MT	37,884.35
	Zimbabwe	MANUELS TRANSPORT	IT LANDSIDE TRANSPORT - MT	42,309.00
	Zimbabwe	MASARA TRANSPORT SERVICES PVT LTD	IT LANDSIDE TRANSPORT - MT	85,592.45
	Zimbabwe	MASARA TRANSPORT SERVICES PVT LTD	OV LANDSIDE TRANSPORT - MT	63,805.77
	Zimbabwe	MASARA TRANSPORT SERVICES PVT LTD	OV LANDSIDE TRANSPORT - MT	49,499.10
	Zimbabwe	MASARA TRANSPORT SERVICES PVT LTD	OV LANDSIDE TRANSPORT - MT	39,375.00
	Zimbabwe	MASARA TRANSPORT SERVICES PVT LTD	OV LANDSIDE TRANSPORT - MT	39,375.00
	Zimbabwe	MASARA TRANSPORT SERVICES PVT LTD	OV LANDSIDE TRANSPORT - MT	39,375.00
	Zimbabwe	MASVINGO TRUCK AND CAR SALES (PVT)	IT LANDSIDE TRANSPORT - MT	34,152.49
	Zimbabwe	MEGALINK INVESTMENTS (PVT) LTD	IT LANDSIDE TRANSPORT - MT	34,926.15
	Zimbabwe	MOTORBILLY INVESTMENTS PVT LTD T/A	IT LANDSIDE TRANSPORT - MT	32,182.60
	Zimbabwe	MOTORBILLY INVESTMENTS PVT LTD T/A	IT LANDSIDE TRANSPORT - MT	30,565.85
	Zimbabwe	MUTARE PARTS CENTRE v/a HLANGANA LO	IT LANDSIDE TRANSPORT - MT	98,407.37
	Zimbabwe	MUTARE PARTS CENTRE v/a HLANGANA LO	IT LANDSIDE TRANSPORT - MT	32,778.05
	Zimbabwe	NEMAUNGA TRANSPORT (PVT) LTD	IT LANDSIDE TRANSPORT - MT	62,837.64
	Zimbabwe	NOSAGE COMMODITIES (PVT) LTD	IT LANDSIDE TRANSPORT - MT	52,071.67
	Zimbabwe	PELCRAVIA ENTERPRISES T/A STAR INTE	OV LANDSIDE TRANSPORT - MT	53,550.00
	Zimbabwe	PELCRAVIA ENTERPRISES T/A STAR INTE	OV LANDSIDE TRANSPORT - MT	37,800.00
	Zimbabwe	PELCRAVIA ENTERPRISES T/A STAR INTE	OV LANDSIDE TRANSPORT - MT	34,650.00
	Zimbabwe	PRAYMOST INVESTMENTS (PVT) LTD	IT LANDSIDE TRANSPORT - MT	62,852.97
	Zimbabwe	QUACKPROOF INVESTMENTS PVT LTD	IT LANDSIDE TRANSPORT - MT	47,338.22
	Zimbabwe	QUACKPROOF INVESTMENTS PVT LTD	IT LANDSIDE TRANSPORT - MT	44,488.36
	Zimbabwe	RADAK TRADING PVT LTD	IT LANDSIDE TRANSPORT - MT	80,045.14
	Zimbabwe	RETVIC TRADING (PVT) LTD	IT LANDSIDE TRANSPORT - MT	81,572.70
	Zimbabwe	RID BRAVO INVESTMENTS	IT LANDSIDE TRANSPORT - MT	128,490.43
	Zimbabwe	RID BRAVO INVESTMENTS	IT LANDSIDE TRANSPORT - MT	76,138.40
	Zimbabwe	RID BRAVO INVESTMENTS	IT LANDSIDE TRANSPORT - MT	46,212.95
	Zimbabwe	RID BRAVO INVESTMENTS	IT LANDSIDE TRANSPORT - MT	41,395.66
	Zimbabwe	RID BRAVO INVESTMENTS	IT LANDSIDE TRANSPORT - MT	33,040.70
	Zimbabwe	RID BRAVO INVESTMENTS	OV LANDSIDE TRANSPORT - MT	79,464.02
	Zimbabwe	RID BRAVO INVESTMENTS	OV LANDSIDE TRANSPORT - MT	71,032.50
	Zimbabwe	RID BRAVO INVESTMENTS	OV LANDSIDE TRANSPORT - MT	71,032.50
	Zimbabwe	RID BRAVO INVESTMENTS	OV LANDSIDE TRANSPORT - MT	51,074.10
	Zimbabwe	RID BRAVO INVESTMENTS	OV LANDSIDE TRANSPORT - MT	50,765.20
	Zimbabwe	RID BRAVO INVESTMENTS	OV LANDSIDE TRANSPORT - MT	44,197.89
	Zimbabwe	RID BRAVO INVESTMENTS	OV LANDSIDE TRANSPORT - MT	38,738.70
	Zimbabwe	RID BRAVO INVESTMENTS	OV LANDSIDE TRANSPORT - MT	37,918.66
	Zimbabwe	RID BRAVO INVESTMENTS	OV LANDSIDE TRANSPORT - MT	36,121.05
	Zimbabwe	SAGEROAD ENTERPRISES PVT LTD	IT LANDSIDE TRANSPORT - MT	54,325.82
	Zimbabwe	SAGEROAD ENTERPRISES PVT LTD	IT LANDSIDE TRANSPORT - MT	41,721.43
	Zimbabwe	SINTLESS SERVICES (PVT) LTD v/a PHI	IT LANDSIDE TRANSPORT - MT	40,482.04
	Zimbabwe	SINTLESS SERVICES (PVT) LTD v/a PHI	OV LANDSIDE TRANSPORT - MT	37,422.00
	Zimbabwe	SOCOTEC INTERNATIONAL SERVICES -Zim	IT TSHIP WAREHOUSE RENTAL - MT	158,981.69
	Zimbabwe	SOCOTEC INTERNATIONAL SERVICES -Zim	IT TSHIP WAREHOUSE RENTAL - MT	57,395.15
	Zimbabwe	SUNCROWN ESTATES PVT LTD	IT LANDSIDE TRANSPORT - MT	42,458.22
	Zimbabwe	T.E.C.S HAULAGE (PVT) LTD	IT LANDSIDE TRANSPORT - MT	30,882.80
	Zimbabwe	T.E.C.S HAULAGE (PVT) LTD	OV LANDSIDE TRANSPORT - MT	36,000.00
	Zimbabwe	T.T.C. PRODUCT SALES ENTERPRISES	IT LANDSIDE TRANSPORT - MT	34,603.17
	Zimbabwe	Tharpex Investments (PVT) LIMITED	IT LANDSIDE TRANSPORT - MT	45,795.40
	Zimbabwe	Tharpex Investments (PVT) LIMITED	IT LANDSIDE TRANSPORT - MT	34,877.36
	Zimbabwe	THE BIG SIX (Pvt) Ltd.	IT LANDSIDE TRANSPORT - MT	47,523.59
	Zimbabwe	THE BIG SIX (Pvt) Ltd.	IT LANDSIDE TRANSPORT - MT	41,714.21
	Zimbabwe	THE BIG SIX (Pvt) Ltd.	IT LANDSIDE TRANSPORT - MT	30,176.01
	Zimbabwe	TRUCK AFRICA	IT LANDSIDE TRANSPORT - MT	48,526.71
	Zimbabwe	TRUCK AFRICA	IT LANDSIDE TRANSPORT - MT	47,210.58
	Zimbabwe	UNIQUIP PVT LTD T/A I.T.R TRANSPORT	IT LANDSIDE TRANSPORT - MT	33,626.81
	Zimbabwe	UNIQUIP PVT LTD T/A I.T.R TRANSPORT	OV LANDSIDE TRANSPORT - MT	36,121.05
	Zimbabwe	UNIQUIP PVT LTD T/A I.T.R TRANSPORT	OV LANDSIDE TRANSPORT - MT	35,217.00
	Zimbabwe	WEBBLES SHIPPING PRIVATE LIMITED	SRF TRP (IN) & REL SERV, SP. LOGS - MT	44,000.00
	Zimbabwe	WESTERN TRANSPORT	OV LANDSIDE TRANSPORT - MT	58,731.75
	Zimbabwe	WESTERN TRANSPORT	OV LANDSIDE TRANSPORT - MT	46,486.44
	Zimbabwe	WESTERN TRANSPORT	OV LANDSIDE TRANSPORT - MT	38,738.70
	Zimbabwe	WESTERN TRANSPORT	OV LANDSIDE TRANSPORT - MT	38,737.58
	Zimbabwe	WESTERN TRANSPORT	OV LANDSIDE TRANSPORT - MT	37,564.80
	Zimbabwe	WETO TRANSPORT (PVT) LTD	IT LANDSIDE TRANSPORT - MT	60,975.44
	Belgium	Multicorpora International	Information technology services delivery	52,016.00
	Canada	Edi-Science	Writing and translations	31,708.00
	Netherlands	WebEx Communications BV	Information technology services delivery	46,568.63
	Switzerland	API	Information technology services delivery	30,100.00
	Switzerland	Arndt Sécurité et Service	Security guard services	314,286.00
	Switzerland	Arndt Sécurité et Service	Security guard services	41,981.00
	Switzerland	Arndt Sécurité et Service	Security guard services	37,046.00
	Switzerland	Arndt Sécurité et Service	Security guard services	31,992.00
	Switzerland	CeRFI SA	Information technology services delivery	253,968.00
	Switzerland	CGC Dalkia SA	Building maintenance and repair services	663,900.41
	Switzerland	CGC Dalkia SA	Building maintenance and repair services	239,390.64
	Switzerland	Coit Telecom SA	Information technology services delivery	30,769.23
	Switzerland	Connectis Communications	Information technology services delivery	595,369.34

WMO continued

## Major contracts for services and works by UN organization

AGENCY			Contract Value
Location of Supplier	Name of Contractor	Description of Services	USD
Switzerland	Fipoi	Office equipment rental or leasing services	91,727.67
Switzerland	FIPOI	Office equipment rental or leasing services	76,559.00
Switzerland	Helvetia Assurances	Insurance services for struture, property, possessions	121,814.00
Switzerland	ICC	Information technology services delivery	474,618.00
Switzerland	International Computing Center	Information technology services delivery	220,000.00
Switzerland	ISS Facility Services	Building maintenance and repair services	399,208.00
Switzerland	Johnson Controls	Building maintenance and repair services	38,031.12
Switzerland	Johnson Controls Systems	Building maintenance and repair services	35,039.84
Switzerland	La Poste Suisse	Postal and small parcel and courier services	114,381.27
Switzerland	Navixia	Information technology services delivery	99,221.99
Switzerland	Navixia	Information technology services delivery	80,874.73
Switzerland	Oracle Software	Information technology services delivery	153,835.00
Switzerland	OTIS	Building maintenance and repair services	81,615.00
Switzerland	Sedelec	Building maintenance and repair services	234,995.00
Switzerland	Sharp Electronic (Suisse)	Office equipment rental or leasing services	129,778.01
Switzerland	SIG	Energy conservation	571,906.00
Switzerland	Swiss Federal Audit Services	Audit Services	116,667.00
Switzerland	Xerox	Office equipment rental or leasing services	158,730.15
United Kingdom	b2lateral	Information technology services delivery	66,667.00
United Kingdom	b2lateral	Information technology services delivery	44,944.00
United Kingdom	SMI (Distribution Services) Ltd	Transportation storage and mail services	105,819.00
<b>WTO</b>			
Belgium	Van Breda	Health Insurance	2,564,425.64
Cambodia	Aplus Asia Network Co. Ltd.	Consultancy	60,450.06
Germany	WERLE DESIGN INTERNATIONAL	Exhibition services	51,120.87
Honduras	Inertia Solutions	Consultancy	38,576.94
Spain	Alarcon	Cleaning	117,400.44
Spain	DHL EXPRESS MADRID SPAIN, S.L.	Post	46,962.85
Spain	GAR Y ASOCIADOS CONSULTORES	IT consultancy	30,166.91
Spain	IA Viajes / Zeppelin	Travel	272,914.22
Spain	Iberdrola	Electricity	88,073.93
Spain	Impacto Creativo	Printing	70,760.33
Spain	Movistar	Telephone lines	90,474.84
Spain	Presstour	Travel	525,876.13
Spain	Repsol	Central heating	30,161.43
Spain	Tres punto uno	Security	229,797.21
Spain	Xerox España	Printing	77,887.78
United Kingdom	TEAM	Consultancy	48,316.33
United Kingdom	Yellow Railroad	Consultancy	64,294.90
United States of America	EBSCO-METAPRESS	Web publishing solutions	165,334.33
United States of America	Tourism Economics	Consultancy	41,148.74





# Project personnel by nationality

## Project personnel by nationality

(USD Thousand)

Country	Int'l. Experts			National Experts			UN Volunteers			Fellowships		
	Total	Female	Cost	Total	Female	Cost	Total	Female	Cost	Total	Female	Cost
Afghanistan	32		320.67	161	53	431.37	36	1	1,267.55	274	68	1,030.52
Albania	17	14	148.33	486	316	913.06	14	8	270.99			
Algeria	7	3	130.23	116	26	619.74	4	4	66.72			
Andorra												
Angola	29	29	148.50	28	15	91.94	4		164.87			
Antigua and Barbuda	22	22	158.50							1		8.87
Argentina	369	180	2,001.39	572	314	1,500.96	17	15	288.16	26	1	150.15
Armenia	30	27	135.81	566	242	822.52	6	5	80.92	29	19	8.86
Australia	765	256	5,865.80	59	38	303.98	73	57	1,023.31	43	18	5.56
Austria	262	103	2,633.67	52	39	620.24	10	5	293.14	2		24.74
Azerbaijan	30	11	67.70	298	73	904.17	3	2	96.17	11		23.03
Bahamas	6	6	21.16	5	5	9.52						
Bahrain	1		1.75	37	20	249.14						
Bangladesh	97	4	999.65	1,815	291	2,183.95	101	30	2,198.73	66	58	34.38
Barbados	2	2	16.80	108	75	281.80	2	1	28.40			
Belarus	64	11	326.85	610	317	813.16	3	2	87.02	646	312	199.70
Belgium	265	81	2,131.97	50	21	430.42	224	143	4,199.03	5		15.58
Beize				153	41	187.90				14	14	9.58
Benin	117	11	929.82	171	20	500.83	221	29	3,491.03	29	3	14.81
Bhutan	2	2	6.83	54	13	124.43	42	17	1,445.09	8		58.52
Bolivia (Plurinational State of)	58	12	569.85	805	313	1,477.72	85	52	649.41	148	66	102.05
Bosnia and Herzegovina	67	18	387.98	630	295	1,201.54	47	44	618.85			
Botswana	14	12	172.65	16	11	27.36	52	25	156.41			
Brazil	269	138	2,076.68	901	519	4,888.49	180	90	2,185.36	27	16	133.20
Brunei Darussalam												
Bulgaria	232	106	2,364.72	1,129	773	1,076.13	4	2	141.97	15	15	3.98
Burkina Faso	139	16	999.30	122	16	412.68	209	38	2,331.19	9		6.75
Burundi	20	5	410.46	101	22	287.70	137	34	3,717.66			
Cambodia	11	4	20.09	195	38	597.38	19	1	263.49	11	8	14.39
Cameroon	70	5	567.25	155	22	665.27	365	156	6,165.16	8	3	29.85
Canada	1,233	439	10,704.35	131	63	590.38	170	92	3,156.03	58		32.71
Cape Verde	13	1	76.65	73	44	298.13	11	3	176.45	5	1	17.24
Central African Republic	13		134.20	173	14	253.33	39	6	823.27	81	2	85.02
Chad	6		35.59	40		93.25	65	6	2,072.45			
Chile	213	47	1,360.60	566	239	2,169.96	5	5	120.00			
China	63	43	433.03	340	188	1,471.78	20	14	248.38	3	2	22.60
Colombia	394	212	1,773.97	1,468	655	17,794.27	168	112	1,618.17	2	1	22.34
Comoros				12	1	20.55	26	11	137.95	2		58.73
Congo, Republic of the	20		136.54	255	34	648.02	90	13	477.03	91	15	148.20
Costa Rica	94	6	320.80	540	266	850.39	6	1	124.92			
Côte D'Ivoire	77	4	828.88	325	82	1,385.53	166	46	4,006.86	82	11	40.10
Croatia	125	65	801.37	1,424	450	1,697.94	5	1	215.25			
Cuba	2		45.46	15	8	11.62	3	2	55.77	19	12	9.27
Cyprus	11		36.06	336	174	778.00	1		54.96	8		0.31
Czech Republic	80	27	464.07	1	1	30.27	19	12	705.29			
Democratic People's Rep. of Korea	11		72.00	30	13	13.81				8	2	19.89
Democratic Republic of the Congo	61	4	704.63	658	125	1,730.71	648	123	9,169.48	93		6.19
Denmark	152	51	1,676.95	23	3	364.18	53	33	819.01	3		0.26
Djibouti				163	50	227.19	15	3	286.23	2	2	
Dominica	2	2	13.80	4	4	24.47				6	5	31.49
Dominican Republic	24	1	88.40	1,104	370	3,580.46	17	14	121.53	1,453	591	6,991.08
Ecuador	54	27	383.92	451	163	1,748.44	64	46	410.23	19	10	34.05
Egypt	114	32	833.28	210	79	1,354.48	40	23	717.88	49	15	350.56
El Salvador	54	20	229.49	901	436	1,917.22	12	4	199.15	15	7	5.16
Equatorial Guinea				16		31.80				7	1	5.95
Eritrea	21	1	211.79	38	24	198.74	68	17	2,203.72			
Estonia	73	16	765.73				1		54.96			
Ethiopia	41	12	425.32	156	41	548.58	592	114	5,803.83	8	6	76.97
Fiji	22	22	78.98	190	143	167.99	20	10	530.83	26	7	8.74
Finland	98	30	828.54	12	10	49.27	153	78	2,422.80	10	3	51.55
France	770	281	7,901.50	142	31	603.48	284	145	5,252.97	143	17	54.40
Gabon	5	5	115.94	14		48.74	1		36.64			
Gambia	14	1	62.61	110	35	223.97	69	6	772.44	4	2	0.70
Georgia	71	25	300.28	523	196	695.58	7	2	233.57	4	4	2.93
Germany	595	224	5,971.42	44	31	198.35	89	35	1,962.89	17	12	111.09
Ghana	106	26	1,234.66	283	81	993.74	333	61	5,514.87	4		109.80
Greece	71	17	436.65	14	12	16.15	11	6	361.84	1		80.89
Grenada										4	4	15.30
Guatemala	139	82	399.00	380	170	1,111.06	8	5	81.09	8	5	6.05
Guinea	69	1	397.79	260	8	254.35	24	3	324.70	143	21	92.63
Guinea Bissau	10		46.28	132	39	318.64	86	8	2,996.87			
Guyana	23	8	203.17	110	69	112.04	1	1	54.96			
Haiti	10	3	22.34	548	122	1,344.51	159	44	3,122.08	11		9.60
Honduras	20		196.74	500	216	1,087.63	49	39	403.34	12	9	7.28
Hungary	99	29	1,200.28	17	17	114.95	10	2	153.35	9		15.74
Iceland							1	1	18.32	2		-0.03
India	626	187	5,971.29	583	224	2,618.18	578	125	6,181.72	27	16	151.23
Indonesia	98	43	541.48	1,773	825	4,565.57	102	45	1,749.68	257	50	231.53
Iran (Islamic Republic of)	24	21	179.70	199	63	2,971.18	6	4	201.56	65		145.70
Iraq	16	5	137.98	111	22	1,410.72	5	1	270.21	5		
Ireland	255	34	1,960.64	25		161.30	86	61	1,792.01	33		2.09

## Project personnel by nationality

Country	(USD Thousand)											
	Int'l. Experts			National Experts			UN Volunteers			Fellowships		
	Total	Female	Cost	Total	Female	Cost	Total	Female	Cost	Total	Female	Cost
Afghanistan	32		320.67	161	53	431.37	36	1	1,267.55	274	68	1,030.52
Israel	9	1	228.40	36	13	237.76						
Italy	568	232	4,999.29	153	70	727.25	243	174	5,358.93	42	15	304.67
Jamaica	31	26	133.73	24	13	53.83	4	3	147.47			
Japan	98	57	936.98	80	77	542.98	246	160	3,121.06	1	1	76.86
Jordan	61	28	426.85	112	52	763.66	19	9	515.63	14		134.73
Kazakhstan	25	18	51.16	574	358	901.92	114	102	267.13	3		0.04
Kenya	146	41	1,231.41	492	258	1,328.05	781	295	11,898.78	48	3	7.39
Kiribati										7	3	82.42
Kuwait	1		9.24	14	1	125.42				143	29	1,101.62
Kyrgyzstan	27	9	124.67	1,814	974	2,030.16	66	9	163.36	107	91	19.07
Lao People's Democratic Republic	19		94.00	47	20	205.62				10	3	21.91
Latvia	127	28	1,150.48	1	1	2.30	7	6	33.15			
Lebanon	65	15	383.07	625	245	2,552.56	70	48	826.13	2	2	0.26
Lesotho	19	6	132.74	43	14	183.47	5	2	107.74			
Liberia	17		53.82	155	31	413.80	427	42	8,227.37	18	2	12.12
Libya	19		14.99	119	41	483.19	3	1	15.12	4	1	2.04
Liechtenstein												
Lithuania	74	41	641.69	3	3	5.99	2	2	64.12	73	33	212.10
Luxembourg	25		196.85	1	1	18.22	3	3	96.18			
Madagascar	30	19	294.41	118	38	308.82	59	36	965.39	2	2	0.46
Malawi	60	31	465.31	122	30	599.14	80	19	750.12			
Malaysia	66	37	546.18	145	82	527.97	5	2	210.78	9	9	26.35
Maldives	1	1	0.25	41	22	183.23	14	11	129.13			
Mali	72	16	427.57	101	25	249.52	101	8	1,635.90	2		0.40
Malta	6		59.65									
Marshall Islands										1	1	19.44
Mauritania	59		484.60	191	24	443.14	50	4	262.04	1		0.07
Mauritius	31	13	177.98	69	28	102.45	1		54.96	41	29	73.65
Mexico	222	126	1,271.24	1,900	840	5,765.05	24	12	546.10	34	6	101.67
Micronesia (Federated States of)										8	6	112.16
Monaco												
Mongolia	41	4	179.17	175	99	360.95	3	3	63.36	5	4	30.21
Montenegro				3	1	71.84	9	7	88.79			
Morocco	63	3	500.52	114	32	622.00	15	6	584.02	14	7	0.52
Mozambique	7	3	116.59	47	26	319.69	47	14	857.93	9	5	5.40
Myanmar	49	12	76.23	404	168	536.28	38	8	875.84	22	12	62.79
Namibia	8	5	31.45	13	3	38.83	28	19	276.47	3	3	4.61
Nauru	7		12.83									
Nepal	87	18	746.28	388	93	947.01	223	23	5,321.93	20	1	109.70
Netherlands	415	179	3,291.89	45	10	210.13	52	26	986.40	25	7	24.98
New Zealand	176	32	1,555.86	18	11	193.94	7	2	261.05			
Nicaragua	57	22	183.22	304	164	727.85	72	37	247.58	17	12	15.13
Niger	44	5	278.59	135	44	215.75	288	39	3,009.76	5		4.23
Nigeria	74	27	507.73	260	109	888.53	278	45	4,605.23			
Norway	46	10	351.36	3	2	40.83	23	12	441.19			
Oman										1		
Pakistan	161	14	1,187.65	670	125	1,783.25	305	16	3,865.24	179	15	240.28
Palau												
Panama	16	3	26.91	535	325	1,524.85	2		15.12	4		6.00
Papua New Guinea	21		236.17	28	23	35.39	1	1	54.96	10	4	98.60
Paraguay	42		259.97	240	135	499.85	1	1	27.48			
Peru	106	25	798.65	2,385	701	6,055.24	68	51	481.84	27	6	32.25
Philippines	245	62	1,632.26	265	172	1,112.34	324	113	10,219.24	58	50	109.86
Poland	179	55	1,977.48	396	275	324.37	19	6	394.14	4	1	0.23
Portugal	321	128	2,305.24	4	1	88.48	88	61	2,188.18	2		7.72
Qatar										1	1	
Republic of Korea	81	27	960.53	9	7	102.48	52	45	1,213.28	4	4	85.94
Republic of Moldova	31	26	236.35	1,843	829	2,404.80	1		4.47			
Romania	22	1	188.41	272	134	617.16	17	9	563.52	1	1	30.21
Russian Federation	164	68	650.56	910	339	2,888.55	46	19	1,460.65	9	6	0.87
Rwanda	52		485.86	107	10	362.92	162	26	3,784.87	27	27	30.14
Saint Kitts and Nevis										2	1	20.56
Saint Lucia				2	2	2.50				6	4	18.05
Saint Vincent and the Grenadines				3	3	18.26				1	1	5.70
Samoa	16		45.79	14	14	25.71	1		0.84	16	10	163.55
San Marino												
Sao Tome and Principe				9	1	23.04	41	40	183.70	223	52	211.61
Saudi Arabia										2		
Senegal	210	42	1,451.48	197	97	832.55	134	44	2,382.56	12	3	31.68
Serbia	12	7	108.44	26	7	252.95	14	7	673.24			
Seychelles	11	4	30.22	6		9.01	1		18.32	16	3	26.48
Sierra Leone	47	7	313.01	179	8	745.98	411	112	8,342.05	10	1	151.90
Singapore							3	3	119.08			
Slovakia	96	22	587.25	57	10	248.27				4		0.26
Slovenia	91	35	659.70	11	11	14.99	6	6	37.25			
Solomon Islands				16	6	52.94				20	2	166.15
Somalia	24	11	141.08	76	8	247.10	3		164.87	10	2	
South Africa	239	45	2,711.73	237	152	2,068.67	16	7	586.22	7	5	15.14
South Sudan				7	1	18.03	55	14	1,067.65			
Spain	524	295	2,627.36	111	75	376.50	326	197	4,691.95	57	21	217.55

## Project personnel by nationality

(USD Thousand)

Country	Int'l. Experts			National Experts			UN Volunteers			Fellowships		
	Total	Female	Cost	Total	Female	Cost	Total	Female	Cost	Total	Female	Cost
Afghanistan	32		320.67	161	53	431.37	36	1	1,267.55	274	68	1,030.52
Sri Lanka	69	28	549.41	125	52	379.73	121	40	1,796.18	8	1	23.96
Sudan	50	14	214.64	345	96	1,105.63	315	87	2,918.97	2,016	432	1,696.12
Suriname	3		53.67	13		53.01				5	5	3.19
Swaziland	11	6	142.00	27	15	46.95	1	1	9.16			
Sweden	138	87	1,157.72	23	21	85.10	31	22	1,048.88	22	13	4.50
Switzerland	169	94	1,084.78	14	9	107.07	93	65	2,502.28	2	2	0.07
Syrian Arab Republic	35	30	167.99	217	55	631.67	20	7	452.68	21	10	24.99
Tajikistan	12	5	18.85	307	33	408.89	14	5	499.16	250	9	26.59
Thailand	54	47	322.83	290	144	985.63	4	2	109.92	10	8	113.25
The fm Yugoslav Rep. of Macedonia	23	11	204.50	473	230	576.48	2	1	82.44			
Timor-Leste							39	10	1,557.84	11	5	78.24
Togo	95	2	698.07	144	30	322.55	107	14	1,585.20	44	16	56.92
Tonga				15		30.87				15	8	188.13
Trinidad and Tobago	23	6	126.72	63	24	359.71	21	2	281.87			
Tunisia	93	11	1,247.69	521	215	1,081.60	7	4	233.25	17	4	107.21
Turkey	44	5	857.70	784	367	2,437.28	68	55	573.89	1		22.72
Turkmenistan	8	7	16.75	120	59	182.13	4		27.45			
Tuvalu				12	2	57.81						
Uganda	184	73	1,129.52	452	139	723.88	933	161	9,704.82	2		-0.03
Ukraine	52	22	226.87	463	257	902.66	146	50	1,548.75	13	9	3.11
United Arab Emirates	1	1		4	4	24.20						
United Kingdom	1,756	428	15,780.83	172	43	696.89	122	46	2,411.19	67	10	216.34
United Republic of Tanzania	33		242.81	171	73	758.74	147	66	3,486.07	29	6	19.18
United States of America	1,905	755	13,292.38	877	428	5,346.62	172	100	3,189.33	64	16	386.13
Uruguay	95	30	515.75	3,884	2,480	6,046.63	6	2	261.05	6	4	0.68
Uzbekistan	58	24	277.72	1,654	546	1,254.04	24	18	210.71			
Vanuatu	4		4.73							5	1	25.31
Venezuela (Bolivarian Republic of)	65	52	261.30	555	268	1,280.01	30	23	307.90	1		6.60
Viet Nam	20	14	87.38	286	109	1,156.42	17	15	78.77	25	15	30.02
Yemen	8	3	71.68	71	6	141.23	54	31	464.48	34	8	5.18
Zambia	68	10	322.01	171	64	631.45	75	34	1,066.05	23	20	54.92
Zimbabwe	145	32	835.30	281	120	460.61	179	67	2,402.54			
<b>Sub-Total</b>	<b>19,969</b>	<b>6,869</b>	<b>156,260.53</b>	<b>54,852</b>	<b>23,149</b>	<b>155,465.05</b>	<b>14,486</b>	<b>5,028</b>	<b>233,687</b>	<b>8,279</b>	<b>2,554</b>	<b>18,390.03</b>
Unspecified Countries							45	28	626.06	4	2	4.00
Global Projects												
Interregional Projects												
Arab Countries	1		38.73	2		52.86	30	17	431.17			
African Countries							1	1	9.16			
Asian Countries										10	6	126.58
European Countries	38	25	191.30	319	85	764.35	18	11	185.99	1,289	762	232.69
Latin America And The Caribbean	8	5	54.60	4		0.91	1		1.48			
<b>Grand-Total</b>	<b>20,016</b>	<b>6,899</b>	<b>156,545.16</b>	<b>55,177</b>	<b>23,234</b>	<b>156,283.17</b>	<b>14,581</b>	<b>5,085</b>	<b>234,940.53</b>	<b>9,582</b>	<b>3,324</b>	<b>18,753.30</b>
<b>Developed Countries:</b>	<b>11,705</b>	<b>4,174</b>	<b>98,016</b>	<b>4,311</b>	<b>2,407</b>	<b>15,222</b>	<b>2,646</b>	<b>1,569</b>	<b>49,801</b>	<b>713</b>	<b>185</b>	<b>1,880</b>
Percentage	58.48%	60.50%	62.61%	7.81%	10.36%	9.74%	18.15%	30.86%	21.20%	7.44%	5.57%	10.03%
<b>Developing Countries/ Economies In Transition:</b>	<b>8,311</b>	<b>2,725</b>	<b>58,529</b>	<b>50,866</b>	<b>20,826</b>	<b>141,061</b>	<b>11,890</b>	<b>3,488</b>	<b>184,514</b>	<b>8,865</b>	<b>3,137</b>	<b>16,869</b>
Percentage	41.52%	39.50%	37.39%	92.19%	89.64%	90.26%	81.54%	68.59%	78.54%	92.52%	94.37%	89.95%
<b>Arab States</b>	<b>641</b>	<b>176</b>	<b>4,984</b>	<b>3,258</b>	<b>1,039</b>	<b>15,127</b>	<b>682</b>	<b>260</b>	<b>8,549</b>	<b>2,403</b>	<b>513</b>	<b>3,628</b>
Percentage	3.20%	2.55%	3.18%	5.90%	4.47%	9.68%	4.68%	5.11%	3.64%	25.08%	15.43%	19.34%
<b>Africa</b>	<b>2,434</b>	<b>518</b>	<b>19,642</b>	<b>6,596</b>	<b>1,905</b>	<b>20,368</b>	<b>7,527</b>	<b>1,791</b>	<b>117,246</b>	<b>1,080</b>	<b>241</b>	<b>1,323</b>
Percentage	12.16%	7.51%	12.55%	11.95%	8.20%	13.03%	51.62%	35.22%	49.90%	11.27%	7.25%	7.06%
<b>Asia &amp; Pacific</b>	<b>1,903</b>	<b>568</b>	<b>15,126</b>	<b>8,070</b>	<b>2,926</b>	<b>20,658</b>	<b>2,054</b>	<b>524</b>	<b>39,373</b>	<b>1,147</b>	<b>390</b>	<b>3,616</b>
Percentage	9.51%	8.24%	9.66%	14.63%	12.59%	13.22%	14.09%	10.30%	16.76%	11.97%	11.73%	19.28%
<b>Europe &amp; CIS</b>	<b>866</b>	<b>372</b>	<b>4,897</b>	<b>11,984</b>	<b>5,145</b>	<b>19,719</b>	<b>610</b>	<b>348</b>	<b>7,384</b>	<b>2,362</b>	<b>1,212</b>	<b>540</b>
Percentage	4.33%	5.40%	3.13%	21.72%	22.14%	12.62%	4.18%	6.84%	3.14%	24.65%	36.46%	2.88%
<b>Latin America &amp; The Caribbean</b>	<b>2,436</b>	<b>1,064</b>	<b>13,644</b>	<b>19,115</b>	<b>8,983</b>	<b>62,784</b>	<b>1,016</b>	<b>565</b>	<b>11,957</b>	<b>1,873</b>	<b>781</b>	<b>7,763</b>
Percentage	12.17%	15.42%	8.72%	34.64%	38.67%	40.17%	6.97%	11.11%	5.09%	19.55%	23.50%	41.39%
<b>Others</b>							<b>45</b>	<b>28</b>	<b>626.06</b>	<b>4</b>	<b>2</b>	<b>4.00</b>
Percentage							0.31%	0.55%	0.27%	0.04%	0.06%	0.02%



# Annexes



# Annex 1 | Abbreviations

AFDB	African Development Bank	UNEP	United Nations Environmental Programme
ASDB	Asian Development Bank	UNESCO	United Nations Educational, Scientific and Cultural Organization
ECA	Economic Commission for Africa	UNFPA	United Nations Population Fund
ECE	Economic Commission for Europe	UNHCR	United Nations High Commissioner for Refugees
ECLAC	Economic Commission for Latin America & the Caribbean	UNICEF	United Nations Children's Fund
ESCAP	Economic Commission for Asia and the Pacific	UNCHS	United Nations Centre for Human Settlements
ESCWA	Economic & Social Commission for Western Asia	UNICRI	United Nations Interregional Crime and Justice Research Institute
FAO	Food and Agricultural Organization of the United Nations	UNIDIR	United Nations Institute for Disarmament Research
GATT	General Agreement on Tariffs and Trade	UNIDO	United Nations Industrial Development Organization
HABITAT	See UNCHS	UNITAR	United Nations Institute for Training and Research
IAEA	International Atomic Energy Agency	UN/OCHA	United Nations Office for the Coordination of Humanitarian Affairs
IBRD	International Bank for Reconstruction & Development	UNODC	United Nations Office on Drugs and Crime
ICAO	International Civil Aviation Organization	UNOG	United Nations Office at Geneva
ICJ	International Court of Justice	UNON	United Nations Office in Nairobi
IDA	International Development Association	UNOPS	United Nations Office for Project Services
IDB	Inter-American Development Bank	UNOV	United Nations Office in Vienna
IFAD	International Fund for Agricultural Development	UN/PD	UN Procurement Division
IFC	International Finance Corporation	UNRISD	United Nations Research Institute for Social Development
ILO	International Labour Organization	UNRWA	United Nations Relief and Works Agency
IMF	International Monetary Fund	UNU	United Nations University
IMO	International Maritime Organization	UNV	United Nations Volunteers
ITC	International Trade Center	UNWOMEN	United Nations Entity for Gender Equality and the Empowerment of Women (a merger of DAW, INSTRAW, OSAGI and UNIFEM)
ITU	International Telecommunication Union	UPU	Universal Postal Union
PAHO	Pan American Health Organization	WB	World Bank
OPCW	Organisation for the Prohibition of Chemical Weapons	WFC	World Food Council
TCDC	Technical Cooperation among Developing Countries	WFP	World Food Programme
UMDC	Under-Utilized Major Donor Country	WHO	World Health Organization
UN	United Nations	WIPO	World Intellectual Property Organization
UNCHS	United Nations Centre for Human Settlements	WMO	World Meteorological Organization
UN/FALD	UN Field Administration and Logistics Division	WTO	World Tourism Organization
UNCTAD	United Nations Conference on Trade and Development		
UNDP	United Nations Development Programme		

## Distribution of countries and territories

The country distributions presented are for statistical convenience only and follow those used by the Statistics Division, Department of Economic and Social Affairs (DESA) of the United Nations. They are grouped by economic criteria or membership of trade agreements for the purposes of statistical analysis and research. The term “economies”, as used in this report, describes regions, countries and territories.

There is no established convention for the designation of “developed” and “developing” countries or areas in the United Nations system. In common practice, Israel and Japan in Asia, Bermuda, Canada, Greenland, Saint Pierre et Miquelon, and the United States in northern America, Australia and New Zealand in Oceania, and Europe are considered “developed” regions or areas. This report includes all UN member states divided into three major categories: developing countries, transition economies and developed countries.

The designations employed do not imply the expression of any opinion whatsoever on the part of the United Nations concerning the legal status of any country, territory, city or area, or of its authorities, or concerning the delimitation of its frontiers or boundaries.

The designations “developing”, “in transition”, and “developed” are intended for statistical convenience and do not necessarily express a judgement about the stage reached by a particular country or area in the development process.

Source: *United Nations Conference on Trade and Development (UNCTAD)*.

## Annex 2 | Developing countries

1.	Afghanistan	26.	Colombia
2.	Algeria	27.	Comoros
3.	Angola	28.	Congo, Republic of the
4.	Antigua and Barbuda	29.	Costa Rica
5.	Argentina	30.	Côte D'Ivoire
6.	Bahamas	31.	Cuba
7.	Bahrain	32.	Democratic People's Republic of Korea
8.	Bangladesh	33.	Democratic Republic of the Congo
9.	Barbados	34.	Djibouti
10.	Belize	35.	Dominica
11.	Benin	36.	Dominican Republic
12.	Bhutan	37.	Ecuador
13.	Bolivia (Plurinational State of)	38.	Egypt
14.	Botswana	39.	El Salvador
15.	Brazil	40.	Equatorial Guinea
16.	Brunei Darussalam	41.	Eritrea
17.	Burkina Faso	42.	Ethiopia
18.	Burundi	43.	Fiji
19.	Cambodia	44.	Gabon
20.	Cameroon	45.	Gambia
21.	Cape Verde	46.	Ghana
22.	Central African Republic	47.	Grenada
23.	Chad	48.	Guatemala
24.	Chile	49.	Guinea
25.	China	50.	Guinea Bissau

51.	Guyana	94.	Peru
52.	Haiti	95.	Philippines
53.	Honduras	96.	Qatar
54.	India	97.	Republic of Korea
55.	Indonesia	98.	Rwanda
56.	Iran (Islamic Republic of)	99.	Saint Kitts and Nevis
57.	Iraq	100.	Saint Lucia
58.	Jamaica	101.	Saint Vincent and the Grenadines
59.	Jordan	102.	Samoa
60.	Kenya	103.	Sao Tome and Principe
61.	Kiribati	104.	Saudi Arabia
62.	Kuwait	105.	Senegal
63.	Lao People's Democratic Republic	106.	Seychelles
64.	Lebanon	107.	Sierra Leone
65.	Lesotho	108.	Singapore
66.	Liberia	109.	Solomon Islands
67.	Libya	110.	Somalia
68.	Madagascar	111.	South Africa
69.	Malawi	112.	South Sudan
70.	Malaysia	113.	Sri Lanka
71.	Maldives	114.	Sudan
72.	Mali	115.	Suriname
73.	Marshall Islands	116.	Swaziland
74.	Mauritania	117.	Syrian Arab Republic
75.	Mauritius	118.	Thailand
76.	Mexico	119.	Timor-Leste
77.	Micronesia (Federated States of)	120.	Togo
78.	Mongolia	121.	Tonga
79.	Morocco	122.	Trinidad and Tobago
80.	Mozambique	123.	Tunisia
81.	Myanmar	124.	Turkey
82.	Namibia	125.	Tuvalu
83.	Nauru	126.	Uganda
84.	Nepal	127.	United Arab Emirates
85.	Nicaragua	128.	United Republic of Tanzania
86.	Niger	129.	Uruguay
87.	Nigeria	130.	Vanuatu
88.	Oman	131.	Venezuela (Bolivarian Republic of)
89.	Pakistan	132.	Viet Nam
90.	Palau	133.	Yemen
91.	Panama	134.	Zambia
92.	Papua New Guinea	135.	Zimbabwe
93.	Paraguay		

---

## Annex 3 | Economies in transition

1. Albania
2. Armenia
3. Azerbaijan
4. Belarus
5. Bosnia and Herzegovina
6. Croatia
7. Georgia
8. Kazakhstan
9. Kyrgyzstan
10. Montenegro
11. Republic of Moldova
12. Russian Federation
13. Serbia
14. Tajikistan
15. The Former Yugoslav Republic of Macedonia
16. Turkmenistan
17. Ukraine
18. Uzbekistan

## Annex 4 | Developed countries

1. Andorra
2. Australia
3. Austria
4. Belgium
5. Bulgaria
6. Canada
7. Cyprus
8. Czech Republic
9. Denmark
10. Estonia
11. Finland
12. France
13. Germany
14. Greece
15. Hungary
16. Iceland
17. Ireland
18. Israel
19. Italy
20. Japan
21. Latvia
22. Liechtenstein
23. Lithuania
24. Luxembourg
25. Malta
26. Monaco
27. Netherlands
28. New Zealand
29. Norway
30. Poland
31. Portugal
32. Romania
33. San Marino
34. Slovakia
35. Slovenia
36. Spain
37. Sweden
38. Switzerland
39. United Kingdom
40. United States of America







# 2012 Annual Statistical Report on United Nations Procurement

Published in  
July 2013 by



**UNOPS**

This document is available online at [www.ungm.org](http://www.ungm.org) and [www.unops.org](http://www.unops.org). It has been published in electronic format to limit the use of paper, ink, and transport emissions to further support UNOPS leadership role in advancing sustainable practices